

# ETSI TS 100 974 V7.5.0 (2000-07)

---

*Technical Specification*

**Digital cellular telecommunications system (Phase 2+);  
Mobile Application Part (MAP) specification  
(GSM 09.02 version 7.5.0 Release 1998)**

---

**GSM**®

GLOBAL SYSTEM FOR  
MOBILE COMMUNICATIONS



Reference

---

RTS/3GPP-000902Q7R3

Keywords

---

Digital cellular telecommunications system,  
Global System for Mobile communications (GSM)

**ETSI**

650 Route des Lucioles  
F-06921 Sophia Antipolis Cedex - FRANCE

---

Tel.: +33 4 92 94 42 00 Fax: +33 4 93 65 47 16

Siret N° 348 623 562 00017 - NAF 742 C  
Association à but non lucratif enregistrée à la  
Sous-Préfecture de Grasse (06) N° 7803/88

***Important notice***

---

Individual copies of the present document can be downloaded from:

<http://www.etsi.org>

The present document may be made available in more than one electronic version or in print. In any case of existing or perceived difference in contents between such versions, the reference version is the Portable Document Format (PDF).

In case of dispute, the reference shall be the printing on ETSI printers of the PDF version kept on a specific network drive within ETSI Secretariat.

Users of the present document should be aware that the document may be subject to revision or change of status.

Information on the current status of this and other ETSI documents is available at <http://www.etsi.org/tb/status/>

If you find errors in the present document, send your comment to:

editor@etsi.fr

***Copyright Notification***

---

No part may be reproduced except as authorized by written permission.  
The copyright and the foregoing restriction extend to reproduction in all media.

© European Telecommunications Standards Institute 2000.  
All rights reserved.

# Contents

Intellectual Property Rights.....	25
Foreword .....	25
1 Scope.....	26
2 References.....	26
3 Abbreviations.....	33
4 Configuration of the mobile network.....	33
4.1 The entities of the mobile system .....	33
4.1.1 The Home Location Register (HLR).....	33
4.1.2 The Visitor Location Register (VLR) .....	33
4.1.3 The Mobile-services Switching Centre (MSC).....	34
4.1.4 The Base Station System (BSS).....	34
4.1.5 The Gateway MSC (GMSC).....	34
4.1.6 The SMS Gateway MSC.....	34
4.1.7 The SMS Interworking MSC .....	34
4.1.8 The VBS/VGCS Anchor MSC .....	35
4.1.9 The Equipment Identity Register (EIR) .....	35
4.1.10 The GSM Service Control Function (gsmSCF) .....	35
4.1.11 The VBS/VGCS Relay MSC .....	35
4.1.12 The Group Call Register (GCR) .....	35
4.1.13 The Shared InterWorking Function Server (SIWFS).....	35
4.1.14 The Serving GPRS Support Node (SGSN).....	35
4.1.15 The Gateway GPRS Support Node (GGSN) .....	35
4.1.17 The Serving Mobile Location Center (SMLC) .....	36
4.1.18 The Gateway Mobile Location Center (GMLC).....	36
4.1.19 The Location Measurement Unit (LMU) .....	36
4.2 Void.....	38
4.3 Interconnection between PLMNs .....	38
4.4 The interfaces within the mobile service .....	38
4.4.1 Interface between the HLR and the VLR (D-interface) .....	38
4.4.2 Interface between the HLR and the gsmSCF (J-interface).....	38
4.4.3 Interface between the VLR and its associated MSC(s) (B-interface).....	38
4.4.4 Interface between VLRs (G-interface).....	38
4.4.5 Interface between the HLR and the MSC (C-interface).....	38
4.4.6 Interface between the MSC and the gsmSCF (L-interface).....	39
4.4.7 Interface between MSCs (E-interface).....	39
4.4.8 Interface between the MSC and Base Station Systems (A-interface).....	39
4.4.9 Interface between MSC and EIR (F-interface).....	39
4.4.10 Interface between VBS/VGCS Anchor MSC and GCR (I-interface).....	39
4.4.11 Interface between the MSC and the SIWF server (K-interface) .....	39
4.4.12 Interface between SGSN and HLR (Gr-interface) .....	39
4.4.13 Interface between SGSN and SMS-GMSC or SMS-IWMSC (Gd-interface).....	39
4.4.14 Interface between GGSN and HLR (Gc-interface) .....	39
4.4.15 Interface between SGSN and EIR (Gf-interface).....	40
4.4.16 Interface between SGSN and BSC (Gb-interface).....	40
4.4.17 Interface between SGSN and MSC/VLR (Gs-interface).....	40
4.4.17A Interface between SMLC and BSC (Lb interface) .....	40
4.4.18 Interface between SMLC and MSC (Ls interface).....	40
4.4.18A Interface between SMLC and SMLC (Lp interface) .....	40
4.4.19 Void.....	40
4.4.20 Interface between GMLC and HLR (Lh interface) .....	40
4.4.21 Interface between GMLC and MSC (Lg interface).....	40
4.4.22 Interface between LCS Client and GMLC (Le interface) .....	40
4.5 Splitting of the data storage .....	40

5	Overload and compatibility overview .....	41
5.1	Overload control.....	41
5.1.1	Overload control for MSC (outside MAP) .....	41
5.1.2	Overload control for MAP entities .....	41
5.1.3	Congestion control for Signalling System No. 7.....	44
5.2	Compatibility.....	44
5.2.1	General.....	44
5.2.2	Strategy for selecting the Application Context (AC) version.....	45
5.2.2.1	Proposed method.....	45
5.2.2.2	Managing the version look-up table .....	45
5.2.2.3	Optimizing the method.....	46
6	Requirements concerning the use of SCCP and TC.....	47
6.1	Use of SCCP.....	47
6.1.1	SCCP Class.....	47
6.1.2	Sub-System Number (SSN) .....	47
6.1.3	SCCP addressing .....	47
6.1.3.1	Introduction.....	47
6.1.3.2	The Mobile-services Switching Centre (MSC) .....	49
6.1.3.2.1	MSC interaction during handover.....	49
6.1.3.2.2	MSC for short message routing .....	49
6.1.3.2.3	MSC for location request routing .....	49
6.1.3.2.4	MSC for LMU Control.....	50
6.1.3.3	The Home Location Register (HLR).....	50
6.1.3.3.1	During call set-up .....	50
6.1.3.3.2	Before location updating completion.....	50
6.1.3.3.3	After location updating completion .....	51
6.1.3.3.4	VLR restoration .....	51
6.1.3.3.5	During Network-Requested PDP Context Activation.....	51
6.1.3.3.6	Before GPRS location updating completion.....	52
6.1.3.3.7	After GPRS location updating completion .....	52
6.1.3.3.8	Query for a Location Request.....	52
6.1.3.4	The Visitor Location Register (VLR).....	52
6.1.3.4.1	Inter-VLR information retrieval .....	52
6.1.3.4.2	HLR request.....	53
6.1.3.5	The Interworking MSC (IWMSC) for Short Message Service .....	53
6.1.3.6	The Equipment Identity Register (EIR).....	53
6.1.3.7	The Shared Inter Working Function (SIWF).....	53
6.1.3.8	The Serving GPRS Support Node (SGSN) .....	53
6.1.3.9	The Gateway GPRS Support Node (GGSN).....	53
6.1.3.10	The Gateway MSC (GMSC) for Short Message Service .....	53
6.1.3.10A	Void .....	54
6.1.3.10A.1	Void.....	54
6.1.3.10A.2	Void.....	54
6.1.3.10B	The Gateway Mobile Location Center (GMLC) .....	54
6.1.3.11	Summary table.....	54
6.2	Use of TC .....	56
7	General on MAP services.....	58
7.1	Terminology and definitions.....	58
7.2	Modelling principles.....	58
7.3	Common MAP services.....	58
7.3.1	MAP-OPEN service.....	59
7.3.2	MAP-CLOSE service.....	63
7.3.3	MAP-DELIMITER service.....	63
7.3.4	MAP-U-ABORT service .....	63
7.3.5	MAP-P-ABORT service .....	64
7.3.6	MAP-NOTICE service .....	65
7.4	Sequencing of services .....	66
7.5	General rules for mapping of services onto TC.....	67
7.5.1	Mapping of common services .....	67

7.5.2	Mapping of user specific services .....	69
7.6	Definition of parameters .....	69
7.6.1	Common parameters .....	71
7.6.1.1	Invoke Id .....	71
7.6.1.2	Linked Id .....	71
7.6.1.3	Provider error .....	71
7.6.1.4	User error .....	72
7.6.2	Numbering and identification parameter .....	75
7.6.2.1	IMSI .....	75
7.6.2.2	TMSI .....	75
7.6.2.3	IMEI .....	75
7.6.2.4	Previous location area Id .....	75
7.6.2.5	Stored location area Id .....	75
7.6.2.6	Current location area Id .....	75
7.6.2.7	Target location area Id .....	75
7.6.2.8	Target cell Id .....	75
7.6.2.9	Void .....	75
7.6.2.10	Originating entity number .....	75
7.6.2.11	MSC number .....	75
7.6.2.12	Target MSC number .....	76
7.6.2.13	HLR number .....	76
7.6.2.14	VLR number .....	76
7.6.2.15	HLR Id .....	76
7.6.2.16	LMSI .....	76
7.6.2.17	MS ISDN .....	76
7.6.2.18	OMC Id .....	76
7.6.2.19	Roaming number .....	76
7.6.2.20	Void .....	76
7.6.2.21	Handover number .....	76
7.6.2.22	Forwarded-to number .....	76
7.6.2.23	Forwarded-to subaddress .....	76
7.6.2.24	Called number .....	76
7.6.2.25	Calling number .....	76
7.6.2.26	Originally dialled number .....	77
7.6.2.27	Service centre address .....	77
7.6.2.28	Zone Code .....	77
7.6.2.29	MSIsdn-Alert .....	77
7.6.2.30	Location Information .....	77
7.6.2.31	GMSC Address .....	77
7.6.2.32	VMSC Address .....	77
7.6.2.33	Group Id .....	77
7.6.2.34	North American Equal Access preferred Carrier Id .....	77
7.6.2.35	SIWFS Number .....	77
7.6.2.36	B-subscriber address .....	77
7.6.2.37	Serving cell Id .....	77
7.6.2.38	SGSN number .....	78
7.6.2.39	SGSN address .....	78
7.6.2.40	GGSN address .....	78
7.6.2.41	GGSN number .....	78
7.6.2.42	APN .....	78
7.6.2.43	Network Node number .....	78
7.6.2.44	PDP-Type .....	78
7.6.2.45	PDP-Address .....	78
7.6.2.46	Additional number .....	78
7.6.2.47	P-TMSI .....	78
7.6.2.48	B-subscriber number .....	78
7.6.2.49	B-subscriber subaddress .....	78
7.6.2.50	LMU Number .....	79
7.6.2.51	MLC Number .....	79
7.6.3	Subscriber management parameters .....	79

7.6.3.1	Category .....	79
7.6.3.2	Equipment status .....	79
7.6.3.3	Extensible Bearer service .....	79
7.6.3.4	Extensible Teleservice .....	79
7.6.3.5	Extensible Basic Service Group .....	79
7.6.3.6	GSM bearer capability .....	79
7.6.3.7	Subscriber Status .....	79
7.6.3.8	CUG Outgoing Access indicator .....	79
7.6.3.9	Operator Determined Barring General Data .....	80
7.6.3.10	ODB HPLMN Specific Data .....	80
7.6.3.11	Regional Subscription Data .....	80
7.6.3.12	Regional Subscription Response .....	80
7.6.3.13	Roaming Restriction Due To Unsupported Feature .....	80
7.6.3.14	Extensible SS-Info .....	81
7.6.3.15	Extensible Forwarding information .....	81
7.6.3.16	Extensible Forwarding feature .....	81
7.6.3.17	Extensible SS-Status .....	81
7.6.3.18	Extensible Forwarding Options .....	81
7.6.3.19	Extensible No reply condition timer .....	81
7.6.3.20	Extensible Call barring information .....	82
7.6.3.21	Extensible Call barring feature .....	82
7.6.3.22	CUG info .....	82
7.6.3.23	CUG subscription .....	82
7.6.3.24	CUG interlock .....	82
7.6.3.25	CUG index .....	82
7.6.3.26	CUG feature .....	82
7.6.3.27	Inter CUG options .....	83
7.6.3.28	Intra CUG restrictions .....	83
7.6.3.29	Extensible SS-Data .....	83
7.6.3.30	Subscriber State .....	83
7.6.3.31	Requested Info .....	83
7.6.3.32	Suppression of Announcement .....	83
7.6.3.33	Suppress T-CSI .....	83
7.6.3.34	GMSC CAMEL Subscription Info .....	83
7.6.3.35	VLR CAMEL Subscription Info .....	84
7.6.3.36	Supported CAMEL Phases .....	84
7.6.3.37	CUG Subscription Flag .....	84
7.6.3.38	CAMEL Subscription Info Withdraw .....	84
7.6.3.39	Voice Group Call Service (VGCS) Data .....	84
7.6.3.40	Voice Broadcast Service (VBS) Data .....	84
7.6.3.41	ISDN bearer capability .....	84
7.6.3.42	Lower layer Compatibility .....	84
7.6.3.43	High Layer Compatibility .....	84
7.6.3.44	Alerting Pattern .....	84
7.6.3.45	GPRS Subscription Data Withdraw .....	84
7.6.3.46	GPRS Subscription Data .....	84
7.6.3.47	QoS-Subscribed .....	84
7.6.3.48	VPLMN address allowed .....	85
7.6.3.49	Roaming Restricted In SGSN Due To Unsupported Feature .....	85
7.6.3.50	Network Access Mode .....	85
7.6.3.51	Mobile Not Reachable Reason .....	85
7.6.3.52	Cancellation Type .....	85
7.6.3.53	All GPRS Data .....	85
7.6.3.54	Complete Data List Included .....	85
7.6.3.55	PDP Context Identifier .....	85
7.6.3.56	LSA Information .....	85
7.6.3.57	SoLSA support indicator .....	85
7.6.3.58	LSA Information Withdraw .....	85
7.6.3.59	LMU Indicator .....	85
7.6.3.60	LCS Information .....	85

7.6.3.61	GMLC List.....	86
7.6.3.62	LCS Privacy Exception List.....	86
7.6.3.63	LCS Privacy Exception Parameters.....	86
7.6.3.64	External Client List.....	86
7.6.3.65	Internal Client List.....	86
7.6.3.66	MO-LR List.....	86
7.6.3.67	Privacy Notification to MS User.....	86
7.6.3.68	GMLC List Withdraw.....	87
7.6.4	Supplementary services parameters.....	87
7.6.4.1	SS-Code.....	87
7.6.4.2	SS-Status.....	87
7.6.4.3	SS-Data.....	88
7.6.4.4	Override Category.....	88
7.6.4.5	CLI Restriction Option.....	88
7.6.4.6	Forwarding Options.....	88
7.6.4.7	No reply condition timer.....	88
7.6.4.8 - 7.6.4.14	Void.....	88
7.6.4.15	Forwarding information.....	88
7.6.4.16	Forwarding feature.....	89
7.6.4.17	Void.....	89
7.6.4.18	Call barring information.....	89
7.6.4.19	Call barring feature.....	89
7.6.4.20	New password.....	89
7.6.4.21	Current password.....	89
7.6.4.22	Guidance information.....	90
7.6.4.23	Void.....	90
7.6.4.24	SS-Info.....	90
7.6.4.25-7.6.4.35	Void.....	90
7.6.4.36	USSD Data Coding Scheme.....	90
7.6.4.37	USSD String.....	90
7.6.4.38	Bearer service.....	90
7.6.4.39	Teleservice.....	90
7.6.4.40	Basic Service Group.....	91
7.6.4.41	eMLPP information.....	91
7.6.4.42	SS-event.....	91
7.6.4.43	SS-event data.....	91
7.6.4.44	LCS Privacy Exceptions.....	91
7.6.4.45	Mobile Originating Location Request (MO-LR).....	91
7.6.5	Call parameters.....	92
7.6.5.1	Call reference number.....	92
7.6.5.2	Interrogation type.....	92
7.6.5.3	OR interrogation.....	92
7.6.5.4	OR capability.....	92
7.6.5.5	Forwarding reason.....	92
7.6.5.6	Forwarding interrogation required.....	92
7.6.5.7	O-CSI.....	92
7.6.5.8	Call Direction.....	92
7.6.5.9	Channel Type.....	92
7.6.5.10	Chosen Channel.....	92
7.6.5.11	CCBS Feature.....	93
7.6.5.12	UU Data.....	93
7.6.5.14	Number Portability Status.....	93
7.6.6	Radio parameters.....	93
7.6.6.1-7.6.6.6	Void.....	93
7.6.6.7	HO-Number Not Required.....	93
7.6.7	Authentication parameters.....	93
7.6.7.1	Authentication set list.....	93
7.6.7.2	Rand.....	93
7.6.7.3	Sres.....	93
7.6.7.4	Kc.....	93

7.6.7.5	Void .....	94
7.6.7.6	Cksn .....	94
7.6.7.7	Ciphering mode .....	94
7.6.8	Short message parameters .....	94
7.6.8.1	SM-RP-DA .....	94
7.6.8.2	SM-RP-OA .....	94
7.6.8.3	MWD status .....	94
7.6.8.4	SM-RP-UI .....	94
7.6.8.5	SM-RP-PRI .....	94
7.6.8.6	SM Delivery Outcome .....	95
7.6.8.7	More Messages To Send .....	95
7.6.8.8	Alert Reason .....	95
7.6.8.9	Absent Subscriber Diagnostic SM .....	95
7.6.8.10	Alert Reason Indicator .....	95
7.6.8.11	Additional SM Delivery Outcome .....	95
7.6.8.12	Additional Absent Subscriber Diagnostic SM .....	95
7.6.8.13	Delivery Outcome Indicator .....	95
7.6.8.14	GPRS Node Indicator .....	95
7.6.8.15	GPRS Support Indicator .....	95
7.6.8.16	SM-RP-MTI .....	95
7.6.8.17	SM-RP-SMEA .....	96
7.6.9	Access and signalling system related parameters .....	96
7.6.9.1	BSS-apdu .....	96
7.6.9.2	CM service type .....	96
7.6.9.3	Access connection status .....	96
7.6.9.4	External Signal Information .....	96
7.6.9.5	Access signalling information .....	96
7.6.9.6	Location update type .....	96
7.6.9.7	Protocol ID .....	97
7.6.9.8	Network signal information .....	97
7.6.9.9	Call Info .....	97
7.6.9.10	Additional signal info .....	98
7.6.10	System operations parameters .....	98
7.6.10.1	Network resources .....	98
7.6.10.2	Trace reference .....	98
7.6.10.3	Trace type .....	98
7.6.11	Location Service Parameters .....	98
7.6.11.1	Age of Location Estimate .....	98
7.6.11.2	Void .....	98
7.6.11.3	Void .....	99
7.6.11.4	LCS Client ID .....	99
7.6.11.5	LCS Event .....	99
7.6.11.6	LCS MLC Data .....	99
7.6.11.7	LCS Priority .....	99
7.6.11.8	LCS QoS .....	99
7.6.11.9	Void .....	99
7.6.11.10	Void .....	99
7.6.11.11	Location Estimate .....	99
7.6.11.12	Location Type .....	99
7.6.11.13	NA-ESRD .....	100
7.6.11.14	NA-ESRK .....	100
7.6.11.15	Void .....	100
7.6.11.16	Privacy Override .....	100
7.6.11.17	Void .....	100
7.6.11.18	Void .....	100
7.6.11.19	Void .....	100
7.7	Representation of a list of a basic parameter in service-primitives .....	100
8	Mobility services .....	100
8.1	Location management services .....	100
8.1.1	MAP_UPDATE_LOCATION_AREA service .....	100



8.1.1.1	Definition .....	100
8.1.1.2	Service primitives.....	101
8.1.1.3	parameter definitions and use.....	101
8.1.2	MAP_UPDATE_LOCATION service .....	102
8.1.2.1	Definition .....	102
8.1.2.2	Service primitives.....	102
8.1.2.3	Parameter definitions and use.....	102
8.1.3	MAP_CANCEL_LOCATION service .....	103
8.1.3.1	Definition .....	103
8.1.3.2	Service primitives.....	104
8.1.3.3	Parameter definitions and use.....	104
8.1.4	MAP_SEND_IDENTIFICATION service .....	104
8.1.4.1	Definition .....	104
8.1.4.2	Service primitives.....	105
8.1.4.3	Parameter definitions and use.....	105
8.1.5	MAP_DETACH_IMSI service.....	105
8.1.5.1	Definition .....	105
8.1.5.2	Service primitives.....	105
8.1.5.3	Parameter definitions and use.....	106
8.1.6	MAP_PURGE_MS service.....	106
8.1.6.1	Definition .....	106
8.1.6.2	Service primitives.....	106
8.1.6.3	Parameter definitions and use.....	106
8.1.7	MAP_UPDATE_GPRS_LOCATION service.....	107
8.1.7.1	Definition .....	107
8.1.7.2	Service primitives.....	107
8.1.7.3	Parameter definitions and use.....	107
8.2	Paging and search.....	108
8.2.1	MAP_PAGE service.....	108
8.2.1.1	Definition .....	108
8.2.1.2	Service primitives.....	109
8.2.1.3	Parameter definitions and use.....	109
8.2.2	MAP_SEARCH_FOR_MS service .....	109
8.2.2.1	Definition .....	109
8.2.2.2	Service primitives.....	110
8.2.2.3	Parameter definitions and use.....	110
8.3	Access management services.....	110
8.3.1	MAP_PROCESS_ACCESS_REQUEST service .....	110
8.3.1.1	Definition .....	110
8.3.1.2	Service primitives.....	111
8.3.1.3	Parameter definitions and use.....	111
8.4	Handover services .....	112
8.4.1	MAP_PREPARE_HANDOVER service.....	112
8.4.1.1	Definition .....	112
8.4.1.2	Service primitives.....	112
8.4.1.3	Parameter use .....	113
8.4.2	MAP_SEND_END_SIGNAL service .....	113
8.4.2.1	Definition .....	113
8.4.2.2	Service primitives.....	113
8.4.2.3	Parameter use .....	114
8.4.3	MAP_PROCESS_ACCESS_SIGNALLING service .....	114
8.4.3.1	Definition .....	114
8.4.3.2	Service primitives.....	114
8.4.3.3	Parameter use .....	114
8.4.4	MAP_FORWARD_ACCESS_SIGNALLING service.....	114
8.4.4.1	Definition .....	114
8.4.4.2	Service primitives.....	115
8.4.4.3	Parameter use .....	115
8.4.5	MAP_PREPARE_SUBSEQUENT_HANDOVER service.....	115
8.4.5.1	Definition .....	115

8.4.5.2	Service primitives.....	115
8.4.5.3	Parameter use .....	115
8.4.6	MAP_ALLOCATE_HANOVER_NUMBER service .....	116
8.4.6.1	Definition .....	116
8.4.6.2	Service primitives.....	116
8.4.6.3	Parameter use .....	116
8.4.7	MAP_SEND_HANOVER_REPORT service.....	116
8.4.7.1	Definition .....	116
8.4.7.2	Service primitives.....	117
8.4.7.3	Parameter use .....	117
8.5	Authentication management services.....	117
8.5.1	MAP_AUTHENTICATE service.....	117
8.5.1.1	Definition .....	117
8.5.1.2	Service primitives.....	117
8.5.1.3	Parameter use .....	118
8.5.2	MAP_SEND_AUTHENTICATION_INFO service.....	118
8.5.2.1	Definition .....	118
8.5.2.2	Service primitives.....	118
8.5.2.3	Parameter use .....	118
8.6	Security management services.....	119
8.6.1	MAP_SET_CIPHERING_MODE service .....	119
8.6.1.1	Definitions.....	119
8.6.1.2	Service primitives.....	119
8.6.1.3	Parameter use .....	119
8.7	International mobile equipment identities management services.....	120
8.7.1	MAP_CHECK_IMEI service .....	120
8.7.1.1	Definition .....	120
8.7.1.2	Service primitives.....	120
8.7.1.3	Parameter use .....	120
8.7.2	MAP_OBTAIN_IMEI service.....	121
8.7.2.1	Definition .....	121
8.7.2.2	Service primitives.....	121
8.7.2.3	Parameter use .....	121
8.8	Subscriber management services.....	121
8.8.1	MAP-INSERT-SUBSCRIBER-DATA service .....	121
8.8.1.1	Definition .....	121
8.8.1.2	Service primitives.....	122
8.8.1.3	Parameter use .....	122
8.8.1.4	Basic service information related to supplementary services .....	130
8.8.2	MAP-DELETE-SUBSCRIBER-DATA service .....	130
8.8.2.1	Definition .....	130
8.8.2.2	Service primitives.....	131
8.8.2.3	Parameter use .....	131
8.9	Identity management services.....	133
8.9.1	MAP-PROVIDE-IMSI service .....	133
8.9.1.1	Definition .....	133
8.9.1.2	Service primitives.....	133
8.9.1.3	Parameter use .....	134
8.9.2	MAP-FORWARD-NEW-TMSI service .....	134
8.9.2.1	Definition .....	134
8.9.2.2	Service primitives.....	134
8.9.2.3	Parameter use .....	134
8.10	Fault recovery services .....	134
8.10.1	MAP_RESET service .....	134
8.10.1.1	Definition .....	134
8.10.1.2	Service primitives.....	134
8.10.1.3	Parameter definition and use .....	135
8.10.2	MAP_FORWARD_CHECK_SS_INDICATION service .....	135
8.10.2.1	Definition .....	135
8.10.2.2	Service primitives.....	135

- 8.10.2.3 Parameter definition and use ..... 135
- 8.10.3 MAP\_RESTORE\_DATA service..... 135
- 8.10.3.1 Definition ..... 135
- 8.10.3.2 Service primitives..... 136
- 8.10.3.3 Parameter definitions and use..... 136
- 8.11 Subscriber Information services ..... 137
- 8.11.1 MAP-ANY-TIME-INTERROGATION service..... 137
- 8.11.1.1 Definition ..... 137
- 8.11.1.2 Service primitives..... 137
- 8.11.1.3 Parameter definition and use ..... 137
- 8.11.2 MAP-PROVIDE-SUBSCRIBER-Info service ..... 137
- 8.11.2.1 Definition ..... 137
- 8.11.2.2 Service primitives..... 138
- 8.11.2.3 Parameter definition and use ..... 138
- 9 Operation and maintenance services ..... 138
- 9.1 Subscriber tracing services ..... 138
- 9.1.1 MAP-ACTIVATE-TRACE-MODE service ..... 138
- 9.1.1.1 Definition ..... 138
- 9.1.1.2 Service primitives..... 139
- 9.1.1.3 Parameter use ..... 139
- 9.1.2 MAP-DEACTIVATE-TRACE-MODE service..... 139
- 9.1.2.1 Definition ..... 139
- 9.1.2.2 Service primitives..... 140
- 9.1.2.3 Parameter use ..... 140
- 9.1.3 MAP-TRACE-SUBSCRIBER-ACTIVITY service..... 140
- 9.1.3.1 Definition ..... 140
- 9.1.3.2 Service primitives..... 140
- 9.1.3.3 Parameter use ..... 141
- 9.2 Other operation and maintenance services ..... 141
- 9.2.1 MAP-SEND-IMSI service ..... 141
- 9.2.1.1 Definition ..... 141
- 9.2.1.2 Service primitives..... 141
- 9.2.1.3 Parameter use ..... 141
- 10 Call handling services ..... 142
- 10.1 MAP\_SEND\_ROUTING\_INFORMATION service ..... 142
- 10.1.1 Definition..... 142
- 10.1.2 Service primitives ..... 142
- 10.1.3 Parameter use..... 143
- 10.2 MAP\_PROVIDE\_ROAMING\_NUMBER service..... 146
- 10.2.1 Definition..... 146
- 10.2.2 Service primitives ..... 147
- 10.2.3 Parameter use..... 147
- 10.3 MAP\_RESUME\_CALL\_HANDLING service..... 149
- 10.3.1 Definition..... 149
- 10.3.2 Service primitives ..... 149
- 10.3.3 Parameter use..... 149
- 10.4 MAP\_PREPARE\_GROUP\_CALL service ..... 150
- 10.4.1 Definition..... 150
- 10.4.2 Service primitives ..... 151
- 10.4.3 Parameter definitions and use ..... 151
- 10.5 MAP\_PROCESS\_GROUP\_CALL\_SIGNALLING service ..... 152
- 10.5.1 Definitions ..... 152
- 10.5.2 Service primitives ..... 152
- 10.5.3 Parameter definitions and use ..... 152
- 10.6 MAP\_FORWARD\_GROUP\_CALL\_SIGNALLING service..... 153
- 10.6.1 Definitions ..... 153
- 10.6.2 Service primitives ..... 153
- 10.6.3 Parameter definitions and use ..... 153
- 10.7 MAP\_SEND\_GROUP\_CALL\_END\_SIGNAL service ..... 154

10.7.1	Definitions .....	154
10.7.2	Service primitives .....	154
10.7.3	Parameter definitions and use .....	154
10.8	MAP_Provide_SIWFS_Number .....	154
10.8.1	Definition .....	154
10.8.2	Service primitive .....	155
10.8.3	Parameter use .....	155
10.9	MAP_SIWFS_Signalling_Modify .....	156
10.9.1	Definition .....	156
10.9.2	Service primitive .....	156
10.9.3	Parameter use .....	156
10.10	MAP_SET_REPORTING_STATE service .....	157
10.10.1	Definition .....	157
10.10.2	Service primitives .....	157
10.10.3	Parameter use .....	157
10.11	MAP_STATUS_REPORT service .....	158
10.11.1	Definition .....	158
10.11.2	Service primitives .....	158
10.11.3	Parameter use .....	158
10.12	MAP_REMOTE_USER_FREE service .....	159
10.12.1	Definition .....	159
10.12.2	Service primitives .....	159
10.12.3	Parameter use .....	159
11	Supplementary services related services .....	160
11.1	MAP_REGISTER_SS service .....	160
11.1.1	Definition .....	160
11.1.2	Service primitives .....	160
11.1.3	Parameter use .....	161
11.2	MAP_ERASE_SS service .....	162
11.2.1	Definition .....	162
11.2.2	Service primitives .....	162
11.2.3	Parameter use .....	162
11.3	MAP_ACTIVATE_SS service .....	163
11.3.1	Definition .....	163
11.3.2	Service primitives .....	163
11.3.3	Parameter use .....	163
11.4	MAP_DEACTIVATE_SS service .....	164
11.4.1	Definitions .....	164
11.4.2	Service primitives .....	165
11.4.3	Parameter use .....	165
11.5	MAP_INTERROGATE_SS service .....	166
11.5.1	Definitions .....	166
11.5.2	Service primitives .....	166
11.5.3	Parameter use .....	166
11.6	MAP_INVOKE_SS service .....	168
11.6.1	Definitions .....	168
11.6.2	Service primitives .....	168
11.6.3	Parameter use .....	168
11.7	MAP_REGISTER_PASSWORD service .....	169
11.7.1	Definitions .....	169
11.7.2	Service primitives .....	169
11.7.3	Parameter use .....	169
11.8	MAP_GET_PASSWORD service .....	170
11.8.1	Definitions .....	170
11.8.2	Service primitives .....	170
11.8.3	Parameter use .....	170
11.9	MAP_PROCESS_UNSTRUCTURED_SS_REQUEST service .....	170
11.9.1	Definitions .....	170
11.9.2	Service primitives .....	171
11.9.3	Parameter use .....	171

11.10	MAP_UNSTRUCTURED_SS_REQUEST service .....	172
11.10.1	Definitions .....	172
11.10.2	Service primitives .....	172
11.10.3	Parameter use.....	172
11.11	MAP_UNSTRUCTURED_SS_NOTIFY service .....	173
11.11.1	Definitions .....	173
11.11.2	Service primitives .....	173
11.11.3	Parameter use.....	173
11.12	MAP_SS_INVOCATION_NOTIFY .....	174
11.12.1	Definition.....	174
11.12.2	Service primitives .....	174
11.12.3	Parameter use.....	174
11.13	MAP_REGISTER_CC_ENTRY service .....	175
11.13.1	Definition.....	175
11.13.2	Service primitives .....	175
11.13.3	Parameter use.....	175
11.14	MAP_ERASE_CC_ENTRY service .....	176
11.14.1	Definition.....	176
11.14.2	Service primitives .....	176
11.14.3	Parameter use.....	177
12	Short message service management services .....	177
12.1	MAP-SEND-ROUTING-INFO-FOR-SM service.....	177
12.1.1	Definition.....	177
12.1.2	Service primitives .....	177
12.1.3	Parameter use.....	178
12.2	MAP-MO-FORWARD-SHORT-MESSAGE service .....	179
12.2.1	Definition.....	179
12.2.2	Service primitives .....	179
12.2.3	Parameter use.....	180
12.3	MAP-REPORT-SM-DELIVERY-STATUS service .....	181
12.3.1	Definition.....	181
12.3.2	Service primitives .....	181
12.3.3	Parameter use.....	181
12.4	MAP-READY-FOR-SM service .....	182
12.4.1	Definition.....	182
12.4.2	Service primitives .....	182
12.4.3	Parameter use.....	183
12.5	MAP-ALERT-SERVICE-CENTRE service .....	183
12.5.1	Definition.....	183
12.5.2	Service primitives .....	184
12.5.3	Parameter use.....	184
12.6	MAP-INFORM-SERVICE-CENTRE service.....	184
12.6.1	Definition.....	184
12.6.2	Service primitives .....	184
12.6.3	Parameter use.....	185
12.7	MAP-SEND-INFO-FOR-MT-SMS service .....	185
12.7.1	Definition.....	185
12.7.2	Service primitives .....	185
12.7.3	Parameter use.....	185
12.8	MAP-SEND-INFO-FOR-MO-SMS service.....	186
12.8.1	Definition.....	186
12.8.2	Service primitives .....	186
12.8.3	Parameter use.....	186
12.9	MAP-MT-FORWARD-SHORT-MESSAGE service.....	187
12.9.1	Definition.....	187
12.9.2	Service primitives .....	187
12.9.3	Parameter use.....	187
13	Network-Requested PDP Context Activation services .....	188
13.1	MAP_SEND_ROUTING_INFO_FOR_GPRS service .....	188

13.1.1	Definition.....	188
13.1.2	Service primitives .....	189
13.1.3	Parameter definition and use.....	189
13.2	MAP_FAILURE_REPORT service .....	190
13.2.1	Definition.....	190
13.2.2	Service primitives .....	190
13.2.3	Parameter definition and use.....	190
13.3	MAP_NOTE_MS_PRESENT_FOR_GPRS service.....	190
13.3.1	Definition.....	190
13.3.2	Service primitives .....	191
13.3.3	Parameter definition and use.....	191
13A	Location Service Management Services .....	191
13A.1	MAP-SEND-ROUTING-INFO-FOR-LCS Service.....	191
13A.1.1	Definition.....	191
13A.1.2	Service Primitives .....	192
13A.1.3	Parameter Use.....	192
13A.2	MAP-PROVIDE-SUBSCRIBER-LOCATION Service.....	193
13A.2.1	Definition.....	193
13A.2.2	Service Primitives .....	193
13A.2.3	Parameter Definition and Use .....	193
13A.3	MAP-SUBSCRIBER-LOCATION-REPORT Service.....	194
13A.3.1	Definition.....	194
13A.3.2	Service Primitives .....	195
13A.3.3	Parameter Definition and Use .....	195
13A.4	Void.....	196
13A.4.1 - 13A.4.3	Void.....	196
13A.5	Void.....	196
13A.5.1 - 13A.5.3	Void.....	196
13A.6	Void.....	196
13A.6.1 - 13A.6.3	Void.....	196
13A.7	Void.....	196
13A.7.1 - 13A.7.3	Void.....	196
13A.8	Void.....	196
13A.8.1 - 13A.8.3	Void.....	197
13A.9	Void.....	197
13A.9.1 - 13A.9.3	Void.....	197
14	General .....	197
14.1	Overview .....	197
14.2	Underlying services .....	197
14.3	Model .....	197
14.4	Conventions.....	197
15	Elements of procedure.....	198
15.1	Dialogue establishment.....	198
15.1.1	Handling of unknown operations .....	198
15.1.2	Receipt of a MAP-OPEN request primitive.....	199
15.1.3	Receipt of a TC-BEGIN indication.....	199
15.1.4	Receipt of a MAP-OPEN response.....	202
15.1.5	Receipt of the first TC-CONTINUE ind.....	202
15.1.6	Receipt of a TC-END ind .....	202
15.1.7	Receipt of a TC-U-ABORT ind.....	202
15.1.8	Receipt of a TC-P-ABORT ind.....	203
15.2	Dialogue continuation .....	203
15.2.1	Sending entity .....	203
15.2.2	Receiving entity .....	203
15.3	Dialogue termination.....	203
15.3.1	Receipt of a MAP-CLOSE request .....	203
15.3.2	Receipt of a TC-END indication.....	203
15.4	User Abort.....	204

15.4.1	MAP-U-ABORT request .....	204
15.4.2	TC-U-ABORT ind .....	204
15.5	Provider Abort.....	204
15.5.1	MAP PM error situation .....	204
15.5.2	TC-P-ABORT ind.....	204
15.5.3	TC-U-ABORT ind .....	204
15.6	Procedures for MAP specific services.....	205
15.6.1	Service invocation.....	205
15.6.2	Service invocation receipt.....	205
15.6.3	Service response .....	206
15.6.4	Receipt of a response .....	206
15.6.4.1	Receipt of a TC-RESULT-NL indication.....	207
15.6.4.2	Receipt of a TC-RESULT-L indication .....	207
15.6.4.3	Receipt of a TC-U-ERROR indication.....	207
15.6.4.4	Receipt of a TC-INVOKE indication.....	208
15.6.4.5	Receipt of a TC-U-REJECT indication.....	208
15.6.4.6	Receipt of a TC-L-REJECT indication .....	208
15.6.4.7	Receipt of a TC-L-CANCEL indication.....	208
15.6.4.8	Receipt of a TC-NOTICE indication.....	209
15.6.5	Other events.....	209
15.6.5.1	Receipt of a TC-U-REJECT.....	209
15.6.5.2	Receipt of a TC-R-REJECT indication .....	209
15.6.5.3	Receipt of a TC-L-REJECT indication .....	209
15.6.6	Parameter checks .....	209
15.6.7	Returning state machines to idle .....	210
15.6.8	Load control.....	210
16	Mapping on to TC services .....	210
16.1	Dialogue control.....	210
16.1.1	Directly mapped parameters .....	210
16.1.2	Use of other parameters of dialogue handling primitives.....	211
16.1.2.1	Dialogue Id.....	211
16.1.2.2	Application-context-name .....	211
16.1.2.3	User information .....	211
16.1.2.4	Component present.....	211
16.1.2.5	Termination.....	211
16.1.2.6	P-Abort-Cause.....	211
16.1.2.7	Quality of service .....	211
16.2	Service specific procedures .....	212
16.2.1	Directly mapped parameters .....	212
16.2.2	Use of other parameters of component handling primitives.....	212
16.2.2.1	Dialogue Id.....	212
16.2.2.2	Class .....	212
16.2.2.3	Linked Id.....	212
16.2.2.4	Operation.....	212
16.2.2.5	Error .....	214
16.2.2.6	Parameters.....	214
16.2.2.7	Time out .....	214
16.2.2.8	Last component .....	214
16.2.2.9	Problem code .....	214
16.2.2.9.1	Mapping to MAP User Error .....	214
16.2.2.9.2	Mapping to MAP Provider Error parameter.....	214
16.2.2.9.3	Mapping to diagnostic parameter .....	215
16.3	SDL descriptions .....	215
17	Abstract syntax of the MAP protocol .....	242
17.1	General .....	242
17.1.1	Encoding rules .....	242
17.1.2	Use of TC.....	242
17.1.2.1	Use of Global Operation and Error codes defined outside MAP .....	243
17.1.3	Use of information elements defined outside MAP .....	243

17.1.4	Compatibility considerations .....	244
17.1.5	Structure of the Abstract Syntax of MAP .....	244
17.1.6	Application Contexts .....	246
17.2	Operation packages .....	247
17.2.1	General aspects .....	247
17.2.2	Packages specifications.....	248
17.2.2.1	Location updating.....	248
17.2.2.2	Location cancellation .....	248
17.2.2.3	Roaming number enquiry .....	248
17.2.2.4	Information retrieval .....	249
17.2.2.5	Inter-VLR information retrieval .....	249
17.2.2.6	IMSI retrieval.....	249
17.2.2.7	Call control transfer.....	249
17.2.2.8 - 17.2.2.9	Void .....	249
17.2.2.10	Interrogation.....	249
17.2.2.11	Void .....	250
17.2.2.12	Handover Control.....	250
17.2.2.13	Subscriber Data management stand alone .....	250
17.2.2.14	Equipment management .....	250
17.2.2.15	Subscriber data management.....	250
17.2.2.16	Location register restart.....	251
17.2.2.17	Tracing stand-alone .....	251
17.2.2.18	Functional SS handling .....	251
17.2.2.19	Tracing .....	251
17.2.2.20	Binding.....	251
17.2.2.21	Unstructured SS handling.....	252
17.2.2.22	MO Short message relay services.....	252
17.2.2.23	Short message gateway services.....	252
17.2.2.24	MT Short message relay services .....	253
17.2.2.25	Void .....	253
17.2.2.26	Message waiting data management .....	253
17.2.2.27	Alerting .....	253
17.2.2.28	Data restoration .....	253
17.2.2.29	Purging .....	254
17.2.2.30	Subscriber information enquiry.....	254
17.2.2.31	Any time information enquiry .....	254
17.2.2.32	Group Call Control.....	254
17.2.2.33	Provide SIWFS number .....	254
17.2.2.34	SIWFS Signalling Modify.....	255
17.2.2.35	Gprs location updating .....	255
17.2.2.36	Gprs Interrogation .....	255
17.2.2.37	Failure reporting.....	255
17.2.2.38	GPRS notifying .....	255
17.2.2.39	Supplementary Service invocation notification.....	256
17.2.2.40	Set Reporting State.....	256
17.2.2.41	Status Report .....	256
17.2.2.42	Remote User Free.....	256
17.2.2.43	Call Completion .....	256
17.2.2.44	Location service gateway services .....	256
17.2.2.45	Location service enquiry .....	257
17.2.2.46	Void .....	257
17.2.2.47	Void .....	257
17.2.2.48	Void .....	257
17.3	Application contexts.....	257
17.3.1	General aspects .....	257
17.3.2	Application context definitions .....	258
17.3.2.1	Void .....	258
17.3.2.2	Location Updating.....	258
17.3.2.3	Location Cancellation .....	258
17.3.2.4	Roaming number enquiry.....	259



17.3.2.5	Void .....	259
17.3.2.6	Location Information Retrieval .....	259
17.3.2.7	Call control transfer.....	259
17.3.2.8 - 17.3.2.10	Void .....	259
17.3.2.11	Location registers restart .....	259
17.3.2.12	Handover control.....	260
17.3.2.13	IMSI Retrieval.....	260
17.3.2.14	Equipment Management.....	260
17.3.2.15	Information retrieval .....	260
17.3.2.16	Inter-VLR information retrieval .....	261
17.3.2.17	Stand Alone Subscriber Data Management.....	261
17.3.2.18	Tracing .....	261
17.3.2.19	Network functional SS handling.....	261
17.3.2.20	Network unstructured SS handling.....	262
17.3.2.21	Short Message Gateway .....	262
17.3.2.22	Mobile originating Short Message Relay .....	262
17.3.2.23	Void .....	263
17.3.2.24	Short message alert.....	263
17.3.2.25	Short message waiting data management .....	263
17.3.2.26	Mobile terminating Short Message Relay .....	263
17.3.2.27	MS purging .....	264
17.3.2.28	Subscriber information enquiry.....	264
17.3.2.29	Any time information enquiry .....	264
17.3.2.30	Group Call Control.....	264
17.3.2.31	Provide SIWFS Number .....	264
17.3.2.32	Gprs Location Updating .....	265
17.3.2.33	Gprs Location Information Retrieval .....	265
17.3.2.34	Failure Reporting .....	265
17.3.2.35	GPRS Notifying .....	265
17.3.2.36	Supplementary Service invocation notification.....	265
17.3.2.37	Reporting.....	266
17.3.2.38	Call Completion .....	266
17.3.2.39	Location Service Gateway.....	266
17.3.2.40	Location Service Enquiry.....	266
17.3.2.41	Void .....	266
17.3.2.42	Void .....	266
17.3.2.43	Void .....	266
17.3.3	ASN.1 Module for application-context-names .....	266
17.4	MAP Dialogue Information.....	269
17.5	MAP operation and error codes.....	271
17.6	MAP operation and error types .....	276
17.6.1	Mobile Service Operations .....	276
17.6.2	Operation and Maintenance Operations.....	281
17.6.3	Call Handling Operations .....	282
17.6.4	Supplementary service operations.....	285
17.6.5	Short message service operations .....	289
17.6.6	Errors .....	291
17.6.7	Group Call operations.....	296
17.6.8	Location service operations .....	297
17.7	MAP constants and data types.....	299
17.7.1	Mobile Service data types.....	299
17.7.2	Operation and maintenance data types.....	313
17.7.3	Call handling data types.....	314
17.7.4	Supplementary service data types .....	320
17.7.5	Supplementary service codes.....	324
17.7.6	Short message data types .....	327
17.7.7	Error data types.....	330
17.7.8	Common data types.....	334
17.7.9	Teleservice Codes.....	340
17.7.10	Bearer Service Codes.....	341

17.7.11	Extension data types .....	343
17.7.12	Group Call data types .....	344
17.7.13	Location service data types .....	346
18	General on MAP user procedures .....	350
18.1	Introduction .....	350
18.2	Common aspects of user procedure descriptions .....	350
18.2.1	General conventions .....	350
18.2.2	Naming conventions .....	350
18.2.3	Convention on primitives parameters .....	352
18.2.3.1	Open service .....	352
18.2.3.2	Close service .....	352
18.2.4	Version handling at dialogue establishment .....	353
18.2.4.1	Behaviour at the initiating side .....	353
18.2.4.2	Behaviour at the responding side .....	353
18.2.5	Abort Handling .....	353
18.2.6	SDL conventions .....	353
18.3	Interaction between MAP Provider and MAP Users .....	354
19	Mobility procedures .....	354
19.1	Location management Procedures .....	354
19.1.1	Location updating .....	360
19.1.1.1	General .....	360
19.1.1.2	Detailed procedure in the MSC .....	367
19.1.1.3	Detailed procedure in the VLR .....	371
19.1.1.4	Detailed procedure in the HLR .....	390
19.1.1.5	Send Identification .....	396
19.1.1.5.1	General .....	396
19.1.1.5.2	Detailed procedure in the VLR .....	396
19.1.1.5.3	Detailed procedure in the PVLR .....	396
19.1.1.6	The Process Update Location VLR .....	398
19.1.1.7	The Process Subscriber Present HLR .....	400
19.1.1.8	Detailed procedure in the SGSN .....	402
19.1.2	Location Cancellation .....	405
19.1.2.1	General .....	405
19.1.2.2	Detailed procedure in the HLR .....	406
19.1.2.3	Detailed procedure in the VLR .....	406
19.1.2.4	Detailed procedure in the SGSN .....	410
19.1.3	Detach IMSI .....	413
19.1.3.1	General .....	413
19.1.3.2	Detailed procedure in the MSC .....	413
19.1.3.3	Detailed procedure in the VLR .....	413
19.1.4	Purge MS .....	416
19.1.4.1	General .....	416
19.1.4.2	Detailed procedure in the VLR .....	416
19.1.4.3	Detailed procedure in the HLR .....	417
19.1.4.4	Detailed procedure in the SGSN .....	417
19.2	Handover procedure .....	422
19.2.1	General .....	422
19.2.2	Handover procedure in MSC-A .....	425
19.2.2.1	Basic handover .....	425
19.2.2.2	Handling of access signalling .....	425
19.2.2.3	Other procedures in stable handover situation .....	425
19.2.2.4	Subsequent handover .....	425
19.2.2.5	SDL Diagrams .....	426
19.2.3	Handover procedure in MSC-B .....	439
19.2.3.1	Basic handover .....	439
19.2.3.2	Allocation of handover number .....	439
19.2.3.3	Handling of access signalling .....	439
19.2.3.4	Other procedures in stable handover situation .....	439
19.2.3.5	Subsequent handover .....	439

19.2.3.6	SDL Diagrams.....	439
19.2.4	Handover error handling macro .....	452
19.2.5	Handover procedure in VLR.....	454
19.2.5.1	Allocation of handover number.....	454
19.2.5.2	SDL Diagrams.....	454
19.3	Fault recovery procedures .....	457
19.3.1	VLR fault recovery procedures.....	457
19.3.2	HLR fault recovery procedures.....	459
19.3.3	VLR restoration: the restore data procedure in the HLR .....	467
19.4	Macro Insert_Sub_Data_Framed_HLR .....	469
20	Operation and maintenance procedures .....	473
20.1	General .....	473
20.1.1	Tracing Co-ordinator for the VLR.....	473
20.1.2	Subscriber Data Management Co-ordinator for the VLR .....	475
20.1.3	Tracing Co-ordinator for the SGSN.....	477
20.1.4	Subscriber Data Management Co-ordinator for the SGSN .....	479
20.2	Tracing procedures .....	481
20.2.1	Procedures in the HLR.....	483
20.2.1.1	Subscriber tracing activation procedure .....	483
20.2.1.2	Subscriber tracing deactivation procedure .....	489
20.2.2	Procedures in the VLR.....	494
20.2.2.1	Subscriber tracing activation procedure .....	494
20.2.2.2	Subscriber tracing deactivation procedure .....	496
20.2.2.3	Subscriber tracing procedure.....	498
20.2.3	Procedures in the MSC .....	498
20.2.3.1	Subscriber tracing procedure.....	498
20.2.4	Procedures in the SGSN .....	498
20.2.4.1	Subscriber tracing activation procedure .....	498
20.2.4.2	Subscriber tracing deactivation procedure in SGSN .....	498
20.3	Subscriber data management procedures.....	501
20.3.1	Procedures in the HLR.....	502
20.3.1.1	Subscriber deletion procedure.....	502
20.3.1.2	Subscriber data modification procedure.....	504
20.3.2	Procedures in the VLR.....	509
20.3.2.1	Subscriber deletion procedure.....	509
20.3.2.2	Subscriber data modification procedure.....	509
20.3.3	Procedures in the SGSN .....	512
20.3.3.1	Subscriber deletion procedure.....	512
20.3.3.2	Subscriber data modification procedure.....	512
20.4	Subscriber Identity procedure.....	515
20.4.1	Subscriber identity procedure in the HLR .....	515
20.4.2	Subscriber identity procedure in the VLR .....	517
21	Call handling procedures .....	519
21.1	General .....	519
21.2	Retrieval of routing information .....	520
21.2.1	General.....	520
21.2.2	Process in the GMSC.....	521
21.2.3	Procedures in the HLR.....	525
21.2.4	Process in the VLR to provide a roaming number .....	531
21.2.5	Process in the VLR to restore subscriber data .....	533
21.2.6	Process in the VLR to provide subscriber information .....	535
21.2.7	Process in the HLR for Any Time Interrogation.....	537
21.2.7.1	Process in the gsmSCF.....	537
21.2.3	Process in the HLR .....	537
21.3	Transfer of call handling .....	541
21.3.1	General.....	541
21.3.2	Process in the VMSC.....	541
21.3.3	Process in the GMSC.....	544
21.4	Inter MSC Group Call Procedures .....	545

21.4.1	General.....	545
21.4.2	Process in the Anchor MSC.....	546
21.4.3	Process in the Relay MSC.....	552
21.5	Allocation and modifications of resources in an SIWFS.....	557
21.5.1	General.....	557
21.5.2	Process in the VMSC.....	560
21.5.2.1	Allocation of SIWFS resources.....	560
21.5.2.2	Modification of SIWFS resources initiated by the user.....	561
21.5.2.3	Modification of SIWFS resources initiated by the SIWFS.....	562
21.5.3	Process in the SIWFS.....	569
21.5.3.1	Procedures for allocation of SIWFS resources.....	569
21.5.3.2	Process for modification of SIWFS resources initiated by the user.....	570
21.5.3.3	Process for modification of SIWFS resources initiated by the SIWFS.....	570
21.6	Setting of Reporting State.....	576
21.6.1	General.....	576
21.6.2	Process in the HLR for Set Reporting State stand-alone.....	576
21.6.3	Reporting co-ordinator process in the VLR.....	579
21.6.4	Process in the VLR to set the reporting state.....	581
21.7	Status Reporting.....	584
21.7.1	General.....	584
21.7.2	Process in the VLR for Status Reporting.....	585
21.7.3	Process in the HLR for Status Reporting.....	588
21.8	Remote User Free.....	593
21.8.1	General.....	593
21.8.2	Process in the HLR for Remote User Free.....	593
21.8.3	Process in the VLR for Remote User Free.....	596
22	Supplementary services procedures.....	599
22.1	Functional supplementary service processes.....	599
22.1.1	Functional supplementary service process co-ordinator for MSC.....	599
22.1.2	Functional supplementary service process co-ordinator for VLR.....	601
22.1.3	Functional supplementary service process co-ordinator for HLR.....	604
22.1.4	Call completion supplementary service process co-ordinator for HLR.....	607
22.2	Registration procedure.....	609
22.2.1	General.....	609
22.2.2	Procedures in the MSC.....	610
22.2.3	Procedures in the VLR.....	612
22.2.4	Procedures in the HLR.....	615
22.3	Erasure procedure.....	618
22.3.1	General.....	618
22.3.2	Procedures in the MSC.....	618
22.3.3	Procedures in the VLR.....	619
22.3.4	Procedures in the HLR.....	619
22.4	Activation procedure.....	619
22.4.1	General.....	619
22.4.2	Procedures in the MSC.....	620
22.4.3	Procedures in the VLR.....	622
22.4.4	Procedures in the HLR.....	625
22.5	Deactivation procedure.....	628
22.5.1	General.....	628
22.5.2	Procedures in the MSC.....	629
22.5.3	Procedures in the VLR.....	629
22.5.4	Procedures in the HLR.....	629
22.6	Interrogation procedure.....	629
22.6.1	General.....	629
22.6.2	Procedures in the MSC.....	630
22.6.3	Procedures in the VLR.....	630
22.6.4	Procedures in the HLR.....	635
22.7	Invocation procedure.....	637
22.7.1	General.....	637
22.7.2	Procedures in the MSC.....	637

- 22.7.3 Procedures in the VLR.....641
- 22.8 Password registration procedure.....643
  - 22.8.1 General.....643
  - 22.8.2 Procedures in the MSC.....644
  - 22.8.3 Procedures in the VLR.....644
  - 22.8.4 Procedures in the HLR.....644
- 22.9 Mobile Initiated USSD procedure.....647
  - 22.9.1 General.....647
  - 22.9.2 Procedures in the MSC.....647
  - 22.9.3 Procedures in the VLR.....651
  - 22.9.4 Procedures in the HLR.....656
- 22.10 Network initiated USSD procedure.....661
  - 22.10.1 General.....661
  - 22.10.2 Procedure in the MSC.....661
  - 22.10.3 Procedure in the VLR.....666
  - 22.10.4 Procedure in the HLR.....673
- 22.11 Common macros for clause 22.....679
  - 22.11.1 SS Password handling macros.....680
  - 22.11.2 SS Error handling macros.....683
- 22.12 Supplementary Service Invocation Notification procedure.....689
  - 22.12.1 General.....689
  - 22.12.2 Procedures in the MSC.....689
  - 22.12.3 Procedures in the gsmSCF.....691
- 22.13 Activation of a CCBS request.....693
  - 22.13.1 General.....693
  - 22.13.2 Procedure in the VLR.....693
  - 22.13.3 Procedure in the HLR.....696
- 22.14 Deactivation of a CCBS request.....698
  - 22.14.1 General.....698
  - 22.14.2 Procedure in the VLR.....698
  - 22.14.3 Procedure in the HLR.....701
- 23 Short message service procedures.....703
  - 23.1 General.....703
    - 23.1.1 Mobile originated short message service Co-ordinator for the MSC.....703
    - 23.1.2 Short message Gateway Co-ordinator for the HLR.....705
    - 23.1.3 Mobile originated short message service Co-ordinator for the SGSN.....707
  - 23.2 The mobile originated short message transfer procedure.....709
    - 23.2.1 Procedure in the servicing MSC.....710
    - 23.2.2 Procedure in the VLR.....714
    - 23.2.3 Procedure in the interworking MSC.....716
    - 23.2.4 Procedure in the servicing SGSN.....718
  - 23.3 The mobile terminated short message transfer procedure.....722
    - 23.3.1 Procedure in the Servicing MSC.....724
    - 23.3.2 Procedures in the VLR.....733
    - 23.3.3 Procedures in the HLR.....737
    - 23.3.4 Procedures in the gateway MSC.....746
    - 23.3.5 Procedure in the Servicing SGSN.....756
  - 23.4 The Short Message Alert procedure.....764
    - 23.4.1 Procedures in the Servicing MSC.....766
    - 23.4.2 Procedures in the VLR.....768
      - 23.4.2.1 The Mobile Subscriber is present.....768
      - 23.4.2.2 The Mobile Equipment has memory available.....768
    - 23.4.3 Procedures in the HLR.....770
    - 23.4.4 Procedures in the Interworking MSC.....773
    - 23.4.5 Procedures in the Servicing SGSN.....775
      - 23.4.5.1 The Mobile Subscriber is present.....775
      - 23.4.5.2 The Mobile Equipment has memory available.....775
  - 23.5 The SM delivery status report procedure.....777
    - 23.5.1 Procedures in the HLR.....777
    - 23.5.2 Procedures in the gateway MSC.....779

- 23.6 Common procedures for the short message clause .....781
- 23.6.1 The macro Report\_SM\_Delivery\_Stat\_HLR.....781
- 24 GPRS process description.....783
- 24.1 General .....783
- 24.1.1 Process in the HLR for Send Routing Information for GPRS.....783
- 24.1.2 Process in the GGSN for Send Routing Information for GPRS.....785
- 24.2.1 Process in the HLR for Failure Report.....787
- 24.2.2 Process in the GGSN for Failure Report.....789
- 24.3.1 Process in the GGSN for Note Ms Present For Gprs.....791
- 24.3.2 Process in the HLR for Note Ms Present For Gprs.....793
- 25 General macro description .....795
- 25.1 MAP open macros .....795
- 25.1.1 Macro Receive\_Open\_Ind.....795
- 25.1.2 Macro Receive\_Open\_Cnf.....796
- 25.2 Macros to check the content of indication and confirmation primitives.....800
- 25.2.1 Macro Check\_Indication.....800
- 25.2.2 Macro Check\_Confirmation .....800
- 25.3 The page and search macros.....803
- 25.3.1 Macro PAGE\_MSC.....803
- 25.3.2 Macro Search\_For\_MS\_MSC.....804
- 25.4 Macros for handling an Access Request.....807
- 25.4.1 Macro Process\_Access\_Request\_MSC.....807
- 25.4.2 Macro Process\_Access\_Request\_VLR.....812
- 25.4.3 Macro Identification Procedure .....814
- 25.5 Authentication macros and processes.....819
- 25.5.1 Macro Authenticate\_MSC.....819
- 25.5.2 Macro Authenticate\_VLR.....819
- 25.5.3 Process Obtain\_Authentication\_Sets\_VLR.....819
- 25.5.4 Macro Obtain\_Authent\_Para\_VLR.....820
- 25.5.5 Process Obtain\_Auth\_Sets\_HLR.....820
- 25.5.6 Process Obtain\_Authent\_Para\_SGSN.....827
- 25.6 IMEI Handling Macros .....830
- 25.6.1 Macro Check\_IMEI\_MSC.....830
- 25.6.2 Macro Check\_IMEI\_VLR.....830
- 25.6.3 Process Check\_IMEI\_EIR.....831
- 25.6.4 Macro Obtain\_IMEI\_MSC.....831
- 25.6.5 Macro Obtain\_IMEI\_VLR.....831
- 25.6.6 Process Check\_IMEI\_SGSN.....839
- 25.7 Insert Subscriber Data Macros .....842
- 25.7.1 Macro Insert\_Subscriber\_Data\_VLR.....842
- 25.7.2 Process Insert\_Subscriber\_Data\_Stand\_Alone\_HLR.....844
- 25.7.3 Macro Wait\_for\_Insert\_Subscriber\_Data\_Cnf.....850
- 25.7.4 Process Send\_Insert\_Subscriber\_Data.....852
- 25.7.5 Macro Insert\_Subscriber\_Data\_SGSN.....854
- 25.7.6 Macro Wait\_for\_Insert\_GPRS\_Subscriber\_Data\_Cnf.....856
- 25.8 Request IMSI Macros.....858
- 25.8.1 Macro Obtain\_IMSI\_MSC.....858
- 25.8.2 Macro Obtain\_IMSI\_VLR.....860
- 25.9 Tracing macros .....862
- 25.9.1 Macro Trace\_Subscriber\_Activity\_MSC.....862
- 25.9.2 Macro Trace\_Subscriber\_Activity\_VLR.....864
- 25.9.3 Macro Activate\_Tracing\_VLR.....866
- 25.9.4 Macro Control\_Tracing\_HLR.....868
- 25.9.5 Macro Trace\_Subscriber\_Activity\_SGSN.....871
- 25.9.6 Macro Activate\_Tracing\_SGSN.....873
- 25.10 Short Message Alert procedures.....875
- 25.10.1 Subscriber\_Present\_VLR process.....875
- 25.10.2 Macro Alert\_Service\_Centre\_HLR.....877
- 25.10.3 The Mobile Subscriber is present .....880

**Annex A (informative): Cross-reference for abstract syntaxes of MAP .....882**

**Annex B (informative): Fully expanded ASN.1 sources for abstract syntaxes of MAP .....1049**

B.1 Fully Expanded ASN.1 Source of MAP-Protocol/TCAPMessages ..... 1049

B.2 Fully Expanded ASN.1 Source of MAP-DialogueInformation ..... 1107

**Annex C (informative): Formal protocol incompatibilities between versions 1 and 2 of MAP..1111**

C.1 Introduction ..... 1111

C.2 Deletion of operations and errors ..... 1111

C.2.1 Deletion of operation DeregisterMobileSubscriber ..... 1111

C.2.2 Deletion of operation RegisterChargingInfo ..... 1111

C.2.3 Deletion of operation ForwardSS-Notification..... 1111

C.2.4 Deletion of operations used only on the B-interface..... 1111

C.2.5 Deletion of error InsufficientBearerCapabilities ..... 1111

C.3 Deletion of errors for operations ..... 1112

C.3.1 Error NegativePW-Check for operation RegisterSS..... 1112

C.3.2 Error NegativePW-Check for operation EraseSS ..... 1112

C.3.3 Error NegativePW-Check for operation InterrogateSS ..... 1112

C.3.4 Error CUG-Reject for operation SendRoutingInfoForSM ..... 1112

C.4 Changes to definitions of data types ..... 1112

C.4.1 CUG-Feature ..... 1112

C.4.2 CUG-FeatureList ..... 1112

C.4.3 CUG-Info ..... 1112

C.4.4 CUG-RejectCause ..... 1112

C.4.5 IMSI ..... 1113

C.4.6 ISDN-AddressString..... 1113

C.4.7 Password..... 1113

C.4.8 RequestParameter ..... 1113

C.4.9 RequestParameterList..... 1113

C.4.10 SentParameter..... 1113

C.4.11 SentParameterList..... 1113

C.4.12 SS-Data..... 1113

C.4.13 SS-Info ..... 1113

C.4.14 SS-InfoList ..... 1114

C.4.15 SS-SubscriptionOption ..... 1114

C.4.16 SubscriberData ..... 1114

C.5 Changes to parameters of errors..... 1114

C.5.1 CUG-Reject..... 1114

C.5.2 SS-SubscriptionViolation..... 1114

C.6 Changes to parameters of operations ..... 1115

C.6.1 InsertSubscriberData ..... 1115

C.6.2 RegisterSS ..... 1115

C.6.3 SendParameters ..... 1115

C.6.4 SendRoutingInfoForSM ..... 1115

C.7 Changes to results of operations ..... 1115

C.7.1 ActivateSS ..... 1115

C.7.2 DeactivateSS ..... 1116

C.7.3 EraseSS ..... 1116

C.7.4 GetPassword..... 1116

C.7.5 InterrogateSS..... 1116

C.7.6 RegisterSS ..... 1116

C.7.7 SendParameters ..... 1117

C.7.8 SendRoutingInfoForSM ..... 1117

C.8 Changes to errors of operations .....1117

C.8.1 ActivateSS .....1117

C.8.2 DeactivateSS .....1117

C.8.3 EraseSS .....1117

C.8.4 RegisterSS .....1118

C.8.5 SendRoutingInfo.....1118

**Annex D (informative): Clause mapping table .....1119**

D.1 Mapping of Clause numbers .....1119

**Annex E (informative): Change History .....1120**

History .....1124



---

## Intellectual Property Rights

IPRs essential or potentially essential to the present document may have been declared to ETSI. The information pertaining to these essential IPRs, if any, is publicly available for **ETSI members and non-members**, and can be found in ETSI SR 000 314: "*Intellectual Property Rights (IPRs); Essential, or potentially Essential, IPRs notified to ETSI in respect of ETSI standards*", which is available from the ETSI Secretariat. Latest updates are available on the ETSI Web server (<http://www.etsi.org/ipr>).

Pursuant to the ETSI IPR Policy, no investigation, including IPR searches, has been carried out by ETSI. No guarantee can be given as to the existence of other IPRs not referenced in ETSI SR 000 314 (or the updates on the ETSI Web server) which are, or may be, or may become, essential to the present document.

---

## Foreword

This Technical Specification (TS) has been produced by ETSI Technical Committee Special Mobile Group (SMG).

The present document specifies the Mobile Application Part (MAP), the requirements for the signalling system and procedures within the Digital cellular telecommunications system (Phase 2/Phase2+) at application level. The contents of the present document are subject to continuing work within SMG and may change following formal SMG approval. Should SMG modify the contents of the present document, it will be republished by ETSI with an identifying change of release date and an increase in version number as follows:

Version 7.x.y

where:

- 7 GSM Phase 2+ Release 1998
- x the second digit is incremented for changes of substance, i.e. technical enhancements, corrections, updates, etc.
- y the third digit is incremented when editorial only changes have been incorporated in the specification.

---

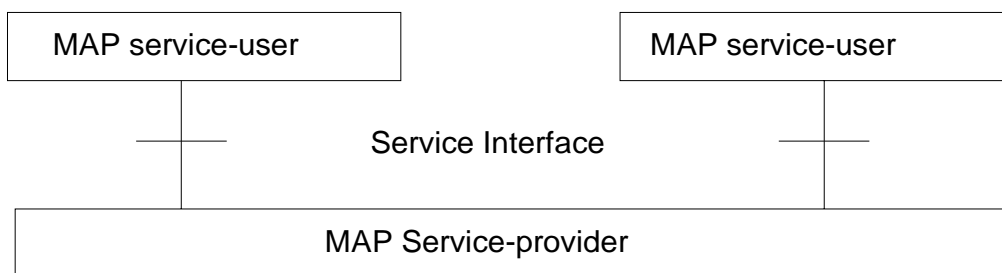
# 1 Scope

It is necessary to transfer between entities of a Public Land Mobile Network (PLMN) information specific to the PLMN in order to deal with the specific behaviour of roaming Mobile Stations (MS)s. The Signalling System No. 7 specified by CCITT is used to transfer this information.

This Technical Specification (TS) describes the requirements for the signalling system and the procedures needed at the application level in order to fulfil these signalling needs.

Clauses 1 to 6 are related to general aspects such as terminology, mobile network configuration and other protocols required by MAP.

MAP consists of a set of MAP services which are provided to MAP service-users by a MAP service-provider.



**Figure 1.1/1: Modelling principles**

Clauses 7 to 12 of the present document describe the MAP services.

Clauses 14 to 17 define the MAP protocol specification and the behaviour of service provider (protocol elements to be used to provide MAP services, mapping on to TC service primitives, abstract syntaxes, etc.).

Clauses 18 to 25 describe the MAP user procedures which make use of MAP services.

---

# 2 References

The following documents contain provisions which, through reference in this text, constitute provisions of the present document.

- References are either specific (identified by date of publication, edition number, version number, etc.) or non-specific.
- For a specific reference, subsequent revisions do not apply.
- For a non-specific reference, the latest version applies.
- A non-specific reference to an ETS shall also be taken to refer to later versions published as an EN with the same number.
- For this Release 1998 document, references to GSM documents are for Release 1998 versions (version 7.x.y).

- [1] GSM 01.04: "Digital cellular telecommunications system (Phase 2+); Abbreviations and acronyms".
- [2] GSM 02.01: "Digital cellular telecommunications system (Phase 2+); Principles of telecommunication services supported by a GSM Public Land Mobile Network (PLMN)".
- [3] GSM 02.02: "Digital cellular telecommunications system (Phase 2+); Bearer Services (BS) Supported by a GSM Public Land Mobile Network (PLMN)".

- [4] GSM 02.03: "Digital cellular telecommunications system (Phase 2+); Teleservices Supported by a GSM Public Land Mobile Network (PLMN)".
- [5] GSM 02.04: "Digital cellular telecommunications system (Phase 2+); General on supplementary services".
- [6] GSM 02.09: "Digital cellular telecommunications system (Phase 2+); Security aspects".
- [7] GSM 02.16: "Digital cellular telecommunications system (Phase 2+); International Mobile station Equipment Identities (IMEI)".
- [8] GSM 02.41: "Digital cellular telecommunications system (Phase 2+); Operator determined barring".
- [9] GSM 02.81: "Digital cellular telecommunications system (Phase 2+); Line identification supplementary services - Stage 1".
- [10] GSM 02.82: "Digital cellular telecommunications system (Phase 2+); Call Forwarding (CF) supplementary services - Stage 1".
- [11] GSM 02.83 : "Digital cellular telecommunications system (Phase 2+); Call Waiting (CW) and Call Hold (HOLD) supplementary services - Stage 1".
- [12] GSM 02.84: "Digital cellular telecommunications system (Phase 2+); Multi Party (MPTY) supplementary services - Stage 1".
- [13] GSM 02.85: "Digital cellular telecommunications system (Phase 2+); Closed User Group (CUG) supplementary services - Stage 1".
- [14] GSM 02.86: "Digital cellular telecommunications system (Phase 2+); Advice of charge (AoC) supplementary services - Stage 1".
- [15] GSM 02.88: "Digital cellular telecommunications system (Phase 2+); Call Barring (CB) supplementary services - Stage 1".
- [16] GSM 02.90: "Digital cellular telecommunication system (Phase 2+); Unstructured supplementary services operation - Stage 1".
- [17] GSM 03.03: "Digital cellular telecommunications system (Phase 2+); Numbering, addressing and identification".
- [18] GSM 03.04: "Digital cellular telecommunications system (Phase 2+); Signalling requirements relating to routing of calls to mobile subscribers".
- [19] GSM 03.07: "Digital cellular telecommunications system (Phase 2+); Restoration procedures".
- [20] GSM 03.08: "Digital cellular telecommunications system (Phase 2+); Organisation of subscriber data".
- [21] GSM 03.09: "Digital cellular telecommunications system (Phase 2+; Handover procedures".
- [22] GSM 03.11: "Digital cellular telecommunications system (Phase 2+); Technical realization of supplementary services".

- [23] GSM 03.12: "Digital cellular telecommunications system (Phase 2+); Location registration procedures".
- [24] GSM 03.20: "Digital cellular telecommunications system (Phase 2+); Security related network functions".
- [25] GSM 03.38: "Digital cellular telecommunications system (Phase 2+); Alphabets and language specific information for GSM".
- [26] GSM 03.40: "Digital cellular telecommunications system (Phase 2+); Technical realization of the Short Message Service (SMS) Point to Point (PP)".
- [26a] GSM 03.71: "Digital cellular telecommunications system (Phase 2+); Location Services (LCS); Functional Description; Stage 2".
- [27] GSM 03.81: "Digital cellular telecommunications system (Phase 2+); Line identification supplementary services - Stage 2".
- [28] GSM 03.82: "Digital cellular telecommunications system (Phase 2+); Call Forwarding (CF) supplementary services - Stage 2".
- [29] GSM 03.83: "Digital cellular telecommunications system (Phase 2+); Call Waiting (CW) and Call Hold (HOLD) supplementary services - Stage 2".
- [30] GSM 03.84: "Digital cellular telecommunications system (Phase 2+); Multi Party (MPTY) supplementary services - Stage 2".
- [31] GSM 03.85: "Digital cellular telecommunications system (Phase 2+); Closed User Group (CUG) supplementary services - Stage 2".
- [32] GSM 03.86: "Digital cellular telecommunications system (Phase 2+); Advice of Charge (AoC) supplementary services - Stage 2".
- [33] GSM 03.88: "Digital cellular telecommunications system (Phase 2+); Call Barring (CB) supplementary services - Stage 2".
- [34] GSM 03.90: "Digital cellular telecommunications system (Phase 2+); Unstructured supplementary services operation - Stage 2".
- [35] GSM 04.08: "Digital cellular telecommunications system (Phase 2+); Mobile radio interface layer 3 specification".
- [36] GSM 04.10: "Digital cellular telecommunications system (Phase 2+); Mobile radio interface layer 3 Supplementary services specification General aspects".
- [37] GSM 04.11: "Digital cellular telecommunications system (Phase 2+); Point-to-Point (PP) Short Message Service (SMS) support on mobile radio interface".
- [37a] GSM 04.71: "Digital cellular telecommunications system (Phase 2+); Mobile radio interface layer 3 location services specification".
- [38] GSM 04.80: "Digital cellular telecommunications system (Phase 2+); Mobile radio interface layer 3 supplementary services specification Formats and coding".

- [39] GSM 04.81: "Digital cellular telecommunications system (Phase 2+); Line identification supplementary services - Stage 3".
- [40] GSM 04.82: "Digital cellular telecommunications system (Phase 2+); Call Forwarding (CF) supplementary services - Stage 3".
- [41] GSM 04.83: "Digital cellular telecommunications system (Phase 2+); Call Waiting (CW) and Call Hold (HOLD) supplementary services - Stage 3".
- [42] GSM 04.84: "Digital cellular telecommunications system (Phase 2+); Multi Party (MPTY) supplementary services - Stage 3".
- [43] GSM 04.85: "Digital cellular telecommunications system (Phase 2+); Closed User Group (CUG) supplementary services - Stage 3".
- [44] GSM 04.86: "Digital cellular telecommunications system (Phase 2+); Advice of Charge (AoC) supplementary services - Stage 3".
- [45] GSM 04.88: "Digital cellular telecommunications system (Phase 2+); Call Barring (CB) supplementary services - Stage 3".
- [46] GSM 04.90: "Digital cellular telecommunications system (Phase 2+); Unstructured supplementary services operation - Stage 3".
- [47] GSM 08.02: "Digital cellular telecommunications system (Phase 2+); Base Station System - Mobile-services Switching Centre (BSS - MSC) interface Interface principles".
- [48] GSM 08.06: "Digital cellular telecommunications system (Phase 2+); Signalling transport mechanism specification for the Base Station System - Mobile-services Switching Centre (BSS - MSC) interface".
- [49] GSM 08.08: "Digital cellular telecommunications system (Phase 2+); Mobile Switching Centre - Base Station System (MSC - BSS) interface Layer 3 specification".
- [49a] GSM 08.31: "Digital cellular telecommunications system (Phase 2+); Location Services (LCS); Serving Mobile Location Center (SMLC) – Serving Mobile Location Center (SMLC); SMLC Peer Protocol (SMLCPP)."
- [49b] GSM 08.71: "Digital cellular telecommunications system (Phase 2+); Location Services (LCS); Serving Mobile Location Centre - Base Station System (SMLC - BSS) interface Layer 3 specification".
- [50] GSM 09.01: "Digital cellular telecommunications system (Phase 2+); General network interworking scenarios".
- [51] GSM 09.02: "Digital cellular telecommunications system (Phase 1); Mobile Application Part (MAP) specification".
- [52] GSM 09.03: "Digital cellular telecommunications system (Phase 2+); Signalling requirements on interworking between the Integrated Services Digital Network (ISDN) or Public Switched Telephone Network (PSTN) and the Public Land Mobile Network (PLMN)".
- [53] GSM 09.04: "Digital cellular telecommunications system (Phase 2+); Interworking between the Public Land Mobile Network (PLMN) and the Circuit Switched Public Data Network (CSPDN)".

- [54] GSM 09.05: "Digital cellular telecommunications system (Phase 2+); Interworking between the Public Land Mobile Network (PLMN) and the Packet Switched Public Data Network (PSPDN) for Packet Assembly/Disassembly facility (PAD) access".
- [55] GSM 09.06: "Digital cellular telecommunications system (Phase 2+); Interworking between a Public Land Mobile Network (PLMN) and a Packet Switched Public Data Network/Integrated Services Digital Network (PSPDN/ISDN) for the support of packet switched data transmission services".
- [56] GSM 09.07: "Digital cellular telecommunications system (Phase 2+); General requirements on interworking between the Public Land Mobile Network (PLMN) and the Integrated Services Digital Network (ISDN) or Public Switched Telephone Network (PSTN)".
- [57] GSM 09.08: "Digital cellular telecommunications system (Phase 2+); Application of the Base Station System Application Part (BSSAP) on the E-interface".
- [58] GSM 09.10: "Digital cellular telecommunications system (Phase 2+); Information element mapping between Mobile Station - Base Station System and BSS - Mobile-services Switching Centre (MS - BSS - MSC) Signalling procedures and the Mobile Application Part (MAP)".
- [59] GSM 09.11: "Digital cellular telecommunications system (Phase 2+); Signalling interworking for supplementary services".
- [59a] GSM 09.31: "Digital cellular telecommunications system (Phase 2+); Location Services (LCS); Base Station System Application Part LCS Extension (BSSAP-LE)".
- [60] GSM 09.90: "Digital cellular telecommunications system (Phase 2+); Interworking between Phase 1 infrastructure and Phase 2 Mobile Stations (MS)".
- [61] GSM 12.08: "Digital cellular telecommunications system (Phase 2); Subscriber and Equipment Trace".
- [62] ETS 300 102-1 (1990): "Integrated Services Digital Network (ISDN); User-network interface layer 3 specifications for basic call control".
- [63] ETS 300 136 (1992): "Integrated Services Digital Network (ISDN); Closed User Group (CUG) supplementary service description".
- [64] ETS 300 138 (1992): "Integrated Services Digital Network (ISDN); Closed User Group (CUG) supplementary service Digital Subscriber Signalling System No.one (DSS1) protocol".
- [65] ETS 300 287: "Integrated Services Digital Network (ISDN); Signalling System No.7; Transaction Capabilities (TC) version 2".
- [66] ETR 060: "Signalling Protocols and Switching (SPS); Guide-lines for using Abstract Syntax Notation One (ASN.1) in telecommunication application protocols".
- [67] CCITT Recommendation E.164: "Numbering plan for the ISDN era".
- [68] CCITT Recommendation E.212: "Identification plan for land mobile stations".
- [69] CCITT Recommendation E.213: "Telephone and ISDN numbering plan for land mobile stations".

- [70] CCITT Recommendation E.214: "Structuring of the land mobile global title for the signalling connection control part".
- [71] CCITT Recommendation Q.669: "Interworking between the Digital Subscriber Signalling System Layer 3 protocol and the Signalling System No.7 ISDN User part".
- [72] CCITT Recommendation Q.711: "Specifications of Signalling System No.7; Functional description of the signalling connection control part".
- [73] CCITT Recommendation Q.712: "Definition and function of SCCP messages".
- [74] CCITT Recommendation Q.713: "Specifications of Signalling System No.7; SCCP formats and codes".
- [75] CCITT Recommendation Q.714: "Specifications of Signalling System No.7; Signalling connection control part procedures".
- [76] CCITT Recommendation Q.716: "Specifications of Signalling System No.7; Signalling connection control part (SCCP) performances".
- [77] CCITT Recommendation Q.721 (1988): "Specifications of Signalling System No.7; Functional description of the Signalling System No.7 Telephone user part".
- [78] CCITT Recommendation Q.722 (1988): "Specifications of Signalling System No.7; General function of Telephone messages and signals".
- [79] CCITT Recommendation Q.723 (1988): "Specifications of Signalling System No.7; Formats and codes".
- [80] CCITT Recommendation Q.724 (1988): "Specifications of Signalling System No.7; Signalling procedures".
- [81] CCITT Recommendation Q.725 (1988): "Specifications of Signalling System No.7; Signalling performance in the telephone application".
- [82] CCITT Recommendation Q.761 (1988): "Specifications of Signalling System No.7; Functional description of the ISDN user part of Signalling System No.7".
- [83] CCITT Recommendation Q.762 (1988): "Specifications of Signalling System No.7; General function of messages and signals".
- [84] CCITT Recommendation Q.763 (1988): "Specifications of Signalling System No.7; Formats and codes".
- [85] CCITT Recommendation Q.764 (1988): "Specifications of Signalling System No.7; Signalling procedures".
- [86] CCITT Recommendation Q.767: "Specifications of Signalling System No.7; Application of the ISDN user part of CCITT signalling System No.7 for international ISDN interconnections".
- [87] CCITT Recommendation Q.771: "Specifications of Signalling System No.7; Functional description of transaction capabilities".

- [88] CCITT Recommendation Q.772: "Specifications of Signalling System No.7; Transaction capabilities information element definitions".
- [89] CCITT Recommendation Q.773: "Specifications of Signalling System No.7; Transaction capabilities formats and encoding".
- [90] CCITT Recommendation Q.774: "Specifications of Signalling System No.7; Transaction capabilities procedures".
- [91] CCITT Recommendation Q.775: "Specifications of Signalling System No.7; Guide-lines for using transaction capabilities".
- [92] CCITT Recommendation X.200: "Reference Model of Open systems interconnection for CCITT Applications".
- [93] CCITT Recommendation X.208 (1988): "Specification of Abstract Syntax Notation One (ASN.1)".
- [94] CCITT Recommendation X.209 (1988): "Specification of basic encoding rules for Abstract Syntax Notation One (ASN.1)".
- [95] CCITT Recommendation X.210: "Open systems interconnection layer service definition conventions".
- [96] GSM 09.02: "Digital cellular telecommunications system (Phase 2); Mobile Application Part (MAP) specification".
- [97] GSM 03.18: "Digital cellular telecommunications system (Phase 2+); Basic Call Handling".
- [98] GSM 03.78: "Digital cellular telecommunications system (Phase 2+); Customised Applications for Mobile network Enhanced Logic (CAMEL) - Stage 2".
- [99] GSM 03.79: "Digital cellular telecommunications system (Phase 2+); Support of Optimal Routeing (SOR) - Stage 2".
- [100] GSM 03.68: "Digital cellular telecommunications system (Phase 2+); - Stage 2".
- [101] GSM 03.69: "Digital cellular telecommunications system (Phase 2+); - Stage 2".
- [102] ANSI T1.113: "Signaling System No. 7 (SS7) - ISDN User Part".
- [103] GSM 03.54 "Digital cellular telecommunications system (Phase 2+); Stage 2 Description for the use of a Shared Inter Working Function (SIWF) in a GSM PLMN".
- [104] GSM 03.60: "Digital cellular telecommunications system (Phase 2+); General Packet Radio Service (GPRS) Description; Stage 2".
- [105] GSM 09.60: "Digital cellular telecommunications system (Phase 2+), General Packet Radio Service (GPRS); GPRS Tunnelling Protocol (GTP) across the Gn and Gp Interface".
- [106] GSM 09.18: "Digital cellular telecommunications system (Phase 2+); General Packet Radio Service (GPRS); Serving GPRS Support Node (SGSN) - Visitors Location Register (VLR); Gs interface layer 3 specification".
- [107] GSM 03.93: "Digital cellular telecommunications system (Phase 2+); Technical Realization of Completion of Calls to Busy Subscriber (CCBS); Stage 2".



- [108] GSM 03.66: "Digital cellular telecommunications system (Phase 2+); Support of Mobile Number Portability (MNP); Technical Realisation Stage 2".
- [109] ANSI T1.112 (1996): "Telecommunication – Signaling No. 7 – Signaling Connection Control Part (SCCP)".

---

## 3 Abbreviations

Abbreviations used in the present document are listed in GSM 01.04.

---

## 4 Configuration of the mobile network

### 4.1 The entities of the mobile system

To provide the mobile service as it is defined, it is necessary to introduce some specific functions. These functional entities can be implemented in different equipments or integrated. In any case, exchanges of data occur between these entities.

#### 4.1.1 The Home Location Register (HLR)

This functional entity is a data base in charge of the management of mobile subscribers. A PLMN may contain one or several HLRs; it depends on the number of mobile subscribers, on the capacity of the equipment and on the organization of the network. All subscription data are stored there. The main information stored there concerns the location of each MS in order to be able to route calls to the mobile subscribers managed by each HLR. All management interventions occur on this data base. The HLRs have no direct control of MSCs.

Two numbers attached to each mobile subscription are stored in the HLR:

- IMSI;
- MSISDN.

The data base contains other information such as:

- location information (VLR number);
- basic telecommunication services subscription information;
- service restrictions (e.g. roaming limitation);
- supplementary services; the tables contain the parameters attached to these services;
- GPRS subscription data and routing information.

The organization of the subscriber data is detailed in GSM 03.08.

#### 4.1.2 The Visitor Location Register (VLR)

An MS roaming in an MSC area is controlled by the Visitor Location Register in charge of this area. When an MS appears in a location area it starts a location updating procedure. The MSC in charge of that area notices this registration and transfers to the Visitor Location Register the identity of the location area where the MS is situated. A VLR may be in charge of one or several MSC areas.

The VLR also contains the information needed to handle the calls set up or received by the MSs registered in its data base (in some cases the VLR may have to obtain additional information from the HLR); the following elements can be found in its tables:

- the IMSI;
- the MSISDN;
- the TMSI, if applicable;
- the location area where the MS has been registered. This will be used to call the station;
- supplementary service parameters.

The information is passed between VLR and HLR by the procedures described in GSM 03.12.

The organization of the subscriber data is detailed in GSM 03.08.

### 4.1.3 The Mobile-services Switching Centre (MSC)

The Mobile-services Switching Centre is an exchange which performs all the switching functions for MSs located in a geographical area designated as the MSC area. The main difference between an MSC and an exchange in a fixed network is that the MSC has to take into account the impact of the allocation of radio resources and the mobile nature of the subscribers and has to perform, for example, the following procedures:

- procedures required for the location registration (see GSM 03.12);
- procedures required for hand-over (see GSM 03.09).

### 4.1.4 The Base Station System (BSS)

The BSS is the sub-system of Base Station equipment (transceivers, controllers, etc...) which is viewed:

- by the MSC through an interface (A-interface) with the functionality described in GSM 08.02;
- by the SGSN through an interface (Gb-interface) with the functionality described in GSM 03.60.

### 4.1.5 The Gateway MSC (GMSC)

In the case of incoming calls to the PLMN, if the fixed network is unable to interrogate the HLR, the call is routed to an MSC. This MSC will interrogate the appropriate HLR and then route the call to the MSC where the MS is located. The MSC which then performs the routing function to the actual location of the mobile is called the Gateway MSC.

The choice of which MSCs can act as Gateway MSCs is a network operator matter (e.g. all MSCs or some designated MSCs).

If the call is a voice group/broadcast call it is routed directly from the GMSC to the VBS/VGCS Anchor MSC, based on information (VBS/VGCS call reference) contained in the dialled number. See also GTSs 03.68 and 03.69.

See also GSM 03.04.

### 4.1.6 The SMS Gateway MSC

The SMS GMSC is the interface between the Mobile Network and the network which provides access to the Short Message Service Centre, for short messages to be delivered to MSs.

The choice of which MSCs can act as SMS Gateway MSCs is a network operator matter (e.g. all MSCs or some designated MSCs).

### 4.1.7 The SMS Interworking MSC

The SMS IWMSC is the interface between the Mobile Network and the network which provides access to the Short Message Service Centre, for short messages submitted by MSs.

The choice of which MSCs can act as SMS Interworking MSCs is a network operator matter (e.g. all MSCs or some designated MSCs).

#### 4.1.8 The VBS/VGCS Anchor MSC

The voice broadcast/group call anchor MSC obtains from the associated GCR all relevant attributes and controls in turn all cells in its area, VBS/VGCS Relay-MSCs and dispatchers belonging to a given group call.

#### 4.1.9 The Equipment Identity Register (EIR)

This functional unit is a data base in charge of the management of the equipment identities of the MSs; see also GSM 02.16.

#### 4.1.10 The GSM Service Control Function (gsmSCF)

This functional entity contains the CAMEL service logic to implement OSS. It interfaces with the gsmSSF and the HLR; see also TS GSM 03.78.

#### 4.1.11 The VBS/VGCS Relay MSC

The voice broadcast/group call relay MSC obtains from the associated anchor MSC all relevant attributes and controls in turn all cells in its area belonging to a given group call.

#### 4.1.12 The Group Call Register (GCR)

This functional unit is a data base in charge of the management of attributes related to the establishment of Voice Broadcast Calls and Voice Group Calls

#### 4.1.13 The Shared InterWorking Function Server (SIWFS)

A Shared Inter Working Function is a network function that may be used by any MSC in the same PLMN to provide interworking for a data/fax call. Whereas an IWF can only be used by its MSC, the SIWF can be used by several other network nodes e.g. any MSC within the same PLMN (the concept is not limited to a certain number of MSCs). SIWF is applied to data services in GSM Phase 2 and GSM Phase 2+ (as defined in GSM 02.02, GSM 02.03 and GSM 02.34).

The usage of an SIWF requires no additional manipulation at the MS.

An IWF provides specific functions associated with the visited MSC for the interworking with other networks. It comprises signalling and traffic channel related functions. The traffic channel related functions are provided by an Inter Working Unit (IWU).

The SIWF concept is that it provides specific functions for the interworking with other networks. It comprises signalling and traffic channel related functions. Whereas the signalling related functions are associated with the visited MSC, the IWU providing the traffic channel related functions has another physical location.

The entity that contains all additional functions needed in the visited MSC to provide the SIWF is called SIWF Controller (SIWFC). The entity where the IWU is located is called SIWF Server (SIWFS). The Interface between a visited MSC and a SIWFS is called the K Interface.

SIWFS can be provided by a MSC (MSC/SIWFS) or by another network entity (stand alone SIWFS).

#### 4.1.14 The Serving GPRS Support Node (SGSN)

This functional unit keeps track of the individual MSs' location and performs security functions and access control; see also GSM 03.60.

#### 4.1.15 The Gateway GPRS Support Node (GGSN)

This functional unit provides interworking with external packet-switched networks, network screens and routing of the Network Requested PDP-context activation; see also GSM 03.60.4.2 "Configuration of a Public Land Mobile Network (PLMN)".

The basic configuration of a Public Land Mobile Network is presented in figure 4.2/1. In this figure the most general solution is described in order to define all the possible interfaces which can be found in any PLMN. The specific implementation in each network may be different: some particular functions may be implemented in the same equipment and then some interfaces may become internal interfaces. In any case the configuration of a PLMN must have no impact on the relationship with the other PLMNs.

In this configuration, all the functions are considered implemented in different equipments. Therefore, all the interfaces are external and need the support of the Mobile Application Part of the Signalling System No. 7 to exchange the data necessary to support the mobile service. From this configuration, all the possible PLMN organizations can be deduced.

#### 4.1.16 The Number Portability Location Register (NPLR)

This functional unit provides routing information necessary in some Mobile Number Portability environments in order to route calls for ported mobile subscribers. For details see also GSM 03.66 [108].

#### 4.1.17 The Serving Mobile Location Center (SMLC)

An SMLC is a database and processing entity that manages the procedures for obtaining the geographic location of a target MS in the coverage area served by the SMLC. In managing the location procedures, the SMLC chooses the positioning method and provides data and instructions to the LMUs or target MS that perform the actual location measurements associated with the chosen method. The SMLC also verifies any location estimate computed by the target MS or computes a location itself from measurements provided to it by the target MS or LMUs.

An SMLC also manages a set of LMUs in its coverage area whose purpose is to provide location measurements and location assistance data to the SMLC to compute, or assist in computing, location estimates for target MSs. Management functions performed by an SMLC on behalf of its LMUs include maintaining the status and current serving MSC of each LMU and supporting O&M procedures,

The database in an SMLC contains data necessary for choosing an appropriate position method and any parameters associated with this method for a target MS in any serving cell, for computing or verifying location estimates and for managing its LMUs.

An SMLC may be either NSS based or BSS based. An NSS based SMLC supports positioning and management of its LMUs via interaction with one or more MSCs using the Ls interface. A BSS based SMLC supports positioning and management of its LMUs via interaction with one or more BSCs using the Lb interface.

#### 4.1.18 The Gateway Mobile Location Center (GMLC)

The GMLC provides access to location services (LCS) for LCS clients external to a PLMN. A GMLC may also support access to location services from LCS clients internal to its own PLMN. The GMLC allows an LCS client to issue location requests for certain target MSs; it then conveys these requests to the VMSC currently serving each target MS and passes back the location results to the LCSclient. Any target MS whose location is requested may belong to either the GMLC's own PLMN or another PLMN and may currently be served by either the GMLC's own PLMN or another PLMN.

#### 4.1.19 The Location Measurement Unit (LMU)

The LMU is the logical network entity that performs location measurements in the VPLMN in order to either position a target MS or provide assistance data to be used in conjunction with other location measurements. An LMU is controlled by an SMLC in the VPLMN from which location commands can be received and to which any location measurements are returned.

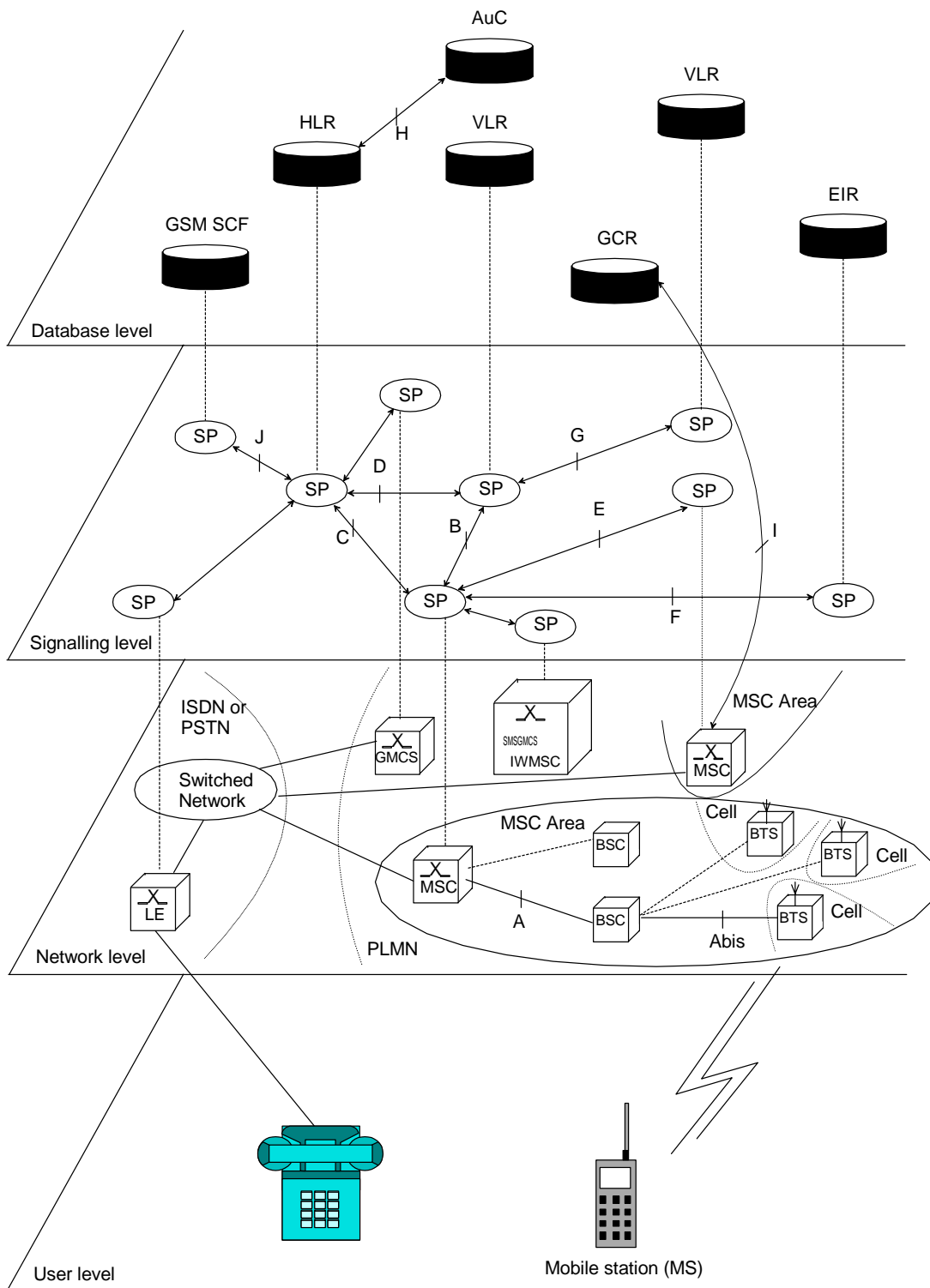


Figure 4.2/1: Configuration of a PLMN

## 4.2 Void

## 4.3 Interconnection between PLMNs

Since the configuration of a PLMN does not have any impact on other PLMNs, the signalling interfaces specified can be implemented both between the entities within a PLMN and between different PLMNs.

## 4.4 The interfaces within the mobile service

### 4.4.1 Interface between the HLR and the VLR (D-interface)

This interface is used to exchange the data related to the location of the MS and to the management of the subscriber. The main service provided to the mobile subscriber is the capability to set up or to receive calls within the whole service area. To support that purpose the location registers have to exchange data. The VLR informs the HLR on the registration of a MS managed by the latter and provides it with the relevant location information. The HLR sends to the VLR all the data needed to support the service to the MS. The HLR then calls the previous VLR to inform it that it can cancel the location registration of this station because of the roaming of the mobile.

Exchanges of data may also occur when the mobile subscriber requires a particular service, when he wants to change some data attached to his subscription or when some parameters of the subscription are modified by administrative means.

### 4.4.2 Interface between the HLR and the gsmSCF (J-interface)

This interface is used by the gsmSCF to request information from the HLR (via the Any-time Interrogation function) or to allow call independent related network- or user-initiated interaction between an MS and the gsmSCF (via the USSD function). Support of the gsmSCF-HLR interface is a network operator option. As a network operator option, the HLR may refuse to provide the information requested by the gsmSCF.

### 4.4.3 Interface between the VLR and its associated MSC(s) (B-interface)

The VLR is the location and management data base for the MSs roaming in the area controlled by the associated MSC(s). Whenever the MSC needs data related to a given MS currently located in its area, it interrogates the VLR. When a MS initiates a location updating procedure with an MSC, the MSC informs its VLR which stores the relevant information in its tables. This procedure occurs whenever a mobile roams to another location area. Also, for instance when a subscriber activates a specific supplementary service or modifies some data attached to a service, the MSC transfers (via the VLR) the request to the HLR, which stores these modifications and updates the VLR if required.

However, this interface is not fully operational specified. It is strongly recommended not to implement the B-interface as an external interface.

### 4.4.4 Interface between VLRs (G-interface)

When an MS initiates a location updating using TMSI, the VLR can fetch the IMSI and authentication set from the previous VLR.

### 4.4.5 Interface between the HLR and the MSC (C-interface)

When the fixed network is not able to perform the interrogation procedure needed to set up a call to a mobile subscriber, the Gateway MSC has to interrogate the HLR of the called subscriber to obtain the roaming number of the called MS (see GSM 03.04).

To forward a short message to a mobile subscriber, the SMS Gateway MSC has to interrogate the HLR to obtain the MSC number where the MS is located.

#### 4.4.6 Interface between the MSC and the gsmSCF (L-interface)

When one of the following Supplementary Services, CD, ECT or MPTY, is invoked in the MSC a notification shall be sent towards the gsmSCF.

#### 4.4.7 Interface between MSCs (E-interface)

When a MS moves from one MSC area to another during a call, a handover procedure has to be performed in order to continue the communication. For that purpose the MSCs involved have to exchange data to initiate and then to realize the operation.

This interface is also used to forward short messages, to perform location for a target MS for which handover has occurred on an established call and to transfer LCS messages to and from an LMU for which handover of a signalling channel has occurred.

This interface is also used to transfer information for inter-MSC VBS/VGCS calls.

#### 4.4.8 Interface between the MSC and Base Station Systems (A-interface)

The description of this interface is contained in the GSM 08-series of MSs.

The BSS-MSC interface carries information concerning:

- BSS management;
- call handling;
- location management.

#### 4.4.9 Interface between MSC and EIR (F-interface)

This interface is used when an MSC wants to check an IMEI.

#### 4.4.10 Interface between VBS/VGCS Anchor MSC and GCR (I-interface)

This is an internal interface.

#### 4.4.11 Interface between the MSC and the SIWF server (K-interface)

When a MSC detects that it can not provide the requested IW function, resources from an SIWF server can be used. This interface is used to allocate resources in that SIWF server and establish required physical connections to that server.

#### 4.4.12 Interface between SGSN and HLR (Gr-interface)

The description of this interface is contained in the GSM 03.60.

#### 4.4.13 Interface between SGSN and SMS-GMSC or SMS-IWMSC (Gd-interface)

The description of this interface is contained in the GSM 03.60.

#### 4.4.14 Interface between GGSN and HLR (Gc-interface)

The description of this interface is contained in the GSM 03.60.

#### 4.4.15 Interface between SGSN and EIR (Gf-interface)

The description of this interface is contained in the GSM 03.60.

#### 4.4.16 Interface between SGSN and BSC (Gb-interface)

The description of this interface is contained in the GSM 03.60.

#### 4.4.17 Interface between SGSN and MSC/VLR (Gs-interface)

The description of this interface is contained in the GSM 09.18.

#### 4.4.17A Interface between SMLC and BSC (Lb interface)

This interface is used by a BSC when an SMLC is BSS based to request either the initiation of location procedures or the retrieval of location assistance data for a particular target MS in the coverage area served by the SMLC. The interface is also used to transfer LCS measurement and O&M information between an SMLC and LMU via the BSC. A description of this interface is contained in GSM 03.71 and GSM 09.31.

#### 4.4.18 Interface between SMLC and MSC (Ls interface)

This interface is used by the MSC when an SMLC is NSS based to request either the initiation of location procedures or the retrieval of location assistance data for a particular target MS in the coverage area served by the SMLC. The interface is also used to transfer LCS measurement and O&M information between an SMLC and LMU or BSC via the MSC. A description of this interface is contained in GSM 03.71 and GSM 09.31.

#### 4.4.18A Interface between SMLC and SMLC (Lp interface)

This interface is used by an SMLC to obtain LCS measurement information from an LMU controlled by another SMLC. A description of this interface is contained in GSM 03.71 and GSM 08.31.

#### 4.4.19 Void

#### 4.4.20 Interface between GMLC and HLR (Lh interface)

This interface is used by the GMLC to request the address of the visited MSC for a particular target MS whose location has been requested.

#### 4.4.21 Interface between GMLC and MSC (Lg interface)

This interface is used by the GMLC to convey a location request to the MSC currently serving a particular target MS whose location was requested. The interface is used by the MSC to return location results to the GMLC.

#### 4.4.22 Interface between LCS Client and GMLC (Le interface)

This interface is used by a client of the Location Services (LCS) to request location information from a GMLC for certain target MSs. The interface is used by the GMLC to provide location information to an LCS client. This interface is external to a PLMN and is not defined within GSM.

### 4.5 Splitting of the data storage

The data attached to each MS management, operation and location are stored in the Location Registers. Some data are duplicated in the HLR and in the VLR, but others may be stored only in one place.

The data associated with any client that uses a particular GMLC to access location services is stored in the GMLC.



A detailed description of the data organization can be found in GSM 03.08.

---

## 5 Overload and compatibility overview

### 5.1 Overload control

There is a requirement for an overload/congestion control for all entities of the Public Land Mobile Network and the underlying Signalling System No. 7.

#### 5.1.1 Overload control for MSC (outside MAP)

For the entity MSC the following two procedures (outside MAP) may be applied to control the processor load:

- ISDN  
CCITT Recommendation Q.764 (Automatic Congestion Control), applicable to reduce the mobile terminating traffic;
- BSSAP  
GSM 08.08 (A-interface Flow Control), applicable to reduce the mobile originating traffic.

#### 5.1.2 Overload control for MAP entities

For all MAP entities, especially the HLR, the following overload control method is applied:

If overload of a MAP entity is detected, requests for certain MAP operations (see tables 5.1/1, 5.1/2, 5.1/3 and 5.1/4) may be ignored by the responder. The decision as to which MAP Operations may be ignored is made by the MAP service provider and is based upon the priority of the application context.

Since most of the affected MAP operations are supervised in the originating entity by TC timers (medium) an additional delay effect is achieved for the incoming traffic.

If overload levels are applicable in the Location Registers the MAP operations should be discarded taking into account the priority of their application context (see table 5.1/1 for HLR, table 5.1/2 for MSC/VLR, table 5.1/3 for the SGSN and table 5.1/4 for the SMLC; the lowest priority is discarded first).

The ranking of priorities given in the tables 5.1/1, 5.1/2, 5.1/3 and 5.1/4 is not normative. The tables can only be seen as a proposal which might be changed due to network operator/implementation matters.

Table 5.1/1: Priorities of Application Contexts for HLR as Responder

<i>Priority high</i>	<b>Responder = HLR</b>	<b>Initiating Entity</b>
	<u>Mobility Management</u>	
	networkLocUp (updateLocation), (restoreData/v2), (sendParameters/v1)	VLR
	gprsLocationUpdate (updateGPRSLocation/v3),	SGSN
	infoRetrieval (sendAuthenticationInfo/v2), (sendParameters/v1)	VLR/SGSN
	msPurging VLR (purgeMS/v2/v3)	
	msPurging SGSN (purgeMS/v3)	
	<u>Short Message Service</u>	
	shortMsgGateway (sendRoutingInfoforSM), (reportSM-DeliveryStatus)	GMSC
	mwdMngt VLR/SGSN (readyForSM/v2/v3), (noteSubscriberPresent/v1)	
	<u>Mobile Terminating Traffic</u>	
	locInfoRetrieval (sendRoutingInfo)	GMSC
	anyTimeEnquiry (anyTimeInterrogation)	gsmSCF
	reporting (statusReport)	VLR
	<u>Location Services</u>	
	locationSvcGateway (sendRoutingInfoforLCS/v3)	GMLC
	<u>Subscriber Controlled Inputs (Supplementary Services)</u>	
	networkFunctionalSs (registerSS), (eraseSS), (activateSS), (deactivateSS), (interrogateSS), (registerPassword), (processUnstructuredSS-Data/v1), (beginSubscriberActivity/v1)	VLR
	callCompletion (registerCCEnter), (eraseCCEnter)	VLR
	networkUnstructuredSs (processUnstructuredSS-Request/v2)	VLR
	imsiRetrieval (sendIMSI/v2)	VLR
	gprsLocationInfoRetrieval (sendRoutingInfoForGprs/v3)	GGSN/SGSN
	failureReport (failureReport/v3)	GGSN/SGSN
<i>Priority low</i>		

NOTE: The application context name is the last component but one of the object identifier.  
Operation names are given in brackets for information with "/vn" appended to vn only operations.

Table 5.1/2: Priorities of Application Contexts for MSC/VLR as Responder

Responder = MSC/VLR	Initiating Entity
<b>Priority high</b>	
<u>Handover</u>	
handoverControl (prepareHandover/v2), (performHandover/v1)	MSC
<u>Group call and Broadcast call</u>	
groupCallControl (prepareGroupCall/v3)	MSC
<u>Mobility and Location Register Management</u>	
locationCancel (cancelLocation)	HLR
reset (reset)	HLR
interVlrInfoRetrieval (sendIdentification/v2), (sendParameters/v1)	VLR
subscriberDataMngt (insertSubscriberData), (deleteSubscriberData)	HLR
tracing (activateTraceMode), (deactivateTraceMode)	HLR
<u>Short Message Service</u>	
shortMsgMO-Relay (MO-ForwardSM v3) (forwardSM v1/v2)	MSC/SGSN
shortMsgMT-Relay (MT-ForwardSM v3) (forwardSM v1/v2)	MSC
shortMsgAlert (alertServiceCentre/v2), (alertServiceCentreWithoutResult/v1)	HLR
<u>Mobile Terminating Traffic</u>	
roamingNbEnquiry (provideRoamingNumber)	HLR
callControlTransfer (resumeCallHandling)	MSC
subscriberInfoEnquiry (provideSubscriberInformation)	HLR
reporting (remoteUserFree) (SetReportingState)	HLR
<u>Location Services</u>	
locationSvcEnquiry (provideSubscriberLocation v3)	GMLC
<u>Network-Initiated USSD</u>	
networkUnstructuredSs (unstructuredSS-Request/v2), (unstructuredSS-Notify/v2)	HLR
<b>Priority low</b>	

NOTE: The application context name is the last component but one of the object identifier.  
Operation names are given in brackets for information with "/v" appended to vn only operations.

**Table 5.1/3: Priorities of Application Contexts for SGSN as Responder**

<b>Responder = SGSN</b>	<b>Initiating Entity</b>
<i>Priority high</i>	
<u>Mobility and Location Register Management</u>	
locationCancel (cancelLocation v3)	HLR
reset (reset)	HLR
subscriberDataMngt (insertSubscriberData v3), (deleteSubscriberData v3)	HLR
tracing (activateTraceMode), (deactivateTraceMode)	HLR
<u>Short Message Service</u>	
shortMsgMT-Relay (MT-ForwardSM v3) (forwardSM v1/v2)	MSC
<u>Network-Requested PDP context activation</u>	
gprsNotify HLR (noteMsPresentForGprs v3),	
<i>Priority low</i>	

NOTE: The application context name is the last component but one of the object identifier. Operation names are given in brackets for information with "/vn" appended to vn.

### 5.1.3 Congestion control for Signalling System No. 7

The requirements of SS7 Congestion control have to be taken into account as far as possible.

Means which could be applied to achieve the required traffic reductions are described in subclauses 5.1.1 and 5.1.2.

## 5.2 Compatibility

### 5.2.1 General

The present document of the Mobile Application Part is designed in such a way that an implementation which conforms to it can also conform to the Mobile Application Part operational version 1 specifications, except on the MSC-VLR interface.

A version negotiation mechanism based on the use of an application-context-name is used to negotiate the protocol version used between two entities for supporting a MAP-user signalling procedure.

When starting a signalling procedure, the MAP-user supplies an application-context-name to the MAP-provider. This name refers to the set of application layer communication capabilities required for this dialogue. This refers to the required TC facilities (e.g. version 1 or 2) and the list of operation packages (i.e. set of operations) from which operations can be invoked during the dialogue.

A version one application-context-name may only be transferred to the peer user in a MAP-U-ABORT to an entity of version two or higher (i.e. to trigger a dialogue which involves only communication capabilities defined for MAP operational version 1).

If the proposed application-context-name can be supported by the responding entity the dialogue continues on this basis otherwise the dialogue is refused and the initiating user needs to start a new dialogue, which involves another application-context-name which requires less communication capabilities but provides similar functionalities (if possible).

When a signalling procedure can be supported by several application contexts which differ by their version number, the MAP-User needs to select a name. It can either select the name which corresponds to the highest version it supports or follow a more specific strategy so that the number of protocol fallbacks due to version compatibility problems be minimized.

## 5.2.2 Strategy for selecting the Application Context (AC) version

A method should be used to minimize the number of protocol fall-backs which would occur sometimes if the highest supported AC-Name were always the one selected by GSM entities when initiating a dialogue. The following method is an example which can be used mainly at transitory phase stage when the network is one of mixed phase entities.

### 5.2.2.1 Proposed method

A table (table 1) may be set up by administrative action to define the highest application context (AC) version supported by each destination; a destination may be another node within the same or a different PLMN, or another PLMN considered as a single entity. The destination may be defined by an E.164 number or an E.214 number derived from an IMSI or in North America (World Zone 1) by an E.164 number or an IMSI (E.212 number). The table also includes the date when each destination is expected to be able to handle at least one AC of the latest version of the MAP protocol. When this date is reached, the application context supported by the node is marked as "unknown", which will trigger the use of table 2.

A second table (table 2) contains an entry for each destination which has an entry in table 1. For a given entity, the entry in table 2 may be a single application context version or a vector of different versions applying to different application contexts for that entity. Table 2 is managed as described in subclause 5.2.2.2.

The data for each destination will go through the following states:

- a) the version shown in table 1 is "version n-1", where 'n' is the highest version existing in this specification; table 2 is not used;
- b) the version shown in table 1 is "unknown"; table 2 is used, and maintained as described in subclause 5.2.2.2;
- c) when the PLMN operator declares that an entity (single node or entire PLMN) has been upgraded to support all the MAP version n ACs defined for the relevant interface, the version shown in table 1 is set to "version n" by administrative action; table 2 is no longer used, and the storage space may be recovered.

### 5.2.2.2 Managing the version look-up table

**WHEN** it receives a MAP-OPEN and the MAP-User determines the originating entity number either using the originating address parameter or the originating reference parameter or retrieving it from the subscriber data using the IMSI or the MSISDN.

**IF** the entity number is known

**THEN**

It updates (if required) the associated list of highest supported ACs

**ELSE**

It creates an entry for this entity and includes the received AC-name in the list of highest supported ACs.

**WHEN** starting a procedure, the originating MAP-user looks up its version control table.

**IF** the destination address is known and not timed-out

**THEN**

It retrieves the appropriate AC-name and uses it

**IF** the dialogue is accepted by the peer

**THEN**

It does not modify the version control table

**ELSE** (this should never occur)

It starts a new dialogue with the common highest version supported (based on information implicitly or explicitly provided by the peer).

It replace the old AC-name by the new one in the list of associated highest AC supported.

**ELSE**

It uses the AC-name which corresponds to the highest version it supports.

**IF** the dialogue is accepted by the peer

**THEN**

It adds the destination node in its version control table and includes the AC-Name in the list of associated highest AC supported.

**ELSE**

It starts a new dialogue with the common highest version supported (based on information implicitly or explicitly provided by the peer).

**IF** the destination node was not known

**THEN**

It adds the destination node in its version control table and includes the new AC-Name in the list of associated highest AC supported.

**ELSE**

It replaces the old AC-name by the new one in the list of highest supported AC and reset the timer.

### 5.2.2.3 Optimizing the method

A table look-up may be avoided in some cases if both the HLR and the VLR or both the HLR and the SGSN store for each subscriber the version of the AC-name used at location updating. Then:

- for procedures which make use of the same application-context, the same AC-name (thus the same version) can be selected (without any table look-up) when the procedure is triggered;
- for procedures which make use of a different application-context but which includes one of the packages used by the location updating AC, the same version can be selected (without any table look-up) when the procedure is triggered;

**for HLR:**

- Subscriber data modification (stand alone);

**for VLR:**

- Data Restoration.

## 6 Requirements concerning the use of SCCP and TC

### 6.1 Use of SCCP

The Mobile Application Part makes use of the services offered by the Signalling Connection Control Part of signalling System No. 7. CCITT Blue Book or ITU-T (03/93) Recommendations Q.711 to Q.716 should be consulted for the full specification of SCCP. In North America (World Zone 1) the national version of SCCP is used as specified in ANSI T1.112. Interworking between a PLMN in North America and a PLMN outside North America will involve an STP to translate between ANSI SCCP and ITU-T/CCITT SCCP.

#### 6.1.1 SCCP Class

MAP will only make use of the connectionless classes (0 or 1) of the SCCP.

#### 6.1.2 Sub-System Number (SSN)

The Application Entities (AEs) defined for MAP consist of several Application Service Elements (ASEs) and are addressed by sub-system numbers (SSNs). The SSN for MAP are specified in GSM 03.03 [17].

When the SGSN emulates MSC behavior for processing messages (MAP-MO-FORWARD-SHORT-MESSAGE, MAP\_CHECK\_IMEI) towards entities which do not support interworking to SGSNs, it shall use the MSC SSN in the calling party address instead of the SGSN SSN.

#### 6.1.3 SCCP addressing

##### 6.1.3.1 Introduction

Within the GSM System there will be a need to communicate between entities within the same PLMN and in different PLMNs. Using the Mobile Application Part (MAP) for this function implies the use of Transaction Capabilities (TC) and the Signalling Connection Control Part (SCCP) of CCITT Signalling System No. 7.

Only the entities which should be addressed are described below. If the CCITT or ITU-T SCCP is used, the format and coding of address parameters carried by the SCCP for that purpose shall comply with CCITT Recommendation Q.713 with the following restrictions:

##### 1) Intra-PLMN addressing

For communication between entities within the same PLMN, a MAP SSN shall always be included in the called and calling party addresses. All other aspects of SCCP addressing are network specific.

##### 2) Inter-PLMN addressing

###### a) Called Party Address

- SSN indicator = 1 (MAP SSN always included);
- Global title indicator = 0100 (Global title includes translation type, numbering plan, encoding scheme and nature of address indicator);
- the translation type field will be coded "00000000" (Not used). For call related messages for non-optimal routed calls (as described in GSM 03.66) directed to another PLMN the translation type field may be coded "10000000" (CRMNP);
- Routing indicator = 0 (Routing on global title);

###### b) Calling Party Address

- SSN indicator = 1 (MAP SSNs always included);
- Point code indicator = 0;

- Global title indicator = 0100 (Global title includes translation type, numbering plan, encoding scheme and nature of address indicator);
- Numbering Plan = 0001 (ISDN Numbering Plan, E.164; In Case of Inter-PLMN Signalling, the dialogue initiating entity and dialogue responding entity shall always include its own E.164 Global Title as Calling Party Address);
- the translation type field will be coded "00000000" (Not used);
- Routing indicator = 0 (Routing on Global Title).

If ANSI T1.112 SCCP is used, the format and coding of address parameters carried by the SCCP for that purpose shall comply with ANSI specification T1.112 with the following restrictions:

1) Intra-PLMN addressing

For communication between entities within the same PLMN, a MAP SSN shall always be included in the called and calling party addresses. All other aspects of SCCP addressing are network specific.

2) Inter-PLMN addressing

a) Called Party Address

- SSN indicator = 1 (MAP SSN always included);
- Global title indicator = 0010 (Global title includes translation type);
- the Translation Type (TT) field will be coded as follows:
  - TT = 9, if IMSI is included,
  - TT = 14, if MSISDN is included,
  - Or TT = 10, if Network Element is included. (If TT=10, then Number Portability GTT is not invoked, if TT=14, then Number Portability GTT may be invoked.)
- Routing indicator = 0 (Routing on global title);

b) Calling Party Address

- SSN indicator = 1 (MAP SSNs always included);
- Point code indicator = 0;
- Global title indicator = 0010 (Global title includes translation type);
  - TT = 9, if IMSI is included,
  - TT = 14, if MSISDN is included,
  - Or TT = 10, if Network Element is included. (If TT=10, then Number Portability GTT is not invoked, if TT=14, then Number Portability GTT may be invoked.)

Routing indicator = 0 (Routing on Global Title).

If a Global Title translation is required for obtaining routing information, one of the numbering plans E.164, E.212 and E.214 is applicable.

- E.212 numbering plan

When CCITT or ITU-T SCCP is used, an E.212 number must not be included as Global Title in an SCCP UNITDATA message. The translation of an E.212 number into a Mobile Global Title is applicable in a dialogue initiating VLR, SGSN or GGSN if the routing information towards the HLR is derived from the subscriber's IMSI. In World Zone 1 when ANSI SCCP is used, the IMSI (E.212 number) is used as a Global Title to address the HLR. When an MS moves from one VLR service area to another, the new VLR may derive the address of the previous VLR from the Location Area Identification provided by the MS in the location registration request. The



PLMN where the previous VLR is located is identified by the E.212 numbering plan elements of the Location Area Identification, ie the Mobile Country Code (MCC) and the Mobile Network Code (MNC).

- E.214 and E.164 numbering plans

When CCITT or ITU-T SCCP is used, , only address information belonging to either E.214 or E.164 numbering plan is allowed to be included as Global Title in the Called and Calling Party Address. In World Zone 1 when ANSI SCCP is used, the IMSI (E.212 number) is used as a Global Title to address the HLR.

If the Calling Party Address associated with the dialogue initiating message contains a Global Title, the sending network entity shall include its E.164 entity number.

When receiving an SCCP UNITDATA message, SCCP shall accept either of the valid numbering plans in the Called Party Address and in the Calling Party Address.

When CCITT or ITU-T SCCP is used and an N-UNITDATA-REQUEST primitive from TC is received, SCCP shall accept an E.164 number or an E.214 number in the Called Address and in the Calling Address. In World Zone 1 when ANSI SCCP is used, the IMSI (E.212 number) is used instead of E.214 number.

The following subclauses describe the method of SCCP addressing appropriate for each entity both for the simple intra-PLMN case and where an inter-PLMN communication is required. The following entities are considered:

- the Mobile-services Switching Centre (MSC);
- the Home location Register (HLR);
- the Visitor Location Register (VLR);
- the Gateway Mobile-services Switching Centre (GMSC);
- the GSM Service Control Function (gsmSCF);
- the Interworking Mobile-services Switching Centre (IWMSC);
- the Shared Inter Working Function (SIWF);
- the Serving GPRS Support Node (SGSN);
- the Gateway GPRS Support Node (GGSN);
- the Gateway Mobile Location Center (GMLC).

### 6.1.3.2 The Mobile-services Switching Centre (MSC)

There are several cases where it is necessary to address the MSC.

#### 6.1.3.2.1 MSC interaction during handover

The address is derived from the target Cellid.

#### 6.1.3.2.2 MSC for short message routing

When a short message has to be routed to a MS, the GMSC addresses the VMSC by an MSC identity received from the HLR which complies with E.164 rules.

For MS originating short message, the IWMSC address is derived from the Service Centre address.

#### 6.1.3.2.3 MSC for location request routing

When a location request for a particular MS needs to be sent to the MS's VMSC, the GMLC addresses the VMSC using an E.164 address received from the MS's HLR.

#### 6.1.3.2.4 MSC for LMU Control

When a control message has to be routed to an LMU from an SMLC, the SMLC addresses the serving MSC for the LMU using an E.164 address.

#### 6.1.3.3 The Home Location Register (HLR)

There are several cases where the HLR has to be addressed:

##### 6.1.3.3.1 During call set-up

When a call is initiated the HLR of the called mobile subscriber will be interrogated to discover the whereabouts of the MS. The addressing required by the SCCP will be derived from the MSISDN dialled by the calling subscriber. The dialled number will be translated into either an SPC, in the case of communications within a PLMN, or a Global Title if other networks are involved (i.e. if the communication is across a PLMN boundary).

If the calling subscriber is a fixed network subscriber, the interrogation can be initiated from the Gateway MSC of the home PLMN in the general case. If the topology of the network allows it, the interrogation could be initiated from any Signalling Point which has MAP capabilities, e.g. local exchange, outgoing International Switching Centre (ISC), etc.

##### 6.1.3.3.2 Before location updating completion

When a MS registers for the first time in a VLR, the VLR has to initiate the update location dialogue with the MS's HLR and a preceding dialogue for authentication information retrieval if the authentication information must be retrieved from the HLR. When initiating either of these dialogues, the only data for addressing the HLR that the VLR has available is contained in the IMSI, and addressing information for SCCP must be derived from it. When continuing the established update location dialogue (as with any other dialogue), the VLR must derive the routing information towards the HLR from the Calling Party Address received with the first responding CONTINUE message until the dialogue terminating message is received. This means that the VLR must be able to address the HLR based:

- on an E.214 Mobile Global Title originally derived by the VLR from the IMSI (when CCITT or ITU-T SCCP is used), or an E.212 number originally derived from IMSI (when ANSI SCCP is used, an IMSI); or
- on an E.164 HLR address; or
- in the case of intra-PLMN signalling, on an SPC.

When answering with Global Title to the VLR, the HLR shall insert its E.164 address in the Calling Party Address of the SCCP message containing the first responding CONTINUE message.

If the HLR is in the same PLMN as the VLR, local translation tables may exist to derive an SPC. For authentication information retrieval and location updating via the international PSTN/ISDN signalling network that requires the use of CCITT or ITU-T SCCP, the Global title must be derived from the IMSI, using the principles contained in CCITT Recommendation E.214 and the Numbering Plan Indicator (NPI) value referenced by the SCCP Specifications. In World Zone 1 where the ANSI SCCP is used, IMSI (E.212 number) is used as Global Title. A summary of the translation from the IMSI (CCITT Recommendation E.212) to Mobile Global Title (described in CCITT Recommendation E.214) is shown below:

- E.212 Mobile Country Code translates to E.164 Country Code;
- E.212 Mobile Network Code translates to E.164 National Destination Code;
- E.212 Mobile Subscriber Identification Number (MSIN) is carried unchanged if within the E.164 number maximum length (15 digits). If the Mobile Global Title is more than 15 digits the number is truncated to 15 by deleting the least significant digits.

This translation will be done either at the application or at SCCP level in the VLR. The Mobile Global Title thus derived will be used to address the HLR.

If location updating is triggered by an MS that roams from one MSC Area into a different MSC Area served by the same VLR, the VLR shall address the HLR in the same way as if the MS registers for the first time in the VLR.

#### 6.1.3.3.3 After location updating completion

In this case, the subscriber's basic MSISDN has been received from the HLR during the subscriber data retrieval procedure as well as the HLR number constituting a parameter of the MAP message indicating successful completion of the update location dialogue. From either of these E.164 numbers the address information for initiating dialogues with the roaming subscriber's HLR can be derived. Also the subscriber's IMSI may be used for establishing the routing information towards the HLR. This may apply in particular if the dialogue with the HLR is triggered by subscriber controlled input.

Thus the SCCP address of the roaming subscriber's HLR may be an SPC, or it may be a Global title consisting of the E.164 MSISDN or the E.164 number allocated to the HLR or either the E.214 Mobile Global Title derived from the IMSI if CCITT or ITU-T SCCP is used, or the IMSI if ANSI SCCP is used (ANSI SCCP is used in World Zone 1).

#### 6.1.3.3.4 VLR restoration

If a roaming number is requested by the HLR for an IMSI that has no data record in the interrogated VLR, the VLR provides the roaming number in the dialogue terminating message. Subsequently the VLR must retrieve the authentication data from the MS's HLR, if required, and must then trigger the restore data procedure. For this purpose, the VLR has to initiate in succession two independent dialogues with the MS's HLR. The MTP and SCCP address information needed for routing towards the HLR can be derived from the IMSI received as a parameter of the MAP message requesting the roaming number. In this case, the IMSI received from the HLR in the roaming number request shall be processed in the same way as the IMSI that is received from an MS that registers for the first time within a VLR. Alternatively to the IMSI, the Calling Party Address associated with the roaming number request may be used to obtain the routing information towards the HLR.

#### 6.1.3.3.5 During Network-Requested PDP Context Activation

When receiving a PDP PDU the GGSN may interrogate the HLR of the MS for information retrieval. When initiating such a dialogue, the only data for addressing the HLR that the GGSN has available is contained in the IMSI, and addressing information must be derived from it. The IMSI is obtained from the IP address or the X.25 address in the incoming IP message by means of a translation table. This means that the GGSN shall be able to address the HLR based on an E.214, (if CCITT or ITU-T SCCP is used), or E.212 (if ANSI SCCP is used), Mobile Global Title originally derived by the GGSN from the IMSI in the case of inter-PLMN signalling. In the case of intra-PLMN signalling, an SPC may also be used.

If the HLR is in the same PLMN as the GGSN, local translation tables may exist to derive an SPC. For information retrieval via the international PSTN/ISDN signalling network, the Global title must be derived from the IMSI, using the principles contained in CCITT Recommendation E.214 and the Numbering Plan Indicator (NPI) value referenced by the SCCP Specifications. A summary of the translation from the IMSI (CCITT Recommendation E.212) to Mobile Global Title (described in CCITT Recommendation E.214) is shown below:

- E.212 Mobile Country Code translates to E.164 Country Code;
- E.212 Mobile Network Code translates to E.164 National Destination Code;
- E.212 Mobile Subscriber Identification Number (MSIN) is carried unchanged if within the E.164 number maximum length (15 digits). If the Mobile Global Title is more than 15 digits the number is truncated to 15 by deleting the least significant digits.

This translation will be done either at the application or at SCCP level in the GGSN. The Mobile Global Title thus derived will be used to address the HLR.

#### 6.1.3.3.6 Before GPRS location updating completion

When a MS registers for the first time in a SGSN, the SGSN has to initiate the update location dialogue with the MS's HLR and a preceding dialogue for authentication information retrieval if the authentication information must be retrieved from the HLR. When initiating either of these dialogues, the only data for addressing the HLR that the SGSN has available is contained in the IMSI, and addressing information for SCCP must be derived from it. When continuing the established update location dialogue (as with any other dialogue), the SGSN must derive the routing information towards the HLR from the Calling Party Address received with the first responding CONTINUE message until the dialogue terminating message is received. This means that the SGSN must be able to address the HLR based:

- on an E.214 (if CCITT or ITU-T SCCP is used) or E.212 (if ANSI SCCP is used) Mobile Global Title originally derived by the SGSN from the IMSI; or
- on an E.164 HLR address; or
- in the case of intra-PLMN signalling, on an SPC.

If the HLR is in the same PLMN as the SGSN, local translation tables may exist to derive an SPC. For authentication information retrieval and location updating via the international PSTN/ISDN signalling network, the Global title must be derived from the IMSI, using the principles contained in CCITT Recommendation E.214 and the Numbering Plan Indicator (NPI) value referenced by the SCCP Specifications. A summary of the translation from the IMSI (CCITT Recommendation E.212) to Mobile Global Title (described in CCITT Recommendation E.214) is shown below:

- E.212 Mobile Country Code translates to E.164 Country Code;
- E.212 Mobile Network Code translates to E.164 National Destination Code;
- E.212 Mobile Subscriber Identification Number (MSIN) is carried unchanged if within the E.164 number maximum length (15 digits). If the Mobile Global Title is more than 15 digits the number is truncated to 15 by deleting the least significant digits.

This translation will be done either at the application or at SCCP level in the SGSN. The Mobile Global Title thus derived will be used to address the HLR.

#### 6.1.3.3.7 After GPRS location updating completion

In this case, the subscriber's Basic MSISDN has been received from the HLR during the subscriber data retrieval procedure as well as the HLR number constituting a parameter of the MAP message indicating successful completion of the update location dialogue. From either of these E.164 numbers the address information for initiating dialogues with the roaming subscriber's HLR can be derived. Also the subscriber's IMSI may be used for establishing the routing information towards the HLR.

Thus the SCCP address of the roaming subscriber's HLR may be an SPC, or it may be a Global title consisting of the E.164 MSISDN or the E.164 number allocated to the HLR or the E.214 Mobile Global Title derived from the IMSI.

#### 6.1.3.3.8 Query for a Location Request

For a location request from an external client, the GMLC needs to address the home HLR of the target MS to obtain the address of the target MS's serving MSC. The GMLC uses either the international E.164 MSISDN, the international E.214 number (if CCITT or ITU-T SCCP is used) or the international E.212 number (if ANSI SCCP is used) of the MS as means to route a query to the HLR.

#### 6.1.3.4 The Visitor Location Register (VLR)

There are several cases when the VLR needs to be addressed.

##### 6.1.3.4.1 Inter-VLR information retrieval

When an MS moves from one VLR service area to another, the new VLR may request the IMSI and authentication sets from the previous VLR. The new VLR derives the address of the previous VLR from the Location Area Identification provided by the MS in the location registration request.

#### 6.1.3.4.2 HLR request

The HLR will only request information from a VLR if it is aware that one of its subscribers is in the VLR's service area. This means that a location updating dialogue initiated by the VLR has been successfully completed, i.e. the HLR has indicated successful completion of the update location procedure to the VLR.

When initiating dialogues towards the VLR after successful completion of location updating, the routing information used by the HLR is derived from the E.164 VLR number received as a parameter of the MAP message initiating the update location dialogue. If the VLR is in the same PLMN as the HLR, the VLR may be addressed directly by an SPC derived from the E.164 VLR number. For dialogues via the international PSTN/ISDN signalling network, presence of the E.164 VLR number in the Called Party Address is required.

#### 6.1.3.5 The Interworking MSC (IWMSC) for Short Message Service

The IWMSC is the interface between the mobile network and the network to access to the Short Message Service Centre. This exchange has an E.164 address known in the SGSN or in the MSC.

#### 6.1.3.6 The Equipment Identity Register (EIR)

The EIR address is either unique or could be derived from the IMEI. The type of address is not defined.

#### 6.1.3.7 The Shared Inter Working Function (SIWF)

When the Visited MSC detects a data or fax call and the IWF in the V-MSC can not handle the required service an SIWF can be invoked. The SIWF is addressed with an E.164 number.

#### 6.1.3.8 The Serving GPRS Support Node (SGSN)

The HLR will initiate dialogues towards the SGSN if it is aware that one of its subscribers is in the SGSN's serving area. This means that a GPRS location updating has been successfully completed, i.e. the HLR has indicated successful completion of the GPRS location update to the SGSN. The routing information used by the HLR is derived from the E.164 SGSN number received as parameter of the MAP message initiating the GPRS update location procedure. If the SGSN is in the same PLMN as the HLR, the SGSN may be addressed directly by an SPC derived from the E.164 SGSN number. For dialogues via the international PSTN/ISDN signalling network, the presence of the E.164 SGSN number in the Called Party Address is required.

When the GMSC initiates dialogues towards the SGSN the SGSN (MAP) SSN (See GSM 03.03) shall be included in the called party address. The routing information used by the GMSC is derived from the E.164 SGSN number received as a parameter of the MAP message initiating the forward short message procedure. If the GMSC does not support the GPRS functionality the MSC (MAP) SSN value shall be included in the called party address.

NOTE: Every VMSC and SGSN shall have uniquely identifiable application using E.164 numbers, for the purpose of SMS over GPRS when the GMSC does not support the GPRS functionality.

#### 6.1.3.9 The Gateway GPRS Support Node (GGSN)

The GGSN provides interworking with external packet-switched networks, network screens and routing of the Network-Requested PDP Context activation. If a Network-Requested PDP Context activation fails, the HLR will alert the GGSN when the subscriber becomes reachable. The HLR will use the E.164 GGSN number received as parameter of the MAP message reporting the failure.

#### 6.1.3.10 The Gateway MSC (GMSC) for Short Message Service

The GMSC provides interworking with the network to access the Short Message Service Centre, the mobile network and routing of Send Routing Info For SM. The GMSC has on E.164 address known in the HLR, SGSN or MSC.

6.1.3.10A Void

6.1.3.10A.1 Void

6.1.3.10A.2 Void

### 6.1.3.10B The Gateway Mobile Location Center (GMLC)

The GMLC initiates location requests on behalf of external clients. The E.164 address of the GMLC is provided to an HLR when the GMLC requests a serving MSC address from the HLR for a target MS. The E.164 address of the GMLC is also provided to a serving MSC when the GMLC requests the location of a target MS served by this MSC.

### 6.1.3.11 Summary table

The following tables summarize the SCCP address used for invoke operations. As a principle, within a PLMN either an SPC or a GT may be used (network operation option), whereas when addressing an entity outside the PLMN the GT must be used. The address type mentioned in the table (e.g. MSISDN) is used as GT or to derive the SPC.

For a response, the originating address passed in the invoke is used as SCCP Called Party Address. For extra-PLMN addressing the own E.164 entity address is used as SCCP Calling Party Address; for intra-PLMN addressing an SPC derived from the entity number may be used instead. When using an SPC, the SPC may be taken directly from MTP.

Table 6.1/1

to from	fixed net work	HLR	VLR	MSC	EIR	gsmSCF	SIWF	SGSN	GGSN
fixed network	---	E:GT T:MSISDN	---	---	---	---	---	---	---
home location register	---	---	I:SPC/GT E:GT T:VLR NUMBER	---	---	I:SPC/GT E:GT T:gsmSCF NUMBER	---	I:SPC/GT E:GT T:SGSN NUMBER	I:SPC/GT E:GT T:GGSN NUMBER
visitor location register	---	I:SPC/GT E:GT T:MGT (outside World Zone 1)/MSISDN (World Zone 1)/HLR NUMBER (note)	I:SPC/GT E:GT T:VLR NUMBER	---	---	---	---	---	---
mobile-services switching centre	---	I:SPC/GT E:GT T:MSISDN	I:SPC/GT E:GT T:VLR NUMBER	I:SPC/GT E:GT T:MSC NUMBER	I:SPC/GT E:GT T:EIR NUMBER	I:SPC/GT E:GT T:gsmSCF NUMBER	I:SPC/GT E:GT T:SIWF NUMBER	I:SPC/GT E:GT T:SGSN NUMBER	---
gsm Service Control Function	---	I:SPC/GT E:GT T:MSISDN	---	---	---	---	---	---	---
Shared Inter Working Function	---	---	---	I:SPC/GT E:GT T:MSC NUMBER	---	---	---	---	---
Serving GPRS Support Node	---	I:SPC/GT E:GT T:MGT/ MSISDN/HL R NUMBER	---	I:SPC/GT E:GT T:MSC NUMBER	I:SPC/GT E:GT T:EIR NUMBER	---	---	---	---
Gateway GPRS Support Node	---	I:SPC/GT E:GT T:MGT	---	---	---	---	---	---	---
Gateway Mobile Location Center	---	I:SPC/GT E:GT T:MSISDN, MGT (outside World Zone 1) or IMSI (World Zone 1) (note)	---	I:SPC/GT E:GT T:MSC NUMBER	---	---	---	---	---
I: Intra-PLMN. E: Extra(Inter)-PLMN. T: Address Type. GT: Global Title. MGT: E.214 Mobile Global Title. SPC: Signalling Point Code.									

NOTE: For initiating the location updating procedure and an authentication information retrieval from the HLR preceding it, the VLR has to derive the HLR address from the IMSI of the MS. The result can be an SPC or an E.214 Mobile Global Title if CCITT or ITU-T SCCP is used, or IMSI itself if ANSI SCCP is used (ANSI SCCP is used in World Zone 1).. When continuing the established update location dialogue (as with any other dialogue) the VLR must derive the routing information towards the HLR from the Calling Party Address received with the first responding CONTINUE message until the dialogue terminating message is received.

For transactions invoked by the VLR after update location completion, the VLR may derive the information for addressing the HLR from addresses received in the course of the update location procedure (MSISDN or HLR number) or from the IMSI.

When invoking the Restore Data procedure and an authentication information retrieval from the HLR preceding it, the VLR must derive the information for addressing the HLR from the address information received in association with the roaming number request. This may be either the IMSI received as a parameter of the MAP message requesting the Roaming Number or the Calling Party Address associated with the MAP message requesting the Roaming Number.

The gsmSCF shall be addressed using more than one Global Title number. The first Global Title number is used to address a gsmSCF for MAP. The second Global Title number is used to address a gsmSCF for CAP.

For querying the HLR to obtain the VMSC address to support location services, the GMLC has to derive the HLR address from either the MSISDN or IMSI of the target MS. When using the IMSI, the result can be an SPC or an E.214 Mobile Global Title if CCITT or ITU-T SCCP is used, or IMSI itself if ANSI SCCP is used (ANSI SCCP is used in World Zone 1).

Table 6.1/2

to from		GMLC
fixed network		---
home location register		---
visitor location register		---
mobile-services switching centre		---
gsm Service Control Function		---
Shared Inter Working Function		---
Serving GPRS Support Node		---
Gateway GPRS Support Node		---
Gateway Mobile Location Center		
I:	Intra-PLMN.	
E:	Extra(Inter)-PLMN.	
T:	Address Type.	
GT:	Global Title.	
MGT:	E.214 Mobile Global Title.	
SPC:	Signalling Point Code.	

## 6.2 Use of TC

The Mobile Application part makes use of the services offered by the Transaction Capabilities (TC) of signalling system No. 7. ETS 300 287, which is based on CCITT White Book Recommendations Q.771 to Q.775, should be consulted for the full specification of TC.

The MAP uses all the services provided by TC except the ones related to the unstructured dialogue facility.

From a modelling perspective, the MAP is viewed as a single Application Service Element. Further structuring of it is for further study.



Transaction Capabilities refers to a protocol structure above the network layer interface (i.e, the SCCP service interface) up to the application layer including common application service elements but not the specific application service elements using them.

TC is structured as a Component sub-layer above a Transaction sub-layer.

The Component sub-layer provides two types of application services: services for the control of end-to-end dialogues and services for Remote Operation handling. These services are accessed using the TC-Dialogue handling primitives and TC-Component handling primitives respectively.

Services for dialogue control include the ability to exchange information related to application-context negotiation as well as initialization data.

Services for Remote Operation handling provide for the exchange of protocol data units invoking tasks (operations), and reporting their outcomes (results or errors) plus any non-application-specific protocol errors detected by the component sub-layer. The reporting of application-specific protocol errors by the TC user, as distinct from application process errors, is also provided. The Transaction sub-layer provides a simple end-to-end connection association service over which several related protocol data units (i.e. built by the Component Sub-Layer) can be exchanged. A Transaction termination can be prearranged (no indication provided to the TC user) or basic (indication provided).

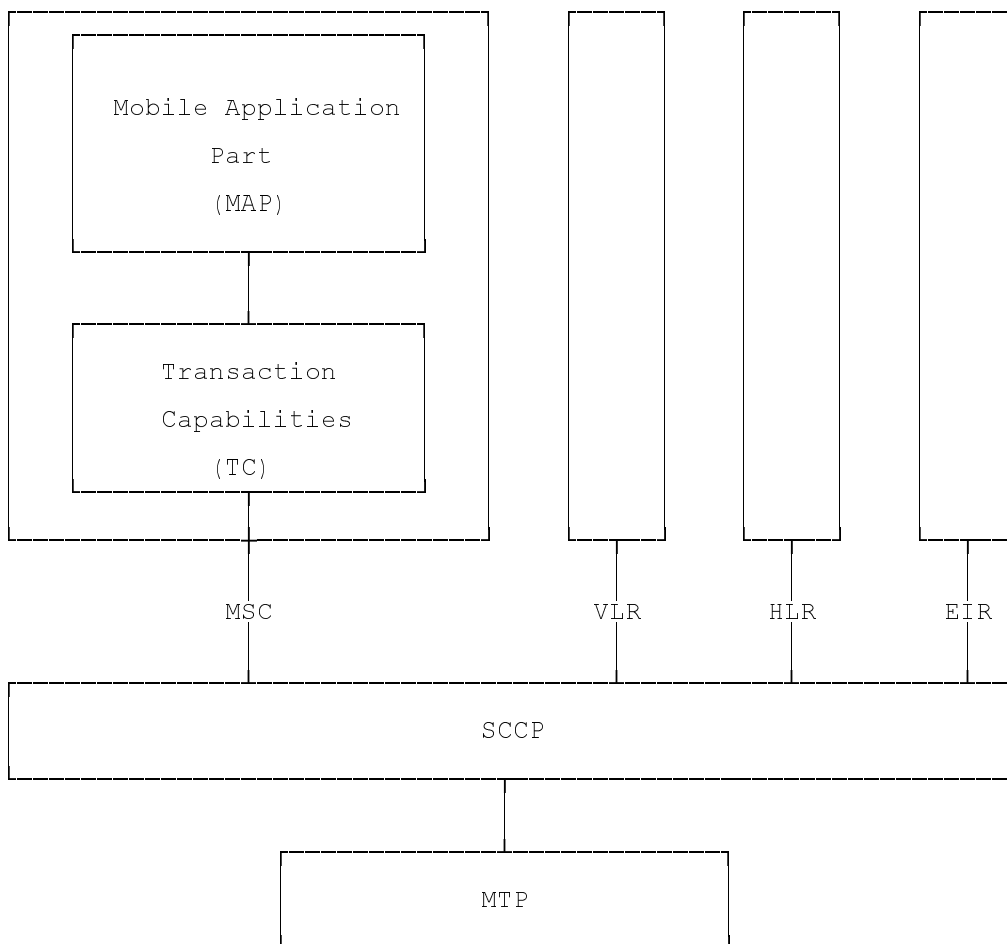


Figure 6.2/1: Facilities for supporting the Mobile Application Part in Signalling System No.7

## 7 General on MAP services

### 7.1 Terminology and definitions

The term service is used in clauses 7 to 12 as defined in CCITT Recommendation X.200. The service definition conventions of CCITT Recommendation X.210 are also used.

### 7.2 Modelling principles

MAP provides its users with a specified set of services and can be viewed by its users as a "black box" or abstract machine representing the MAP service-provider. The service interface can then be depicted as shown in figure 7.2/1.

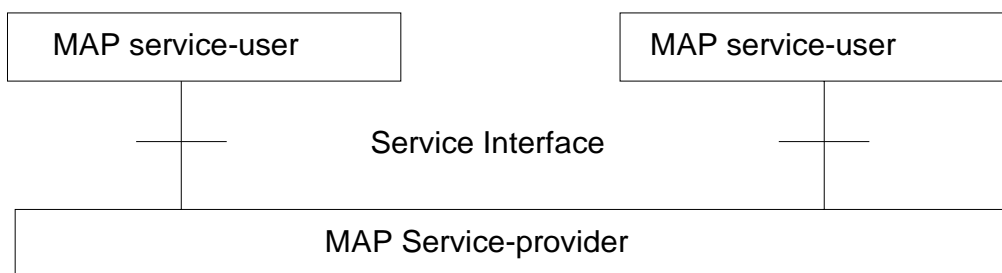


Figure 7.2/1: Modelling principles

The MAP service-users interact with the MAP service-provider by issuing or receiving MAP service-primitives at the service interface.

A MAP service-user may receive services from several instances of the MAP service-provider at the same time. In such cases the overall procedure is synchronised by the service-user.

The MAP service-primitives are named using the following notation:

MAP-ServicePrimitiveName **type**

where **type** can be any of: request (req), indication (ind), response (rsp) or confirm (cnf) (In the user arrow diagrams type is not indicated in the case of req/ind and indicated as "ack" in the case of rsp/cnf).

The services are further classified as unconfirmed-service, confirmed-service and provider-initiated-service where the first two categories refer to whether or not the service is confirmed by the service-provider. The confirmation may or may not correspond to a response provided by the other service-user.

MAP services are also classified as common MAP services which are available to all MAP service-users, and MAP service-user specific services which are services available to one or several, but not all, MAP service-users.

A MAP dialogue is defined as an exchange of information between two MAP users in order to perform a common task. A MAP dialogue will consist of one or several MAP services.

### 7.3 Common MAP services

All MAP service-users require access to services for performing basic application layer functions:

- for establishing and clearing MAP dialogues between peer MAP service-users;
- for accessing functions supported by layers below the applications layer;
- for reporting abnormal situations;
- for handling of different MAP versions;
- for testing whether or not a persistent MAP dialogue is still active at each side.

For these purposes the following common services are defined:

- MAP-OPEN service;
- MAP-CLOSE service;
- MAP-DELIMITER service;
- MAP-U-ABORT service;
- MAP-P-ABORT service;
- MAP-NOTICE service.

In defining the service-primitives the following convention is used for categorising parameters:

- M** the inclusion of the parameter is mandatory. The M category can be used for any primitive type and specifies that the corresponding parameter must be present in the indicated primitive type;
- O** the inclusion of the parameter is a service-provider option. The O category can be used in indication and confirm type primitives and is used for parameters that may optionally be included by the service-provider;
- U** the inclusion of the parameter is a service-user option. The U category can be used in request and response type primitives. The inclusion of the corresponding parameter is the choice of the service-user;
- C** the inclusion of the parameter is conditional. The C category can be used for the following purposes:
  - to indicate that if the parameter is received from another entity it must be included for the service being considered;
  - to indicate that the service user must decide whether to include the parameter, based on the context on which the service is used;
  - to indicate that one of a number of mutually exclusive parameters must be included (e.g. parameters indicating a positive result versus parameters indicating a negative result);
  - to indicate that a service user optional parameter (marked "U") or a conditional parameter (marked "C") presented by the service user in a request or response type primitive is to be presented to the service user in the corresponding indication or confirm type primitive;
- (=)** when appended to one of the above, this symbol means that the parameter takes the same value as the parameter appearing immediately to its left;

blank the parameter is not present.

A primitive type may also be without parameters, i.e. no parameter is required with the primitive type; in this case the corresponding column of the table is empty.

### 7.3.1 MAP-OPEN service

This service is used for establishing a MAP dialogue between two MAP service-users. The service is a confirmed service with service primitives as shown in table 7.3/1.

**Table 7.3/1: Service-primitives for the MAP-OPEN service**

Parameters	Request	Indication	Response	Confirm
Application context name	M	M(=)	U	C(=)
Destination address	M	M(=)		
Destination reference	U	C(=)		
Originating address	U	O		
Originating reference	U	C(=)		
Specific information	U	C(=)	U	C(=)
Responding address			U	C(=)
Result			M	M(=)
Refuse-reason			C	C(=)
Provider error				O

Application context name:

This parameter identifies the type of application context being established. If the dialogue is accepted the received application context name shall be echoed. In case of refusal of dialogue this parameter shall indicate the highest version supported.

Destination address:

A valid SCCP address identifying the destination peer entity (see also clause 6). As an implementation option, this parameter may also, in the indication, be implicitly associated with the service access point at which the primitive is issued.

Destination-reference:

This parameter is a reference which refines the identification of the called process. It may be identical to Destination address but its value is to be carried at MAP level. Table 7.3/2 describes the MAP services using this parameter. Only these services are allowed to use it.

Table 7.3/2: Use of the destination reference

MAP service	Reference type	Use of the parameter
MAP-REGISTER-SS	IMSI	Subscriber identity
MAP-ERASE-SS	IMSI	Subscriber identity
MAP-ACTIVATE-SS	IMSI	Subscriber identity
MAP-DEACTIVATE-SS	IMSI	Subscriber identity
MAP-INTERROGATE-SS	IMSI	Subscriber identity
MAP-REGISTER-PASSWORD	IMSI	Subscriber identity
MAP-PROCESS-UNSTRUCTURED-SS-REQUEST	IMSI	Subscriber identity
MAP-UNSTRUCTURED-SS-REQUEST	IMSI	Subscriber identity
MAP-UNSTRUCTURED-SS-NOTIFY	IMSI	Subscriber identity
MAP-FORWARD-SHORT-MESSAGE	IMSI (note)	Subscriber identity
MAP-REGISTER-CC-ENTRY	IMSI	Subscriber identity
MAP-ERASE-CC-ENTRY	IMSI	Subscriber identity

NOTE: Only when the IMSI and the LMSI are received together from the HLR in the mobile terminated short message transfer.

Originating address:

A valid SCCP address identifying the requestor of a MAP dialogue (see also clause 6). As an implementation option, this parameter may also, in the request, be implicitly associated with the service access point at which the primitive is issued.

Originating-reference:

This parameter is a reference which refines the identification of the calling process. It may be identical to the Originating address but its value is to be carried at MAP level. Table 7.3/3 describes the MAP services using the parameter. Only these services are allowed to use it. Processing of the Originating-reference shall be performed according to the supplementary service descriptions and other service descriptions, e.g. operator determined barring.

**Table 7.3/3: Use of the originating reference**

MAP service	Reference type	Use of the parameter
MAP-REGISTER-SS	ISDN-Address-String	Originated entity address
MAP-ERASE-SS	ISDN-Address-String	Originated entity address
MAP-ACTIVATE-SS	ISDN-Address-String	Originated entity address
MAP-DEACTIVATE-SS	ISDN-Address-String	Originated entity address
MAP-INTERROGATE-SS	ISDN-Address-String	Originated entity address
MAP-REGISTER-PASSWORD	ISDN-Address-String	Originated entity address
MAP-PROCESS-UNSTRUCTURED-SS-REQUEST	ISDN-Address-String	Originated entity address
MAP-REGISTER-CC-ENTRY	ISDN-Address-String	Originated entity address
MAP-ERASE-CC-ENTRY	ISDN-Address-String	Originated entity address

Specific information:

This parameter may be used for passing any user specific information. Establishment and processing of the Specific information is not specified by GSM and shall be performed according to operator specific requirements.

Responding address:

An address identifying the responding entity. The responding address is included if required by the context (e.g. if it is different from the destination address).

Result:

This parameter indicates whether the dialogue is accepted by the peer.

Refuse reason:

This parameter is only present if the Result parameter indicates that the dialogue is refused. It takes one of the following values:

- Application-context-not-supported;
- Invalid-destination-reference;
- Invalid-originating-reference;
- No-reason-given;
- Remote node not reachable;
- Potential version incompatibility.

### 7.3.2 MAP-CLOSE service

This service is used for releasing a previously established MAP dialogue. The service may be invoked by either MAP service-user depending on rules defined within the service-user. The service is an unconfirmed service with parameters as shown in table 7.3/4.

**Table 7.3/4: Service-primitives for the MAP-CLOSE service**

Parameters	Request	Indication
Release method	M	
Specific Information	U	C(=)

#### Release method:

This parameter can take the following two values:

- normal release; in this case the primitive is mapped onto the protocol and sent to the peer;
- prearranged end; in this case the primitive is not mapped onto the protocol. Prearranged end is managed independently by the two users, i.e. only the request type primitive is required in this case.

#### Specific information:

This parameter may be used for passing any user specific information. Establishment and processing of the Specific information is not specified by GSM GSM and shall be performed according to operator specific requirements.

### 7.3.3 MAP-DELIMITER service

This service is used to explicitly request the transfer of the MAP protocol data units to the peer entities.

See also subclause 7.4 and 7.5 for the detailed use of the MAP-DELIMITER service.

The service is an unconfirmed service with service-primitives as shown in table 7.3/5.

**Table 7.3/5: Service-primitives for the MAP-DELIMITER service**

Parameters	Request	Indication

### 7.3.4 MAP-U-ABORT service

This service enables the service-user to request the MAP dialogue to be aborted. The service is an unconfirmed service with service-primitives as shown in table 7.3/6.

**Table 7.3/6: Service-primitives for the MAP-U-ABORT service**

Parameters	Request	Indication
User reason	M	M(=)
Diagnostic information	U	C(=)
Specific information	U	C(=)

#### User reason:

This parameter can take the following values:

- resource limitation (congestion);  
the requested user resource is unavailable due to congestion;

- resource unavailable;  
the requested user resource is unavailable for reasons other than congestion;
- application procedure cancellation;  
the procedure is cancelled for reason detailed in the diagnostic information parameter;
- procedure error;  
processing of the procedure is terminated for procedural reasons.

Diagnostic information:

This parameter may be used to give additional information for some of the values of the user-reason parameter:

**Table 7.3/7: User reason and diagnostic information**

User reason	Diagnostic information
Resource limitation (congestion) Resource unavailable Application procedure cancellation	- Short term/long term problem Handover cancellation/ Radio Channel release/ Network path release/ Call release/ Associated procedure failure/ Tandem dialogue released/ Remote operations failure
Procedure error	-

Specific information:

This parameter may be used for passing any user specific information. Establishment and processing of the Specific information is not specified by GSM and shall be performed according to operator specific requirements.

### 7.3.5 MAP-P-ABORT service

This service enables the MAP service-provider to abort a MAP dialogue. The service is a provider-initiated service with service-primitive as shown in table 7.3/8.

**Table 7.3/8: Service-primitive for the MAP-P-ABORT service**

Parameters	Indication
Provider reason	M
Source	M

Provider reason:

This parameter indicates the reason for aborting the MAP dialogue:

- provider malfunction;
- supporting dialogue/transaction released;
- resource limitation;
- maintenance activity;
- version incompatibility;
- abnormal MAP dialogue.



Source:

This parameter indicates the source of the abort. For Transaction Capabilities (TC) applications the parameter may take the following values:

- MAP problem;
- TC problem;
- network service problem.

**Table 7.3/9: Values of provider reason and source parameters and examples of corresponding events**

Provider reason	Source	Corresponding event
Provider malfunction	MAP	Malfunction at MAP level at peer entity
	TC	"Unrecognised message type" or "Badly formatted transaction portion" or "Incorrect transaction portion" received in TC-P-ABORT "Abnormal dialogue"
	Network service	Malfunction at network service level at peer entity
Supporting dialogue/transaction released	TC	"Unrecognised transaction ID" received in TC-ABORT
Resource limitation	MAP	Congestion towards MAP peer service-user
	TC	"Resource limitation" received in TC-P-ABORT
Maintenance activity	MAP	Maintenance at MAP peer service-user
	Network service	Maintenance at network peer service level
Abnormal MAP dialogue	MAP	MAP dialogue is not in accordance with specified application context
Version incompatibility	TC	A Provider Abort indicating "No common dialogue portion" is received in the dialogue initiated state

### 7.3.6 MAP-NOTICE service

This service is used to notify the MAP service-user about protocol problems related to a MAP dialogue not affecting the state of the protocol machines.

The service is a provider-initiated service with service-primitive as shown in table 7.3/10.

**Table 7.3/10: Service-primitive for the MAP-NOTICE service**

Parameters	Indication
Problem diagnostic	M

Problem diagnostic:

This parameter can take one of the following values:

- abnormal event detected by the peer;
- response rejected by the peer;
- abnormal event received from the peer
- message cannot be delivered to the peer.

## 7.4 Sequencing of services

The sequencing of services is shown in figure 7.4/1 and is as follows:

### Opening:

The MAP-OPEN service is invoked before any user specific service-primitive is accepted. The sequence may contain none, one or several user specific service-primitives. If no user specific service-primitive is contained between the MAP-OPEN and the MAP-DELIMITER primitives, then this will correspond to sending an empty Begin message in TC. If more than one user specific service-primitive is included, all are to be sent in the same Begin message. The sequence ends with a MAP-DELIMITER primitive.

### Continuing:

This sequence may not be present in some MAP dialogues. If it is present, it ends with a MAP-DELIMITER primitive. If more than one user specific service-primitive is included, all are to be included in the same Continue message.

### Closing:

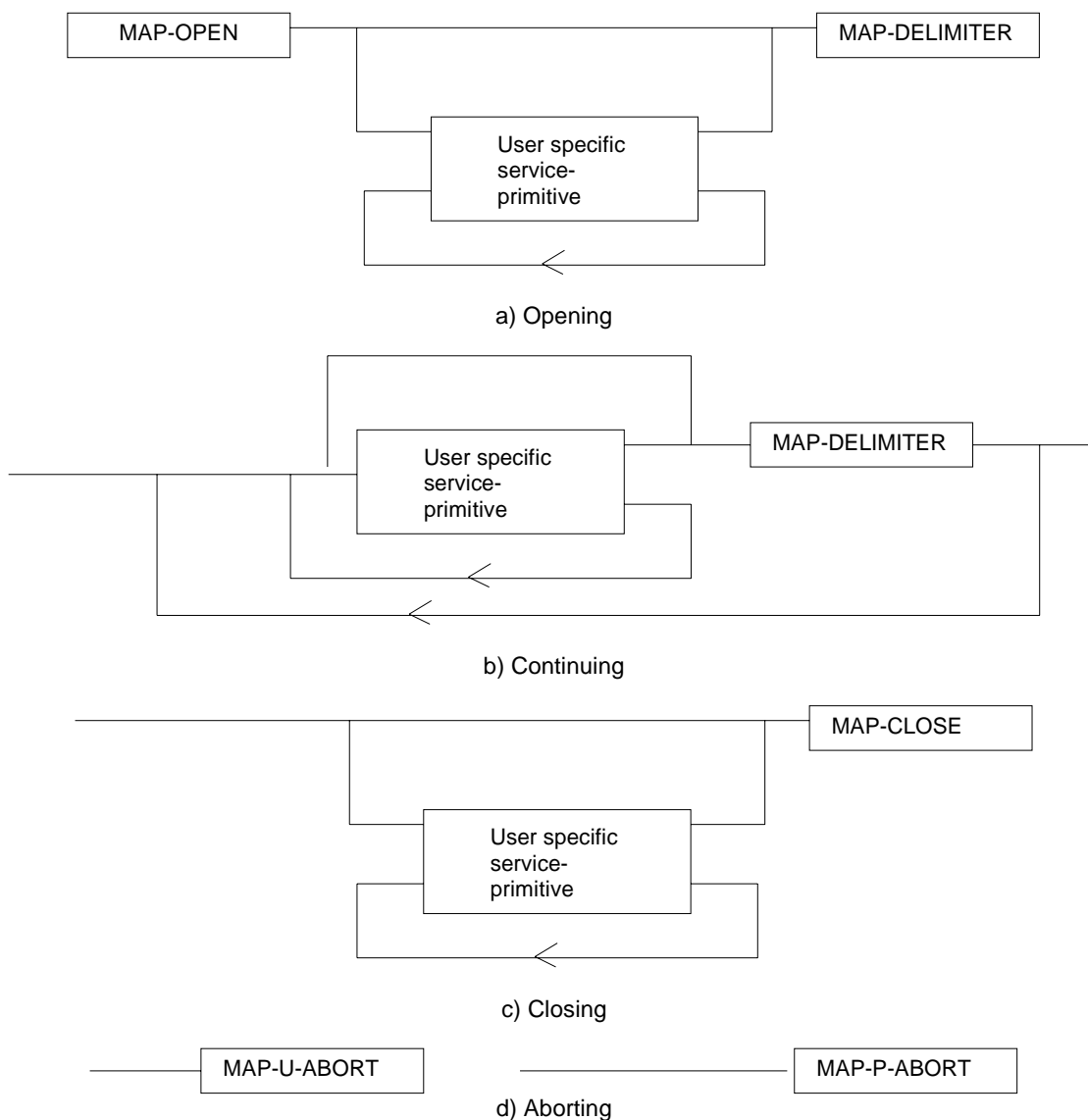
The sequence can only appear after an opening sequence or a continuing sequence. The sequence may contain none, one or several user specific service-primitives if the MAP-CLOSE primitive specifies normal release. If no user specific service-primitive is included, then this will correspond to sending an empty End message in TC. If more than one user specific service-primitive is included, all are to be sent in the same End message. If prearranged end is specified, the sequence cannot contain any user specific service-primitive. The MAP-CLOSE primitive must be sent after all user specific service-primitives have been delivered to the MAP service-provider.

### Aborting:

A MAP service-user can issue a MAP-U-ABORT primitive at any time after the MAP dialogue has been opened or as a response to an attempt to open a MAP dialogue.

The MAP service-provider may issue at any time a MAP-P-ABORT primitive towards a MAP service-user for which a MAP dialogue exists.

MAP-U-ABORT primitives and MAP-P-ABORT primitives terminate the MAP dialogue.



**Figure 7.4/1: Sequencing of services**

If the reason "resource unavailable (short term problem)" is indicated in the MAP-U-ABORT indication primitive, the MAP service-user may decide to attempt a new MAP dialogue establishment immediately.

Sequencing of user specific service-primitives is done by the MAP service-user and based on rules applicable for each MAP service-user instance.

A MAP-NOTICE indication primitive may be received at any time during the active period of a MAP dialogue.

## 7.5 General rules for mapping of services onto TC

### 7.5.1 Mapping of common services

Table 7.5/1 gives an overview of the mapping rules for mapping of common services onto TC-services. Table 7.5/2 gives the mapping rules for mapping of TC-services onto common services.

Protocol machine description is given in clauses 14 to 17.

**Table 7.5/1: Mapping of common services on to TC services**

MAP service-primitive	TC service-primitive
MAP-OPEN request (+ any user specific service primitives) + MAP-DELIMITER request	TC-BEGIN request (+ component handling primitives)
MAP-OPEN response (+ any user specific service primitives) + MAP-DELIMITER request	TC-CONTINUE request (note) (+ component handling primitives)
(any user specific service primitives) + MAP-DELIMITER request	TC-CONTINUE request (+ component handling primitives)
(any user specific service primitives) + MAP-CLOSE request	TC-END request (+ component handling primitives)
MAP-U-ABORT request	TC-U-ABORT request

NOTE: or TC-END if the MAP-CLOSE request has been received before the MAP-DELIMITER request.

**Table 7.5/2: Mapping of TC services on to common service**

TC service-primitive	MAP service-primitive
TC-BEGIN indication (+ component handling primitives)	MAP-OPEN indication (+ user specific service primitives) + MAP-DELIMITER indication (note 1)
TC-CONTINUE indication (+ component handling primitives)	First time: MAP-OPEN confirm (+ user specific service primitives) + MAP-DELIMITER indication (note 1)  Subsequent times: (user specific service primitives) + MAP-DELIMITER indication (note 1)
TC-END indication (+ component handling primitives)	MAP-OPEN confirm (note 6) (user specific service primitives) + MAP-CLOSE indication
TC-U-ABORT indication	MAP-U-ABORT indication or MAP-P-ABORT indication (note 2) MAP-OPEN confirmation (note 3)
TC-P-ABORT indication	MAP-P-ABORT indication (note 4) MAP-OPEN confirmation (note 5)

NOTE 1: It may not be necessary to present this primitive to the user for MAP version 2 applications.

NOTE 2: The mapping depends on whether the TC-U-ABORT indication primitive contains a MAP-abort-PDU from the remote MAP service-provider or a MAP-user-abort-PDU from the remote MAP service-user.

NOTE 3: Only if the opening sequence is pending and if the "Abort Reason" in the TC-U-ABORT indication is set to "Application Context Not Supported".

NOTE 4: If the "Abort Reason" in the TC-P-ABORT indication is set to a value different from "Incorrect Transaction Portion".

NOTE 5: Only if the opening sequence is pending and if the "Abort Reason" in the TC-P-ABORT indication is set to "Incorrect Transaction Portion".

NOTE 6: Only if opening sequence is pending.

## 7.5.2 Mapping of user specific services

Table 7.5/3 gives the general mapping rules which apply to mapping of MAP user specific services onto TC services and table 7.5/4 gives the similar rules for mapping of TC services onto MAP user specific services. Detailed mapping is given in clauses 14 to 17.

**Table 7.5/3: Mapping of MAP user specific services onto TC services**

MAP service-primitive	TC-service-primitive
MAP-xx request	TC-INVOKE request
MAP-xx response (note 1)	TC-RESULT-L request TC-U-ERROR request TC-U-REJECT request TC-INVOKE request (note 2)

**Table 7.5/4: Mapping of TC services onto MAP user specific services**

TC-service-primitive	MAP service-primitive
TC-INVOKE indication	MAP-xx indication
TC-RESULT-L indication (note 4) TC-U-ERROR indication TC-INVOKE indication (note 2) TC-L-CANCEL indication	MAP-xx confirm
TC-U-REJECT indication TC-L-REJECT indication TC-R-REJECT indication	MAP-xx confirm or MAP-NOTICE indication (note 3)

Notes to tables 7.5/3 and 7.5/4:

NOTE 1: The mapping is determined by parameters contained in the MAP-xx response primitive.

NOTE 2: This applies only to TC class 4 operations where the operation is used to pass a result of another class 2 or class 4 operation.

NOTE 3: The detailed mapping rules are given in clause 16.

NOTE 4: If RESULT-NL components are present they are mapped on to the same MAP-xx confirm.

## 7.6 Definition of parameters

Following is an alphabetic list of parameters used in the common MAP-services in subclause 7.3:

Application context name	7.3.1	Refuse reason	7.3.1
Destination address	7.3.1	Release method	7.3.2
Destination reference	7.3.1	Responding address	7.3.1
Diagnostic information	7.3.4	Result	7.3.1
Originating address	7.3.1	Source	7.3.5
Originating reference	7.3.1	Specific information	7.3.1/7.3.2/7.3.4
Problem diagnostic	7.3.6	User reason	7.3.4
Provider reason	7.3.5		

Following is an alphabetic list of parameters contained in this clause:

Absent Subscriber Diagnostic SM	7.6.8.9	Invoke Id	7.6.1.1
Access connection status	7.6.9.3	ISDN Bearer Capability	7.6.3.41
Access signalling information	7.6.9.5	Kc	7.6.7.4
Additional Absent Subscriber Diagnostic SM	7.6.8.12	Linked Id	7.6.1.2
Additional number	7.6.2.46	LMSI	7.6.2.16
Additional signal info	7.6.9.10	Location Information	7.6.2.30
Additional SM Delivery Outcome	7.6.8.11	Location update type	7.6.9.6
Alert Reason	7.6.8.8	Lower Layer Compatibility	7.6.3.42
Alert Reason Indicator	7.6.8.10	LSA Information	7.6.3.56
Alerting Pattern	7.6.3.44	LSA Information Withdraw	7.6.3.58
All GPRS Data	7.6.3.53	Mobile Not Reachable Reason	7.6.3.51
All Information Sent	7.6.1.5	More Messages To Send	7.6.8.7
APN	7.6.2.42	MS ISDN	7.6.2.17
Authentication set list	7.6.7.1	MSC number	7.6.2.11
B-subscriber Address	7.6.2.36	MSISdn-Alert	7.6.2.29
B subscriber Number	7.6.2.48	MWD status	7.6.8.3
B subscriber subaddress	7.6.2.49	Network Access Mode	7.6.3.50
Basic Service Group	7.6.4.40	Network node number	7.6.2.43
Bearer service	7.6.4.38	Network resources	7.6.10.1
BSS-apdu	7.6.9.1	Network signal information	7.6.9.8
Call barring feature	7.6.4.19	New password	7.6.4.20
Call barring information	7.6.4.18	No reply condition timer	7.6.4.7
Call Direction	7.6.5.8	North American Equal Access preferred Carrier Id	7.6.2.34
Call Info	7.6.9.9	Number Portability Status	7.6.5.14
Call reference	7.6.5.1	ODB General Data	7.6.3.9
Called number	7.6.2.24	ODB HPLMN Specific Data	7.6.3.10
Calling number	7.6.2.25	OMC Id	7.6.2.18
CAMEL Subscription Info Withdraw	7.6.3.38	Originally dialled number	7.6.2.26
Cancellation Type	7.6.3.52	Originating entity number	7.6.2.10
Category	7.6.3.1	Override Category	7.6.4.4
CCBS Feature	7.6.5.8	P-TMSI	7.6.2.47
Channel Type	7.6.5.9	PDP-Address	7.6.2.45
Chosen Channel	7.6.5.10	PDP-Context identifier	7.6.3.55
Ciphering mode	7.6.7.7	PDP-Type	7.6.2.44
Cksn	7.6.7.5	Previous location area Id	7.6.2.4
CLI Restriction	7.6.4.5	Protocol Id	7.6.9.7
CM service type	7.6.9.2	Provider error	7.6.1.3
Complete Data List Included	7.6.3.54	QoS-Subscribed	7.6.3.47
CUG feature	7.6.3.26	Rand	7.6.7.2
CUG index	7.6.3.25	Regional Subscription Data	7.6.3.11
CUG info	7.6.3.22	Regional Subscription Response	7.6.3.12
CUG interlock	7.6.3.24	Requested Info	7.6.3.31
CUG Outgoing Access indicator	7.6.3.8	Roaming number	7.6.2.19
CUG subscription	7.6.3.23	Roaming Restricted In SGSN Due To Unsupported Feature	7.6.3.49
CUG Subscription Flag	7.6.3.37	Roaming Restriction Due To Unsupported Feature	7.6.3.13
Current location area Id	7.6.2.6	Service centre address	7.6.2.27
Current password	7.6.4.21	Serving Cell Id	7.6.2.37
eMLPP Information	7.6.4.41	SGSN address	7.6.2.39
Equipment status	7.6.3.2	SGSN number	7.6.2.38
Extensible Basic Service Group	7.6.3.5	SIWF Number	7.6.2.35
Extensible Bearer service	7.6.3.3	SoLSA Support Indicator	7.6.3.57
Extensible Call barring feature	7.6.3.21	SM Delivery Outcome	7.6.8.6
Extensible Call barring information	7.6.3.20	SM-RP-DA	7.6.8.1
Extensible Forwarding feature	7.6.3.16	SM-RP-MTI	7.6.8.16
Extensible Forwarding info	7.6.3.15	SM-RP-OA	7.6.8.2
Extensible Forwarding Options	7.6.3.18	SM-RP-PRI	7.6.8.5
Extensible No reply condition timer	7.6.3.19	SM-RP-SMEA	7.6.8.17
Extensible SS-Data	7.6.3.29	SM-RP-UI	7.6.8.4
Extensible SS-Info	7.6.3.14	Sres	7.6.7.3
Extensible SS-Status	7.6.3.17	SS-Code	7.6.4.1
Extensible Teleservice	7.6.3.4	SS-Data	7.6.4.3

External Signal Information	7.6.9.4	SS-Event	7.6.4.42
Forwarded-to number	7.6.2.22	SS-Event-Data	7.6.4.43
Forwarded-to subaddress	7.6.2.23	SS-Info	7.6.4.24
Forwarding feature	7.6.4.16	SS-Status	7.6.4.2
Forwarding information	7.6.4.15	Stored location area Id	7.6.2.5
Forwarding Options	7.6.4.6	Subscriber State	7.6.3.30
GGSN address	7.6.2.40	Subscriber Status	7.6.3.7
GGSN number	7.6.2.41	Supported CAMEL Phases	7.6.3.36
GMSC CAMEL Subscription Info	7.6.3.34	Suppress T-CSI	7.6.3.33
GPRS Node Indicator	7.6.8.14	Suppression of Announcement	7.6.3.32
GPRS Subscription Data	7.6.3.46	Target cell Id	7.6.2.8
GPRS Subscription Data Withdraw	7.6.3.45	Target location area Id	7.6.2.7
GPRS Support Indicator	7.6.8.15	Target MSC number	7.6.2.12
Group Id	7.6.2.33	Teleservice	7.6.4.39
GSM bearer capability	7.6.3.6	TMSI	7.6.2.2
Guidance information	7.6.4.22	Trace reference	7.6.10.2
Handover number	7.6.2.21	Trace type	7.6.10.3
High Layer Compatibility	7.6.3.43	User error	7.6.1.4
HLR Id	7.6.2.15	USSD Data Coding Scheme	7.6.4.36
HLR number	7.6.2.13	USSD String	7.6.4.37
HO-Number Not Required	7.6.6.7	UU Data	7.6.5.12
IMEI	7.6.2.3	UUS CF Interaction	7.6.5.13
IMSI	7.6.2.1	VBS Data	7.6.3.40
Inter CUG options	7.6.3.27	VGCS Data	7.6.3.39
Intra CUG restrictions	7.6.3.28	VLR CAMEL Subscription Info	7.6.3.35
		VLR number	7.6.2.14
		VPLMN address allowed	7.6.3.48
		Zone Code	7.6.2.28

## 7.6.1 Common parameters

The following set of parameters are used in several MAP service-primitives.

### 7.6.1.1 Invoke Id

This parameter identifies corresponding service primitives. The parameter is supplied by the MAP service-user and must be unique over each service-user/service-provider interface.

### 7.6.1.2 Linked Id

This parameter is used for linked services and it takes the value of the invoke Id of the service linked to.

### 7.6.1.3 Provider error

This parameter is used to indicate a protocol related type of error:

- duplicated invoke Id;
- not supported service;
- mistyped parameter;
- resource limitation;
- initiating release, i.e. the peer has already initiated release of the dialogue and the service has to be released;
- unexpected response from the peer;
- service completion failure;
- no response from the peer;
- invalid response received.

#### 7.6.1.4 User error

This parameter can take values as follows:

NOTE: The values are grouped in order to improve readability; the grouping has no other significance.

a) Generic error:

- system failure, i.e. a task cannot be performed because of a problem in another entity. The type of entity or network resource may be indicated by use of the network resource parameter;
- data missing, i.e. an optional parameter required by the context is missing;
- unexpected data value, i.e. the data type is formally correct but its value or presence is unexpected in the current context;
- resource limitation;
- initiating release, i.e. the receiving entity has started the release procedure;
- facility not supported, i.e. the requested facility is not supported by the PLMN;
- incompatible terminal, i.e. the requested facility is not supported by the terminal.

b) Identification or numbering problem:

- unknown subscriber, i.e. no such subscription exists;
- number changed, i.e. the subscription does not exist for that number any more;
- unknown MSC;
- unidentified subscriber, i.e. if the subscriber is not contained in the database and it has not or cannot be established whether or not a subscription exists;
- unallocated roaming number;
- unknown equipment;
- unknown location area.

c) Subscription problem:

- roaming not allowed, i.e. a location updating attempt is made in an area not covered by the subscription;
- illegal subscriber, i.e. illegality of the access has been established by use of authentication procedure;
- bearer service not provisioned;
- teleservice not provisioned;
- illegal equipment, i.e. the IMEI check procedure has shown that the IMEI is blacklisted or not whitelisted.

d) Handover problem:

- no handover number available;
- subsequent handover failure, i.e. handover to a third MSC failed for some reason.

e) Operation and maintenance problem:

- tracing buffer full, i.e. tracing cannot be performed because the tracing capacity is exceeded.



## f) Call set-up problem:

- no roaming number available, i.e. a roaming number cannot be allocated because all available numbers are in use;
- absent subscriber, i.e. the subscriber has activated the detach service or the system detects the absence condition. This error may be qualified to indicate whether the subscriber was IMSI detached, in a restricted area or did not respond to paging;
- busy subscriber. This error may be qualified to indicate that the subscriber was busy due to CCBS and that CCBS is possible;
- no subscriber reply;
- forwarding violation, i.e. the call has already been forwarded the maximum number of times that is allowed;
- CUG reject, i.e. the call does not pass a CUG check; additional information may also be given in order to indicate rejection due to e.g. incoming call barred or non-CUG membership.
- call barred. Optionally, additional information may be included for indicating either that the call meets a barring condition set by the subscriber or that the call is barred for operator reasons. In case of barring of Mobil Terminating Short Message, the additional information may indicate a barring condition due to «unauthorised Message Originator».
- optimal routeing not allowed, i.e. the entity which sends the error does not support optimal routeing, or the HLR will not accept an optimal routeing interrogation from the GMSC, or the call cannot be optimally routed because it would contravene optimal routeing constraints.
- forwarding failed, i.e. the GMSC interrogated the HLR for forwarding information but the HLR returned an error.

## g) Supplementary services problem:

- call barred;
- illegal SS operation;
- SS error status;
- SS not available;
- SS subscription violation;
- SS incompatibility;
- negative password check;
- password registration failure;
- Number of Password Attempts;
- USSD Busy;
- Unknown Alphabet.
- short term denial;
- long term denial.

For definition of these errors see GSM 04.80.

## h) Short message problem:

- SM delivery failure with detailed reason as follows:
  - memory capacity exceeded;
  - MS protocol error;
  - MS not equipped;
  - unknown service centre (SC);
  - SC congestion;
  - invalid SME address;
  - subscriber is not an SC subscriber;
  - and possibly detailed diagnostic information, coded as specified in TS GSM 03.40, under SMS-SUBMIT-REPORT and SMS-DELIVERY-REPORT. If the SM entity which returns the SM Delivery Failure error includes detailed diagnostic information, it shall be forwarded in the MAP\_MO\_FORWARD\_SHORT\_MESSAGE and in the MAP\_MT\_FORWARD\_SHORT\_MESSAGE response.
- message waiting list full, i.e. no further SC address can be added to the message waiting list;
- Subscriber busy for MT SMS, i.e. the mobile terminated short message transfer cannot be completed because:
  - another mobile terminated short message transfer is going on and the delivery node does not support message buffering; or
  - another mobile terminated short message transfer is going on and it is not possible to buffer the message for later delivery; or
  - the message was buffered but it is not possible to deliver the message before the expiry of the buffering time defined in GSM 03.40;
- Absent Subscriber SM, i.e. the mobile terminated short message transfer cannot be completed because the network cannot contact the subscriber. Diagnostic information regarding the reason for the subscriber's absence may be included with this error.

## i) Location services problem:

- Unauthorized Requesting Network
- Unauthorized LCS Client with detailed reason as follows
- Unauthorized Privacy Class
- Unauthorized Call Unrelated External Client
- Unauthorized Call Related External Client
- Privacy override not applicable
- Position method failure with detailed reason as follows:
  - Congestion
  - Insufficient resources
  - Insufficient Measurement Data
  - Inconsistent Measurement Data
  - Location procedure not completed

- Location procedure not supported by target MS
- QoS not attainable
- Position Method Not Available in Network
- Position Method Not Available in Location Area
- Unknown or unreachable LCS Client

#### 7.6.1.5 All Information Sent

This parameter indicates to the receiving entity when the sending entity has sent all necessary information.

### 7.6.2 Numbering and identification parameter

#### 7.6.2.1 IMSI

This parameter is the International Mobile Subscriber Identity defined in GSM 03.03.

#### 7.6.2.2 TMSI

This parameter is the Temporary Mobile Subscriber Identity defined in GSM 03.03.

#### 7.6.2.3 IMEI

This parameter is the International Mobile Equipment Identity defined in GSM 03.03.

#### 7.6.2.4 Previous location area Id

This parameter refers to the identity of the location area from which the subscriber has roamed.

#### 7.6.2.5 Stored location area Id

This parameter refers to the location area where the subscriber is assumed to be located.

#### 7.6.2.6 Current location area Id

This parameter is used to indicate the location area in which the subscriber is currently located.

#### 7.6.2.7 Target location area Id

This parameter refers to the location area into which the subscriber intends to roam.

#### 7.6.2.8 Target cell Id

This parameter refers to the identity of the cell to which a call has to be handed over.

#### 7.6.2.9 Void

#### 7.6.2.10 Originating entity number

This parameter refers to an application layer identification of a system component in terms of its associated ISDN number.

#### 7.6.2.11 MSC number

This parameter refers to the ISDN number of an MSC.

#### 7.6.2.12 Target MSC number

This parameter refers to the ISDN number of an MSC to which a call has to be handed over.

#### 7.6.2.13 HLR number

This parameter refers to the ISDN number of an HLR.

#### 7.6.2.14 VLR number

This parameter refers to the ISDN number of a VLR.

#### 7.6.2.15 HLR Id

This parameter refers to the identity of an HLR derived from the IMSI defined in CCITT Recommendation E.212.

#### 7.6.2.16 LMSI

This parameter refers to a local identity allocated by the VLR to a given subscriber for internal management of data in the VLR. LMSI shall not be sent to the SGSN.

#### 7.6.2.17 MS ISDN

This parameter refers to one of the ISDN numbers assigned to a mobile subscriber in accordance with CCITT Recommendation E.213.

#### 7.6.2.18 OMC Id

This parameter refers to the identity of an operation and maintenance centre.

#### 7.6.2.19 Roaming number

This parameter refers to the roaming number as defined in CCITT Recommendation E.213.

#### 7.6.2.20 Void

#### 7.6.2.21 Handover number

This parameter refers to the number used for routing a call between MSCs during handover.

#### 7.6.2.22 Forwarded-to number

This parameter refers to the address to which a call is to be forwarded. This may include a subaddress. For subscribers having an originating CAMEL Phase 2 subscription this address need not be in non-E.164 international format.

#### 7.6.2.23 Forwarded-to subaddress

This parameter refers to the sub-address attached to the address to which a call is to be forwarded.

#### 7.6.2.24 Called number

This parameter refers to a called party number as defined in CCITT Recommendation Q.767.

#### 7.6.2.25 Calling number

This parameter refers to a calling party number as defined in CCITT Recommendation Q.767.

#### 7.6.2.26 Originally dialled number

This parameter refers to the number dialled by the calling party in order to reach a mobile subscriber.

#### 7.6.2.27 Service centre address

This parameter represents the address of a Short Message Service Centre.

#### 7.6.2.28 Zone Code

This parameter is used to define location areas into which the subscriber is allowed or not allowed to roam (regional subscription). With a complete list of Zone Codes the VLR or the SGSN is able to determine for all its location areas whether roaming is allowed or not.

#### 7.6.2.29 MSISdn-Alert

This parameter refers to the MSISDN stored in a Message Waiting Data File in the HLR. It is used to alert the Service Centre when the MS is again attainable.

#### 7.6.2.30 Location Information

This parameter indicates the location of the served subscriber as defined in GSM 03.18.

#### 7.6.2.31 GMSC Address

This parameter refers to the E.164 address of a GMSC.

#### 7.6.2.32 VMSC Address

This parameter refers to the E.164 address of a VMSC.

#### 7.6.2.33 Group Id

This parameter is used to describe groups a subscriber can be member of. A subscriber can partake in all group calls (VBS/VGCS) where he subscribed to the respective groups.

#### 7.6.2.34 North American Equal Access preferred Carrier Id

This parameter refers to the carrier identity preferred by the subscriber for calls requiring routing via an interexchange carrier. This identity is used at:

- outgoing calls: when the subscriber does not specify at call setup a carrier identity;
- forwarded calls: when a call is forwarded by the subscriber;
- incoming calls: applicable to the roaming leg of the call.

#### 7.6.2.35 SIWFS Number

This parameter refers to the number used for routing a call between the MSC and the SIWFS (used by ISUP).

#### 7.6.2.36 B-subscriber address

This parameter refers to the address used by the SIWFS to route the outgoing call from the SIWFS to either the B-subscriber in case the non-loop method or back to the VMSC in case of the loop method.

#### 7.6.2.37 Serving cell Id

This parameter indicates the cell currently being used by the served subscriber.

**7.6.2.38 SGSN number**

This parameter refers to the ISDN number of a SGSN.

**7.6.2.39 SGSN address**

This parameter refers to the IP-address of a SGSN. This parameter is defined in GSM 03.03.

**7.6.2.40 GGSN address**

This parameter refers to the IP-address of a GGSN. This parameter is defined in GSM 03.03.

**7.6.2.41 GGSN number**

This parameter refers to the ISDN number of a GGSN or the ISDN number of the protocol-converter if a protocol-converting GSN is used between the GGSN and the HLR..

**7.6.2.42 APN**

This parameter refers to the DNS name of a GGSN. This parameter is defined in GSM 03.60.

**7.6.2.43 Network Node number**

This parameter refers either to the ISDN number of SGSN or to the ISDN number of MSC.

**7.6.2.44 PDP-Type**

This parameter indicates which type of protocol is used by the MS as defined in GSM 03.60.

**7.6.2.45 PDP-Address**

This parameter indicates the address of the data protocol as defined in GSM 03.60.

**7.6.2.46 Additional number**

This parameter can refer either to the SGSN number or to the MSC number.

**7.6.2.47 P-TMSI**

This parameter is the Packet Temporary Mobile Subscriber Identity defined in GSM 03.03.

**7.6.2.48 B-subscriber number**

This parameter refers to the number of the destination B dialled by the A user. This may include a subaddress.

**7.6.2.49 B-subscriber subaddress**

This parameter refers to the sub-address attached to the destination B dialled by the A user.

#### 7.6.2.50 LMU Number

This parameter refers to a local number assigned to an LMU by an SMLC.

#### 7.6.2.51 MLC Number

This parameter refers to the ISDN (E.164) number of an MLC.

### 7.6.3 Subscriber management parameters

#### 7.6.3.1 Category

This parameter refers to the calling party category as defined in CCITT Recommendation Q.767.

#### 7.6.3.2 Equipment status

This parameter refers to the status of the mobile equipment as defined in GSM 02.16.

#### 7.6.3.3 Extensible Bearer service

This parameter may refer to a single bearer service, a set of bearer services or to all bearer services as defined in TS GSM 02.02. This parameter is used only for subscriber profile management. Extensible Bearer service values include all values defined for a Bearer service parameter (7.6.4.38).

#### 7.6.3.4 Extensible Teleservice

This parameter may refer to a single teleservice, a set of teleservices or to all teleservices as defined in TS GSM 02.03. This parameter is used only for subscriber profile management. Extensible Teleservice values include all values defined for a Teleservice parameter (7.6.4.39).

#### 7.6.3.5 Extensible Basic Service Group

This parameter refers to the Basic Service Group either as an extensible bearer service (see subclause 7.6.3.3) or an extensible teleservice (see subclause 7.6.3.4). This parameter is used only for subscriber profile management. The null value (i.e. neither extensible bearer service nor extensible teleservice) is used to denote the group containing all extensible bearer services and all extensible teleservices.

#### 7.6.3.6 GSM bearer capability

This parameter refers to the GSM bearer capability information element defined in GSM 04.08.

#### 7.6.3.7 Subscriber Status

This parameter refers to the barring status of the subscriber:

- service granted;
- Operator Determined Barring.

#### 7.6.3.8 CUG Outgoing Access indicator

This parameter represents the Outgoing Access as defined in ETS 300 136.

### 7.6.3.9 Operator Determined Barring General Data

This parameter refers to the set of subscribers features that the network operator or the service provider can regulate. This set only includes those limitations that can be controlled in the VLR or in the SGSN:

- All outgoing calls barred; (\*)
- International outgoing calls barred; (\*)
- International outgoing calls except those to the home PLMN country barred; (\*)
- Interzonal outgoing calls barred; (\*)
- Interzonal outgoing calls except those to the home PLMN country barred; (\*)
- Interzonal outgoing calls AND international outgoing calls except those directed to the home PLMN country barred; (\*)
- Premium rate (information) outgoing calls barred;
- Premium rate (entertainment) outgoing calls barred;
- Supplementary service access barred;
- Invocation of call transfer barred;
- Invocation of chargeable call transfer barred;
- Invocation of internationally chargeable call transfer barred;
- Invocation of interzonally chargeable call transfer barred;
- Invocation of call transfer where both legs are chargeable barred.

(\*) Only these ODBs are supported by the SGSN. The SGSN applies them only for short message transfer.

### 7.6.3.10 ODB HPLMN Specific Data

This parameter refers to the set of subscribers features that the network operator or the service provider can regulate only when the subscriber is registered in the HPLMN. This set only includes those limitations that can be controlled in the VLR or in the SGSN:

- Operator Determined Barring Type 1;
- Operator Determined Barring Type 2;
- Operator Determined Barring Type 3;
- Operator Determined Barring Type 4.

### 7.6.3.11 Regional Subscription Data

This parameter defines the regional subscription area in which the subscriber is allowed to roam. It consists of a list of Zone Codes (see subclause 7.6.2.28).

### 7.6.3.12 Regional Subscription Response

This parameter indicates either that the regional subscription data cannot be handled or that the current MSC or SGSN area is entirely restricted because of regional subscription.

### 7.6.3.13 Roaming Restriction Due To Unsupported Feature

This parameter defines that a subscriber is not allowed to roam in the current MSC area. It may be used by the HLR if a feature or service is indicated as unsupported by the VLR.



### 7.6.3.14 Extensible SS-Info

This parameter refers to all the information related to a supplementary service and is a choice between:

- extensible forwarding information (see subclause 7.6.3.15);
- extensible call barring information (see subclause 7.6.3.20);
- CUG info (see subclause 7.6.3.22);
- extensible SS-Data (see subclause 7.6.3.29).

### 7.6.3.15 Extensible Forwarding information

This parameter represents the information related to each call forwarding service:

- the SS-Code of the relevant call forwarding service (see subclause 7.6.4.1);
- if required, a list of extensible forwarding feature parameters (see subclause 7.6.3.16).

The list may contain one item per Basic Service Group.

### 7.6.3.16 Extensible Forwarding feature

This parameter applies to each combination of call forwarding service and Basic Service Group and contains the following information, as required:

- extensible Basic Service Group (see subclause 7.6.3.5);
- extensible SS-Status (see subclause 7.6.3.17);
- forwarded-to number (see subclause 7.6.2.22);
- forwarded-to subaddress (see subclause 7.6.2.23);
- extensible forwarding options (see subclause 7.6.3.18);
- extensible no reply condition timer (see subclause 7.6.4.19).

### 7.6.3.17 Extensible SS-Status

This parameter refers to the state information of individual supplementary services as defined in TS GSM 03.11.

### 7.6.3.18 Extensible Forwarding Options

This parameter refers to a set of forwarding options attached to a supplementary service. It contains the following informations:

- notification to forwarding party (see TS GSM 02.82 for the meaning of this parameter);
- redirection notification to the forwarded-to party (see TS GSM 02.82 for the meaning of this parameter);
- notification to calling party (see TS GSM 02.82 for the meaning of this parameter);
- redirecting presentation (see TS GSM 02.82 for the meaning of this parameter);
- Forwarding reason (see TS GSM 02.82 for the meaning of this parameter).

### 7.6.3.19 Extensible No reply condition timer

This parameter refers to the extensible no reply condition timer for call forwarding on no reply.

### 7.6.3.20 Extensible Call barring information

This parameter contains for each call barring service:

- SS-Code (see subclause 7.6.4.1);
- a list of extensible call barring feature parameters (see subclause 7.6.3.21).

The list may contain one item per Basic Service Group.

### 7.6.3.21 Extensible Call barring feature

This parameter gives the status of call barring services as applicable to each Basic Service Group. The parameter contains the following information:

- Extensible Basic Service Group (see subclause 7.6.3.5);
- provisioned SS-Status (see subclause 7.6.3.17).

### 7.6.3.22 CUG info

This parameter refers to the overall information required for operation for each CUG:

- CUG subscriptionList;
- CUG featureList.

### 7.6.3.23 CUG subscription

This parameter refers to the set of basic information for each CUG defined in that subscription. The following information is stored:

- CUG index;
- CUG interlock;
- Intra CUG restrictions;
- Basic Service Group List.

### 7.6.3.24 CUG interlock

This parameter represents the CUG interlock code defined in ETS 300 138.

### 7.6.3.25 CUG index

This parameter represents the CUG index defined in ETS 300 138.

### 7.6.3.26 CUG feature

This parameter contains two parameters which are associated with the Basic Service Group. If the Basic Service Group Code is not present the feature applies to all Basic Services. The following parameters are included:

- Preferential CUG indicator:  
indicates which CUG index is to be used at outgoing call set-up using the associated Basic Service Group;
- Inter CUG Option:  
describes whether it for the associated Basic Service Group is allowed to make calls outside the CUG and whether incoming calls are allowed;
- Basic Service Group.

See TS GSM 02.85 for meaning of this parameter.

### 7.6.3.27 Inter CUG options

This parameter indicates the subscribers ability to make and receive calls outside a specific closed user group. It takes any of the following values:

- CUG only facility (only calls within CUG are allowed);
- CUG with outgoing access (calls outside CUG allowed);
- CUG with incoming access (calls from outside CUG into CUG allowed);
- CUG with both incoming and outgoing access (all calls allowed).

### 7.6.3.28 Intra CUG restrictions

This parameter describes whether or not the subscriber is allowed to originate calls to or to receive calls from within the CUG. It can take any of the following values:

- no CUG restrictions;
- CUG incoming calls barred;
- CUG outgoing calls barred.

### 7.6.3.29 Extensible SS-Data

This parameter refers to the necessary set of information required in order to characterise one supplementary service:

- SS-Code (see subclause 7.6.4.1);
- Extensible SS-Status (if applicable) (see subclause 7.6.3.17);
- Extensible Override subscription option (if applicable) (see subclause 7.6.3.30);
- Extensible CLI Restriction (if applicable) (see subclause 7.6.3.31);
- Extensible Basic Service Group Code (see subclause 7.6.3.5).

### 7.6.3.30 Subscriber State

This parameter indicates the state of the MS as defined in GSM 03.18.

### 7.6.3.31 Requested Info

This parameter indicates the subscriber information being requested as defined in GSM 03.18.

### 7.6.3.32 Suppression of Announcement

This parameter indicates if the announcement or tones shall be suppressed as defined in GSM 03.78.

### 7.6.3.33 Suppress T-CSI

This parameter is used to suppress the invocation of terminating CAMEL services.

### 7.6.3.34 GMSC CAMEL Subscription Info

This parameter contains CAMEL subscription information, i.e.O-CSI and/or T-CSI, which indicates to the GMSC that originating and/or terminating CAMEL services shall be invoked for the incoming call.

### 7.6.3.35 VLR CAMEL Subscription Info

This parameter identifies the subscriber as having CAMEL services which are invoked in the MSC.

### 7.6.3.36 Supported CAMEL Phases

This parameter indicates which phases of CAMEL are supported.

### 7.6.3.37 CUG Subscription Flag

This parameter indicates a that a subscriber with a T-CSI also has a CUG subscription. It is defined in TS GSM 03.78.

### 7.6.3.38 CAMEL Subscription Info Withdraw

This parameter indicates that CAMEL Subscription Info shall be deleted from the VLR.

### 7.6.3.39 Voice Group Call Service (VGCS) Data

This parameter refers to one or more groups a subscriber may be member of for voice group calls.

### 7.6.3.40 Voice Broadcast Service (VBS) Data

This parameter refers to one or more groups a subscriber may be member of for the voice broadcast service. Per group it is further indicated whether the subscriber is only allowed to listen to respective group calls or whether he is in addition entitled to initiate respective voice broadcast calls.

### 7.6.3.41 ISDN bearer capability

This parameter refers to the ISDN bearer capability information element defined in GSM 09.07.

### 7.6.3.42 Lower layer Compatibility

This parameter refers to the lower layer compatibility information element defined in GSM 04.08.

### 7.6.3.43 High Layer Compatibility

This parameter refers to the high layer compatibility information element defined in GSM 04.08.

### 7.6.3.44 Alerting Pattern

This parameter is an indication that can be used by the MS to alert the user in a specific manner in case of mobile terminating traffic (switched call or USSD). That indication can be an alerting level or an alerting category.

### 7.6.3.45 GPRS Subscription Data Withdraw

This parameter indicates that GPRS Subscription Data shall be deleted from the SGSN.

### 7.6.3.46 GPRS Subscription Data

This parameter refers to the list of PDP-Contexts that subscriber has subscribed to.

### 7.6.3.47 QoS-Subscribed

This parameter indicates the quality of service subscribed for a certain service. It is defined in GSM 03.60.

#### 7.6.3.48 VPLMN address allowed

This parameter specifies whether the MS is allowed to use a dynamic address allocated in the VPLMN. It is defined in GSM 03.60.

#### 7.6.3.49 Roaming Restricted In SGSN Due To Unsupported Feature

This parameter defines that a subscriber is not allowed to roam in the current SGSN area. It may be used by the HLR if a feature or service is indicated as unsupported by the SGSN.

#### 7.6.3.50 Network Access Mode

This parameter is defined in GSM 03.08.

#### 7.6.3.51 Mobile Not Reachable Reason

This parameter stores the reason for the MS being absent when an attempt to deliver a short message to an MS fails at the MSC, SGSN or both. It is defined in TS GSM 03.40.

#### 7.6.3.52 Cancellation Type

This parameter indicates the reason of location cancellation. It is defined in TS GSM 03.60.

#### 7.6.3.53 All GPRS Data

This parameter indicates to the SGSN that all GPRS Subscription Data shall be deleted for the subscriber.

#### 7.6.3.54 Complete Data List Included

This parameter indicates to the SGSN that the complete GPRS Subscription Data stored for the Subscriber shall be replaced with the GPRS Subscription Data received.

#### 7.6.3.55 PDP Context Identifier

This parameter is used to identify a PDP context for the subscriber.

#### 7.6.3.56 LSA Information

This parameter refers to one or more localised service areas a subscriber may be a member of, together with the priority, the preferential access indicator, the active mode support indicator and active mode indication of each localised service area. The access right outside these localised service areas is also indicated.

#### 7.6.3.57 SoLSA support indicator

This parameter indicates that the VLR or the SGSN supports SoLSA subscription.

#### 7.6.3.58 LSA Information Withdraw

This parameter indicates that LSA information shall be deleted from the VLR or the SGSN.

#### 7.6.3.59 LMU Indicator

This parameter indicates the presence of an LMU.

#### 7.6.3.60 LCS Information

This parameter defines the LCS related information for an MS subscriber and contains the following components:

- GMLC List (see subclause 7.6.3.61);
- LCS Privacy Exception List (see subclause 7.6.3.62);
- MO-LR List (see subclause 7.6.3.65A).

### 7.6.3.61 GMLC List

This parameter contains the addresses of all GMLCs that are permitted to issue a non-call related MT-LR location request for this MS. Usage of this parameter is defined in GSM 03.71.

### 7.6.3.62 LCS Privacy Exception List

This parameter defines the classes of LCS Client that are allowed to locate any target MS. For each class, the following information is provided:

- SS-Code (see subclause 7.6.4.1);
- a list of LCS privacy exception parameters (see subclause 7.6.3.63).

### 7.6.3.63 LCS Privacy Exception Parameters

This parameter gives the status of each LCS privacy exception class and any additional parameters relevant to this class. The parameter contains the following information:

- provisioned SS-Status (see subclause 7.6.3.17);
- privacy notification to MS user (see subclause 7.6.3.65B);
- external client List (see subclause 7.6.3.64);
- internal client List (see subclause 7.6.3.65).

### 7.6.3.64 External Client List

This parameter is only applicable to the non-call related privacy class and gives the identities of the external clients that are allowed to locate a target MS for a non-call related MT-LR. Each identity is an international (e.g.E.164) address. For each identified external client, GMLC restrictions may be defined. It may also be indicated if the MS shall be notified of a non-restricted MT-LR from each identified LCS client, and, if so, whether notification only or notification with privacy verification shall apply. Usage of this parameter is defined in GSM 03.71.

### 7.6.3.65 Internal Client List

This parameter is only applicable to the PLMN operator privacy class and gives the identities of the internal PLMN operator clients that are allowed to locate a target MS for an NI-LR or MT-LR. Usage of this parameter is defined in GSM 03.71.

### 7.6.3.66 MO-LR List

This parameter defines the classes of MO-LR for which a subscription exists for a particular MS. For each class, the following information is provided:

- SS-Code (see subclause 7.6.4.1).

### 7.6.3.67 Privacy Notification to MS User

This parameter is applicable to the non-call related privacy class and call related privacy class. For non-call related privacy class it indicates whether the MS user shall be notified for a non-call related MT-LR from any value added LCS client when the MT-LR is restricted and be enabled to accept or override the restriction. For call related privacy class it indicates whether the MS shall be notified of a call related MT-LR and, if so, whether notification only or notification with privacy verification shall apply. Usage of this parameter is defined in GSM 03.71.

### 7.6.3.68 GMLC List Withdraw

This parameter indicates whether the subscriber's LCS GMLC list shall be deleted from the VLR. The parameter does not apply to, and shall be ignored if received by, an SGSN.

## 7.6.4 Supplementary services parameters

### 7.6.4.1 SS-Code

This parameter may refer to one supplementary service or a set of supplementary services as defined in TS GSM 02.04. For MAP Release '98 this includes:

- Calling Line Identification Presentation service (CLIP);
- Calling Line Identification Restriction service (CLIR);
- Connected Line Identification Presentation service (COLP);
- Connected Line Identification Restriction service (COLR);
- Calling Name Presentation (CNAP);
- All Call Forwarding services;
- Call Waiting (CW);
- Call Hold (HOLD);
- Multi-Party service (MPTY);
- Closed User Group (CUG);
- All Charging services;
- All Call Restriction services;
- Explicit Call Transfer service (ECT);
- enhanced Multi-Level Precedence and Pre-emption service (eMLPP);
- Completion of Calls to Busy Subscriber, originating side (CCBS-A);
- Completion of Calls to Busy Subscriber, destination side (CCBS-B);
- All LCS privacy exceptions (see subclause 7.6.4.44);
- Mobile Originating Location Request (MO-LR) (see subclause 7.6.4.45).

### 7.6.4.2 SS-Status

This parameter refers to the state information of individual supplementary services as defined in GSM 03.11.

### 7.6.4.3 SS-Data

This parameter refers to the necessary set of information required in order to characterise one supplementary service:

- SS-Code (see subclause 7.6.4.1);
- SS-Status (if applicable) (see subclause 7.6.4.2);
- Override subscription option (see subclause 7.6.4.4);
- CLI Restriction (see subclause 7.6.4.5);
- Basic Service Group Code (see subclause 7.6.4.40).

### 7.6.4.4 Override Category

This parameter refers to the subscription option Override Category attached to a supplementary service. It can take the following two values:

- Enabled;
- Disabled.

### 7.6.4.5 CLI Restriction Option

This parameter refers to the subscription option Restriction mode attached to the CLIR supplementary service. It can take the following three values:

- Permanent;
- Temporary (Default Restricted);
- Temporary (Default Allowed).

### 7.6.4.6 Forwarding Options

This parameter refers to a forwarding option attached to a supplementary service. It can take one of the following values:

- notification to forwarding party (see GSM 02.82 for the meaning of this parameter);
- notification to calling party (see GSM 02.82 for the meaning of this parameter);
- redirecting presentation (see GSM 02.82 for the meaning of this parameter);
- Forwarding reason (see GSM 02.82 for the meaning of this parameter).

### 7.6.4.7 No reply condition timer

This parameter refers to the no reply condition timer for call forwarding on no reply.

### 7.6.4.8 - 7.6.4.14 Void

### 7.6.4.15 Forwarding information

This parameter represents the information related to each call forwarding service:

- the SS-Code of the relevant call forwarding service (see subclause 7.6.4.1);
- if required, a list of forwarding feature parameters (see subclause 7.6.4.16).

The list may contain one item per Basic Service Group.



#### 7.6.4.16 Forwarding feature

This parameter applies to each combination of call forwarding service and Basic Service Group and contains the following information, as required:

- Basic Service Group (see subclause 7.6.4.40);
- SS-Status (see subclause 7.6.4.2);
- forwarded-to number (see subclause 7.6.2.22);
- forwarded-to subaddress (see subclause 7.6.2.23);
- forwarding options (see subclause 7.6.4.6);
- no reply condition timer (see subclause 7.6.4.7).

#### 7.6.4.17 Void

#### 7.6.4.18 Call barring information

This parameter contains for each call barring service:

- SS-Code (see subclause 7.6.4.1);
- a list of call barring feature parameters (see subclause 7.6.4.19).

The list may contain one item per Basic Service Group.

#### 7.6.4.19 Call barring feature

This parameter gives the status of call barring services as applicable to each Basic Service Group. The parameter contains the following information:

- Basic Service Group (see subclause 7.6.4.40);
- SS-Status (see subclause 7.6.4.2).

#### 7.6.4.20 New password

This parameter refers to the password which the subscriber just registered in the network.

This parameter refers to a password used by the subscriber for supplementary service control.

#### 7.6.4.21 Current password

This parameter refers to a password used by the subscriber for supplementary service control.

#### 7.6.4.22 Guidance information

This parameter refers to guidance information given to a subscriber who is requested to provide a password. One of the following information may be given:

- "enter password";

This information is used for checking of the old password.

- "enter new password";

This information is used during password registration for the request of the first new password.

- "enter new password again";

This information is used during password registration for the request of the new password again for verification.

#### 7.6.4.23 Void

#### 7.6.4.24 SS-Info

This parameter refers to all the information related to a supplementary service and is a choice between:

- forwarding information (see subclause 7.6.4.15);
- call barring information (see subclause 7.6.4.18);
- CUG info (see subclause 7.6.4.8);
- SS-Data (see subclause 7.6.4.3).
- eMLPP information (see subclause 7.6.4.41).

#### 7.6.4.25-7.6.4.35 Void

#### 7.6.4.36 USSD Data Coding Scheme

This parameter contains the information of the alphabet and the language used for the unstructured information in an Unstructured Supplementary Service Data operation. The coding of this parameter is according to the Cell Broadcast Data Coding Scheme as specified in GSM 03.38.

#### 7.6.4.37 USSD String

This parameter contains a string of unstructured information in an Unstructured Supplementary Service Data operation. The string is sent either by the mobile user or the network. The contents of a string sent by the MS are interpreted by the network as specified in GSM 02.90.

#### 7.6.4.38 Bearer service

This parameter may refer to a single bearer service, a set of bearer services or to all bearer services as defined in TS GSM 02.02. This parameter is used only for supplementary service management.

#### 7.6.4.39 Teleservice

This parameter may refer to a single teleservice, a set of teleservices or to all teleservices as defined in TS GSM 02.03. This parameter is used only for supplementary service management.

#### 7.6.4.40 Basic Service Group

This parameter refers to the Basic Service Group either as a bearer service (see subclause 7.6.4.38) or a teleservice (see subclause 7.6.4.39). This parameter is used only for supplementary service management. The null value (i.e. neither bearer service nor teleservice) is used to denote the group containing all bearer services and all teleservices.

#### 7.6.4.41 eMLPP information

This parameter contains two parameters which are associated with the eMLPP service. The following two parameters are included:

- maximum entitled priority:  
indicates the highest priority level the subscriber is allowed to apply for an outgoing call set-up;
- default priority:  
defines the priority level which shall be assigned to a call if no explicit priority is indicated during call set-up.

#### 7.6.4.42 SS-event

This parameter indicates the Supplementary Service for which an invocation notification is sent towards the gsmSCF. It can indicate one of the following services:

- Explicit Call Transfer (ECT);
- Call Deflection (CD);
- Multi-Party call (MPTY).

#### 7.6.4.43 SS-event data

This parameter contains additional information related to Supplementary Service invocation. Depending on the service invoked it can contain the following information:

- ECT A list with all Called Party Numbers involved;
- CD The called Party number involved.

#### 7.6.4.44 LCS Privacy Exceptions

Distinct SS codes are assigned to the following classes of LCS client in a target MS subscriber's privacy exception list.

- Universal Class.
- Call related value added class.
- Non-Call related value added class.
- PLMN operator class.

#### 7.6.4.45 Mobile Originating Location Request (MO-LR)

Distinct SS codes are assigned to the following classes of MO-LR:

- Basic Self Location;
- Autonomous Self Location;
- Transfer to Third Party.

## 7.6.5 Call parameters

### 7.6.5.1 Call reference number

This parameter refers to a call reference number allocated by a call control MSC.

### 7.6.5.2 Interrogation type

This parameter refers to the type of interrogation for routing information which is sent from a GMSC to an HLR. It can take either of two values:

- basic call (for information to route a call before the call has been extended to the VMSC of the called party);
- forwarding (for information to route the call to the forwarded-to destination after the VMSC of the forwarding party has requested the GMSC to resume handling of the call).

### 7.6.5.3 OR interrogation

This parameter indicates that the GMSC which interrogated the HLR for routing information is not in the same PLMN as the HLR, and therefore that the call will potentially be optimally routed.

### 7.6.5.4 OR capability

This parameter indicates the phase of OR which the GMSC supports.

### 7.6.5.5 Forwarding reason

This parameter indicates the reason for which the call is to be forwarded. It can take one of three values:

- busy subscriber;
- mobile subscriber not reachable;
- no subscriber reply.

### 7.6.5.6 Forwarding interrogation required

This parameter indicates that if the VMSC of the forwarding subscriber requests the GMSC to resume handling of the call the GMSC shall interrogate the HLR for forwarding information.

### 7.6.5.7 O-CSI

This parameter identifies the subscriber as having originating CAMEL services as defined in TS GSM 03.78.

### 7.6.5.8 Call Direction

This parameter is used to indicate the direction of the call.

### 7.6.5.9 Channel Type

This parameter is the result of a Channel Mode Modification for TS61/62. It contains the changed Air Interface User Rate. The information is sent from the SIWFS to the MSC to assign the correct radio resource. This parameter is defined in GSM 08.08.

### 7.6.5.10 Chosen Channel

This parameter is sent from the MSC to the SIWFS to adjust the interworking unit to the assigned radio resources. This parameter is defined in GSM 08.08.

### 7.6.5.11 CCBS Feature

This parameter corresponds to the 'CCBS Description' parameter in GSM 03.93. It refers to the necessary set of information required in order to characterise a certain CCBS request. The parameter may contain the following information:

- CCBS Index (see GSM 03.93 for the use of this parameter);
- B-subscriber number (see subclause 7.6.2.48);
- B-subscriber subaddress (see subclause 7.6.2.49);
- Basic Service Group Code (see subclause 7.6.4.40).

### 7.6.5.12 UU Data

This parameter includes User-To-User Data. It is defined in GSM 03.87.

### 7.6.5.13 UUS CF Interaction

This parameter indicates if the call forwarding or call deflection has been activated after UUS1 request has been accepted. It is defined in GSM 03.87.

### 7.6.5.14 Number Portability Status

This parameter indicates the number portability status of subscriber. See GSM 03.66.

## 7.6.6 Radio parameters

### 7.6.6.1-7.6.6.6 Void

### 7.6.6.7 HO-Number Not Required

This parameter indicates that no handover number allocation is necessary.

## 7.6.7 Authentication parameters

### 7.6.7.1 Authentication set list

This parameter represents a list of sets of authentication parameters for a given subscriber:

- Rand;
- Sres;
- Kc.

### 7.6.7.2 Rand

This parameter represents a random number used for authentication.

### 7.6.7.3 Sres

This parameter represents the response to an authentication request.

### 7.6.7.4 Kc

This parameter refers to a key used for ciphering purposes.

7.6.7.5 Void

7.6.7.6 Cksn

This parameter refers to a ciphering key sequence number.

7.6.7.7 Ciphering mode

This parameter refers to the ciphering mode which is associated with a radio channel. It may take values as follows:

- no encryption;
- identification of specific ciphering algorithm.

## 7.6.8 Short message parameters

7.6.8.1 SM-RP-DA

This parameter represents the destination address used by the short message service relay sub-layer protocol. It can be either of the following:

- IMSI (see subclause 7.6.2.1);
- LMSI (see subclause 7.6.2.16);
- MS-ISDN (see subclause 7.6.2.17);
- roaming number (see subclause 7.6.2.19);
- service centre address (see subclause 7.6.2.27).

7.6.8.2 SM-RP-OA

This parameter refers to the originating address used by the short message service relay sub-layer protocol. It can be either of the following:

- MS-ISDN (see subclause 7.6.2.17);
- service centre address (see subclause 7.6.2.27).

7.6.8.3 MWD status

This parameter indicates whether or not the address of the originator service centre is already contained in the Message Waiting Data file. In addition, it contains the status of the Memory Capacity Exceeded Flag (MCEF), the status of the Mobile subscriber Not Reachable Flag (MNRF) and the status of the Mobile station Not Reachable for GPRS flag (MNRG).

7.6.8.4 SM-RP-UI

This parameter represents the user data field carried by the short message service relay sub-layer protocol.

7.6.8.5 SM-RP-PRI

This parameter is used to indicate whether or not delivery of the short message shall be attempted when a service centre address is already contained in the Message Waiting Data file.

#### 7.6.8.6 SM Delivery Outcome

This parameter indicates the cause for setting the message waiting data. It can take one of the following values:

- Absent subscriber;
- MS memory capacity exceeded;
- Successful transfer.

#### 7.6.8.7 More Messages To Send

This parameter is used to indicate whether or not the service centre has more short messages to send.

#### 7.6.8.8 Alert Reason

This parameter is used to indicate the reason why the service centre is alerted. It can take one of the following values:

- MS present;
- Memory Available.

#### 7.6.8.9 Absent Subscriber Diagnostic SM

This parameter is used to indicate the reason why the subscriber is absent. For the values for this parameter see TS GSM 03.40.

#### 7.6.8.10 Alert Reason Indicator

This parameter indicates that the alert reason is sent to the HLR due to GPRS activity.

#### 7.6.8.11 Additional SM Delivery Outcome

This parameter is used to indicate the GPRS delivery outcome in case a combination between delivery outcome for GPRS and non-GPRS are sent to the HLR.

#### 7.6.8.12 Additional Absent Subscriber Diagnostic SM

This parameter indicates the reason of the additional SM Delivery Outcome.

#### 7.6.8.13 Delivery Outcome Indicator

This parameter indicates that the delivery outcome sent to the HLR is for GPRS.

#### 7.6.8.14 GPRS Node Indicator

This parameter indicates that the Network Node Number sent by the HLR is the SGSN number.

#### 7.6.8.15 GPRS Support Indicator

This parameter indicates that the SMS-GMSC supports GPRS specific procedure of combine delivery of Short Message via MSC and/or via the SGSN.

#### 7.6.8.16 SM-RP-MTI

This parameter represents the RP-Message Type Indicator of the Short Message. It is used to distinguish a SM sent to the mobile station in order to acknowledge an MO-SM initiated by the mobile from a normal MT-SM. This parameter is formatted according to the formatting rules of address fields as described in GSM 03.40.

### 7.6.8.17 SM-RP-SMEA

This parameter represents the RP-Originating SME-address of the Short Message Entity that has originated the SM. This parameter is used by the short message service relay sub-layer protocol and is formatted according to the formatting rules of address fields as described in GSM 03.40.

## 7.6.9 Access and signalling system related parameters

### 7.6.9.1 BSS-apdu

This parameter includes one or two concatenated complete 08.06 messages, as described in GSM 03.09 and GSM 09.10. The Protocol ID indicates that the message or messages are according to GSM 08.06. For the coding of the messages see GSM 08.06 and GSM 08.08.

### 7.6.9.2 CM service type

This parameter identifies the service category being requested by the subscriber:

- mobile originating call;
- emergency call establishment;
- short message service;
- mobile originating call re-establishment;
- mobile terminating call;
- SS request;
- Voice group call setup;
- Voice broadcast setup.

### 7.6.9.3 Access connection status

This parameter represents the following access connection status information:

- RR-connection status (established/not established);
- ciphering mode (on/off);
- authentication status (authenticated/not authenticated).

### 7.6.9.4 External Signal Information

This parameter contains concatenated information elements (including tag and length) which are defined by a common protocol version, preceded by the associated protocol ID. It is used to transport information of the indicated protocol via MAP interfaces.

### 7.6.9.5 Access signalling information

This parameter refers to any set of information elements imported from GSM 04.08.

### 7.6.9.6 Location update type

This parameter refers to the location update type (normal, periodic or IMSI attach) contained in the GSM 04.08 LOCATION REGISTRATION REQUEST message.



### 7.6.9.7 Protocol ID

This parameter refers to the protocol to which the coding of the content of the associated External Signal Information conforms.

The following values are defined:

- 04.08;
- 08.06;
- ETS 300 102-1.

This value indicates the protocol defined by ETS 300 102-1 (EDSS1).

### 7.6.9.8 Network signal information

This parameter is transported as external signal information. The protocol ID shall be set to "ETS 300 102-1".

The network signal information may include the following information elements as defined in GSM 09.07:

- ISDN BC; the tag and length are defined by ETS 300 102-1.

For the content, see GSM 09.07.

- HLC; the tag and length are defined by ETS 300 102-1.

For the content, see GSM 09.07.

- LLC; the tag and length are defined by ETS 300 102-1.

For the content, see GSM 09.07.

They are contained in the Signal Information parameter according to figure 7.6/1 (irrespective of the order):

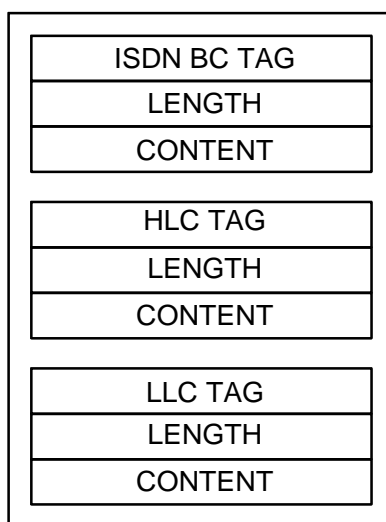


Figure 7.6/1: Network signal information parameter

### 7.6.9.9 Call Info

This parameter is transported as external signal information. The protocol ID shall be set to "GSM 04.08".

The Call Info includes the set of information elements from the original SETUP message and is imported from GSM 04.08.

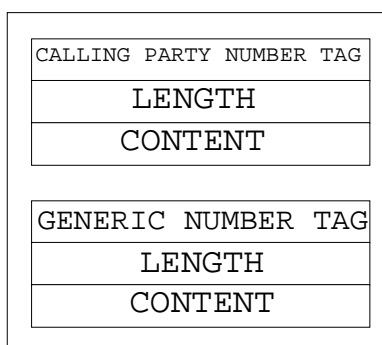
### 7.6.9.10 Additional signal info

This parameter is transported as ext-external signal information. The protocol ID shall be set to "ETS 300 356".

The additional signal information may include the following information elements:

- Calling Party Number as defined by ETS 300 356.
- Generic Number as defined by ETS 300 356.

They are contained in the Signal Information parameter according to figure 7.6/2 (irrespective of the order).



**Figure 7.6/2: Additional signal information parameter**

## 7.6.10 System operations parameters

### 7.6.10.1 Network resources

This parameter refers to a class or type of network resource:

- PLMN;
- HLR;
- VLR (current or previous);
- MSC (controlling or current);
- EIR;
- radio sub-system.

### 7.6.10.2 Trace reference

This parameter represents a reference associated with a tracing request. The parameter is managed by OMC.

### 7.6.10.3 Trace type

This parameter identifies the type of trace. Trace types are fully defined in GSM 12.08.

## 7.6.11 Location Service Parameters

### 7.6.11.1 Age of Location Estimate

This parameter indicates how long ago the location estimate was obtained.

### 7.6.11.2 Void

### 7.6.11.3 Void

### 7.6.11.4 LCS Client ID

This parameter provides information related to the identity of an LCS client.

### 7.6.11.5 LCS Event

This parameter identifies an event associated with the triggering of a location estimate.

### 7.6.11.6 LCS MLC Data

This parameter provides the identities of any authorized GMLCs for a target MS. Only these GMLCs are allowed to send a location request for an external client when location requests are restricted to these GMLCs.

### 7.6.11.7 LCS Priority

This parameter gives the priority of the location request.

### 7.6.11.8 LCS QoS

This parameter defines the Quality of Service (QoS) for any location request. It is composed of the following elements.

#### 1) Response Time

Indicates the category of response time - "low delay" or "delay tolerant".

#### 2) Horizontal Accuracy

Indicates the required horizontal accuracy of the location estimate.

#### 3) Vertical Coordinate

Indicates if a vertical coordinate is required (in addition to horizontal coordinates).

#### 4) Vertical Accuracy

Indicates the required vertical accuracy of the location estimate (inclusion is optional).

### 7.6.11.9 Void

### 7.6.11.10 Void

### 7.6.11.11 Location Estimate

This parameter gives an estimate of the location of an MS in universal coordinates and the accuracy of the estimate.

### 7.6.11.12 Location Type

This parameter indicates the type of location estimate required by the LCS client. Possible location estimate types include:

- current location;
- current or last known location;
- initial location for an emergency services call.

**7.6.11.13 NA-ESRD**

This parameter only applies to location for an emergency services call in North America and gives the North American Emergency Services Routing Digits.

**7.6.11.14 NA-ESRK**

This parameter only applies to location for an emergency services call in North America and gives the North American Emergency Services Routing Key.

**7.6.11.15 Void****7.6.11.16 Privacy Override**

This parameter indicates if MS privacy is overridden by the LCS client when the GMLC and VMSC for an MR-LR are in the same country.

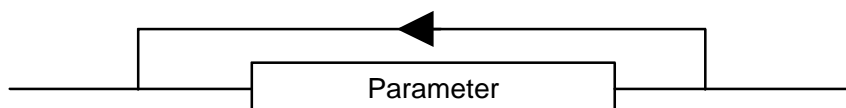
**7.6.11.17 Void****7.6.11.18 Void****7.6.11.19 Void**

## 7.7 Representation of a list of a basic parameter in service-primitives

In some service-primitives several instances of a basic parameter of subclause 7.6 are required. In the service descriptions such cases will be represented as



in the tables where ParameterName refers to one of the parameters defined in subclause 7.6. This corresponds to the following construction rule:



**Figure 7.7/1: Construction of Lists**

## 8 Mobility services

### 8.1 Location management services

#### 8.1.1 MAP\_UPDATE\_LOCATION\_AREA service

##### 8.1.1.1 Definition

This service is used between MSC and VLR to update location information in the network. It is initiated by an MS when changing the location area or at first registration. The detailed conditions are given in GSM 03.12.

The MAP\_UPDATE\_LOCATION\_AREA service is a confirmed service using the primitives from table 8.1/1.

8.1.1.2 Service primitives

Table 8.1/1: MAP\_UPDATE\_LOCATION\_AREA

Parameter name	Request	Indication	Response	Confirm
Invoke Id	M	M(=)	M(=)	M(=)
Target location area Id	M	M(=)		
Serving cell Id	M	M(=)		
Location update type	M	M(=)		
IMSI	C	C(=)		
TMSI	C	C(=)		
Previous location area Id	C	C(=)		
CKSN	C	C(=)		
User error			C	C(=)
Provider error				O

8.1.1.3 parameter definitions and use

Invoke Id

See definition in subclause 7.6.1.

Target location area Id

See definition in subclause 7.6.2.

Serving cell Id

See definition in subclause 7.6.2.

Location update type

See definition in subclause 7.6.9.

IMSI

See definition in subclause 7.6.2. It is up to the MS to provide either IMSI or TMSI, but one shall be present.

TMSI

See definition in subclause 7.6.2. It is up to the MS to provide either IMSI or TMSI, but one shall be present.

Previous location area Id

See definition in subclause 7.6.2. This parameter is provided if the updating is not a first registration.

CKSN

See definition in subclause 7.6.7. The CKSN is given if TMSI is used.

User error

One of the following error causes defined in subclause 7.6.1 is sent by the user in case of location area updating failures, depending on the failure reason:

- unknown subscriber;

This cause is used if the subscriber is not known in the VLR and even a correlated request to the subscriber's HLR gives a negative result (i.e. the IMSI is not allocated to a subscriber).

- unknown location area;

This cause is used if the target location area identity given is not known in the VLR.

- roaming not allowed;

This cause is used if the MS is not allowed to roam into the target location area indicated in the MAP\_UPDATE\_LOCATION\_AREA Req. The cause will be qualified according to the roaming restriction reason, i.e. one of "National Roaming Not Allowed", "PLMN Not Allowed", "Location Area Not Allowed", or "Operator Determined Barring".

- illegal subscriber;

This error is sent if a correlated authentication procedure has not authenticated the subscriber.

- illegal equipment;

This error is sent if an IMEI check failed, i.e. the IMEI is blacklisted or not white-listed.

- system failure;
- unexpected data value.

Provider error

For definition of provider errors see subclause 7.6.1.

### 8.1.2 MAP\_UPDATE\_LOCATION service

#### 8.1.2.1 Definition

This service is used by the VLR to update the location information stored in the HLR.

The MAP\_UPDATE\_LOCATION service is a confirmed service using the service primitives given in table 6.1/2.

#### 8.1.2.2 Service primitives

**Table 8.1/2: MAP\_UPDATE\_LOCATION**

Parameter name	Request	Indication	Response	Confirm
Invoke Id	M	M(=)	M(=)	M(=)
IMSI	M	M(=)		
MSC Address	M	M(=)		
VLR number	M	M(=)		
LMSI	U	C(=)		
Supported CAMEL Phases	C	C(=)		
SoLSA Support Indicator	C	C(=)		
HLR number			C	C(=)
User error			C	C(=)
Provider error				O

#### 8.1.2.3 Parameter definitions and use

Invoke Id

See definition in subclause 5.6.1.

IMSI

See definition in subclause 5.6.2.

MSC Address

See definition in subclause 5.6.2. The MSC address is used for short message delivery only and for each incoming call set-up attempt the MSRN will be requested from the VLR.

### VLR number

See definition in subclause 5.6.2.

### LMSI

See definition in subclause 5.6.2. It is an operator option to provide the LMSI from the VLR; it is mandatory for the HLR to support the LMSI handling procedures.

### Supported CAMEL Phases

This parameter indicates which phases of CAMEL are supported. Must be present if a CAMEL phase different from phase 1 is supported. Otherwise may be absent.

### HLR number

See definition in subclause 5.6.2. The presence of this parameter is mandatory in case of successful HLR updating.

### SoLSA Support Indicator

This parameter is used by the VLR to indicate to the HLR in the Update Location indication that SoLSA is supported. If this parameter is not included in the Update Location indication and the Subscriber is marked as only allowed to roam in Subscribed LSAs, then the HLR shall reject the roaming and indicate to the VLR that roaming is not allowed to that Subscriber in the VLR.

This SoLSA Support Indicator shall be stored by the HLR per VLR where there are Subscribers roaming. If a Subscriber is marked as only allowed to roam in Subscribed LSAs while roaming in a VLR and no SoLSA Support indicator is stored for that VLR, the location status of that Subscriber shall be set to Restricted.

### User error

In case of unsuccessful updating, an error cause shall be returned by the HLR. The following error causes defined in subclause 5.6.1 may be used, depending on the nature of the fault:

- unknown subscriber;
- roaming not allowed;

This cause will be sent if the MS is not allowed to roam into the PLMN indicated by the VLR number. The cause is qualified by the roaming restriction reason "PLMN Not Allowed" or "Operator Determined Barring". If no qualification is received (HLR with MAP Version 1), "PLMN Not Allowed" is taken as default.

- system failure;
- unexpected data value.

### Provider error

For definition of provider errors see subclause 5.6.1.

## 8.1.3 MAP\_CANCEL\_LOCATION service

### 8.1.3.1 Definition

This service is used between HLR and VLR to delete a subscriber record from the VLR. It may be invoked automatically when an MS moves from one VLR area to another, to remove the subscriber record from the old VLR, or by the HLR operator to enforce a location updating from the VLR to the HLR, e.g. on withdrawal of a subscription.

Also this service is used between HLR and SGSN to delete a subscriber record from the SGSN. It may be invoked automatically when an MS moves from one SGSN area to another, to remove the subscriber record from the old SGSN, or by the HLR operator to enforce a location updating from the SGSN to the HLR.

The MAP\_CANCEL\_LOCATION service is a confirmed service using the primitives defined in table 8.1/3.

### 8.1.3.2 Service primitives

**Table 8.1/3: MAP\_CANCEL\_LOCATION**

Parameter name	Request	Indication	Response	Confirm
Invoke Id	M	M(=)	M(=)	M(=)
IMSI	M	M(=)		
LMSI	C	C(=)		
Cancellation Type	C	C(=)		
User error			C	C(=)
Provider error				O

### 8.1.3.3 Parameter definitions and use

#### Invoke Id

See definition in subclause 7.6.1.

#### IMSI

See definition in subclause 7.6.2.

#### LMSI

See definition in subclause 7.6.2. The LMSI shall be included if it has been received from VLR. LMSI is not applicable between SGSN and HLR.

Value 0000 0000 can be used to indicate that the LMSI is not in use.

#### Cancellation Type

See definition in subclause 5.6.3. The presence of this parameter is mandatory when the Cancel Location is sent to the SGSN. If the VLR receives this parameter and do not understand it the VLR shall ignore it.

#### User error

If the cancellation fails, an error cause is to be returned by the VLR or by the SGSN. The one of the following error causes defined in subclause 5.6.1 shall be used:

- unexpected data value;
- data missing.

#### Provider error

For definition of provider errors see subclause 7.6.1.

## 8.1.4 MAP\_SEND\_IDENTIFICATION service

### 8.1.4.1 Definition

The MAP\_SEND\_IDENTIFICATION service is used between a VLR and a previous VLR to retrieve IMSI and authentication sets for a subscriber registering afresh in that VLR.

The MAP\_SEND\_IDENTIFICATION service is a confirmed service using the service primitives defined in table 8.1/4.



### 8.1.4.2 Service primitives

**Table 8.1/4: MAP\_SEND\_IDENTIFICATION**

Parameter name	Request	Indication	Response	Confirm
Invoke Id	M	M(=)	M(=)	M(=)
TMSI	M	M(=)		
IMSI			C	C(=)
Authentication set			U	C(=)
User error			C	C(=)
Provider error				O

### 8.1.4.3 Parameter definitions and use

#### Invoke Id

See definition in subclause 7.6.1.

#### TMSI

See definition in subclause 7.6.2.

#### IMSI

See definition in subclause 7.6.2. The IMSI is to be returned if the service succeeds.

#### Authentication set

See definition in subclause 7.6.7. If the service succeeds a list of up to five authentication sets is returned, if there are any available.

#### User error

This parameter is mandatory if the service fails. The following error cause defined in subclause 7.6.1 may be used, depending on the nature of the fault:

- unidentified subscriber.

#### Provider error

For definition of provider errors see subclause 7.6.1.

## 8.1.5 MAP\_DETACH\_IMSI service

### 8.1.5.1 Definition

The MAP\_DETACH\_IMSI service is used by the MSC to indicate to the VLR that an MS is no longer reachable. The network needs this information e.g. to reject an incoming call without initiating paging on the radio path.

The MAP\_DETACH\_IMSI service is a non-confirmed service using the service primitives defined in table 8.1/5.

### 8.1.5.2 Service primitives

**Table 8.1/5: MAP\_DETACH\_IMSI**

Parameter name	Request	Indication
Invoke Id	M	M(=)
Serving cell id	M	M(=)
IMSI	C	C(=)
TMSI	C	C(=)

### 8.1.5.3 Parameter definitions and use

#### Invoke Id

See definition in subclause 7.6.1.

#### Serving cell id

See definition in subclause 7.6.2.

#### IMSI

See definition in subclause 7.6.2. It is up to the MS to provide either IMSI or TMSI as subscriber identity, but one shall be present.

#### TMSI

See definition in subclause 7.6.2. It is up to the MS to provide either IMSI or TMSI as subscriber identity, but one shall be present.

## 8.1.6 MAP\_PURGE\_MS service

### 8.1.6.1 Definition

This service is used between the VLR and the HLR to cause the HLR to mark its data for an MS so that any request for routing information for a mobile terminated call or a mobile terminated short message will be treated as if the MS is not reachable. It is invoked when the subscriber record for the MS is to be deleted in the VLR, either by MMI interaction or automatically, e.g. because the MS has been inactive for several days.

Also this service is used between the SGSN and the HLR to cause the HLR to mark its data for an MS so that any request for routing information for a mobile terminated short message or a network requested PDP-context activation will be treated as if the MS is not reachable. It is invoked when the subscriber record for the MS is to be deleted in the SGSN, either by MMI interaction or automatically, e.g. because the MS has been inactive for several days.

The MAP\_PURGE\_MS service is a confirmed service using the primitives defined in table 8.1/6.

### 8.1.6.2 Service primitives

**Table 8.1/6: MAP\_PURGE\_MS**

Parameter name	Request	Indication	Response	Confirm
Invoke Id	M	M(=)	M(=)	M(=)
IMSI	M	M(=)		
VLR number	C	C(=)		
Freeze TMSI			C	C(=)
Freeze P-TMSI			C	C(=)
SGSN number	C	C(=)		
User error			C	C(=)
Provider error				O

### 8.1.6.3 Parameter definitions and use

#### Invoke ID

See definition in subclause 7.6.1.

#### IMSI

See definition in subclause 7.6.2.

VLR number

Shall be present if the sender is VLR. See definition in subclause 7.6.2.

SGSN number

Shall be present if the sender is SGSN. See definition in subclause 7.6.2

Freeze TMSI

This parameter is sent to the VLR to indicate that the TMSI has to be frozen. It shall be present if the received VLR number matches the stored VLR number.

Freeze P-TMSI

This parameter is sent to the SGSN to indicate that the P-TMSI has to be frozen. It shall be present if the received SGSN number matches the stored SGSN number.

User error

This parameter is sent by the responder when an error is detected and if present, takes one of the following values:

- Data Missing;
- Unexpected Data Value;
- UnknownSubscriber.

Provider error

See definition of provider errors in subclause 7.6.1.

## 8.1.7 MAP\_UPDATE\_GPRS\_LOCATION service

### 8.1.7.1 Definition

This service is used by the SGSN to update the location information stored in the HLR.

The MAP\_UPDATE\_GPRS\_LOCATION service is a confirmed service using the service primitives given in table 8.1/7.

### 8.1.7.2 Service primitives

**Table 8.1/7: MAP\_UPDATE\_GPRS\_LOCATION**

Parameter name	Request	Indication	Response	Confirm
Invoke Id	M	M(=)	M(=)	M(=)
IMSI	M	M(=)		
SGSN number	M	M(=)		
SGSN address	M	M(=)		
SoLSA Support Indicator	C	C(=)		
HLR number			C	C(=)
User error			C	C(=)
Provider error				O

### 8.1.7.3 Parameter definitions and use

Invoke Id

See definition in subclause 7.6.1.

IMSI

See definition in subclause 7.6.2.

SGSN number

See definition in subclause 7.6.2.

SGSN address

See definition in subclause 7.6.2.

SoLSA Support Indicator

This parameter is used by the SGSN to indicate to the HLR in the Update GPRS Location indication that SoLSA is supported. If this parameter is not included in the Update GPRS Location indication and the Subscriber is marked as only allowed to roam in Subscribed LSAs, then the HLR shall reject the roaming and indicate to the SGSN that roaming is not allowed to that Subscriber in the SGSN.

This SoLSA Support Indicator shall be stored by the HLR per SGSN where there are Subscribers roaming. If a Subscriber is marked as only allowed to roam in Subscribed LSAs while roaming in a SGSN and no SoLSA Support indicator is stored for that SGSN, the location status of that Subscriber has to be set to Restricted.

HLR number

See definition in subclause 7.6.2. The presence of this parameter is mandatory in case of successful HLR updating.

User error

In case of unsuccessful updating, an error cause shall be returned by the HLR. The following error causes defined in subclause 7.6.1 may be used, depending on the nature of the fault:

- unknown subscriber;
- roaming not allowed;

This cause will be sent if the MS is not allowed to roam into the PLMN indicated by the SGSN number. The cause is qualified by the roaming restriction reason "PLMN Not Allowed" or "Operator Determined Barring".

- system failure;
- unexpected data value.

The diagnostic in the Unknown Subscriber may indicate "Imsi Unknown" or "Gprs Subscription Unknown".

Provider error

For definition of provider errors see subclause 7.6.1.

## 8.2 Paging and search

### 8.2.1 MAP\_PAGE service

#### 8.2.1.1 Definition

This service is used between VLR and MSC to initiate paging of an MS for mobile terminated call set-up, mobile terminated short message or unstructured SS notification.

The MAP\_PAGE service is a confirmed service using the primitives from table 8.2/1.

### 8.2.1.2 Service primitives

**Table 8.2/1: MAP\_PAGE**

Parameter name	Request	Indication	Response	Confirm
Invoke Id	M	M(=)	M(=)	M(=)
IMSI	M	M(=)		
Stored location area Id	M	M(=)		
TMSI	U	C(=)		
User error			C	C(=)
Provider error				O

### 8.2.1.3 Parameter definitions and use

#### Invoke Id

See definition in subclause 7.6.1.

#### IMSI

See definition in subclause 7.6.2. The IMSI is used to define the paging subgroup. If the TMSI is not supplied, paging on the radio path uses the IMSI as an identifier.

#### Stored location area Id

See definition in subclause 7.6.2.

#### TMSI

See definition in subclause 7.6.2. The TMSI is included if paging on the radio channel is to use the TMSI as an identifier.

#### User error

The following error causes defined in subclause 7.6.1 may be sent by the user in case of a paging error, depending on the failure reason:

- absent subscriber;
- unknown location area;
- busy subscriber;
- system failure;

This corresponds to the case where there is no call associated with the MAP\_PAGE service, i.e. if the call has been released but the dialogue to the VLR has not been aborted.

- unexpected data value.

#### Provider error

See definition in subclause 7.6.1.

## 8.2.2 MAP\_SEARCH\_FOR\_MS service

### 8.2.2.1 Definition

This service is used between VLR and MSC to initiate paging of an MS in all location areas of that VLR. It is used if the VLR does not hold location area information confirmed by radio contact.

The MAP\_SEARCH\_FOR\_MS service is a confirmed service using the primitives from table 8.2/2.

### 8.2.2.2 Service primitives

**Table 8.2/2: MAP\_SEARCH\_FOR\_MS**

Parameter name	Request	Indication	Response	Confirm
Invoke Id	M	M(=)	M(=)	M(=)
IMSI	M	M(=)		
Current location area Id			C	C(=)
User error			C	C(=)
Provider error				O

### 8.2.2.3 Parameter definitions and use

#### Invoke Id

See definition in subclause 7.6.1.

#### IMSI

See definition in subclause 7.6.2. The IMSI is used to identify the subscriber when paging on the radio path.

#### Current location area Id

See definition in subclause 7.6.2. In case of successful outcome of the service, i.e. if the MS responds to paging, the Location Area Id of the area in which the MS responded is given in the response.

#### User error

The following error causes defined in subclause 7.6.1 shall be sent by the user if the search procedure fails, depending on the failure reason:

- absent subscriber;

This error cause is returned by the MSC if the MS does not respond to the paging request.

- system failure;

This corresponds to the case where there is no call associated with the MAP\_SEARCH\_FOR\_MS service, i.e. if the call has been released but the dialogue to the VLR has not been aborted.

- busy subscriber;

- unexpected data value.

#### Provider error

See definition in subclause 7.6.1.

## 8.3 Access management services

### 8.3.1 MAP\_PROCESS\_ACCESS\_REQUEST service

#### 8.3.1.1 Definition

This service is used between MSC and VLR to initiate processing of an MS access to the network, e.g. in case of mobile originated call set-up or after being paged by the network.

The MAP\_PROCESS\_ACCESS\_REQUEST service is a confirmed service using the primitives from table 8.3/1.

## 8.3.1.2 Service primitives

Table 8.3/1: MAP\_PROCESS\_ACCESS\_REQUEST

Parameter name	Request	Indication	Response	Confirm
Invoke Id	M	M(=)	M(=)	M(=)
CM service type	M	M(=)		
Access connection status	M	M(=)		
Current Location Area Id	M	M(=)		
Serving cell id	M	M(=)		
TMSI	C	C(=)		
Cksn	C	C(=)		
IMSI	C	C(=)	C	C(=)
IMEI	C	C(=)	C	C(=)
MSISDN			U	C(=)
User error			C	C(=)
Provider error				O

## 8.3.1.3 Parameter definitions and use

Invoke Id

See definition in subclause 7.6.1.

CM service type

See definition in subclause 7.6.9.

Access connection status

See definition in subclause 7.6.9.

Current Location Area Id

See definition in subclause 7.6.2. This parameter is used to update the VLR in case of previous VLR failure.

Serving cell id

See definition in subclause 7.6.2.

TMSI

See definition in subclause 7.6.2. Either TMSI or IMSI as received from the MS are included in the Request/Indication, but one shall be present. In case of CM Service Type "Emergency Call Establishment", the IMEI may replace IMSI/TMSI.

Cksn

See definition in subclause 7.6.7. In case of access with TMSI, the Cksn shall be present.

IMSI

See definition in subclause 7.6.2. Either TMSI or IMSI as received from the MS are included in the Request/Indication, but one shall be present. In case of CM Service Type "Emergency Call Establishment", the IMEI may replace IMSI/TMSI.

In the Response/Confirmation, the IMSI is to be sent in case of successful outcome of the service. In case of CM Service Type "Emergency Call Establishment", IMEI may replace IMSI.

IMEI

See definition in subclause 7.6.2. The IMEI may replace IMSI/TMSI in the Request/Indication and IMSI in the Response/Confirmation only in case the CM Service Type indicates "Emergency Call Establishment".

MSISDN

See definition in subclause 7.6.2. The MSISDN is included in case of successful outcome of the service as an operator option, e.g. if it is needed at the MSC for charging purposes in case of call forwarding.

User error

One of the following error causes defined in subclause 7.6.1 shall be sent by the user if the access request fails, depending on the failure reason:

- unidentified subscriber;

- illegal subscriber;

This error is sent if a correlated authentication procedure has not authenticated the subscriber.

- illegal equipment;

This error is sent if an IMEI check failed, i.e. the IMEI is blacklisted or not white-listed.

- roaming not allowed;

This cause is used after VLR restart if the subscriber has no subscription for the current location area, e.g. due to regional subscription. The cause will be qualified by "location area not allowed" or "national roaming not allowed", respectively.

- unknown location area;

- system failure;

- unexpected data value.

Provider error

For definition of provider errors see subclause 7.6.1.

## 8.4 Handover services

### 8.4.1 MAP\_PREPARE\_HANOVER service

#### 8.4.1.1 Definition

This service is used between MSC-A and MSC-B (E-interface) when a call is to be handed over from MSC-A to MSC-B.

The MAP\_PREPARE\_HANOVER service is a confirmed service using the primitives from table 8.4/1.

#### 8.4.1.2 Service primitives

**Table 8.4/1: MAP\_PREPARE\_HANOVER**

Parameter name	Request	Indication	Response	Confirm
Invoke Id	M	M(=)	M(=)	M(=)
Target Cell Id	C	C(=)		
HO-NumberNotRequired	C	C(=)		
BSS-APDU	C	C(=)	C	C(=)
Handover Number			C	C(=)
User error			C	C(=)
Provider error				O



### 8.4.1.3 Parameter use

#### Invoke Id

For definition of this parameter see subclause 7.6.1.

#### Target Cell Id

For definition of this parameter see subclause 7.6.2. This parameter is only included if the service is not in an ongoing transaction.

#### HO-Number Not Required

For definition of this parameter see subclause 7.6.6.

#### BSS-APDU

For definition of this parameter see subclause 7.6.9.

#### Handover Number

For definition of this parameter see subclause 7.6.2. This parameter shall be returned, unless the parameter HO-NumberNotRequired is sent.

#### User error

For definition of this parameter see subclause 7.6.1. The following errors defined in subclause 7.6.1 may be used, depending on the nature of the fault:

- No handover number available;
- System failure;
- Unexpected data value;
- DataMissing.

#### Provider error

See definition of provider errors in subclause 7.6.1.

## 8.4.2 MAP\_SEND\_END\_SIGNAL service

### 8.4.2.1 Definition

This service is used between MSC-B and MSC-A (E-interface) indicating that the radio path has been established by MSC-B to the MS. MSC-A retains then the main control of the call until it clears.

The response is used by MSC-A to inform MSC-B that all resources for the call can be released in MSC-B, either because the call has been released in MSC-A or because the call has been successfully handed over from MSC-B to another MSC.

The MAP\_SEND\_END\_SIGNAL service is a confirmed service using the primitives from table 8.4/2.

### 8.4.2.2 Service primitives

**Table 8.4/2: MAP\_SEND\_END\_SIGNAL**

Parameter name	Request	Indication	Response	Confirm
Invoke Id	M	M(=)	M(=)	M(=)
BSS-APDU	M	M(=)		
Provider error				O

### 8.4.2.3 Parameter use

#### Invoke Id

For definition of this parameter see subclause 7.6.1.

#### BSS-APDU

For definition of this parameter see subclause 7.6.9.

#### Provider error

For definition of this parameter see subclause 7.6.1.

## 8.4.3 MAP\_PROCESS\_ACCESS\_SIGNALLING service

### 8.4.3.1 Definition

This service is used between MSC-B and MSC-A (E-interface) to pass information received on the A-interface in MSC-B to MSC-A.

The MAP\_PROCESS\_ACCESS\_SIGNALLING service is a non-confirmed service using the primitives from table 8.4/3.

### 8.4.3.2 Service primitives

**Table 8.4/3: MAP\_PROCESS\_ACCESS\_SIGNALLING**

Parameter name	Request	Indication
Invoke Id	M	M(=)
BSS-APDU	M	M(=)

### 8.4.3.3 Parameter use

#### Invoke Id

For definition of this parameter see subclause 7.6.1.

#### BSS-APDU

For definition of this parameter see subclause 7.6.9.

## 8.4.4 MAP\_FORWARD\_ACCESS\_SIGNALLING service

### 8.4.4.1 Definition

This service is used between MSC-A and MSC-B (E-interface) to pass information to be forwarded to the A-interface of MSC-B.

The MAP\_FORWARD\_ACCESS\_SIGNALLING service is a non-confirmed service using the primitives from table 8.4/4.

### 8.4.4.2 Service primitives

**Table 8.4/4: MAP\_FORWARD\_ACCESS\_SIGNALLING**

Parameter name	Request	Indication
Invoke Id	M	M(=)
BSS-APDU	M	M(=)

### 8.4.4.3 Parameter use

For the definition and use of all parameters and errors, see subclause 7.6.1

#### Invoke Id

For definition of this parameter see subclause 7.6.1.

#### BSS-APDU

For definition of this parameter see subclause 7.6.9.

## 8.4.5 MAP\_PREPARE\_SUBSEQUENT\_HANOVER service

### 8.4.5.1 Definition

This service is used between MSC-B and MSC-A (E-interface) to inform MSC-A that it has been decided that a handover to either MSC-A or a third MSC (MSC-B') is required.

The MAP\_PREPARE\_SUBSEQUENT\_HANOVER service is a confirmed service using the primitives from table 8.4/5.

### 8.4.5.2 Service primitives

**Table 8.4/5: MAP\_PREPARE\_SUBSEQUENT\_HANOVER**

Parameter name	Request	Indication	Response	Confirm
Invoke Id	M	M(=)	M(=)	M(=)
Target Cell Id	M	M(=)		
Target MSC Number	M	M(=)		
BSS-APDU	M	M(=)	C	C(=)
User error			C	C(=)
Provider error				O

### 8.4.5.3 Parameter use

#### Invoke Id

For definition of this parameter see subclause 7.6.1.

#### Target Cell Id

For definition of this parameter see subclause 7.6.2.

#### Target MSC Number

For definition of this parameter see subclause 7.6.2.

#### BSS-APDU

For definition of this parameter see subclause 7.6.9.

User error

For definition of this parameter see subclause 7.6.1. The following error causes defined in subclause 7.6.1 may be used, depending on the nature of the fault:

- Unknown MSC;
- Subsequent handover failure;
- Unexpected data value;
- Data Missing.

Provider error

For definition of this parameter see subclause 7.6.1.

### 8.4.6 MAP\_ALLOCATE\_HANOVER\_NUMBER service

#### 8.4.6.1 Definition

This service is used between MSC and VLR (B-interface) to request a handover number.

The MAP\_ALLOCATE\_HANOVER\_NUMBER service is a confirmed service using the primitives from table 8.4/6.

#### 8.4.6.2 Service primitives

**Table 8.4/6: MAP\_ALLOCATE\_HANOVER\_NUMBER**

Parameter name	Request	Indication	Response	Confirm
Invoke Id	M	M(=)	M(=)	M(=)
User error			C	C(=)
Provider error				O

#### 8.4.6.3 Parameter use

Invoke Id

For definition of this parameter see subclause 7.6.1.

User error

For definition of this parameter see subclause 7.6.1. The following errors defined in subclause 7.6.1 may be used, depending on the nature of the fault:

- No handover number available.

Provider error

For definition of this parameter see subclause 7.6.1.

### 8.4.7 MAP\_SEND\_HANOVER\_REPORT service

#### 8.4.7.1 Definition

This service is used between VLR and MSC-B (B-interface) to transfer the handover number to be forwarded to and used by MSC-A.

The MAP\_SEND\_HANOVER\_REPORT service is a confirmed service using the primitives from table 8.4/7.

### 8.4.7.2 Service primitives

**Table 8.4/7: MAP\_SEND\_HANOVER\_REPORT**

Parameter name	Request	Indication	Response	Confirm
Invoke Id	M	M(=)	M(=)	M(=)
Handover Number	M	M(=)		Linked Id
M	M(=)	O	Provider error	

### 8.4.7.3 Parameter use

#### Invoke Id

For definition of this parameter see subclause 7.6.1.

#### Handover Number

For definition of this parameter see subclause 7.6.2.

#### Linked Id

For definition of this parameter see subclause 7.6.1. This service is linked with MAP\_ALLOCATE\_HANOVER\_NUMBER.

#### Provider error

For definition of this parameter see subclause 7.6.1.

## 8.5 Authentication management services

### 8.5.1 MAP\_AUTHENTICATE service

#### 8.5.1.1 Definition

This service is used between the VLR and the MSC when the VLR receives a MAP service indication from the MSC concerning a location registration, call set-up, operation on a supplementary service or a request from the MSC to initiate authentication.

The service is a confirmed service and consists of four service primitives.

#### 8.5.1.2 Service primitives

The service primitives are shown in table 8.5/1

**Table 8.5/1: MAP\_AUTHENTICATE parameters**

Parameter name	Request	Indication	Response	Confirm
Invoke id	M	M(=)	M(=)	M(=)
RAND	M	M(=)		
CKSN	M	M(=)		
SRES			M	M(=)
Provider error				O

### 8.5.1.3 Parameter use

Invoke id

See subclause 7.6.1 for the use of this parameter.

RAND

See subclause 7.6.7 for the use of this parameter.

CKSN

See subclause 7.6.7 for the use of this parameter.

SRES

See subclause 7.6.7 for the use of this parameter.

Provider error

See subclause 7.6.1 for the use of this parameter.

## 8.5.2 MAP\_SEND\_AUTHENTICATION\_INFO service

### 8.5.2.1 Definition

This service is used between the VLR and the HLR for the VLR to retrieve authentication information from the HLR. The VLR requests some sets of RAND/SRES/Kc vectors.

Also this service is used between the SGSN and the HLR for the SGSN to retrieve authentication information from the HLR. The SGSN requests some sets of RAND/SRES/Kc vectors.

If the HLR cannot provide the VLR or the SGSN with triplets, an empty response is returned. The VLR or the SGSN may then re-use old authentication triplets, except where this is forbidden under the conditions specified in GSM 03.20 [24].

If the VLR or SGSN receives a MAP-Send\_AUTHENTICATION\_INFO response containing a User Error parameter as part of the handling of an authentication procedure, the authentication procedure in the VLR or SGSN shall fail.

Security related network functions are further described in GSM 03.20.

The service is a confirmed service and consists of four service primitives.

### 8.5.2.2 Service primitives

The service primitives are shown in table 8.5/2.

**Table 8.5/2: MAP\_SEND\_AUTHENTICATION\_PARAMETERS parameters**

Parameter name	Request	Indication	Response	Confirm
Invoke id	M	M(=)	M(=)	M(=)
IMSI	M	M(=)		
AuthenticationSetList			C	C(=)
User error			C	C(=)
Provider error				O

### 8.5.2.3 Parameter use

Invoke id

See subclause 7.6.1 for the use of this parameter.

IMSI

See subclause 7.6.2 for the use of this parameter.

AuthenticationSetList

A set of one to five authentication vectors are transferred from the HLR to the VLR or from the HLR to the SGSN, if the outcome of the service was successful.

User error

One of the following error causes defined in subclause 7.6.1 shall be sent by the user in case of unsuccessful outcome of the service, depending on the respective failure reason:

- unknown subscriber;
- unexpected data value;
- system failure;
- data missing.

Provider error

See subclause 7.6.1 for the use of this parameter.

## 8.6 Security management services

### 8.6.1 MAP\_SET\_CIPHERING\_MODE service

#### 8.6.1.1 Definitions

This service is used between the VLR and the MSC to set the ciphering mode and to start ciphering if applicable. It is called when another service requires that information is to be sent on the radio path in encrypted form.

The service is a non-confirmed service and consists of two service primitives.

#### 8.6.1.2 Service primitives

The service primitives are shown in table 8.6/1

**Table 8.6/1: MAP\_SET\_CIPHERING\_MODE parameters**

Parameter name	Request	Indication
Invoke id	M	M(=)
Ciphering mode	M	M(=)
Kc	C	C(=)

#### 8.6.1.3 Parameter use

Invoke id

See subclause 7.6.1 for the use of this parameter.

Ciphering mode

See subclause 7.6.7 for the use of this parameter.

Kc

The Kc parameter should be included when the ciphering mode parameter indicates that ciphering must be performed.

## 8.7 International mobile equipment identities management services

### 8.7.1 MAP\_CHECK\_IMEI service

#### 8.7.1.1 Definition

This service is used between the VLR and the MSC and between the MSC and the EIR and between the SGSN and EIR to request check of IMEI. If the IMEI is not available in the MSC or in the SGSN, it is requested from the MS and transferred to the EIR in the service request.

The service is a confirmed service and consists of four service primitives.

#### 8.7.1.2 Service primitives

The service primitives are shown in table 8.7/1.

**Table 8.7/1: MAP\_CHECK\_IMEI parameters**

Parameter name	Request	Indication	Response	Confirm
Invoke id	M	M(=)	M(=)	M(=)
IMEI	C	C(=)	C	C(=)
Equipment status			C	C(=)
User error			C	C(=)
Provider error				O

#### 8.7.1.3 Parameter use

##### Invoke id

See subclause 7.6.1 for the use of this parameter.

##### IMEI

See subclause 7.6.2 for the use of this parameter. The parameter shall not be included in the service request between the VLR and the MSC, but is mandatory in the service request from the MSC to the EIR and from the SGSN to the EIR. It is not included in the service response from the EIR to the MSC or to the SGSN, but is mandatory in the service response from the MSC to the VLR on successful outcome.

##### Equipment status

See subclause 7.6.4 for the use of this parameter. This parameter is sent by the responder in case of successful outcome of the service.

##### User error

One of the following error causes defined in subclause 7.6.1 shall be sent by the user in case of unsuccessful outcome of the service, depending on the respective failure reason:

- unknown equipment;

This error is returned by the responder when the IMEI is not known in the EIR.

- system failure;
- unexpected data value.

##### Provider error

See subclause 7.6.1 for the use of this parameter.



## 8.7.2 MAP\_OBTAIN\_IMEI service

### 8.7.2.1 Definition

This service is used between the VLR and the MSC to request the IMEI. If the IMEI is not available in the MSC, it is requested from the MS.

The service is a confirmed service and consists of four service primitives.

### 8.7.2.2 Service primitives

The service primitives are shown in table 8.7/2.

**Table 8.7/2: MAP\_OBTAIN\_IMEI parameters**

Parameter name	Request	Indication	Response	Confirm
Invoke id	M	M(=)	M(=)	M(=)
IMEI			C	C(=)
User error			C	C(=)
Provider error				O

### 8.7.2.3 Parameter use

#### Invoke id

See subclause 7.6.1 for the use of this parameter.

#### IMEI

See subclause 7.6.2 for the use of this parameter. The parameter IS included in the service response from the MSC to the VLR on successful outcome of the service.

#### User error

If the service fails, the VLR sends the user error System Failure (see subclause 7.6.1) to the MSC.

#### Provider error

See subclause 7.6.1 for the use of this parameter.

## 8.8 Subscriber management services

### 8.8.1 MAP-INSERT-SUBSCRIBER-DATA service

#### 8.8.1.1 Definition

This service is used by an HLR to update a VLR with certain subscriber data in the following occasions:

- the operator has changed the subscription of one or more supplementary services, basic services or data of a subscriber. Note that in case of withdrawal of a Basic or Supplementary service this primitive shall not be used;
- the operator has applied, changed or removed Operator Determined Barring;
- the subscriber has changed data concerning one or more supplementary services by using a subscriber procedure;
- the HLR provides the VLR with subscriber parameters at location updating of a subscriber or at restoration. In this case, this service is used to indicate explicitly that a supplementary service is not provisioned, if the supplementary service specification requires it. The only supplementary services which have this requirement are the CLIR and COLR services. Network access mode is provided only in restoration.

Also this service is used by an HLR to update a SGSN with certain subscriber data in the following occasions:

- if the GPRS subscription has changed;
- if the network access mode is changed;
- the operator has applied, changed or removed Operator Determined Barring;
- the HLR provides the SGSN with subscriber parameters at GPRS location updating of a subscriber.

It is a confirmed service and consists of the primitives shown in table 6.8/1.

### 8.8.1.2 Service primitives

**Table 8.8/1: MAP-INSERT-SUBSCRIBER-DATA**

Parameter name	Request	Indication	Response	Confirm
Invoke Id	M	M(=)	M(=)	M(=)
IMSI	C	C(=)		
MSISDN	C	C(=)		
Category	C	C(=)		
Subscriber Status	C	C(=)		
Bearer service List	C	C(=)	C	C(=)
Teleservice List	C	C(=)	C	C(=)
Forwarding information List	C	C(=)		
Call barring information List	C	C(=)		
CUG information List	C	C(=)		
SS-Data List	C	C(=)		
eMLPP Subscription Data	C	C(=)		
Operator Determined Barring General data	C	C(=)	C	C(=)
Operator Determined Barring HPLMN data	C	C(=)		
Roaming Restriction Due To Unsupported Feature	C	C(=)		
Regional Subscription Data	C	C(=)		
VLR CAMEL Subscription Info	C	C(=)		
Voice Broadcast Data	C	C(=)		
Voice Group Call Data	C	C(=)		
Network access mode	C	C(=)		
GPRS Subscription Data	C	C(=)		
Roaming Restricted In SGSN Due To Unsupported Feature	C	C(=)		
North American Equal Access preferred Carrier Id List	U	C(=)		
LSA Information	C	C(=)		
SS-Code List			C	C(=)
LMU Identifier	C	C(=)		
LCS Information	C	C(=)		
Regional Subscription Response			C	C(=)
Supported CAMEL Phases			C	C(=)
User error			U	C(=)
Provider error				O

### 8.8.1.3 Parameter use

#### Network access mode

This parameter defines if the subscriber has access to MSC/VLR and/or to SGSN. This parameter is used by SGSN and MSC/VLR. In VLR, the parameter is used only as part of Restore Data Procedure and the parameter is not stored in the VLR. This parameter shall always be sent to the SGSN as part of the subscriber data at GPRS location updating. It shall be sent to the SGSN or VLR as appropriate if it is to be changed as a result of administrative action.

All parameters are described in subclause 7.6. The following clarifications are applicable:

#### IMSI

It is only included if the service is not used in an ongoing transaction (e.g. location updating). This parameter is used by the VLR and the SGSN.

#### MSISDN

It is included either at location updating or when it is changed. The MSISDN sent shall be the basic MSISDN. This parameter is used by the VLR and the SGSN.

#### Category

It is included either at location updating or when it is changed. This parameter is used only by the VLR and if the SGSN receives this parameter it shall ignore it.

#### Subscriber Status

It is included either at location updating or when it is changed.

To apply, remove or update Operator Determined Barring Categories the Subscriber Status is set to Operator Determined Barring. In this case ODB General Data shall also be present. If the Operator Determined Barring applies and the subscriber is registered in the HPLMN and HPLMN specific Operator Determined Barring applies then ODB HPLMN Specific Data shall also be present.

To remove all Operator Determined Barring Categories the Subscriber Status shall be set to "Service Granted". This parameter is used by the VLR and the SGSN.

#### Bearer service List

A list of Extensible Bearer service parameters (Extensible Bearer service is defined in subclause 7.6). An Extensible Bearer service parameter must be the code for an individual Bearer service, except in the cases described below.

The codes for the Bearer service groups "allAlternateSpeech-DataCDA" and "allAlternateSpeech-DataCDS" shall, if applicable, be sent from the HLR to the VLR as a pair. The codes for the Bearer service groups "allSpeechFollowedByDataCDA" and "allSpeechFollowedByDataCDS" shall, if applicable, be sent from the HLR to the VLR as a pair.

If it is included in the Request/Indication, it includes either all Extensible Bearer services subscribed (at location updating or at restoration) or only the ones added (at subscriber data modification).

If the VLR receives an Indication containing any Extensible Bearer service parameters which it does not support/allocate it returns them in the response to the HLR and discards the unsupported Extensible Bearer services (no error is sent back), except in the cases described below.

If the VLR receives the codes for the Bearer service groups "allSpeechFollowedByDataCDA" and "allSpeechFollowedByDataCDS" and supports one or more of the circuit-switched synchronous or asynchronous data rates specified for simple data bearer services, it shall accept the bearer service codes, and not return them in the response to the HLR. If the VLR does not support any of the circuit-switched synchronous or asynchronous data rates specified for simple data bearer services, and receives the pair of codes for "allAlternateSpeech-DataCDA" and "allAlternateSpeech-DataCDS" or the pair of codes for "allSpeechFollowedByDataCDA" and "allSpeechFollowedByDataCDS", it shall reject the pair of codes by returning them in the response to the HLR. This parameter is used only by the VLR and if the SGSN receives this parameter it shall ignore it.

#### Teleservice List

A list of Extensible Teleservice parameters (Extensible Teleservice is defined in subclause 7.6). An Extensible Teleservice parameter must be the code for an individual Teleservice.

If it is included in the Request/Indication, it contains either all Extensible Teleservices subscribed (at location updating or at restoration) or the ones added (at subscriber data modification). Only the Extensible Teleservices that are relevant to the node at which the message is received should be included in the Teleservice List.

If the VLR or the SGSN receives an Indication containing any Extensible Teleservice parameters which it does not support/allocate it returns them in the response to the HLR and discards the unsupported Extensible Teleservices (no error is sent back). This parameter is used by the VLR and the SGSN.

### Forwarding information List

A list of Extensible Forwarding information parameters (Extensible Forwarding information is defined in subclause 7.6). It includes Call Forwarding services either at location updating or at restoration or when they are changed. Each Extensible Forwarding information parameter shall be treated independently of all other parameters in the primitive.

The Extensible Forwarding information shall include the SS-Code for an individual call forwarding supplementary service. The Extensible Forwarding information shall contain one or more Extensible Forwarding Features (Extensible Forwarding Feature is defined in subclause 7.6).

The Extensible Forwarding Feature may include an Extensible Basic Service Group. This shall be interpreted according to the rules in subclause 8.8.1.4.

The Extensible Forwarding Feature shall contain an Extensible SS-Status parameter.

If the Extensible SS-Status indicates that call forwarding is registered then (except for call forwarding unconditional) the Extensible Forwarding Feature shall contain a forwarded-to number and, if available, the forwarded-to subaddress. In other states the forwarded-to number and, if applicable, the forwarded-to subaddress shall not be included. For call forwarding unconditional the forwarded-to number and, if applicable, the forwarded-to subaddress shall not be included. If the VLR does not receive a forwarded-to subaddress then it shall assume that a forwarded-to subaddress has not been registered.

The Extensible Forwarding Feature shall contain the extensible forwarding options (except for call forwarding unconditional where the extensible forwarding options shall not be included). Bits 3 and 4 of the extensible forwarding options shall be ignored by the VLR, and may be set to any value by the HLR.

For call forwarding on no reply: If the extensible SS-Status indicates that call forwarding is registered then the Extensible Forwarding Feature shall contain an extensible no reply condition timer. In other states the no reply condition timer shall not be included.

For call forwarding services other than call forwarding on no reply: The Extensible Forwarding Feature shall not contain a no reply condition timer.

If the VLR receives an Indication containing any Call Forwarding service codes which it does not support/allocate it returns them to the HLR in the parameter SS-Code List and discards the unsupported Call Forwarding service codes (no error is sent back). This parameter is used only by the VLR and if the SGSN receives this parameter it shall ignore it.

### Call barring information List

A list of Extensible Call barring information parameters (Extensible Call barring information is defined in subclause 7.6). It includes Call Barring services either at location updating or at restoration or when they are changed. Each Extensible Call barring information parameter shall be treated independently of all other parameters in the primitive.

The Extensible Call barring information shall include the SS-Code for an individual call barring supplementary service. The Extensible Call barring information shall contain one or more Extensible Call Barring Features (Extensible Call Barring Feature is defined in subclause 7.6).

The Extensible Call Barring Feature may include an Extensible Basic Service Group. This shall be interpreted according to the rules in subclause 8.8.1.4.

The Extensible Call Barring Feature shall contain an extensible SS-Status parameter.

If the VLR receives an Indication containing any Extensible Call Barring service codes which it does not support/allocate it returns them to the HLR in the parameter SS-Code List and discards the unsupported Extensible Call Barring service codes (no error is sent back). This parameter is used only by the VLR and if the SGSN receives this parameter it shall ignore it.

### CUG information List

A list of CUG information list parameters (CUG information is defined in subclause 7.6). It includes CUG information either at location updating or at restoration or when it is changed.

At location updating, restoration or when there is a change in CUG data, the HLR shall include the complete CUG-SubscriptionList and, if there are options per basic group, it shall also include the complete CUG-FeatureList. If there are not options per extensible basic service group the CUG-FeatureList shall not be included.

In any dialogue, the first insertSubscriberData message which contains CUG information shall include a non-empty CUG-SubscriptionList.

When the VLR receives CUG data it shall replace the stored CUG data with the received data set.

If CUG-FeatureList is omitted in the Insert Subscriber Data operation VLR shall interpret that no options per extensible basic service group exist, and then it shall apply the default values i.e. no outgoing access, no incoming access, no preferential CUG exists.

If CUG-Feature is received without preferential CUG, the VLR shall interpret that no preferential CUG applies.

If the VLR detects that there is overlapping in the information received within a dialogue, it shall send the error Unexpected Data Value.

Note that data consistency between CUG subscription data and CUG feature data is the responsibility of the HLR.

If the VLR does not support the CUG service it returns its code to the HLR in the parameter SS-Code List and discards the received information (no error is sent back). This parameter is used only by the VLR and if the SGSN receives this parameter it shall ignore it.

### SS-Data List

A list of Extensible SS-Data parameters (Extensible SS-Data is defined in subclause 7.6). It is sent for any other supplementary service than Call Forwarding, Call Barring, CUG and eMLPP either at location updating or at restoration or when they are changed. Each SS-Data parameter shall be treated independently of all other parameters in the primitive.

The Extensible SS-Data shall include the SS-Code for an individual supplementary service.

The Extensible SS-Data shall contain an Extensible SS-Status parameter and any subscription options that are applicable to the service defined by the SS-Code.

The SS-Data may include a Basic Service Group List. This shall be interpreted according to the rules in subclause 8.8.1.4.

If the VLR receives an Indication containing any supplementary service codes which it does not support/allocate it returns them to the HLR in the parameter SS-Code List and therefore discards the unsupported service codes received (no error is sent back). This parameter is used only by the VLR and if the SGSN receives this parameter it shall ignore it.

### Operator Determined Barring General data

If it is included in a Request/Indication, it includes all the Operator Determined Barring categories that may be applied to a subscriber registered in any PLMN. This parameter is only included in a Request/Indication when the parameter Subscriber Status is set to the value Operator Determined Barring. Note that all General Operator Determined Barring Categories shall be set to their actual status.

If the VLR or the SGSN receives an Indication containing Operator Determined Barring General Data which shows that the subscriber is subject to barring not supported / not allocated by the VLR or by the SGSN, it returns Operator Determined Barring General Data in the response to the HLR to show the barring categories which are not supported / not allocated by the VLR or by the SGSN. This parameter is used by the VLR and the SGSN.

### Operator Determined Barring HPLMN data

It includes all the Operator Determined Barring categories that may be applied only to a subscriber registered in the HPLMN. Therefore, it shall only be transferred to the VLR or to the SGSN when the subscriber is roaming into the HPLMN and when the parameter Subscriber Status is set to the value Operator Determined Barring. Note that all HPLMN Operator Determined Barring Categories shall be set to their actual status.

If Subscriber Status is set to the value Operator Determined Barring and no Operator Determined Barring HPLMN data is present then the VLR or the SGSN shall not apply any HPLMN specific ODB services to the subscriber. This parameter is used by the VLR and the SGSN.

### eMLPP Subscription Data

If included in the Insert Subscriber Data request this parameter defines the priorities the subscriber might apply for a call (as defined in subclause 7.6). It contains both subparameters of eMLPP.

If the VLR does not support the eMLPP service it returns its code to the HLR in the parameter SS-Code List and therefore discards the received information (no error is sent back).

eMLPP subscription data that have been stored previously in a subscriber data record in the VLR are completely replaced by the new eMLPP subscription data received in a MAP\_INSERT\_SUBSCRIBER\_DATA during either an Update Location or Restore Data procedure or a stand alone Insert Subscriber data procedure. This parameter is used only by the VLR and if the SGSN receives this parameter it shall ignore it.

### Roaming Restriction Due To Unsupported Feature

The HLR may decide to include this parameter in the request if certain services or features are indicated as not supported by the MSC/VLR (e.g. Advice of Charge Charging Level).

If this parameter is sent to the VLR the MSC area is restricted by the HLR and the VLR. This parameter is used only by the VLR and if the SGSN receives this parameter it shall ignore it.

### Regional Subscription Data

If included in the Insert Subscriber Data request this parameter defines the subscriber's subscription area for the addressed VLR or for the addressed SGSN (as defined in subclause 7.6). It contains the complete list of up to 10 Zone Codes that apply to a subscriber in the currently visited PLMN. The HLR shall send only those Zone Codes which are stored against the CC and NDC of the VLR or the CC and NDC of the SGSN to be updated.

NOTE: Support of this parameter is a network operator option and it will not be sent to networks which do not support Regional Subscription.

Regional subscription data that have been stored previously in a subscriber data record in the VLR or in the SGSN are completely replaced by the regional subscription data received in an Insert Subscriber Data indication during either an Update Location or Restore Data procedure or a stand alone Insert Subscriber data procedure.

After the regional subscription data are inserted the VLR or the SGSN shall derive whether its location areas are allowed or not. If the whole MSC or SGSN area is restricted it will be reported to HLR by returning the Regional Subscription Response.

The VLR or the SGSN returns a Regional Subscription Response indicating that a problem with the Zone Code has been detected in one of the following cases:

- Too Many Zone Codes: more than 10 Zone Codes are to be stored in the VLR or in the SGSN;
- Regional Subscription Not Supported by the VLR or the SGSN;
- Zone Codes Conflict: the VLR or the SGSN detects that the zone codes indicate conflicting service permission for a location area.

Zone codes which have no mapping to location areas shall be ignored.

If a sequence of MAP\_INSERT\_SUBSCRIBER\_DATA services is used during a dialogue, Regional Subscription Data shall be accepted only in one service. Regional Subscription Data received in a subsequent service shall be rejected with the error Unexpected Data Value.

If Regional Subscription Data are not included in any MAP\_INSERT\_SUBSCRIBER\_DATA service, there is no restriction of roaming due to Regional Subscription. This parameter is used by the VLR and the SGSN.

#### Voice Broadcast Data

This parameter contains a list of group id's a user might have subscribed to; (VBS-Data is defined in subclause 7.6). It includes VBS information either at location updating or at restoration or when it is changed.

At location updating, restoration or when there is a change in VBS data, the HLR shall include the complete VBS-Data.

When the VLR receives VBS-Data within a dialogue it shall replace the stored VBS-data with the received data set. All subsequent VBS-dta received within this dialogue shall be interpreted as add-on data.

If VBS-data is omitted in the Insert Subscriber Data operation the VLR shall keep the previously stored VBS data.

If the VLR detects that there is overlapping in the information received within a dialogue, it shall send the error Unexpected Data Value. . This parameter is used only by the VLR and if the SGSN receives this parameter it shall ignore it.

#### Voice Group Call Data

This parameter contains a list of group id's a user might have subscribed to; see subclause 7.6.

At location updating, restoration or when there is a change in VGCS data, the HLR shall include the complete VGCS-Data.

When the VLR receives VGCS-Data within a dialogue it shall replace the stored VGCS-Data with the received data set. All VGCS-Data received within this dialogue shall be interpreted as add-on data.

If VBCS-Data is omitted in the Insert Subscriber Data operation the VLR shall keep the previously stored VGCS-Data.

If the VLR detects that there is overlapping in the information received within a dialogue, it shall send the error Unexpected Data Value. This parameter is used only by the VLR and if the SGSN receives this parameter it shall ignore it.

#### North American Equal Access preferred Carrier Id List

A list of the preferred carrier identity codes that are subscribed to.

When the VLR receives this parameter from the HLR, it shall replace the previously stored preferred carrier identity codes with the received ones. It is not possible to delete all the preferred carrier identity codes from the VLR using this service. To delete all the preferred carrier identity codes from the VLR, the HLR shall use the MAP\_CANCEL\_LOCATION service.

#### LSA Information

If included in the ISD request, this parameter contains a list of localised service area identities a user might have subscribed to together with the priority, the preferential access indicator, the active mode support indicator and active mode indication of each localised service area; see subclause 7.6. The access right outside these localised service areas is also indicated. In all cases mentioned below, the LSA information shall only include LSA Data applicable to the VPLMN where the Subscriber is located. The VLR number, received in the MAP-UPDATE\_LOCATION primitive, or the SGSN number, received in the MAP\_UPDATE\_GPRS\_LOCATION primitive, can be used, alongside data stored in the HLR, to determine the LSA Data applicable to the VPLMN.

At restoration, location updating or GPRS location updating the HLR shall include the complete set of applicable LSA Information.

When there is a change in LSA data the HLR shall include at least the new and/or modified LSA data.

When there is a change in the access right outside the localised service areas the HLR shall include the LSA only access indicator.

When the SGSN or the VLR receives LSA information within a dialogue it shall check if the received data has to be considered as the entire LSA information. If so, it shall replace the stored LSA information with the received data set, otherwise it shall replace the data only for the modified LSA data (if any) and/or access right, and add the new LSA data (if any) to the stored LSA Information.

If the entire LSA information is received, it shall always include the LSA only access indicator value together with the LSA data applicable for the PLMN (if any).

If LSA Information is omitted in the Insert Subscriber Data operation the SGSN or the VLR shall keep the previously stored LSA Information.

If the SGSN or the VLR detects that there is overlapping in the information received within a dialogue, it shall send the error Unexpected Data Value. This parameter is used by the VLR and the SGSN.

#### LMU Identifier

This parameter indicates the presence of an LMU This parameter is used only by the VLR and shall be ignored if received by an SGSN.

#### LCS Information

This parameter provides the following LCS related information for an MS subscriber:

- list of GMLCs in the HPLMN
- privacy exception list
- MO-LR list

At restoration and location updating, the HLR shall include the complete LCS data of the subscriber.

When there is a change in LCS subscriber data the HLR shall include at least the new and/or modified LCS data. LCS data that is not modified need not be included.

The VLR shall keep any previously stored LCS Information that is not included in an Insert Subscriber Data operation.

If the VLR detects that there is overlapping in the LCS information received within a dialogue, it shall send the error Unexpected Data Value.

This parameter is used only by the VLR and shall be ignored if received by an SGSN.

#### SS-Code List

The list of SS-Code parameters that are provided to a subscriber but are not supported/allocated by the VLR (SS-Code is defined in subclause 7.6). The list can only include individual SS-Codes that were sent in the service request. This parameter is used only by the VLR.

#### Regional Subscription Response

If included in the response this parameter indicates one of:

- MSC Area Restricted entirely because of regional subscription;
- SGSN Area Restricted entirely because of regional subscription;
- Too Many Zone Codes to be inserted;
- Zone Codes Conflict;
- Regional Subscription not Supported by the VLR or by the SGSN.

If the VLR determines after insertion of Regional Subscription Data that the entire MSC area is restricted, the VLR shall respond with a Regional Subscription Response indicating MSC Area Restricted. Otherwise MSC Area Restricted is not sent. The HLR shall check whether the current MSC area is no longer restricted.



If the SGSN determines after insertion of Regional Subscription Data that the entire SGSN area is restricted, the SGSN shall respond with a Regional Subscription Response indicating SGSN Area Restricted. Otherwise SGSN Area Restricted is not sent. The HLR shall check whether the current SGSN area is no longer restricted. This parameter is used by the VLR and by the SGSN.

#### VLR CAMEL Subscription Info

This parameter is sent for subscribers who have CAMEL services which are invoked in the MSC. In CAMEL phase 1 this parameter contains only the O-CSI. If an O-CSI is contained, TDP-Criteria may also be present in CAMEL Phase 2. In CAMEL Phase 2 this parameter contains the SS-CSI and/or the O-CSI. The VLR CAMEL Subscription Info is sent at location updating or when any information in the applicable CAMEL Subscription Info in the HLR has been changed. The entire set of CAMEL Subscription Info is sent within one dialogue. If a set of CAMEL Subscription Info is already stored in the VLR, i.e received within a previous dialogue, it is replaced by the received data. If the VLR CAMEL Subscription Info is omitted in the Insert Subscriber Data operation the VLR shall keep the previously stored VLR CAMEL Subscription Info. Within one dialogue subsequent received data are interpreted as add-on data. If the VLR detects that there is overlapping in the information received within a dialogue, it shall send the error Unexpected Data Value. This parameter is used only by the VLR and if the SGSN receives this parameter it shall ignore it.

The VLR CAMEL Subscription Info may contain the TIF-CSI (Translation Information Flag). See GSM 03.72 for the use of this parameter and the conditions for its presence.

#### Supported CAMEL Phases

The use of this parameter and the requirements for its presence are specified in GSM 03.78. This parameter is used only by the VLR.

A VLR not supporting any CAMEL-Phase may omit this parameter.

#### GPRS Subscription Data

This parameter contains a list of PDP-contexts a user has subscribed to; see subclause 7.6.

At GPRS location updating the HLR shall include the complete GPRS Subscription Data.

When there is a change in GPRS subscriber data the HLR shall include only the new and/or modified PDP contexts.

When the SGSN receives GPRS Subscription Data within a dialogue it shall check if the received data has to be considered as the entire GPRS subscription data. If so, it shall replace the stored GPRS Subscription Data with the received data set, otherwise it shall replace the data only for the modified PDP contexts (if any) and add the new PDP contexts (if any) to the stored GPRS Subscription Data.

If GPRS Subscription Data is omitted in the Insert Subscriber Data operation the SGSN shall keep the previously stored GPRS Subscription Data.

If the SGSN detects that there is overlapping in the information received within a dialogue, it shall send the error Unexpected Data Value. This parameter is used only by the SGSN and if the VLR receives this parameter it shall ignore it.

#### Roaming Restricted In SGSN Due To Unsupported Feature

The HLR may decide to include this parameter in the request if certain services or features are indicated as not supported by the SGSN. This parameter is used only by the SGSN and if the VLR receives this parameter it shall ignore it.

#### User error

Only one of the following values is applicable:

- Unidentified subscriber;
- Data missing;
- Unexpected data value.

#### 8.8.1.4 Basic service information related to supplementary services

A number of parameters that relate to supplementary services can be qualified by a Basic Service Group (or a Basic Service Group List). This subclause explains how this information is to be interpreted. Supplementary service parameters to which this subclause is applicable only apply to the basic service groups described in this subclause, and only those basic service groups shall be overwritten at the VLR.

The Basic Service Group (or Basic Service Group List) is optional.

If present the Basic Service Group (or the elements of the Basic Service Group List) shall be one of:

- an Elementary Basic Service Group for which the supplementary service is applicable to at least one basic service in the group; and to which the subscriber has a subscription to at least one basic service in the group;
- the group "All Teleservices" provided that the service is applicable to at least one teleservice and that the subscriber has a subscription to at least one teleservice that is in the same Elementary Basic Service Group as a teleservice to which the service is applicable;
- the group "All Bearer Services" provided that the service is applicable to at least one bearer service and that the subscriber has a subscription to at least one bearer service that is in the same Elementary Basic Service Group as a basic service to which the service is applicable.

If the Basic Service Group (or Basic Service Group List) is not present then the parameter shall apply to all Basic Service Groups.

If the basic service information is not a single Elementary Basic Service Group then the parameter shall be taken as applying individually to all the Elementary Basic Service Groups for which:

- the supplementary service is applicable to at least one basic service in the Basic Service Group; and
- the subscriber has a subscription to at least one basic service in the Basic Service Group.

The VLR is not required to store supplementary services data for Basic Service Groups that are not supported at the VLR.

### 8.8.2 MAP-DELETE-SUBSCRIBER-DATA service

#### 8.8.2.1 Definition

This service is used by an HLR to remove certain subscriber data from a VLR if the subscription of one or more supplementary services or basic services is withdrawn. Note that this service is not used in case of erasure or deactivation of supplementary services.

Also this service is used by an HLR to remove GPRS subscription data from a SGSN.

It is a confirmed service and consists of the primitives shown in table 8.8/2.

## 8.8.2.2 Service primitives

Table 8.8/2: MAP-DELETE-SUBSCRIBER-DATA

Parameter name	Request	Indication	Response	Confirm
Invoke Id	M	M(=)	M(=)	M(=)
IMSI	M	M(=)		
Basic service List	C	C(=)		
SS-Code List	C	C(=)		
Roaming Restriction Due To Unsupported Feature	C	C(=)		
Camel Subscription Info Withdraw	C	C(=)		
Regional Subscription Data	C	C(=)		
VBS Group Indication	C	C(=)		
VGCS Group Indication	C	C(=)		
GPRS Subscription Data Withdraw	C	C(=)		
Roaming Restricted In SGSN Due To Unsupported Feature	C	C(=)		
LSA Information Withdraw	C	C(=)		
Regional Subscription Response			C	C(=)
GMLC List Withdraw	C	C(=)		
User error			C	C(=)
Provider error				O

## 8.8.2.3 Parameter use

All parameters are described in subclause 7.6. The following clarifications are applicable:

Basic service List

A list of Extensible Basic service parameters (Extensible Basic service is defined in subclause 7.6). It is used when one, several or all basic services are to be withdrawn from the subscriber. If the VLR or the SGSN receives a value for an Extensible Basic Service which it does not support, it shall ignore that value. This parameter is used by the VLR and by the SGSN.

SS-Code List

A list of SS-Code parameters (SS-Code is defined in subclause 7.6). It is used when several or all supplementary services are to be withdrawn from the subscriber.

There are three possible options:

- deletion of basic service(s);  
The parameter Basic service List is only included.
- deletion of supplementary service(s);  
The parameter SS-Code List is only included.
- deletion of basic and supplementary services;  
Both Basic service List and SS-Code List are included.

This parameter is used only by the VLR and if the SGSN receives this parameter it shall ignore it.

Roaming Restriction Due To Unsupported Feature

This parameter is used if Roaming Restriction Due To Unsupported Feature is deleted from the subscriber data. This may occur if unsupported features or services are removed from the subscriber data in the HLR.

If this parameter is sent the VLR shall check if the current Location Area is possibly allowed now. This parameter is used only by the VLR and if the SGSN receives this parameter it shall ignore it.

### CAMEL Subscription Info Withdraw

This parameter is used to indicate that CAMEL Subscription Info shall be deleted from the VLR. All CAMEL Subscription Info for the subscriber shall be deleted. This parameter is used only by the VLR and if the SGSN receives this parameter it shall ignore it.

### Regional Subscription Identifier

Contains one single Zone Code (as defined subclause 7.6) and is used if all Zone Codes shall be deleted from the subscriber data. When all the Zone Codes are deleted, the VLR or the SGSN shall check for its location areas whether they are allowed or not. If the whole MSC area is restricted, VLR will report it to HLR by returning the Regional Subscription Response "MSC Area Restricted". If the whole SGSN area is restricted, SGSN will report it to HLR by returning the Regional Subscription Response "SGSN Area Restricted".

The binary coding of the Zone Code value received in a Delete Subscriber Data request shall not be checked by the VLR or by the SGSN.

Note that support of this parameter is a network operator option and it shall not be sent to networks which do not support Regional Subscription.

If Regional Subscription is not supported by the VLR or by the SGSN, the request for deletion of Zone Codes is refused by sending the Regional Subscription Response "Regional Subscription Not Supported" to the HLR.

If no Zone Codes are stored in the respective subscriber data record, the request for deleting all Zone Code information shall be ignored and no Regional Subscription Response shall be returned. This parameter is used by the VLR and by the SGSN.

### VBS Group Indication

Contains an indication (flag) which is used if all Group Id's shall be deleted from the subscriber data for the Voice Broadcast teleservice.

If VBS is not supported in the VLR or no Group Ids are stored for VBS in the respective subscriber record, the request for deletion of all Group Ids shall be ignored. This parameter is used only by the VLR and if the SGSN receives this parameter it shall ignore it.

### VGCS Group Indication

Contains an indication (flag) which is used if all Group Id's shall be deleted from the subscriber data for the Voice Group Call teleservice. This parameter is used only by the VLR and if the SGSN receives this parameter it shall ignore it.

If VGCS is not supported in the VLR or no Group Ids are stored for VGCS in the respective subscriber record, the request for deletion of all Group Ids shall be ignored.

### GPRS Subscription Data Withdraw

This parameter is used to indicate whether all GPRS Subscription Data for the subscriber shall be deleted or if only a subset of the stored GPRS Subscription Data for the subscriber shall be deleted. In the latter case only those PDP context whose identifiers are included in the subsequent identifier list will be deleted. This parameter is used only by the SGSN and if the VLR receives this parameter it shall ignore it.

### Roaming Restricted In SGSN Due To Unsupported Feature

This parameter is used if Roaming Restricted In SGSN Due To Unsupported Feature is deleted from the GPRS subscriber data. This may occur if unsupported features or services are removed from the GPRS subscriber data in the HLR.

If this parameter is sent the SGSN shall check if the current Location Area is possibly allowed now. This parameter is used only by the SGSN and if the VLR receives this parameter it shall ignore it.

LSA Information Withdraw

This parameter is used to indicate whether all LSA Information for the subscriber shall be deleted or if only a subset of the stored LSA Information for the subscriber shall be deleted. In the latter case only the LSA data whose LSA identities are included in the subsequent LSA data list will be deleted. This parameter is used by the VLR and the SGSN.

Regional Subscription Response

If included in the Delete Subscriber Data response this parameter indicates one of:

- MSC Area Restricted
- SGSN Area Restricted;
- Regional Subscription Not Supported.

This parameter is used by the VLR and by the SGSN.

GMLC List Withdraw

This parameter indicates that the subscriber's LCS GMLC List shall be deleted from the VLR.

This parameter is used only by the VLR and shall be ignored if received by an SGSN.

User error

Only one of the following values is applicable:

- Unidentified subscriber;
- Data missing;
- Unexpected data value.

## 8.9 Identity management services

### 8.9.1 MAP-PROVIDE-IMSI service

#### 8.9.1.1 Definition

This service is used by a VLR in order to get, via the MSC, the IMSI of a subscriber (e.g. when a subscriber has identified itself with a TMSI not allocated to any subscriber in the VLR).

It is a confirmed service and consists of the primitives shown in table 8.9/1.

#### 8.9.1.2 Service primitives

**Table 8.9/1: MAP-PROVIDE-IMSI**

Parameter name	Request	Indication	Response	Confirm
Invoke Id	M	M(=)	M(=)	M(=)
IMSI			C	C(=)
User error			C	C(=)
Provider error				O

### 8.9.1.3 Parameter use

All parameters are described in subclause 7.6. The following clarifications are applicable:

#### IMSI

This parameter is received when the request is successfully carried out. It contains the requested IMSI.

#### User error

Only one of the following values is applicable:

- Absent subscriber.

## 8.9.2 MAP-FORWARD-NEW-TMSI service

### 8.9.2.1 Definition

This service is used by a VLR to allocate, via MSC, a new TMSI to a subscriber during an ongoing transaction (e.g. call set-up, location updating or supplementary services operation).

It is a confirmed service and consists of the primitives shown in table 8.9/2.

### 8.9.2.2 Service primitives

**Table 8.9/2: MAP-FORWARD-NEW-TMSI**

Parameter name	Request	Indication	Response	Confirm
Invoke Id	M	M(=)	M(=)	M(=)
TMSI	M	M(=) O	Provider error	

### 8.9.2.3 Parameter use

The parameter TMSI is described in subclause 7.6.

## 8.10 Fault recovery services

### 8.10.1 MAP\_RESET service

#### 8.10.1.1 Definition

This service is used by the HLR, after a restart, to indicate to a list of VLRs or SGSNs that a failure occurred.

The MAP\_RESET service is a non-confirmed service using the service primitives defined in table 8.10/1

#### 8.10.1.2 Service primitives

**Table 8.10/1: MAP\_RESET**

Parameter name	Request	Indication
Invoke Id	M	M(=)
HLR number	M	M(=)
HLR Id LIST	U	C(=)

### 8.10.1.3 Parameter definition and use

#### Invoke Id

See definition in subclause 7.6.1.

#### HLR number

See definition in subclause 7.6.2.

#### HLR Id LIST

The HLR Id List is a list of HLR Id. If the parameter is present in the indication, the VLR or SGSN may base the retrieval of subscribers to be restored on their IMSI: the subscribers affected by the reset are those whose IMSI leading digits are equal to one of these numbers. If the parameter is absent, subscribers to be restored are those for which the OriginatingEntityNumber received at location updating time matches the equivalent parameter of the Reset Indication.

## 8.10.2 MAP\_FORWARD\_CHECK\_SS\_INDICATION service

### 8.10.2.1 Definition

This service may be used by an HLR as an implementation option, to indicate to a mobile subscriber that supplementary services parameters may have been altered, e.g. due to a restart. If received from the HLR, the VLR shall forward this indication to the MSC, which in turn forwards it to the MS. The HLR only sends this indication after successful completion of the subscriber data retrieval from HLR to VLR that ran embedded in a MAP\_UPDATE\_LOCATION procedure.

The MAP\_FORWARD\_CHECK\_SS\_INDICATION service is a non-confirmed service using the service primitives defined in table 8.10/2.

### 8.10.2.2 Service primitives

**Table 8.10/2: MAP\_FORWARD\_CHECK\_SS\_INDICATION**

Parameter name	Request	Indication
Invoke Id	M	M(=)

### 8.10.2.3 Parameter definition and use

#### Invoke Id

See definition in subclause 7.6.1.

## 8.10.3 MAP\_RESTORE\_DATA service

### 8.10.3.1 Definition

This service is invoked by the VLR on receipt of a MAP\_PROVIDE\_ROAMING\_NUMBER indication for an unknown IMSI, or for a known IMSI with the indicator "Confirmed by HLR" set to "Not confirmed". The service is used to update the LMSI in the HLR, if provided, and to request the HLR to send all data to the VLR that are to be stored in the subscriber's IMSI record.

The MAP\_RESTORE\_DATA service is a confirmed service using the service primitives defined in table 6.10/3.

## 8.10.3.2 Service primitives

Table 8.10/3: MAP\_RESTORE\_DATA

Parameter name	Request	Indication	Response	Confirm
Invoke Id	M	M(=)	M(=)	M(=)
IMSI	M	M(=)		
LMSI	U	C(=)		
Supported CAMEL phases	C	C(=)		
HLR number			C	C(=)
MS Not Reachable Flag			C	C(=)
User error			C	C(=)
Provider error				O

## 8.10.3.3 Parameter definitions and use

Invoke Id

See definition in subclause 5.6.1.

IMSI

See definition in subclause 5.6.2.

LMSI

See definition in subclause 5.6.2. It is an operator option to provide the LMSI from the VLR; it is mandatory for the HLR to support the LMSI handling procedures.

Supported CAMEL Phases

This parameter indicates which phases of CAMEL are supported. Must be present if a CAMEL phase different from phase 1 is supported. Otherwise may be absent.

HLR number

See definition in subclause 5.6.2. The presence of this parameter is mandatory in case of successful outcome of the service.

MS Not Reachable Flag

See definition in subclause 5.6.8. This parameter shall be present in case of successful outcome of the service, if the "MS Not Reachable flag" was set in the HLR.

User error

In case of unsuccessful outcome of the service, an error cause shall be returned by the HLR. The following error causes defined in subclause 5.6.1 may be used, depending on the nature of the fault:

- unknown subscriber;
- system failure;
- unexpected data value;
- data missing.

Provider error

For definition of provider errors see subclause 5.6.1.



## 8.11 Subscriber Information services

### 8.11.1 MAP-ANY-TIME-INTERROGATION service

#### 8.11.1.1 Definition

This service is used by the gsmSCF, to request information (e.g. subscriber state and location) from the HLR at any time.

#### 8.11.1.2 Service primitives

**Table 8.11/1: Any\_Time\_Interrogation**

Parameter name	Request	Indication	Response	Confirm
Invoke id	M	M(=)	M(=)	M(=)
Requested Info	M	M(=)		
gsmSCF-Address	M	M(=)		
IMSI	C	C(=)		
MSISDN	C	C(=)		
Location Information			C	C(=)
Subscriber State			C	C(=)
User error			C	C(=)
Provider error				O

#### 8.11.1.3 Parameter definition and use

All parameters are described in subclause 7.6.

The HLR may be able to use the value of the parameter gsmSCF-address to screen an MAP\_Any\_Time\_Interrogation indication.

The use of the parameters and the requirements for their presence are specified in GSM 03.78.

##### User error

This parameter is sent by the responder when an error is detected and if present, takes one of the following values:

- System Failure;
- Any Time Interrogation Not Allowed;
- Data Missing;
- Unexpected Data Value;
- Unknown Subscriber.

##### Provider error

These are defined in subclause 7.6.1.

### 8.11.2 MAP-PROVIDE-SUBSCRIBER-Info service

#### 8.11.2.1 Definition

This service is used to request information (e.g. subscriber state and location) from the VLR at any time.

### 8.11.2.2 Service primitives

**Table 8.11/2: Provide\_Subscriber\_Information**

Parameter name	Request	Indication	Response	Confirm
Invoke id	M	M(=)	M(=)	M(=)
Requested Info	M	M(=)		
IMSI	M	M(=)		
LMSI	U	O		
Location Information			C	C(=)
Subscriber State			C	C(=)
User error			C	C(=)
Provider error				O

### 8.11.2.3 Parameter definition and use

All parameters are defined in section 7.6. The use of these parameters and the requirements for their presence are specified in GSM 03.18

#### User error

This parameter is sent by the responder when an error is detected and if present, takes one of the following values:

- Data Missing;
- Unexpected Data Value.

#### Provider error

These are defined in subclause 7.6.1.

## 9 Operation and maintenance services

### 9.1 Subscriber tracing services

#### 9.1.1 MAP-ACTIVATE-TRACE-MODE service

##### 9.1.1.1 Definition

This service is used between the HLR and the VLR to activate subscriber tracing in the VLR.

Also this service is used between the HLR and the SGSN to activate subscriber tracing in the SGSN.

The MAP-ACTIVATE-TRACE-MODE service is a confirmed service using the primitives from table 9.1/1.

### 9.1.1.2 Service primitives

**Table 9.1/1: MAP-ACTIVATE-TRACE-MODE**

Parameter name	Request	Indication	Response	Confirm
Invoke id	M	M(=)	M(=)	M(=)
IMSI	C	C(=)		
Trace reference	M	M(=)		
Trace type	M	M(=)		
OMC Id	U	C(=)		
User error			C	C(=)
Provider error				O

### 9.1.1.3 Parameter use

#### Invoke id

See definition in subclause 7.6.1.

#### IMSI

See definition in subclause 7.6.2. The IMSI is a mandatory parameter in a stand-alone operation.

#### Trace reference

See definition in subclause 7.6.10.

#### Trace type

See definition in subclause 7.6.10.

#### OMC Id

See definition in subclause 7.6.2. The use of this parameter is an operator option.

#### User error

The following errors defined in subclause 7.6.1 may be used, depending on the nature of the fault:

- Unidentified Subscriber;
- Facility Not Supported;
- Tracing Buffer Full;
- System Failure;
- Unexpected Data Value;
- Data missing.

#### Provider error

For definition of provider errors see subclause 7.6.1.

## 9.1.2 MAP-DEACTIVATE-TRACE-MODE service

### 9.1.2.1 Definition

This service is used between the VLR and the HLR for deactivating subscriber tracing in the VLR.

Also this service is used between the SGSN and the HLR for deactivating subscriber tracing in the SGSN.

The MAP-DEACTIVATE-TRACE-MODE service is a confirmed service using the primitives from table 9.1/2.

### 9.1.2.2 Service primitives

**Table 9.1/2: MAP-DEACTIVATE-TRACE-MODE**

Parameter name	Request	Indication	Response	Confirm
Invoke id	M	M(=)	M(=)	M(=)
IMSI	C	C(=)		
Trace reference	M	M(=)		
User error			C	C(=)
Provider error				O

### 9.1.2.3 Parameter use

#### Invoke id

See definition in subclause 7.6.1.

#### IMSI

See definition in subclause 7.6.2. The IMSI is a mandatory parameter in a stand-alone operation.

#### Trace reference

See definition in subclause 7.6.10.

#### User error

The following errors defined in subclause 7.6.1 may be used, depending on the nature of the fault:

- Unidentified Subscriber;
- Facility Not Supported;
- System Failure;
- Unexpected Data Value;
- Data missing.

#### Provider error

For definition of provider errors see subclause 7.6.1.

## 9.1.3 MAP-TRACE-SUBSCRIBER-ACTIVITY service

### 9.1.3.1 Definition

This service is used between the VLR and the MSC to activate the subscriber tracing in the MSC.

The MAP-TRACE-SUBSCRIBER-ACTIVITY service is a non-confirmed service using the primitives from table 9.1/3.

### 9.1.3.2 Service primitives

**Table 9.1/3: MAP-TRACE-SUBSCRIBER-ACTIVITY**

Parameter name	Request	Indication
Invoke id	M	M(=)
IMSI	C	C(=)
Trace reference	M	M(=)
Trace type	M	M(=)
OMC Id	U	C(=)

### 9.1.3.3 Parameter use

#### Invoke id

See definition in subclause 7.6.1.

#### IMSI

See definition in subclause 7.6.2. The controlling MSC shall provide either the IMSI or the IMEI to the servicing MSC.

#### Trace reference

See definition in subclause 7.6.10.

#### Trace type

See definition in subclause 7.6.10.

#### OMC Id

See definition in subclause 7.6.2. The use of this parameter is an operator option.

## 9.2 Other operation and maintenance services

### 9.2.1 MAP-SEND-IMSI service

#### 9.2.1.1 Definition

This service is used by a VLR in order to fetch the IMSI of a subscriber in case of some Operation & Maintenance procedure where subscriber data are needed in the Visited PLMN and MSISDN is the only subscriber's identity known.

It is a confirmed service and consists of the primitive shown in figure 9.2/1.

#### 9.2.1.2 Service primitives

**Table 9.2/1: MAP-SEND-IMSI**

Parameter name	Request	Indication	Response	Confirm
Invoke Id	M	M(=)	M(=)	M(=)
MSISDN	M	M(=)		
IMSI			C	C(=)
User error			C	C(=)
Provider error				O

#### 9.2.1.3 Parameter use

All parameters are described in subclause 7.6. The following clarifications are applicable:

#### User error

Only one of the following values is applicable:

- Unknown subscriber;
- Unexpected data value;
- Data missing.

## 10 Call handling services

### 10.1 MAP\_SEND\_ROUTING\_INFORMATION service

#### 10.1.1 Definition

This service is used between the Gateway MSC and the HLR. The service is invoked by the Gateway MSC to perform the interrogation of the HLR in order to route a call towards the called MS.

This is a confirmed service using the primitives listed in table 10.1/1.

This service is also used between the GMSC and the NPLR.

#### 10.1.2 Service primitives

**Table 10.1/1: MAP\_SEND\_ROUTING\_INFORMATION parameters**

Parameter name	Request	Indication	Response	Confirm
Invoke Id	M	M(=)	M(=)	M(=)
Interrogation Type	M	M(=)		
GMSC Address	M	M(=)		
MSISDN	M	M(=)	C	C(=)
OR Interrogation	C	C(=)		
OR Capability	C	C(=)		
CUG Interlock	C	C(=)	C	C(=)
CUG Outgoing Access	C	C(=)	C	C(=)
Number of Forwarding	C	C(=)		
Network Signal Info	C	C(=)		
Supported CAMEL Phases	C	C(=)		
Suppress T-CSI	C	C(=)		
Suppression of Announcement	C	C(=)		
Call Reference Number	C	C(=)		
Forwarding Reason	C	C(=)		
Basic Service Group	C	C(=)		
Alerting Pattern	C	C(=)		
CCBS Call	C	C(=)		
Supported CCBS Phase	C	C(=)		
Additional Signal Info	C	C(=)		
IMSI			C	C(=)
MSRN			C	C(=)
Forwarding Data			C	C(=)
Forwarding Interrogation Required			C	C(=)
VMSC address			C	C(=)
GMSC Camel Subscription Info			C	C(=)
Location Information			C	C(=)
Subscriber State			C	C(=)
Basic Service Code			C	C(=)
CUG Subscription Flag			C	C(=)
North American Equal Access preferred			U	C(=)
Carrier Id				
User error			C	C(=)
SS-List			U	C(=)
CCBS Target			C	C(=)
Keep CCBS Call Indicator			C	C(=)
Number Portability Status			U	C(=)
Provider error				O

### 10.1.3 Parameter use

See subclause 7.6 for a definition of the parameters used in addition to the following. Note that:

- a conditional parameter whose use is defined only in GSM 03.78 shall be absent if the sending entity does not support CAMEL;
- a conditional parameter whose use is defined only in GSM 03.79 shall be absent if the sending entity does not support optimal routing;
- a conditional parameter whose use is defined only in GSM 03.78 & GSM 03.79 shall be absent if the sending entity supports neither CAMEL nor optimal routing.

#### Interrogation Type

See GSM 03.79 [99] for the use of this parameter.

#### GMSC address

The E.164 address of the GMSC.

#### MSISDN

This is the Mobile Subscriber ISDN number assigned to the called subscriber. In the Request & Indication it is the number received by the GMSC in the IAM. If the call is to be forwarded and the HLR supports determination of the redirecting number, the HLR inserts the basic MSISDN in the Response.

See GSM 03.66 [108] for the use of this parameter and the conditions for its presence in the response.

#### OR Interrogation

See GSM 03.79 [99] for the use of this parameter and the conditions for its presence.

#### OR Capability

See GSM 03.79 [99] for the use of this parameter and the conditions for its presence.

#### CUG Interlock

See GSM 03.18 [97] for the use of this parameter and the conditions for its presence.

#### CUG Outgoing Access

See GSM 03.18 [97] for the use of this parameter and the conditions for its presence.

#### Number of Forwarding

See GSM 03.18 [97] for the use of this parameter and the conditions for its presence.

#### Network Signal Info

See GSM 03.18 [97] for the conditions for the presence of the components of this parameter.

#### Supported CAMEL Phases

The use of this parameter and the requirements for its presence are specified in GSM 03.78

#### T-CSI Suppression

The use of this parameter and the requirements for its presence are specified in GSM 03.78

#### Suppression Of Announcement

The use of this parameter and the requirements for its presence are specified in GSM 03.78

#### Call Reference Number

The use of this parameter and the conditions for its presence are specified in GSM 03.78 [98] and GSM 03.79 [99].

#### Forwarding Reason

See GSM 03.79 [99] for the use of this parameter and the conditions for its presence.

#### Basic Service Group

See GSM 03.79 [99] for the use of this parameter and the conditions for its presence.

#### Alerting Pattern

See GSM 03.18 [97] for the use of this parameter and the conditions for its presence.

#### CCBS Call

See GSM 03.93 [107] for the use of this parameter and the conditions for its presence.

#### Supported CCBS Phase

This parameter indicates by its presence that CCBS is supported and the phase of CCBS which is supported.

#### Additional Signal Info

See GSM 03.81 [27] for the conditions for the presence of the components of this parameter.

#### IMSI

See GSM 03.18 [97] and GSM 03.66 [108] for the use of this parameter and the conditions for its presence.

#### MSRN

See GSM 03.18 [97], GSM 03.66 [108] and GSM 03.79 [99] for the use of this parameter and the conditions for its presence. If the NPLR returns only the MSISDN-number without Routeing Number to the GMSC, the MSISDN-number shall be returned as MSRN.

#### Forwarding Data

This parameter includes the forwarded-to number, the forwarding reason and the forwarding options Notification to calling party and Redirecting presentation, and can include the forwarded-to subaddress. See GSM 03.18 [97] and GSM 03.79 [99] for the conditions for the presence of its components.

#### Forwarding Interrogation Required

See GSM 03.79 [99] for the use of this parameter and the conditions for its presence.

#### VMSC address

See GSM 03.79 [99] for the use of this parameter and the conditions for its presence.

#### GMSC CAMEL Subscription Info

The use of this parameter and the requirements for its presence are specified in GSM 03.78

#### Location Information

The use of this parameter and the requirements for its presence are specified in GSM 03.78

#### Subscriber State

The use of this parameter and the requirements for its presence are specified in GSM 03.78

#### CUG Subscription Flag

The use of this parameter and the requirements for its presence are specified in GSM 03.78.



### North American Equal Access preferred Carrier Id

This parameter is returned to indicate the preferred carrier identity to be used to setup the call (i.e. forwarding the call or establishing the roaming leg).

### SS-List

This parameter includes SS-codes and will be returned as an operator option. The HLR shall not send PLMN-specific SS-codes across PLMN boundaries. However if the GMSC receives PLMN-specific SS-codes from a foreign PLMN's HLR the GMSC may ignore it. If the GMSC attempts to process the PLMN specific SS codes, this may lead to unpredictable behaviour but the GMSC shall continue call processing.

### Basic Service Code

The use of this parameter and the requirements for its presence are specified in GSM 03.78.

If the CAMEL service is not involved, this parameter includes the basic service code and will be returned as an operator option. The HLR shall not send a PLMN-specific Basic Service Code across PLMN boundaries. However if the GMSC receives a PLMN-specific Basic Service Code from a foreign PLMN's HLR the GMSC may ignore it. If the GMSC attempts to process the PLMN specific Basic Service codes, this may lead to unpredictable behaviour but the GMSC shall continue call processing.

### CCBS Target

See GSM 03.93 for the use of this parameter and the conditions for its presence.

### Keep CCBS Call Indicator

See GSM 03.93 for the use of this parameter and the conditions for its presence.

### Number Portability Status

This parameter indicates the number portability status of the subscriber. This parameter may be present if the sender of SRIack is NPLR.

### User error

This parameter is sent by the responder when an error is detected and if present, takes one of the following values:

- Unknown Subscriber;
- Number changed;
- Call Barred;

This error will indicate that either incoming calls are barred for this MS or that calls are barred due to Operator Determined Barring (see GSM 02.41 for a definition of this network feature).

- CUG Reject;

The value of this error cause will indicate the reason for CUG Reject.

- Bearer Service Not Provisioned;
- Teleservice Not Provisioned;

A subscription check has been performed and the call has not passed the check due to incompatibility with regard to the requested service. Depending on the nature of the incompatibility, either of these messages will be returned.

- Facility Not Supported;

- Absent Subscriber;

This indicates that the location of the MS is not known (either the station is not registered and there is no location information available or the Provide Roaming Number procedure fails due to IMSI detached flag being set), or the GMSC requested forwarding information with a forwarding reason of not reachable, and the call forwarding on MS not reachable service is not active.

- Busy Subscriber;

This indicates that Call Forwarding on Busy was not active for the specified basic service group when the GMSC requested forwarding information with a forwarding reason of busy.

The error may also indicate that the subscriber is busy due to an outstanding CCBS recall. In the error data it may then be specified that CCBS is possible for the busy encountered call.

- No Subscriber Reply;

This indicates that Call Forwarding on No Reply was not active for the specified basic service group when the GMSC requested forwarding information with a forwarding reason of no reply.

- OR Not Allowed;

This indicates that the HLR is not prepared to accept an OR interrogation from the GMSC, or that calls to the specified subscriber are not allowed to be optimally routed.

- Forwarding Violation;
- System Failure;
- Data Missing;
- Unexpected Data Value.

See subclause 7.6 for a definition of these errors.

#### Provider error

These are defined in subclause 7.6.

## 10.2 MAP\_PROVIDE\_ROAMING\_NUMBER service

### 10.2.1 Definition

This service is used between the HLR and VLR. The service is invoked by the HLR to request a VLR to send back a roaming number to enable the HLR to instruct the GMSC to route an incoming call to the called MS.

This is a confirmed service which uses the Primitives described in table 10.2/1.

### 10.2.2 Service primitives

**Table 10.2/1: MAP\_PROVIDE\_ROAMING\_NUMBER parameters**

Parameter name	Request	Indication	Response	Confirm
Invoke Id	M	M(=)	M(=)	M(=)
IMSI	M	M(=)		
MSC Number	M	M(=)		
MSISDN	U	C(=)		
LMSI	C	C(=)		
GSM Bearer Capability	C	C(=)		
Network Signal Info	C	C(=)		
Suppression Of Announcement	C	C(=)		
Call Reference Number	C	C(=)		
GMSC Address	C	C(=)		
OR Interrogation	C	C(=)		
OR Not Supported in GMSC	C	C(=)		
Alerting Pattern	C	C(=)		
CCBS Call	C	C(=)		
Supported CAMEL Phases in GMSC	C	C(=)		
Additional Signal Info	C	C(=)		
Roaming Number			C	C(=)
User error			C	C(=)
Provider error				O

### 10.2.3 Parameter use

See subclause 7.6 for a definition of the parameters used, in addition to the following. Note that:

- a conditional parameter whose use is defined only in GSM 03.78 shall be absent if the sending entity does not support CAMEL;
- a conditional parameter whose use is defined only in GSM 03.79 shall be absent if the sending entity does not support optimal routing;
- a conditional parameter whose use is defined only in GSM 03.78 & GSM 03.79 shall be absent if the sending entity supports neither CAMEL nor optimal routing.

**IMSI**

This is the IMSI of the called Subscriber.

**MSC Number**

This is the ISDN number assigned to the MSC currently serving the MS. The MSC number will have been stored in the HLR as provided at location updating.

**MSISDN**

See GSM 03.18 [97] for the use of this parameter and the conditions for its presence.

**LMSI**

See GSM 03.18 [97] for the use of this parameter and the conditions for its presence.

**GSM Bearer Capability**

See GSM 03.18 [97] for the use of this parameter and the conditions for its presence.

This information is passed according to the rules specified in TS GSM 09.07.

There may be two GSM Bearer Capabilities supplied.

#### Network Signal Info

See GSM 03.18 [97] for the conditions for the presence of the components of this parameter.

#### Suppression Of Announcement

The use of this parameter and the requirements for its presence are specified in GSM 03.78.

#### Call Reference Number

The use of this parameter and the conditions for its presence are specified in GSM 03.78 [98] and GSM 03.79 [99].

#### GMSC Address

The use of this parameter and the conditions for its presence are specified in GSM 03.78 [98] and GSM 03.79 [99].

#### OR Interrogation

See GSM 03.79 [99] for the use of this parameter and the conditions for its presence.

#### Supported CAMEL Phases in GMSC

See GSM 03.78 [98] for the use of this parameter and the conditions for its presence.

#### OR Not Supported in GMSC

See GSM 03.79 [99] for the use of this parameter and the conditions for its presence.

#### Alerting Pattern

See GSM 03.78 [98] for the use of this parameter and the conditions for its presence.

#### CCBS Call

See GSM 03.93 [xx] for the use of this parameter and the conditions for its presence.

#### Additional Signal Info

See GSM 03.81 [xx] for the conditions for the presence of the components of this parameter.

#### Roaming Number

See GSM 03.18 [97] for the use of this parameter and the conditions for its presence.

#### User error

This parameter is sent by the responder when an error is detected and if present, takes one of the following values:

- Absent Subscriber;  
This error will be returned if the IMSI detach flag is set.
- No Roaming Number Available;
- OR Not Allowed;  
This indicates that the MAP\_PROVIDE\_ROAMING\_NUMBER indication included the OR interrogation indicator, but the VLR does not support optimal routing.
- Facility Not Supported;
- System Failure;
- Data Missing;
- Unexpected Data Value.

See subclause 7.6 for a definition of these reasons.

Provider error

These are defined in subclause 7.6.

## 10.3 MAP\_RESUME\_CALL\_HANDLING service

### 10.3.1 Definition

This service is used between the terminating VMSC and the GMSC. The service is invoked by the terminating VMSC to request the GMSC to resume handling the call and forward it to the specified destination.

This is a confirmed service which uses the Primitives listed in table 10.3/1.

### 10.3.2 Service primitives

**Table 10.3/1: MAP\_RESUME\_CALL\_HANDLING parameters**

Parameter name	Request	Indication	Response	Confirm
Invoke Id	M	M(=)	M(=)	M(=)
Call Reference Number	C	C(=)		
Basic Service Group	C	C(=)		
IMSI	C	C(=)		
Forwarding Data	C	C(=)		
CUG Interlock	C	C(=)		
CUG Outgoing Access	C	C(=)		
O-CSI	C	C(=)		
CCBS Target	C	C(=)		
UU Data	C	C(=)		
UUS CF Interaction	C	C(=)		
All Information Sent	C	C(=)		
MSISDN	C	C(=)		
User error			C	C(=)
Provider error				O

### 10.3.3 Parameter use

Information received in subsequent segment of a segmented dialogue shall not overwrite information received in an earlier segment.

See subclause 7.6 for a definition of the parameters used, in addition to the following.

Call Reference Number

See GSM 03.79 [99] for the use of this parameter. This parameter shall be present in a first segment of the dialogue.

Basic Service Group

See GSM 03.79 [99] for the use of this parameter. This parameter shall be present in a first segment of the dialogue.

IMSI

This is the IMSI of the forwarding Subscriber. This parameter shall be present in a first segment of the dialogue.

Forwarding Data

This parameter includes the forwarded-to number, the forwarding reason and the forwarding options Notification to calling party and Redirecting presentation, and can include the forwarded-to subaddress. See GSM 03.79 [99] for the conditions for the presence of its components. This parameter shall be present in a first segment of the dialogue.

CUG Interlock

See GSM 03.79 [99] for the use of this parameter and the conditions for its presence.

CUG Outgoing Access

See GSM 03.79 [99] for the use of this parameter and the conditions for its presence.

O-CSI

See GSM 03.79 [99] for the use of this parameter and the conditions for its presence.

For CAMEL phases 1 & 2, the O-CSI shall contain only one set of O-BCSM TDP data.

CCBS Target

See GSM 03.93 [107] for the use of this parameter and the conditions for its presence.

UU Data

See GSM 03.87 for the use of this parameter and the conditions for its presence.

UUS CF Interaction

See GSM 03.87 for the use of this parameter and the conditions for its presence.

All Information Sent

This parameter is set when the VMSC has sent all information to GMSC.

MSISDN

This parameter is the basic MSISDN of the forwarding subscriber. It shall be present if the VMSC supports determination of the redirecting number.

User error

This parameter is sent by the responder when an error is detected and if present, takes one of the following values:

- Optimal Routeing not allowed;
- Forwarding failed;
- Unexpected Data Value;
- Data Missing.

Provider error

These are defined in subclause 7.6.

## 10.4 MAP\_PREPARE\_GROUP\_CALL service

### 10.4.1 Definition

This service is used by the Anchor\_MSC to inform the Relay\_MSC about a group call setup.

The MAP\_PREPARE\_GROUP\_CALL service is a confirmed service using the service primitives given in table 10.4

## 10.4.2 Service primitives

**Table 10.4/1: MAP\_PREPARE\_GROUP\_CALL service**

Parameter name	Request	Indication	Response	Confirm
Invoke Id	M	M(=)	M(=)	M(=)
Teleservice	M	M(=)		
ASCI Call Reference	M	M(=)		
Ciphering Algorithm	M	M(=)		
Group Key Number	C	C(=)		
Group Key	C	C(=)		
Priority	C	C(=)		
CODEC-Information	M	M(=)		
Uplink Free Indicator	M	M(=)		
Group Call Number			M	M(=)
User Error			C	C(=)
Provider Error				O

## 10.4.3 Parameter definitions and use

### Invoke Id

See definition in subclause 7.6.1

### Teleservice

Voice Broadcast Service or Voice Group Call Service.

### ASCI Call Reference

Broadcast call reference or group call reference. This item is used to access the VBS-GCR or VGCS-GCR within the Relay\_MSC.

### Ciphering Algorithm

The ciphering algorithm to be used for the group call.

### Group Key Number

This number has to be broadcasted and is used by the mobile station to select the chosen group key.

Shall be present if the ciphering applies.

### Group Key

This key is used for ciphering on the radio interface.

Shall be present if the ciphering applies.

### Priority

Default priority level related to the call if eMLPP applies.

### CODEC-Information

Information on the codecs allowed for this call.

### Uplink Free Indicator

A flag indicating whether the call is initiated from a dispatcher.

### Group Call Number

This temporary allocated E.164 number is used for routing the call from the Anchor MSC to the Relay MSC.

User Error

For definition of this parameter see section 7.6.1 The following errors defined in section 7.6.1 may be used, depending on the nature of the fault:

- No Group Call Number available
- System Failure
- Unexpected Data Value

Provider Error

See definition of provider error in section 7.6.1.

## 10.5 MAP\_PROCESS\_GROUP\_CALL\_SIGNALLING service

### 10.5.1 Definitions

This service is used between Relay MSC and Anchor MSC for transmission of Group Call notifications.

The MAP\_PROCESS\_GROUP\_CALL\_SIGNALLING service is a non-confirmed service using the service primitives given in table 10.5

### 10.5.2 Service primitives

**Table 10.5/1: MAP\_PROCESS\_GROUP\_CALL\_SIGNALLING service**

Parameter name	Request	Indication
Invoke Id	M	M(=)
Uplink Request	C	C(=)
Uplink Release Indication	C	C(=)
Release Group Call	C	C(=)

### 10.5.3 Parameter definitions and use

Invoke Id

See definition in section 7.6.1

Uplink Request

This information element indicates to the anchor MSC that a service subscriber roaming in the relay MSC area requests access to the uplink.

Uplink Release Indication

This information element if included by the Relay MSC indicates to the Anchor MSC that the uplink has become free.

Release Group Call

This information element if included by the Relay MSC indicates to the Anchor MSC that the service subscriber who has initiated the call and who currently has access to the uplink terminates the call.



## 10.6 MAP\_FORWARD\_GROUP\_CALL\_SIGNALLING service

### 10.6.1 Definitions

This service is used between Anchor MSC and Relay MSC for transmission of Group Call notifications.

The MAP\_FORWARD\_GROUP\_CALL\_SIGNALLING service is a non-confirmed service using the service primitives given in table 10.6

### 10.6.2 Service primitives

**Table 10.6: MAP\_FORWARD\_GROUP\_CALL\_SIGNALLING service**

Parameter name	Request	Indication
Invoke Id	M	M(=)
IMSI	C	C(=)
Uplink Request Acknowledgement	C	C(=)
Uplink Release Indication	C	C(=)
Uplink Reject Command	C	C(=)
Uplink Seized Command	C	C(=)
Uplink Release Command	C	C(=)

### 10.6.3 Parameter definitions and use

#### IMSI

Identity of the service subscriber who has established the call and who is allowed to terminate the call.

#### Invoke Id

See definition in subclause 7.6.1

#### Uplink Request Acknowledgement

This information element is used for positive acknowledgement of an uplink request

#### Uplink Release Indication

This information element if included by the Anchor MSC indicates to the Relay MSC that the uplink has become free.

#### Uplink Reject Command

This information element is used for negative acknowledgement of an uplink request.

#### Uplink Seized Command

This information element if included by the Anchor MSC indicates to the Relay MSC that the uplink is no longer free.

#### Uplink Release Command

This information element if included by the Anchor MSC indicates to the Relay MSC that the uplink which is granted to a MS in the relay MSC area shall be released.

## 10.7 MAP\_SEND\_GROUP\_CALL\_END\_SIGNAL service

### 10.7.1 Definitions

This service is used between the Relay MSC and the Anchor MSC indicating that VGCS / VBS channels have been established in the Relay MSC area. The response is used by the Anchor MSC to inform Relay MSC that all resources for the call can be released in Relay MSC because the call has been released in the Anchor MSC.

The MAP\_SEND\_GROUP\_CALL\_END\_SIGNAL service is a confirmed service using the service primitives given in table 10.7

### 10.7.2 Service primitives

Table 10.7: MAP\_SEND\_GROUP\_CALL\_END\_SIGNAL service

Parameter name	Request	Indication	Response	Confirm
Invoke Id	M	M(=)	M(=)	M(=)
IMSI	C	C(=)		
Provider Error				O

### 10.7.3 Parameter definitions and use

#### IMSI

Identity of the service subscriber who has established the call and who is allowed to terminate the call.

Shall be present if the call was established by a service subscriber roaming in the relay MSC area.

#### Invoke Id

See definition in subclause 7.6.1

#### Provider Error

See definition of provider error in subclause 7.6.1.

## 10.8 MAP\_Provide\_SIWFS\_Number

### 10.8.1 Definition

This service is used between an MSC and SIWFS. It is invoked by an MSC receiving an incoming call (call to or from MS) to request the SIWFS to allocate IWU resources. The service is defined in GSM 03.54.

This is a confirmed service using the primitives described in table 10.8.

## 10.8.2 Service primitive

Table 10.8: MAP\_Provide\_SIWFS\_Number service

Parameter name	Request	Indication	Response	Confirm
Invoke ID	M	M(=)	M(=)	M(=)
GSM Bearer Capability	M	M(=)		
ISDN Bearer Capability	M	M(=)		
Call Direction	M	M(=)		
B-subscriber address	M	M(=)		
Chosen Channel	M	M(=)		
Lower Layer Compatibility	C	C(=)		
High Layer Compatibility	C	C(=)		
SIWFS number			C	C(=)
User error			C	C(=)
Provider error				O

## 10.8.3 Parameter use

See subclause 7.6 for a definition of the parameter used, in addition to the following.

### GSM Bearer Capability

This information is the result from the negotiation with the mobile station. The information is sent from the MSC to the SIWFS to allocate the correct IWU.

### ISDN Bearer Capability

This parameter refers to the ISDN Bearer Capability information element. For the MTC this parameter is received in the ISUP User Service Information parameter. For the MOC call this parameter is mapped from the GSM BC parameter according to GSM 09.07. The parameter is used by the SIWFS to route the call and to allocate the outgoing circuit.

### Call Direction

This parameter indicates the direction of the call (mobile originated or mobile terminated) at call set-up.

### B-subscriber address

This parameter is sent from the MSC to the SIWFS to inform the SIWFS where to route the call i.e. where to send the IAM. If the loop method is used this parameter will indicate the address to the VMSC. This address is allocated by the VMSC in the same way as a MSRN and is used to correlate the incoming IAM to the corresponding MAP dialogue. If the non-loop method is used this parameter will indicate the address to the B-subscriber.

### Chosen Channel

This parameter is sent from the MSC to the SIWFS to adjust the interworking unit to the assigned radio resources. This parameter is defined in GSM 08.08.

### Lower Layer Compatibility

This parameter is sent from the MSC to the SIWF to allow the interworking unit to perform a compatibility check. This parameter is handled as specified in GSM 09.07. This parameter is defined in GSM 04.08.

### High Layer Compatibility

This parameter is sent from the MSC to the SIWF to allow the interworking unit to perform a compatibility check. This parameter is handled as specified in GSM 09.07. This parameter is defined in GSM 04.08.

### SIWFS number

This parameter is sent from the SIWFS to the MSC. This address is used by the visited MSC to route the call, i.e. the IAM to the SIWFS (similar to MSRN) and will be used by the SIWFS to correlate the incoming IAM to the corresponding MAP message. This parameter must always be sent from the SIWFS when a successful allocation of SIWFS resources has been made.

User error

This parameter is sent by the responder when an error is detected and if present, takes one of the following values:

- Resource limitation;
- Facility Not Supported;
- Unexpected Data Value;
- System Failure.

See subclause 7.6 for a definition of these reasons.

Provider error

These are defined in subclause 7.6.

## 10.9 MAP\_SIWFS\_Signalling\_Modify

### 10.9.1 Definition

This service is used to transport signalling information between an MSC and an SIWFS in the case of a request to modify the configuration (e.g. HSCSD). It is invoked either by an MSC or by the SIWFS. The service is defined in GSM 03.54.

This is a confirmed service using the primitives described in table 10.9.

### 10.9.2 Service primitive

**Table 10.9: MAP\_SIWFS\_Signalling\_Modify service**

Parameter name	Request	Indication	Response	Confirm
Invoke ID	M	M(=)	M(=)	M(=)
Channel Type	C	C(=)		
Chosen Channel	C	C(=)	C(=)	C(=)
User error			C	C(=)
Provider error				O

### 10.9.3 Parameter use

See subclause 7.6 for a definition of the parameter used, in addition to the following.

#### Channel Type

This parameter is the result of a Channel Mode Modification for TS61/62. It contains the changed Air Interface User Rate. The information is sent from the SIWFS to the MSC to assign the correct radio resource. This parameter is defined in GSM 08.08.

#### Chosen Channel

This parameter is sent from the MSC to the SIWFS to adjust the interworking unit to the assigned radio resources. This parameter is defined in GSM 08.08.

User error

This parameter is sent by the responder when an error is detected and if present, takes one of the following values:

- Resource limitation;
- Facility Not Supported;
- Data Missing;

- Unexpected Data Value;
- System Failure.

See subclause 7.6 for a definition of these reasons.

Provider error

These are defined in subclause 7.6.

## 10.10 MAP\_SET\_REPORTING\_STATE service

### 10.10.1 Definition

This service is used between the HLR and the VLR to set the reporting state for a requested service. It is a confirmed service using the service primitives shown in table 10.10/1.

### 10.10.2 Service primitives

The service primitives are shown in table 10.10/1.

**Table 10.10/1: MAP\_SET\_REPORTING\_STATE parameters**

Parameter name	Request	Indication	Response	Confirm
Invoke id	M	M(=)	M(=)	M(=)
IMSI	C	C(=)		
LMSI	C	C(=)		
CCBS Monitoring	C	C(=)		
CCBS Subscriber Status			C	C(=)
User error			C	C(=)
Provider error				O

### 10.10.3 Parameter use

See subclause 7.6 for a definition of the parameters used, in addition to the following.

IMSI

The IMSI is a mandatory parameter if the service is used as the only one in a dialogue.

CCBS Monitoring

This parameter indicates whether monitoring for CCBS shall be started or stopped. If it indicates that monitoring shall be started this service corresponds to the message 'Start Reporting' in GSM 03.93; if it indicates that monitoring shall be stopped this service corresponds to the message 'Stop Reporting' in GSM 03.93.

CCBS Subscriber Status

See GSM 03.93 for the use of this parameter and the conditions for its presence.

User error

This parameter is sent by the responder upon unsuccessful outcome of the service, and then takes one of the following values defined in subclause 7.6.1:

- System Failure;
- Unidentified Subscriber;
- Unexpected Data Value;
- Data Missing;

- Resource Limitation;
- Facility Not Supported.

NOTE: This error is reserved for future use.

#### Provider error

These are defined in subclause 7.6.

## 10.11 MAP\_STATUS\_REPORT service

### 10.11.1 Definition

This service is used by the VLR to report an event or call outcome to the HLR. It is a confirmed service using the service primitives shown in table 10.11/1.

### 10.11.2 Service primitives

The service primitives are shown in table 10.11/1.

**Table 10.11/1: MAP\_STATUS\_REPORT parameters**

Parameter name	Request	Indication	Response	Confirm
Invoke id	M	M(=)	M(=)	M(=)
IMSI	M	M(=)		
CCBS Subscriber Status	C	C(=)		
Monitoring Mode	C	C(=)		
Call Outcome	C	C(=)		
User error			C	C(=)
Provider error				O

### 10.11.3 Parameter use

See subclause 7.6 for a definition of the parameters used, in addition to the following.

#### CCBS Subscriber Status

If this parameter is present without Monitoring Mode and Call Outcome this service corresponds to the message 'Event Report' in GSM 03.93 [107]. See GSM 03.93 [107] for the use of this parameter and the conditions for its presence.

#### Monitoring Mode

If this parameter is present with CCBS Call Outcome this service corresponds to the message 'CCBS Call Report' in GSM 03.93. See GSM 03.93 for the use of this parameter and the conditions for its presence.

#### Call Outcome

See GSM 03.93 for the use of this parameter and the conditions for its presence.

#### User error

This parameter is sent by the responder upon unsuccessful outcome of the service, and then takes one of the following values defined in subclause 7.6.1:

- Unknown Subscriber ;
- System Failure;
- Unexpected Data Value;

- Data Missing.

Provider error

These are defined in subclause 7.6.

## 10.12 MAP\_REMOTE\_USER\_FREE service

### 10.12.1 Definition

This service is used between the HLR and the VLR to report that the B subscriber is now idle and that the A subscriber can be notified. It is a confirmed service using the service primitives shown in table 10.12/1.

### 10.12.2 Service primitives

The service primitives are shown in table 10.12/1.

**Table 10.12/1: MAP\_REMOTE\_USER\_FREE parameters**

Parameter name	Request	Indication	Response	Confirm
Invoke id	M	M(=)	M(=)	M(=)
IMSI	M	M(=)		
Call Info	M	M(=)		
CCBS Feature	M	M(=)		
Translated B Number	M	M(=)		
Replace B Number	C	C(=)		
Alerting Pattern	C	C(=)		
RUF Outcome			C	C(=)
User error			C	C(=)
Provider error				O

### 10.12.3 Parameter use

See subclause 7.6 for a definition of the parameters used, in addition to the following.

Call Info

See GSM 03.93 for the use of this parameter.

CCBS Feature

See GSM 03.93 for the conditions for the presence of the parameters included in the CCBS feature.

Translated B Number

See GSM 03.93 for the use of this parameter.

Replace B Number

See GSM 03.93 for the use of this parameter and the conditions for its presence.

Alerting Pattern

See GSM 03.93 for the use of this parameter and the conditions for its presence.

RUF Outcome

See GSM 03.93 for the use of this parameter and the conditions for its presence.

User error

This parameter is sent by the responder upon unsuccessful outcome of the service, and then takes one of the following values defined in subclause 7.6.1:

- Unexpected Data Value;
- Data Missing;
- Incompatible Terminal;

This error is returned by the responder when the terminal used for CCBS activation is not compatible with the terminal used for the CCBS recall. For details refer to GSM 04.08.

- Absent Subscriber (IMSI Detach; Restricted Area; No Page Response);
- System Failure;
- Busy Subscriber (CCBS Busy).

Provider error

These are defined in subclause 7.6.

## 11 Supplementary services related services

### 11.1 MAP\_REGISTER\_SS service

#### 11.1.1 Definition

This service is used between the MSC and the VLR and between the VLR and the HLR to register data related to a supplementary service. The VLR will relay the message to the HLR.

The service is a confirmed service and consists of four service primitives.

#### 11.1.2 Service primitives

The service primitives are shown in table 11.1/1.

**Table 11.1/1: MAP\_REGISTER\_SS parameters**

Parameter name	Request	Indication	Response	Confirm
Invoke id	M	M(=)	M(=)	M(=)
SS-Code	M	M(=)		
Basic service	C	C(=)		
Forwarded-to number with subaddress	C	C(=)		
No reply condition time	C	C(=)		
EMLPP default priority	C	C(=)	C	C(=)
Forwarding information			C	C(=)
User error			C	C(=)
Provider error				O



### 11.1.3 Parameter use

#### Invoke id

See subclause 7.6.1 for the use of this parameter.

#### SS-Code

This parameter indicates the supplementary service which the mobile subscriber wants to register.

#### Basic service

This parameter indicates for which basic service group the supplementary service is to be registered. If it is not included, the registration request applies to all basic services.

#### Forwarded-to number with subaddress

This parameter is obligatory if the registration applies to one or more call forwarding supplementary services. It can optionally include a sub-address.

#### No reply condition time

This parameter is included if the registration applies to the Call Forwarding on No Reply supplementary service (or a superset of this service) and the mobile subscriber supplies a value for this time.

#### EMLPP default priority

This parameter is sent by the initiator to register the eMLPP default priority level and is returned by the responder at successful outcome of the service.

#### Forwarding information

This parameter is returned by the responder at successful outcome of the service, if the registration request concerned one or a group of Call Forwarding supplementary services.

#### User error

This parameter is sent by the responder upon unsuccessful outcome of the service, and then takes one of the following values defined in subclause 7.6.1:

- System failure;
- Data missing;
- Unexpected data value;
- Call Barred;
- Bearer service not provisioned;

This error is returned only if not even a subset of the requested bearer service group has been subscribed to.

- Teleservice not provisioned;

This error is returned only if not even a subset of the requested teleservice group has been subscribed to.

- Illegal SS operation;
- SS error status;
- SS incompatibility.

#### Provider error

See subclause 7.6.1 for the use of this parameter.

## 11.2 MAP\_ERASE\_SS service

### 11.2.1 Definition

This service is used between the MSC and the VLR and between the VLR and the HLR to erase data related to a supplementary service. The VLR will relay the message to the HLR.

The service is a confirmed service and consists of four service primitives.

### 11.2.2 Service primitives

The service primitives are shown in table 11.2/1.

**Table 11.2/1: MAP\_ERASE\_SS parameters**

Parameter name	Request	Indication	Response	Confirm
Invoke id	M	M(=)	M(=)	M(=)
SS-Code	M	M(=)		
Basic service	C	C(=)		
Forwarding information			C	C(=)
User error			C	C(=)
Provider error				O

### 11.2.3 Parameter use

#### Invoke id

See subclause 7.6.1 for the use of this parameter.

#### SS-Code

This parameter indicates the supplementary service which the mobile subscriber wants to erase.

#### Basic service

This parameter indicates for which basic service group the supplementary service should be erased. If it is not included, the erasure request applies to all basic services.

#### Forwarding information

This parameter is returned by the responder at successful outcome of the service, if the erasure request concerned one or a group of Call Forwarding supplementary services.

#### User error

This parameter is sent by the responder upon unsuccessful outcome of the service, and then takes one of the following values, defined in subclause 7.6.1:

- System failure;
- Data Missing;
- Unexpected data value;
- Bearer service not provisioned;

This error is returned only if not even a subset of the requested bearer service group has been subscribed to.

- Teleservice not provisioned;

This error is returned only if not even a subset of the requested teleservice group has been subscribed to.

- Call Barred;

- Illegal SS operation;
- SS error status.

Provider error

See subclause 7.6.1 for the use of this parameter.

### 11.3 MAP\_ACTIVATE\_SS service

#### 11.3.1 Definition

This service is used between the MSC and the VLR and between the VLR and the HLR to activate a supplementary service. The VLR will relay the message to the HLR.

The service is a confirmed service and consists of four service primitives.

#### 11.3.2 Service primitives

The service primitives are shown in table 11.3/1.

**Table 11.3/1: MAP\_ACTIVATE\_SS parameters**

Parameter name	Request	Indication	Response	Confirm
Invoke id	M	M(=)	M(=)	M(=)
SS-Code	M	M(=)		
Basic service	C	C(=)		
Forwarding information			C	C(=)
Call barring information			C	C(=)
SS-Data			C	C(=)
User error			C	C(=)
Provider error				O

#### 11.3.3 Parameter use

Invoke id

See subclause 7.6.1 for the use of this parameter.

SS-Code

This parameter indicates the supplementary service which the mobile subscriber wants to activate.

Basic service

This parameter indicates for which basic service groups the requested supplementary service(s) should be activated. If it is not included, the activation request applies to all basic services.

Forwarding information

This parameter is returned by the responder at successful outcome of the service, if the activation request concerned Call Forwarding.

Call barring information

This parameter is returned by the responder at successful outcome of the service, if the activation request concerned Call Barring.

### SS-Data

This parameter is returned by the responder at successful outcome of the service, if the activation request concerned for example Call Waiting.

### User error

This parameter is sent by the responder upon unsuccessful outcome of the service, and then takes one of the following values, defined in subclause 7.6.1:

- System failure;
- Data Missing;
- Unexpected data value;
- Bearer service not provisioned;

This error is returned only if not even a subset of the requested bearer service group has been subscribed to.

- Teleservice not provisioned;

This error is returned only if not even a subset of the requested teleservice group has been subscribed to.

- Call Barred;
- Illegal SS operation;
- SS error status;
- SS subscription violation;
- SS incompatibility;
- Negative PW check;
- Number Of PW Attempts Violation.

### Provider error

See subclause 7.6.1 for the use of this parameter.

## 11.4 MAP\_DEACTIVATE\_SS service

### 11.4.1 Definitions

This service is used between the MSC and the VLR and between the VLR and the HLR to deactivate a supplementary service. The VLR will relay the message to the HLR.

The service is a confirmed service and consists of four service primitives.

## 11.4.2 Service primitives

The service primitives are shown in table 11.4/1.

**Table 11.4/1: MAP\_DEACTIVATE\_SS parameters**

Parameter name	Request	Indication	Response	Confirm
Invoke id	M	M(=)	M(=)	M(=)
SS-Code	M	M(=)		
Basic service	C	C(=)		
Forwarding information			C	C(=)
Call barring information			C	C(=)
SS-Data			C	C(=)
User error			C	C(=)
Provider error				<b>O</b>

## 11.4.3 Parameter use

### Invoke id

See subclause 7.6.1 for the use of this parameter.

### SS-Code

This parameter indicates the supplementary service which the mobile subscriber wants to deactivate.

### Basic service

This parameter indicates for which basic service group the requested supplementary service(s) should be deactivated. If it is not included the deactivation request applies to all basic services.

### Forwarding information

This parameter is returned by the responder at successful outcome of the service, if the deactivation request concerned one or a group of Call Forwarding supplementary services.

### Call barring information

This parameter is returned by the responder at successful outcome of the service, if the activation request concerned one or a group of Call Barring supplementary services.

### SS-Data

This parameter is returned by the responder at successful outcome of the service, for example if the deactivation request concerned the Call Waiting supplementary service.

### User error

This parameter is sent by the responder upon unsuccessful outcome of the service, and then takes one of the following values, defined in subclause 7.6.1:

- System failure;
- Data Missing;
- Unexpected data value;
- Bearer service not provisioned;

This error is returned only if not even a subset of the requested bearer service group has been subscribed to.

- Teleservice not provisioned;

This error is returned only if not even a subset of the requested teleservice group has been subscribed to.

- Call Barred;
- Illegal SS operation;
- SS error status;
- SS subscription violation;
- Negative PW check;
- Number Of PW Attempts Violation.

#### Provider error

See subclause 7.6.1 for the use of this parameter.

## 11.5 MAP\_INTERROGATE\_SS service

### 11.5.1 Definitions

This service is used between the MSC and the VLR and between the VLR and the HLR to retrieve information related to a supplementary service. The VLR will relay the message to the HLR if necessary.

The service is a confirmed service and consists of four service primitives.

### 11.5.2 Service primitives

The service primitives are shown in table 11.5/1.

**Table 11.5/1: MAP\_INTERROGATE\_SS parameters**

Parameter name	Request	Indication	Response	Confirm
Invoke id	M	M(=)	M(=)	M(=)
SS-Code	M	M(=)		
Basic service	C	C(=)		
SS-Status			C	C(=)
Basic service Group LIST			C	C(=)
Forwarding feature LIST			C	C(=)
CLI restriction Info			C	C(=)
EMLPP Info			C	C(=)
CCBS Feature LIST			C	C(=)
User error			C	C(=)
Provider error				O

### 11.5.3 Parameter use

For additional information on parameter use refer to the GSM 04.8x and 04.9x-series of technical specifications.

#### Invoke id

See subclause 7.6.1 for the use of this parameter.

#### SS-Code

The mobile subscriber can only interrogate a single supplementary service per service request.

#### Basic service

This parameter indicates for which basic service group the given supplementary service is interrogated. If it is not included, the interrogation request applies to all basic services.

### SS-Status

This parameter is included by the responder if:

- the interrogated supplementary service can only be subscribed for all applicable basic services simultaneously; or
- the interrogated supplementary service is not active for any of the interrogated basic services, or
- the interrogation was for the CCBS supplementary service and no CCBS request is active or the service is not provisioned.

### Basic service group LIST

This parameter LIST is used to include one or a series of basic service groups for which the interrogated supplementary service is active. If the interrogated supplementary service is not active for any of the interrogated (and provisioned) basic service groups, the SS-Status parameter is returned.

### Forwarding feature LIST

The forwarding feature parameter is described in subclause 7.6.4. A list of one or more forwarding features is returned by the responder when the interrogation request applied to Call Forwarding supplementary service.

If no basic service code parameter is provided within this sequence, the forwarding feature parameter applies to all provisioned basic services.

### CLI restriction Info

The CLI-RestrictionInfo parameter is returned by the responder when the interrogation request applies to the CLIR supplementary service.

### EMLPP Info

The eMLPP info (maximum entitled priority and default priority) is returned by the responder if the interrogation request applies to the eMLPP supplementary service.

### CCBS Feature LIST

The CCBS feature parameter is described in subclause 7.6. A list of one or more CCBS features is returned by the responder when the interrogation request applied to the CCBS supplementary service. See GSM 03.93 [107] for the conditions for the presence of the parameters included in the CCBS feature.

### User error

This error is sent by the responder upon unsuccessful outcome of the interrogation service, and then takes one of the following values, defined in subclause 7.6.1:

- System failure;
- Data Missing;
- Unexpected data value;
- Bearer Service not provisioned;

This error is returned only if not even a subset of the interrogated bearer services are provided.

- Teleservice not provisioned;

This error is returned only if not even a subset of the interrogated teleservices are provided.

- Call Barred;
- Illegal SS operation;
- SS not available.

Provider error

See subclause 7.6.1 for the use of this parameter.

## 11.6 MAP\_INVOKE\_SS service

### 11.6.1 Definitions

This service is used between the MSC and the VLR to check the subscriber's subscription to a given supplementary service in the VLR, in connection with in-call invocation of that supplementary service, i.e. after the call set-up phase is finished. For supplementary service invocation during call set-up phase, please refer to the call handling descriptions.

The service is a confirmed service and consists of four service primitives.

### 11.6.2 Service primitives

The service primitives are shown in table 11.6/1.

**Table 11.6/1: MAP\_INVOKE\_SS parameters**

Parameter name	Request	Indication	Response	Confirm
Invoke id	M	M(=)	M(=)	M(=)
SS-Code	M	M(=)		
Basic service	C	C(=)		
User error			C	C(=)
Provider error				O

### 11.6.3 Parameter use

Invoke id

See subclause 7.6.1 for the use of this parameter.

SS-Code

This SS-Code can only refer to a single supplementary service, e.g. the Call Hold or Multi Party supplementary services.

Basic service

This parameter indicates for which basic service the supplementary service invocation is required.

User error

This parameter is sent by the responder upon unsuccessful outcome of the service, and then takes one of the following values:

- System Failure;
- Data Missing;
- Unexpected data value;
- Call Barred;
- Illegal SS operation;
- SS error status;
- SS not available.



Provider error

See subclause 7.6.1 for the use of this parameter.

## 11.7 MAP\_REGISTER\_PASSWORD service

### 11.7.1 Definitions

This service is used between the MSC and the VLR and between the VLR and the HLR if the mobile subscriber requests to register a new password. The VLR will relay the message to the HLR.

The service is a confirmed service and consists of four service primitives.

### 11.7.2 Service primitives

The service primitives are shown in table 11.7/1.

**Table 11.7/1: MAP\_REGISTER\_PASSWORD parameters**

Parameter name	Request	Indication	Response	Confirm
Invoke id	M	M(=)	M(=)	M(=)
SS-Code	M	M(=)		
New password			C	C(=)
User error			C	C(=)
Provider error				O

### 11.7.3 Parameter use

Invoke id

See subclause 7.6.1 for the use of this parameter.

SS-Code

This parameter indicates for which supplementary service(s) the password should be registered.

New Password

See subclause 7.6.4 for the use of this parameter.

User error

This parameter is sent by the responder upon unsuccessful outcome of the service, and then takes one of the following values, defined in subclause 7.6.1:

- System failure;
- Data Missing;
- Unexpected data value;
- Call Barred;
- SS subscription violation;
- Password registration failure;
- Negative PW check;
- Number Of PW Attempts Violation.

Provider error

See subclause 7.6.1 for the use of this parameter.

## 11.8 MAP\_GET\_PASSWORD service

### 11.8.1 Definitions

This service is used between the HLR and the VLR and between the VLR and the MSC when the HLR receives a request from the mobile subscriber for an operation on a supplementary service which requires a password from the subscriber. The VLR will relay the message to the MSC.

The service is a confirmed service and consists of four service primitives.

### 11.8.2 Service primitives

The service primitives are shown in table 11.8/1.

**Table 11.8/1: MAP\_GET\_PASSWORD parameters**

Parameter name	Request	Indication	Response	Confirm
Invoke id	M	M(=)	M(=)	M(=)
Linked id	C	C(=)		
Guidance info	M	M(=)		
Current password			M	M(=)
Provider error				O

### 11.8.3 Parameter use

Invoke id

See subclause 7.6.1 for the use of this parameter.

Linked Id

See subclause 7.6.1 for the use of this parameter. If the MAP GET PASSWORD service is used in conjunction with the MAP REGISTER PASSWORD service, this parameter must be present; otherwise it must be absent.

Guidance info

See subclause 7.6.4 for the use of this parameter.

Current password

See subclause 7.6.4 for the use of this parameter.

Provider error

See subclause 7.6.1 for the use of this parameter.

## 11.9 MAP\_PROCESS\_UNSTRUCTURED\_SS\_REQUEST service

### 11.9.1 Definitions

This service is used between the MSC and the VLR, between the VLR and the HLR and between the HLR and gsmSCF to relay information in order to allow unstructured supplementary service operation.

The MAP\_PROCESS\_UNSTRUCTURED\_SS\_REQUEST service is a confirmed service using the primitives from table 11.9/1.

## 11.9.2 Service primitives

**Table 11.9/1: MAP\_PROCESS\_UNSTRUCTURED\_SS\_REQUEST parameters**

Parameter name	Request	Indication	Response	Confirm
Invoke id	M	M(=)	M(=)	M(=)
USSD Data Coding Scheme	M	M(=)	C	C(=)
USSD String	M	M(=)	C	C(=)
MSISDN	U	C(=)		
User error			C	C(=)
Provider error				O

## 11.9.3 Parameter use

### Invoke id

See subclause 7.6.1 for the use of this parameter.

### USSD Data Coding Scheme:

See subclause 7.6.4 for the use of this parameter. The presence of the parameter in the response is dependent on the unstructured supplementary service application. If this parameter is present, then the USSD String parameter has to be present.

### USSD String:

See subclause 7.6.1 for the use of this parameter. The presence of the parameter in the response is dependent on the unstructured supplementary service application. If this parameter is present, then the USSD Data Coding Scheme parameter has to be present.

### MSISDN:

The subscriber's basic MSISDN.

See definition in subclause 7.6.2. The MSISDN is included as an operator option, e.g. to allow addressing the subscriber's data in the gsmSCF with the MSISDN.

### User error

This parameter is sent by the responder upon unsuccessful outcome of the service, and then takes one of the following values defined in subclause 7.6.1:

- System failure;
- Data missing;
- Unexpected data value;

This error is returned by the responder if it is not able to deal with the contents of the USSD string.

- Call Barred;
- Unknown Alphabet.

### Provider error

See subclause 7.6.1 for the use of this parameter.

## 11.10 MAP\_UNSTRUCTURED\_SS\_REQUEST service

### 11.10.1 Definitions

This service is used between the gsmSCF and the HLR, the HLR and the VLR and between the VLR and the MSC when the invoking entity requires information from the mobile user, in connection with unstructured supplementary service handling.

The MAP\_UNSTRUCTURED\_SS\_REQUEST service is a confirmed service using the primitives from table 11.10/1.

### 11.10.2 Service primitives

The service primitives are shown in table 11.10/1.

**Table 11.10/1: MAP\_UNSTRUCTURED\_SS\_REQUEST parameters**

Parameter name	Request	Indication	Response	Confirm
Invoke id	M	M(=)	M(=)	M(=)
USSD Data Coding Scheme	M	M(=)	C	C(=)
USSD String	M	M(=)	C	C(=)
Alerting Pattern	C	C(=)		
User error			C	C(=)
Provider error				O

### 11.10.3 Parameter use

#### Invoke id

See subclause 7.6.1 for the use of this parameter.

#### USSD Data Coding Scheme:

See subclause 7.6.4 for the use of this parameter. The presence of the parameter in the response is dependent on the mobile user's MMI input. If this parameter is present, then the USSD String parameter has to be present.

#### USSD String:

See subclause 7.6.1 for the use of this parameter. The presence of the parameter in the response is dependent on the mobile user's MMI input. If this parameter is present, then the USSD Data Coding Scheme parameter has to be present.

#### Alerting Pattern

See subclause 7.6.3 for the use of this parameter.

#### User error

This parameter is sent by the responder upon unsuccessful outcome of the service, and then takes one of the following values defined in subclause 7.6.1:

- System failure;
- Data missing;
- Unexpected data value;

This error is returned by the responder if it is not able to deal with the contents of the USSD string.

- Absent Subscriber;
- Illegal Subscriber;

This error indicates that delivery of the unstructured supplementary service data failed because the MS failed authentication.

- Illegal Equipment;
- USSD Busy;
- Unknown Alphabet.

Provider error

See subclause 7.6.1 for the use of this parameter.

## 11.11 MAP\_UNSTRUCTURED\_SS\_NOTIFY service

### 11.11.1 Definitions

This service is used between the gsmSCF and the HLR, the HLR and the VLR and between the VLR and the MSC when the invoking entity requires a notification to be sent to the mobile user, in connection with unstructured supplementary services handling.

The MAP\_UNSTRUCTURED\_SS\_NOTIFY service is a confirmed service using the primitives from table 11.11/1.

### 11.11.2 Service primitives

The service primitives are shown in table 11.11/1.

**Table 11.11/1: MAP\_UNSTRUCTURED\_SS\_NOTIFY parameters**

Parameter name	Request	Indication	Response	Confirm
Invoke id	M	M(=)	M(=)	M(=)
USSD Data Coding Scheme	M	M(=)		
USSD String	M	M(=)		
Alerting Pattern	C	C(=)		
User error			C	C(=)
Provider error				O

### 11.11.3 Parameter use

Invoke id

See subclause 7.6.1 for the use of this parameter.

USSD Data Coding Scheme:

See subclause 7.6.4 for the use of this parameter.

USSD String:

See subclause 7.6.1 for the use of this parameter.

Alerting Pattern

See subclause 7.6.3 for the use of this parameter.

User error

This parameter is sent by the responder upon unsuccessful outcome of the service, and then takes one of the following values defined in subclause 7.6.1:

- System failure;
- Data missing;
- Unexpected data value;

This error is returned by the responder if it is not able to deal with the contents of the USSD string.

- Absent Subscriber;
- Illegal Subscriber;

This error indicates that delivery of the unstructured supplementary service data failed because the MS failed authentication.

- Illegal Equipment;
- USSD Busy;
- Unknown Alphabet.

Provider error

See subclause 7.6.1 for the use of this parameter.

## 11.12 MAP\_SS\_INVOCATION\_NOTIFY

### 11.12.1 Definition

This service is used between the MSC and the gsmSCF when the subscriber invokes one of the following supplementary services; CD, ECT or MPTY.

### 11.12.2 Service primitives

The service primitives are shown in table 11.12/1.

**Table 11.12/1: SS\_INVOCATION\_NOTIFY parameters**

Parameter name	Request	Indication	Response	Confirm
Invoke id	M	M(=)	M(=)	M(=)
MSISDN	M	M(=)		
IMSI	M	M(=)		
SS- event	M	M(=)		
SS- event data	C	C(=)		
User error			C	C(=)
Provider error				O

### 11.12.3 Parameter use

All parameters are described in subclause 7.6. The use of these parameters and the requirements for their presence are specified in GSM 03.78.

User error

This parameter is sent by the responder when an error is detected and if present, takes one of the following values:

- Data Missing;

- Unexpected Data Value;
- Unknown Subscriber.

Provider error

This is defined in subclause 7.6.1.

## 11.13 MAP\_REGISTER\_CC\_ENTRY service

### 11.13.1 Definition

This service is used between the MSC and the VLR and between the VLR and the HLR to register data for a requested call completion supplementary service. The VLR will relay the message to the HLR.

The service is a confirmed service and uses the service primitives shown in table 11.13/1.

### 11.13.2 Service primitives

The service primitives are shown in table 11.13/1.

**Table 11.13/1: MAP\_REGISTER\_CC\_ENTRY parameters**

Parameter name	Request	Indication	Response	Confirm
Invoke id	M	M(=)	M(=)	M(=)
SS Code	M	M(=)		
CCBS Feature	C	C(=)	C	C(=)
Translated B number	C	C(=)		
Service Indicator	C	C(=)		
Call Info	C	C(=)		
Network Signal Info	C	C(=)		
User error			C	C(=)
Provider error				O

### 11.13.3 Parameter use

See subclause 7.6 for a definition of the parameters used, in addition to the following.

SS-Code

This parameter indicates the call completion supplementary service for which the mobile subscriber wants to register an entry.

CCBS Feature

See GSM 03.93 for the conditions for the presence of the parameters included in the CCBS feature.

Translated B Number

See GSM 03.93 for the use of this parameter and the conditions for its presence.

Service Indicator

This parameter corresponds to the parameters 'Presentation Indicator' and 'CAMEL Invoked' in GSM 03.93 [107]. It indicates which services have been invoked for the original call (e.g. CLIR, Camel). See GSM 03.93 [107] for the use of this parameter and the conditions for its presence.

Call Info

See GSM 03.93 [107] for the use of this parameter and the conditions for its presence.

Network Signal Info

See GSM 03.93 [107] for the use of this parameter and the conditions for its presence.

User error

This parameter is sent by the responder upon unsuccessful outcome of the service, and then takes one of the following values, defined in subclause 7.6.1:

- System failure;
- Data missing;
- Unexpected data value;
- Call Barred;
- Illegal SS operation;
- SS error status;
- SS incompatibility.
- Short Term Denial;
- Long Term Denial;
- Facility Not Supported;

Note: This error is reserved for future use.

Private Extensions shall not be sent with these user errors for this operation.

Provider error

See subclause 7.6.1 for the use of this parameter.

## 11.14 MAP\_ERASE\_CC\_ENTRY service

### 11.14.1 Definition

This service is used between the MSC and the VLR and between the VLR and the HLR to erase data related to a call completion supplementary service. The VLR will relay the message to the HLR.

The service is a confirmed service and uses the service primitives shown in table 11.14/1.

### 11.14.2 Service primitives

The service primitives are shown in table 11.14/1.

**Table 11.14/1: MAP\_ERASE\_CC\_ENTRY parameters**

Parameter name	Request	Indication	Response	Confirm
Invoke id	M	M(=)	M(=)	M(=)
SS-Code	M	M(=)	C(=)	C(=)
CCBS Index	C	C(=)		
SS-Status			C	C(=)
User error			C	C(=)
Provider error				O



### 11.14.3 Parameter use

See subclause 7.6 for a definition of the parameters used, in addition to the following.

#### SS-Code

This parameter indicates the call completion supplementary service for which the mobile subscriber wants to erase an entry/entries.

#### CCBS Index

See GSM 03.93 for the use of this parameter and the condition for its presence.

#### SS-Status

Depending on the outcome of the service request this parameter may indicate either provisioned and active or not provisioned.

#### User error

This parameter is sent by the responder upon unsuccessful outcome of the service, and then takes one of the following values, defined in subclause 7.6.1:

- System failure;
- Data Missing;
- Unexpected data value;
- Call Barred;
- Illegal SS operation;
- SS error status.

Private Extensions shall not be sent with these user errors for this operation.

#### Provider error

See subclause 7.6.1 for the use of this parameter.

---

## 12 Short message service management services

### 12.1 MAP-SEND-ROUTING-INFO-FOR-SM service

#### 12.1.1 Definition

This service is used between the gateway MSC and the HLR to retrieve the routing information needed for routing the short message to the servicing MSC.

The MAP-SEND-ROUTING-INFO-FOR-SM is a confirmed service using the primitives from table 12.1/1.

#### 12.1.2 Service primitives

The service primitives are shown in table 12.1/1.

Table 12.1/1: MAP-SEND-ROUTING-INFO-FOR-SM

Parameter name	Request	Indication	Response	Confirm
Invoke Id	M	M(=)	M(=)	M(=)
MSISDN	M	M(=)		
SM-RP-PRI	M	M(=)		
Service Centre Address	M	M(=)		
SM-RP-MTI	C	C(=)		
SM-RP-SMEA	C	C(=)		
GPRS Support Indicator	C	C(=)		
IMSI			C	C(=)
Network Node Number			C	C(=)
LMSI			C	C(=)
GPRS Node Indicator			C	C(=)
Additional Number			C	C(=)
User error			C	C(=)
Provider error				O

### 12.1.3 Parameter use

#### Invoke id:

See definition in subclause 7.6.1.

#### MSISDN:

See definition in subclause 7.6.2.

#### SM-RP-PRI:

See definition in subclause 7.6.8.

#### Service Centre Address:

See definition in subclause 7.6.2.

#### SM-RP-MTI:

See definition in subclause 7.6.8. This parameter shall be present when the feature « SM filtering by the HPLMN » is supported by the SMS-GMSC and when the equivalent parameter is received from the short message service relay sub-layer protocol.

#### SM-RP-SMEA:

See definition in subclause 7.6.8. This parameter shall be present when the feature « SM filtering by the HPLMN » is supported by the SMS-GMSC and when the equivalent parameter is received from the short message service relay sub-layer protocol.

#### GPRS Support Indicator:

See definition in subclause 7.6.8. The presence of this parameter is mandatory if the SMS-GMSC supports receiving of the two numbers from the HLR.

#### IMSI:

See definition in subclause 7.6.2. The presence of this parameter is mandatory in a successful case.

#### Network Node Number:

See definition in subclause 7.6.2. This parameter is provided in a successful response.

#### LMSI:

See definition in subclause 7.6.2. It is an operator option to provide this parameter from the VLR; it is mandatory for the HLR to include the LMSI in a successful response, if the VLR has used the LMSI.

**GPRS Node Indicator:**

See definition in subclause 7.6.8. The presence of this parameter is mandatory if only the SGSN number is sent in the Network Node Number.

**Additional Number:**

See definition in subclause 7.6.2. This parameter is provided in a successful response.

**User error:**

The following errors defined in subclause 7.6.1 may be used, depending on the nature of the fault:

- Unknown subscriber;
- Call Barred;
- Teleservice Not Provisioned;
- Absent Subscriber\_SM;
- Facility Not Supported;
- System failure;
- Unexpected Data Value;
- Data missing.

**Provider error:**

For definition of provider errors see subclause 7.6.1.

## 12.2 MAP-MO-FORWARD-SHORT-MESSAGE service

### 12.2.1 Definition

This service is used between the serving MSC or the SGSN and the SMS Interworking MSC to forward mobile originated short messages.

The MAP-MO-FORWARD-SHORT-MESSAGE service is a confirmed service using the service primitives given in table 12.2/1.

### 12.2.2 Service primitives

The service primitives are shown in table 12.2/1.

**Table 12.2/1: MAP-MO-FORWARD-SHORT-MESSAGE**

Parameter name	Request	Indication	Response	Confirm
Invoke Id	M	M(=)	M(=)	M(=)
SM RP DA	M	M(=)		
SM RP OA	M	M(=)		
SM RP UI	M	M(=)	C	C(=)
IMSI	C	C(=)		
User error			C	C(=)
Provider error				O

### 12.2.3 Parameter use

**Invoke id:**

See definition in subclause 7.6.1.

**SM RP DA:**

See definition in subclause 7.6.8.

In the mobile originated SM transfer this parameter contains the Service Centre address received from the mobile station.

**SM RP OA:**

See definition in subclause 7.6.8.

The MSISDN received from the VLR or from the SGSN is inserted in this parameter in the mobile originated SM transfer.

**SM RP UI:**

See definition in subclause 7.6.8. The short message transfer protocol data unit received from the Service Centre is inserted in this parameter.

**IMSI:**

See definition in subclause 7.6.2.1. The IMSI of the originating subscriber is inserted in this parameter in the mobile originated SM transfer.

This parameter shall be included if the sending entity, whether MSC or SGSN, supports mobile number portability.

**User error:**

The following errors defined in subclause 7.6.1 may be used, depending on the nature of the fault:

- Facility Not Supported;
- System Failure;
- SM Delivery Failure;
  - The reason of the SM Delivery Failure can be one of the following in the mobile originated SM:
    - unknown Service Centre address;
    - Service Centre congestion;
    - invalid Short Message Entity address;
    - subscriber not Service Centre subscriber;
    - protocol error.
- Unexpected Data Value

**Provider error:**

For definition of provider errors see subclause 7.6.1.

## 12.3 MAP-REPORT-SM-DELIVERY-STATUS service

### 12.3.1 Definition

This service is used between the gateway MSC and the HLR. The MAP-REPORT-SM-DELIVERY-STATUS service is used to set the Message Waiting Data into the HLR or to inform the HLR of successful SM transfer after polling. This service is invoked by the gateway MSC.

The MAP-REPORT-SM-DELIVERY-STATUS service is a confirmed service using the service primitives given in table 12.3/1.

### 12.3.2 Service primitives

The service primitives are shown in table 12.3/1.

**Table 12.3/1: MAP-REPORT-SM-DELIVERY-STATUS**

Parameter name	Request	Indication	Response	Confirm
Invoke Id	M	M(=)	M(=)	M(=)
MSISDN	M	M(=)		
Service Centre Address	M	M(=)		
SM Delivery Outcome	M	M(=)		
Absent Subscriber	C	C(=)		
Diagnostic SM				
GPRS Support Indicator	C	C(=)		
Delivery Outcome Indicator	C	C(=)		
Additional SM Delivery Outcome	C	C(=)		
Additional Absent Subscriber	C	C(=)		
Diagnostic SM				
MSISdn-Alert			C	C(=)
User error			C	C(=)
Provider error				O

### 12.3.3 Parameter use

#### **Invoke id:**

See definition in subclause 7.6.1.

#### **MSISDN:**

See definition in subclause 7.6.2.

#### **Service Centre Address:**

See definition in subclause 7.6.2.

#### **SM Delivery Outcome:**

See definition in subclause 7.6.8. This parameter indicates the status of the mobile terminated SM delivery.

#### **Absent Subscriber Diagnostic SM:**

See definition in subclause 7.6.8.

#### **GPRS Support Indicator:**

See definition in subclause 7.6.8. The presence of this parameter is mandatory if the SMS-GMSC supports handling of two delivery outcomes.

**Delivery Outcome Indicator:**

See definition in subclause 7.6.8.

**Additional SM Delivery Outcome:**

See definition in subclause 7.6.8.

**Additional Absent Subscriber Diagnostic SM:**

See definition in subclause 7.6.8.

**MSISdn-Alert:**

See definition in subclause 7.6.2. This parameter shall be present in case of unsuccessful delivery, when the MSISDN received in the operation is different from the stored MSISdn-Alert; the stored MSISdn-Alert is the value that is returned to the gateway MSC.

**User error:**

The following errors defined in subclause 7.6.1 may be used, depending on the nature of the fault:

- Unknown Subscriber;
- Message Waiting List Full;
- Unexpected Data Value;
- Data missing.

**Provider error:**

For definition of provider errors see subclause 7.6.1.

## 12.4 MAP-READY-FOR-SM service

### 12.4.1 Definition

This service is used between the MSC and VLR and as well between the VLR and the HLR. The MSC initiates this service if a subscriber indicates memory available situation. The VLR uses the service to indicate this to the HLR.

The VLR initiates this service if a subscriber, whose message waiting flag is active in the VLR, has radio contact in the MSC.

Also this service is used between the SGSN and the HLR. The SGSN initiates this service if a subscriber indicates memory available situation. The SGSN uses the service to indicate this to the HLR.

The SGSN initiates this service if a subscriber, whose message waiting flag is active in the SGSN, has radio contact in the GPRS.

The MAP-READY-FOR-SM service is a confirmed service using the primitives from table 12.4/1.

### 12.4.2 Service primitives

The service primitives are shown in table 12.4/1.

Table 12.4/1: MAP-READY-FOR-SM

Parameter name	Request	Indication	Response	Confirm
Invoke Id	M	M(=)	M(=)	M(=)
IMSI	C	C(=)		
TMSI	C	C(=)		
Alert Reason	M	M(=)		
Alert Reason Indicator	C	C(=)		
User error			C	C(=)
Provider error				O

### 12.4.3 Parameter use

#### Invoke id:

See definition in subclause 7.6.1.

See definition in subclause 7.6.2. The IMSI is used always between the VLR and the HLR and between the SGSN and the HLR. Between the MSC and the VLR the identification can be either IMSI or TMSI.

#### TMSI:

See definition in subclause 7.6.2. The identification can be either IMSI or TMSI between MSC and VLR.

#### Alert Reason:

See definition in subclause 7.6.8. This parameter indicates if the mobile subscriber is present or the MS has memory available.

#### Alert Reason Indicator:

See definition in subclause 7.6.8.

#### User error:

The following errors defined in subclause 7.6.1 may be used, depending on the nature of the fault:

- Unknown Subscriber;
- Facility Not Supported;
- System Failure;
- Unexpected Data Value;
- Data missing;

#### Provider error:

For definition of provider errors see subclause 7.6.1.

## 12.5 MAP-ALERT-SERVICE-CENTRE service

### 12.5.1 Definition

This service is used between the HLR and the interworking MSC. The HLR initiates this service, if the HLR detects that a subscriber, whose MSISDN is in the Message Waiting Data file, is active or the MS has memory available.

The MAP-ALERT-SERVICE-CENTRE service is a confirmed service using the primitives from table 12.5/1.

## 12.5.2 Service primitives

The service primitives are shown in table 12.5/1.

**Table 12.5/1: MAP-ALERT-SERVICE-CENTRE**

Parameter name	Request	Indication	Response	Confirm
Invoke Id	M	M(=)	M(=)	M(=)
MSIsdn-Alert	M	M(=)		
Service Centre Address	M	M(=)		
User error			C	C(=)
Provider error				O

## 12.5.3 Parameter use

### Invoke id:

See definition in subclause 7.6.1.

### MSIsdn-Alert:

See definition in subclause 7.6.2. The provided MSISDN shall be the one which is stored in the Message Waiting Data file.

### Service Centre Address:

See definition in subclause 7.6.2.

### User error:

The following errors defined in subclause 7.6.1 may be used, depending on the nature of the fault:

- System Failure;
- Unexpected Data Value;
- Data missing.

### Provider error:

For definition of provider errors see subclause 7.6.1.

## 12.6 MAP-INFORM-SERVICE-CENTRE service

### 12.6.1 Definition

This service is used between the HLR and the gateway MSC to inform the Service Centre which MSISDN number is stored in the Message Waiting Data file. If the stored MSISDN number is not the same than the one received from the gateway MSC in the MAP-SEND-ROUTING-INFO-FOR-SM service primitive the stored MSISDN number is included in the message.

Additionally the status of MCEF, MNRF and MNRG flags and the inclusion of the particular Service Centre address in the Message Waiting Data list is informed to the gateway MSC when appropriate.

The MAP-INFORM-SERVICE-CENTRE service is a non-confirmed service using the primitives from table 12.6/1.

### 12.6.2 Service primitives

The service primitives are shown in table 12.6/1.



**Table 12.6/1: MAP-INFORM-SERVICE-CENTRE**

Parameter name	Request	Indication
Invoke Id	M	M(=)
MSIsdn-Alert	C	C(=)
MWD Status	C	C(=)

### 12.6.3 Parameter use

**Invoke id:**

See definition in subclause 7.6.1.

**MSIsdn-Alert:**

See definition in subclause 7.6.2 This parameter refers to the MSISDN stored in a Message Waiting Data file in the HLR.

**MWD Status:**

See definition in subclause 7.6.8. This parameter indicates the status of the MCEF, MNRf and MNRG flags and the status of the particular SC address presence in the Message Waiting Data list.

## 12.7 MAP-SEND-INFO-FOR-MT-SMS service

### 12.7.1 Definition

This service is used between the MSC and the VLR. The service is invoked by the MSC receiving an mobile terminated short message to request subscriber related information from the VLR.

The MAP-SEND-INFO-FOR-MT-SMS service is a confirmed service using the primitives from table 12.7/1.

### 12.7.2 Service primitives

The service primitives are shown in table 12.7/1.

**Table 12.7/1: MAP-SEND-INFO-FOR-MT-SMS**

Parameter name	Request	Indication	Response	Confirm
Invoke Id	M	M(=)	M(=)	M(=)
SM RP DA	M	M(=)		
MSISDN			C	C(=)
User error			C	C(=)
Provider error				O

### 12.7.3 Parameter use

**Invoke id:**

See definition in subclause 7.6.1.

**SM RP DA:**

See definition in subclause 7.6.8. This parameter shall contain either an IMSI or a LMSI.

**MSISDN:**

See definition in subclause 7.6.2.

**User error:**

The following errors defined in subclause 7.6.1 may be used, depending on the nature of the fault:

- Unknown subscriber;
- Unidentified Subscriber;
- Absent subscriber;
- Unexpected Data Value;
- Data Missing;
- Illegal subscriber;
- Illegal equipment;
- Subscriber busy for MT SMS;
- System Failure.

**Provider error:**

For definition of provider errors see subclause 7.6.1.

## 12.8 MAP-SEND-INFO-FOR-MO-SMS service

### 12.8.1 Definition

This service is used between the MSC and the VLR. The service is invoked by the MSC which has to handle a mobile originated short message request to request the subscriber related information from the VLR.

The MAP-SEND-INFO-FOR-MO-SMS service is a confirmed service using the primitives from table 12.8/1.

### 12.8.2 Service primitives

The service primitives are shown in table 12.8/1.

**Table 12.8/1: MAP-SEND-INFO-FOR-MO-SMS**

Parameter name	Request	Indication	Response	Confirm
Invoke Id	M	M(=)	M(=)	M(=)
Service Centre Address	M	M(=)		
MSISDN			C	C(=)
User error			C	C(=)
Provider error				O

### 12.8.3 Parameter use

**Invoke id:**

See definition in subclause 7.6.1.

**Service Centre Address:**

See definition in subclause 7.6.2.

**MSISDN:**

See definition in subclause 7.6.2.

**User error:**

The following errors defined in subclause 7.6.1 may be used, depending on the nature of the fault:

- Teleservice Not Provisioned;
- Call Barred;
- Unexpected Data Value;
- Data Missing.

**Provider error:**

For definition of provider errors see subclause 7.6.1.

## 12.9 MAP-MT-FORWARD-SHORT-MESSAGE service

### 12.9.1 Definition

This service is used between the gateway MSC and the servicing MSC or the SGSN to forward mobile terminated short messages.

The MAP-MT-FORWARD-SHORT-MESSAGE service is a confirmed service using the service primitives given in table 12.9/1.

### 12.9.2 Service primitives

The service primitives are shown in table 12.9/1.

**Table 12.9/1: MAP-MT-FORWARD-SHORT-MESSAGE**

Parameter name	Request	Indication	Response	Confirm
Invoke Id	M	M(=)	M(=)	M(=)
SM RP DA	M	M(=)		
SM RP OA	M	M(=)		
SM RP UI	M	M(=)	C	C(=)
More Messages To Send	C	C(=)		
User error			C	C(=)
Provider error				O

### 12.9.3 Parameter use

**Invoke id:**

See definition in subclause 7.6.1.

**SM RP DA:**

See definition in subclause 7.6.8. This parameter can contain either an IMSI or a LMSI. The use of the LMSI is an operator option. The LMSI can be provided if it is received from the HLR. The IMSI is used if the use of the LMSI is not available.

This parameter is omitted in the mobile terminated subsequent SM transfers.

**SM RP OA:**

See definition in subclause 7.6.8. The Service Centre address received from the originating Service Centre is inserted in this parameter .

This parameter is omitted in the mobile terminated subsequent SM transfers.

**SM RP UI:**

See definition in subclause 7.6.8. The short message transfer protocol data unit received from the Service Centre is inserted in this parameter. A short message transfer protocol data unit may also be inserted in this parameter in the message delivery acknowledgement from the MSC or from the SGSN to the Service Centre.

**More Messages To Send:**

See definition in subclause 7.6.8. The information from the MMS indication received from the Service Centre is inserted in this parameter.

**User error:**

The following errors defined in subclause 7.6.1 may be used, depending on the nature of the fault:

- Unidentified subscriber;
- Absent Subscriber\_SM;
- Subscriber busy for MT SMS;
- Facility Not Supported;
- Illegal Subscriber indicates that delivery of the mobile terminated short message failed because the mobile station failed authentication;
- Illegal equipment indicates that delivery of the mobile terminated short message failed because an IMEI check failed, i.e. the IMEI was blacklisted or not white-listed;
- System Failure;
- SM Delivery Failure;
  - The reason of the SM Delivery Failure can be one of the following in the mobile terminated SM:
    - memory capacity exceeded in the mobile equipment;
    - protocol error;
    - mobile equipment does not support the mobile terminated short message service.
- Unexpected Data Value;
- Data Missing.

**Provider error:**

For definition of provider errors see subclause 7.6.1.

---

## 13 Network-Requested PDP Context Activation services

### 13.1 MAP\_SEND\_ROUTING\_INFO\_FOR\_GPRS service

#### 13.1.1 Definition

This service is used by the GGSN to request GPRS routing information from the HLR.

## 13.1.2 Service primitives

Table 13.1/1: MAP\_SEND\_ROUTING\_INFO\_FOR\_GPRS

Parameter name	Request	Indication	Response	Confirm
Invoke id	M	M(=)	M(=)	M(=)
IMSI	M	M(=)		
GGSN address	C	C(=)	C	C(=)
GGSN number	M	M(=)		
SGSN address			C	C(=)
Mobile Not Reachable Reason			C	C(=)
User error			C	C(=)
Provider error				O

## 13.1.3 Parameter definition and use

### Invoke Id

See definition in subclause 7.6.1.

### IMSI

See definition in subclause 7.6.2.

### GGSN address

This parameter shall be present if the protocol-converting GSN is used between the GGSN and the HLR.

### GGSN number

See definition in subclause 7.6.2.

### SGSN address

This parameter shall be present if the outcome of the Send Routing Info For GPRS request to the GPRS application process in the HLR is positive.

### Mobile Not Reachable Reason

This parameter shall be present if the outcome of the Send Routing Info For GPRS request to the GPRS application process in the HLR is positive and the MNRG flag in the HLR is set. See definition in subclause 7.6.3.51.

### User error

This parameter is sent by the responder when an error is detected and if present, takes one of the following values:

- Absent Subscriber;
- System Failure;
- Data Missing;
- Unexpected Data Value;
- UnknownSubscriber.

The diagnostic in the Unknown Subscriber may indicate "Imsi Unknown" or "Gprs Subscription Unknown".

### Provider error

These are defined in subclause 7.6.1.

## 13.2 MAP\_FAILURE\_REPORT service

### 13.2.1 Definition

This service is used by the GGSN to inform the HLR that network requested PDP-context activation has failed.

### 13.2.2 Service primitives

**Table 13.2/1: MAP\_FAILURE\_REPORT**

Parameter name	Request	Indication	Response	Confirm
Invoke id	M	M(=)	M(=)	M(=)
IMSI	M	M(=)		
GGSN address	C	C(=)	C	C(=)
GGSN number	M	M(=)		
User error			C	C(=)
Provider error				O

### 13.2.3 Parameter definition and use

#### Invoke Id

See definition in subclause 7.6.1.

#### IMSI

See definition in subclause 7.6.2.

#### GGSN address

This parameter shall be present if the protocol-converting GSN is used between the GGSN and the HLR.

#### GGSN number

See definition in subclause 7.6.2.

#### User error

This parameter is sent by the responder when an error is detected and if present, takes one of the following values:

- System Failure;
- Data Missing;
- Unexpected Data Value;
- UnknownSubscriber.

#### Provider error

These are defined in subclause 7.6.1.

## 13.3 MAP\_NOTE\_MS\_PRESENT\_FOR\_GPRS service

### 13.3.1 Definition

This service is used by the HLR to inform the GGSN that the MS is present for GPRS again.

### 13.3.2 Service primitives

Table 13.3/1: MAP\_NOTE\_MS\_PRESENT\_FOR\_GPRS

Parameter name	Request	Indication	Response	Confirm
Invoke id	M	M(=)	M(=)	M(=)
IMSI	M	M(=)		
GGSN address	C	C(=)		
SGSN address	M	M(=)		
User error			C	C(=)
Provider error				O

### 13.3.3 Parameter definition and use

#### Invoke Id

See definition in subclause 7.6.1.

#### IMSI

See definition in subclause 7.6.2.

#### GGSN address

This parameter shall be present if the protocol-converting GSN is used between the GGSN and the HLR.

#### SGSN address

See definition in subclause 7.6.2.

#### User error

This parameter is sent by the responder when an error is detected and if present, takes one of the following values:

- System Failure;
- Data Missing;
- Unexpected Data Value;
- UnknownSubscriber.

#### Provider error

These are defined in subclause 7.6.1.

## 13A Location Service Management Services

### 13A.1 MAP-SEND-ROUTING-INFO-FOR-LCS Service

#### 13A.1.1 Definition

This service is used between the GMLC and the HLR to retrieve the routing information needed for routing a location service request to the servicing VMSC. The MAP-SEND-ROUTING-INFO-FOR-LCS is a confirmed service using the primitives from table A.1/1.

### 13A.1.2 Service Primitives

The service primitives are shown in table 13A.1/1.

**Table 13A.1/1: MAP-SEND-ROUTING-INFO-FOR-LCS**

Parameter name	Request	Indication	Response	Confirm
Invoke Id	M	M(=)	M(=)	M(=)
MLC Number	M	M(=)		
MSISDN	C	C(=)	C	C(=)
IMSI	C	C(=)	C	C(=)
LMSI			C	C(=)
MSC Number			C	C(=)
User error			C	C(=)
Provider error				O

### 13A.1.3 Parameter Use

Invoke id:

See definition in subclause 7.6.1.

MLC Number:

See definition in subclause 7.6.2.

MSISDN:

See definition in subclause 7.6.2. The request shall carry either the IMSI or MSISDN. The response shall carry whichever of these was not included in the request (see GSM 03.71 for details).

IMSI:

See definition in subclause 7.6.2.

LMSI:

See definition in subclause 7.6.2. It is an operator option to provide this parameter from the VLR; it is mandatory for the HLR to include the LMSI in a successful response, if the VLR has used the LMSI.

MSC Number:

See definition in subclause 7.6.2. This parameter is provided in a successful response.

User error:

The following errors defined in subclause 7.6.1 may be used, depending on the nature of the fault:

- Unknown subscriber;
- Absent Subscriber;
- Facility Not Supported;
- System failure;
- Unexpected Data Value;
- Data missing;
- Unauthorized requesting network



Provider error:

For definition of provider errors see subclause 7.6.1.

## 13A.2 MAP-PROVIDE-SUBSCRIBER-LOCATION Service

### 13A.2.1 Definition

This service is used by a GMLC to request the location of a target MS from the visited MSC at any time. This is a confirmed service using the primitives from table 13A.2/1.

### 13A.2.2 Service Primitives

**Table 13A.2/1: Provide\_Subscriber\_Location**

Parameter name	Request	Indication	Response	Confirm
Invoke id	M	M(=)	M(=)	M(=)
Location Type	M	M(=)		
MLC Number	M	M(=)		
LCS Client ID	M	M(=)		
Privacy Override	U	C(=)		
IMSI	C	C(=)		
MSISDN	C	C(=)		
LMSI	C	C(=)		
LCS Priority	C	C(=)		
LCS QoS	C	C(=)		
IMEI	U	C(=)		
Location Estimate			M	M(=)
Age of Location Estimate			C	C(=)
User error			C	C(=)
Provider error				O

### 13A.2.3 Parameter Definition and Use

All parameters are defined in section 7.6. The use of these parameters and the requirements for their presence are specified in GSM 03.71.

#### Location Type

This parameter identifies the type of location information requested

#### MLC Number

This is the E.164 number of the requesting GMLC.

#### LCS Client ID

This parameter provides information related to the identity of an LCS client.

#### Privacy Override

This parameter indicates if MS privacy is overridden by the LCS client when the GMLC and VMSC for an MR-LR are in the same country.

#### IMSI

The IMSI is provided to identify the target MS. At least one of the IMSI or MSISDN is mandatory.

#### MSISDN

The MSISDN is provided to identify the target MS. At least one of the IMSI or MSISDN is mandatory.

#### LMSI

The LMSI shall be provided if previously supplied by the HLR

#### LCS Priority

This parameter indicates the priority of the location request.

#### LCS QoS

This parameter indicates the required quality of service in terms of response time and accuracy.

#### IMEI

Inclusion of the IMEI is optional.

#### Location Estimate

This parameter provides the location estimate.

#### Age of Location Estimate

This parameter indicates how long ago the location estimate was obtained.

#### User error

This parameter is sent by the responder when the location request has failed or cannot proceed and if present, takes one of the following values defined in section 7.6.1:

- System Failure;
- Data Missing;
- Unexpected Data Value;
- Facility Not Supported;
- Unidentified Subscriber;
- Illegal Subscriber;
- Illegal Equipment;
- Absent Subscriber (diagnostic information may also be provided);
- Unauthorized requesting network;
- Unauthorized LCS Client with detailed reason;
- Position method failure with detailed reason.

#### Provider error

These are defined in subclause 7.6.1.

## 13A.3 MAP-SUBSCRIBER-LOCATION-REPORT Service

### 13A.3.1 Definition

This service is used by a VMSC to provide the location of a target MS to a GMLC when a request for location is either implicitly administered or made at some earlier time. This is a confirmed service using the primitives from table 13A.3/1.

## 13A.3.2 Service Primitives

**Table 13A.3/1: Subscriber\_Location\_Report**

Parameter name	Request	Indication	Response	Confirm
Invoke id	M	M(=)	M(=)	M(=)
LCS Event	M	M(=)		
LCS Client ID	M	M(=)		
MSC Number	M	M(=)		
IMSI	C	C(=)		
MSISDN	C	C(=)		
NA-ESRD	C	C(=)		
NA-ESRK	C	C(=)		
IMEI	U	C(=)		
Location Estimate	C	C(=)		
Age of Location Estimate	C	C(=)		
LMSI	U	C(=)		
User error			C	C(=)
Provider error				O

## 13A.3.3 Parameter Definition and Use

All parameters are defined in section 7.6. The use of these parameters and the requirements for their presence are specified in GSM 03.71.

### LCS Event

This parameter indicates the event that triggered the Subscriber Location Report.

### LCS Client ID

This parameter provides information related to the identity of the recipient LCS client.

### MSC Number

See definition in subclause 7.6.2. This parameter provides the address of the visited MSC for target MS.

### IMSI

The IMSI shall be provided if available to the VMSC

### MSISDN

The MSISDN shall be provided if available to the VMSC

### NA-ESRD

If the target MS has originated an emergency service call in North America, the NA-ESRD shall be provided by the VMSC if available.

### NA-ESRK

If the target MS has originated an emergency service call in North America, the NA-ESRK shall be provided by the VMSC if assigned.

### IMEI

Inclusion of the IMEI is optional.

### Location Estimate

This parameter provides the location estimate. The absence of this parameter implies that a location estimate was not available or could not be successfully obtained.

### Age of Location Estimate

This parameter indicates how long ago the location estimate was obtained.

### LMSI

The LMSI may be provided if assigned by the VLR.

### User error

This parameter is sent by the responder when the received message contains an error, cannot be forwarded or stored for an LCS client or cannot be accepted for some other reason and if present, takes one of the following values defined in section 7.6.1.

- System Failure;
- Data Missing;
- Unexpected Data Value;
- Resource Limitation;
- Unknown Subscriber;
- Unauthorized requesting network;
- Unknown or unreachable LCS Client;

### Provider error

These are defined in subclause 7.6.1.

## 13A.4 Void

13A.4.1 - 13A.4.3 Void

## 13A.5 Void

13A.5.1 - 13A.5.3 Void

## 13A.6 Void

13A.6.1 - 13A.6.3 Void

## 13A.7 Void

13A.7.1 - 13A.7.3 Void

13A.8 Void

13A.8.1 - 13A.8.3 Void

13A.9 Void

13A.9.1 - 13A.9.3 Void

---

## 14 General

### 14.1 Overview

Clause 14 to 17 specify the protocol elements to be used to provide the MAP services described in clause 7.

Clause 15 specifies the elements of procedures for the MAP protocol. Clause 16 specifies the mapping on to TC service primitives. Clause 17 specifies the application contexts, operation packages and abstract syntaxes for the MAP protocol as well as the encoding rules to be applied.

### 14.2 Underlying services

The MAP protocol relies on the services provided by the Transaction Capabilities (TC) of signalling system number 7, as referenced in clause 6.

### 14.3 Model

The MAP Protocol Machine (MAP PM) can be modelled as a collection of service state machines (SSMs) - one per MAP specific service invoked - coordinated by a MAP dialogue control function with its one state machine: MAP dialogue state machine (DSM). There are two types of Service State Machines: Requesting Service State Machines (RSM) and Performing Service State Machines (PSM).

A new invocation of a MAP PM is employed on the receipt of a MAP-OPEN request primitive or a TC-BEGIN indication primitive. Each invocation controls exactly one MAP dialogue. For each MAP specific service invoked during a dialogue, a MAP RSM is created at the requestor's side and a MAP PSM is created at the performer's side.

This modelling is used only to facilitate understanding and the MAP behaviour descriptions and is not intended to suggest any implementation. SDL descriptions are organized according to this model.

How the MAP-service-user and the MAP refer to a MAP dialogue (i.e. a MAP PM invocation) is a local implementation matter.

How TC dialogue identifiers are assigned to a MAP PM invocation is also a local implementation matter.

### 14.4 Conventions

The behaviour of the MAP PM depends on the application-context-name associated with the dialogue. One major difference is that the MAP requests the transfer of the application-context-name by TC only for those contexts which do not belong to the so-called "version one context set".

The "version one context set" is a set of application-contexts which model the behaviour of a MAP V1 implementation according to the latest phase 1 version of GSM 09.02. This set is defined in clause 15.

The procedures described in clause 15 are used when the application-context-name does not refer to a dialogue between an MSC and its VLR. When the application-context-name refers to a dialogue between an MSC and its VLR the MAP PM procedures are a local implementation matter.

## 15 Elements of procedure

### 15.1 Dialogue establishment

The establishment of a MAP dialogue involves two MAP-service-users, one that is the dialogue-initiator and one that is the dialogue-responder.

This procedure is driven by the following signals:

- a MAP-OPEN request primitive from the dialogue-initiator;
- a TC-BEGIN indication primitive occurring at the responding side;
- a MAP-OPEN response primitive from the dialogue-responder;
- the first TC-CONTINUE indication primitive occurring at the initiating side;

and under specific conditions:

- a TC-END indication primitive occurring at the initiating side;
- a TC-U-ABORT indication primitive occurring at the initiating side;
- a TC-P-ABORT indication primitive occurring at the initiating side.

#### 15.1.1 Handling of unknown operations

Unknown operations (i.e. a standard operation introduced in a later version of GSM 09.02 or a private operation) can be introduced in MAP in a backwards compatible way. This means, that the receiver of an unknown operation shall, if the dialogue state allows it, send a TC-REJECT component to the sender of the operation indicating 'unrecognised operation' and continue with the processing of further components or messages exchanged within the dialogue as if the unknown operation had not been received.

The standardised structure of a MAP dialogue shall not be affected by the invocation of unknown operations, i.e. if a dialogue uses only a TC-BEGIN message which is acknowledged by a TC-END message, a TC-CONTINUE message shall not be used to invoke an unknown operation. However the standardised structure of a MAP dialogue may be affected by the rejection of unknown operations, i.e. if a dialogue uses only a TC-BEGIN message which is acknowledged by a TC-END message, a TC-CONTINUE message followed by a TC-END message may be used to carry the rejection of an unknown operation and the response to the standardised operation. The entity which initiated a dialogue whose standardised structure is a TC-BEGIN message which is acknowledged by a TC-END message shall not send any messages in that dialogue after the TC-BEGIN.

Note that if the dialogue structure is affected as described in this paragraph the TC-CONTINUE shall include the dialogue portion required to confirm the acceptance of the dialogue.

Unknown operations can be invoked in the following types of messages (there is no restriction as to how many unknown operations can be invoked in a message):

- TC-BEGIN the component to invoke the unknown operation shall follow the component of the standard operation that is included in this message.
- TC-CONTINUE: the component to invoke the unknown operation may be transported as the only component in a stand-alone message or can be grouped with existing operations. In the latter case a specific sequencing of components is not required.
- TC-END: if the component to invoke the unknown operation is grouped with an existing operation a specific sequencing of components is not required.

The TC-REJECT component may be sent in the following messages:

- TC-CONTINUE or TC-END: either as the only component of the message or grouped with an existing component. The choice is up to the MAP-Service User.

If the received message contains only unknown operations the MAP-Service User shall send the TC-REJECT components in a TC-CONTINUE message to the peer entity, if the dialogue state allows it.

If the received message contains unknown operations and standard operations and the standardised structure of the dialogue requires the response to the standard operation to be sent within a TC-END message, then the MAP-Service User may send the response to the standard operations and the TC-REJECT components for the unknown operations in a TC-CONTINUE message followed by a TC-END message. A specific distribution of the components to the TC messages or a specific sequencing of components is not required.

Note that SDLs of chapters 19 - 25 do not show the report to the MAP-Service User about the reception of the unknown operation. This has been done for the sake of simplicity of description; the MAP PM may inform the MAP-Service User.

The sender of the unknown operation shall ensure that there is enough room in the used message for the unknown operation.

### 15.1.2 Receipt of a MAP-OPEN request primitive

On receipt of a MAP-OPEN request primitive the behaviour of the MAP PM shall be as follows.

The MAP PM shall accept zero, one or several user request primitives until a MAP-DELIMITER request primitive is received.

For each user request primitive, the MAP PM shall request the invocation of the associated operation using the TC-INVOKE service. See subclause 15.6 for a description of the associated SSMs.

On receipt of the MAP-DELIMITER request primitive the MAP PM shall issue a TC-BEGIN request primitive. The application-context-name as well as the user information parameter (if any) shall be mapped to the corresponding TC-BEGIN parameters.

The requesting MAP PM waits for a TC indication primitive and does not accept any other primitive from its user, except a MAP-U-ABORT request or a MAP-CLOSE request.

### 15.1.3 Receipt of a TC-BEGIN indication

On receipt of a TC-BEGIN indication primitive, the MAP PM shall:

- if no application-context-name is included in the primitive and if the "Components present" indicator indicates "no components", issue a TC-U-ABORT request primitive (note 2). The local MAP-User is not informed.
- if no application-context-name is included in the primitive and if presence of components is indicated, wait for the first TC-INVOKE primitive, and derive a version 1 application-context-name from the operation code according to table 15.1/1 (note 1).

NOTE 1: In some cases, it may be necessary to analyse the operation argument.

Then:

- a) if no application-context-name can be derived (i.e. the operation code does not exist in MAP V1 specifications), the MAP PM shall issue a TC-U-ABORT request primitive (note 2). The local MAP-User is not informed.
- b) if an application-context-name can be derived and if it is acceptable from a load control point of view, the MAP PM shall:
  - i) if this primitive requests the beginSubscriberActivity operation, the MAP PM shall check whether more components have been received associated with this operation. If more components are present, the MAP PM shall issue a MAP-OPEN indication primitive with the version 1 application-context-name "networkFunctionalSsContext-v1". The Destination-reference shall include the IMSI taken from the argument of the beginSubscriberActivity operation; the Originating-reference shall cover the originatingEntityNumber.

A beginSubscriberActivity operation that is not associated with any other Component shall be rejected by the MAP PM by issuing a TC-U-ABORT request primitive (note 2). The local MAP-User shall not be informed.

- ii) otherwise, the MAP PM shall issue a MAP-OPEN indication primitive with the version 1 application-context-name set according to table 15.1/1. DestinationReference and OriginatingReference must not be included in the MAP-OPEN indication primitive.

Then the MAP PM shall function in a way that the dialogue responding MAP behaves as specified in the GSM phase 1 protocol (latest version of TS GSM 09.02 phase 1).

NOTE 2: If no AARQ apdu was included in the BEGIN message, TC (Component Sub-layer) will not include an AARE apdu or an ABRT apdu in a TR-U-ABORT request primitive that is to be issued on receipt of a TC-U-ABORT request primitive from the local MAP service provider.

- c) if an application-context-name can be derived but if it is not acceptable from a load control point of view, the MAP PM shall ignore this dialogue request and not inform the MAP-user;
- if a version 1 application-context-name is included, the MAP PM shall issue a TC-U-ABORT request primitive with abort-reason "User-specific" and user-information "MAP-ProviderAbortInfo" indicating "abnormalDialogue". The local MAP-user shall not be informed.
- if an application-context-name different from version 1 is included in the primitive and if User-information is present, the User-information must constitute a syntactically correct MAP-OPEN dialogue PDU. Otherwise a TC-U-ABORT request primitive with abort-reason "User-specific" and user-information "MAP-ProviderAbortInfo" indicating "abnormalDialogue" shall be issued and the local MAP-user shall not be informed.
- if no User-information is present it is checked whether presence of User Information in the TC-BEGIN indication primitive is required for the received application-context-name. If User Information is required but not present, a TC-U-ABORT request primitive with abort-reason "User-specific" and user-information "MAP-ProviderAbortInfo" indicating "abnormalDialogue" shall be issued. The local MAP-user shall not be informed.
- if an application-context-name different from version 1 is received in a syntactically correct TC-BEGIN indication primitive but is not acceptable from a load control point of view, the MAP PM shall ignore this dialogue request. The MAP-user is not informed.
- if an application-context-name different from version 1 is received in a syntactically correct TC-BEGIN indication primitive and if it is acceptable from a load control point of view, the MAP PM shall check whether the application-context-name is supported.

NOTE 3: Unknown application-context-names are treated like unsupported ones.

If it is, the MAP PM shall issue a MAP-OPEN indication primitive with all parameters (application-context-name included) set according to the value of the corresponding parameter of the TC-BEGIN indication primitive.



The MAP PM shall then process any other indication primitives received from TC as described in subclause 15.6. Once all the received components have been processed, the MAP PM shall inform the local MAP service user by a MAP-DELIMITER indication primitive.

If the TC-BEGIN indication primitive is not associated with any component, the MAP PM shall inform the MAP User by a MAP-DELIMITER indication primitive.

Once all the received primitives have been processed, the MAP PM does not accept any primitive from the provider and waits for a MAP-OPEN response primitive from its user.

- if an application-context-name different from version 1 is received in a syntactically correct TC-BEGIN indication primitive and if it is acceptable from a load control point of view but the application-context-name is not supported, the MAP PM shall issue a TC-U-ABORT request primitive with abort-reason indicating "application-context-not-supported". If an alternative application-context-name cannot be offered, the received application-context-name shall be returned in the TC-U-ABORT Req primitive.

In the following cases an alternative application-context can be offered and its name included in the TC-U-ABORT Req primitive:

- a) if an application-context of version 2 or higher is requested, but only version 1 application-context supported, then the v1 application context shall be returned;
- b) if an application-context of version 3 or higher is requested, but only version 2 application-context supported, then the v2 application context shall be returned.
- c) if an application-context of version 4 or higher is requested, but only version 3 application-context supported, then the v3 application context shall be returned.

**Table 15.1/1: Mapping of V1 operation codes on to application-context-names**

Operation	Application-context-name (note 1)
updateLocation	networkLocUpContext-v1
cancelLocation	locationCancellationContext-v1
provideRoamingNumber	roamingNumberEnquiryContext-v1
insertSubscriberData	subscriberDataMngtContext-v1
deleteSubscriberData	subscriberDataMngtContext-v1
sendParameters	infoRetrievalContext-v1 networkLocUpContext-v1 (note 2)
beginSubscriberActivity	networkFunctionalSsContext-v1
sendRoutingInfo	locationInfoRetrievalContext-v1
performHandover	handoverControlContext-v1
reset	resetContext-v1
activateTraceMode	tracingContext-v1
deactivateTraceMode	tracingContext-v1
sendRoutingInfoForSM	shortMsgGatewayContext-v1
forwardSM	shortMsgRelayContext-v1
reportSM-deliveryStatus	shortMsgGatewayContext-v1
noteSubscriberPresent	mwdMngtContext-v1
alertServiceCentreWithoutResult	shortMsgAlertContext-v1
checkIMEI	EquipmentMngtContext-v1

NOTE 1: These symbolic names refer to the object identifier value defined in clause 17 and allocated to each application-context used for the MAP.

NOTE 2: The choice between the application contexts is based on the parameters received in the operation.

### 15.1.4 Receipt of a MAP-OPEN response

On receipt of a MAP-OPEN response primitive indicating that the dialogue is accepted, the MAP PM shall build a MAP-Accept PDU if the user-information parameter is included in the response primitive and accept any MAP specific service request or service response until a MAP-DELIMITER request or a MAP-CLOSE request is received from the MAP user. The MAP PM shall process the MAP specific primitives as described in subclause 15.6. The MAP PM shall then issue a TC-CONTINUE request primitive after it receives the MAP-DELIMITER request primitive if no MAP-CLOSE request primitive has been received, otherwise it shall issue a TC-END request primitive. In both cases the MAP-Accept PDU (if any) is included in the user-information parameter of the TC primitive.

If the dialogue is not associated with a version 1 application context, the MAP PM shall include the application-context-name in the TC primitive.

If no MAP-CLOSE request has been received, the MAP PM waits for a request primitive from its user or an indication primitive from TC.

On receipt of a MAP-OPEN response primitive indicating that the dialogue is not accepted, the MAP PM shall build a MAP-Refuse PDU and request its transfer using the TC-U-ABORT req primitive (abort reason = user specific).

### 15.1.5 Receipt of the first TC-CONTINUE ind

On receipt of the first TC-CONTINUE indication primitive for a dialogue, the MAP PM shall check the value of the application-context-name parameter. If this value matches the one used in the MAP-OPEN request primitive, the MAP PM shall issue a MAP-OPEN confirm primitive with the result parameter indicating "accepted", then process the following TC component handling indication primitives as described in subclause 15.6, and then waits for a request primitive from its user or an indication primitive from TC, otherwise it shall issue a TC-U-ABORT request primitive with a MAP-providerAbort PDU indicating "abnormal dialogue" and a MAP-P-ABORT indication primitive with the "provider-reason" parameter indicating "abnormal dialogue".

### 15.1.6 Receipt of a TC-END ind

On receipt of a TC-END indication primitive in the dialogue initiated state, the MAP PM shall check the value of the application-context-name parameter. If this value does not match the one used in the MAP-OPEN request primitive, the MAP PM shall discard any following component handling primitive and shall issue a MAP-P-ABORT indication primitive with the "provider-reason" parameter indicating "abnormal dialogue".

Otherwise it shall issue a MAP-OPEN confirm primitive with the result parameter set to "accepted" and process the following TC component handling indication primitives as described in subclause 15.6; then it shall issue a MAP-CLOSE indication primitive and return to idle all state machines associated with the dialogue.

### 15.1.7 Receipt of a TC-U-ABORT ind

On receipt of a TC-U-ABORT indication primitive in the "Dialogue Initiated" state with an abort-reason parameter indicating "ApplicationContextNotSupported", the MAP PM shall issue a MAP-OPEN confirm primitive with the result parameter indicating "Dialogue Refused" and the refuse-reason parameter indicating "ApplicationContextNotSupported".

On receipt of a TC-U-ABORT indication primitive in the "Dialogue Initiated" state with an abort-reason parameter indicating "User Specific" and without user information, the MAP PM shall issue a MAP-OPEN confirm primitive with the result parameter indicating "Dialogue Refused" and the refuse-reason parameter indicating "Potential Version Incompatibility".

On receipt of a TC-U-ABORT indication primitive in the "Dialogue Initiated" state with an abort-reason parameter indicating "User Specific" and a MAP-Refuse PDU included as user information, the MAP PM shall issue a MAP-OPEN confirm primitive with the result set to refused and the refuse reason set as received in the MAP Refuse PDU.

Receipt of a TC-U-ABORT indication primitive with abort-reason "User Specific" and with user information is described as part of abnormal termination (see subclause 15.4.2).

### 15.1.8 Receipt of a TC-P-ABORT ind

On receipt of a TC-P-ABORT indication primitive in the "Dialogue Initiated" state with a P-abort parameter indicating "Incorrect Transaction Portion", the MAP PM shall issue a MAP-OPEN confirm primitive with the result parameter indicating "Dialogue Refused" and the refuse reason parameter indicating "Potential Version Incompatibility".

On receipt of a TC-P-ABORT indication primitive in the "Dialogue Initiated" state with a P-abort parameter indicating "No Common Dialogue Portion", the MAP PM shall issue a MAP-P-ABORT indication primitive with the provider reason parameter indicating "Version Incompatibility".

Receipt of a TC-P-ABORT indication primitive with another P-abort parameter value is described as part of abnormal termination (see subclause 15.5.2).

## 15.2 Dialogue continuation

Once established the dialogue is said to be in a continuation phase.

Both MAP users can request the transfer of MAP APDUs until one of them requests the termination of the dialogue.

### 15.2.1 Sending entity

The MAP PM shall accept any MAP specific service request or response primitives and process them as described in subclause 15.6.

On receipt of a MAP-DELIMITER request primitive, the MAP PM shall issue a TC-CONTINUE request primitive.

### 15.2.2 Receiving entity

On receipt of a TC-CONTINUE indication primitive the MAP PM shall accept zero, one or several TC component handling indication primitives and process them as described in subclause 15.6.

## 15.3 Dialogue termination

Both the dialogue-initiator and the dialogue-responder have the ability to request the termination of a dialogue after it has been established.

The dialogue termination procedure is driven by the following events:

- a MAP-CLOSE request primitive;
- a TC-END indication primitive.

### 15.3.1 Receipt of a MAP-CLOSE request

On receipt of a MAP-CLOSE request primitive, the MAP PM shall issue a TC-END request primitive and, if applicable, return to idle the associated active SSMs. Note that if the release method parameter of the MAP-CLOSE request indicates "normal" the TC-END request primitive will trigger the transmission of components associated with any user specific request or response primitives which may have been issued after the last MAP-DELIMITER request.

### 15.3.2 Receipt of a TC-END indication

On receipt of a TC-END indication primitive, the MAP shall accept any component handling indication primitives and process them as described in subclause 15.6.

Once all the received primitives have been processed, the MAP PM shall return to idle the associated SSMs and issue a MAP-CLOSE indication primitive.

## 15.4 User Abort

Both the dialogue-initiator and the dialogue-responder have the ability to abort a dialogue at any time.

The user abort procedure is driven by one of the following events:

- a MAP-U-ABORT request primitive;
- a TC-U-ABORT indication primitive carrying a MAP-user-abort PDU.

### 15.4.1 MAP-U-ABORT request

On receipt of a MAP-U-ABORT request the MAP PM shall construct a MAP-user-abort PDU from the user-reason and diagnostic parameters and issue a TC-U-ABORT request primitive. All state machines associated with the dialogue are returned to idle.

### 15.4.2 TC-U-ABORT ind

On receipt of a TC-U-ABORT indication carrying a MAP-user-abort PDU, the MAP PM shall issue a MAP-U-ABORT indication primitive. The user-reason and diagnostic information elements are mapped to the corresponding parameters of the MAP-U-ABORT indication primitive.

All state machines associated with the dialogue are returned to idle.

## 15.5 Provider Abort

The MAP has the ability to abort a dialogue at both the dialogue-initiator side and the dialogue-responder side.

The provider abort procedure is driven by one of the following events:

- a MAP PM error situation;
- a TC-P-ABORT indication primitive;
- a TC-U-ABORT indication primitive carrying a MAP-abort PDU.

### 15.5.1 MAP PM error situation

In the case of an abnormal situation detected at the MAP level during an established dialogue, the MAP PM shall:

- issue a MAP-P-ABORT indication primitive with the appropriate value of the provider-reason parameter;
- construct a MAP-abort PDU from the value of these parameters and request its transfer using a TC-U-ABORT request primitive.

### 15.5.2 TC-P-ABORT ind

On receipt of a TC-P-ABORT indication, the MAP PM shall issue a MAP-P-ABORT indication primitive.

All state machines associated with the dialogue are returned to idle.

### 15.5.3 TC-U-ABORT ind

On receipt of a TC-U-ABORT indication carrying a MAP-abort PDU, the MAP PM shall issue a MAP-P-ABORT indication primitive, with the appropriate value of the provider-reason parameter. The source parameter shall indicate "MAP-provider".

All state machines associated with the dialogue are returned to idle.

## 15.6 Procedures for MAP specific services

This subclause describes the MAP procedures for MAP specific services.

These procedures are driven by the following types of events:

- a MAP specific request or a MAP specific MAP response primitive;
- a component handling primitive from TC.

A Service State Machine is activated on receipt of one of the following signals:

- a MAP request primitive, which activates a requesting SSM;
- a TC-INVOKE indication primitive without linked identifier, which activates a responding SSM.

For component handling primitives there are two types of events:

- events which activate a Service State Machine or which can be related to an existing one;

The procedure elements driven by these events are described in subclauses 15.6.1 to 15.6.4.

- events which cannot be related to a Service State Machine.

The procedure elements driven by these events are described in subclause 15.6.5.

### 15.6.1 Service invocation

The MAP specific procedures are initiated by the MAP request primitives.

On receipt of a MAP request primitive, the MAP PM shall build an operation argument from the parameters received in the request primitive and request the invocation of the associated operation using the TC-INVOKE procedure. If a linked ID parameter is inserted in the primitive this indicates a child service and implies that the operation on which the service is mapped is linked to the operation on which the parent service is mapped.

The mapping of MAP specific services on to remote operations is given in table 16.2/1.

### 15.6.2 Service invocation receipt

On receipt of a TC-INVOKE indication primitive, the MAP PM shall:

- if the invoke ID is already in use by an active service, request the transfer of a reject component using the TC-U-REJECT request primitive with the appropriate problem code (duplicated invokeID) and issue a MAP-NOTICE indication primitive with a diagnostic parameter set to "abnormal event received from the peer";
- if the operation code does not correspond to an operation supported by the application-context, request the transfer of a reject component using the TC-U-REJECT request primitive, with the appropriate problem code (unrecognized operation), and -if the dialogue version is lower than 3- issue a MAP-NOTICE indication primitive with a diagnostic parameter set to „abnormal event received from the peer“;
- if a linked ID is included, perform the following checks: If the operation referred to by the linked ID does not allow linked operations or if the operation code does not correspond to a permitted linked operation, issue a TC-U-REJECT request primitive with the appropriate problem code (linked response unexpected or unexpected linked operation);
- if the type of the argument is not the one defined for the operation, request the transfer of a reject component using the TC-U-REJECT request primitive, with the appropriate problem code (mistyped parameter), and issue a MAP-NOTICE indication primitive with a diagnostic parameter set to "abnormal event from the peer";
- if the type of the argument is correct but the values of the information elements it contains do not permit the type of MAP service being invoked to be determined, request the transfer of an error component using the TC-U-ERROR request primitive with an error code set to "unexpected data value" and issue a MAP-NOTICE indication primitive with a diagnostic parameter set to "abnormal event from the peer";

NOTE 1: These checks are only relevant when there is not a one-to-one mapping between a service and an operation.

- if the type of the argument is correct but information elements required for the service being invoked are missing, request the transfer of an error component using the TC-U-ERROR request primitive with an error code set to "data missing" and issue a MAP-NOTICE indication primitive with a diagnostic parameter set to "abnormal event from the peer";

NOTE 2: These checks are only relevant when there is not a one-to-one mapping between a service and an operation.

- if the type of the argument is correct but contains information elements which are not relevant for the type of MAP service being invoked, request the transfer of an error component using the TC-U-ERROR request primitive with an error code set to "unexpected data value" and issue a MAP-NOTICE indication primitive with a diagnostic parameter set to "abnormal event from the peer";

NOTE 3: These checks are only relevant when there is not a one-to-one mapping between a service and an operation.

- Otherwise, issue the relevant MAP indication primitive to the MAP-service-user. If the service is to be user confirmed, the MAP PM waits for the corresponding response primitive.

### 15.6.3 Service response

For user confirmed services, the MAP PM shall accept a MAP response primitive and shall:

- if no error indication is included in the primitive and the service maps on to a class 1 or 3 operation, construct a result information element from the parameters received and request its transfer using the TC-RESULT-L service and optionally the TC-RESULT-NL service.

The TC-RESULT-NL services shall be used when the user specific parameters of the response primitives cannot be transferred in a single signalling frame and no segmenting mechanism is available from the underlying layers. The MAP PM shall issue one or several TC-RESULT-NL request primitives followed by a TC-RESULT-L primitive. The user parameters shall be split so that each portion contains sufficient information to construct a value compatible with the type defined for the result of the associated operation.

- if no error indication is included in the primitive and the service response maps on to a class 4 linked operation, construct an operation argument from the parameters received and request its transfer using the TC-INVOKE service for this class 4 linked operation. The operation to be invoked is deduced from the value of the result parameter of the service primitive;
- if an error indication is included in the primitive and the service maps on to a class 1 or 2 operation, either issue a TC-U-REJECT request primitive if the user error parameter indicates "resource limitation" or "initiating release", or construct an error parameter from the parameters received and request its transfer using the TC-U-ERROR request primitive. The error code should be the one associated with the value of the user error parameter of the response primitive.

NOTE: The only user errors that a MAP user can generate in addition to the list of errors attached to the operation which is associated with the service are: resource limitation and initiating release. Any other abnormal situation is detected either by the TC entity or by the MAP entity.

- if an error indication is received and the operation maps on to a class 3 operation, or if no error indication is received but the service maps on to a class 2 operation which has no class 4 linked operation, return the local service state machine to idle without requesting any service from TC.

### 15.6.4 Receipt of a response

A component handling indication primitive is considered as driving a response for a confirmed service if the invoke ID parameter value matches the one stored for the service, or if the linked ID parameter value matches the one stored for the service and the operation invoked is a class 4 operation. On receipt of a response (except a TC-L-CANCEL indication) for an unconfirmed service the MAP PM shall issue a MAP-NOTICE indication primitive with the appropriate provider error (return result unexpected or return error unexpected).

#### 15.6.4.1 Receipt of a TC-RESULT-NL indication

If the type of the partial result parameter is not compatible with the one defined for the complete result of this operation, request the transfer of a reject component using the TC-U-REJECT request primitive, with the appropriate problem code (mistyped parameter) and issue a confirm primitive with the provider error parameter set to "invalid response received". The MAP PM shall also issue a TC-U-CANCEL request primitive so that all subsequent result components for this operation are discarded by TC.

Otherwise, store the value of the partial result parameter and wait for subsequent TC-RESULT-NL indication primitives until a TC-RESULT-L indication primitive is received.

#### 15.6.4.2 Receipt of a TC-RESULT-L indication

If the type of the result parameter is not the one defined for the result of this operation, request the transfer of a reject component using the TC-U-REJECT request primitive, with the appropriate problem code (mistyped parameter), and issue a confirm primitive with the provider error parameter set to "invalid response received".

If the type of the result parameter is correct but does not contain all the information elements required by the service associated with the invocation, issue a confirm primitive with the provider error parameter set to "invalid response received".

NOTE 1: These checks are only relevant when there is not a one-to-one mapping between a service and an operation.

If the type of the result parameter is correct but contains information elements which are not relevant for the service associated with the invocation are missing, issue a confirm primitive with the provider error parameter set to "invalid response received".

NOTE 2: These checks are only relevant when there is not a one-to-one mapping between a service and an operation.

Otherwise, issue a MAP confirm primitive to the MAP-service-user mapping the result parameter of the TC-RESULT-L primitive on to the MAP specific parameters.

If partial results have been previously received, the value of the partial result parameters shall also be taken into account before performing the three previous checks.

#### 15.6.4.3 Receipt of a TC-U-ERROR indication

If the error code is not defined for the MAP or is not one associated with the operation referred to by the invoke identifier, request the transfer of a reject component using the TC-U-REJECT request primitive, with the appropriate problem code (unrecognized error or unexpected error), and issue a confirm primitive with the provider error parameter set to "invalid response received".

If the type of the error parameter is not the one defined for this error, request the transfer of a reject component using the TC-U-REJECT request primitive, with the appropriate problem code (mistyped parameter), and issue a confirm primitive with the provider error parameter set to "invalid response received".

If the type of the error parameter is correct but does not contain all the information elements required by the service associated with the invocation, issue a confirm primitive with the provider error parameter set to "invalid response received".

NOTE 1: In some cases, it may be necessary to analyse the operation argument.

If the type of the error parameter is correct but its value includes information elements which are not relevant for the service associated with the invocation, issue a confirm primitive with the provider error parameter set to "invalid response received".

NOTE 2: In some cases, it may be necessary to analyse the operation argument.

Otherwise, issue a MAP confirm primitive to the MAP-service-user with the user error parameter set according to the received error code. If applicable the error parameter is mapped to the diagnostic parameter.

#### 15.6.4.4 Receipt of a TC-INVOKE indication

A TC-INVOKE indication primitive is considered as carrying a possible response to a specific service if the linked ID refers to an active specific service and the associated operation is a class 4 operation. Note that the presence of a linked ID parameter in a TC-INVOKE primitive requesting a non class 4 operation indicates a child service whose procedures are the same as the procedures for the parent service.

On receipt of a TC-INVOKE indication confirming an active service, the MAP PM shall:

- if the operation code is not defined for MAP and the dialogue version is at least 3, issue a TC-U-REJECT request primitive with the appropriate problem code (unrecognized operation).
- if the operation code is not defined for MAP and the dialogue version is lower than 3, or if the operation referred to by the linked ID does not allow linked operations or if the operation code does not correspond to an allowed linked operation, issue a TC-U-REJECT request primitive with the appropriate problem code (unrecognized operation, linked response unexpected or unexpected linked operation). If the service is confirmed, the MAP shall also issue a Confirm primitive with provider error indication "unexpected response from the peer", otherwise it may issue a MAP-NOTICE indication primitive with an appropriate diagnostic "abnormal event received from the peer".
- otherwise issue a confirm primitive mapping the operation argument parameter to the user specific parameters and setting the result parameter according to the operation code of the linked operation.

#### 15.6.4.5 Receipt of a TC-U-REJECT indication

On receipt of a TC-U-REJECT indication primitive which affects a pending service, the MAP PM shall issue a MAP confirm primitive to the MAP-service-user with the appropriate value of the provider error or user error parameter.

The mapping of TC invoke problem codes on to MAP Provider Error and MAP User Error parameter values is described in clause 16.

#### 15.6.4.6 Receipt of a TC-L-REJECT indication

This event occurs when the local TC detects a protocol error in an incoming component which affects an active specific service.

On receipt of a TC-L-REJECT indicating "return result problem, unexpected return result", the MAP shall issue a confirm primitive with the parameter provider error indicating "unexpected response from the peer".

On receipt of a TC-L-REJECT indicating "return error problem, unexpected error result", the MAP shall issue a confirm primitive with the parameter provider error indicating "unexpected response from the peer".

Note that when the problem code indicates a general problem, it is considered that the event cannot be related to an existing SSM even if the invoke Id is provided by TC. This is because whether the invoke Id refers to a local or remote invocation is ambiguous. The behaviour of the MAP PM in such a case is described in subclause 15.6.5.3.

#### 15.6.4.7 Receipt of a TC-L-CANCEL indication

On receipt of a TC-L-CANCEL indication, the MAP PM shall:

- if the associated operation is a class 1 operation, issue a confirm primitive with the provider error cause indicating "no response from the peer";
- if the associated operation is a class 2 operation and no linked operations are defined for this operation, issue a confirm primitive without parameter (i.e. indicating implicitly the successful completion of the service);
- if the associated operation is a class 2 operation and has linked operations but none of them has been invoked, issue a confirm primitive with the provider error parameter indicating "service completion failure";
- if the associated operation is a class 2 operation and a linked operation invocation has already been received in response to this operation, ignore the primitive;



- if the associated operation is a class 3 operation, issue a confirm primitive with the provider error cause indicating "service completion failure";
- if the associated operation is a class 4 operation, ignore the primitive.

NOTE: When a TC-L-CANCEL ind primitive is received before the dialogue has been confirmed (i.e. no backward message is received by the dialogue initiator node), the MAP PM shall first issue a MAP-OPEN Cnf primitive with the result parameter indicating "accepted" (which means that the dialogue is considered as being implicitly accepted). Then, as indicated above, the TC-L-CANCEL Indication is interpreted according to the class of the operation to which it refers.

#### 15.6.4.8 Receipt of a TC-NOTICE indication

If a TC-NOTICE indication primitive is received before the dialogue has been confirmed (i.e. no backward message is received by the dialogue initiator node), the MAP PM shall issue a MAP-OPEN Cnf primitive with the result parameter indicating Refused and a refuse reason Remote node not reachable".

If a TC-NOTICE indication primitive is received after the dialogue has been confirmed, the MAP PM shall issue a MAP-NOTICE indication to the user, with a problem diagnostic indicating "message cannot be delivered to the peer".

#### 15.6.5 Other events

This subclause describes the behaviour of the MAP PM on receipt of a component handling indication primitive which cannot be related to any service or which does not affect a pending one. The MAP user is only informed that an abnormal event occurred during the associated dialogue. It is up to the MAP user to abort, continue or terminate the dialogue.

##### 15.6.5.1 Receipt of a TC-U-REJECT

On receipt of a TC-U-REJECT indication primitive which does not affect an active SSM (i.e. indicating a return result or return error problem), the MAP PM shall issue a MAP-NOTICE indication primitive with the diagnostic parameter set to "response rejected by the peer".

This is also applicable for invoke problems related to a class 4 linked operation.

##### 15.6.5.2 Receipt of a TC-R-REJECT indication

On receipt of a TC-R-REJECT indication (i.e. when a protocol error has been detected by the peer TC entity) which does not affect an active SSM, the MAP PM shall either discard this indication or issue a MAP-NOTICE indication primitive with the provider error indicating "abnormal event detected by the peer".

In case of notification, it is up to the MAP user to continue, abort or terminate the dialogue. Note also that for MAP V1 the reject component is received in an END message and therefore the dialogue is terminated anyway.

##### 15.6.5.3 Receipt of a TC-L-REJECT indication

On receipt of a TC-L-REJECT indication primitive (i.e. when a protocol error has been detected by the local TC entity) which cannot be related to an active SSM, the MAP PM shall either discard this indication or issue a MAP-NOTICE indication primitive with the provider error indicating "abnormal event received from the peer".

In case of notification, it is up to the MAP user to continue, or to terminate the dialogue and implicitly trigger the transmission of the reject component or to abort the dialogue.

#### 15.6.6 Parameter checks

As described in the previous subclauses, the MAP PM performs a set of checks to ensure the correctness of the information elements received; these are:

- check if the syntax and encoding (note) of the operation argument, result or error parameter are correct.

NOTE: Depending on the implementation, encoding problems on the TC user portion may be detected at TC level or by the MAP user. In the second case the problem is reported in a similar manner to a syntactical problem.

The syntax shall be considered incorrect if a mandatory information element is missing in any constructed element or if the value of an information element is out of the range defined for the type it is supposed to belong to;

- if there is not a one-to-one mapping between a service and an operation:
  - i) check if the value of the information elements (generally a single one) permits the MAP PM to determine the service associated with the operation invocation;
  - ii) check that there are no information elements which are irrelevant for the indication or a confirm primitive to be issued;
- check if all the information elements required to built an indication or a confirm primitive are available.

However some additional checks may have to be performed by the MAP user (see clause 18).

### 15.6.7 Returning state machines to idle

Unlike TC invocation state machines, service state machines exist at both requestor and performer side.

A service state machine at the requestor side is returned to idle when the MAP-specific confirm primitive is issued or when the dialogue terminates.

A service state machine at the performer side is returned to idle on receipt of a MAP-specific response primitive from the MAP user, when the dialogue terminates or at expiry of an implementation dependent watch-dog timer which is started when the state machine is created.

### 15.6.8 Load control

As stated in the previous subclauses, before issuing a MAP-OPEN indication primitive the MAP PM performs a check to verify if there are sufficient resources to open the dialogue taking into account possible overload conditions.

The decision is based on the priority allocated to the application-context whose name is explicitly included in the TC-BEGIN indication primitive or implied by the first operation invocation when V1 contexts are in use. How a V1 application-context-name is derived from an operation code is described in table 15.1/1.

The priority level allocated to each application-context is described in clause 3 tables 5.1/1 and 5.1/2.

---

## 16 Mapping on to TC services

### 16.1 Dialogue control

Dialogue control services are mapped to TC dialogue handling services. The TC-UNI service is not used by the MAP PM.

#### 16.1.1 Directly mapped parameters

The following parameters of the MAP-OPEN request and indication primitives are directly mapped on to the corresponding parameters of the TC-BEGIN primitives:

- destination address;
- originating address.

## 16.1.2 Use of other parameters of dialogue handling primitives

### 16.1.2.1 Dialogue Id

The value of this parameter is associated with the MAP PM invocation in an implementation dependent manner.

### 16.1.2.2 Application-context-name

The application-context-name parameter of a MAP primitive is mapped to the application-context-name parameter of TC dialogue handling primitives according to the rules described in subclause 15.1.

### 16.1.2.3 User information

The user information parameter of TC dialogue primitives is used to carry the MAP dialogue APDUs.

### 16.1.2.4 Component present

This parameter is used by the MAP PM as described in CCITT Recommendation Q.771. It is not visible to the MAP user.

### 16.1.2.5 Termination

The value of this parameter of the TC-END request primitive is set by the MAP PM on the basis of the release method parameter of the MAP-CLOSE request primitive, except when the dialogue state machine is in the state DIALOGUE INITIATED, in which case the Termination parameter shall always indicate "pre-arranged end".

### 16.1.2.6 P-Abort-Cause

Values of the P-abort-cause parameter are mapped to the values of the provider-reason parameter of the MAP-P-ABORT indication primitive according to table 16.1/1, except in the dialogue initiated phase for the "incorrectTransactionPortion" and "noCommonDialoguePortion" values which are mapped to the "potential incompatibility problem" value of the refuse-reason parameter of the MAP-OPEN cnf primitive. The source parameter in the MAP-P-ABORT ind takes the value "TC problem".

### 16.1.2.7 Quality of service

The quality of service of TC request primitives is set by the MAP as shown below.

- Return option: "Return message on error" or "Discard message on error" as required by the network operator;
- Sequence control: "Sequence guaranteed" or "Sequence result not guaranteed" as required by the network operator;

"Sequence guaranteed" shall be used when a segmented result is to be transferred (e.g. subscriber data in response to SendParameters). It may also be appropriate to use Sequence guaranteed when a series of InsertSubscriberData, ProcessAccessSignalling or ForwardAccessSignalling operations is used.

It is essential that the TC message which indicates acceptance of a dialogue opening request is received by the dialogue initiator before any subsequent message in that dialogue; otherwise the dialogue opening will fail. The dialogue responder shall ensure that this requirement is met by:

- Sending the dialogue acceptance message in a TC-END, if the dialogue structure requires it; or
- Using "Sequence guaranteed", if the dialogue acceptance message is sent in a TC-CONTINUE; or
- Waiting until the dialogue acceptance message has been acknowledged by the dialogue initiator before sending a subsequent message, if the dialogue acceptance message is sent in a TC-CONTINUE.

**Table 16.1/1: Mapping of P-Abort cause in TC-P-ABORT indication on to provider-reason in MAP-P-ABORT indication**

TC P-Abort cause	MAP provider-reason
unrecognized message type	provider malfunction
unrecognized transaction Id	supporting dialogue released
badlyFormattedTransactionPortion	provider malfunction
incorrectTransactionPortion	provider malfunction (note)
resourceLimitation	resource limitation
abnormalDialogue	provider malfunction
noCommonDialoguePortion	version incompatibility
NOTE:	Or version incompatibility in the dialogue initiated phase.

## 16.2 Service specific procedures

Specific services are mapped to TC component handling services.

### 16.2.1 Directly mapped parameters

The Invoke Id parameter of the MAP request and indication primitive is directly mapped on to the Invoke Id parameter of the component handling primitives.

### 16.2.2 Use of other parameters of component handling primitives

#### 16.2.2.1 Dialogue Id

The value of this parameter is associated with the MAP PM invocation in an implementation dependent manner.

#### 16.2.2.2 Class

The value of this parameter is set by the MAP PM according to the type of the operation to be invoked.

#### 16.2.2.3 Linked Id

When a service response is mapped to a class 4 operation, the value of this parameter is set by the MAP PM and corresponds to the value assigned by the user to the initial service request (i.e. the value of the invoke ID parameter of the request primitive). Otherwise if such a parameter is included in MAP request/indication primitives it is directly mapped to the linked ID parameter of the associated TC-INVOKE request/indication primitives.

#### 16.2.2.4 Operation

When mapping a request primitive on to a Remote Operations PDU (invoke), the MAP PM shall set the operation code according to the mapping described in table 16.2/1.

When mapping a response primitive on to a Remote Operations service, the MAP PM shall set the operation code of the TC-RESULT-L/NL primitive (if required) to the same value as the one received at invocation time.

Table 16.2/1: Mapping of MAP specific services on to MAP operations

MAP-SERVICE	operation
MAP-ACTIVATE-SS	activateSS
MAP-ACTIVATE-TRACE-MODE	activateTraceMode
MAP-ALERT-SERVICE-CENTRE	alertServiceCentre
MAP-ANY-TIME-INTERROGATION	anyTimeInterrogaton
MAP-CANCEL-LOCATION	cancelLocation
MAP-CHECK-IMEI	checkIMEI
MAP-DEACTIVATE-SS	deactivateSS
MAP-DEACTIVATE-TRACE-MODE	deactivateTraceMode
MAP-DELETE-SUBSCRIBER-DATA	deleteSubscriberData
MAP-ERASE-CC-ENTRY	eraseCC-Entry
MAP-ERASE-SS	eraseSS
MAP-FAILURE-REPORT	failureReport
MAP-FORWARD-ACCESS-SIGNALLING	forwardAccessSignalling
MAP-FORWARD-CHECK-SS-INDICATION	forwardCheckSsIndication
MAP-FORWARD-GROUP-CALL-SIGNALLING	forwardGroupCallSignalling
MAP-MT-FORWARD-SHORT-MESSAGE	mt-forwardSM
MAP-MO-FORWARD-SHORT-MESSAGE	mo-forwardSM
MAP-GET-PASSWORD	getPassword
MAP-INFORM-SERVICE-CENTRE	informServiceCentre
MAP-INSERT-SUBSCRIBER-DATA	insertSubscriberData
MAP-INTERROGATE-SS	interrogateSs
MAP-NOTE-MS-PRESENT-FOR-GPRS	noteMsPresentForGprs
MAP-PREPARE-GROUP-CALL	prepareGroupCall
MAP-PREPARE-HANDOVER	prepareHandover
MAP-PREPARE-SUBSEQUENT-HANDOVER	prepareSubsequentHandover
MAP-PROCESS-ACCESS-SIGNALLING	processAccessSignalling
MAP-PROCESS-GROUP-CALL-SIGNALLING	processGroupCallSignalling
MAP-PROCESS-UNSTRUCTURED-SS-REQUEST	processUnstructuredSS-Request
MAP-PROVIDE-ROAMING-NUMBER	provideRoamingNumber
MAP-PROVIDE-SIWFS-NUMBER	provideSIWFSNumber
MAP-PROVIDE-SUBSCRIBER-LOCATION	provideSubscriberLocation
MAP-PROVIDE-SUBSCRIBER-INFO	provideSubscriberInfo
MAP-PURGE-MS	purgeMS
MAP-READY-FOR-SM	readyForSM
MAP-REGISTER-CC-ENTRY	registerCC-Entry
MAP-REGISTER-PASSWORD	registerPassword
MAP-REGISTER-SS	registerSS
MAP-REMOTE-USER-FREE	remoteUserFree
MAP-REPORT-SM-DELIVERY-STATUS	reportSmDeliveryStatus
MAP-RESET	reset
MAP-RESTORE-DATA	restoreData
MAP-SEND_GROUP-CALL_END_SIGNAL	sendGroupCallEndSignal
MAP-SEND-END-SIGNAL	sendEndSignal
MAP-SEND-AUTHENTICATION-INFO	sendAuthenticationInfo
MAP-SEND-IMSI	sendIMSI
MAP-SEND-IDENTIFICATION	sendIdentification
MAP-SEND-ROUTING-INFO-FOR-SM	sendRoutingInfoForSM
MAP-SEND-ROUTING-INFO-FOR-GPRS	sendRoutingInfoForGprs
MAP-SEND-ROUTING-INFO-FOR-LCS	sendRoutingInfoForLCS
MAP-SEND-ROUTING-INFORMATION	sendRoutingInfo
MAP-SET-REPORTING-STATE	setReportingState
MAP-SIWFS-SIGNALLING-MODIFY	SIWFSsignallingModify
MAP-STATUS-REPORT	statusReport
MAP-SUBSCRIBER-LOCATION-REPORT	subscriberLocationReport
MAP-SUPPLEMENTARY-SERVICE-INVOCATION-NOTIFICATION	ss-Invocation-Notification
MAP-UNSTRUCTURED-SS-NOTIFY	unstructuredSS-Notify
MAP-UNSTRUCTURED-SS-REQUEST	unstructuredSS-Request
MAP-UPDATE-GPRS-LOCATION	updateGprsLocation
MAP-UPDATE-LOCATION	updateLocation

### 16.2.2.5 Error

The error parameter in a TC-U-ERROR indication primitive is mapped to the user error parameter in the MAP confirm primitive of the service associated with the operation to which the error is attached.

The user error parameter in MAP response primitives is mapped to the error parameter of the TC-U-ERROR request primitive, except for "initiating-release" and "resource-limitation" which are mapped to the problem code parameter of the TC-U-REJECT request primitive.

### 16.2.2.6 Parameters

The parameters of MAP specific request and indication primitives are mapped to the argument parameter of TC-INVOKE primitives.

The parameters of MAP specific response and confirm primitives are mapped to the result parameter of TC-RESULT-L primitives, the parameter of TC-U-ERROR primitives or the argument of TC-INVOKE primitives when mapping on linked class 4 operations is used.

### 16.2.2.7 Time out

The value of this parameter is set by the MAP PM according to the type of operation invoked.

### 16.2.2.8 Last component

This parameter is used by the MAP PM as described in CCITT Recommendation Q.711. It is not visible from the MAP user.

### 16.2.2.9 Problem code

#### 16.2.2.9.1 Mapping to MAP User Error

The following values of the user error parameter are mapped as follows to values of the TC problem code parameter. These values are generated by the MAP user. This mapping is valid from the TC-U-REJECT indication primitive to the MAP confirm service primitive and from the MAP response service primitive to the TC-U-REJECT request primitive.

**Table 16.2/2: Mapping of MAP User Error parameter on to TC problem code in TC-U-REJECT primitives**

MAP User Error	TC problem code
resource limitation	resource limitation
initiating release	initiating release

#### 16.2.2.9.2 Mapping to MAP Provider Error parameter

The following values of the TC problem code parameter of the TC-U-REJECT indication primitive are mapped as follows to values of the MAP Provider Error parameter of the MAP confirm primitive.

**Table 16.2/3: Mapping of TC problem code in TC-U-REJECT on to MAP Provider Error parameter**

TC problem code	MAP Provider Error
duplicated invoke Id	duplicated invoke id
unrecognized operation	service not supported
mistyped parameter	mistyped parameter

The following values of the problem code parameters of the TC-L-REJECT primitive are mapped to values of the provider error parameter of the MAP confirm primitive as follows.

**Table 16.2/4: Mapping of TC problem code in TC-L-REJECT on to MAP Provider Error parameter**

TC problem code	MAP Provider Error
return result unexpected	unexpected response from the peer
return error unexpected	unexpected response from the peer

### 16.2.2.9.3 Mapping to diagnostic parameter

The following values of the problem code parameter of the TC-R-REJECT and TC-U-REJECT primitive are mapped to values of the diagnostic parameter of the MAP-NOTICE indication primitive as follows:

**Table 16.2/5: Mapping of TC problem code of TC-R-REJECT and TC-U-REJECT on to diagnostic parameter**

TC problem code	MAP diagnostic
General problem	
abnormal event detected by the peer	
Invoke problem	
- unrecognized linked ID	- abnormal event detected by the peer
- linked response unexpected	- response rejected by the peer
- unexpected linked operation	- response rejected by the peer
Return result problem	
- unrecognized invoke ID	- response rejected by the peer
- return result unexpected	- response rejected by the peer
- mistyped parameter	- response rejected by the peer
Return error problem	
- unrecognized invoke ID	- response rejected by the peer
- return error unexpected	- response rejected by the peer
- unrecognized error	- response rejected by the peer
- unexpected error	- response rejected by the peer
- mistyped parameter	- response rejected by the peer

The following values of the problem code parameter of the TC-L-REJECT primitive are mapped to values of the diagnostic parameter of the MAP-NOTICE indication primitive as follows:

**Table 16.2/6: Mapping of TC problem code of TC-L-REJECT on to diagnostic parameter**

TC problem code	MAP diagnostic
General problems:	- abnormal event received from the peer
Invoke problem:	
- unrecognized linked ID	- abnormal event received from the peer
Return result problem:	
- unrecognized invoke ID	- abnormal event received from the peer
Return error problem:	
- unrecognized invoke ID	- abnormal event received from the peer

## 16.3 SDL descriptions

The following SDL specification describes a system which includes three blocks: MAP-user, MAP-provider and TC.

Such a system resides in each network component supporting MAP and communicates with its peers via the lower layers of the signalling network which are part of the environment.

Only the MAP-provider is fully described in this subclause. The various type of processes which form the MAP-User block and the TC block are described respectively in clauses 18 to 25 of the present document and in CCITT Recommendation Q.774.

The MAP-Provider block communicates with the MAP\_USER via two channels U1 and U2. Via U1 the MAP-provider receives the MAP request and response primitives. Via U2 it sends the MAP indication and confirm primitives.

The MAP-Provider block communicates with TC via two channels P1 and P2. Via P1 the MAP-Provider sends all the TC request primitives. Via P2 it receives all the TC indication primitives.

The MAP-Provider block is composed of the four following types of processes:

- a) MAP\_DSM: This type of process handles a dialogue. There exists one process instance per MAP dialogue.
- b) LOAD\_CTRL: This type of process is in charge of load control. There is only one instance of this process in each system.
- c) PERFORMING\_MAP\_SSM: This type of process handles a MAP service performed during a dialogue. An instance of this process is created by the instance of the MAP\_DSM process for each MAP-service to be performed.
- d) REQUESTING\_MAP\_SSM: This type of process handles a MAP service requested during a dialogue. An instance of this process is created by the instance of the MAP\_DSM process for each requested MAP-service.

A process MAP\_DSM exchanges external signals with other blocks as well as internal signals with the other processes of the MAP-Provider block. The external signals are either MAP service primitives or TC service primitives.

The signal routes used by the various processes are organized as follows:

- a) A process MAP\_DSM receives and sends events from/to the MAP\_user via signal route User1/User2. These routes use respectively channel U1 and U2.
- b) A process MAP\_DSM receives and sends events from/to the TC via signal route Tc1/Tc2. These routes use respectively channel P1 and P2.
- c) A process MAP\_DSM receives and sends events from/to the LOAD\_CTRL process via signal route Load1/Load2. These routes are internal.
- d) A process MAP\_DSM sends events to the PERFORMING\_MAP\_SSM processes via signal route Intern1. This route is internal.
- e) A process MAP\_DSM sends events to the REQUESTING\_MAP\_SSM processes via signal route Intern2. This route is internal.
- f) A process MAP\_PERFORMING\_SSM sends events to the MAP\_USER via signal route User4. This route uses channel U2.
- g) A process MAP\_PERFORMING\_SSM sends events to TC via signal route Tc3. This route uses channel P1.
- h) A process MAP\_REQUESTING\_SSM sends events to the MAP\_USER via signal route User5. This route uses channel U2.
- j) A process MAP\_REQUESTING\_SSM sends events to TC via signal route Tc4. This route uses channel P1.



09.02 version 6.6.0

System MAP\_STACK

16.2\_1(1)

Figure 16.2/1:

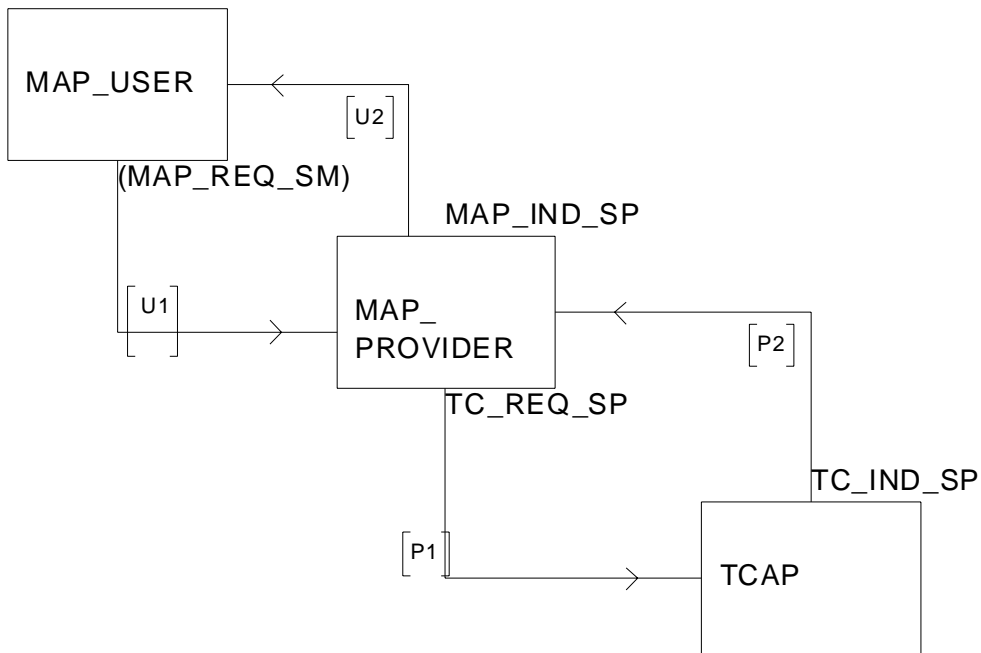


Figure 16.2/1: System MAP\_STACK

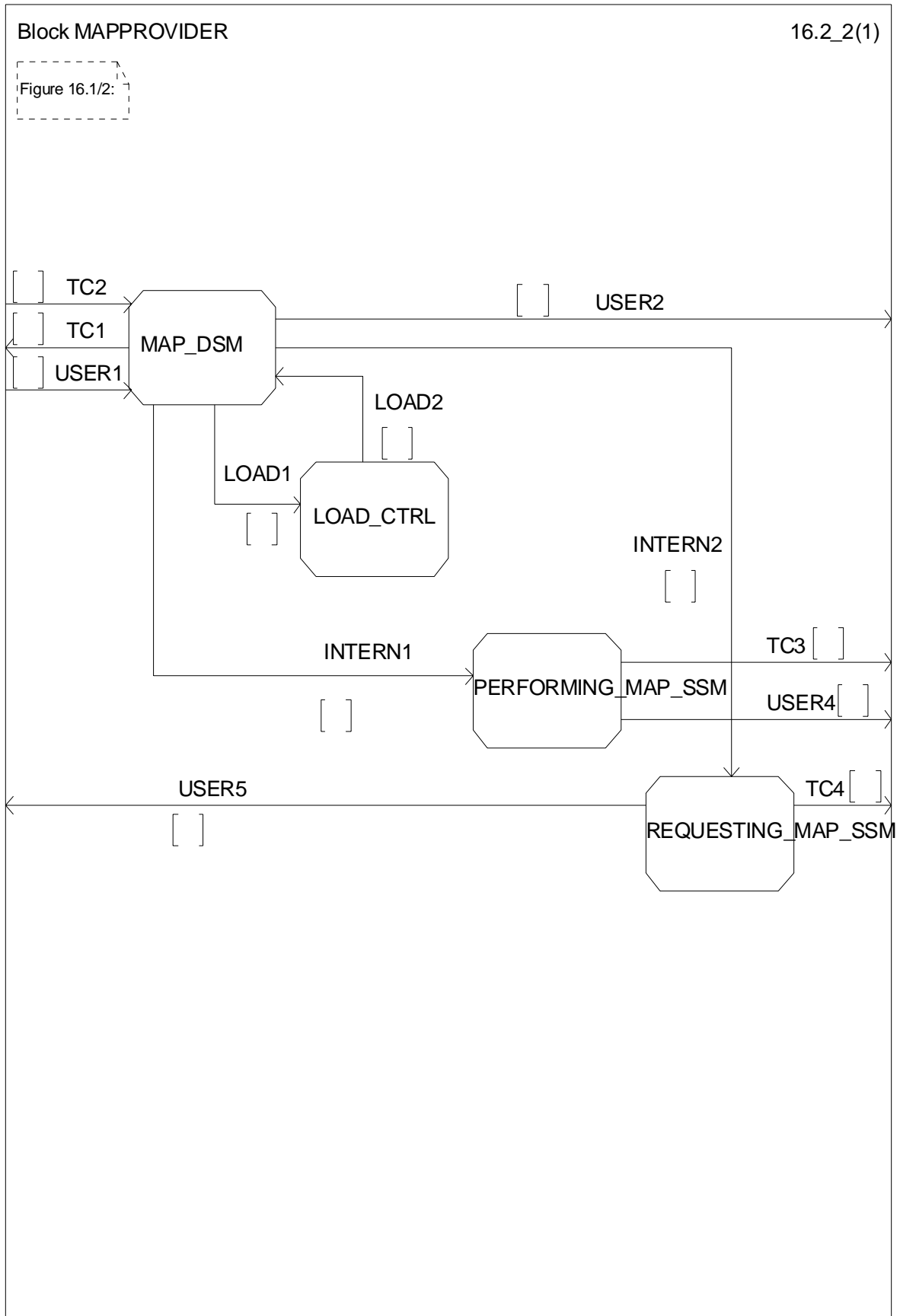


Figure 16.2/2: Block MAPPROVIDER

Process MAP\_DSM

16.2\_3.1(11)

Figure 16.2/3:

Comment 'MAP Dialoges State Maschine':  
DCL  
COMPONENTS\_PRESENT, INVOKEID\_ACTIVE, LAST\_COMPONENT, OP\_EXIST BOOLEAN,  
OP\_CODE INTEGER;

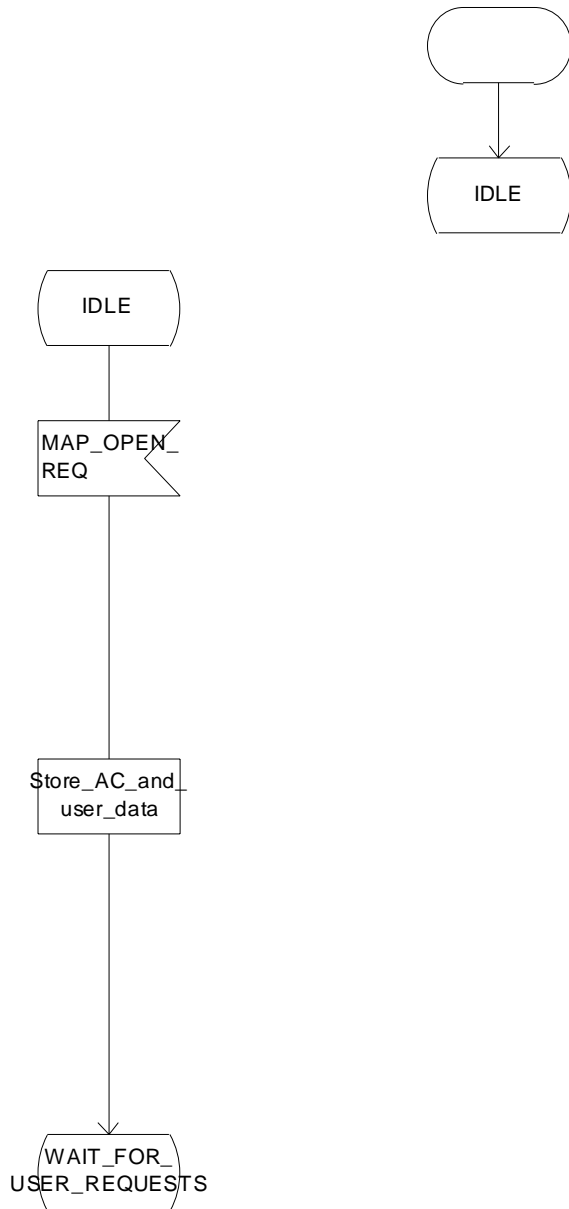


Figure 16.2/3 (sheet 1 of 11): Process MAP\_DSM

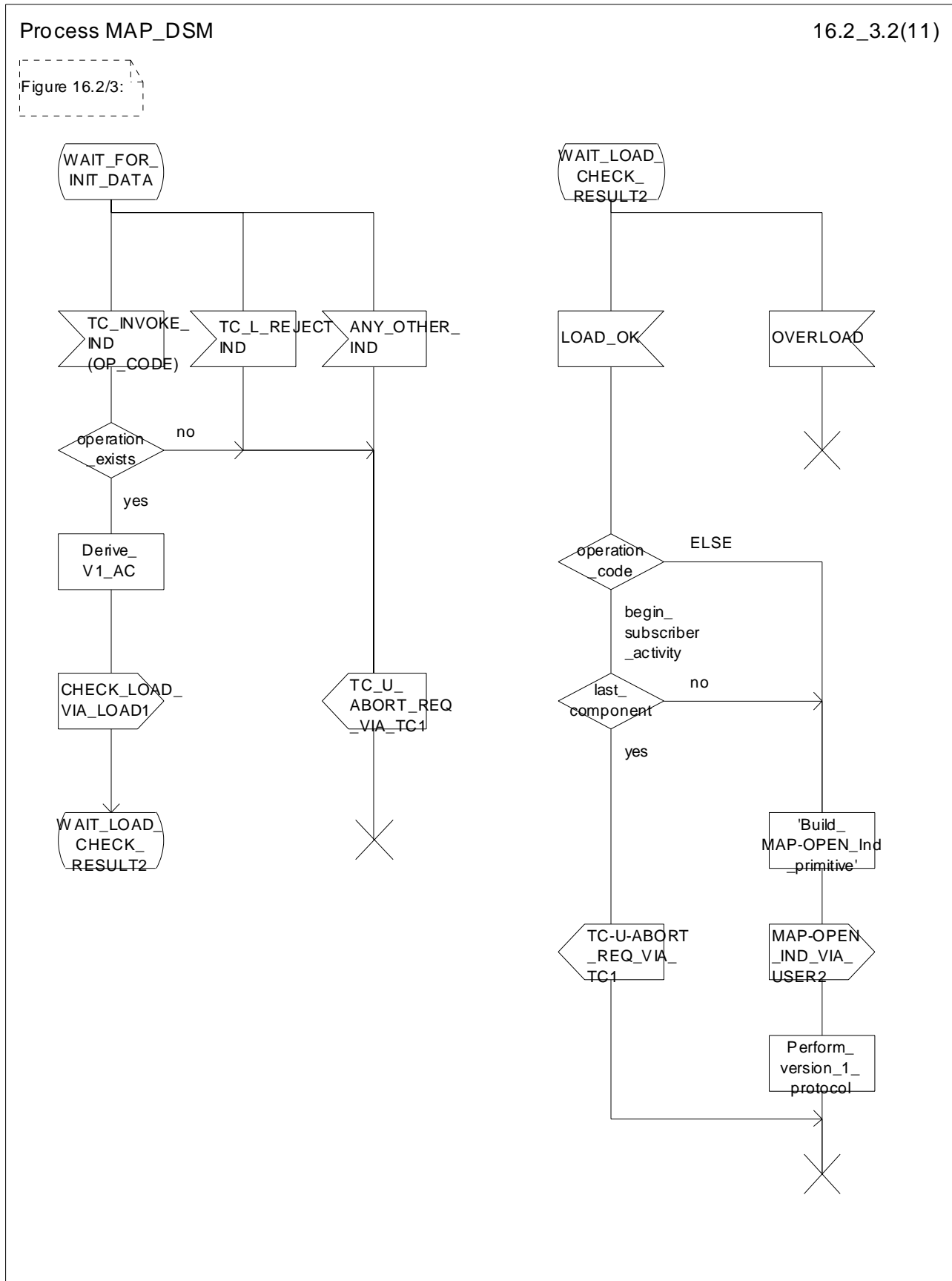


Figure 16.2/3 (sheet 2 of 11): Process MAP\_DSM

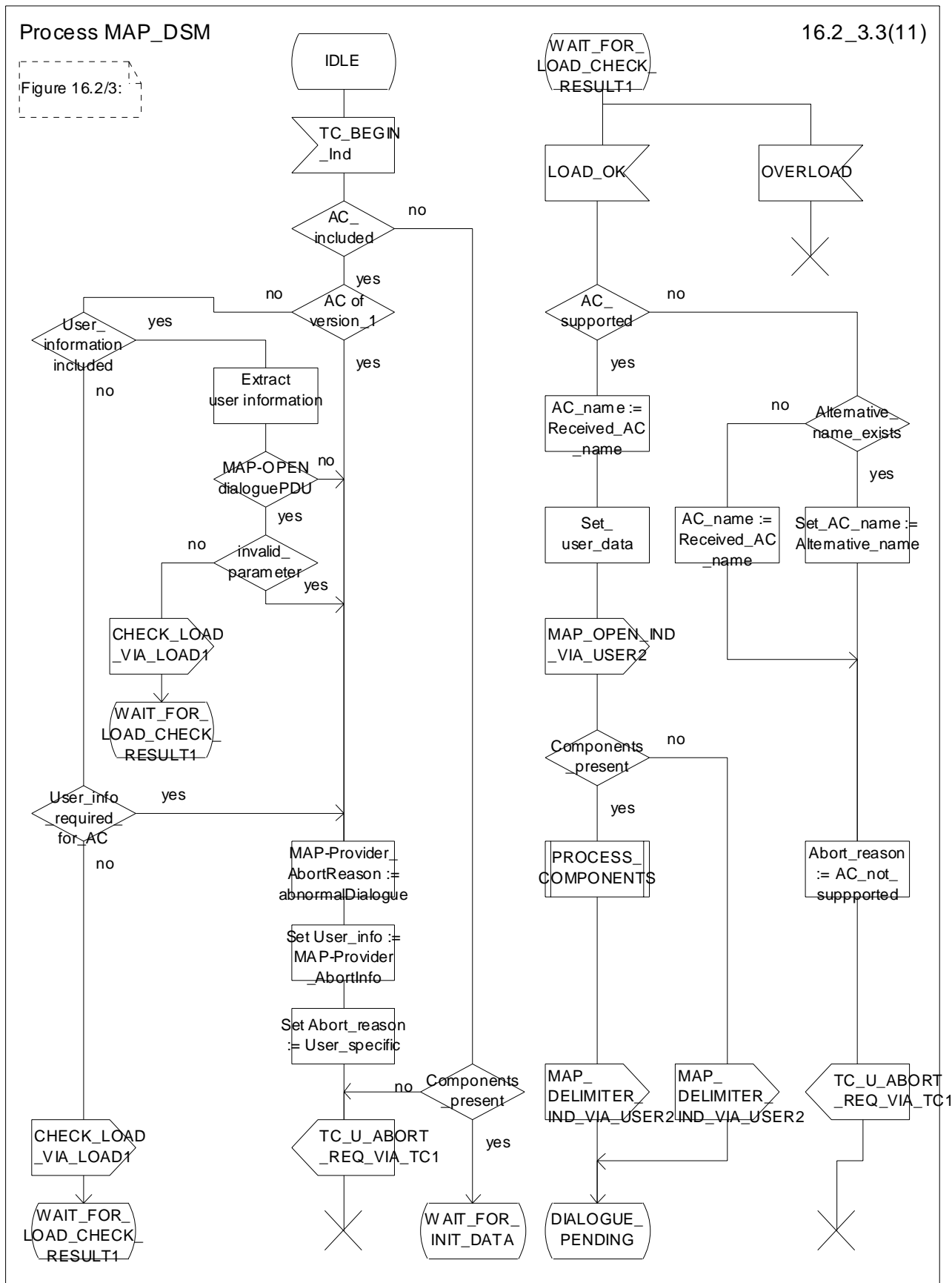


Figure 16.2/3 (sheet 3 of 11): Process MAP\_DSM

Process MAP\_DSM

16.2\_3.4(11)

Figure 16.2/3:

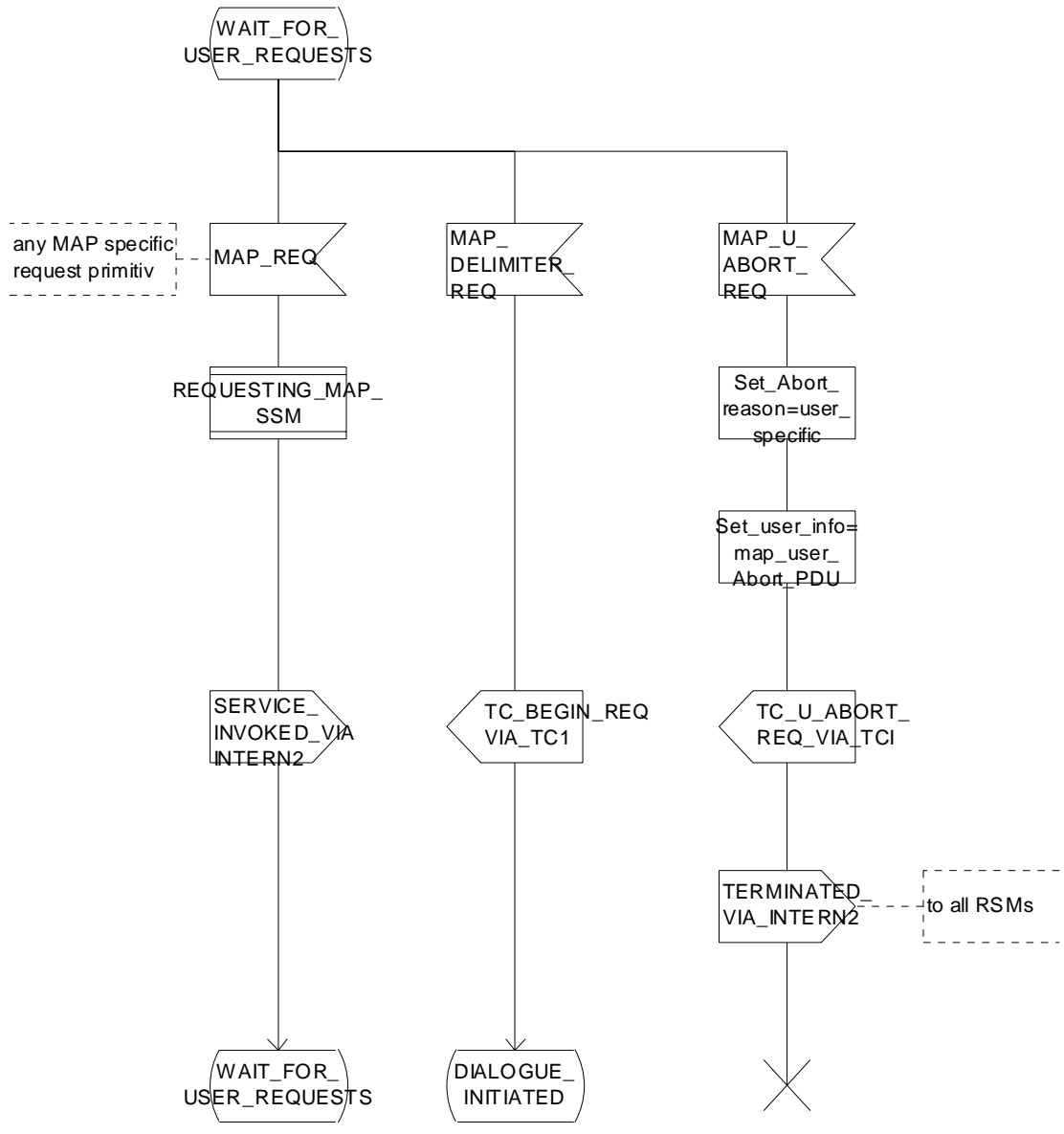
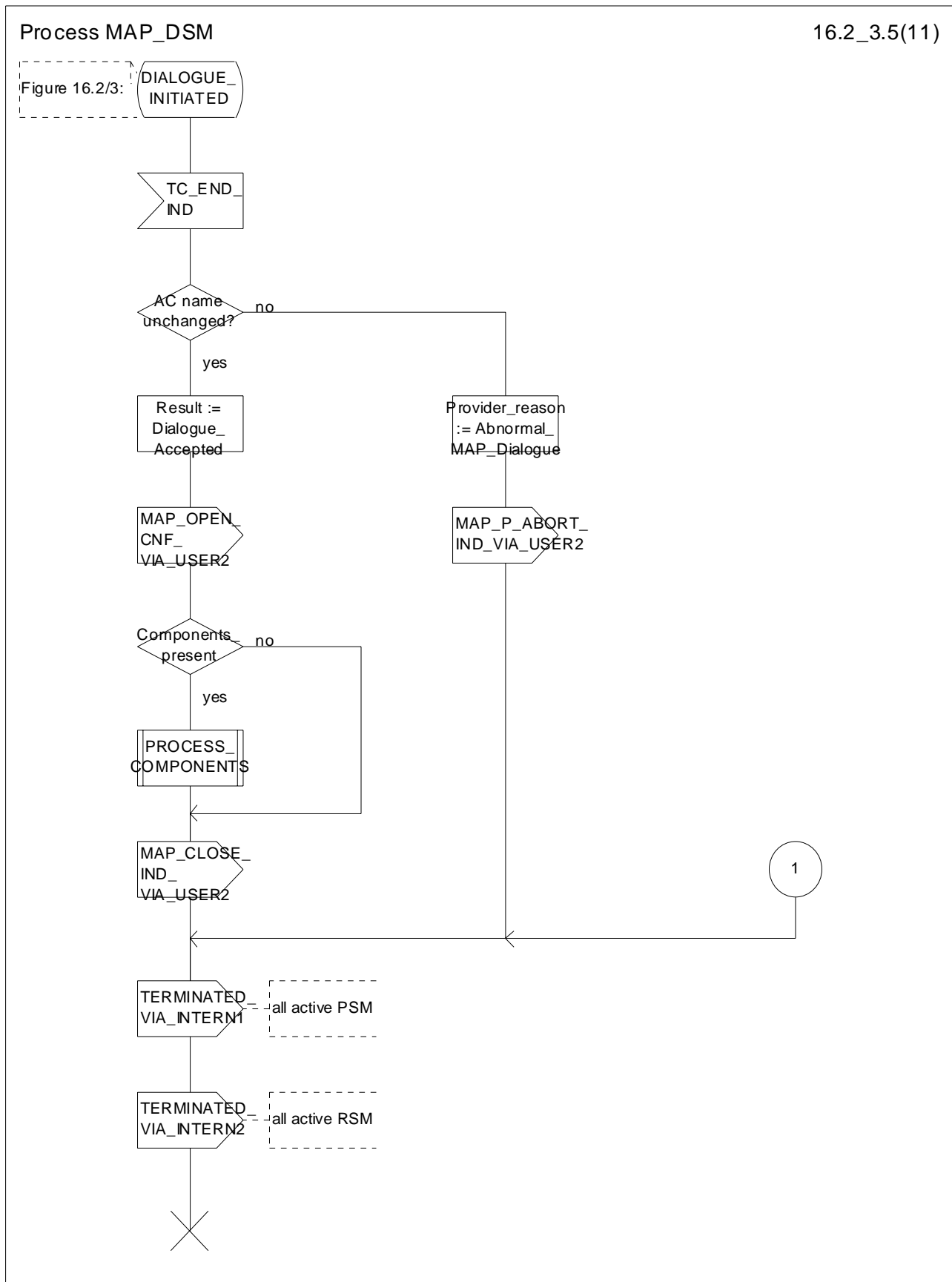


Figure 16.2/3 (sheet 4 of 11): Process MAP\_DSM



Process MAP\_DSM

16.2\_3.6(11)

Figure 16.2/3:

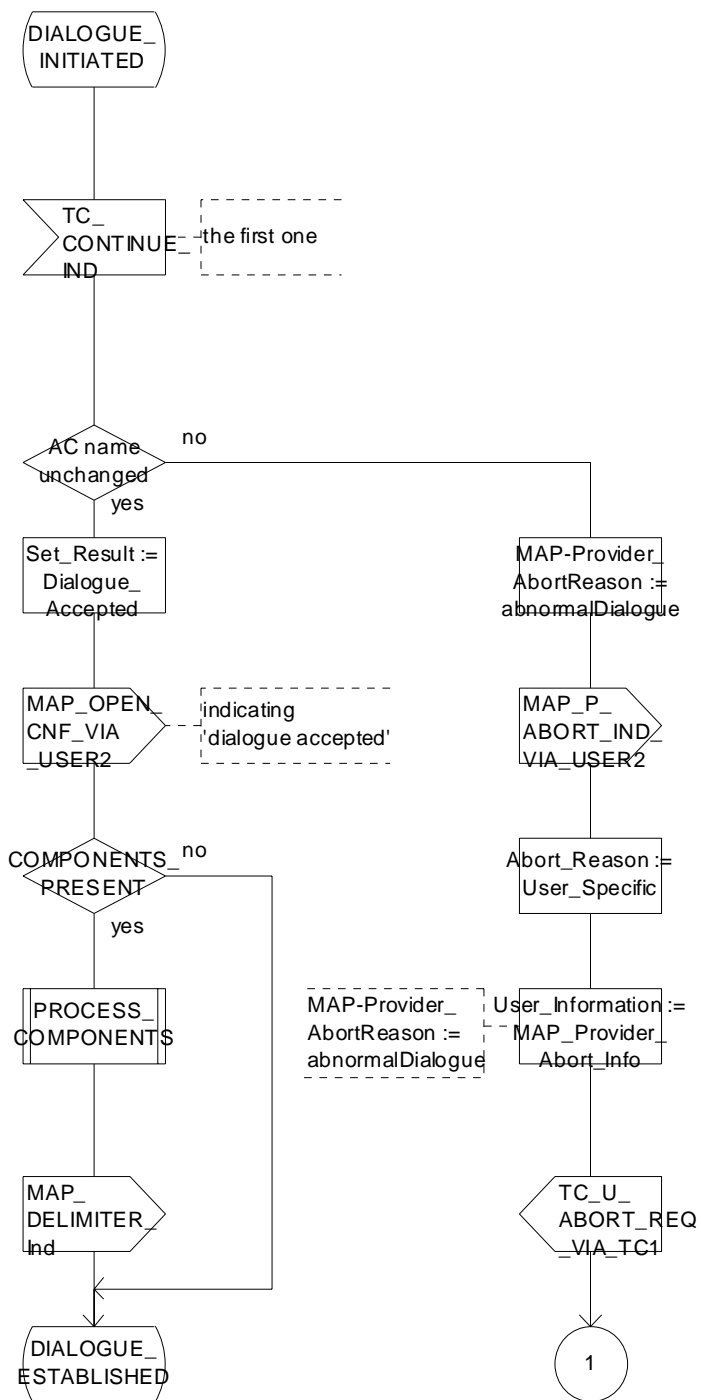


Figure 16.2/3 (sheet 6 of 11): Process MAP\_DSM



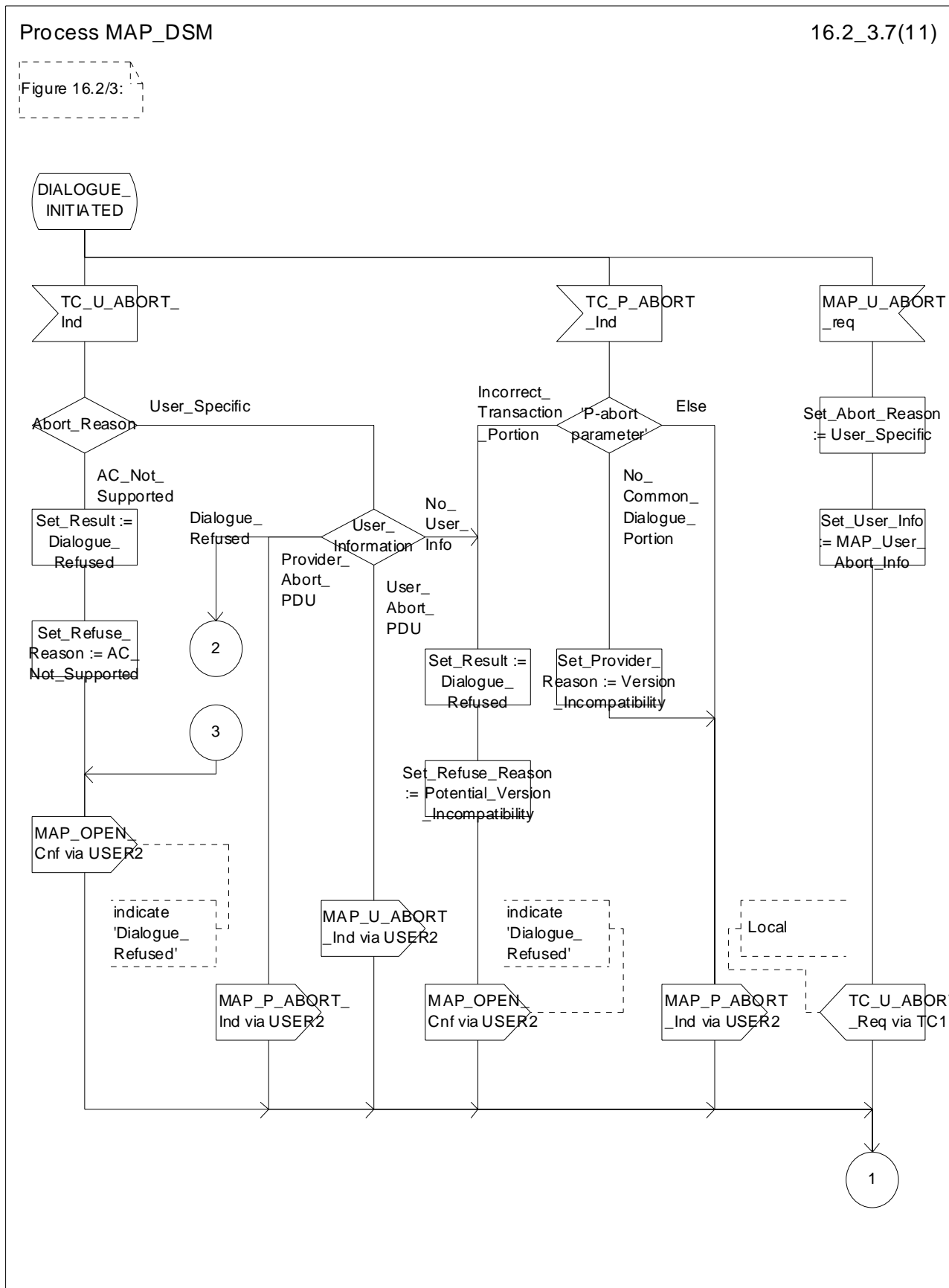


Figure 16.2/3 (sheet 7 of 11): Process MAP\_DSM

Process MAP\_DSM

16.2\_3.8(11)

Figure 16.2/3:

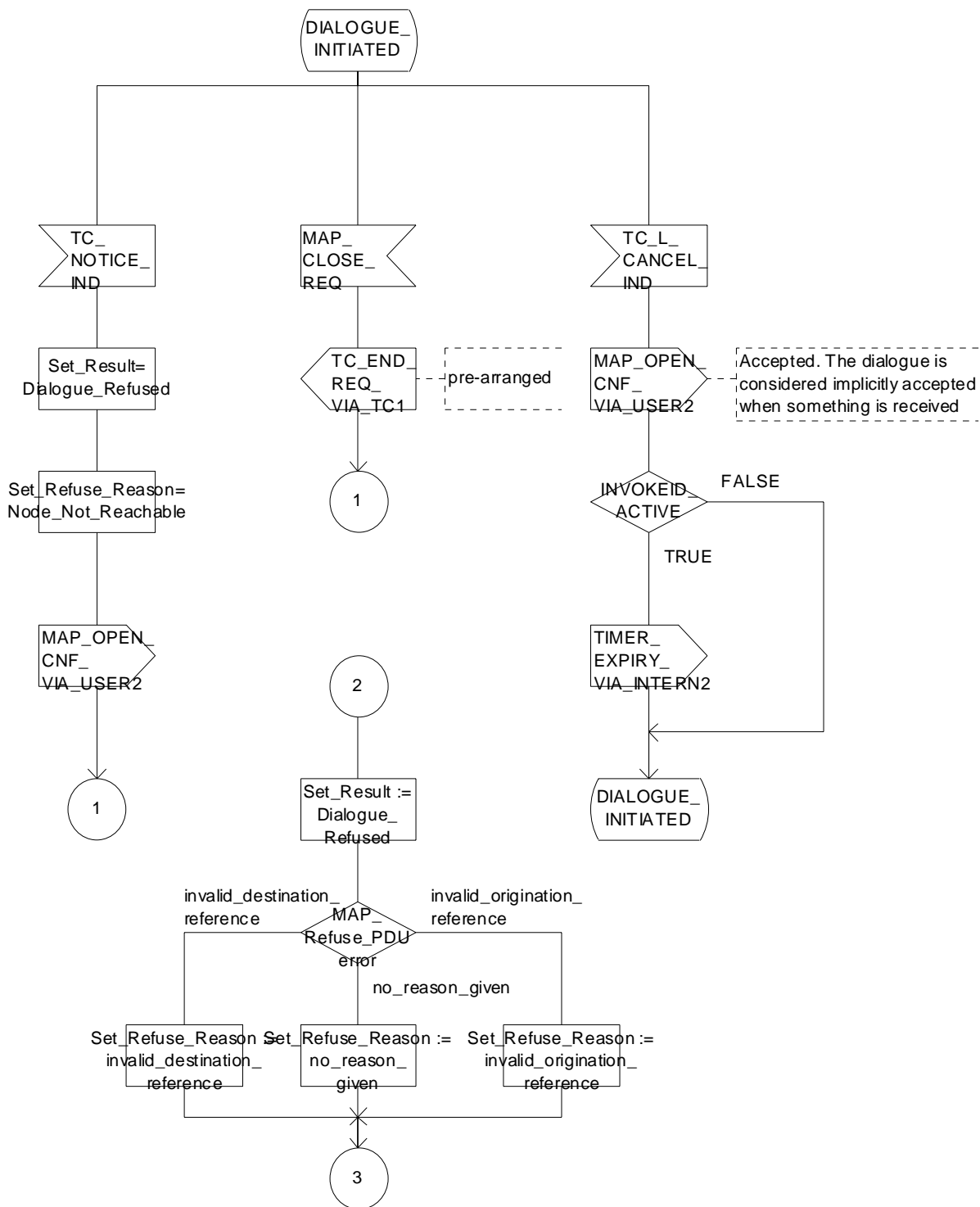


Figure 16.2/3 (sheet 8 of 11): Process MAP\_DSM

Process MAP\_DSM

16.2\_3.9(11)

Figure 16.2/3:

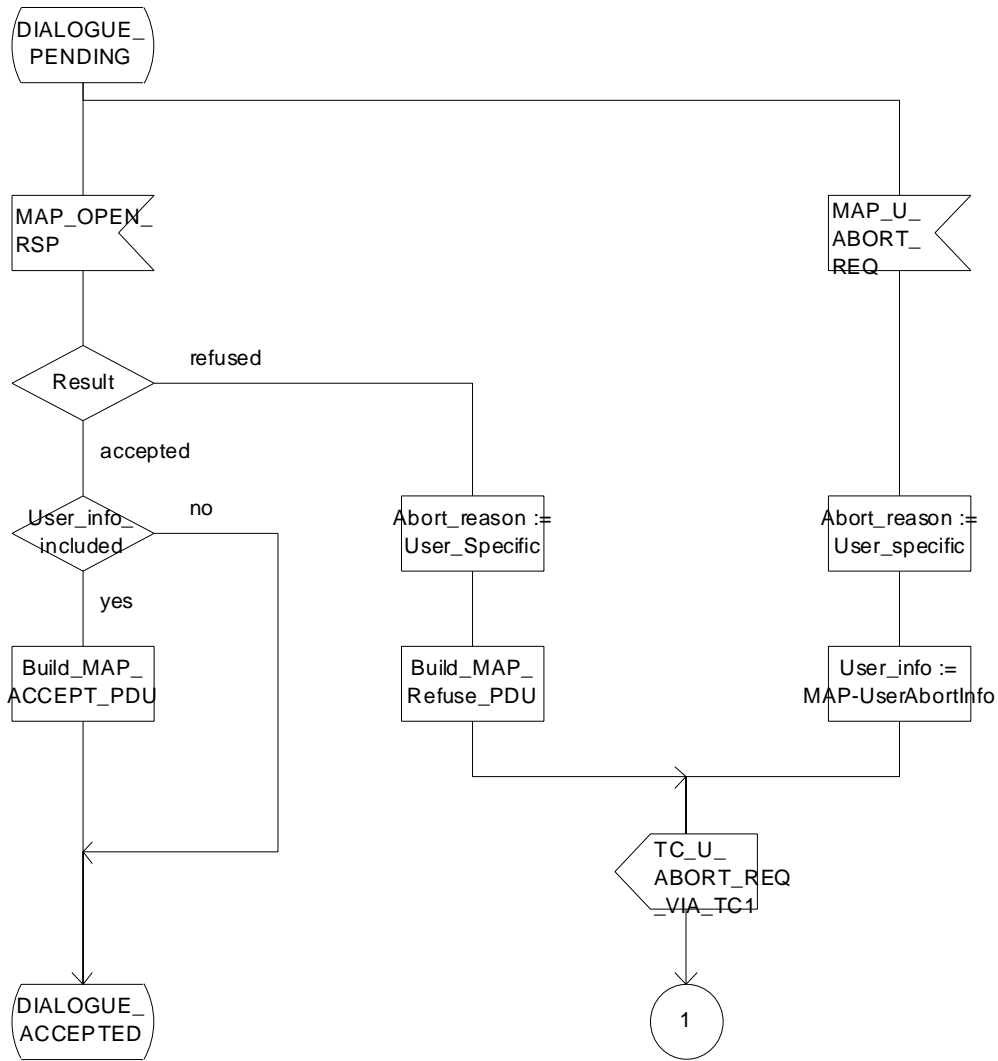


Figure 16.2/3 (sheet 9 of 11): Process MAP\_DSM

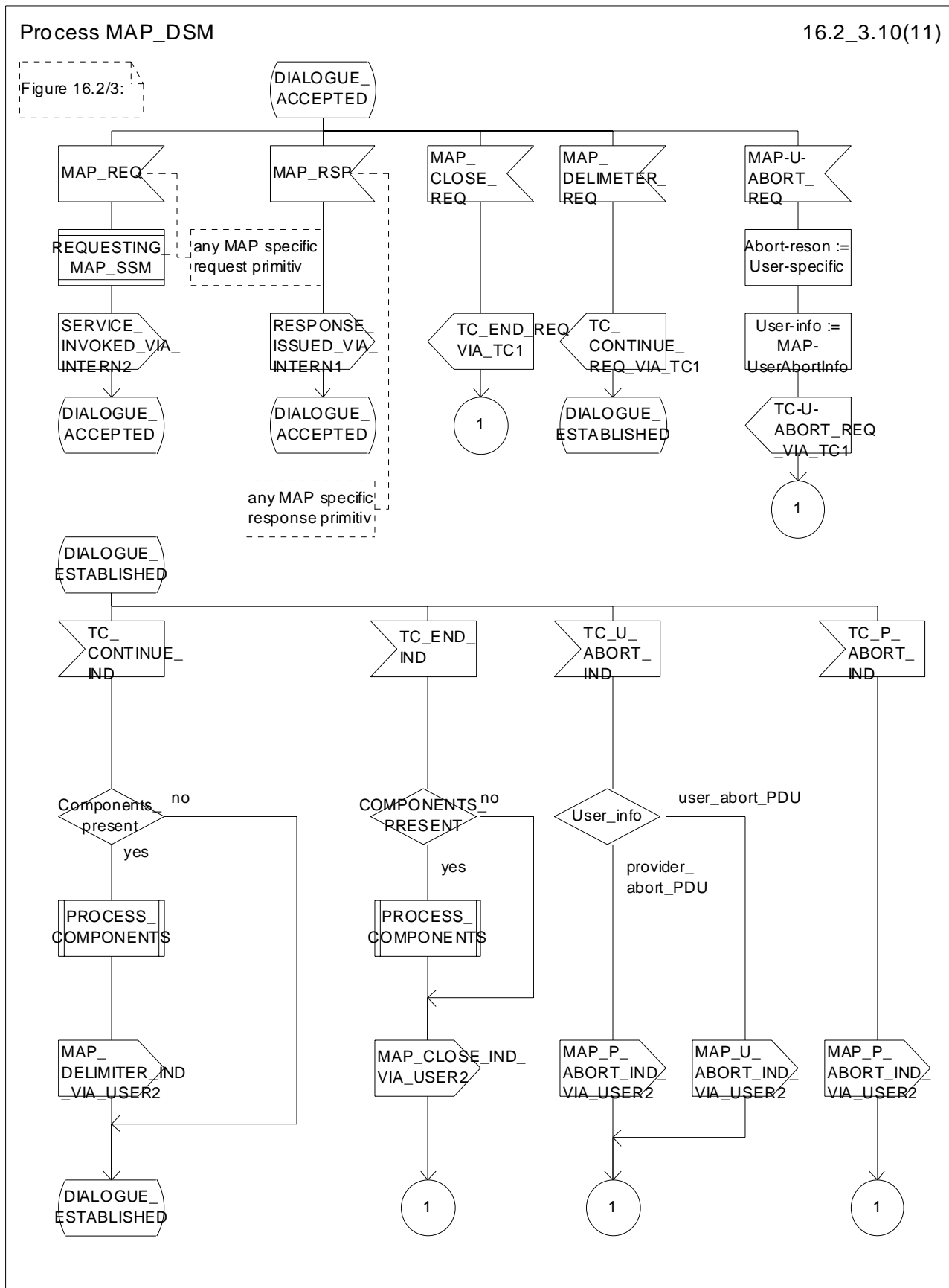


Figure 16.2/3 (sheet 10 of 11): Process MAP\_DSM

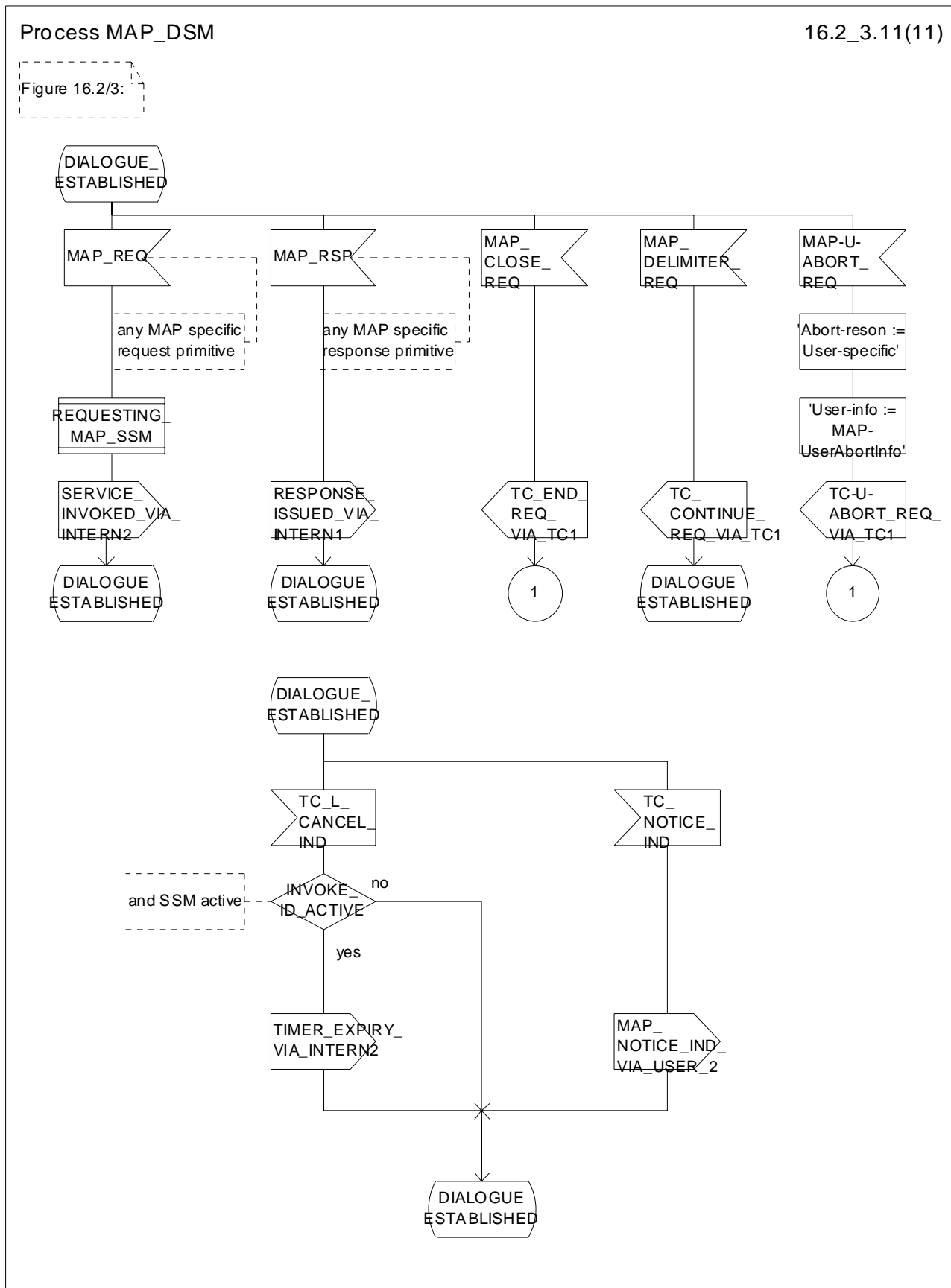


Figure 16.2/3 (sheet 11 of 11): Process MAP\_DSM

Procedure PROCESS\_COMPONENTS

16.2\_4.1(4)

Figure 16.2/4:

Comments: Components from TCAP:  
DCL  
OP\_CODE INTERGER,  
OP\_EXIST, LAST\_COMPONENT, INVOKEID\_ASS, LINKEDID\_PRES, LINKEDID\_ASS BOOLEAN

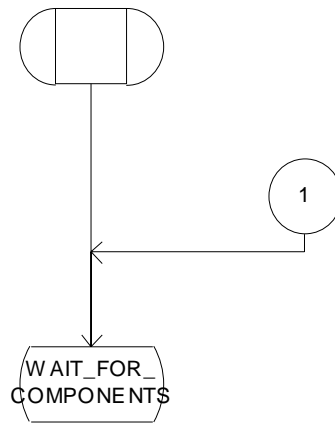


Figure 16.2/4 (sheet 1 of 4): Procedure PROCESS\_COMPONENTS

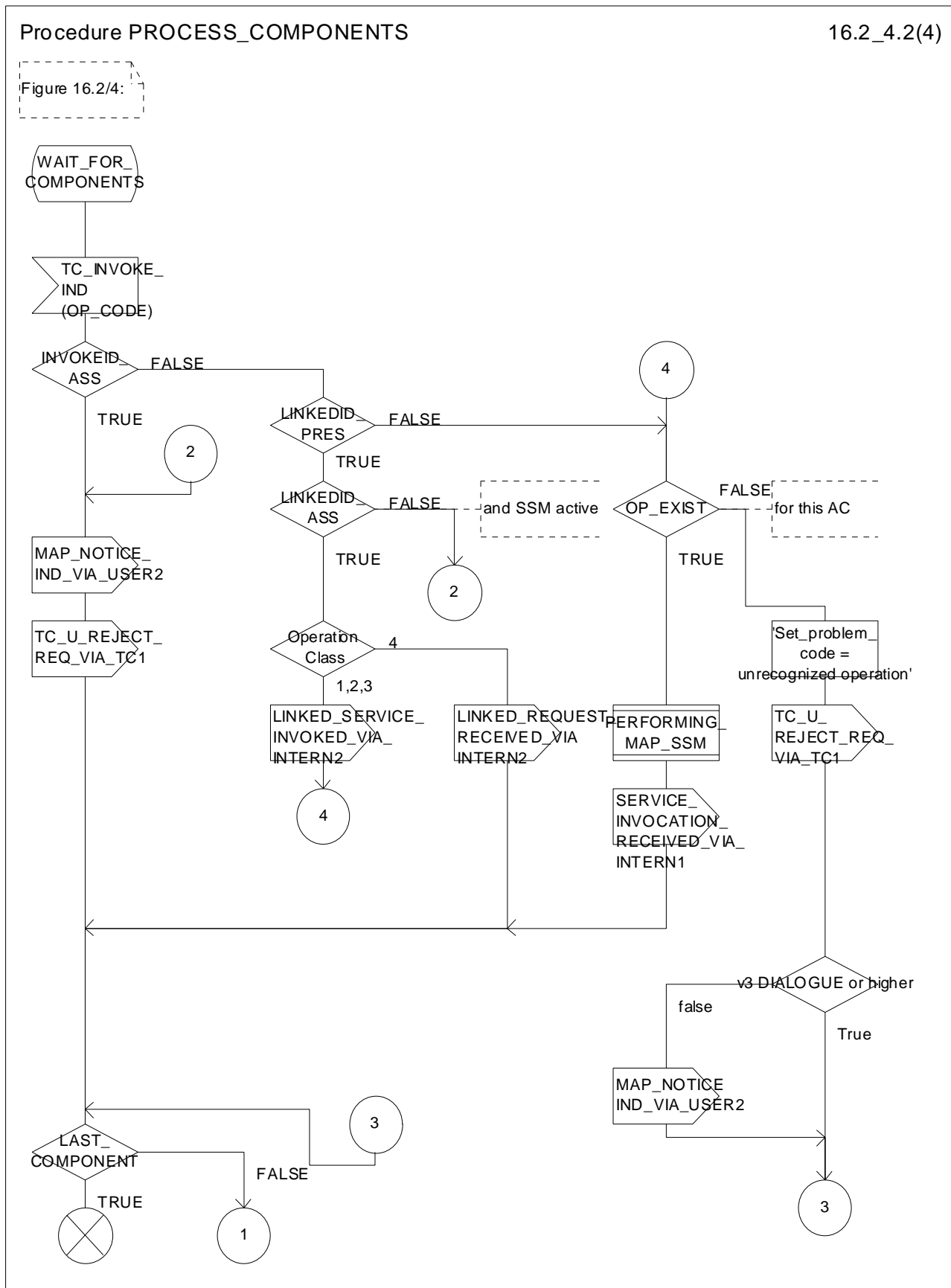


Figure 16.2/4 (sheet 2 of 4): Procedure PROCESS\_COMPONENTS

Procedure PROCESS\_COMPONENTS

16.2\_4.3(4)

Figure 16.2/4:

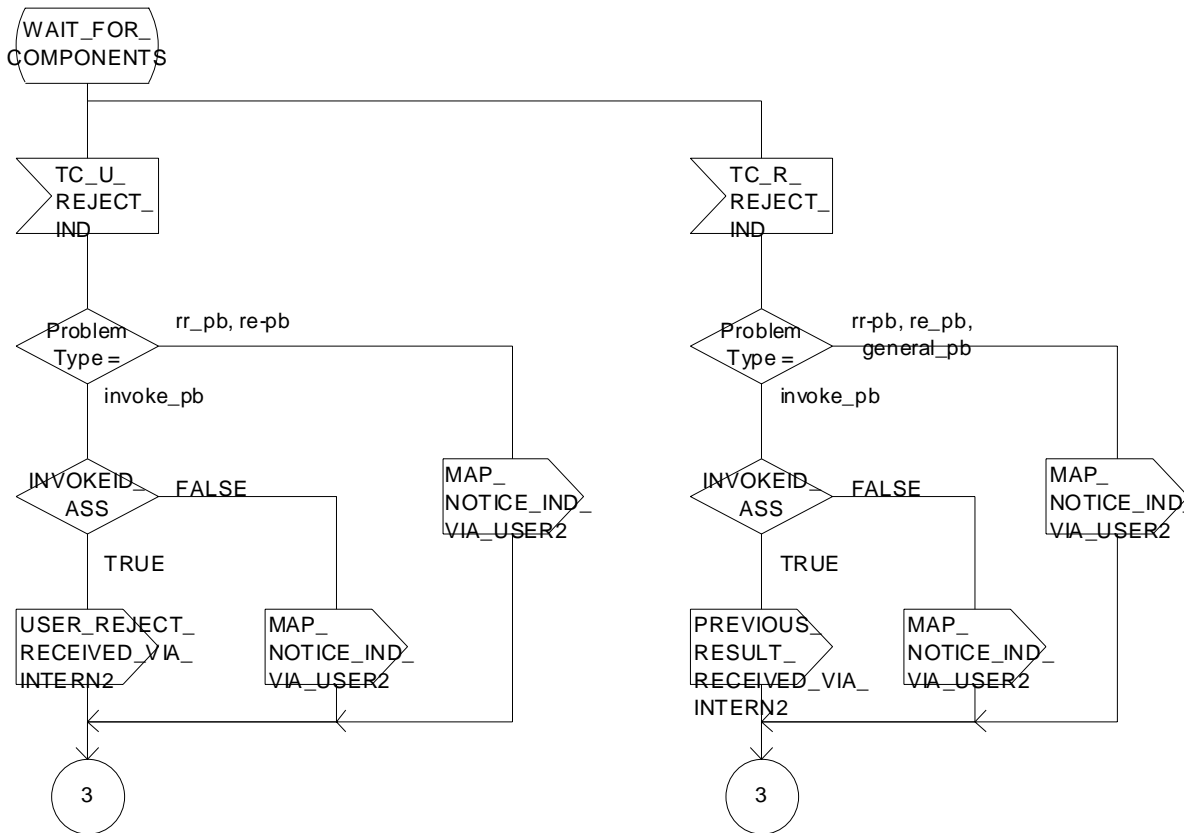
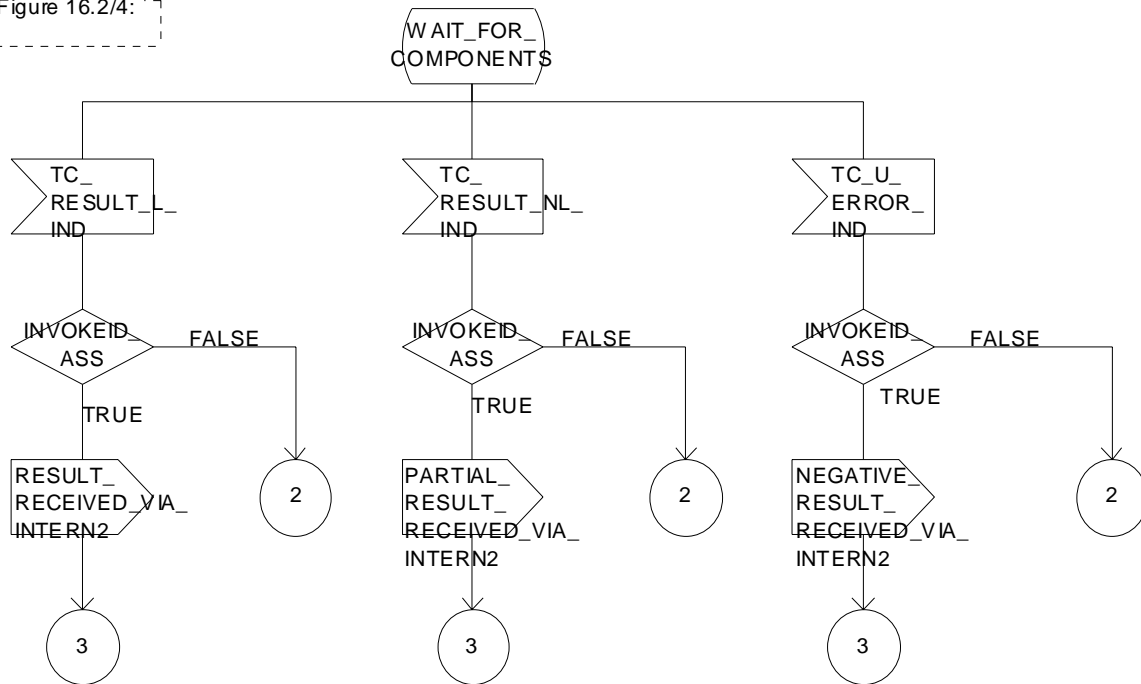


Figure 16.2/4 (sheet 3 of 4): Procedure PROCESS\_COMPONENTS



Procedure PROCESS\_COMPONENTS

16.2\_4.4(4)

Figure 16.2/4:

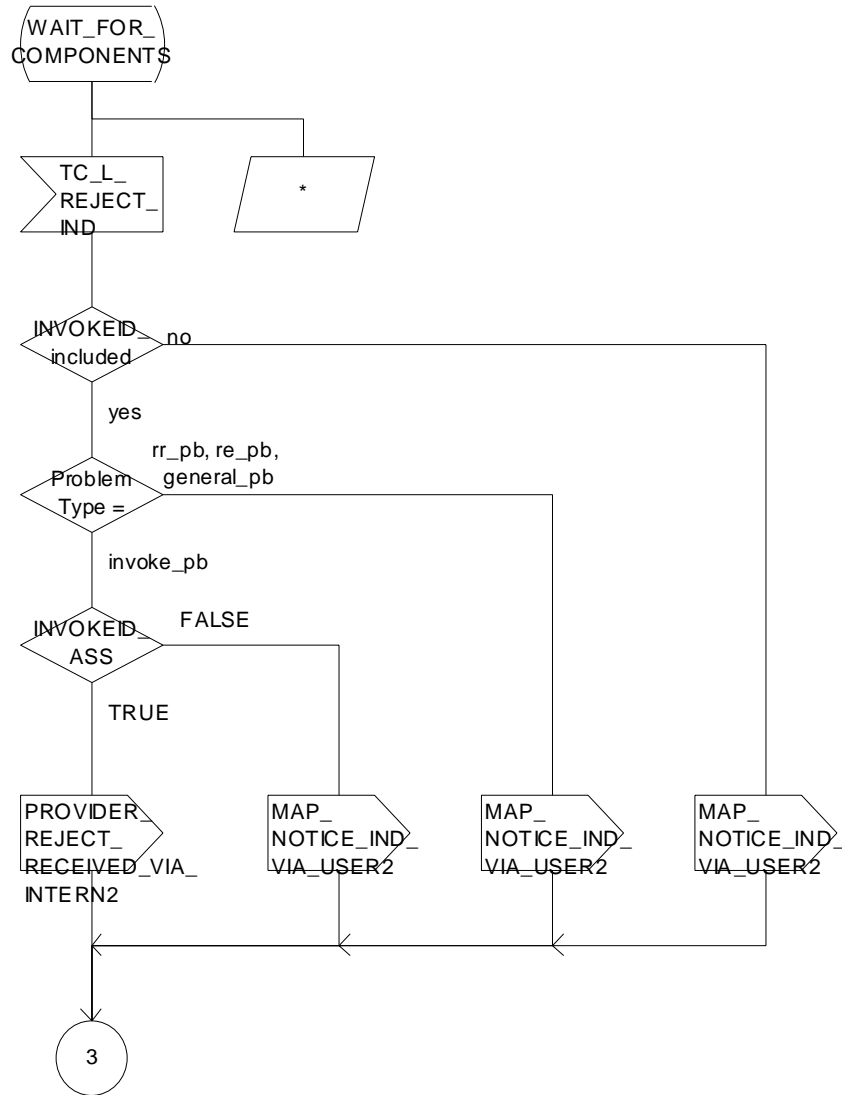


Figure 16.2/4 (sheet 4 of 4): Procedure PROCESS\_COMPONENTS

Process LOAD\_CTRL

16.2\_5(1)

Figure 16.2/5:

Comment 'LOAD CONTROL':  
DCL  
CONGESTION, DIALOGUE\_ACCEPTABLE BOOLEAN;

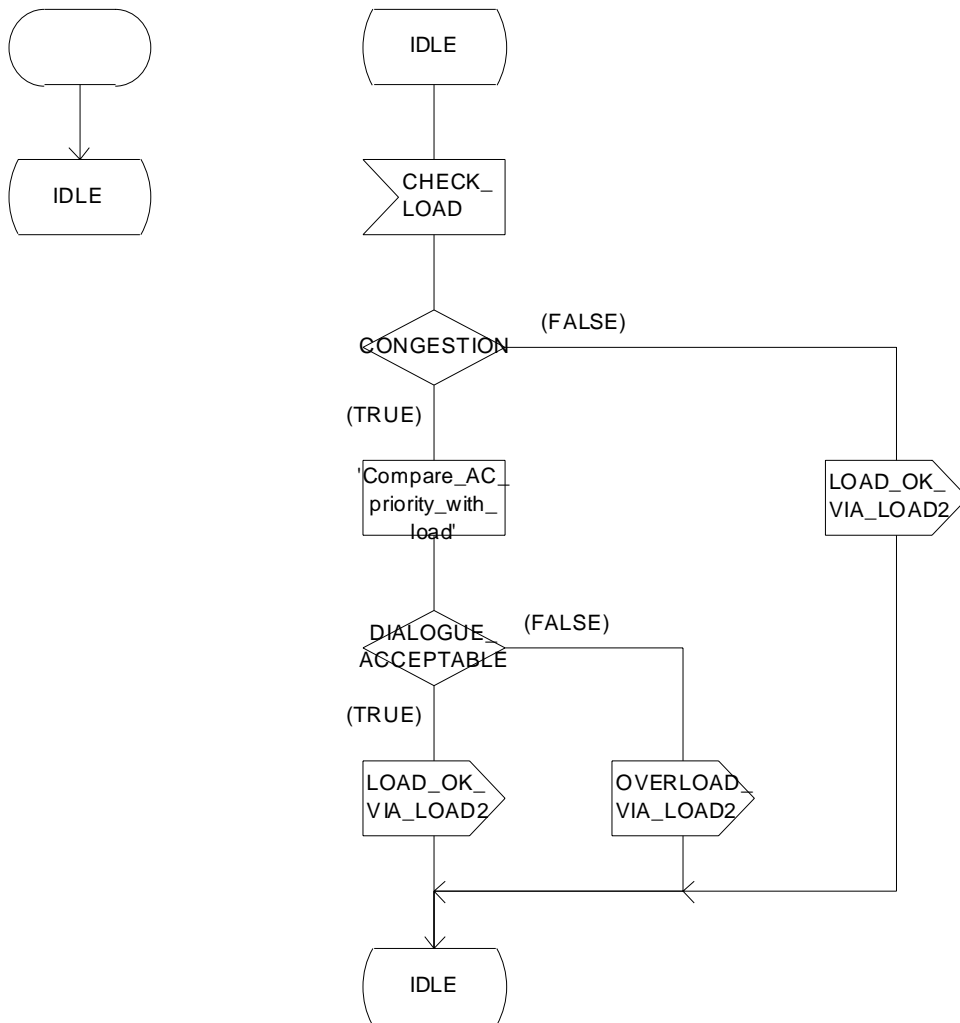


Figure 16.2/5: Process LOAD\_CTRL

Process PERFORMING\_MAP\_SSM

16.2\_6.1(3)

Figure 16.2/6:

Comment 'MAP Service State Machine':  
DCL  
ARGUMENT\_CORRECT, USER\_ERROR\_PRESENT,  
SPECIFIC\_ERROR\_LINKED\_REQUEST, CNF BOOLEAN,  
  
OP\_CLASS INTEGER,  
  
TIMER GUARD\_TIMER COMMENT 'expires if MAP user does not respond';

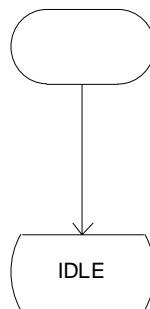


Figure 16.2/6 (sheet 1 of 3): Process PERFORMING\_MAP\_SSM

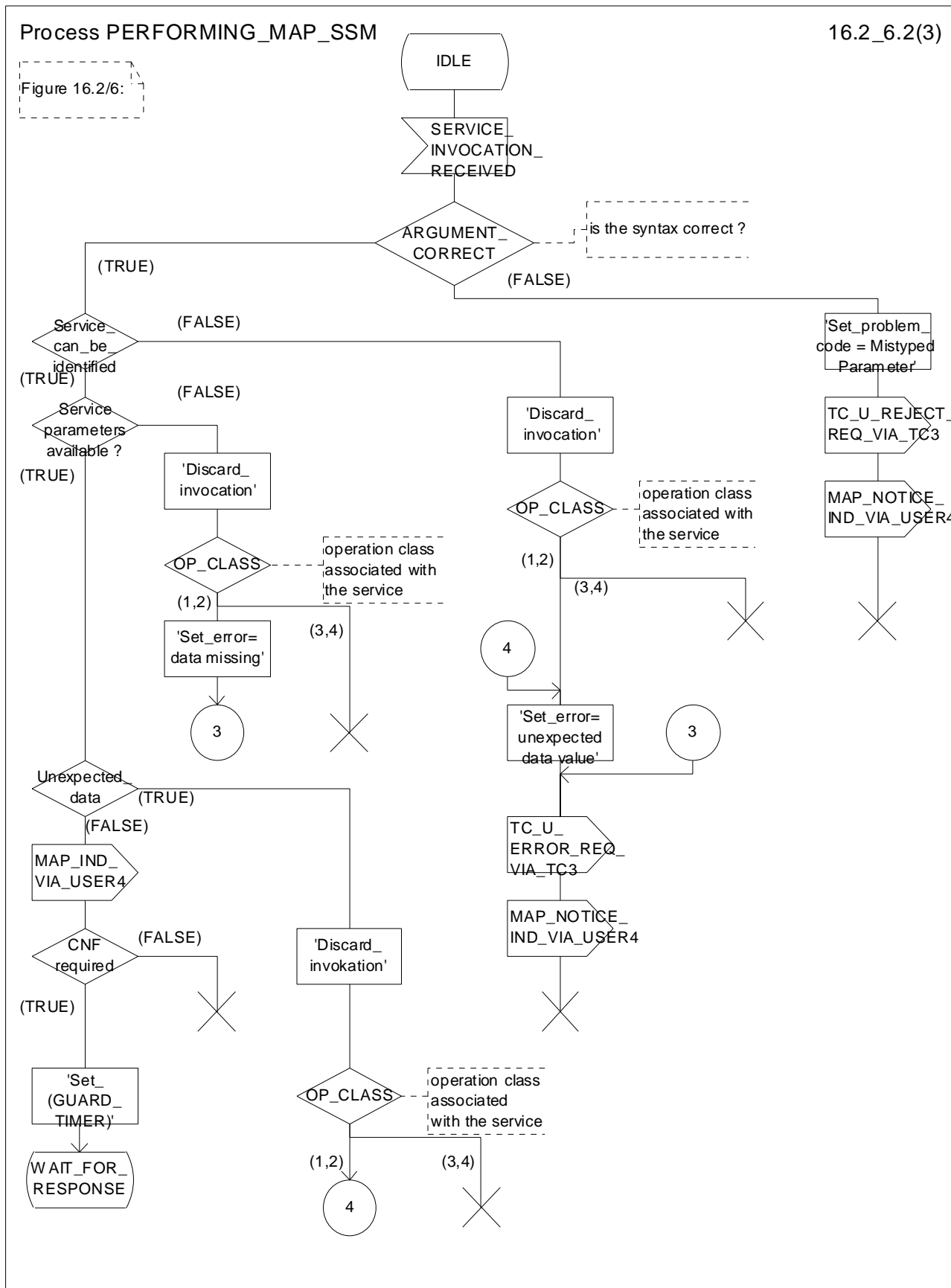


Figure 16.2/6 (sheet 2 of 3): Process PERFORMING\_MAP\_SSM

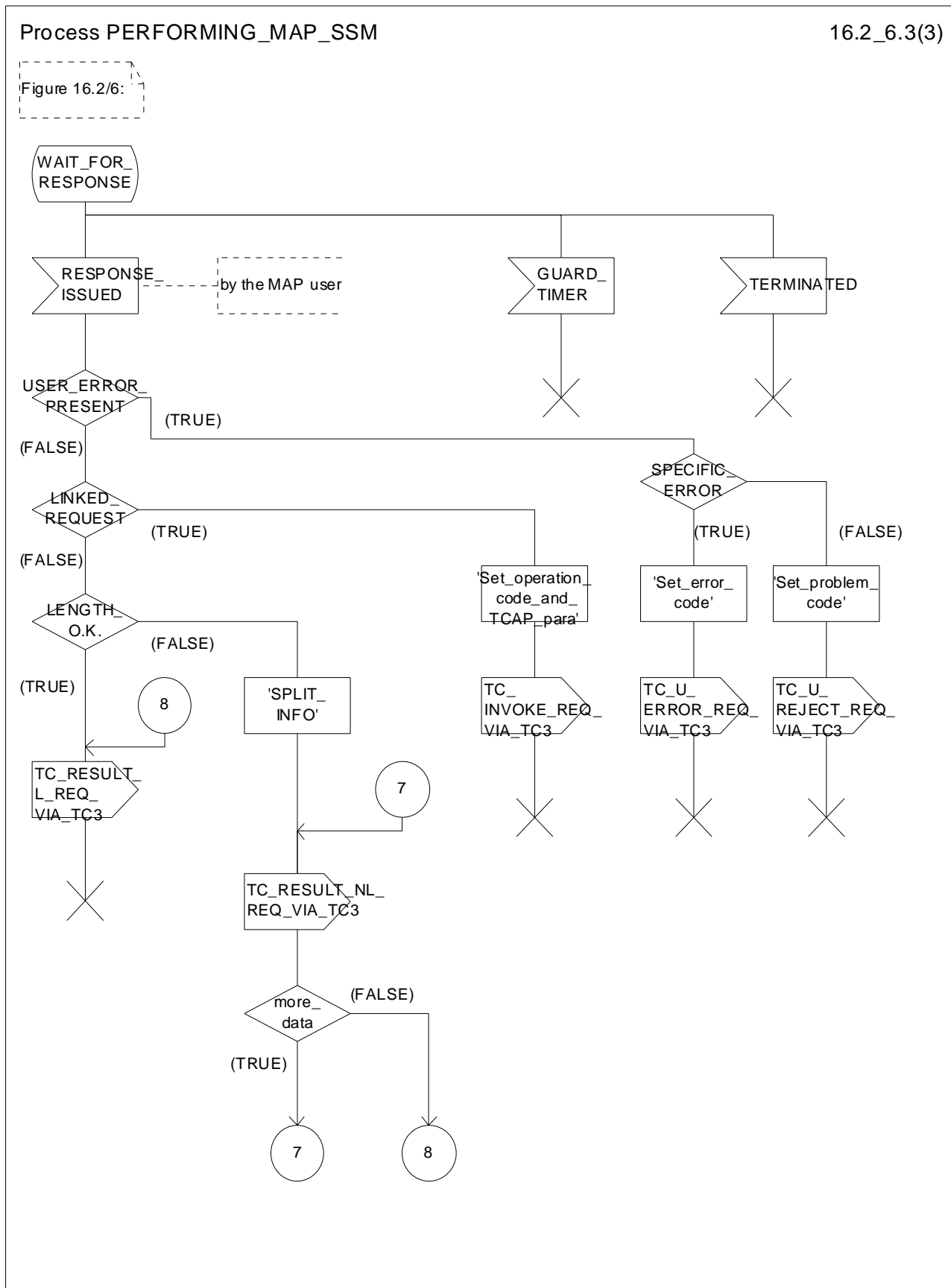


Figure 16.2/6 (sheet 3 of 3): Process PERFORMING\_MAP\_SSM

Process REQUESTING\_MAP\_SSM

16.2\_7.1(4)

Figure 16.2/7:

Comment 'MAP Service State Maschine':  
DCL  
ARGUMENT\_CORRECT, ERROR\_CODE\_CORRECT, LINKED\_REQ\_DEF, SYNTAX\_CORRECT,  
MAP\_INITIATED, CNF, LINKED\_OPERATION\_ALLOWED BOOLEAN,  
OP\_CLASS INTEGER;

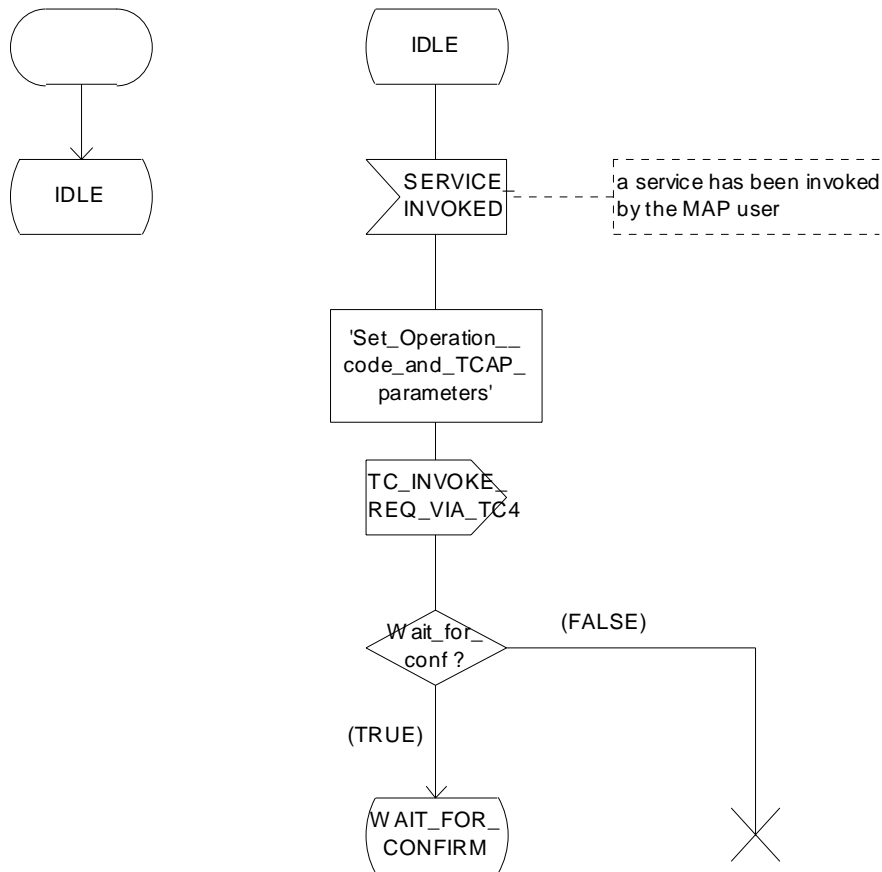


Figure 16.2/7 (sheet 1 of 4): Process REQUESTING\_MAP\_SSM

Process REQUESTING\_MAP\_SSM

16.2\_7.2(4)

Figure 16.2/7:

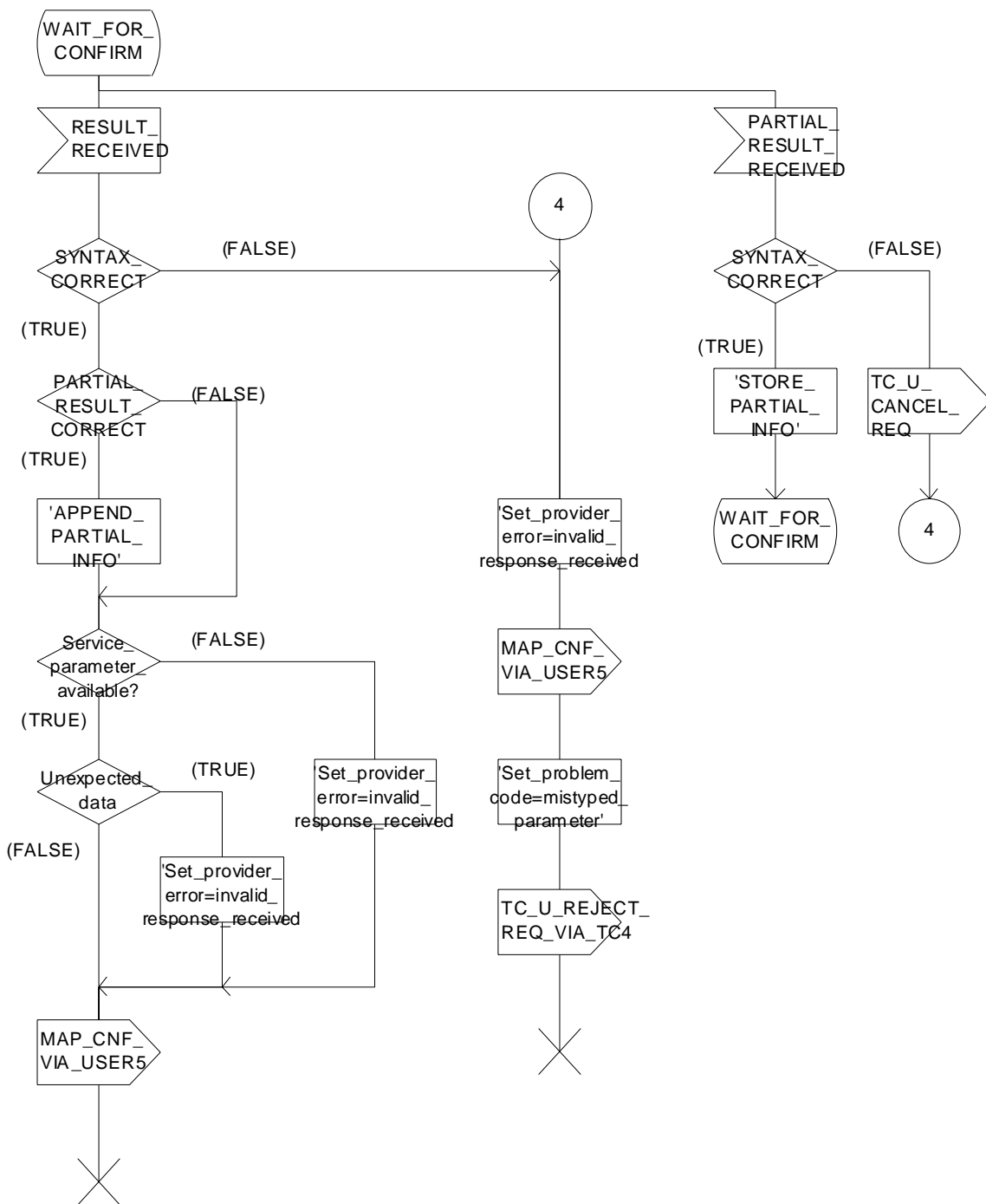


Figure 16.2/7 (sheet 2 of 4): Process REQUESTING\_MAP\_SSM

Process REQUESTING\_MAP\_SSM

16.2\_7.3(4)

Figure 16.2/7:

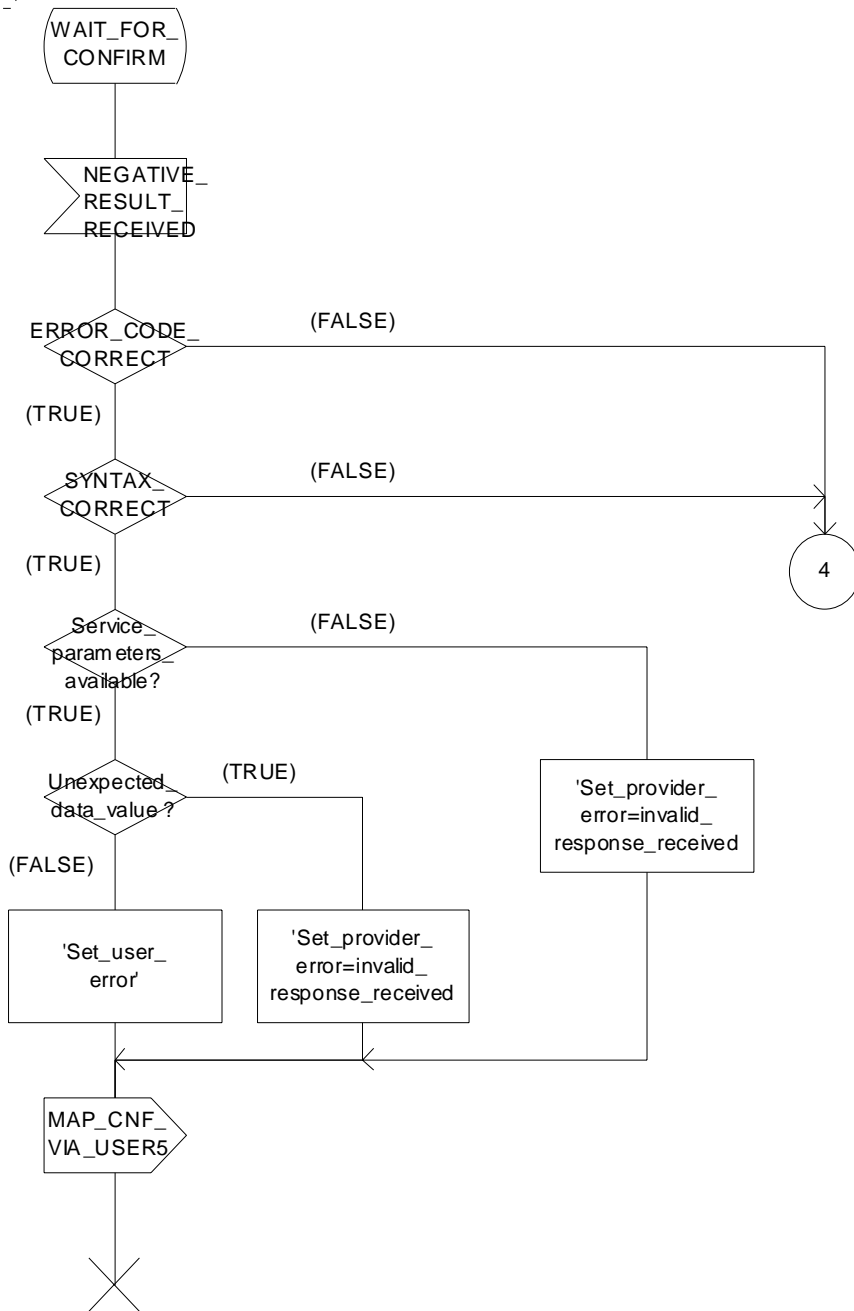


Figure 16.2/7 (sheet 3 of 4): Process REQUESTING\_MAP\_SSM



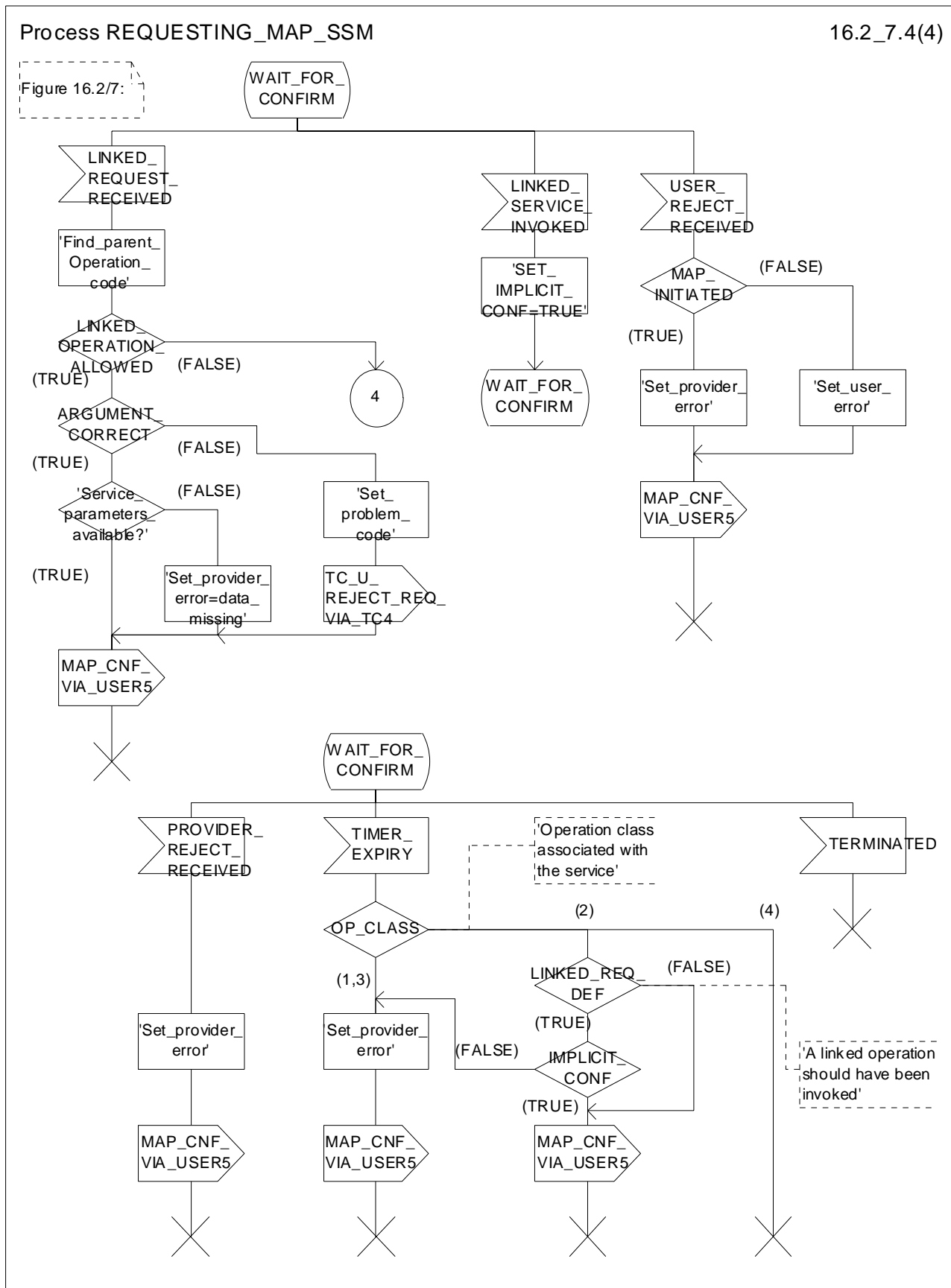


Figure 16.2/7 (sheet 4 of 4): Process REQUESTING\_MAP\_SSM

# 17 Abstract syntax of the MAP protocol

## 17.1 General

This subclause specifies the Abstract Syntaxes for the Mobile Application Part as well as the associated set of Operations and Errors, using the Abstract Syntax Notation One (ASN.1), defined in CCITT Recommendation X.208 (1988) or X.680 (1994) with additions as defined in subclause 17.1.4 on Compatibility Considerations and the OPERATION and ERROR external MACROs, defined in CCITT Recommendation Q.773.

The Abstract Syntax is defined for all interfaces specified in subclause 4.4 except for the A- and B-interfaces.

The Mobile Application Part protocol is defined by two Abstract Syntaxes:

- one Abstract Syntax which encompass all Operations; and
- Errors identified by the various MAP subsystem numbers.

This Abstract Syntax represents the set of values each of which is a value of the ASN.1 type TCAPMessages.MessageType as defined in CCITT Recommendation Q.773 with the ANY DEFINED BY sections resolved by the operation and error codes included in the ASN.1 module MAP-Protocol. However, only the subset of this abstract syntax which is required by the procedures defined for an entity needs to be supported:

- one Abstract Syntax identified by the OBJECT IDENTIFIER value MAP-DialogueInformation.map-DialogueAS.

This Abstract Syntax represents the set of values each of which is a value of the ASN.1 type MAP-DialogueInformation.MAP-DialoguePDU. Such a value of the ASN.1 single-ASN.1-type element is contained within the user-information element of the TCAPMessages.DialoguePortion ASN.1 type. This Abstract Syntax name is to be used as a direct reference.

### 17.1.1 Encoding rules

The encoding rules which are applicable to the defined Abstract Syntaxes are the Basic Encoding Rules for Abstract Syntax Notation One, defined in CCITT Recommendation X.690 with the same exceptions as in CCITT Recommendation Q.773 section 4 Message Representation.

When the definite form is used for length encoding, a data value of length less than 128 octets must have the length encoded in the short form.

When the long form is employed to code a length, the minimum number of octets shall be used to code the length field.

OCTET STRING values and BIT STRING values must be encoded in a primitive form.

There is no restriction to the use of empty constructors (e.g. an empty SEQUENCE type). That is, the encoding of the content of any data value shall consist of zero, one or more octets.

### 17.1.2 Use of TC

The mapping of OPERATION and ERROR to TC components is defined in ETS 300 287 (version 2) which is based on CCITT Recommendation Q.773 (1992).

NOTE 1: The class of an operation is not stated explicitly but is specified as well in the ASN.1 operation type definition.

Class 1: RESULT and ERROR appear in ASN.1 operation type definition.

Class 2: only ERROR appears in ASN.1 operation type definition.

Class 3: only RESULT appears in ASN.1 operation type definition.

Class 4: both RESULT and ERROR do not appear in ASN.1 operation type definition.

The ASN.1 data type which follows the keywords "ARGUMENT", "PARAMETER" or "RESULT" (for OPERATION and ERROR) is always optional from a syntactic point of view. However, except when specifically mentioned with the ASN.1 comment «-- optional», the «parameter» part of a component has to be considered as mandatory from a semantic point of view.

When an optional element is missing in an invoke component or in an inner data structure while it is required by the context, an error component is returned if specified in the operation type; the associated type of error is DataMissing. This holds also when the entire parameter of an invoke component is missing while it is required by the context.

NOTE 2: When a mandatory element is missing in the parameter or inner data structure of any component, a reject component is returned (if the dialogue still exists). The problem code to be used is "Mistyped parameter".

The Timer Values used in the operation type definitions are indicated as ASN.1 comment. The Timer Value Ranges are:

s = from 3 seconds to 10 seconds;

m = from 15 seconds to 30 seconds;

ml = from 1 minute to 10 minutes;

l = from 28 hours to 38 hours.

### 17.1.2.1 Use of Global Operation and Error codes defined outside MAP

An entity supporting an application context greater than 2 shall be capable of receiving an operation or error code, within an application context defined in GSM 09.02, encoded as either an Object Identifier (as defined in CCITT Recommendation X.690 (1994)) or an integer value (as defined in section 17.5). Related restrictions regarding the use of Object Identifiers are as follows:

- The length of the Object Identifier shall not exceed 16 octets and the number of components of the Object Identifier shall not exceed 16.
- Object Identifiers shall be used only for operations or errors defined outside of GSM 09.02.
- Global error codes may be sent only in response to a global operation. If a standard operation is received then a global error code shall not be sent in response.

Handling of an unknown operation codes by the receiving entity is defined in section 15.1.1

### 17.1.3 Use of information elements defined outside MAP

An information element or a set of information elements (messages) transparently carried in the Mobile Application Part but defined in other recommendation/technical specifications are handled in one of the following ways:

- i) The contents of each information element (without the octets encoding the identifier and the length in the recommendation/technical specification where it is defined) is carried as the value of an ASN.1 NamedType derived from the OCTET STRING data type. Additionally, the internal structure may be explained by means of comments. In case of misalignment the referred to recommendation/technical specification takes precedence.
- ii) The complete information element (including the octets encoding the identifier and the length in the recommendation/technical specification where it is defined) or set of information elements and the identity of the associated protocol are carried as the value of the ExternalSignalInfo data type defined in the present document. Where more than one information element is carried, the information elements are sent contiguously with no filler octets between them.

## 17.1.4 Compatibility considerations

The following ASN.1 modules conform to CCITT Recommendation X.208 (1988) or X.680 (1994) (the only module which makes use of X.680 is MAP-ExtensionDataTypes), but in addition Ellipsis Notation ("..." - notation) is used as described in ITU-T Recommendation X.680 Amendment 1 (1995) wherever future protocol extensions are foreseen.

The "..." construct applies only to SEQUENCE and ENUMERATED data types. An entity supporting a version greater than 1 shall not reject an unsupported extension following "..." of that SEQUENCE or ENUMERATED data type. The Encoding Rules from subclause 17.1.1 apply to every element of the whole Transfer Syntax especially to the ASN.1 type EXTERNAL.

Private extensions shall:

- 1) if included in operations of an AC of V2, follow the extension marker and be tagged using PRIVATE tags up to and including 29.

NOTE: This type of extension is in most cases used only within a PLMN.

- 2) if included in operations of an AC of V3 or higher: be included only in the Private Extension Container that is defined in the specification.

NOTE: This type of extension can be used between PLMNs.

Private extensions shall not be included in v2 supplementary service operations.

Private extensions shall not be included within user error for RegisterCCEntry and EraseCCEntry operations.

PCS extensions shall be included in the PCS Extension Container that is defined in this specification.

In order to improve extensibility, a few error parameters have been defined as a CHOICE between the version 2 description and a SEQUENCE including the version 2 description and an extension container. Operations used in a v2-application-context must consider only the first alternative while operations used in a vn-application-context (n>2) must consider only the second alternative.

## 17.1.5 Structure of the Abstract Syntax of MAP

For each MAP parameter which has to be transferred by a MAP Protocol Data Unit (MAP message), there is a PDU field (an ASN.1 NamedType) whose ASN.1 identifier has the same name as the corresponding parameter, except for the differences required by the ASN.1 notation (blanks between words are removed or replaced by hyphen, the first letter of the first word is lower-case and the first letter of the following words are capitalized, e.g. "no reply condition time" is mapped to "noReplyConditionTime"). Additionally some words may be abbreviated as follows:

bs basic service  
ch call handling  
cug closed user group  
ho handover  
ic incoming call  
id identity  
info information  
lcs location services  
ms mobile service  
oc outgoing call  
om operation & maintenance  
pw Password

sm short message service

ss supplementary service

The MAP protocol is composed of several ASN.1 modules dealing with either operations, errors, data types, and, if applicable, split into those dealing with mobile services, call handling services, supplementary services and short message services. For operations and errors no values are assigned, but only the operation and error types in order to allow use of the defined types also by other protocols (e.g. GSM 04.80). The values (operation codes and error codes) are defined in a separate module. The ASN.1 source lines are preceded by line-numbers at the left margin in order to enable the usage of the cross-reference in annex A.

The module containing the definition of the operation packages for MAP is:

1. MAP-OperationPackages.

The module containing the definition of the application contexts for MAP is:

2. MAP-ApplicationContexts.

The module containing the data types for the Abstract Syntax to be used for TCAPMessages.DialoguePortion for MAP is:

3. MAP-DialogueInformation.

The module containing the operation codes and error codes for MAP is:

4. MAP-Protocol.

The modules containing all operation type definitions for MAP are:

5. MAP-MobileServiceOperations;
6. MAP-OperationAndMaintenanceOperations;
7. MAP-CallHandlingOperations;
8. MAP-SupplementaryServiceOperations;
9. MAP-ShortMessageServiceOperations;
10. MAP-Group-Call-Operations.
11. MAP-LocationServiceOperations

The module containing all error type definitions for MAP is:

12. MAP-Errors.

Modules containing all data type definitions for MAP are:

13. MAP-MS-DataTypes;
14. MAP-OM-DataTypes;
15. MAP-CH-DataTypes;
16. MAP-SS-DataTypes;
17. MAP-SS-Code;
18. MAP-SM-DataTypes;
19. MAP-ER-DataTypes;
20. MAP-CommonDataTypes;
21. MAP-TS-Code;

- 22. MAP-BS-Code;
- 23. MAP-ExtensionDataTypes;
- 24. MAP-GR-DataTypes;
- 25. MAP-LCS-DataTypes.

References are made also to modules defined outside of the present document. They are defined in the technical specification Mobile Services Domain and technical specification Transaction Capability respectively:

MobileDomainDefinitions;

TCAPMessages;

DialoguePDUs.

### 17.1.6 Application Contexts

The following informative table lists the latest versions of the Application Contexts used in this specification, with the operations used by them and, where applicable, whether or not the operation description is exactly the same as for previous versions. Information in sections 17.6 & 17.7 relates only to the ACs in this table.

AC Name	AC Version	Operations Used	Comments *
locationCancellationContext	v3	cancelLocation	
equipmentMngtContext	v2	checkIMEI	
imsiRetrievalContext	v2	sendIMSI	
infoRetrievalContext	v2	sendAuthenticationInfo	
interVlrInfoRetrievalContext	v2	sendIdentification	
handoverControlContext	v2	prepareHandover forwardAccessSignalling sendEndSignal processAccessSignalling prepareSubsequentHandover	
mwdMngtContext	v3	readyForSM	
msPurgingContext	v3	purgeMS	
shortMsgAlertContext	v2	alertServiceCentre	
resetContext	v2	reset	
networkUnstructuredSsContext	v2	processUnstructuredSS-Request unstructuredSS-Request unstructuredSS-Notify	
tracingContext	v3	activateTraceMode deactivateTraceMode	
networkFunctionalSsContext	v2	registerSS eraseSS activateSS deactivateSS registerPassword interrogateSS getPassword	
shortMsgMO-RelayContext	v3	mo-forwardSM	
shortMsgMT-RelayContext	v3	mt-forwardSM	
shortMsgGatewayContext	v3	sendRoutingInfoForSM reportSM-DeliveryStatus InformServiceCentre	the syntax of this operation has been extended in comparison with release 96 version
networkLocUpContext	v3	updateLocation forwardCheckSs-Indication restoreData insertSubscriberData activateTraceMode	the syntax is the same in v1 & v2

gprsLocationUpdateContext	v3	updateGprsLocation insertSubscriberData activateTraceMode	
subscriberDataMngtContext	v3	insertSubscriberData deleteSubscriberData	
roamingNumberEnquiryContext	v3	provideRoamingNumber	
locationInfoRetrievalContext	v3	sendRoutingInfo	
gprsNotifyContext	v3	noteMsPresentForGprs	
gprsLocationInfoRetrievalContext	v3	sendRoutingInfoForGprs	
failureReportContext	v3	failureReport	
callControlTransferContext	v4	resumeCallHandling	
subscriberInfoEnquiryContext	v3	provideSubscriberInfo	
anyTimeEnquiryContext	v3	anyTimeInterrogation	
ss-InvocationNotificationContext	v3	ss-InvocationNotification	
slWFSAallocationContext	v3	provideSIWFSSNumber slWFSSignallingModify	
groupCallControlContext	v3	prepareGroupCall processGroupCallSignalling forwardGroupCallSignalling sendGroupCallEndSignal	
reportingContext	v3	setReportingState statusReport remoteUserFree	
callCompletionContext	v3	registerCC-Entry eraseCC-Entry	
locationSvcEnquiryContext	v3	provideSubscriberLocation subscriberLocationReport	
locationSvcGatewayContext	v3	sendRoutingInfoForLCS	

NOTE (\*): The syntax of the operations is not the same as in previous versions unless explicitly stated

## 17.2 Operation packages

### 17.2.1 General aspects

This subclause describes the operation-packages which are used to build the application-contexts defined in subclause 17.3.

Each operation-package is a specification of the roles of a pair of communicating objects (i.e. a pair of MAP-Providers), in term of operations which they can invoke of each other.

The grouping of operations into one or several packages does not necessarily imply any grouping in term of Application Service Elements.

The following ASN.1 MACRO is used to describe operation-packages in this subclause:

```
OPERATION-PACKAGE MACRO ::=
BEGIN
TYPE NOTATION ::= Symmetric | ConsumerInvokes SupplierInvokes |
empty
VALUE NOTATION ::= value(VALUE OBJECT IDENTIFIER)
Symmetric ::= "OPERATIONS" "{" OperationList "}"
ConsumerInvokes ::= "CONSUMER INVOKES" "{" OperationList "}"
SupplierInvokes ::= "SUPPLIER INVOKES" "{" OperationList "}" | empty
OperationList ::= Operation | OperationList "," Operation
Operation ::= value(OPERATION)
END
```

Since the application-context definitions provided in subclause 17.3 use only an informal description technique, only the type notation is used in the following subclauses to define operation-packages.

The following definitions are used throughout this subclause ( $n \geq 2$ ):

- v1-only operation: An operation which shall be used only in v1 application-contexts;
- vn-only operation: An operation which shall be used only in vn application-contexts;
- v(n-1)-operation: An operation whose specification has not been modified since the MAP v(n-1) specifications or if the modifications are considered as not affecting v(n-1) implementations;
- v(n-1)-equivalent operation: The version of an operation which excludes all the information elements and errors which have been added since the MAP v(n-1) specification;
- vn-only package: An operation package which contains only vn-only operations;
- v(n-1)-package: An operation package which contains only v(n-1)- operations.

The names of vn-packages are suffixed by "-vn" where  $n \geq 2$ .

For each operation package which is not vn-only ( $n \geq 2$ ) and which does not include only v(n-1)-operations, there is a v(n-1)-equivalent package. Except when a definition is explicitly provided in the following subclauses, the v(n-1)-equivalent package includes the v(n-1)-equivalent operations of the operations which belong to this package.

## 17.2.2 Packages specifications

### 17.2.2.1 Location updating

This operation package includes the operations required for location management procedures between HLR and VLR.

```

LocationUpdatingPackage-v3 ::= OPERATION-PACKAGE
  -- Supplier is HLR if Consumer is VLR
  CONSUMER INVOKES {
    updateLocation}
  SUPPLIER INVOKES {
    forwardCheckSs-Indication}

```

The v1-equivalent and v2-equivalent packages can be determined according to the rules described in subclause 17.2.1.

### 17.2.2.2 Location cancellation

This operation package includes the operations required for location cancellation and MS purging procedures between HLR and VLR and between HLR and SGSN.

```

LocationCancellationPackage-v3 ::= OPERATION-PACKAGE
  -- Supplier is VLR or SGSN if Consumer is HLR
  CONSUMER INVOKES {
    cancelLocation}

```

The v1-equivalent and v2-equivalent packages can be determined according to the rules described in subclause 17.2.1.

### 17.2.2.3 Roaming number enquiry

This operation package includes the operations required for roaming number enquiry procedures between HLR and VLR.

```

RoamingNumberEnquiryPackage-v3 ::= OPERATION-PACKAGE
  -- Supplier is VLR if Consumer is HLR
  CONSUMER INVOKES {
    provideRoamingNumber}

```

The v1-equivalent and v2-equivalent packages can be determined according to the rules described in subclause 17.2.1.



### 17.2.2.4 Information retrieval

This operation package includes the operation required for the authentication information retrieval procedure between HLR and VLR and between HLR and SGSN.

```
InfoRetrievalPackage-v2 ::= OPERATION-PACKAGE
-- Supplier is HLR if Consumer is VLR
-- Supplier is HLR if Consumer is SGSN
CONSUMER INVOKES {
    sendAuthenticationInfo}
```

The v1-equivalent package is defined as follows:

```
InfoRetrievalPackage-v1 ::= OPERATION-PACKAGE
-- Supplier is HLR or VLR if Consumer is VLR
-- Supplier is HLR if Consumer is SGSN
CONSUMER INVOKES {
    sendParameters}
```

### 17.2.2.5 Inter-VLR information retrieval

This operation package includes the operations required for inter VLR information retrieval procedures.

```
InterVlrInfoRetrievalPackage-v2 ::= OPERATION-PACKAGE
-- Supplier is VLR if Consumer is VLR
CONSUMER INVOKES {
    sendIdentification}
```

The v1-equivalent package is : InfoRetrievalPackage-v1

### 17.2.2.6 IMSI retrieval

This operation package includes the operation required for the IMSI retrieval procedure between HLR and VLR.

```
IMSIRetrievalPackage-v2 ::= OPERATION-PACKAGE
-- Supplier is HLR if Consumer is VLR
CONSUMER INVOKES {
    sendIMSI}
```

This package is v2 only.

### 17.2.2.7 Call control transfer

This operation package includes the operation required for the call control transfer procedure between VMSC and GMSC.

```
CallControlTransferPackage-v4 ::= OPERATION-PACKAGE
-- Supplier is GMSC if Consumer is VMSC
CONSUMER INVOKES {
    resumeCallHandling}
```

The v3-equivalent package can be determined according to the rules described in subclause 17.2.1.

### 17.2.2.8 - 17.2.2.9 Void

### 17.2.2.10 Interrogation

This operation package includes the operations required for interrogation procedures between MSC and HLR or NPLR.

```
InterrogationPackage-v3 ::= OPERATION-PACKAGE
-- Supplier is HLR or NPLR if Consumer is MSC
CONSUMER INVOKES {
    sendRoutingInfo}
```

The v1-equivalent and v2-equivalent packages can be determined according to the rules described in subclause 17.2.1.

### 17.2.2.11 Void

### 17.2.2.12 Handover Control

This operation package includes the operations required for handover procedures between MSCs.

```

HandoverControlPackage-v2 ::= OPERATION-PACKAGE
-- Supplier is MSCB if Consumer is MSCA
CONSUMER INVOKES {
    prepareHandover,
    forwardAccessSignalling}
SUPPLIER INVOKES {
    sendEndSignal,
    processAccessSignalling,
    prepareSubsequentHandover}

```

The v1-equivalent package is defined as follows.

```

HandoverControlPackage-v1 ::= OPERATION-PACKAGE
-- Supplier is MSCB if Consumer is MSCA
CONSUMER INVOKES {
    performHandover,
    forwardAccessSignalling,
    traceSubscriberActivity}
SUPPLIER INVOKES {
    sendEndSignal,
    noteInternalHandover,
    processAccessSignalling,
    performSubsequentHandover}

```

### 17.2.2.13 Subscriber Data management stand alone

This operation package includes the operations required for stand alone subscriber data management procedures between HLR and VLR or between HLR and SGSN.

```

SubscriberDataMngtStandAlonePackage-v3 ::= OPERATION-PACKAGE
-- Supplier is VLR or SGSN if Consumer is HLR
CONSUMER INVOKES {
    insertSubscriberData,
    deleteSubscriberData}

```

The v1-equivalent and v2-equivalent packages can be determined according to the rules described in subclause 17.2.1.

### 17.2.2.14 Equipment management

This operation package includes the operations required for equipment management procedures between EIR and MSC or between EIR and SGSN.

```

EquipmentMngtPackage-v2 ::= OPERATION-PACKAGE
-- Supplier is EIR if Consumer is MSC
-- Supplier is EIR if Consumer is SGSN
CONSUMER INVOKES {
    checkIMEI}

```

The v1-equivalent package can be determined according to the rules described in subclause 17.2.1.

### 17.2.2.15 Subscriber data management

This operation package includes the operations required for subscriber data management procedures between HLR and VLR or between HLR and SGSN.

```

SubscriberDataMngtPackage-v3 ::= OPERATION-PACKAGE
-- Supplier is VLR or SGSN if Consumer is HLR
CONSUMER INVOKES {
    insertSubscriberData}

```

The v1-equivalent and v2-equivalent packages can be determined according to the rules described in subclause 17.2.1.

### 17.2.2.16 Location register restart

This operation package includes the operations required for location register restart procedures between HLR and VLR or between HLR and SGSN.

```
ResetPackage-v2 ::= OPERATION-PACKAGE
-- Supplier is VLR or SGSN if Consumer is HLR
CONSUMER INVOKES {
    reset}
```

The v1-equivalent package can be determined according to the rules described in subclause 17.2.1.

### 17.2.2.17 Tracing stand-alone

This operation package includes the operations required for stand alone tracing procedures between HLR and VLR or between HLR and SGSN.

```
TracingStandAlonePackage-v3 ::= OPERATION-PACKAGE
-- Supplier is VLR or SGSN if Consumer is HLR
CONSUMER INVOKES {
    activateTraceMode,
    deactivateTraceMode}
```

The v1-equivalent and v2-equivalent packages can be determined according to the rules described in subclause 17.2.1.

### 17.2.2.18 Functional SS handling

This operation package includes the operations required for functional supplementary services procedures between VLR and HLR.

```
FunctionalSsPackage-v2 ::= OPERATION-PACKAGE
-- Supplier is HLR if Consumer is VLR
CONSUMER INVOKES {
    registerSS,
    eraseSS,
    activateSS,
    deactivateSS,
    registerPassword,
    interrogateSS}
SUPPLIER INVOKES {
    getPassword}
```

The v1-equivalent package can be determined according to the rules described in subclause 17.2.1.

### 17.2.2.19 Tracing

This operation package includes the operations required for tracing procedures between HLR and VLR or between HLR and SGSN.

```
TracingPackage-v3 ::= OPERATION-PACKAGE
-- Supplier is VLR or SGSN if Consumer is HLR
CONSUMER INVOKES {
    activateTraceMode}
```

The v1-equivalent and v2-equivalent packages can be determined according to the rules described in subclause 17.2.1.

### 17.2.2.20 Binding

This operation package includes the operation required to initialize a supplementary service procedure between VLR and HLR or between gsmSCF and HLR.

```
BindingPackage-v1 ::= OPERATION-PACKAGE
-- Supplier is HLR if Consumer is VLR
-- Supplier is gsmSCF if Consumer is HLR
CONSUMER INVOKES {
    beginSubscriberActivity}
```

This package is v1 only.

### 17.2.2.21 Unstructured SS handling

This operation package includes the operations required for unstructured supplementary services procedures between VLR and HLR, and between the HLR and the gsmSCF.

```

UnstructuredSsPackage-v2 ::= OPERATION-PACKAGE
  -- Supplier is HLR if Consumer is VLR
  -- Supplier is gsmSCF if Consumer is HLR
  CONSUMER INVOKES {
    processUnstructuredSS-Request}
  SUPPLIER INVOKES {
    unstructuredSS-Request,
    unstructuredSS-Notify}

```

The v1-equivalent package is defined as follows:

```

UnstructuredSsPackage-v1 ::= OPERATION-PACKAGE
  -- Supplier is HLR if Consumer is VLR
  -- Supplier is gsmSCF if Consumer is HLR
  CONSUMER INVOKES {
    processUnstructuredSS-Data}

```

### 17.2.2.22 MO Short message relay services

This operation package includes the operations required for short message relay service procedures between IWMSC and VMSC or between GMSC and MSC or between SGSN and IWMSC.

```

MOShortMsgRelayPackage-v3 ::= OPERATION-PACKAGE
  -- Supplier is IWMSC if Consumer is MSC
  -- Supplier is IWMSC if Consumer is SGSN
  CONSUMER INVOKES {
    MO-forwardSM}

```

The v2-equivalent package is defined as follows:

```

ShortMsgRelayPackage-v2 ::= OPERATION-PACKAGE
  -- Supplier is IWMSC if Consumer is MSC
  -- Supplier is MSC or SGSN if Consumer is GMSC
  -- Supplier is IWMSC if Consumer is SGSN
  CONSUMER INVOKES {
    forwardSM}

```

The v1-equivalent package can be determined according to the rules described in subclause 17.2.1.

### 17.2.2.23 Short message gateway services

This operation package includes the operations required for short message service gateway procedures between MSC and HLR.

```

ShortMsgGatewayPackage-v3 ::= OPERATION-PACKAGE
  -- Supplier is HLR if Consumer is GMSC
  CONSUMER INVOKES {
    sendRoutingInfoForSM,
    reportSM-DeliveryStatus}
  SUPPLIER INVOKES {
    informServiceCentre}

```

The v2-equivalent package can be determined according to the rules described in subclause 17.2.1

The v1-equivalent package is defined as follows:

```

ShortMsgGatewayPackage-v1 ::= OPERATION-PACKAGE
  -- Supplier is HLR if Consumer is GMSC
  CONSUMER INVOKES {
    sendRoutingInfoForSM
    reportSMDeliveryStatus}

```

### 17.2.2.24 MT Short message relay services

This operation package includes the operations required for short message relay service procedures between GMSC and MSC or between GMSC and SGSN.

```

MTShortMsgRelayPackage-v3 ::= OPERATION-PACKAGE
  -- Supplier is MSC or SGSN if Consumer is GMSC
  CONSUMER INVOKES {
    MT-forwardSM}

```

The v2-equivalent package is: **ShortMsgRelayPackage-v2**

### 17.2.2.25 Void

### 17.2.2.26 Message waiting data management

This operation package includes the operations required for short message waiting data procedures between HLR and VLR, between HLR and SGSN.

```

MwdMngtPackage-v3 ::= OPERATION-PACKAGE
  -- Supplier is HLR if Consumer is SGSN
  -- Supplier is HLR if Consumer is VLR
  CONSUMER INVOKES {
    readyForSM}

```

The v2-equivalent package can be determined according to the rules described in subclause 17.2.1.

The v1-equivalent package is defined as follows:

```

MwdMngtPackage-v1 ::= OPERATION-PACKAGE
  -- Supplier is HLR if Consumer is VLR
  CONSUMER INVOKES {
    noteSubscriberPresent}

```

### 17.2.2.27 Alerting

This operation package includes the operations required for alerting between HLR and IWMSC.

```

AlertingPackage-v2 ::= OPERATION-PACKAGE
  -- Supplier is IWMSC if Consumer is HLR
  CONSUMER INVOKES {
    alertServiceCentre}

```

The v1-equivalent package is defined as follows.

```

AlertingPackage-v1 ::= OPERATION-PACKAGE
  -- Supplier is IWMSC if Consumer is HLR
  CONSUMER INVOKES {
    alertServiceCentreWithoutResult}

```

### 17.2.2.28 Data restoration

This operation package includes the operations required for VLR data restoration between HLR and VLR.

```

DataRestorationPackage-v3 ::= OPERATION-PACKAGE
  -- Supplier is HLR if Consumer is VLR
  CONSUMER INVOKES {
    restoreData}

```

The v2-equivalent package can be determined according to the rules described in subclause 17.2.1.

The v1-equivalent package is: **InfoRetrievalPackage-v1**

### 17.2.2.29 Purging

This operation package includes the operations required for purging between HLR and VLR or between HLR and SGSN.

```
PurgingPackage-v3 ::= OPERATION-PACKAGE
-- Supplier is HLR if Consumer is VLR
-- Supplier is HLR if Consumer is SGSN
CONSUMER INVOKES {
    purgeMS}
```

The v2-equivalent package can be determined according to the rules described in subclause 17.2.1.

### 17.2.2.30 Subscriber information enquiry

This operation package includes the operations required for subscriber information enquiry procedures between HLR and VLR.

```
SubscriberInformationEnquiryPackage-v3 ::= OPERATION-PACKAGE
-- Supplier is VLR if Consumer is HLR
CONSUMER INVOKES {
    provideSubscriberInfo}
```

This package is v3 only.

### 17.2.2.31 Any time information enquiry

This operation package includes the operations required for any time information enquiry procedures between gsmSCF and HLR.

```
AnyTimeInformationEnquiryPackage-v3 ::= OPERATION-PACKAGE
-- Supplier is HLR if Consumer is gsmSCF
CONSUMER INVOKES {
    anyTimeInterrogation}
```

This package is v3 only.

### 17.2.2.32 Group Call Control

This operation package includes the operations required for group call and broadcast call procedures between MSCs.

```
GroupCallControlPackage-v3 ::= OPERATION-PACKAGE
-- Supplier is relay MSC if Consumer is anchor MSC
CONSUMER INVOKES {
    prepareGroupCall,
    forwardGroupCallSignalling}
SUPPLIER INVOKES {
    sendGroupCallEndSignal,
    processGroupCallSignalling}
```

This package is v3 only.

### 17.2.2.33 Provide SIWFS number

This operation package includes the operations required between VMSC and SIWF for requesting resources from an SIWF.

```
ProvideSIWFSNumberPackage-v3 ::= OPERATION-PACKAGE
-- Supplier is SIWF if Consumer is VMSC
CONSUMER INVOKES {
    provideSIWFSNumber}
```

This package is v3 only.

### 17.2.2.34 SIWFS Signalling Modify

This operation package includes the operations required for the modification of the resources in an SIWF between the VMSC and SIWF.

```
SIWFSSignallingModifyPackage-v3 ::= OPERATION-PACKAGE
-- Supplier is SIWF if Consumer is VMSC
CONSUMER INVOKES {
    siWFSSignallingModify}
```

This package is v3 only.

### 17.2.2.35 Gprs location updating

This operation package includes the operations required for the gprs location management procedures between HLR and SGSN.

```
GprsLocationUpdatingPackage-v3 ::= OPERATION-PACKAGE
-- Supplier is HLR if Consumer is SGSN
CONSUMER INVOKES {
    updateGprsLocation}
```

This package is v3 only.

### 17.2.2.36 Gprs Interrogation

This operation package includes the operations required for interrogation procedures between HLR and GGSN.

```
GprsInterrogationPackage-v3 ::= OPERATION-PACKAGE
-- Supplier is HLR if Consumer is GGSN
CONSUMER INVOKES {
    sendRoutingInfoForGprs}
```

This package is v3 only.

### 17.2.2.37 Failure reporting

This operation package includes the operations required for failure reporting between HLR and GGSN.

```
FailureReportingPackage-v3 ::= OPERATION-PACKAGE
-- Supplier is HLR if Consumer is GGSN
CONSUMER INVOKES {
    failureReport}
```

This package is v3 only.

### 17.2.2.38 GPRS notifying

This operation package includes the operations required for notifying that GPRS subscriber is present between HLR and GGSN.

```
GprsNotifyingPackage-v3 ::= OPERATION-PACKAGE
-- Supplier is GGSN if Consumer is HLR
CONSUMER INVOKES {
    noteMsPresentForGprs}
```

This package is v3 only.

### 17.2.2.39 Supplementary Service invocation notification

This operation package includes the operations required for Supplementary Service invocation notification procedures between MSC and gsmSCF.

```

SS-InvocationNotificationPackage-v3 ::= OPERATION-PACKAGE
  -- Supplier is gsmSCF if Consumer is MSC
  CONSUMER INVOKES {
    ss-InvocationNotification}

```

This package is v3 only.

### 17.2.2.40 Set Reporting State

This operation package includes the operation required for procedures between HLR and VLR to set the reporting state.

```

SetReportingStatePackage-v3 ::= OPERATION-PACKAGE
  -- Supplier is VLR if Consumer is HLR
  CONSUMER INVOKES {
    setReportingState}

```

This package is v3 only.

### 17.2.2.41 Status Report

This operation package includes the operation required for procedures between VLR and HLR to report call results and events.

```

StatusReportPackage-v3 ::= OPERATION-PACKAGE
  -- Supplier is HLR if Consumer is VLR
  CONSUMER INVOKES {
    statusReport}

```

This package is v3 only.

### 17.2.2.42 Remote User Free

This operation package includes the operation required by the HLR to indicate to the VLR that the remote user is free.

```

RemoteUserFreePackage-v3 ::= OPERATION-PACKAGE
  -- Supplier is VLR if Consumer is HLR
  CONSUMER INVOKES {
    remoteUserFree}

```

This package is v3 only.

### 17.2.2.43 Call Completion

This operation package includes the operations required for procedures between VLR and HLR for subscriber control of call completion services.

```

CallCompletionPackage-v3 ::= OPERATION-PACKAGE
  -- Supplier is HLR if Consumer is VLR
  CONSUMER INVOKES {
    registerCC-Entry,
    eraseCC-Entry}

```

This package is v3 only.

### 17.2.2.44 Location service gateway services

This operation package includes the operations required for location service gateway procedures between GMLC and HLR.



```

LocationSvcGatewayPackage-v3 ::= OPERATION-PACKAGE
  -- Supplier is HLR if Consumer is GMLC
  CONSUMER INVOKES {
    sendRoutingInfoForLCS}

```

This package is v3 only.

### 17.2.2.45 Location service enquiry

This operation package includes the operations required for the location service enquiry procedures between GMLC and MSC.

```

LocationSvcEnquiryPackage-v3 ::= OPERATION-PACKAGE
  -- Supplier is MSC if Consumer is GMLC
  CONSUMER INVOKES {
    provideSubscriberLocation}
  SUPPLIER INVOKES {
    subscriberLocationReport}

```

This package is v3 only.

### 17.2.2.46 Void

### 17.2.2.47 Void

### 17.2.2.48 Void

## 17.3 Application contexts

### 17.3.1 General aspects

An application-context is assigned for each dialogue established by a MAP-user. In the present document each application-context is assigned a name which is supplied in the MAP-OPEN Req primitive by the MAP-User and transmitted to the peer under certain circumstances.

The following ASN.1 MACRO is used to describe the main aspects of application-contexts in the following subclasses:

```

APPLICATION-CONTEXT MACRO ::=
BEGIN
TYPE NOTATION ::= Symmetric | InitiatorConsumerOf
ResponderConsumerOf | empty
VALUE NOTATION ::= value(VALUE OBJECT IDENTIFIER)
Symmetric ::= "OPERATIONS OF" "{" PackageList "}"
InitiatorConsumerOf ::= "INITIATOR CONSUMER OF" "{" PackageList "}"
ResponderConsumerOf ::= "RESPONDER CONSUMER OF" "{" PackageList "}"
| empty
PackageList ::= Package | PackageList "," Package
Package ::= value(OPERATION-PACKAGE)
| type -- shall reference a package type
END

```

The following definitions are used throughout this subclass:

- v1-application-context: An application-context which contains only v1-packages and uses only TC v1 facilities;
- v1 context set: the set of v1-application-contexts defined in the present document.
- vn-application-context (n>=2): An application-context which contains only vn-packages;

The names of v1-application-contexts are suffixed by "-v1" while other names are suffixed by "-vn" where  $n \geq 2$ .

Application-contexts which do not belong to the v1 context set use v2 TC facilities.

The last component of each application-context-name (i.e. the last component of the object identifier value) assigned to an application-context which belongs to the v1 context set indicates explicitly "version1".

For each application-context which does not belong to the "v1 context set" there is a v1-equivalent application context. This is a v1-application-context which includes the v1-equivalents of the packages included in the original context.

Each application-context uses the abstract-syntax associated with the operation-packages it includes and uses the transfer-syntax derived from it by applying the encoding rules defined in subclause 17.1.1.

ACs which do not belong to the v1 context set require the support of the abstract-syntax identified by the object identifier value: MAP-DialogueInformation.map-Dialogue-AS defined in subclause 17.4.

## 17.3.2 Application context definitions

### 17.3.2.1 Void

### 17.3.2.2 Location Updating

This application context is used between HLR and VLR for location updating procedures.

```
networkLocUpContext-v3 APPLICATION-CONTEXT
-- Responder is HLR if Initiator is VLR
INITIATOR CONSUMER OF {
    LocationUpdatingPackage-v3,
    DataRestorationPackage-v3}
RESPONDER CONSUMER OF {
    SubscriberDataMngtPackage-v3
    TracingPackage-v3}
 ::= {map-ac networkLocUp(1) version3(3)}
```

The following application-context-name is assigned to the v2-equivalent application-context:

```
{map-ac networkLocUp(1) version2(2)}
```

The following application-context-name is assigned to the v1-equivalent application-context:

```
{map-ac networkLocUp(1) version1(1)}
```

### 17.3.2.3 Location Cancellation

This application context is used between HLR and VLR or between HLR and SGSN for location cancellation procedures. For the HLR - SGSN interface only version 3 of this application context is applicable.

```
locationCancellationContext-v3 APPLICATION-CONTEXT
-- Responder is VLR or SGSN if Initiator is HLR
INITIATOR CONSUMER OF {
    LocationCancellationPackage-v3}
 ::= {map-ac locationCancel(2) version3(3)}
```

The following application-context-name is assigned to the v2-equivalent application-context:

```
map-ac locationCancel(2) version2(2)
```

The following application-context-name is assigned to the v1-equivalent application-context:

```
map-ac locationCancel(2) version1(1)
```

### 17.3.2.4 Roaming number enquiry

This application context is used between HLR and VLR for roaming number enquiry procedures.

```

roamingNumberEnquiryContext-v3 APPLICATION-CONTEXT
  -- Responder is VLR if Initiator is HLR
  INITIATOR CONSUMER OF {
    RoamingNumberEnquiryPackage-v3}
  ::= {map-ac roamingNbEnquiry(3) version3(3)}

```

The following application-context-name is assigned to the v2-equivalent application-context:

```
{map-ac roamingNbEnquiry(3) version2(2)}
```

The following application-context-name is assigned to the v1-equivalent application-context:

```
{map-ac roamingNbEnquiry(3) version1(1)}
```

### 17.3.2.5 Void

### 17.3.2.6 Location Information Retrieval

This application context is used between GMSC and HLR or between GMSC and NPLR when retrieving location information. For the GMSC - NPLR interface version 1, version 2 and version 3 of this application context are applicable.

```

locationInfoRetrievalContext-v3 APPLICATION-CONTEXT
  -- Responder is HLR or NPLR if Initiator is GMSC
  INITIATOR CONSUMER OF {
    InterrogationPackage-v3}
  ::= {map-ac locInfoRetrieval(5) version3(3)}

```

The following application-context-name is assigned to the v2-equivalent application-context:

```
{map-ac locInfoRetrieval(5) version2(2)}
```

The following application-context-name is assigned to the v1-equivalent application-context:

```
{map-ac locInfoRetrieval(5) version1(1)}
```

### 17.3.2.7 Call control transfer

This application context is used for the call control transfer procedure between the VMSC and the GMSC.

```

callControlTransferContext-v4 APPLICATION-CONTEXT
  -- Responder is GMSC if Initiator is VMSC
  INITIATOR CONSUMER OF {
    CallControlTransferPackage-v4}
  ::= {map-ac callControlTransfer(6) version4(4)}

```

The following application-context-name is assigned to the v3-equivalent application-context:

```
{map-ac callControlTransfer(6) version3(3)}
```

### 17.3.2.8 - 17.3.2.10 Void

### 17.3.2.11 Location registers restart

This application context is used between HLR and VLR or between HLR and SGSN for location register restart procedures. For the HLR - SGSN interface version 1 and version 2 of this application context are applicable.

```

resetContext-v2 APPLICATION-CONTEXT
  -- Responder is VLR or SGSN if Initiator is HLR
  INITIATOR CONSUMER OF {
    ResetPackage-v2}
  ::= {map-ac reset(10) version2(2)}

```

The following application-context-name is assigned to the v1-equivalent application-context:

```
{map-ac reset(10) version1(1)}
```

### 17.3.2.12 Handover control

This application context is used for handover procedures between MSCs.

```
handoverControlContext-v2 APPLICATION-CONTEXT
-- Responder is MSCB if Initiator is MSCA
INITIATOR CONSUMER OF {
    HandoverControlPackage-v2}
 ::= {map-ac handoverControl(11) version2(2)}
```

The following application-context-name is assigned to the v1-equivalent application-context:

```
{map-ac handoverControl(11) version1(1)}
```

### 17.3.2.13 IMSI Retrieval

This application context is used for IMSI retrieval between HLR and VLR.

```
imsiRetrievalContext-v2 APPLICATION-CONTEXT
-- Responder is HLR if Initiator is VLR
INITIATOR CONSUMER OF {
    IMSIRetrievalPackage-v2}
 ::= {map-ac imsiRetrieval(26) version2(2)}
```

This application-context is v2 only.

### 17.3.2.14 Equipment Management

This application context is used for equipment checking between MSC and EIR or between SGSN and EIR. For the SGSN - EIR interface version 1 and version 2 of this application context are applicable:

```
equipmentMngtContext-v2 APPLICATION-CONTEXT
-- Responder is EIR if Initiator is MSC
-- Responder is EIR if Initiator is SGSN
INITIATOR CONSUMER OF {
    EquipmentMngtPackage-v2}
 ::= {map-ac equipmentMngt(13) version2(2)}
```

The following application-context-name is assigned to the v1-equivalent application-context:

```
{map-ac equipmentMngt(13) version1(1)}
```

### 17.3.2.15 Information retrieval

This application context is used for authentication information retrieval between HLR and VLR or between HLR and SGSN. For the HLR - SGSN interface version 1 and version 2 of this application context are applicable.

```
infoRetrievalContext-v2 APPLICATION-CONTEXT
-- Responder is HLR if Initiator is VLR
-- Responder is HLR if Initiator is SGSN
INITIATOR CONSUMER OF {
    InfoRetrievalPackage-v2}
 ::= {map-ac infoRetrieval(14) version2(2)}
```

The following application-context-name is assigned to the v1-equivalent application-context:

```
-- Responder is HLR if Initiator is VLR
{map-ac infoRetrieval(14) version1(1)}
```

### 17.3.2.16 Inter-VLR information retrieval

This application context is used for information retrieval between VLRs.

```
interVlrInfoRetrievalContext-v2 APPLICATION-CONTEXT
-- Responder is VLR if Initiator is VLR
INITIATOR CONSUMER OF {
    InterVlrInfoRetrievalPackage-v2}
 ::= {map-ac interVlrInfoRetrieval(15) version2(2)}
```

The v1-equivalent application-context is:

```
-- Responder is VLR if Initiator is VLR
{map-ac infoRetrieval(14) version1(1)}
```

### 17.3.2.17 Stand Alone Subscriber Data Management

This application context is used for stand alone subscriber data management between HLR and VLR or between HLR and SGSN. For the HLR - SGSN interface only version 3 of this application context is applicable:

```
subscriberDataMngtContext-v3 APPLICATION-CONTEXT
-- Responder is VLR or SGSN if Initiator is HLR
INITIATOR CONSUMER OF {
    SubscriberDataMngtStandAlonePackage-v3}
 ::= {map-ac subscriberDataMngt(16) version3(3)}
```

The following application-context-name is assigned to the v2-equivalent application-context:

```
{map-ac subscriberDataMngt(16) version2(2)}
```

The following application-context-name is assigned to the v1-equivalent application-context:

```
{map-ac subscriberDataMngt(16) version1(1)}
```

### 17.3.2.18 Tracing

This application context is used between HLR and VLR or between HLR and SGSN for stand alone tracing control procedures: For the HLR - SGSN interface version 1, version 2 and version 3 of this application context are applicable.

```
tracingContext-v3 APPLICATION-CONTEXT
-- Responder is VLR or SGSN if Initiator is HLR
INITIATOR CONSUMER OF {
    TracingStandAlonePackage-v3}
 ::= {map-ac tracing(17) version3(3)}
```

The following application-context-name is assigned to the v2-equivalent application-context:

```
{map-ac tracing(17) version2(2)}
```

The following application-context-name is assigned to the v1-equivalent application-context:

```
{map-ac tracing(17) version1(1)}
```

### 17.3.2.19 Network functional SS handling

This application context is used for functional-like SS handling procedures between VLR and HLR.

```
networkFunctionalSsContext-v2 APPLICATION-CONTEXT
-- Responder is HLR, Initiator is VLR
INITIATOR CONSUMER OF {
    FunctionalSsPackage-v2}
 ::= {map-ac networkFunctionalSs(18) version2(2)}
```

The v1-equivalent application-context is defined as follows:

```
networkFunctionalSsContext-v1 APPLICATION-CONTEXT
-- Responder is HLR, Initiator is VLR
INITIATOR CONSUMER OF {
    FunctionalSsPackage-v1,
    UnstructuredSsPackage-v1,
    BindingPackage-v1}
 ::= {map-ac networkFunctionalSs(18) version1(1)}
```

### 17.3.2.20 Network unstructured SS handling

This application context is used for handling stimuli-like procedures between HLR and VLR, and between the HLR and gsmSCF.

```
networkUnstructuredSsContext-v2 APPLICATION-CONTEXT
-- Responder is HLR, Initiator is VLR
-- Responder is VLR, Initiator is HLR
-- Responder is gsmSCF, Initiator is HLR
-- Responder is HLR, Initiator is gsmSCF
OPERATIONS OF {
    UnstructuredSsPackage-v2}
 ::= {map-ac networkUnstructuredSs(19) version2(2)}
```

The following application-context-name is assigned to the v1-equivalent application-context:

```
{map-ac networkFunctionalSs(18) version1(1)}
```

### 17.3.2.21 Short Message Gateway

This application context is used for short message gateway procedures.

```
shortMsgGatewayContext-v3 APPLICATION-CONTEXT
-- Responder is HLR if Initiator is GMSC
INITIATOR CONSUMER OF {
    ShortMsgGatewayPackage-v3}
 ::= {map-ac shortMsgGateway(20) version3(3)}
```

The following application-context-name is assigned to the v2-equivalent application-context:

```
{map-ac shortMsgGateway(20) version2(2)}
```

The following application-context-name is assigned to the v1-equivalent application-context:

```
{map-ac shortMsgGateway(20) version1(1)}
```

### 17.3.2.22 Mobile originating Short Message Relay

This application context is used between MSC and IWMSC or between SGSN and IWMSC for mobile originating short message relay procedures. For the SGSN - IWMSC interface version 1, version 2 and version 3 of this application context are applicable.

```
shortMsgMO-RelayContext-v3 APPLICATION-CONTEXT
-- Responder is IWMSC if Initiator is MSC
-- Responder is IWMSC if Initiator is SGSN
INITIATOR CONSUMER OF {
    MOShortMsgRelayPackage-v3}
 ::= {map-ac shortMsgMO-Relay(21) version3(3)}
```

The following application-context-name is assigned to the v2-equivalent application-context:

```
{map-ac shortMsgMO-Relay(21) version2(2)}
```

The following application-context-name is assigned to the v1-equivalent application-context:

```
{map-ac shortMsg-Relay(21) version1(1)}
```

### 17.3.2.23 Void

### 17.3.2.24 Short message alert

This application context is used for short message alerting procedures.

```
shortMsgAlertContext-v2 APPLICATION-CONTEXT
-- Responder is IWMSC if Initiator is HLR
INITIATOR CONSUMER OF {
    AlertingPackage-v2}
 ::= {map-ac shortMsgAlert(23) version2(2)}
```

The following application-context-name is symbolically assigned to the v1-equivalent application-context:

```
{map-ac shortMsgAlert(23) version1(1)}
```

### 17.3.2.25 Short message waiting data management

This application context is used between VLR and HLR or between SGSN and HLR for short message waiting data management procedures. For the SGSN - HLR interface only version 3 of this application context is applicable.

```
mwdMngtContext-v3 APPLICATION-CONTEXT
-- Responder is HLR if Initiator is SGSN
-- Responder is HLR if Initiator is VLR
INITIATOR CONSUMER OF {
    MwdMngtPackage-v3}
 ::= {map-ac mwdMngt(24) version3(3)}
```

The following application-context-name is assigned to the v2-equivalent application-context:

```
{map-ac mwdMngt(24) version2(2)}
```

The following application-context-name is assigned to the v1-equivalent application-context:

```
{map-ac mwdMngt(24) version1(1)}
```

### 17.3.2.26 Mobile terminating Short Message Relay

This application context is used between GMSC and MSC or between GMSC and SGSN for mobile terminating short message relay procedures. For the GMSC - SGSN interface version 2 and version 3 of this application context and the equivalent version 1 application context are applicable.

```
shortMsgMT-RelayContext-v3 APPLICATION-CONTEXT
-- Responder is MSC or SGSN if Initiator is GMSC
INITIATOR CONSUMER OF {
    MTShortMsgRelayPackage-v3}
 ::= {map-ac shortMsgMT-Relay(25) version3(3)}
```

The following application-context-name is assigned to the v2-equivalent application-context:

```
{map-ac shortMsgMT-Relay(25) version2(2)}
```

The following application-context-name is assigned to the v1-equivalent application-context:

```
{map-ac shortMsgMO-Relay(21) version1(1)}
```

### 17.3.2.27 MS purging

This application context is used between HLR and VLR or between HLR and SGSN for MS purging procedures. For the SGSN - HLR interface only version 3 of this application context is applicable.

```
msPurgingContext-v3 APPLICATION-CONTEXT
-- Responder is HLR if Initiator is VLR
-- Responder is HLR if Initiator is SGSN
INITIATOR CONSUMER OF {
    purgingPackage-v3
}
 ::= {map-ac msPurging(27) version3(3)}
```

The following application-context-name is assigned to the v2-equivalent application-context:

```
{map-ac msPurging(27) version2(2)}
```

### 17.3.2.28 Subscriber information enquiry

This application context is used between HLR and VLR for subscriber information enquiry procedures.

```
subscriberInfoEnquiryContext-v3 APPLICATION-CONTEXT
-- Responder is VLR if Initiator is HLR
INITIATOR CONSUMER OF {
    SubscriberInformationEnquiryPackage-v3
}
 ::= {map-ac subscriberInfoEnquiry(28) version3(3)}
```

This application-context is v3 only.

### 17.3.2.29 Any time information enquiry

This application context is used between gsmSCF and HLR for any time information enquiry procedures.

```
anyTimeInfoEnquiryContext-v3 APPLICATION-CONTEXT
-- Responder is HLR if Initiator is gsmSCF
INITIATOR CONSUMER OF {
    AnyTimeInformationEnquiryPackage-v3
}
 ::= {map-ac anyTimeInfoEnquiry(29) version3(3)}
```

This application-context is v3 only.

### 17.3.2.30 Group Call Control

This application context is used between anchor MSC and relay MSC for group call and broadcast call procedures.

```
groupCallControlContext-v3 APPLICATION-CONTEXT
-- Responder is relay MSC if Initiator is anchor MSC
INITIATOR CONSUMER OF {
    GroupCallControlPackage-v3
}
 ::= {map-ac groupCallControl(31) version3(3)}
```

This application-context is v3 only.

### 17.3.2.31 Provide SIWFS Number

This application context is used for activation or modification of SIWF resources.

```
sIWFSAllocationContext-v3 APPLICATION-CONTEXT
-- Responder is SIWF if Initiator is VMSC
INITIATOR CONSUMER OF {
    ProvideSIWFSNumberPackage-v3,
    SIWFSSignallingModifyPackage-v3
}
 ::= {map-ac sIWFSAllocation(12) version3(3)}
```

This application-context is v3 only.



### 17.3.2.32 Gprs Location Updating

This application context is used between HLR and SGSN for gprs location updating procedures.

```

gprsLocationUpdateContext-v3 APPLICATION-CONTEXT
  -- Responder is HLR if Initiator is SGSN
  INITIATOR CONSUMER OF {
    GprsLocationUpdatingPackage-v3}
  RESPONDER CONSUMER OF {
    SubscriberDataMngtPackage-v3
    TracingPackage-v3}
  ::= {map-ac gprsLocationUpdate(32) version3(3)}

```

This application-context is v3 only.

### 17.3.2.33 Gprs Location Information Retrieval

This application context is used between HLR and GGSN when retrieving gprs location information.

```

gprsLocationInfoRetrievalContext-v3 APPLICATION-CONTEXT
  -- Responder is HLR if Initiator is GGSN
  INITIATOR CONSUMER OF {
    GprsInterrogationPackage-v3}
  ::= {map-ac gprsLocationInfoRetrieval(33) version3(3)}

```

This application-context is v3 only.

### 17.3.2.34 Failure Reporting

This application context is used between HLR and GGSN to inform that network requested PDP-context activation has failed.

```

failureReportContext-v3 APPLICATION-CONTEXT
  -- Responder is HLR if Initiator is GGSN
  INITIATOR CONSUMER OF {
    FailureReportingPackage-v3}
  ::= {map-ac failureReport(34) version3(3)}

```

This application-context is v3 only.

### 17.3.2.35 GPRS Notifying

This application context is used between HLR and GGSN for notifying that GPRS subscriber is present again.

```

gprsNotifyContext-v3 APPLICATION-CONTEXT
  -- Responder is GGSN if Initiator is HLR
  INITIATOR CONSUMER OF {
    GprsNotifyingPackage-v3}
  ::= {map-ac gprsNotify(35) version3(3)}

```

This application-context is v3 only.

### 17.3.2.36 Supplementary Service invocation notification

This application context is used between MSC and gsmSCF for Supplementary Service invocation notification procedures.

```

ss-InvocationNotificationContext-v3 APPLICATION-CONTEXT
  -- Responder is gsmSCF, Initiator is MSC
  INITIATOR CONSUMER OF {
    SS-InvocationNotificationPackage-v3}
  ::= {map-ac ss-InvocationNotification(36) version3(3)}

```

This application-context is v3 only.

### 17.3.2.37 Reporting

This application context is used between HLR and VLR for reporting procedures.

```
reportingContext-v3 APPLICATION-CONTEXT
-- Responder is VLR if Initiator is HLR
-- Responder is HLR if Initiator is VLR
INITIATOR CONSUMER OF {
    SetReportingStatePackage-v3,
    StatusReportPackage-v3,
    RemoteUserFreePackage-v3}
RESPONDER CONSUMER OF {
    SetReportingStatePackage-v3,
    StatusReportPackage-v3}
 ::= {map-ac reporting(7) version3(3)}
```

This application-context is v3 only.

### 17.3.2.38 Call Completion

This application context is used between VLR and the HLR for subscriber control of call completion services.

```
callCompletionContext-v3 APPLICATION-CONTEXT
-- Responder is HLR if Initiator is VLR
INITIATOR CONSUMER OF {
    CallCompletionPackage-v3}
 ::= {map-ac callCompletion(8) version3(3)}
```

This application-context is v3 only.

### 17.3.2.39 Location Service Gateway

This application context is used for location service gateway procedures.

```
locationSvcGatewayContext-v3 APPLICATION-CONTEXT
-- Responder is HLR if Initiator is GMLC
INITIATOR CONSUMER OF {
    locationSvcGatewayPackage-v3}
 ::= {map-ac locationSvcGateway(37) version3(3)}
```

### 17.3.2.40 Location Service Enquiry

This application context is used for location service enquiry procedures.

```
locationSvcEnquiryContext-v3 APPLICATION-CONTEXT
-- Responder is MSC if Initiator is GMLC
INITIATOR CONSUMER OF {
    locationSvcEnquiryPackage-v3}
 ::= {map-ac locationScvEnquiry(38) version3 (3)}
```

### 17.3.2.41 Void

### 17.3.2.42 Void

### 17.3.2.43 Void

## 17.3.3 ASN.1 Module for application-context-names

The following ASN.1 module summarizes the application-context-name assigned to MAP application-contexts.

```
1 MAP-ApplicationContexts {
2   ccitt identified-organization (4) etsi (0) mobileDomain (0)
3   gsm-Network (1) modules (3) map-ApplicationContexts (2) version5 (5)}
4
5 DEFINITIONS
6
```

```

7 ::=
8
9 BEGIN
10
11
12 -- EXPORTS everything
13
14
15 IMPORTS
16     gsm-NetworkId,
17     ac-Id
18 FROM MobileDomainDefinitions {
19     ccitt (0) identified-organization (4) etsi (0) mobileDomain (0)
20     mobileDomainDefinitions (0) version1 (1)}
21 ;
22
23 -- application-context-names
24
25 map-ac OBJECT IDENTIFIER ::= {gsm-NetworkId ac-Id}
26
27 networkLocUpContext-v3 OBJECT IDENTIFIER ::=
28     {map-ac networkLocUp(1) version3(3)}
29
30 locationCancellationContext-v3 OBJECT IDENTIFIER ::=
31     {map-ac locationCancel(2) version3(3)}
32
33 roamingNumberEnquiryContext-v3 OBJECT IDENTIFIER ::=
34     {map-ac roamingNbEnquiry(3) version3(3)}
35
36 locationInfoRetrievalContext-v3 OBJECT IDENTIFIER ::=
37     {map-ac locInfoRetrieval(5) version3(3)}
38
39 resetContext-v2 OBJECT IDENTIFIER ::=
40     {map-ac reset(10) version2(2)}
41
42 handoverControlContext-v2 OBJECT IDENTIFIER ::=
43     {map-ac handoverControl(11) version2(2)}
44
45 equipmentMngtContext-v2 OBJECT IDENTIFIER ::=
46     {map-ac equipmentMngt(13) version2(2)}
47
48 infoRetrievalContext-v2 OBJECT IDENTIFIER ::=
49     {map-ac infoRetrieval(14) version2(2)}
50
51 interVlrInfoRetrievalContext-v2 OBJECT IDENTIFIER ::=
52     {map-ac interVlrInfoRetrieval(15) version2(2)}
53
54 subscriberDataMngtContext-v3 OBJECT IDENTIFIER ::=
55     {map-ac subscriberDataMngt(16) version3(3)}
56
57 tracingContext-v3 OBJECT IDENTIFIER ::=
58     {map-ac tracing(17) version3(3)}
59
60 networkFunctionalSsContext-v2 OBJECT IDENTIFIER ::=
61     {map-ac networkFunctionalSs(18) version2(2)}
62
63 networkUnstructuredSsContext-v2 OBJECT IDENTIFIER ::=
64     {map-ac networkUnstructuredSs(19) version2(2)}
65
66 shortMsgGatewayContext-v3 OBJECT IDENTIFIER ::=
67     {map-ac shortMsgGateway(20) version3(3)}
68
69 shortMsgMO-RelayContext-v3 OBJECT IDENTIFIER ::=
70     {map-ac shortMsgMO-Relay(21) version3(3)}
71
72 shortMsgAlertContext-v2 OBJECT IDENTIFIER ::=
73     {map-ac shortMsgAlert(23) version2(2)}
74
75 mwdMngtContext-v3 OBJECT IDENTIFIER ::=
76     {map-ac mwdMngt(24) version3(3)}
77
78 shortMsgMT-RelayContext-v3 OBJECT IDENTIFIER ::=
79     {map-ac shortMsgMT-Relay(25) version3(3)}
80
81 imsiRetrievalContext-v2 OBJECT IDENTIFIER ::=
82     {map-ac imsiRetrieval(26) version2(2)}

```

83  
84 **msPurgingContext-v3** OBJECT IDENTIFIER ::=  
85 {map-ac msPurging(27) version3(3)}  
86  
87 **subscriberInfoEnquiryContext-v3** OBJECT IDENTIFIER ::=  
88 {map-ac subscriberInfoEnquiry(28) version3(3)}  
89  
90 **anyTimeInfoEnquiryContext-v3** OBJECT IDENTIFIER ::=  
91 {map-ac anyTimeInfoEnquiry(29) version3(3)}  
92  
93 **callControlTransferContext-v4** OBJECT IDENTIFIER ::=  
94 {map-ac callControlTransfer(6) version4(4)}  
95  
96 **ss-InvocationNotificationContext-v3** OBJECT IDENTIFIER ::=  
97 {map-ac ss-InvocationNotification(36) version3(3)}  
98  
99 **sIWFSAllocationContext-v3** OBJECT IDENTIFIER ::=  
100 {map-ac sIWFSAllocation(12) version3(3)}  
101  
102 **groupCallControlContext-v3** OBJECT IDENTIFIER ::=  
103 {map-ac groupCallControl(31) version3(3)}  
104  
105 **gprsLocationUpdateContext-v3** OBJECT IDENTIFIER ::=  
106 {map-ac gprsLocationUpdate(32) version3(3)}  
107  
108 **gprsLocationInfoRetrievalContext-v3** OBJECT IDENTIFIER ::=  
109 {map-ac gprsLocationInfoRetrieval(33) version3(3)}  
110  
111 **failureReportContext-v3** OBJECT IDENTIFIER ::=  
112 {map-ac failureReport(34) version3(3)}  
113  
114 **gprsNotifyContext-v3** OBJECT IDENTIFIER ::=  
115 {map-ac gprsNotify(35) version3(3)}  
116  
117 **reportingContext-v3** OBJECT IDENTIFIER ::=  
118 {map-ac reporting(7) version3(3)}  
119  
120 **callCompletionContext-v3** OBJECT IDENTIFIER ::=  
121 {map-ac callCompletion(8) version3(3)}  
122  
123 **locationSvcGatewayContext-v3** OBJECT IDENTIFIER ::=  
124 {map-ac locationSvcGateway(37) version3(3)}  
125  
126 **locationSvcEnquiryContext-v3** OBJECT IDENTIFIER ::=  
127 {map-ac locationSvcEnquiry(38) version3(3)}  
128  
129  
130 -- The following Object Identifiers are reserved for application-  
131 -- contexts existing in previous versions of the protocol  
132

	Object Identifier		
133	-- AC Name & Version		
134	--		
135	-- networkLocUpContext-v1	map-ac networkLocUp (1)	version1 (1)
136	-- networkLocUpContext-v2	map-ac networkLocUp (1)	version2 (2)
137	-- locationCancellationContext-v1	map-ac locationCancellation (2)	version1 (1)
138	-- locationCancellationContext-v2	map-ac locationCancellation (2)	version2 (2)
139	-- roamingNumberEnquiryContext-v1	map-ac roamingNumberEnquiry (3)	version1 (1)
140	-- roamingNumberEnquiryContext-v2	map-ac roamingNumberEnquiry (3)	version2 (2)
141	-- locationInfoRetrievalContext-v1	map-ac locationInfoRetrieval (5)	version1 (1)
142	-- locationInfoRetrievalContext-v2	map-ac locationInfoRetrieval (5)	version2 (2)
143	-- resetContext-v1	map-ac reset (10)	version1 (1)
144	-- handoverControlContext-v1	map-ac handoverControl (11)	version1 (1)
145	-- equipmentMngtContext-v1	map-ac equipmentMngt (13)	version1 (1)
146	-- infoRetrievalContext-v1	map-ac infoRetrieval (14)	version1 (1)
147	-- subscriberDataMngtContext-v1	map-ac subscriberDataMngt (16)	version1 (1)
148	-- subscriberDataMngtContext-v2	map-ac subscriberDataMngt (16)	version2 (2)
149	-- tracingContext-v1	map-ac tracing (17)	version1 (1)
150	-- tracingContext-v2	map-ac tracing (17)	version2 (2)
151	-- networkFunctionalSsContext-v1	map-ac networkFunctionalSs (18)	version1 (1)
152	-- shortMsgGatewayContext-v1	map-ac shortMsgGateway (20)	version1 (1)
153	-- shortMsgGatewayContext-v2	map-ac shortMsgGateway (20)	version2 (2)
154	-- shortMsgRelayContext-v1	map-ac shortMsgRelay (21)	version1 (1)
155	-- shortMsgAlertContext-v1	map-ac shortMsgAlert (23)	version1 (1)
156	-- mwdMngtContext-v1	map-ac mwdMngt (24)	version1 (1)
157	-- mwdMngtContext-v2	map-ac mwdMngt (24)	version2 (2)
158	-- shortMsgMT-RelayContext-v2	map-ac shortMsgMT-Relay (25)	version2 (2)
159	-- msPurgingContext-v2	map-ac msPurging (27)	version2 (2)
160	-- callControlTransferContext-v3	map-ac callControlTransferContext (6)	version3 (3)
161			
162			
163	END		

## 17.4 MAP Dialogue Information

```

1  MAP-DialogueInformation {
2      ccitt identified-organization (4) etsi (0) mobileDomain (0)
3      gsm-Network (1) modules (3) map-DialogueInformation (3) version5 (5)}
4
5  DEFINITIONS
6
7  IMPLICIT TAGS
8
9  ::=
10
11 BEGIN
12
13 EXPORTS
14     map-DialogueAS,
15     MAP-DialoguePDU
16 ;
17
18 IMPORTS
19     gsm-NetworkId,
20     as-Id
21 FROM MobileDomainDefinitions {
22     ccitt (0) identified-organization (4) etsi (0) mobileDomain (0)
23     mobileDomainDefinitions (0) version1 (1)}
24
25     AddressString
26 FROM MAP-CommonDataTypes {
27     ccitt identified-organization (4) etsi (0) mobileDomain (0)
28     gsm-Network(1) modules (3) map-CommonDataTypes (18) version5 (5)}
29
30     ExtensionContainer
31 FROM MAP-ExtensionDataTypes {
32     ccitt identified-organization (4) etsi (0) mobileDomain (0)
33     gsm-Network (1) modules (3) map-ExtensionDataTypes (21) version5 (5)}
34
35 ;
36
37
38 -- abstract syntax name for MAP-DialoguePDU
39
40 map-DialogueAS OBJECT IDENTIFIER ::=
41     {gsm-NetworkId as-Id map-DialoguePDU (1) version1 (1)}
42

```

43	<b>MAP-DialoguePDU</b> ::= CHOICE {		
44	map-open	[0] MAP-OpenInfo,	
45	map-accept	[1] MAP-AcceptInfo,	
46	map-close	[2] MAP-CloseInfo,	
47	map-refuse	[3] MAP-RefuseInfo,	
48	map-userAbort	[4] MAP-UserAbortInfo,	
49	map-providerAbort	[5] MAP-ProviderAbortInfo}	
50			
51	<b>MAP-OpenInfo</b> ::= SEQUENCE {		
52	destinationReference	[0] AddressString	OPTIONAL,
53	originReference	[1] AddressString	OPTIONAL,
54	...		
55	extensionContainer	ExtensionContainer	OPTIONAL
56	-- extensionContainer must not be used in version 2		
57	}		
58			
59	<b>MAP-AcceptInfo</b> ::= SEQUENCE {		
60	...		
61	extensionContainer	ExtensionContainer	OPTIONAL
62	-- extensionContainer must not be used in version 2		
63	}		
64			
65	<b>MAP-CloseInfo</b> ::= SEQUENCE {		
66	...		
67	extensionContainer	ExtensionContainer	OPTIONAL
68	-- extensionContainer must not be used in version 2		
69	}		
70			
71	<b>MAP-RefuseInfo</b> ::= SEQUENCE {		
72	reason Reason,		
73	...		
74	extensionContainer	ExtensionContainer	OPTIONAL
75	-- extensionContainer must not be used in version 2		
76	}		
77			
78	<b>Reason</b> ::= ENUMERATED {		
79	noReasonGiven (0),		
80	invalidDestinationReference (1),		
81	invalidOriginatingReference (2)}		
82			
83	<b>MAP-UserAbortInfo</b> ::= SEQUENCE {		
84	map-UserAbortChoice	MAP-UserAbortChoice,	
85	...		
86	extensionContainer	ExtensionContainer	OPTIONAL
87	-- extensionContainer must not be used in version 2		
88	}		
89			
90	<b>MAP-UserAbortChoice</b> ::= CHOICE {		
91	userSpecificReason	[0] NULL,	
92	userResourceLimitation	[1] NULL,	
93	resourceUnavailable	[2] ResourceUnavailableReason,	
94	applicationProcedureCancellation	[3] ProcedureCancellationReason}	
95			
96	<b>ResourceUnavailableReason</b> ::= ENUMERATED {		
97	shortTermResourceLimitation (0),		
98	longTermResourceLimitation (1)}		
99			
100	<b>ProcedureCancellationReason</b> ::= ENUMERATED {		
101	handoverCancellation (0),		
102	radioChannelRelease (1),		
103	networkPathRelease (2),		
104	callRelease (3),		
105	associatedProcedureFailure (4),		
106	tandemDialogueRelease (5),		
107	remoteOperationsFailure (6)}		
108			
109	<b>MAP-ProviderAbortInfo</b> ::= SEQUENCE {		
110	map-ProviderAbortReason	MAP-ProviderAbortReason,	
111	...		
112	extensionContainer	ExtensionContainer	OPTIONAL
113	-- extensionContainer must not be used in version 2		
114	}		
115			
116	<b>MAP-ProviderAbortReason</b> ::= ENUMERATED {		
117	abnormalDialogue (0),		
118	invalidPDU (1)}		
119			

120 END

## 17.5 MAP operation and error codes

```

1  MAP-Protocol {
2      ccitt identified-organization (4) etsi (0) mobileDomain (0)
3      gsm-Network (1) modules (3) map-Protocol (4) version5 (5)}
4
5  DEFINITIONS
6
7  ::=
8
9  BEGIN
10
11  IMPORTS
12      UpdateLocation,
13      CancelLocation,
14      PurgeMS,
15      SendIdentification,
16      UpdateGprsLocation,
17      PrepareHandover,
18      SendEndSignal,
19      ProcessAccessSignalling,
20      ForwardAccessSignalling,
21      PrepareSubsequentHandover,
22      SendAuthenticationInfo,
23      CheckIMEI,
24      InsertSubscriberData,
25      DeleteSubscriberData,
26      Reset,
27      ForwardCheckSS-Indication,
28      RestoreData,
29      ProvideSubscriberInfo,
30      AnyTimeInterrogation,
31      SendRoutingInfoForGprs,
32      FailureReport,
33      NoteMsPresentForGprs
34
35
36  FROM MAP-MobileServiceOperations {
37      ccitt identified-organization (4) etsi (0) mobileDomain (0)
38      gsm-Network (1) modules (3) map-MobileServiceOperations (5)
39      version5 (5)}
40
41      ActivateTraceMode,
42      DeactivateTraceMode,
43      SendIMSI
44  FROM MAP-OperationAndMaintenanceOperations {
45      ccitt identified-organization (4) etsi (0) mobileDomain (0)
46      gsm-Network (1) modules (3) map-OperationAndMaintenanceOperations (6)
47      version5 (5)}
48
49      SendRoutingInfo,
50      ProvideRoamingNumber,
51      ResumeCallHandling,
52      ProvideSIWFSSNumber,
53      SIWFSSignallingModify,
54      SetReportingState,
55      StatusReport,
56      RemoteUserFree
57  FROM MAP-CallHandlingOperations {
58      ccitt identified-organization (4) etsi (0) mobileDomain (0)
59      gsm-Network (1) modules (3) map-CallHandlingOperations (7)
60      version5 (5)}
61
62      RegisterSS,
63      EraseSS,
64      ActivateSS,
65      DeactivateSS,
66      InterrogateSS,
67      ProcessUnstructuredSS-Request,
68      UnstructuredSS-Request,
69      UnstructuredSS-Notify,
70      RegisterPassword,
71      GetPassword,
72      SS-InvocationNotification,
73      RegisterCC-Entry,
74      EraseCC-Entry

```

```
75 FROM MAP-SupplementaryServiceOperations {
76   ccitt identified-organization (4) etsi (0) mobileDomain (0)
77   gsm-Network (1) modules (3) map-SupplementaryServiceOperations (8)
78   version5 (5)}
79
80   SendRoutingInfoForSM,
81   MO-ForwardSM,
82   MT-ForwardSM,
83   ReportSM-DeliveryStatus,
84   AlertServiceCentre,
85   InformServiceCentre,
86   ReadyForSM
87 FROM MAP-ShortMessageServiceOperations {
88   ccitt identified-organization (4) etsi (0) mobileDomain (0)
89   gsm-Network (1) modules (3) map-ShortMessageServiceOperations (9)
90   version5 (5)}
91
92   PrepareGroupCall,
93   ProcessGroupCallSignalling,
94   ForwardGroupCallSignalling,
95   SendGroupCallEndSignal
96 FROM MAP-Group-Call-Operations {
97   ccitt identified-organization (4) etsi (0) mobileDomain (0)
98   gsm-Network (1) modules (3) map-Group-Call-Operations (22)
99   version5 (5)}
100
101   ProvideSubscriberLocation,
102   SendRoutingInfoForLCS,
103   SubscriberLocationReport
104 FROM MAP-LocationServiceOperations {
105   ccitt identified-organization (4) etsi (0) mobileDomain (0)
106   gsm-Network (1) modules (3) map-LocationServiceOperations (24)
107   version5 (5)}
108
109   SystemFailure,
110   DataMissing,
111   UnexpectedDataValue,
112   FacilityNotSupported,
113   UnknownSubscriber,
114   NumberChanged,
115   UnknownMSC,
116   UnidentifiedSubscriber,
117   UnknownEquipment,
118   RoamingNotAllowed,
119   IllegalSubscriber,
120   IllegalEquipment,
121   BearerServiceNotProvisioned,
122   TeleserviceNotProvisioned,
123   NoHandoverNumberAvailable,
124   SubsequentHandoverFailure,
125   TracingBufferFull,
126   OR-NotAllowed,
127   NoRoamingNumberAvailable,
128   AbsentSubscriber,
129   BusySubscriber,
130   NoSubscriberReply,
131   CallBarred,
132   ForwardingViolation,
133   ForwardingFailed,
134   CUG-Reject,
135   ATI-NotAllowed,
136   IllegalSS-Operation,
137   SS-ErrorStatus,
138   SS-NotAvailable,
139   SS-SubscriptionViolation,
140   SS-Incompatibility,
141   UnknownAlphabet,
142   USSD-Busy,
143   PW-RegistrationFailure,
144   NegativePW-Check,
145   NumberOfPW-AttemptsViolation,
146   SubscriberBusyForMT-SMS,
147   SM-DeliveryFailure,
148   MessageWaitingListFull,
149   AbsentSubscriberSM,
150   ResourceLimitation,
151   NoGroupCallNumberAvailable,
152   ShortTermDenial,
153   LongTermDenial,
```



```

154     IncompatibleTerminal,
155     UnauthorizedRequestingNetwork,
156     UnauthorizedLCSCClient,
157     PositionMethodFailure,
158     UnknownOrUnreachableLCSCClient
159
160 FROM MAP-Errors {
161     ccitt identified-organization (4) etsi (0) mobileDomain (0)
162     gsm-Network (1) modules (3) map-Errors (10) version5 (5)}
163 ;
164
165
166 -- location registration operation codes
167
168 updateLocation UpdateLocation ::= localValue 2
169 cancelLocation CancelLocation ::= localValue 3
170 purgeMS PurgeMS ::= localValue 67
171 sendIdentification SendIdentification ::= localValue 55
172
173
174 -- handover operation codes
175
176 prepareHandover PrepareHandover ::= localValue 68
177 sendEndSignal SendEndSignal ::= localValue 29
178 processAccessSignalling ProcessAccessSignalling ::= localValue 33
179 forwardAccessSignalling ForwardAccessSignalling ::= localValue 34
180 prepareSubsequentHandover PrepareSubsequentHandover ::=
181     localValue 69
182
183
184 -- authentication operation codes
185
186 sendAuthenticationInfo SendAuthenticationInfo ::= localValue 56
187
188
189 -- IMEI MANAGEMENT operation codes
190
191 checkIMEI CheckIMEI ::= localValue 43
192
193
194 -- subscriber management operation codes
195
196 insertSubscriberData InsertSubscriberData ::= localValue 7
197 deleteSubscriberData DeleteSubscriberData ::= localValue 8
198
199
200 -- fault recovery operation codes
201
202 reset Reset ::= localValue 37
203 forwardCheckSS-Indication ForwardCheckSS-Indication ::=
204     localValue 38
205 restoreData RestoreData ::= localValue 57
206
207
208 -- operation and maintenance operation codes
209
210 activateTraceMode ActivateTraceMode ::= localValue 50
211 deactivateTraceMode DeactivateTraceMode ::= localValue 51
212 sendIMSI SendIMSI ::= localValue 58
213
214
215 -- call handling operation codes
216
217 sendRoutingInfo SendRoutingInfo ::= localValue 22
218 provideRoamingNumber ProvideRoamingNumber ::= localValue 4
219 resumeCallHandling ResumeCallHandling ::= localValue 6
220 provideSIWFSNumber ProvideSIWFSNumber ::= localValue 31
221 sIWFSsignallingModify SIWFSsignallingModify ::= localValue 32
222 setReportingState SetReportingState ::= localValue 73
223 statusReport StatusReport ::= localValue 74
224 remoteUserFree RemoteUserFree ::= localValue 75
225
226
227 -- supplementary service handling operation codes
228

```

```

229 registerSS RegisterSS ::= localValue 10
230 eraseSS EraseSS ::= localValue 11
231 activateSS ActivateSS ::= localValue 12
232 deactivateSS DeactivateSS ::= localValue 13
233 interrogateSS InterrogateSS ::= localValue 14
234 processUnstructuredSS-Request ProcessUnstructuredSS-Request ::=
235     localValue 59
236 unstructuredSS-Request UnstructuredSS-Request ::= localValue 60
237 unstructuredSS-Notify UnstructuredSS-Notify ::= localValue 61
238 registerPassword RegisterPassword ::= localValue 17
239 getPassword GetPassword ::= localValue 18
240 registerCC-Entry RegisterCC-Entry ::= localValue 76
241 eraseCC-Entry EraseCC-Entry ::= localValue 77
242
243
244 -- short message service operation codes
245
246 sendRoutingInfoForSM SendRoutingInfoForSM ::= localValue 45
247 mo-forwardSM MO-ForwardSM ::= localValue 46
248 mt-forwardSM MT-ForwardSM ::= localValue 44
249 reportSM-DeliveryStatus ReportSM-DeliveryStatus ::= localValue 47
250 informServiceCentre InformServiceCentre ::= localValue 63
251 alertServiceCentre AlertServiceCentre ::= localValue 64
252 readyForSM ReadyForSM ::= localValue 66
253
254 -- provide subscriber info operation codes
255
256 provideSubscriberInfo ProvideSubscriberInfo ::= localValue 70
257
258 -- any time interrogation operation codes
259
260 anyTimeInterrogation AnyTimeInterrogation ::= localValue 71
261
262 -- supplementary service invocation notification operation codes
263
264 ss-InvocationNotification SS-InvocationNotification ::= localValue 72
265
266
267 --Group Call operation codes
268
269 prepareGroupCall PrepareGroupCall ::= localValue 39
270 sendGroupCallEndSignal SendGroupCallEndSignal ::= localValue 40
271 processGroupCallSignalling ProcessGroupCallSignalling ::= localValue 41
272 forwardGroupCallSignalling ForwardGroupCallSignalling ::= localValue 42
273
274
275 -- gprs location updating operation codes
276
277 updateGprsLocation UpdateGprsLocation ::= localValue 23
278
279 -- gprs location information retrieval operation codes
280
281 sendRoutingInfoForGprs SendRoutingInfoForGprs ::= localValue 24
282
283 -- failure reporting operation codes
284
285 failureReport FailureReport ::= localValue 25
286
287 -- GPRS notification operation codes
288
289 noteMsPresentForGprs NoteMsPresentForGprs ::= localValue 26
290
291 -- Location service operation codes
292
293 provideSubscriberLocation ProvideSubscriberLocation ::= localValue 83
294 sendRoutingInfoForLCS SendRoutingInfoForLCS ::= localValue 85
295 subscriberLocationReport SubscriberLocationReport ::= localValue 86
296
297
298 -- generic error codes
299
300 systemFailure SystemFailure ::= localValue 34
301 dataMissing DataMissing ::= localValue 35
302 unexpectedDataValue UnexpectedDataValue ::= localValue 36
303 facilityNotSupported FacilityNotSupported ::= localValue 21
304 incompatibleTerminal IncompatibleTerminal ::= localValue 28
305 resourceLimitation ResourceLimitation ::= localValue 51

```

306  
307  
308  
309  
310  
311  
312  
313  
314  
315  
316  
317  
318  
319  
320  
321  
322  
323  
324  
325  
326  
327  
328  
329  
330  
331  
332  
333  
334  
335  
336  
337  
338  
339  
340  
341  
342  
343  
344  
345  
346  
347  
348  
349  
350  
351  
352  
353  
354  
355  
356  
357  
358  
359  
360  
361  
362  
363  
364  
365  
366  
367  
368  
369  
370  
371  
372  
373  
374  
375  
376  
377  
378  
379  
380

*-- identification and numbering error codes*

<b>unknownSubscriber</b>	UnknownSubscriber ::= localValue 1
<b>numberChanged</b>	NumberChanged ::= localValue 44
<b>unknownMSC</b>	UnknownMSC ::= localValue 3
<b>unidentifiedSubscriber</b>	UnidentifiedSubscriber ::= localValue 5
<b>unknownEquipment</b>	UnknownEquipment ::= localValue 7

*-- subscription error codes*

<b>roamingNotAllowed</b>	RoamingNotAllowed ::= localValue 8
<b>illegalSubscriber</b>	IllegalSubscriber ::= localValue 9
<b>illegalEquipment</b>	IllegalEquipment ::= localValue 12
<b>bearerServiceNotProvisioned</b>	BearerServiceNotProvisioned ::= localValue 10
<b>teleserviceNotProvisioned</b>	TeleserviceNotProvisioned ::= localValue 11

*-- handover error codes*

<b>noHandoverNumberAvailable</b>	NoHandoverNumberAvailable ::= localValue 25
<b>subsequentHandoverFailure</b>	SubsequentHandoverFailure ::= localValue 26

*-- operation and maintenance error codes*

<b>tracingBufferFull</b>	TracingBufferFull ::= localValue 40
--------------------------	-------------------------------------

*-- call handling error codes*

<b>noRoamingNumberAvailable</b>	NoRoamingNumberAvailable ::= localValue 39
<b>absentSubscriber</b>	AbsentSubscriber ::= localValue 27
<b>busySubscriber</b>	BusySubscriber ::= localValue 45
<b>noSubscriberReply</b>	NoSubscriberReply ::= localValue 46
<b>callBarred</b>	CallBarred ::= localValue 13
<b>forwardingFailed</b>	ForwardingFailed ::= localValue 47
<b>or-NotAllowed</b>	OR-NotAllowed ::= localValue 48
<b>forwardingViolation</b>	ForwardingViolation ::= localValue 14
<b>cug-Reject</b>	CUG-Reject ::= localValue 15

*-- any time interrogation error codes*

<b>ati-NotAllowed</b>	ATI-NotAllowed ::= localValue 49
-----------------------	----------------------------------

*-- Group Call error codes*

<b>noGroupCallNumberAvailable</b>	NoGroupCallNumberAvailable ::= localValue 50
-----------------------------------	--

*-- supplementary service error codes*

<b>illegalSS-Operation</b>	IllegalSS-Operation ::= localValue 16
<b>ss-ErrorStatus</b>	SS-ErrorStatus ::= localValue 17
<b>ss-NotAvailable</b>	SS-NotAvailable ::= localValue 18
<b>ss-SubscriptionViolation</b>	SS-SubscriptionViolation ::= localValue 19
<b>ss-Incompatibility</b>	SS-Incompatibility ::= localValue 20
<b>unknownAlphabet</b>	UnknownAlphabet ::= localValue 71
<b>ussd-Busy</b>	USSD-Busy ::= localValue 72
<b>pw-RegistrationFailure</b>	PW-RegistrationFailure ::= localValue 37
<b>negativePW-Check</b>	NegativePW-Check ::= localValue 38
<b>numberOfPW-AttemptsViolation</b>	NumberOfPW-AttemptsViolation ::= localValue 43
<b>shortTermDenial</b>	ShortTermDenial ::= localValue 29
<b>longTermDenial</b>	LongTermDenial ::= localValue 30

*-- short message service error codes*

```

381 subscriberBusyForMT-SMS SubscriberBusyForMT-SMS ::= localValue 31
382 sm-DeliveryFailure SM-DeliveryFailure ::= localValue 32
383 messageWaitingListFull MessageWaitingListFull ::= localValue 33
384 absentSubscriberSM AbsentSubscriberSM ::= localValue 6
385
386 -- location service error codes
387
388 unauthorizedRequestingNetwork UnauthorizedRequestingNetwork ::= localValue 52
389 unauthorizedLCSCClient UnauthorizedLCSCClient ::= localValue 53
390 positionMethodFailure PositionMethodFailure ::= localValue 54
391 unknownOrUnreachableLCSCClient UnknownOrUnreachableLCSCClient ::= localValue 58
392
393
394 -- The following operation codes are reserved for operations
395 -- existing in previous versions of the protocol
396
397 -- Operation Name                AC used                Oper. Code
398 --
399 -- sendParameters                map-ac infoRetrieval (14) version1 (1)    localValue 9
400 -- processUnstructuredSS-Data    map-ac networkFunctionalSs (18) version1 (1) localValue 19
401 -- performHandover              map-ac handoverControl (11) version1 (1)  localValue 28
402 -- performSubsequentHandover    map-ac handoverControl (11) version1 (1)  localValue 30
403 -- noteInternalHandover         map-ac handoverControl (11) version1 (1)  localValue 35
404 -- noteSubscriberPresent        map-ac mwdMngt (24) version1 (1)          localValue 48
405 -- alertServiceCentreWithoutResult map-ac shortMsgAlert (23) version1 (1)    localValue 49
406 -- traceSubscriberActivity       map-ac handoverControl (11) version1 (1)  localValue 52
407 -- beginSubscriberActivity       map-ac networkFunctionalSs (18) version1 (1) localValue 54
408
409 -- The following error codes are reserved for errors
410 -- existing in previous versions of the protocol
411
412 -- Error Name                    AC used                Error Code
413 --
414 -- unknownBaseStation            map-ac handoverControl (11) version1 (1)  localValue 2
415 -- invalidTargetBaseStation     map-ac handoverControl (11) version1 (1)  localValue 23
416 -- noRadioResourceAvailable     map-ac handoverControl (11) version1 (1)  localValue 24
417
418
419 END

```

## 17.6 MAP operation and error types

### 17.6.1 Mobile Service Operations

```

1  MAP-MobileServiceOperations {
2    ccitt identified-organization (4) etsi (0) mobileDomain (0)
3    gsm-Network (1) modules (3) map-MobileServiceOperations (5)
4    version5 (5)}
5
6  DEFINITIONS
7
8  ::=
9
10 BEGIN
11
12 EXPORTS
13
14   -- location registration operations
15   UpdateLocation,
16   CancelLocation,
17   PurgeMS,
18   SendIdentification,
19
20   -- gprs location registration operations
21   UpdateGprsLocation,
22
23   -- subscriber information enquiry operations
24   ProvideSubscriberInfo,
25
26   -- any time information enquiry operations
27   AnyTimeInterrogation,
28
29   -- handover operations
30   PrepareHandover,
31   SendEndSignal,
32   ProcessAccessSignalling,

```

```

33 ForwardAccessSignalling,
34 PrepareSubsequentHandover,
35
36 -- authentication management operations
37 SendAuthenticationInfo,
38
39 -- IMEI management operations
40 CheckIMEI,
41
42 -- subscriber management operations
43 InsertSubscriberData,
44 DeleteSubscriberData,
45
46 -- fault recovery operations
47 Reset,
48 ForwardCheckSS-Indication,
49 RestoreData,
50
51 -- gprs location information retrieval operations
52 SendRoutingInfoForGprs,
53
54 -- failure reporting operations
55 FailureReport,
56
57 -- gprs notification operations
58 NoteMsPresentForGprs
59
60
61
62 ;
63
64 IMPORTS
65 OPERATION
66 FROM TCAPMessages {
67   ccitt recommendation q 773 modules (2) messages (1) version2 (2)}
68
69   SystemFailure,
70   DataMissing,
71   UnexpectedDataValue,
72   UnknownSubscriber,
73   UnknownMSC,
74   UnidentifiedSubscriber,
75   UnknownEquipment,
76   RoamingNotAllowed,
77   ATI-NotAllowed,
78   NoHandoverNumberAvailable,
79   SubsequentHandoverFailure,
80   AbsentSubscriber
81
82 FROM MAP-Errors {
83   ccitt identified-organization (4) etsi (0) mobileDomain (0)
84   gsm-Network (1) modules (3) map-Errors (10) version5 (5)}
85
86   UpdateLocationArg,
87   UpdateLocationRes,
88   CancelLocationArg,
89   CancelLocationRes,
90   PurgeMS-Arg,
91   PurgeMS-Res,
92   SendIdentificationRes,
93   UpdateGprsLocationArg,
94   UpdateGprsLocationRes,
95   PrepareHO-Arg,
96   PrepareHO-Res,
97   PrepareSubsequentHO-Arg,
98   SendAuthenticationInfoArg,
99   SendAuthenticationInfoRes,
100  EquipmentStatus,
101  InsertSubscriberDataArg,
102  InsertSubscriberDataRes,
103  DeleteSubscriberDataArg,
104  DeleteSubscriberDataRes,
105  ResetArg,
106  RestoreDataArg,
107  RestoreDataRes,
108  ProvideSubscriberInfoArg,
109  ProvideSubscriberInfoRes,
110  AnyTimeInterrogationArg,
111  AnyTimeInterrogationRes,

```

```

112 SendRoutingInfoForGprsArg,
113 SendRoutingInfoForGprsRes,
114 FailureReportArg,
115 FailureReportRes,
116 NoteMsPresentForGprsArg,
117 NoteMsPresentForGprsRes
118
119 FROM MAP-MS-DataTypes {
120   ccitt identified-organization (4) etsi (0) mobileDomain (0)
121   gsm-Network (1) modules (3) map-MS-DataTypes (11) version5 (5)}
122
123 ExternalSignalInfo,
124 TMSI,
125 IMEI
126 FROM MAP-CommonDataTypes {
127   ccitt identified-organization (4) etsi (0) mobileDomain (0)
128   gsm-Network (1) modules (3) map-CommonDataTypes (18) version5 (5)}
129 ;
130
131
132 -- location registration operations
133

```

<pre> 134 UpdateLocation ::= OPERATION 135 ARGUMENT 136   updateLocationArg 137 RESULT 138   updateLocationRes 139 ERRORS { 140   SystemFailure, 141   DataMissing, 142   UnexpectedDataValue, 143   UnknownSubscriber, 144   RoamingNotAllowed} </pre>	<pre> --Timer m UpdateLocationArg UpdateLocationRes </pre>
---	--

<pre> 146 CancelLocation ::= OPERATION 147 ARGUMENT 148   cancelLocationArg 149 RESULT 150   cancelLocationRes 151   -- optional 152 ERRORS { 153   DataMissing, 154   UnexpectedDataValue} </pre>	<pre> --Timer m CancelLocationArg CancelLocationRes </pre>
--	--

<pre> 156 PurgeMS ::= OPERATION 157 ARGUMENT 158   purgeMS-Arg 159 RESULT 160   purgeMS-Res 161   -- optional 162 ERRORS{ 163   DataMissing, 164   UnexpectedDataValue, 165   UnknownSubscriber} </pre>	<pre> --Timer m PurgeMS-Arg PurgeMS-Res </pre>
---	--

166

```

167 SendIdentification ::= OPERATION --Timer s
168     ARGUMENT
169         tmsi                                TMSI
170     RESULT
171         sendIdentificationRes              SendIdentificationRes
172     ERRORS {
173         DataMissing,
174         UnidentifiedSubscriber}

```

175  
176 -- *gprs location registration operations*  
177

```

178 UpdateGprsLocation ::= OPERATION --Timer m
179     ARGUMENT
180         updateGprsLocationArg            UpdateGprsLocationArg
181     RESULT
182         updateGprsLocationRes            UpdateGprsLocationRes
183     ERRORS {
184         SystemFailure,
185         UnexpectedDataValue,
186         UnknownSubscriber,
187         RoamingNotAllowed}

```

188  
189 -- *subscriber information enquiry operations*  
190

```

191 ProvideSubscriberInfo ::= OPERATION --Timer m
192     ARGUMENT
193         provideSubscriberInfoArg          ProvideSubscriberInfoArg
194     RESULT
195         provideSubscriberInfoRes          ProvideSubscriberInfoRes
196     ERRORS {
197         DataMissing,
198         UnexpectedDataValue}

```

199  
200 -- *any time information enquiry operations*  
201

```

202 AnyTimeInterrogation ::= OPERATION --Timer m
203     ARGUMENT
204         anyTimeInterrogationArg          AnyTimeInterrogationArg
205     RESULT
206         anyTimeInterrogationRes          AnyTimeInterrogationRes
207     ERRORS {
208         SystemFailure,
209         ATI-NotAllowed,
210         DataMissing,
211         UnexpectedDataValue,
212         UnknownSubscriber}

```

213  
214 -- *handover operations*  
215

```

216 PrepareHandover ::= OPERATION --Timer m
217     ARGUMENT
218         prepareHO-Arg                    PrepareHO-Arg
219     RESULT
220         prepareHO-Res                    PrepareHO-Res
221     ERRORS {
222         SystemFailure,
223         DataMissing,
224         UnexpectedDataValue,
225         NoHandoverNumberAvailable}

```

```

227 SendEndSignal ::= OPERATION --Timer l
228     ARGUMENT
229         bss-APDU                          ExternalSignalInfo
230     RESULT

```

```

232 ProcessAccessSignalling ::= OPERATION --Timer s
233     ARGUMENT
234         bss-APDU                          ExternalSignalInfo

```

```

236 ForwardAccessSignalling ::= OPERATION --Timer s
237     ARGUMENT
238         bss-APDU                          ExternalSignalInfo

```

239

```

240 PrepareSubsequentHandover ::= OPERATION --Timer m
241 ARGUMENT
242     prepareSubsequentHO-Arg PrepareSubsequentHO-Arg
243 RESULT
244     bss-APDU ExternalSignalInfo
245 ERRORS {
246     UnexpectedDataValue,
247     DataMissing,
248     UnknownMSC,
249     SubsequentHandoverFailure}
250
251 -- authentication management operations
252
253 SendAuthenticationInfo ::= OPERATION --Timer m
254 ARGUMENT
255     sendAuthenticationInfoArg SendAuthenticationInfoArg
256 RESULT
257     sendAuthenticationInfoRes SendAuthenticationInfoRes
258     -- optional
259 ERRORS {
260     SystemFailure,
261     DataMissing,
262     UnexpectedDataValue,
263     UnknownSubscriber}
264
265 -- IMEI management operations
266
267 CheckIMEI ::= OPERATION --Timer m
268 ARGUMENT
269     imei IMEI
270 RESULT
271     equipmentStatus EquipmentStatus
272 ERRORS {
273     SystemFailure,
274     DataMissing,
275     UnknownEquipment}
276
277 -- subscriber management operations
278
279 InsertSubscriberData ::= OPERATION --Timer m
280 ARGUMENT
281     insertSubscriberDataArg InsertSubscriberDataArg
282 RESULT
283     insertSubscriberDataRes InsertSubscriberDataRes
284     -- optional
285 ERRORS {
286     DataMissing,
287     UnexpectedDataValue,
288     UnidentifiedSubscriber}
289
290 DeleteSubscriberData ::= OPERATION --Timer m
291 ARGUMENT
292     deleteSubscriberDataArg DeleteSubscriberDataArg
293 RESULT
294     deleteSubscriberDataRes DeleteSubscriberDataRes
295     -- optional
296 ERRORS {
297     DataMissing,
298     UnexpectedDataValue,
299     UnidentifiedSubscriber}
300
301 -- fault recovery operations
302
303 Reset ::= OPERATION --Timer m
304 ARGUMENT
305     resetArg ResetArg
306
307 ForwardCheckSS-Indication ::= OPERATION --Timer s
308

```



```

309 RestoreData ::= OPERATION --Timer m
310     ARGUMENT
311         restoreDataArg          RestoreDataArg
312     RESULT
313         restoreDataRes          RestoreDataRes
314     ERRORS {
315         SystemFailure,
316         DataMissing,
317         UnexpectedDataValue,
318         UnknownSubscriber}
319
320 -- gprs location information retrieval operations
321
322 SendRoutingInfoForGprs ::= OPERATION --Timer m
323     ARGUMENT
324         sendRoutingInfoForGprsArg      SendRoutingInfoForGprsArg
325     RESULT
326         sendRoutingInfoForGprsRes      SendRoutingInfoForGprsRes
327     ERRORS {
328         AbsentSubscriber,
329         SystemFailure,
330         DataMissing,
331         UnexpectedDataValue,
332         UnknownSubscriber}
333
334 -- failure reporting operations
335
336 FailureReport ::= OPERATION --Timer m
337     ARGUMENT
338         failureReportArg              FailureReportArg
339     RESULT
340         failureReportRes              FailureReportRes
341         -- optional
342     ERRORS {
343         SystemFailure,
344         DataMissing,
345         UnexpectedDataValue,
346         UnknownSubscriber}
347
348 -- gprs notification operations
349
350 NoteMsPresentForGprs ::= OPERATION --Timer m
351     ARGUMENT
352         noteMsPresentForGprsArg        NoteMsPresentForGprsArg
353     RESULT
354         noteMsPresentForGprsRes        NoteMsPresentForGprsRes
355         -- optional
356     ERRORS {
357         SystemFailure,
358         DataMissing,
359         UnexpectedDataValue,
360         UnknownSubscriber}
361
362
363 END

```

## 17.6.2 Operation and Maintenance Operations

```

1  MAP-OperationAndMaintenanceOperations {
2      ccitt identified-organization (4) etsi (0) mobileDomain (0)
3      gsm-Network (1) modules (3) map-OperationAndMaintenanceOperations (6)
4      version5 (5)}
5
6  DEFINITIONS
7
8  ::=
9
10 BEGIN
11
12 EXPORTS
13     ActivateTraceMode,
14     DeactivateTraceMode,
15     SendIMSI
16 ;
17
18 IMPORTS
19     OPERATION
20 FROM TCAPMessages {

```

```

21 ccitt recommendation q 773 modules (2) messages (1) version2 (2)}
22
23 SystemFailure,
24 DataMissing,
25 UnexpectedDataValue,
26 FacilityNotSupported,
27 UnknownSubscriber,
28 UnidentifiedSubscriber,
29 TracingBufferFull
30 FROM MAP-Errors {
31 ccitt identified-organization (4) etsi (0) mobileDomain (0)
32 gsm-Network (1) modules (3) map-Errors (10) version5 (5)}
33
34 ActivateTraceModeArg,
35 ActivateTraceModeRes,
36 DeactivateTraceModeArg,
37 DeactivateTraceModeRes
38 FROM MAP-OM-DataTypes {
39 ccitt identified-organization (4) etsi (0) mobileDomain (0)
40 gsm-Network (1) modules (3) map-OM-DataTypes (12) version5 (5)}
41
42 ISDN-AddressString,
43 IMSI
44 FROM MAP-CommonDataTypes {
45 ccitt identified-organization (4) etsi (0) mobileDomain (0)
46 gsm-Network (1) modules (3) map-CommonDataTypes (18) version5 (5)}
47 ;
48
49

```

<pre> 50 <b>ActivateTraceMode</b> ::= OPERATION                                --Timer m 51 ARGUMENT 52     activateTraceModeArg          ActivateTraceModeArg 53 RESULT 54     activateTraceModeRes          ActivateTraceModeRes 55     -- optional 56 ERRORS { 57     SystemFailure, 58     DataMissing, 59     UnexpectedDataValue, 60     FacilityNotSupported, 61     UnidentifiedSubscriber, 62     TracingBufferFull} </pre>
--

<pre> 64 <b>DeactivateTraceMode</b> ::= OPERATION                                --Timer m 65 ARGUMENT 66     deactivateTraceModeArg        DeactivateTraceModeArg 67 RESULT 68     deactivateTraceModeRes        DeactivateTraceModeRes 69     -- optional 70 ERRORS { 71     SystemFailure, 72     DataMissing, 73     UnexpectedDataValue, 74     FacilityNotSupported, 75     UnidentifiedSubscriber} </pre>
--

<pre> 77 <b>SendIMSI</b> ::= OPERATION                                --Timer m 78 ARGUMENT 79     msisdn                        ISDN-AddressString 80 RESULT 81     imsi                          IMSI 82 ERRORS { 83     DataMissing, 84     UnexpectedDataValue, 85     UnknownSubscriber} </pre>
--

86  
87 END

### 17.6.3 Call Handling Operations

```

1 MAP-CallHandlingOperations {
2 ccitt identified-organization (4) etsi (0) mobileDomain (0)
3 gsm-Network (1) modules (3) map-CallHandlingOperations (7)
4 version5 (5)}
5
6 DEFINITIONS
7
8 ::=

```

```
9
10 BEGIN
11
12 EXPORTS
13     SendRoutingInfo,
14     ProvideRoamingNumber,
15     ResumeCallHandling,
16     ProvideSIWFSNumber,
17     SIWFSSignallingModify,
18     SetReportingState,
19     StatusReport,
20     RemoteUserFree
21 ;
22
23 IMPORTS
24     OPERATION
25 FROM TCAPMessages {
26     ccitt recommendation q 773 modules (2) messages (1) version2 (2)}
27
28     SystemFailure,
29     DataMissing,
30     UnexpectedDataValue,
31     FacilityNotSupported,
32     OR-NotAllowed,
33     UnknownSubscriber,
34     NumberChanged,
35     BearerServiceNotProvisioned,
36     TeleserviceNotProvisioned,
37     NoRoamingNumberAvailable,
38     AbsentSubscriber,
39     BusySubscriber,
40     NoSubscriberReply,
41     CallBarred,
42     ForwardingViolation,
43     ForwardingFailed,
44     CUG-Reject,
45     ResourceLimitation,
46     IncompatibleTerminal,
47     UnidentifiedSubscriber
48
49 FROM MAP-Errors {
50     ccitt identified-organization (4) etsi (0) mobileDomain (0)
51     gsm-Network (1) modules (3) map-Errors (10) version5 (5)}
52     SendRoutingInfoArg,
53     SendRoutingInfoRes,
54     ProvideRoamingNumberArg,
55     ProvideRoamingNumberRes,
56     ResumeCallHandlingArg,
57     ResumeCallHandlingRes,
58     ProvideSIWFSNumberArg,
59     ProvideSIWFSNumberRes,
60     SIWFSSignallingModifyArg,
61     SIWFSSignallingModifyRes,
62     SetReportingStateArg,
63     SetReportingStateRes,
64     StatusReportArg,
65     StatusReportRes,
66     RemoteUserFreeArg,
67     RemoteUserFreeRes
68 FROM MAP-CH-DataTypes {
69     ccitt identified-organization (4) etsi (0) mobileDomain (0)
70     gsm-Network (1) modules (3) map-CH-DataTypes (13) version5 (5)}
71
72 ;
73
```

74	<b>SendRoutingInfo</b> ::= OPERATION		--Timer m
75	ARGUMENT		
76	sendRoutingInfoArg	SendRoutingInfoArg	
77	RESULT		
78	sendRoutingInfoRes	SendRoutingInfoRes	
79	ERRORS {		
80	SystemFailure,		
81	DataMissing,		
82	UnexpectedDataValue,		
83	FacilityNotSupported,		
84	OR-NotAllowed,		
85	UnknownSubscriber,		
86	NumberChanged,		
87	BearerServiceNotProvisioned,		
88	TeleserviceNotProvisioned,		
89	AbsentSubscriber,		
90	BusySubscriber,		
91	NoSubscriberReply,		
92	CallBarred,		
93	CUG-Reject,		
94	ForwardingViolation}		
95			
96	<b>ProvideRoamingNumber</b> ::= OPERATION		--Timer m
97	ARGUMENT		
98	provideRoamingNumberArg	ProvideRoamingNumberArg	
99	RESULT		
100	provideRoamingNumberRes	ProvideRoamingNumberRes	
101	ERRORS {		
102	SystemFailure,		
103	DataMissing,		
104	UnexpectedDataValue,		
105	FacilityNotSupported,		
106	OR-NotAllowed,		
107	AbsentSubscriber,		
108	NoRoamingNumberAvailable}		
109			
110	<b>ResumeCallHandling</b> ::= OPERATION		--Timer m
111	ARGUMENT		
112	resumeCallHandlingArg	ResumeCallHandlingArg	
113	RESULT		
114	resumeCallHandlingRes	ResumeCallHandlingRes	
115	-- optional		
116	ERRORS {		
117	ForwardingFailed,		
118	OR-NotAllowed,		
119	UnexpectedDataValue,		
120	DataMissing }		
121			
122	<b>ProvideSIWFSNumber</b> ::= OPERATION		--Timer m
123	ARGUMENT		
124	provideSIWFSNumberArg	ProvideSIWFSNumberArg	
125	RESULT		
126	provideSIWFSNumberRes	ProvideSIWFSNumberRes	
127	ERRORS {		
128	ResourceLimitation,		
129	DataMissing,		
130	UnexpectedDataValue,		
131	SystemFailure}		
132			
133	<b>SIWFSSignallingModify</b> ::= OPERATION		--Timer m
134	ARGUMENT		
135	sIWFFSignallingModifyArg	SIWFSSignallingModifyArg	
136	RESULT		
137	sIWFFSignallingModifyRes	SIWFSSignallingModifyRes	
138	-- optional		
139	ERRORS {		
140	ResourceLimitation,		
141	DataMissing,		
142	UnexpectedDataValue,		
143	SystemFailure}		
144			

```

145 SetReportingState ::= OPERATION --Timer m
146     ARGUMENT
147         setReportingStateArg          SetReportingStateArg
148     RESULT
149         setReportingStateRes          SetReportingStateRes
150         -- optional
151     ERRORS {
152         SystemFailure,
153         UnidentifiedSubscriber,
154         UnexpectedDataValue,
155         DataMissing,
156         ResourceLimitation,
157         FacilityNotSupported}
158
159 StatusReport ::= OPERATION --Timer m
160     ARGUMENT
161         statusReportArg              StatusReportArg
162     RESULT
163         statusReportRes              StatusReportRes
164         -- optional
165     ERRORS {
166         UnknownSubscriber,
167         SystemFailure,
168         UnexpectedDataValue,
169         DataMissing}
170
171 RemoteUserFree ::= OPERATION --Timer m1
172     ARGUMENT
173         remoteUserFreeArg            RemoteUserFreeArg
174     RESULT
175         remoteUserFreeRes            RemoteUserFreeRes
176     ERRORS {
177         UnexpectedDataValue,
178         DataMissing,
179         IncompatibleTerminal,
180         AbsentSubscriber,
181         SystemFailure,
182         BusySubscriber}
183
184 END

```

## 17.6.4 Supplementary service operations

```

1 MAP-SupplementaryServiceOperations {
2     ccitt identified-organization (4) etsi (0) mobileDomain (0)
3     gsm-Network (1) modules (3) map-SupplementaryServiceOperations (8)
4     version5 (5)}
5
6 DEFINITIONS
7
8 ::=
9
10 BEGIN
11
12 EXPORTS
13     RegisterSS,
14     EraseSS,
15     ActivateSS,
16     DeactivateSS,
17     InterrogateSS,
18     ProcessUnstructuredSS-Request,
19     UnstructuredSS-Request,
20     UnstructuredSS-Notify,
21     RegisterPassword,
22     GetPassword,
23     SS-InvocationNotification,
24     RegisterCC-Entry,
25     EraseCC-Entry
26 ;
27
28 IMPORTS
29     OPERATION
30 FROM TCAPMessages {
31     ccitt recommendation q 773 modules (2) messages (1) version2 (2)}
32
33     SystemFailure,
34     DataMissing,
35     UnexpectedDataValue,

```

```

36   UnknownSubscriber,
37   BearerServiceNotProvisioned,
38   TeleserviceNotProvisioned,
39   CallBarred,
40   IllegalSS-Operation,
41   SS-ErrorStatus,
42   SS-NotAvailable,
43   SS-SubscriptionViolation,
44   SS-Incompatibility,
45   PW-RegistrationFailure,
46   NegativePW-Check,
47   NumberOfPW-AttemptsViolation,
48   UnknownAlphabet,
49   USSD-Busy,
50   AbsentSubscriber,
51   IllegalSubscriber,
52   IllegalEquipment,
53   ShortTermDenial,
54   LongTermDenial,
55   FacilityNotSupported
56 FROM MAP-Errors {
57   ccitt identified-organization (4) etsi (0) mobileDomain (0)
58   gsm-Network (1) modules (3) map-Errors (10) version5 (5)}
59
60   RegisterSS-Arg,
61   SS-Info,
62   SS-ForBS-Code,
63   InterrogateSS-Res,
64   USSD-Arg,
65   USSD-Res,
66   Password,
67   GuidanceInfo,
68   SS-InvocationNotificationArg,
69   SS-InvocationNotificationRes,
70   RegisterCC-EntryArg,
71   RegisterCC-EntryRes,
72   EraseCC-EntryArg,
73   EraseCC-EntryRes
74 FROM MAP-SS-DataTypes {
75   ccitt identified-organization (4) etsi (0) mobileDomain (0)
76   gsm-Network (1) modules (3) map-SS-DataTypes (14) version5 (5)}
77
78   SS-Code
79 FROM MAP-SS-Code {
80   ccitt identified-organization (4) etsi (0) mobileDomain (0)
81   gsm-Network (1) modules (3) map-SS-Code (15) version5 (5)}
82 ;
83
84
85 -- supplementary service handling operations
86

```

87	<b>RegisterSS</b> ::= OPERATION	--Timer m
88	ARGUMENT	
89	registerSS-Arg	RegisterSS-Arg
90	RESULT	
91	ss-Info	SS-Info
92	-- optional	
93	ERRORS {	
94	SystemFailure,	
95	DataMissing,	
96	UnexpectedDataValue,	
97	BearerServiceNotProvisioned,	
98	TeleserviceNotProvisioned,	
99	CallBarred,	
100	IllegalSS-Operation,	
101	SS-ErrorStatus,	
102	SS-Incompatibility}	
103		

```

104 EraseSS ::= OPERATION --Timer m
105     ARGUMENT
106         ss-ForBS SS-ForBS-Code
107     RESULT
108         ss-Info SS-Info
109         -- optional
110     ERRORS {
111         SystemFailure,
112         DataMissing,
113         UnexpectedDataValue,
114         BearerServiceNotProvisioned,
115         TeleserviceNotProvisioned,
116         CallBarred,
117         IllegalSS-Operation,
118         SS-ErrorStatus
119     }

```

```

121 ActivateSS ::= OPERATION --Timer m
122     ARGUMENT
123         ss-ForBS SS-ForBS-Code
124     RESULT
125         ss-Info SS-Info
126         -- optional
127     ERRORS {
128         SystemFailure,
129         DataMissing,
130         UnexpectedDataValue,
131         BearerServiceNotProvisioned,
132         TeleserviceNotProvisioned,
133         CallBarred,
134         IllegalSS-Operation,
135         SS-ErrorStatus,
136         SS-SubscriptionViolation,
137         SS-Incompatibility,
138         NegativePW-Check,
139         NumberOfPW-AttemptsViolation}

```

```

141 DeactivateSS ::= OPERATION --Timer m
142     ARGUMENT
143         ss-ForBS SS-ForBS-Code
144     RESULT
145         ss-Info SS-Info
146         -- optional
147     ERRORS {
148         SystemFailure,
149         DataMissing,
150         UnexpectedDataValue,
151         BearerServiceNotProvisioned,
152         TeleserviceNotProvisioned,
153         CallBarred,
154         IllegalSS-Operation,
155         SS-ErrorStatus,
156         SS-SubscriptionViolation,
157         NegativePW-Check,
158         NumberOfPW-AttemptsViolation}

```

```

160 InterrogateSS ::= OPERATION --Timer m
161     ARGUMENT
162         ss-ForBS SS-ForBS-Code
163     RESULT
164         interrogateSS-Res InterrogateSS-Res
165     ERRORS {
166         SystemFailure,
167         DataMissing,
168         UnexpectedDataValue,
169         BearerServiceNotProvisioned,
170         TeleserviceNotProvisioned,
171         CallBarred,
172         IllegalSS-Operation,
173         SS-NotAvailable}

```

174

175	<b>ProcessUnstructuredSS-Request</b> ::= OPERATION	--Timer 10 minutes
176	ARGUMENT	
177	ussd-Arg	USSD-Arg
178	RESULT	
179	ussd-Res	USSD-Res
180	ERRORS {	
181	SystemFailure,	
182	DataMissing,	
183	UnexpectedDataValue,	
184	UnknownAlphabet,	
185	CallBarred}	
186		
187	<b>UnstructuredSS-Request</b> ::= OPERATION	--Timer ml
188	ARGUMENT	
189	ussd-Arg	USSD-Arg
190	RESULT	
191	ussd-Res	USSD-Res
192	-- optional	
193	ERRORS {	
194	SystemFailure,	
195	DataMissing,	
196	UnexpectedDataValue,	
197	AbsentSubscriber,	
198	IllegalSubscriber,	
199	IllegalEquipment,	
200	UnknownAlphabet,	
201	USSD-Busy}	
202		
203	<b>UnstructuredSS-Notify</b> ::= OPERATION	--Timer ml
204	ARGUMENT	
205	ussd-Arg	USSD-Arg
206	RESULT	
207	ERRORS {	
208	SystemFailure,	
209	DataMissing,	
210	UnexpectedDataValue,	
211	AbsentSubscriber,	
212	IllegalSubscriber,	
213	IllegalEquipment,	
214	UnknownAlphabet,	
215	USSD-Busy}	
216		
217	<b>RegisterPassword</b> ::= OPERATION	--Timer ml
218	ARGUMENT	
219	ss-Code	SS-Code
220	RESULT	
221	newPassword	Password
222	ERRORS {	
223	SystemFailure,	
224	DataMissing,	
225	UnexpectedDataValue,	
226	CallBarred,	
227	SS-SubscriptionViolation,	
228	PW-RegistrationFailure,	
229	NegativePW-Check,	
230	NumberOfPW-AttemptsViolation}	
231	LINKED {	
232	GetPassword}	
233		
234	<b>GetPassword</b> ::= OPERATION	--Timer m
235	ARGUMENT	
236	guidanceInfo	GuidanceInfo
237	RESULT	
238	currentPassword	Password
239		
240	<b>SS-InvocationNotification</b> ::= OPERATION	--Timer m
241	ARGUMENT	
242	ss-InvocationNotificationArg	SS-InvocationNotificationArg
243	RESULT	
244	ss-InvocationNotificationRes	SS-InvocationNotificationRes
245	-- optional	
246	ERRORS {	
247	DataMissing,	
248	UnexpectedDataValue,	
249	UnknownSubscriber}	
250		



```

251 RegisterCC-Entry ::= OPERATION --Timer m
252     ARGUMENT
253         registerCC-EntryArg          RegisterCC-EntryArg
254     RESULT
255         registerCC-EntryRes          RegisterCC-EntryRes
256     ERRORS {
257         SystemFailure,
258         DataMissing,
259         UnexpectedDataValue,
260         CallBarred,
261         IllegalSS-Operation,
262         SS-ErrorStatus,
263         SS-Incompatibility,
264         ShortTermDenial,
265         LongTermDenial,
266         FacilityNotSupported}
267
268 EraseCC-Entry ::= OPERATION --Timer m
269     ARGUMENT
270         eraseCC-EntryArg              EraseCC-EntryArg
271     RESULT
272         eraseCC-EntryRes              EraseCC-EntryRes
273     ERRORS {
274         SystemFailure,
275         DataMissing,
276         UnexpectedDataValue,
277         CallBarred,
278         IllegalSS-Operation,
279         SS-ErrorStatus}
280
281 END
    
```

### 17.6.5 Short message service operations

```

1  MAP-ShortMessageServiceOperations {
2      ccitt identified-organization (4) etsi (0) mobileDomain (0)
3      gsm-Network (1) modules (3) map-ShortMessageServiceOperations (9)
4      version5 (5)}
5
6  DEFINITIONS
7
8  ::=
9
10 BEGIN
11
12 EXPORTS
13     SendRoutingInfoForSM,
14     MO-ForwardSM,
15     MT-ForwardSM,
16     ReportSM-DeliveryStatus,
17     AlertServiceCentre,
18     InformServiceCentre,
19     ReadyForSM
20 ;
21
22 IMPORTS
23     OPERATION
24 FROM TCAPMessages {
25     ccitt recommendation q 773 modules (2) messages (1) version2 (2)}
26
27     SystemFailure,
28     DataMissing,
29     UnexpectedDataValue,
30     FacilityNotSupported,
31     UnknownSubscriber,
32     UnidentifiedSubscriber,
33     IllegalSubscriber,
34     IllegalEquipment,
35     TeleserviceNotProvisioned,
36     AbsentSubscriber,
37     CallBarred,
38     SubscriberBusyForMT-SMS,
39     SM-DeliveryFailure,
40     MessageWaitingListFull,
41     AbsentSubscriberSM
42 FROM MAP-Errors {
43     ccitt identified-organization (4) etsi (0) mobileDomain (0)
44     gsm-Network (1) modules (3) map-Errors (10) version5 (5)}
    
```

```

45
46 RoutingInfoForSM-Arg,
47 RoutingInfoForSM-Res,
48 MO-ForwardSM-Arg,
49 MO-ForwardSM-Res,
50 MT-ForwardSM-Arg,
51 MT-ForwardSM-Res,
52 ReportSM-DeliveryStatusArg,
53 ReportSM-DeliveryStatusRes,
54 AlertServiceCentreArg,
55 InformServiceCentreArg,
56 ReadyForSM-Arg,
57 ReadyForSM-Res
58 FROM MAP-SM-DataTypes {
59   ccitt identified-organization (4) etsi (0) mobileDomain (0)
60   gsm-Network (1) modules (3) map-SM-DataTypes (16) version5 (5)}
61
62
63
64 ;
65
66

```

```

67 SendRoutingInfoForSM ::= OPERATION --Timer m
68 ARGUMENT
69   routingInfoForSM-Arg RoutingInfoForSM-Arg
70 RESULT
71   routingInfoForSM-Res RoutingInfoForSM-Res
72 ERRORS {
73   SystemFailure,
74   DataMissing,
75   UnexpectedDataValue,
76   FacilityNotSupported,
77   UnknownSubscriber,
78   TeleserviceNotProvisioned,
79   CallBarred,
80   AbsentSubscriberSM}

```

```

82 MO-ForwardSM ::= OPERATION --Timer m1
83 ARGUMENT
84   mo-forwardSM-Arg MO-ForwardSM-Arg
85 RESULT
86   mo-forwardSM-Res MO-ForwardSM-Res
87   -- optional
88 ERRORS {
89   SystemFailure,
90   UnexpectedDataValue,
91   FacilityNotSupported,
92   SM-DeliveryFailure}

```

```

94 MT-ForwardSM ::= OPERATION --Timer m1
95 ARGUMENT
96   mt-forwardSM-Arg MT-ForwardSM-Arg
97 RESULT
98   mt-forwardSM-Res MT-ForwardSM-Res
99   -- optional
100 ERRORS {
101   SystemFailure,
102   DataMissing,
103   UnexpectedDataValue,
104   FacilityNotSupported,
105   UnidentifiedSubscriber,
106   IllegalSubscriber,
107   IllegalEquipment,
108   SubscriberBusyForMT-SMS,
109   SM-DeliveryFailure,
110   AbsentSubscriberSM}

```

100  
101  
102  
103  
104  
105  
106  
107  
108  
109  
110  
111

```

112 ReportSM-DeliveryStatus ::= OPERATION --Timer s
113     ARGUMENT
114         reportSM-DeliveryStatusArg      ReportSM-DeliveryStatusArg
115     RESULT
116         reportSM-DeliveryStatusRes      ReportSM-DeliveryStatusRes
117         -- optional
118     ERRORS {
119         DataMissing,
120         UnexpectedDataValue,
121         UnknownSubscriber,
122         MessageWaitingListFull}
123
124 AlertServiceCentre ::= OPERATION --Timer s
125     ARGUMENT
126         alertServiceCentreArg           AlertServiceCentreArg
127     RESULT
128     ERRORS {
129         SystemFailure,
130         DataMissing,
131         UnexpectedDataValue}
132
133 InformServiceCentre ::= OPERATION --Timer s
134     ARGUMENT
135         informServiceCentreArg          InformServiceCentreArg
136
137 ReadyForSM ::= OPERATION --Timer m
138     ARGUMENT
139         readyForSM-Arg                  ReadyForSM-Arg
140     RESULT
141         readyForSM-Res                  ReadyForSM-Res
142         -- optional
143     ERRORS {
144         DataMissing,
145         UnexpectedDataValue,
146         FacilityNotSupported,
147         UnknownSubscriber}
148
149 END

```

## 17.6.6 Errors

```

1 MAP-Errors {
2     ccitt identified-organization (4) etsi (0) mobileDomain (0)
3     gsm-Network (1) modules (3) map-Errors (10) version5 (5)}
4
5 DEFINITIONS
6
7 ::=
8
9 BEGIN
10
11 EXPORTS
12
13     -- generic errors
14     SystemFailure,
15     DataMissing,
16     UnexpectedDataValue,
17     FacilityNotSupported,
18     IncompatibleTerminal,
19     ResourceLimitation,
20
21     -- identification and numbering errors
22     UnknownSubscriber,
23     NumberChanged,
24     UnknownMSC,
25     UnidentifiedSubscriber,
26     UnknownEquipment,
27
28     -- subscription errors
29     RoamingNotAllowed,
30     IllegalSubscriber,
31     IllegalEquipment,
32     BearerServiceNotProvisioned,
33     TeleserviceNotProvisioned,
34
35     -- handover errors
36     NoHandoverNumberAvailable,
37     SubsequentHandoverFailure,

```

```

38
39 -- operation and maintenance errors
40 TracingBufferFull,
41
42 -- call handling errors
43 OR-NotAllowed,
44 NoRoamingNumberAvailable,
45 BusySubscriber,
46 NoSubscriberReply,
47 AbsentSubscriber,
48 CallBarred,
49 ForwardingViolation,
50 ForwardingFailed,
51 CUG-Reject,
52
53 -- any time interrogation errors
54 ATI-NotAllowed,
55
56 -- supplementary service errors
57 IllegalSS-Operation,
58 SS-ErrorStatus,
59 SS-NotAvailable,
60 SS-SubscriptionViolation,
61 SS-Incompatibility,
62 UnknownAlphabet,
63 USSD-Busy,
64 PW-RegistrationFailure,
65 NegativePW-Check,
66 NumberOfPW-AttemptsViolation,
67 ShortTermDenial,
68 LongTermDenial,
69
70 -- short message service errors
71 SubscriberBusyForMT-SMS,
72 SM-DeliveryFailure,
73 MessageWaitingListFull,
74 AbsentSubscriberSM,
75
76 -- Group Call errors
77 NoGroupCallNumberAvailable,
78
79 -- location service errors
80 UnauthorizedRequestingNetwork,
81 UnauthorizedLCSCClient,
82 PositionMethodFailure,
83 UnknownOrUnreachableLCSCClient
84
85 ;
86
87 IMPORTS
88 ERROR
89 FROM TCAPMessages {
90     ccitt recommendation q 773 modules (2) messages (1) version2 (2)}
91
92     SS-Status
93 FROM MAP-SS-DataTypes {
94     ccitt identified-organization (4) etsi (0) mobileDomain (0)
95     gsm-Network (1) modules (3) map-SS-DataTypes (14) version5 (5)}
96
97     SS-IncompatibilityCause,
98     PW-RegistrationFailureCause,
99     SM-DeliveryFailureCause,
100     SystemFailureParam,
101     DataMissingParam,
102     UnexpectedDataParam,
103     FacilityNotSupParam,
104     UnknownSubscriberParam,
105     NumberChangedParam,
106     UnidentifiedSubParam,
107     RoamingNotAllowedParam,
108     IllegalSubscriberParam,
109     IllegalEquipmentParam,
110     BearerServNotProvParam,
111     TeleservNotProvParam,
112     TracingBufferFullParam,
113     NoRoamingNbParam,
114     OR-NotAllowedParam,
115     AbsentSubscriberParam,
116     BusySubscriberParam,

```

```

117 NoSubscriberReplyParam,
118 CallBarredParam,
119 ForwardingViolationParam,
120 ForwardingFailedParam,
121 CUG-RejectParam,
122 ATI-NotAllowedParam,
123 SubBusyForMT-SMS-Param,
124 MessageWaitListFullParam,
125 AbsentSubscriberSM-Param,
126 ResourceLimitationParam,
127 NoGroupCallNbParam,
128 IncompatibleTerminalParam,
129 ShortTermDenialParam,
130 LongTermDenialParam,
131 UnauthorizedRequestingNetwork-Param,
132 UnauthorizedLCSCClient-Param,
133 PositionMethodFailure-Param,
134 UnknownOrUnreachableLCSCClient-Param

```

```

135
136
137 FROM MAP-ER-DataTypes {
138   ccitt identified-organization (4) etsi (0) mobileDomain (0)
139   gsm-Network (1) modules (3) map-ER-DataTypes (17) version5 (5)}
140 ;

```

```

141
142
143 -- generic errors
144

```

<pre> 145 <b>SystemFailure</b> ::= ERROR 146     PARAMETER 147         systemFailureParam          SystemFailureParam 148         -- optional </pre>
--

<pre> 150 <b>DataMissing</b> ::= ERROR 151     PARAMETER 152         dataMissingParam           DataMissingParam 153         -- optional 154         -- dataMissingParam must not be used in version &lt;3 </pre>
---

<pre> 156 <b>UnexpectedDataValue</b> ::= ERROR 157     PARAMETER 158         unexpectedDataParam        UnexpectedDataParam 159         -- optional 160         -- unexpectedDataParam must not be used in version &lt;3 </pre>
---

<pre> 162 <b>FacilityNotSupported</b> ::= ERROR 163     PARAMETER 164         facilityNotSupParam        FacilityNotSupParam 165         -- optional 166         -- facilityNotSupParam must not be used in version &lt;3 </pre>
--

<pre> 168 <b>IncompatibleTerminal</b> ::= ERROR 169     PARAMETER 170         incompatibleTerminalParam  IncompatibleTerminalParam 171         -- optional </pre>
---

<pre> 173 <b>ResourceLimitation</b> ::= ERROR 174     PARAMETER 175         resourceLimitationParam    ResourceLimitationParam 176         -- optional </pre>
---

```

177
178 -- identification and numbering errors
179

```

<pre> 180 <b>UnknownSubscriber</b> ::= ERROR 181     PARAMETER 182         unknownSubscriberParam     UnknownSubscriberParam 183         -- optional 184         -- unknownSubscriberParam must not be used in version &lt;3 </pre>
---

<pre> 186 <b>NumberChanged</b> ::= ERROR 187     PARAMETER 188         numberChangedParam         NumberChangedParam 189         -- optional </pre>
---

<pre> 191 <b>UnknownMSC</b> ::= ERROR </pre>
--

```

192

```

```

193 UnidentifiedSubscriber ::= ERROR
194     PARAMETER
195         unidentifiedSubParam          UnidentifiedSubParam
196         -- optional
197         -- unidentifiedSubParam must not be used in version <3
198
199 UnknownEquipment ::= ERROR
200
201
202 -- subscription errors
203
204 RoamingNotAllowed ::= ERROR
205     PARAMETER
206         roamingNotAllowedParam        RoamingNotAllowedParam
207
208 IllegalSubscriber ::= ERROR
209     PARAMETER
210         illegalSubscriberParam        IllegalSubscriberParam
211         -- optional
212         -- illegalSubscriberParam must not be used in version <3
213
214 IllegalEquipment ::= ERROR
215     PARAMETER
216         illegalEquipmentParam         IllegalEquipmentParam
217         -- optional
218         -- illegalEquipmentParam must not be used in version <3
219
220 BearerServiceNotProvisioned ::= ERROR
221     PARAMETER
222         bearerServNotProvParam        BearerServNotProvParam
223         -- optional
224         -- bearerServNotProvParam must not be used in version <3
225
226 TeleserviceNotProvisioned ::= ERROR
227     PARAMETER
228         teleservNotProvParam          TeleservNotProvParam
229         -- optional
230         -- teleservNotProvParam must not be used in version <3
231
232
233 -- handover errors
234
235 NoHandoverNumberAvailable ::= ERROR
236
237 SubsequentHandoverFailure ::= ERROR
238
239
240 -- operation and maintenance errors
241
242 TracingBufferFull ::= ERROR
243     PARAMETER
244         tracingBufferFullParam        TracingBufferFullParam
245         -- optional
246
247
248 -- call handling errors
249
250 NoRoamingNumberAvailable ::= ERROR
251     PARAMETER
252         noRoamingNbParam              NoRoamingNbParam
253         -- optional
254
255 AbsentSubscriber ::= ERROR
256     PARAMETER
257         absentSubscriberParam         AbsentSubscriberParam
258         -- optional
259
260         -- absentSubscriberParam must not be used in version <3
261
262 BusySubscriber ::= ERROR
263     PARAMETER
264         busySubscriberParam            BusySubscriberParam
265         -- optional
266

```

267	<b>NoSubscriberReply ::= ERROR</b>	
268	PARAMETER	
269	noSubscriberReplyParam	NoSubscriberReplyParam
270	-- optional	
271		
272	<b>CallBarred ::= ERROR</b>	
273	PARAMETER	
274	callBarredParam	CallBarredParam
275	-- optional	
276		
277	<b>ForwardingViolation ::= ERROR</b>	
278	PARAMETER	
279	forwardingViolationParam	ForwardingViolationParam
280	-- optional	
281		
282	<b>ForwardingFailed ::= ERROR</b>	
283	PARAMETER	
284	forwardingFailedParam	ForwardingFailedParam
285	-- optional	
286		
287	<b>CUG-Reject ::= ERROR</b>	
288	PARAMETER	
289	cug-RejectParam	CUG-RejectParam
290	-- optional	
291		
292	<b>OR-NotAllowed ::= ERROR</b>	
293	PARAMETER	
294	or-NotAllowedParam	OR-NotAllowedParam
295	-- optional	
296		
297		
298	-- any time interrogation errors	
299	<b>ATI-NotAllowed ::= ERROR</b>	
300	PARAMETER	
301	ati-NotAllowedParam	ATI-NotAllowedParam
302	-- optional	
303		
304		
305	-- supplementary service errors	
306		
307	<b>IllegalSS-Operation ::= ERROR</b>	
308		
309	<b>SS-ErrorStatus ::= ERROR</b>	
310	PARAMETER	
311	ss-Status	SS-Status
312	-- optional	
313		
314	<b>SS-NotAvailable ::= ERROR</b>	
315		
316	<b>SS-SubscriptionViolation ::= ERROR</b>	
317		
318	<b>SS-Incompatibility ::= ERROR</b>	
319	PARAMETER	
320	ss-IncompatibilityCause	SS-IncompatibilityCause
321	-- optional	
322		
323	<b>UnknownAlphabet ::= ERROR</b>	
324		
325	<b>USSD-Busy ::= ERROR</b>	
326		
327	<b>PW-RegistrationFailure ::= ERROR</b>	
328	PARAMETER	
329	pw-RegistrationFailureCause	PW-RegistrationFailureCause
330		
331	<b>NegativePW-Check ::= ERROR</b>	
332		
333	<b>NumberOfPW-AttemptsViolation ::= ERROR</b>	
334		
335	<b>ShortTermDenial ::= ERROR</b>	
336	PARAMETER	
337	shortTermDenialParam	ShortTermDenialParam
338	-- optional	
339		

```

340 LongTermDenial ::= ERROR
341     PARAMETER
342         longTermDenialParam                LongTermDenialParam
343         -- optional
344
345
346 -- short message service errors
347
348 SubscriberBusyForMT-SMS ::= ERROR
349     PARAMETER
350         subBusyForMT-SMS-Param            SubBusyForMT-SMS-Param
351         -- optional
352
353 SM-DeliveryFailure ::= ERROR
354     PARAMETER
355         sm-DeliveryFailureCause          SM-DeliveryFailureCause
356
357 MessageWaitingListFull ::= ERROR
358     PARAMETER
359         messageWaitListFullParam        MessageWaitListFullParam
360         -- optional
361
362 AbsentSubscriberSM ::= ERROR
363     PARAMETER
364         absentSubscriberSM-Param        AbsentSubscriberSM-Param
365         -- optional
366
367 -- Group Call errors
368
369 NoGroupCallNumberAvailable ::= ERROR
370     PARAMETER
371         noGroupCallNbParam              NoGroupCallNbParam
372         -- optional
373
374 -- location service errors
375
376 UnauthorizedRequestingNetwork ::= ERROR
377     PARAMETER
378         unauthorizedRequestingNetwork-Param  UnauthorizedRequestingNetwork-Param
379         -- optional
380
381 UnauthorizedLCSCClient ::= ERROR
382     PARAMETER
383         unauthorizedLCSCClient-Param        UnauthorizedLCSCClient-Param
384         -- optional
385
386 PositionMethodFailure ::= ERROR
387     PARAMETER
388         positionMethodFailure-Param        PositionMethodFailure-Param
389         -- optional
390
391 UnknownOrUnreachableLCSCClient ::= ERROR
392     PARAMETER
393         unknownOrUnreachableLCSCClient-Param  UnknownOrUnreachableLCSCClient-Param
394         -- optional
395
396 END
    
```

## 17.6.7 Group Call operations

```

1  MAP-Group-Call-Operations {
2      ccitt identified-organization (4) etsi (0) mobileDomain (0)
3      gsm-Network (1) modules (3) map-Group-Call-Operations (22)
4      version5 (5)}
5
6  DEFINITIONS
7
8  ::=
9
10 BEGIN
11
12 EXPORTS
13     PrepareGroupCall,
14     SendGroupCallEndSignal,
15     ForwardGroupCallSignalling,
16     ProcessGroupCallSignalling
17 ;
    
```



```

18
19 IMPORTS
20 OPERATION
21 FROM TCAPMessages {
22     ccitt recommendation q 773 modules (2) messages (1) version2 (2)}
23
24     SystemFailure,
25     UnexpectedDataValue,
26     NoGroupCallNumberAvailable
27 FROM MAP-Errors {
28     ccitt identified-organization (4) etsi (0) mobileDomain (0)
29     gsm-Network (1) modules (3) map-Errors (10) version5 (5)}
30
31     PrepareGroupCallArg,
32     PrepareGroupCallRes,
33     SendGroupCallEndSignalArg,
34     SendGroupCallEndSignalRes,
35     ForwardGroupCallSignallingArg,
36     ProcessGroupCallSignallingArg
37 FROM MAP-GR-DataTypes {
38     ccitt identified-organization (4) etsi (0) mobileDomain (0)
39     gsm-Network (1) modules (3) map-GR-DataTypes (23) version5 (5)}
40
41
42
43 ;
44
45

```

```

46 PrepareGroupCall ::= OPERATION --Timer m
47     ARGUMENT
48         prepareGroupCallArg          PrepareGroupCallArg
49     RESULT
50         prepareGroupCallRes          PrepareGroupCallRes
51     ERRORS {
52         SystemFailure,
53         NoGroupCallNumberAvailable,
54         UnexpectedDataValue}
55

```

```

56 SendGroupCallEndSignal ::= OPERATION --Timer l
57     ARGUMENT
58         sendGroupCallEndSignalArg    SendGroupCallEndSignalArg
59     RESULT
60         sendGroupCallEndSignalRes    SendGroupCallEndSignalRes
61
62

```

```

63 ProcessGroupCallSignalling ::= OPERATION --Timer s
64     ARGUMENT
65         processGroupCallSignallingArg ProcessGroupCallSignallingArg
66

```

```

67 ForwardGroupCallSignalling ::= OPERATION --Timer s
68     ARGUMENT
69         forwardGroupCallSignallingArg ForwardGroupCallSignallingArg
70

```

```

71 END

```

## 17.6.8 Location service operations

```

1 MAP-LocationServiceOperations {
2     ccitt identified-organization (4) etsi (0) mobileDomain (0)
3     gsm-Network (1) modules (3) map-LocationServiceOperations (24)
4     version5 (5)}
5
6 DEFINITIONS
7
8 ::=
9
10 BEGIN
11
12 EXPORTS
13     ProvideSubscriberLocation,
14     SendRoutingInfoForLCS,
15     SubscriberLocationReport
16 ;
17

```

```

18 IMPORTS
19 OPERATION
20 FROM TCAPMessages {
21     ccitt recommendation q 773 modules (2) messages (1) version2 (2)}
22
23     SystemFailure,
24     DataMissing,
25     UnexpectedDataValue,
26     FacilityNotSupported,
27     UnknownSubscriber,
28     AbsentSubscriber,
29     UnauthorizedRequestingNetwork,
30     UnauthorizedLCSCClient,
31     PositionMethodFailure,
32     ResourceLimitation,
33     UnknownOrUnreachableLCSCClient,
34     UnidentifiedSubscriber,
35     IllegalEquipment,
36     IllegalSubscriber
37 FROM MAP-Errors {
38     ccitt identified-organization (4) etsi (0) mobileDomain (0)
39     gsm-Network (1) modules (3) map-Errors (10) version5 (5)}
40
41     RoutingInfoForLCS-Arg,
42     RoutingInfoForLCS-Res,
43     ProvideSubscriberLocation-Arg,
44     ProvideSubscriberLocation-Res,
45     SubscriberLocationReport-Arg,
46     SubscriberLocationReport-Res
47 FROM MAP-LCS-DataTypes {
48     ccitt identified-organization (4) etsi (0) mobileDomain (0)
49     gsm-Network (1) modules (3) map-LCS-DataTypes (25) version5 (5)}
50 ;
51

```

```

52 SendRoutingInfoForLCS ::= OPERATION          --Timer m
53     ARGUMENT
54         routingInfoForLCS-Arg          RoutingInfoForLCS-Arg
55     RESULT
56         routingInfoForLCS-Res          RoutingInfoForLCS-Res
57     ERRORS {
58         SystemFailure,
59         DataMissing,
60         UnexpectedDataValue,
61         FacilityNotSupported,
62         UnknownSubscriber,
63         AbsentSubscriber,
64         UnauthorizedRequestingNetwork }
65

```

```

66 ProvideSubscriberLocation ::= OPERATION      --Timer ml
67     ARGUMENT
68         provideSubscriberLocation-Arg  ProvideSubscriberLocation-Arg
69     RESULT
70         provideSubscriberLocation-Res  ProvideSubscriberLocation-Res
71     ERRORS {
72         SystemFailure,
73         DataMissing,
74         UnexpectedDataValue,
75         FacilityNotSupported,
76         UnidentifiedSubscriber,
77         IllegalSubscriber,
78         IllegalEquipment,
79         AbsentSubscriber,
80         UnauthorizedRequestingNetwork,
81         UnauthorizedLCSCClient,
82         PositionMethodFailure }
83

```

```

84 SubscriberLocationReport ::= OPERATION      --Timer m
85   ARGUMENT
86     subscriberLocationReport-Arg  SubscriberLocationReport-Arg
87   RESULT
88     subscriberLocationReport-Res  SubscriberLocationReport-Res
89   ERRORS {
90     SystemFailure,
91     DataMissing,
92     UnexpectedDataValue,
93     ResourceLimitation,
94     UnknownSubscriber,
95     UnauthorizedRequestingNetwork,
96     UnknownOrUnreachableLCSCClient}
97
98 END
99

```

## 17.7 MAP constants and data types

### 17.7.1 Mobile Service data types

```

1  MAP-MS-DataTypes {
2    ccitt identified-organization (4) etsi (0) mobileDomain (0)
3    gsm-Network (1) modules (3) map-MS-DataTypes (11) version5 (5)}
4
5  DEFINITIONS
6
7  IMPLICIT TAGS
8
9  ::=
10
11 BEGIN
12
13 EXPORTS
14
15   -- location registration types
16   UpdateLocationArg,
17   UpdateLocationRes,
18   CancelLocationArg,
19   CancelLocationRes,
20   PurgeMS-Arg,
21   PurgeMS-Res,
22   SendIdentificationRes,
23   UpdateGprsLocationArg,
24   UpdateGprsLocationRes,
25
26
27
28   -- handover types
29   PrepareHO-Arg,
30   PrepareHO-Res,
31   PrepareSubsequentHO-Arg,
32
33   -- authentication management types
34   SendAuthenticationInfoArg,
35   SendAuthenticationInfoRes,
36
37   -- security management types
38   EquipmentStatus,
39   Kc,
40
41   -- subscriber management types
42   InsertSubscriberDataArg,
43   InsertSubscriberDataRes,
44   DeleteSubscriberDataArg,
45   DeleteSubscriberDataRes,
46   SubscriberData,
47   ODB-Data,
48   SubscriberStatus,
49   ZoneCodeList,
50   maxNumOfZoneCodes,
51   O-CSI,
52   O-BcsmCamelTDPCriteriaList,
53   SS-CSI,
54   ServiceKey,
55   DefaultCallHandling,

```

```

56 CamelCapabilityHandling,
57 BasicServiceCriteria,
58 SupportedCamelPhases,
59 maxNumOfCamelTDPData,
60 CUG-Index,
61 CUG-Interlock,
62 InterCUG-Restrictions,
63 IntraCUG-Options,
64 NotificationToMSUser,
65
66 -- fault recovery types
67 ResetArg,
68 RestoreDataArg,
69 RestoreDataRes,
70
71 -- subscriber information enquiry types
72 ProvideSubscriberInfoArg,
73 ProvideSubscriberInfoRes,
74 SubscriberInfo,
75 LocationInformation,
76 SubscriberState,
77
78 -- any time information enquiry types
79 AnyTimeInterrogationArg,
80 AnyTimeInterrogationRes,
81
82 -- gprs location information retrieval types
83 SendRoutingInfoForGprsArg,
84 SendRoutingInfoForGprsRes,
85
86 -- failure reporting types
87 FailureReportArg,
88 FailureReportRes,
89
90 -- gprs notification types
91 NoteMsPresentForGprsArg,
92 NoteMsPresentForGprsRes
93
94
95 ;
96
97 IMPORTS
98     maxNumOfSS,
99     SS-SubscriptionOption,
100    SS-List
101 FROM MAP-SS-DataTypes {
102     ccitt identified-organization (4) etsi (0) mobileDomain (0)
103     gsm-Network (1) modules (3) map-SS-DataTypes (14) version5 (5)}
104
105     SS-Code
106 FROM MAP-SS-Code {
107     ccitt identified-organization (4) etsi (0) mobileDomain (0)
108     gsm-Network (1) modules (3) map-SS-Code (15) version5 (5)}
109
110     Ext-BearerServiceCode
111 FROM MAP-BS-Code {
112     ccitt identified-organization (4) etsi (0) mobileDomain (0)
113     gsm-Network (1) modules (3) map-BS-Code (20) version5 (5)}
114
115     Ext-TeleserviceCode
116 FROM MAP-TS-Code {
117     ccitt identified-organization (4) etsi (0) mobileDomain (0)
118     gsm-Network (1) modules (3) map-TS-Code (19) version5 (5)}
119
120
121     ISDN-AddressString,
122     maxISDN-AddressLength,
123     ISDN-SubaddressString,
124     ExternalSignalInfo,
125     IMSI,
126     HLR-List,
127     LMSI,
128     Identity,
129     GlobalCellId,
130     CellIdOrLAI,
131     Ext-BasicServiceCode,
132     NAEA-PreferredCI,
133     EMLPP-Info,
134     SubscriberIdentity,

```

```

135 AgeOfLocationInformation,
136 LCSClientExternalID,
137 LCSClientInternalID
138
139
140
141 FROM MAP-CommonDataTypes {
142   ccitt identified-organization (4) etsi (0) mobileDomain (0)
143   gsm-Network (1) modules (3) map-CommonDataTypes (18) version5 (5)}
144
145   ExtensionContainer
146 FROM MAP-ExtensionDataTypes {
147   ccitt identified-organization (4) etsi (0) mobileDomain (0)
148   gsm-Network (1) modules (3) map-ExtensionDataTypes (21) version5 (5)}
149
150   AbsentSubscriberDiagnosticSM
151 FROM MAP-ER-DataTypes {
152   ccitt identified-organization (4) etsi (0) mobileDomain (0)
153   gsm-Network (1) modules (3) map-ER-DataTypes (17) version5 (5)}
154
155
156 ;

```

159 -- location registration types

161	<b>UpdateLocationArg</b> ::= SEQUENCE {		
162	imsi	IMSI,	
163			
164	msc-Number	[1] ISDN-AddressString,	
165	vlr-Number	ISDN-AddressString,	
166	lmsi	[10] LMSI OPTIONAL,	
167	extensionContainer	ExtensionContainer	OPTIONAL,
168	...		
169	vlr-Capability	[6] VLR-Capability	OPTIONAL }

171	<b>VLR-Capability</b> ::= SEQUENCE{		
172	supportedCamelPhases	[0] SupportedCamelPhases	OPTIONAL,
173	extensionContainer	ExtensionContainer	OPTIONAL,
174	...		
175	solsaSupportIndicator	[2] NULL	OPTIONAL }

178	<b>UpdateLocationRes</b> ::= SEQUENCE {		
179	hlr-Number	ISDN-AddressString,	
180			
181	extensionContainer	ExtensionContainer	OPTIONAL,
182	...		

184	<b>CancelLocationArg</b> ::= [3] SEQUENCE {		
185	identity	Identity,	
186	cancellationType	CancellationType	OPTIONAL,
187	extensionContainer	ExtensionContainer	OPTIONAL,
188	...		

191	<b>CancellationType</b> ::= ENUMERATED {		
192	updateProcedure	(0),	
193	subscriptionWithdraw	(1),	
194	...		
195	-- The HLR shall not send values other than listed above		

198	<b>CancelLocationRes</b> ::= SEQUENCE {		
199	extensionContainer	ExtensionContainer	OPTIONAL,
200	...		

202	<b>PurgeMS-Arg</b> ::= [3] SEQUENCE {		
203	imsi	IMSI,	
204	vlr-Number	[0] ISDN-AddressString	OPTIONAL,
205	sgsn-Number	[1] ISDN-AddressString	OPTIONAL,
206	extensionContainer	ExtensionContainer	OPTIONAL,
207	...		

```

209 PurgeMS-Res ::= SEQUENCE {
210     freezeTMSI                [0] NULL                OPTIONAL,
211     freezeP-TMSI              [1] NULL                OPTIONAL,
212     extensionContainer        ExtensionContainer        OPTIONAL,
213     ...}
214
215 SendIdentificationRes ::= SEQUENCE {
216     imsi                      IMSI,
217     authenticationSetList     AuthenticationSetList        OPTIONAL,
218     ...}
219
220 AuthenticationSetList ::= SEQUENCE SIZE (1..5) OF
221     AuthenticationSet
222
223 AuthenticationSet ::= SEQUENCE {
224     rand                      RAND,
225     sres                      SRES,
226     kc                        Kc,
227     ...}
228
229 RAND ::= OCTET STRING (SIZE (16))
230
231 SRES ::= OCTET STRING (SIZE (4))
232
233 Kc ::= OCTET STRING (SIZE (8))
234
235 -- gprs location registration types
236
237 UpdateGprsLocationArg ::= SEQUENCE {
238     imsi                      IMSI,
239     sgsn-Number              ISDN-AddressString,
240     sgsn-Address             GSN-Address,
241     extensionContainer        ExtensionContainer        OPTIONAL,
242     ... ,
243     sgsn-Capability          [0] SGSN-Capability        OPTIONAL }
244
245 SGSN-Capability ::= SEQUENCE{
246     solsaSupportIndicator     NULL                OPTIONAL,
247     extensionContainer        [1] ExtensionContainer    OPTIONAL,
248     ... }
249
250 GSN-Address ::= OCTET STRING (SIZE (5..17))
251 -- Octets are coded according to TS GSM 03.03
252
253 UpdateGprsLocationRes ::= SEQUENCE {
254     hlr-Number                ISDN-AddressString,
255     extensionContainer        ExtensionContainer        OPTIONAL,
256     ...}
257
258 -- handover types
259
260 PrepareHO-Arg ::= SEQUENCE {
261     targetCellId              GlobalCellId                OPTIONAL,
262     ho-NumberNotRequired      NULL                OPTIONAL,
263     bss-APDU                  ExternalSignalInfo        OPTIONAL,
264     ...}
265
266 PrepareHO-Res ::= SEQUENCE {
267     handoverNumber            ISDN-AddressString        OPTIONAL,
268     bss-APDU                  ExternalSignalInfo        OPTIONAL,
269     ...}
270
271 PrepareSubsequentHO-Arg ::= SEQUENCE {
272     targetCellId              GlobalCellId,
273     targetMSC-Number          ISDN-AddressString,
274     bss-APDU                  ExternalSignalInfo,
275     ...}
276
277 -- authentication management types
278
279 SendAuthenticationInfoArg ::= IMSI
280
281 SendAuthenticationInfoRes ::= AuthenticationSetList
282
283

```

284 -- security management types

285

```
286 EquipmentStatus ::= ENUMERATED {
287     whiteListed (0),
288     blackListed (1),
289     greyListed (2)}
290
```

291 -- subscriber management types

292

```
293
294 InsertSubscriberDataArg ::= SEQUENCE {
295     imsi [0] IMSI OPTIONAL,
296     COMPONENTS OF SubscriberData,
297     extensionContainer [14] ExtensionContainer OPTIONAL,
298     ... ,
299     naea-PreferredCI [15] NAEA-PreferredCI OPTIONAL,
300     -- naea-PreferredCI is included at the discretion of the HLR operator.
301     gprsSubscriptionData [16] GPRSSubscriptionData OPTIONAL,
302     roamingRestrictedInSgsnDueToUnsupportedFeature [23] NULL
303     OPTIONAL,
304     networkAccessMode [24] NetworkAccessMode OPTIONAL,
305     lsaInformation [25] LSAInformation OPTIONAL,
306     lmu-Indicator [21] NULL OPTIONAL,
307     lcsInformation [22] LCSInformation OPTIONAL,
308     }
309 -- If the Network Access Mode parameter is sent, it shall be present only in
310 -- the first sequence if the segmentation is used
311
```

```
312 LCSInformation ::= SEQUENCE {
313     gmlc-List [0] GMLC-List OPTIONAL,
314     lcs-PrivacyExceptionList [1] LCS-PrivacyExceptionList OPTIONAL,
315     molr-List [2] MOLR-List OPTIONAL,
316     ...}
317
```

```
318 GMLC-List ::= SEQUENCE SIZE (1..maxNumOfGMLC) OF
319     ISDN-AddressString
320 -- if segmentation is used, the complete GMLC-List shall be sent in one segment
321
```

```
322 maxNumOfGMLC INTEGER ::= 5
323
```

```
324
325 NetworkAccessMode ::= ENUMERATED {
326     bothMSCAndSGSN (0),
327     onlyMSC (1),
328     onlySGSN (2),
329     ...}
330 -- if unknown values are received in NetworkAccessMode
331 -- they shall be discarded.
332
```

```
333 GPRSDataList ::= SEQUENCE SIZE (1..maxNumOfPDP-Contexts) OF
334     PDP-Context
335
```

```
336 maxNumOfPDP-Contexts INTEGER ::= 50
337
```

```
338 PDP-Context ::= SEQUENCE {
339     pdp-ContextId ContextId,
340     pdp-Type [16] PDP-Type,
341     pdp-Address [17] PDP-Address OPTIONAL,
342     qos-Subscribed [18] QoS-Subscribed,
343     vplmnAddressAllowed [19] NULL OPTIONAL,
344     apn [20] APN ,
345     extensionContainer [21] ExtensionContainer OPTIONAL,
346     ...}
347
```

```
348 ContextId ::= INTEGER (1..maxNumOfPDP-Contexts)
349
```

```
350 GPRSSubscriptionData ::= SEQUENCE {
351     completeDataListIncluded NULL OPTIONAL,
352     -- If segmentation is used, completeDataListIncluded may only be present in the
353     -- first segment.
354     gprsDataList [1] GPRSDataList,
355     extensionContainer [2] ExtensionContainer OPTIONAL,
356     ...}
357
358
```

```

359 APN ::= OCTET STRING (SIZE (2..63))
360     -- Octets are coded according to TS GSM 03.03
361
362
363 PDP-Type ::= OCTET STRING (SIZE (2))
364     -- Octets are coded according to TS GSM 09.60
365
366 PDP-Address ::= OCTET STRING (SIZE (1..16))
367     -- Octets are coded according to TS GSM 09.60
368
369     -- The possible size values are:
370     -- 1-7 octets X.25 address type
371     -- 4 octets IPv4 address type
372     -- 16 octets Ipv6 address type
373
374 QoS-Subscribed ::= OCTET STRING (SIZE (3))
375     -- Octets are coded according to TS GSM 04.08.
376
377 LSAOnlyAccessIndicator ::= ENUMERATED {
378     accessOutsideLSAsAllowed (0),
379     accessOutsideLSAsRestricted (1)}
380
381 LSADataList ::= SEQUENCE SIZE (1..maxNumOfLSAs) OF
382     LSAData
383
384 maxNumOfLSAs INTEGER ::= 20
385
386 LSAData ::= SEQUENCE {
387     lsaIdentity [0] LSAIdentity,
388     lsaAttributes [1] LSAAttributes,
389     lsaActiveModeIndicator [2] NULL OPTIONAL,
390     extensionContainer [3] ExtensionContainer OPTIONAL,
391     ...}
392
393 LSAInformation ::= SEQUENCE {
394     completeDataListIncluded NULL OPTIONAL,
395
396     -- If segmentation is used, completeDataListIncluded may only be present in the
397     -- first segment.
398     lsaOnlyAccessIndicator [1] LSAOnlyAccessIndicator OPTIONAL,
399     lsaDataList [2] LSADataList OPTIONAL,
400     extensionContainer [3] ExtensionContainer OPTIONAL,
401     ...}
402
403 LSAIdentity ::= OCTET STRING (SIZE (3))
404     -- Octets are coded according to TS GSM 03.03
405
406 LSAAttributes ::= OCTET STRING (SIZE (1))
407     -- Octets are coded according to TS GSM 08.08
408
409
410 SubscriberData ::= SEQUENCE {
411     msisdn [1] ISDN-AddressString OPTIONAL,
412     category [2] Category OPTIONAL,
413     subscriberStatus [3] SubscriberStatus OPTIONAL,
414     bearerServiceList [4] BearerServiceList OPTIONAL,
415     -- The exception handling for reception of unsupported / not allocated
416     -- bearerServiceCodes is defined in section 6.8.1
417     teleserviceList [6] TeleserviceList OPTIONAL,
418     -- The exception handling for reception of unsupported / not allocated
419     -- teleserviceCodes is defined in section 6.8.1
420     provisionedSS [7] Ext-SS-InfoList OPTIONAL,
421     odb-Data [8] ODB-Data OPTIONAL,
422     roamingRestrictionDueToUnsupportedFeature [9] NULL OPTIONAL,
423     regionalSubscriptionData [10] ZoneCodeList OPTIONAL,
424     vbsSubscriptionData [11] VBSDataList OPTIONAL,
425     vgcSSubscriptionData [12] VGCSDataList OPTIONAL,
426     vlrCamelSubscriptionInfo [13] VlrCamelSubscriptionInfo OPTIONAL,
427     }
428
429 Category ::= OCTET STRING (SIZE (1))
430     -- The internal structure is defined in CCITT Rec Q.763.
431

```



432	<b>SubscriberStatus</b> ::= ENUMERATED {		
433	serviceGranted (0),		
434	operatorDeterminedBarring (1)}		
435			
436	<b>BearerServiceList</b> ::= SEQUENCE SIZE (1..maxNumOfBearerServices) OF		
437	Ext-BearerServiceCode		
438			
439	<b>maxNumOfBearerServices</b> INTEGER ::= 50		
440			
441	<b>TeleserviceList</b> ::= SEQUENCE SIZE (1..maxNumOfTeleservices) OF		
442	Ext-TeleserviceCode		
443			
444	<b>maxNumOfTeleservices</b> INTEGER ::= 20		
445			
446	<b>ODB-Data</b> ::= SEQUENCE {		
447	odb-GeneralData	ODB-GeneralData,	
448	odb-HPLMN-Data	ODB-HPLMN-Data	OPTIONAL,
449	extensionContainer	ExtensionContainer	OPTIONAL,
450	...}		
451			
452	<b>ODB-GeneralData</b> ::= BIT STRING {		
453	allOG-CallsBarred (0),		
454	internationalOGCallsBarred (1),		
455	internationalOGCallsNotToHPLMN-CountryBarred (2),		
456	interzonalOGCallsBarred (6),		
457	interzonalOGCallsNotToHPLMN-CountryBarred (7),		
458	interzonalOGCallsAndInternationalOGCallsNotToHPLMN-CountryBarred (8),		
459	premiumRateInformationOGCallsBarred (3),		
460	premiumRateEntertainmentOGCallsBarred (4),		
461	ss-AccessBarred (5),		
462	allECT-Barred (9),		
463	chargeableECT-Barred (10),		
464	internationalECT-Barred (11),		
465	interzonalECT-Barred (12),		
466	doublyChargeableECT-Barred (13),		
467	multipleECT-Barred (14)} (SIZE (15..32))		
468	-- exception handling: reception of unknown bit assignments in the		
469	-- ODB-GeneralData type shall be treated like unsupported ODB-GeneralData		
470			
471	<b>ODB-HPLMN-Data</b> ::= BIT STRING {		
472	plmn-SpecificBarringType1 (0),		
473	plmn-SpecificBarringType2 (1),		
474	plmn-SpecificBarringType3 (2),		
475	plmn-SpecificBarringType4 (3)} (SIZE (4..32))		
476	-- exception handling: reception of unknown bit assignments in the		
477	-- ODB-HPLMN-Data type shall be treated like unsupported ODB-HPLMN-Data		
478			
479	<b>Ext-SS-InfoList</b> ::= SEQUENCE SIZE (1..maxNumOfSS) OF		
480	Ext-SS-Info		
481			
482	<b>Ext-SS-Info</b> ::= CHOICE {		
483	forwardingInfo	[0] Ext-ForwInfo,	
484	callBarringInfo	[1] Ext-CallBarInfo,	
485	cug-Info	[2] CUG-Info,	
486	ss-Data	[3] Ext-SS-Data,	
487	emlpp-Info	[4] EMLPP-Info}	
488			
489			
490	<b>Ext-ForwInfo</b> ::= SEQUENCE {		
491	ss-Code	SS-Code,	
492	forwardingFeatureList	Ext-ForwFeatureList,	
493	extensionContainer	[0] ExtensionContainer	OPTIONAL,
494	...}		
495			
496	<b>Ext-ForwFeatureList</b> ::= SEQUENCE SIZE (1..maxNumOfExt-BasicServiceGroups) OF		
497	Ext-ForwFeature		
498			

```

499 Ext-ForwFeature ::= SEQUENCE {
500     basicService                               Ext-BasicServiceCode           OPTIONAL,
501     ss-Status [4] Ext-SS-Status,
502     forwardedToNumber                          [5] ISDN-AddressString           OPTIONAL,
503     -- When this data type is sent from an HLR which supports CAMEL Phase 2
504     -- to a VLR that supports CAMEL Phase 2 the VLR shall not check the
505     -- format of the number
506     forwardedToSubaddress                      [8] ISDN-SubaddressString       OPTIONAL,
507     forwardingOptions                          [6] Ext-ForwOptions             OPTIONAL,
508     noReplyConditionTime                      [7] Ext-NoRepCondTime          OPTIONAL,
509     extensionContainer                        [9] ExtensionContainer          OPTIONAL,
510     ...}

```

```

512 Ext-SS-Status ::= OCTET STRING (SIZE (1..5))
513
514     -- OCTET 1:
515     --
516     -- bits 8765: 0000 (unused)
517     -- bits 4321: Used to convey the "P bit", "R bit", "A bit" and "Q bit",
518     --             representing supplementary service state information
519     --             as defined in TS GSM 03.11
520
521     -- bit 4: "Q bit"
522
523     -- bit 3: "P bit"
524
525     -- bit 2: "R bit"
526
527     -- bit 1: "A bit"
528
529     -- OCTETS 2-5: reserved for future use. They shall be discarded if
530     -- received and not understood.

```

```

533 Ext-ForwOptions ::= OCTET STRING (SIZE (1..5))
534
535     -- OCTET 1:
536     --
537     -- bit 8: notification to forwarding party
538     -- 0 no notification
539     -- 1 notification
540
541     -- bit 7: redirecting presentation
542     -- 0 no presentation
543     -- 1 presentation
544
545     -- bit 6: notification to calling party
546     -- 0 no notification
547     -- 1 notification
548
549     -- bit 5: 0 (unused)
550
551     -- bits 43: forwarding reason
552     -- 00 ms not reachable
553     -- 01 ms busy
554     -- 10 no reply
555     -- 11 unconditional
556
557     -- bits 21: 00 (unused)
558
559     -- OCTETS 2-5: reserved for future use. They shall be discarded if
560     -- received and not understood.

```

```

562 Ext-NoRepCondTime ::= INTEGER (1..100)
563     -- Only values 5-30 are used.
564     -- Values in the ranges 1-4 and 31-100 are reserved for future use
565     -- If received:
566     --     values 1-4 shall be mapped on to value 5
567     --     values 31-100 shall be mapped on to value 30

```

```

569 Ext-CallBarInfo ::= SEQUENCE {
570     ss-Code                                     SS-Code,
571     callBarringFeatureList                    Ext-CallBarFeatureList,
572     extensionContainer                        ExtensionContainer           OPTIONAL,
573     ...}

```

574

```

575 Ext-CallBarFeatureList ::= SEQUENCE SIZE (1..maxNumOfExt-BasicServiceGroups) OF
576                               Ext-CallBarringFeature
577
578 Ext-CallBarringFeature ::= SEQUENCE {
579     basicService                Ext-BasicServiceCode                OPTIONAL,
580     ss-Status [4] Ext-SS-Status,
581     extensionContainer          ExtensionContainer                  OPTIONAL,
582     ...}
583
584 CUG-Info ::= SEQUENCE {
585     cug-SubscriptionList        CUG-SubscriptionList,
586     cug-FeatureList            CUG-FeatureList                OPTIONAL,
587     extensionContainer          [0] ExtensionContainer            OPTIONAL,
588     ...}
589
590 CUG-SubscriptionList ::= SEQUENCE SIZE (0..maxNumOfCUG) OF
591                               CUG-Subscription
592
593 CUG-Subscription ::= SEQUENCE {
594     cug-Index CUG-Index,
595     cug-Interlock                CUG-Interlock,
596     intraCUG-Options            IntraCUG-Options,
597     basicServiceGroupList       Ext-BasicServiceGroupList    OPTIONAL,
598     extensionContainer          [0] ExtensionContainer            OPTIONAL,
599     ...}
600
601 CUG-Index ::= INTEGER (0..32767)
602     -- The internal structure is defined in ETS 300 138.
603
604 CUG-Interlock ::= OCTET STRING (SIZE (4))
605
606 IntraCUG-Options ::= ENUMERATED {
607     noCUG-Restrictions (0),
608     cugIC-CallBarred (1),
609     cugOG-CallBarred (2)}
610
611 maxNumOfCUG INTEGER ::= 10
612
613 CUG-FeatureList ::= SEQUENCE SIZE (1..maxNumOfExt-BasicServiceGroups) OF
614                               CUG-Feature
615
616 Ext-BasicServiceGroupList ::= SEQUENCE SIZE (1..maxNumOfExt-BasicServiceGroups) OF
617                               Ext-BasicServiceCode
618
619 maxNumOfExt-BasicServiceGroups INTEGER ::= 32
620
621 CUG-Feature ::= SEQUENCE {
622     basicService                Ext-BasicServiceCode                OPTIONAL,
623     preferentialCUG-Indicator   CUG-Index OPTIONAL,
624     interCUG-Restrictions       InterCUG-Restrictions,
625     extensionContainer          ExtensionContainer                  OPTIONAL,
626     ...}
627
628 InterCUG-Restrictions ::= OCTET STRING (SIZE (1))
629
630     -- bits 876543: 000000 (unused)
631     -- Exception handling:
632     -- bits 876543 shall be ignored if received and not understood
633
634     -- bits 21
635     -- 00 CUG only facilities
636     -- 01 CUG with outgoing access
637     -- 10 CUG with incoming access
638     -- 11 CUG with both outgoing and incoming access
639

```

640	<b>Ext-SS-Data</b> ::= SEQUENCE {		
641	ss-Code	SS-Code,	
642	ss-Status [4] Ext-SS-Status,		
643	ss-SubscriptionOption	SS-SubscriptionOption	OPTIONAL,
644	basicServiceGroupList	Ext-BasicServiceGroupList	OPTIONAL,
645	extensionContainer	[5] ExtensionContainer	OPTIONAL,
646	...}		
647			
648	<b>LCS-PrivacyExceptionList</b> ::= SEQUENCE SIZE (1..maxNumOfPrivacyClass) OF		
649		LCS-PrivacyClass	
650			
651	<b>maxNumOfPrivacyClass</b> INTEGER ::= 4		
652			
653	<b>LCS-PrivacyClass</b> ::= SEQUENCE {		
654	ss-Code	SS-Code,	
655	ss-Status	Ext-SS-Status,	
656			
657	notificationToMSUser	[0] NotificationToMSUser	OPTIONAL,
658	-- notificationToMSUser is expected only for SS-code = callunrelated or		
659	-- SS-code = callrelated		
660	externalClientList	[1] ExternalClientList	OPTIONAL,
661	-- externalClientList is expected only for SS-code = callunrelated		
662	plmnClientList	[2] PLMNClientList	OPTIONAL,
663	-- plmnClientList is expected only for SS-code = plmnoperator		
664	extensionContainer	[3] ExtensionContainer	OPTIONAL,
665	...}		
666	-- if segmentation is used, the complete LCS-PrivacyClass shall be sent in one segment		
667			
668	<b>ExternalClientList</b> ::= SEQUENCE SIZE (0..maxNumOfExternalClient) OF		
669		ExternalClient	
670			
671	<b>maxNumOfExternalClient</b> INTEGER ::= 5		
672			
673	<b>PLMNClientList</b> ::= SEQUENCE SIZE (1..maxNumOfPLMNClient) OF		
674		LCSCClientInternalID	
675			
676	<b>maxNumOfPLMNClient</b> INTEGER ::= 5		
677			
678	<b>ExternalClient</b> ::= SEQUENCE {		
679	clientIdentity	LCSCClientExternalID,	
680	gmlc-Restriction	[0] GMLC-Restriction	OPTIONAL,
681	notificationToMSUser	[1] NotificationToMSUser	OPTIONAL,
682	extensionContainer	[2] ExtensionContainer	OPTIONAL,
683	... }		
684			
685	<b>GMLC-Restriction</b> ::= ENUMERATED {		
686	gmlc-List	(0),	
687	home-Country	(1),	
688	... }		
689	-- exception handling:		
690	-- At reception of any other value than the ones listed the receiver shall ignore		
691	-- GMLC-Restriction.		
692			
693	<b>NotificationToMSUser</b> ::= ENUMERATED {		
694	notifyLocationAllowed	(0),	
695	notifyAndVerify-LocationAllowedIfNoResponse	(1),	
696	notifyAndVerify-LocationNotAllowedIfNoResponse	(2),	
697	... }		
698	-- exception handling:		
699	-- At reception of any other value than the ones listed the receiver shall ignore		
700	-- NotificationToMSUser.		
701			
702	<b>MOLR-List</b> ::= SEQUENCE SIZE (1..maxNumOfMOLR-Class) OF		
703		MOLR-Class	
704			
705	<b>maxNumOfMOLR-Class</b> INTEGER ::= 3		
706			
707	<b>MOLR-Class</b> ::= SEQUENCE {		
708	ss-Code	SS-Code,	
709	ss-Status	Ext-SS-Status,	
710	extensionContainer	[0] ExtensionContainer	OPTIONAL,
711	...}		
712			
713	<b>ZoneCodeList</b> ::= SEQUENCE SIZE (1..maxNumOfZoneCodes)		
714		OF ZoneCode	
715			

716 ZoneCode ::= OCTET STRING (SIZE (2))  
 717 -- internal structure is defined in TS GSM 03.03

719 maxNumOfZoneCodes INTEGER ::= 10

721 InsertSubscriberDataRes ::= SEQUENCE {  
 722 teleserviceList [1] TeleserviceList OPTIONAL,  
 723 bearerServiceList [2] BearerServiceList OPTIONAL,  
 724 ss-List [3] SS-List OPTIONAL,  
 725 odb-GeneralData [4] ODB-GeneralData OPTIONAL,  
 726 regionalSubscriptionResponse [5] RegionalSubscriptionResponse OPTIONAL,  
 727 supportedCamelPhases [6] SupportedCamelPhases OPTIONAL,  
 728 extensionContainer [7] ExtensionContainer OPTIONAL,  
 730 ...}

732 RegionalSubscriptionResponse ::= ENUMERATED {  
 733 networkNode-AreaRestricted (0),  
 734 tooManyZoneCodes (1),  
 735 zoneCodesConflict (2),  
 736 regionalSubscNotSupported (3)}

738 DeleteSubscriberDataArg ::= SEQUENCE {  
 739 imsi [0] IMSI,  
 740 basicServiceList [1] BasicServiceList OPTIONAL,  
 741 -- The exception handling for reception of unsupported/not allocated  
 742 -- basicServiceCodes is defined in section 6.8.2  
 743 ss-List [2] SS-List OPTIONAL,  
 744 roamingRestrictionDueToUnsupportedFeature [4] NULL OPTIONAL,  
 745 regionalSubscriptionIdentifier [5] ZoneCode OPTIONAL,  
 746 vbsGroupIndication [7] NULL OPTIONAL,  
 747 vgcsGroupIndication [8] NULL OPTIONAL,  
 748 camelSubscriptionInfoWithdraw [9] NULL OPTIONAL,  
 749 extensionContainer [6] ExtensionContainer OPTIONAL,  
 750 ...,  
 751 gprsSubscriptionDataWithdraw [10] GPRSSubscriptionDataWithdraw OPTIONAL,  
 752 roamingRestrictedInSgsnDueToUnsupportedFeature [11] NULL OPTIONAL,  
 753 lsaInformationWithdraw [12] LSAInformationWithdraw OPTIONAL,  
 754 gmlc-ListWithdraw [13] NULL OPTIONAL }

756 GPRSSubscriptionDataWithdraw ::= CHOICE {  
 757 allGPRSData NULL,  
 758 contextIdList ContextIdList}

760 ContextIdList ::= SEQUENCE SIZE (1..maxNumOfPDP-Contexts) OF  
 761 ContextId

763 LSAInformationWithdraw ::= CHOICE {  
 764 allLSAData NULL,  
 765 lsaIdentityList LSAIdentityList }

767 LSAIdentityList ::= SEQUENCE SIZE (1..maxNumOfLSAs) OF  
 768 LSAIdentity

770 BasicServiceList ::= SEQUENCE SIZE (1..maxNumOfBasicServices) OF  
 771 Ext-BasicServiceCode

773 maxNumOfBasicServices INTEGER ::= 70

775 DeleteSubscriberDataRes ::= SEQUENCE {  
 776 regionalSubscriptionResponse [0] RegionalSubscriptionResponse OPTIONAL,  
 777 extensionContainer [1] ExtensionContainer OPTIONAL,  
 779 ...}

781 VlrCamelSubscriptionInfo ::= SEQUENCE {  
 782 o-CSI [0] O-CSI OPTIONAL,  
 783 extensionContainer [1] ExtensionContainer OPTIONAL,  
 784 ...,  
 785 ss-CSI [2] SS-CSI OPTIONAL,  
 786 o-BcsmCamelTDP-CriteriaList [4] O-BcsmCamelTDPCriteriaList OPTIONAL,  
 787 tif-CSI [3] NULL OPTIONAL,  
 788 }

789

790	<b>SS-CSI</b> ::= SEQUENCE {		
791	ss-CamelData	SS-CamelData,	
792	extensionContainer	ExtensionContainer	OPTIONAL,
793	...		
794			
795	<b>SS-CamelData</b> ::= SEQUENCE {		
796	ss-EventList	SS-EventList,	
797	gsmSCF-Address	ISDN-AddressString,	
798	extensionContainer	[0] ExtensionContainer	OPTIONAL,
799	...		
800	}		
801			
802	<b>SS-EventList</b> ::= SEQUENCE SIZE (1..maxNumOfCamelSSEvents) OF SS-Code		
803	-- Actions for the following SS-Code values are defined in CAMEL Phase 2:		
804	-- ect	SS-Code ::= '00110001'B	
805	-- multiPTY	SS-Code ::= '01010001'B	
806	-- cd	SS-Code ::= '00100100'B	
807	-- all other SS codes shall be ignored		
808			
809	<b>maxNumOfCamelSSEvents</b> INTEGER ::= 10		
810			
811	<b>O-CSI</b> ::= SEQUENCE {		
812	o-BcsmCamelTDPDataList	O-BcsmCamelTDPDataList,	
813	extensionContainer	ExtensionContainer	OPTIONAL,
814	...		
815	camelCapabilityHandling	[0] CamelCapabilityHandling	OPTIONAL
816	}		
817			
818	<b>O-BcsmCamelTDPDataList</b> ::= SEQUENCE SIZE (1..maxNumOfCamelTDPData) OF		
819	O-BcsmCamelTDPData		
820	--- O-BcsmCamelTDPDataList shall not contain more than one instance of		
821	--- O-BcsmCamelTDPData containing the same value for o-BcsmTriggerDetectionPoint.		
822	--- For CAMEL Phase 2, this means that only one instance of O-BcsmCamelTDPData is allowed		
823	--- with o-BcsmTriggerDetectionPoint being equal to DP2.		
824			
825	<b>maxNumOfCamelTDPData</b> INTEGER ::= 10		
826			
827	<b>O-BcsmCamelTDPData</b> ::= SEQUENCE {		
828	o-BcsmTriggerDetectionPoint	O-BcsmTriggerDetectionPoint,	
829	serviceKey	ServiceKey,	
830	gsmSCF-Address	[0] ISDN-AddressString,	
831	defaultCallHandling	[1] DefaultCallHandling,	
832	extensionContainer	[2] ExtensionContainer	OPTIONAL,
833	...		
834	}		
835			
836	<b>ServiceKey</b> ::= INTEGER (0..2147483647)		
837			
838	<b>O-BcsmTriggerDetectionPoint</b> ::= ENUMERATED {		
839	collectedInfo (2),		
840	...		
841	-- exception handling:		
842	-- For O-BcsmCamelTDPData sequences containing this parameter with any		
843	-- other value than the ones listed the receiver shall ignore the whole		
844	-- O-BcsmCamelTDPData sequence.		
845	-- For O-BcsmCamelTDP-Criteria sequences containing this parameter with any		
846	-- other value than the ones listed the receiver shall ignore the whole		
847	-- O-BcsmCamelTDP-Criteria sequence.		
848			
849	<b>O-BcsmCamelTDPCriteriaList</b> ::= SEQUENCE SIZE (1..maxNumOfCamelTDPData) OF		
850	O-BcsmCamelTDP-Criteria		
851			
852	<b>O-BcsmCamelTDP-Criteria</b> ::= SEQUENCE {		
853	o-BcsmTriggerDetectionPoint	O-BcsmTriggerDetectionPoint,	
854	destinationNumberCriteria	[0] DestinationNumberCriteria	OPTIONAL,
855	basicServiceCriteria	[1] BasicServiceCriteria	OPTIONAL,
856	callTypeCriteria	[2] CallTypeCriteria	OPTIONAL,
857	...		
858			
859	<b>DestinationNumberCriteria</b> ::= SEQUENCE {		
860	matchType	[0] MatchType,	
861	destinationNumberList	[1] DestinationNumberList	OPTIONAL,
862	destinationNumberLengthList	[2] DestinationNumberLengthList	OPTIONAL,
863	-- one or both of destinationNumberList and destinationNumberLengthList		
864	-- shall be present		
865	...		
866			

```

867 DestinationNumberList ::= SEQUENCE SIZE (1..maxNumOfCamelDestinationNumbers) OF
868                               ISDN-AddressString
869 -- The receiving entity shall not check the format of a number in
870 -- the dialled number list
871
872 DestinationNumberLengthList ::= SEQUENCE SIZE (1..maxNumOfCamelDestinationNumberLengths) OF
873                               INTEGER(1..maxNumOfISDN-AddressDigits)
874
875 BasicServiceCriteria ::= SEQUENCE SIZE(1..maxNumOfCamelBasicServiceCriteria) OF
876     Ext-BasicServiceCode
877
878 maxNumOfISDN-AddressDigits INTEGER ::= 15
879
880 maxNumOfCamelDestinationNumbers INTEGER ::= 10
881
882 maxNumOfCamelDestinationNumberLengths INTEGER ::= 3
883
884 maxNumOfCamelBasicServiceCriteria INTEGER ::= 5
885
886 CallTypeCriteria ::= ENUMERATED {
887     forwarded (0),
888     notForwarded (1)}
889
890 MatchType ::= ENUMERATED {
891     inhibiting (0),
892     enabling (1)}
893
894
895 DefaultCallHandling ::= ENUMERATED {
896     continueCall (0) ,
897     releaseCall (1) ,
898     ...}
899 -- exception handling:
900 -- reception of values in range 2-31 shall be treated as "continueCall"
901 -- reception of values greater than 31 shall be treated as "releaseCall"
902
903 CamelCapabilityHandling ::= INTEGER(1..16)
904 -- value 1 = CAMEL phase 1,
905 -- value 2 = CAMEL phase 2:
906 -- reception of values greater than 2 shall be treated as CAMEL phase 2
907
908 SupportedCamelPhases ::= BIT STRING {
909     phase1 (0),
910     phase2 (1) } (SIZE (1..16))
911
912
913 -- gprs location information retrieval types
914
915 SendRoutingInfoForGprsArg ::= SEQUENCE {
916     imsi [0] IMSI,
917     ggsn-Address [1] GSN-Address OPTIONAL,
918     ggsn-Number [2] ISDN-AddressString,
919     extensionContainer [3] ExtensionContainer OPTIONAL,
920     ...}
921
922 SendRoutingInfoForGprsRes ::= SEQUENCE {
923     sgsn-Address [0] GSN-Address,
924     ggsn-Address [1] GSN-Address OPTIONAL,
925     mobileNotReachableReason [2] AbsentSubscriberDiagnosticSM OPTIONAL,
926     extensionContainer [3] ExtensionContainer OPTIONAL,
927     ...}
928
929 -- failure report types
930
931 FailureReportArg ::= SEQUENCE {
932     imsi [0] IMSI,
933     ggsn-Number [1] ISDN-AddressString ,
934     ggsn-Address [2] GSN-Address OPTIONAL,
935     extensionContainer [3] ExtensionContainer OPTIONAL,
936     ...}
937
938 FailureReportRes ::= SEQUENCE {
939     ggsn-Address [0] GSN-Address OPTIONAL,
940     extensionContainer [1] ExtensionContainer OPTIONAL,
941     ...}
942

```

```

943 -- gprs notification types
944
945 NoteMsPresentForGprsArg ::= SEQUENCE {
946     imsi                [0] IMSI,
947     sgsn-Address        [1] GSN-Address,
948     ggsn-Address        [2] GSN-Address    OPTIONAL,
949     extensionContainer  [3] ExtensionContainer OPTIONAL,
950     ...}
951
952 NoteMsPresentForGprsRes ::= SEQUENCE {
953     extensionContainer  [0] ExtensionContainer    OPTIONAL,
954     ...}
955
956 -- fault recovery types
957
958
959 ResetArg ::= SEQUENCE {
960     hlr-Number          ISDN-AddressString,
961     hlr-List           HLR-List                OPTIONAL,
962     ...}
963
964 RestoreDataArg ::= SEQUENCE {
965     imsi                IMSI,
966     lmsi                LMSI                OPTIONAL,
967     extensionContainer  ExtensionContainer    OPTIONAL,
968     ... ,
969     vlr-Capability     [6] VLR-Capability    OPTIONAL }
970
971 RestoreDataRes ::= SEQUENCE {
972     hlr-Number          ISDN-AddressString,
973     msNotReachable     NULL                OPTIONAL,
974     extensionContainer  ExtensionContainer    OPTIONAL,
975     ...}
976
977 -- VBS/VGCS types
978 VBSDDataList ::= SEQUENCE SIZE (1..maxNumOfVBSSGroupIds) OF
979     VoiceBroadcastData
980
981 VGCSDataList ::= SEQUENCE SIZE (1..maxNumOfVGCSGroupIds) OF
982     VoiceGroupCallData
983
984 maxNumOfVBSSGroupIds INTEGER ::= 50
985
986 maxNumOfVGCSGroupIds INTEGER ::= 50
987
988 VoiceGroupCallData ::= SEQUENCE {
989     groupId             GroupId,
990     extensionContainer  ExtensionContainer    OPTIONAL,
991     ...}
992
993 VoiceBroadcastData ::= SEQUENCE {
994     groupid            GroupId,
995     broadcastInitEntitlement NULL                OPTIONAL,
996     extensionContainer  ExtensionContainer    OPTIONAL,
997     ...}
998
999 GroupId ::= OCTET STRING (SIZE (3))
1000 -- Refers to the Group Identification as specified in GSM TS 03.03
1001 -- and 03.68/ 03.69
1002
1003 -- provide subscriber info types
1004
1005 ProvideSubscriberInfoArg ::= SEQUENCE {
1006     imsi                [0] IMSI,
1007     lmsi                [1] LMSI                OPTIONAL,
1008     requestedInfo       [2] RequestedInfo,
1009     extensionContainer  [3] ExtensionContainer    OPTIONAL,
1010     ...}
1011
1012 ProvideSubscriberInfoRes ::= SEQUENCE {
1013     subscriberInfo      SubscriberInfo,
1014     extensionContainer  ExtensionContainer    OPTIONAL,
1015     ...}
1016

```



```

1017 SubscriberInfo ::= SEQUENCE {
1018     locationInformation          [0] LocationInformation          OPTIONAL,
1019     subscriberState             [1] SubscriberState             OPTIONAL,
1020     extensionContainer          [2] ExtensionContainer          OPTIONAL,
1021     ...}
1022
1023 RequestedInfo ::= SEQUENCE {
1024     locationInformation          [0] NULL                      OPTIONAL,
1025     subscriberState             [1] NULL                      OPTIONAL,
1026     extensionContainer          [2] ExtensionContainer          OPTIONAL,
1027     ...}
1028
1029 LocationInformation ::= SEQUENCE {
1030     ageOfLocationInformation     AgeOfLocationInformation     OPTIONAL,
1031     geographicalInformation      [0] GeographicalInformation   OPTIONAL,
1032     vlr-number                  [1] ISDN-AddressString      OPTIONAL,
1033     locationNumber              [2] LocationNumber          OPTIONAL,
1034     cellIdOrLAI                 [3] CellIdOrLAI            OPTIONAL,
1035     extensionContainer          [4] ExtensionContainer          OPTIONAL,
1036     ...}
1037
1038 GeographicalInformation ::= OCTET STRING (SIZE (8))
1039 -- Refers to geographical Information defined in GSM 03.32.
1040 -- Only the description of an ellipsoid point with uncertainty circle
1041 -- as specified in GSM 03.32 is allowed to be used
1042 -- The internal structure according to GSM 03.32 is as follows:
1043 --     Type of shape (ellipsoid point with uncertainty circle)      1 octet
1044 --     Degrees of Latitude                                           3 octets
1045 --     Degrees of Longitude                                          3 octets
1046 --     Uncertainty code                                             1 octet
1047
1048 LocationNumber ::= OCTET STRING (SIZE (2..10))
1049 -- the internal structure is defined in CCITT Rec Q.763
1050
1051 SubscriberState ::= CHOICE {
1052     assumedIdle                 [0] NULL,
1053     camelBusy [1] NULL,
1054     netDetNotReachable          NotReachableReason,
1055     notProvidedFromVLR         [2] NULL}
1056
1057 NotReachableReason ::= ENUMERATED {
1058     msPurged (0),
1059     imsiDetached (1),
1060     restrictedArea (2),
1061     notRegistered (3)}
1062
1063 -- any time interrogation info types
1064
1065 AnyTimeInterrogationArg ::= SEQUENCE {
1066     subscriberIdentity          [0] SubscriberIdentity,
1067     requestedInfo               [1] RequestedInfo,
1068     gsmSCF-Address              [3] ISDN-AddressString,
1069     extensionContainer          [2] ExtensionContainer          OPTIONAL,
1070     ...}
1071
1072 AnyTimeInterrogationRes ::= SEQUENCE {
1073     subscriberInfo              SubscriberInfo,
1074     extensionContainer          ExtensionContainer          OPTIONAL,
1075     ...}
1076
1077
1078 END

```

## 17.7.2 Operation and maintenance data types

```

1  MAP-OM-DataTypes {
2     ccitt identified-organization (4) etsi (0) mobileDomain (0)
3     gsm-Network (1) modules (3) map-OM-DataTypes (12) version5 (5)}
4
5  DEFINITIONS
6
7  IMPLICIT TAGS
8
9  ::=
10
11 BEGIN
12

```

```

13 EXPORTS
14   ActivateTraceModeArg,
15   ActivateTraceModeRes,
16   DeactivateTraceModeArg,
17   DeactivateTraceModeRes
18 ;
19
20 IMPORTS
21   AddressString,
22   IMSI
23 FROM MAP-CommonDataTypes {
24   ccitt identified-organization (4) etsi (0) mobileDomain (0)
25   gsm-Network (1) modules (3) map-CommonDataTypes (18) version5 (5)}
26
27   ExtensionContainer
28 FROM MAP-ExtensionDataTypes {
29   ccitt identified-organization (4) etsi (0) mobileDomain (0)
30   gsm-Network (1) modules (3) map-ExtensionDataTypes (21) version5 (5)}
31
32
33 ;
34
35

```

<pre> 36 <b>ActivateTraceModeArg</b> ::= SEQUENCE { 37   imsi [0] IMSI OPTIONAL, 38   traceReference [1] TraceReference, 39   traceType [2] TraceType, 40   omc-Id [3] AddressString OPTIONAL, 41   extensionContainer [4] ExtensionContainer OPTIONAL, 42   ...} </pre>
--

<pre> 44 <b>TraceReference</b> ::= OCTET STRING (SIZE (1..2)) </pre>
--

<pre> 46 <b>TraceType</b> ::= INTEGER 47   (0..255) 48   -- Trace types are fully defined in TS GSM 12.08. </pre>
---

<pre> 50 <b>ActivateTraceModeRes</b> ::= SEQUENCE { 51   extensionContainer [0] ExtensionContainer OPTIONAL, 52   ...} </pre>
---

<pre> 54 <b>DeactivateTraceModeArg</b> ::= SEQUENCE { 55   imsi [0] IMSI OPTIONAL, 56   traceReference [1] TraceReference, 57   extensionContainer [2] ExtensionContainer OPTIONAL, 58   ...} </pre>
--

<pre> 60 <b>DeactivateTraceModeRes</b> ::= SEQUENCE { 61   extensionContainer [0] ExtensionContainer OPTIONAL, 62   ...} </pre>
---

63  
64 END

### 17.7.3 Call handling data types

```

1 MAP-CH-DataTypes {
2   ccitt identified-organization (4) etsi (0) mobileDomain (0)
3   gsm-Network (1) modules (3) map-CH-DataTypes (13) version5 (5)}
4
5 DEFINITIONS
6
7 IMPLICIT TAGS
8
9 ::=
10
11 BEGIN
12
13 EXPORTS
14   SendRoutingInfoArg,
15   SendRoutingInfoRes,
16   ProvideRoamingNumberArg,
17   ProvideRoamingNumberRes,
18   ResumeCallHandlingArg,
19   ResumeCallHandlingRes,
20   NumberOfForwarding,
21   SuppressionOfAnnouncement,
22   CallReferenceNumber,

```

```

23 ProvideSIWFSSNumberArg,
24 ProvideSIWFSSNumberRes,
25 SIWFSSignallingModifyArg,
26 SIWFSSignallingModifyRes,
27 SetReportingStateArg,
28 SetReportingStateRes,
29 StatusReportArg,
30 StatusReportRes,
31 RemoteUserFreeArg,
32 RemoteUserFreeRes
33 ;
34
35 IMPORTS
36     maxNumOfCamelTDPData,
37     SubscriberInfo,
38     ServiceKey,
39     DefaultCallHandling,
40     SupportedCamelPhases,
41     CamelCapabilityHandling,
42     BasicServiceCriteria,
43     CUG-Interlock,
44     O-CSI,
45     O-BcsmCamelTDPCriteriaList
46
47 FROM MAP-MS-DataTypes {
48     ccitt identified-organization (4) etsi (0) mobileDomain (0)
49     gsm-Network (1) modules (3) map-MS-DataTypes (11) version5 (5)}
50
51     ForwardingOptions,
52     SS-List,
53     CCBS-Feature
54 FROM MAP-SS-DataTypes {
55     ccitt identified-organization (4) etsi (0) mobileDomain (0)
56     gsm-Network (1) modules (3) map-SS-DataTypes (14) version5 (5)}
57
58     ISDN-AddressString,
59     ISDN-SubaddressString,
60     ExternalSignalInfo,
61     Ext-ExternalSignalInfo,
62     IMSI,
63     LMSI,
64     Ext-BasicServiceCode,
65     AlertingPattern,
66     NAEA-PreferredCI
67
68
69 FROM MAP-CommonDataTypes {
70     ccitt identified-organization (4) etsi (0) mobileDomain (0)
71     gsm-Network (1) modules (3) map-CommonDataTypes (18) version5 (5)}
72
73     ExtensionContainer
74 FROM MAP-ExtensionDataTypes {
75     ccitt identified-organization (4) etsi (0) mobileDomain (0)
76     gsm-Network (1) modules (3) map-ExtensionDataTypes (21) version5 (5)}
77 ;
78
79
80 CUG-CheckInfo ::= SEQUENCE {
81     cug-Interlock                CUG-Interlock,
82     cug-OutgoingAccess           NULL OPTIONAL,
83     extensionContainer           ExtensionContainer OPTIONAL,
84     ...}
85
86 NumberOfForwarding ::= INTEGER (1..5)
87

```

```

88 SendRoutingInfoArg ::= SEQUENCE {
89     msisdn [0] ISDN-AddressString,
90     cug-CheckInfo [1] CUG-CheckInfo OPTIONAL,
91     numberOfForwarding [2] NumberOfForwarding OPTIONAL,
92     interrogationType [3] InterrogationType,
93     or-Interrogation [4] NULL OPTIONAL,
94     or-Capability [5] OR-Phase OPTIONAL,
95     gsmc-Address [6] ISDN-AddressString,
96     callReferenceNumber [7] CallReferenceNumber OPTIONAL,
97     forwardingReason [8] ForwardingReason OPTIONAL,
98     basicServiceGroup [9] Ext-BasicServiceCode OPTIONAL,
99     networkSignalInfo [10] ExternalSignalInfo OPTIONAL,
100    camelInfo [11] CamelInfo OPTIONAL,
101    suppressionOfAnnouncement [12] SuppressionOfAnnouncement OPTIONAL,
102    extensionContainer [13] ExtensionContainer OPTIONAL,
103    ...,
104    alertingPattern [14] AlertingPattern OPTIONAL,
105    ccbs-Call [15] NULL OPTIONAL,
106    supportedCCBS-Phase [16] SupportedCCBS-Phase OPTIONAL,
107    additionalSignalInfo [17] Ext-ExternalSignalInfo OPTIONAL }
108
109 SuppressionOfAnnouncement ::= NULL
110
111 InterrogationType ::= ENUMERATED {
112     basicCall (0),
113     forwarding (1)}
114
115 OR-Phase ::= INTEGER (1..127)
116
117 CallReferenceNumber ::= OCTET STRING (SIZE (1..8))
118
119 ForwardingReason ::= ENUMERATED {
120     notReachable (0),
121     busy (1),
122     noReply (2)}
123
124 SupportedCCBS-Phase ::= INTEGER (1..127)
125 -- exception handling:
126 -- Only value 1 is used.
127 -- Values in the ranges 2-127 are reserved for future use.
128 -- If received values 2-127 shall be mapped on to value 1.
129
130 SendRoutingInfoRes ::= [3] SEQUENCE {
131     imsi [9] IMSI OPTIONAL,
132     -- IMSI must be present if SendRoutingInfoRes is not segmented.
133     -- If the TC-Result-NL segmentation option is taken the IMSI must be
134     -- present in one segmented transmission of SendRoutingInfoRes.
135     extendedRoutingInfo ExtendedRoutingInfo OPTIONAL,
136     cug-CheckInfo [3] CUG-CheckInfo OPTIONAL,
137     cugSubscriptionFlag [6] NULL OPTIONAL,
138     subscriberInfo [7] SubscriberInfo OPTIONAL,
139     ss-List [1] SS-List OPTIONAL,
140     basicService [5] Ext-BasicServiceCode OPTIONAL,
141     forwardingInterrogationRequired [4] NULL OPTIONAL,
142     vmsc-Address [2] ISDN-AddressString OPTIONAL,
143     extensionContainer [0] ExtensionContainer OPTIONAL,
144     ...,
145     naea-PreferredCI [10] NAEA-PreferredCI OPTIONAL,
146     -- naea-PreferredCI is included at the discretion of the HLR operator.
147     ccbs-Indicators [11] CCBS-Indicators OPTIONAL,
148     msisdn [12] ISDN-AddressString OPTIONAL,
149     numberPortabilityStatus [13] NumberPortabilityStatus OPTIONAL
150 }
151
152 NumberPortabilityStatus ::= ENUMERATED {
153     notKnownToBePorted (0),
154     ownNumberPortedOut (1),
155     foreignNumberPortedToForeignNetwork (2),
156     ...}
157 -- exception handling:
158 -- reception of other values than the ones listed the receiver shall ignore the
159 -- whole NumberPortabilityStatus
160

```

```

161 CCBS-Indicators ::= SEQUENCE {
162     ccbs-Possible           [0] NULL                OPTIONAL,
163     keepCCBS-CallIndicator [1] NULL                OPTIONAL,
164     extensionContainer     [2] ExtensionContainer    OPTIONAL,
165     ...}
    
```

```

167 RoutingInfo ::= CHOICE {
168     roamingNumber           ISDN-AddressString,
169     forwardingData         ForwardingData}
    
```

```

171 ForwardingData ::= SEQUENCE {
172     forwardedToNumber       [5] ISDN-AddressString    OPTIONAL,
173     -- When this datatype is sent from an HLR which supports CAMEL Phase 2
174     -- to a GMSC which supports CAMEL Phase 2 the GMSC shall not check the
175     -- format of the number
176     forwardedToSubaddress  [4] ISDN-SubaddressString  OPTIONAL,
177     forwardingOptions      [6] ForwardingOptions      OPTIONAL,
178     extensionContainer     [7] ExtensionContainer    OPTIONAL,
179     ...}
    
```

```

181 ProvideRoamingNumberArg ::= SEQUENCE {
182     imsi                    [0] IMSI,
183     msc-Number              [1] ISDN-AddressString,
184     msisdn                  [2] ISDN-AddressString    OPTIONAL,
185     lmsi                    [4] LMSI                OPTIONAL,
186     gsm-BearerCapability   [5] ExternalSignalInfo   OPTIONAL,
187     networkSignalInfo      [6] ExternalSignalInfo   OPTIONAL,
188     suppressionOfAnnouncement [7] SuppressionOfAnnouncement OPTIONAL,
189     gmsc-Address            [8] ISDN-AddressString    OPTIONAL,
190     callReferenceNumber     [9] CallReferenceNumber   OPTIONAL,
191     or-Interrogation        [10] NULL                OPTIONAL,
192     extensionContainer      [11] ExtensionContainer    OPTIONAL,
193     ... ,
194     alertingPattern         [12] AlertingPattern      OPTIONAL,
195     ccbs-Call               [13] NULL                OPTIONAL,
196     supportedCamelPhasesInGMSC [15] SupportedCamelPhases    OPTIONAL,
197     additionalSignalInfo    [14] Ext-ExternalSignalInfo OPTIONAL,
198     orNotSupportedInGMSC    [16] NULL                OPTIONAL }
    
```

```

200 ProvideRoamingNumberRes ::= SEQUENCE {
201     roamingNumber           ISDN-AddressString,
202     extensionContainer      ExtensionContainer        OPTIONAL,
203     ...}
    
```

```

205 ResumeCallHandlingArg ::= SEQUENCE {
206     callReferenceNumber     [0] CallReferenceNumber   OPTIONAL,
207     basicServiceGroup       [1] Ext-BasicServiceCode   OPTIONAL,
208     forwardingData          [2] ForwardingData         OPTIONAL,
209     imsi                    [3] IMSI                OPTIONAL,
210     cug-CheckInfo          [4] CUG-CheckInfo         OPTIONAL,
211     o-CSI                   [5] O-CSI                OPTIONAL,
212     extensionContainer      [7] ExtensionContainer    OPTIONAL,
213     ccbs-Possible           [8] NULL                OPTIONAL,
214     msisdn                  [9] ISDN-AddressString    OPTIONAL,
215     uu-Data                 [10] UU-Data              OPTIONAL,
216     allInformationSent      [11] NULL                OPTIONAL,
217     ...}
    
```

```

219 UU-Data ::= SEQUENCE {
220     uuIndicator             [0] UUIndicator          OPTIONAL,
221     uui                    [1] UUI                 OPTIONAL,
222     uusCFInteraction       [2] NULL                OPTIONAL,
223     extensionContainer     [3] ExtensionContainer    OPTIONAL,
224     ...}
    
```

```

226 UUIndicator ::= OCTET STRING (SIZE (1))
227     -- Octets are coded according to ETS 300 356
    
```

```

229 UUI ::= OCTET STRING (SIZE (1..131))
230     -- Octets are coded according to ETS 300 356
    
```

```

232 ResumeCallHandlingRes ::= SEQUENCE {
233     extensionContainer      ExtensionContainer        OPTIONAL,
234     ...}
    
```

235

236	<b>CamelInfo</b> ::= SEQUENCE {		
237	supportedCamelPhases	SupportedCamelPhases,	
238	suppress-T-CSI	NULL	OPTIONAL,
239	extensionContainer	ExtensionContainer	OPTIONAL,
240	...}		
241			
242	<b>ExtendedRoutingInfo</b> ::= CHOICE {		
243	routingInfo	RoutingInfo,	
244	camelRoutingInfo	[8] CamelRoutingInfo}	
245			
246	<b>CamelRoutingInfo</b> ::= SEQUENCE {		
247	forwardingData	ForwardingData	OPTIONAL,
248	gsmcCamelSubscriptionInfo	[0] GsmcCamelSubscriptionInfo,	
249	extensionContainer	[1] ExtensionContainer	OPTIONAL,
250	...}		
251			
252	<b>GsmcCamelSubscriptionInfo</b> ::= SEQUENCE {		
253	t-CSI	[0] T-CSI OPTIONAL,	
254	o-CSI	[1] O-CSI OPTIONAL,	
255	extensionContainer	[2] ExtensionContainer	OPTIONAL,
256	... ,		
257	o-BcsmCamelTDP-CriteriaList	[3] O-BcsmCamelTDPCriteriaList	OPTIONAL
258	}		
259			
260	<b>T-CSI</b> ::= SEQUENCE {		
261	t-BcsmCamelTDPDataList	T-BcsmCamelTDPDataList,	
262	extensionContainer	ExtensionContainer	OPTIONAL,
263	... ,		
264	camelCapabilityHandling	[0] CamelCapabilityHandling	OPTIONAL
265	}		
266			
267	<b>T-BcsmCamelTDPDataList</b> ::= SEQUENCE SIZE (1..maxNumOfCamelTDPData) OF		
268	T-BcsmCamelTDPData		
269	--- <i>T-BcsmCamelTDPDataList</i> shall not contain more than one instance of		
270	--- <i>T-BcsmCamelTDPData</i> containing the same value for <i>t-BcsmTriggerDetectionPoint</i> .		
271	--- For CAMEL Phase 2, this means that only one instance of <i>T-BcsmCamelTDPData</i> is allowed		
272	--- with <i>t-BcsmTriggerDetectionPoint</i> being equal to DP12.		
273			
274	<b>T-BcsmCamelTDPData</b> ::= SEQUENCE {		
275	t-BcsmTriggerDetectionPoint	T-BcsmTriggerDetectionPoint,	
276	serviceKey	ServiceKey,	
277	gsmSCF-Address	[0] ISDN-AddressString,	
278	defaultCallHandling	[1] DefaultCallHandling,	
279	extensionContainer	[2] ExtensionContainer	OPTIONAL,
280	...}		
281			
282	<b>T-BcsmTriggerDetectionPoint</b> ::= ENUMERATED {		
283	termAttemptAuthorized(12),		
284	...}		
285	-- exception handling:		
286	-- For T-BcsmCamelTDPData sequences containing this parameter with any other		
287	-- value than the ones listed the receiver shall ignore the whole		
288	-- T-BcsmCamelTDPData sequence.		
289			
290	<b>ProvideSIWFSNumberArg</b> ::= SEQUENCE {		
291	gsm-BearerCapability	[0] ExternalSignalInfo,	
292	isdn-BearerCapability	[1] ExternalSignalInfo,	
293	call-Direction	[2] CallDirection,	
294	b-Subscriber-Address	[3] ISDN-AddressString,	
295	chosenChannel	[4] ExternalSignalInfo,	
296	lowerLayerCompatibility	[5] ExternalSignalInfo	OPTIONAL,
297	highLayerCompatibility	[6] ExternalSignalInfo	OPTIONAL,
298	extensionContainer	[7] ExtensionContainer	OPTIONAL,
299	...}		
300			
301	<b>CallDirection</b> ::= OCTET STRING (SIZE (1))		
302	-- OCTET 1		
303			
304	-- bit 1 (direction of call)		
305	-- 0 Mobile Originated Call (MOC)		
306	-- 1 Mobile Terminated Call (MTC)		
307			
308			

309	<b>ProvidesSIWFSNumberRes ::= SEQUENCE {</b>		
310	siWFSNumber	[0] ISDN-AddressString,	
311	extensionContainer	[1] ExtensionContainer	OPTIONAL,
312	...}		
313			
314	<b>SIWFSSignallingModifyArg ::= SEQUENCE {</b>		
315	channelType	[0] ExternalSignalInfo	OPTIONAL,
316	chosenChannel	[1] ExternalSignalInfo	OPTIONAL,
317	extensionContainer	[2] ExtensionContainer	OPTIONAL,
318	...}		
319			
320	<b>SIWFSSignallingModifyRes ::= SEQUENCE {</b>		
321	chosenChannel	[0] ExternalSignalInfo	OPTIONAL,
322	extensionContainer	[1] ExtensionContainer	OPTIONAL,
323	...}		
324			
325	<b>SetReportingStateArg ::= SEQUENCE {</b>		
326	imsi	[0] IMSI	OPTIONAL,
327	lmsi	[1] LMSI	OPTIONAL,
328	ccbs-Monitoring	[2] ReportingState	OPTIONAL,
329	extensionContainer	[3] ExtensionContainer	OPTIONAL,
330	...}		
331			
332	<b>ReportingState ::= ENUMERATED {</b>		
333	stopMonitoring	(0),	
334	startMonitoring	(1),	
335	...}		
336	<i>-- exception handling:</i>		
337	<i>-- reception of values 2-10 shall be mapped to 'stopMonitoring'</i>		
338	<i>-- reception of values &gt; 10 shall be mapped to 'startMonitoring'</i>		
339			
340	<b>SetReportingStateRes ::= SEQUENCE{</b>		
341	ccbs-SubscriberStatus	[0] CCBS-SubscriberStatus	OPTIONAL,
342	extensionContainer	[1] ExtensionContainer	OPTIONAL,
343	...}		
344			
345	<b>CCBS-SubscriberStatus ::= ENUMERATED {</b>		
346	ccbsNotIdle	(0),	
347	ccbsIdle (1),		
348	ccbsNotReachable	(2),	
349	...}		
350	<i>-- exception handling:</i>		
351	<i>-- reception of values 3-10 shall be mapped to 'ccbsNotIdle'</i>		
352	<i>-- reception of values 11-20 shall be mapped to 'ccbsIdle'</i>		
353	<i>-- reception of values &gt; 20 shall be mapped to 'ccbsNotReachable'</i>		
354			
355	<b>StatusReportArg ::= SEQUENCE{</b>		
356	imsi	[0] IMSI,	
357	eventReportData	[1] EventReportData	OPTIONAL,
358	callReportdata	[2] CallReportData	OPTIONAL,
359	extensionContainer	[3] ExtensionContainer	OPTIONAL,
360	...}		
361			
362	<b>EventReportData ::= SEQUENCE{</b>		
363	ccbs-SubscriberStatus	[0] CCBS-SubscriberStatus	OPTIONAL,
364	extensionContainer	[1] ExtensionContainer	OPTIONAL,
365	...}		
366			
367	<b>CallReportData ::= SEQUENCE{</b>		
368	monitoringMode	[0] MonitoringMode	OPTIONAL,
369	callOutcome	[1] CallOutcome	OPTIONAL,
370	extensionContainer	[2] ExtensionContainer	OPTIONAL,
371	...}		
372			
373	<b>MonitoringMode ::= ENUMERATED {</b>		
374	a-side	(0),	
375	b-side	(1),	
376	...}		
377	<i>-- exception handling:</i>		
378	<i>-- reception of values 2-10 shall be mapped 'a-side'</i>		
379	<i>-- reception of values &gt; 10 shall be mapped to 'b-side'</i>		
380			

```

381 CallOutcome ::= ENUMERATED {
382     success                (0),
383     failure                (1),
384     busy                   (2),
385     ...}
386 -- exception handling:
387 -- reception of values 3-10 shall be mapped to 'success'
388 -- reception of values 11-20 shall be mapped to 'failure'
389 -- reception of values > 20 shall be mapped to 'busy'
390
391 StatusReportRes ::= SEQUENCE {
392     extensionContainer      [0] ExtensionContainer      OPTIONAL,
393     ...}
394
395 RemoteUserFreeArg ::= SEQUENCE{
396     imsi                   [0] IMSI,
397     callInfo               [1] ExternalSignalInfo,
398     ccbs-Feature           [2] CCBS-Feature,
399     translatedB-Number     [3] ISDN-AddressString,
400     replaceB-Number       [4] NULL                      OPTIONAL,
401     alertingPattern       [5] AlertingPattern           OPTIONAL,
402     extensionContainer     [6] ExtensionContainer       OPTIONAL,
403     ...}
404
405 RemoteUserFreeRes ::= SEQUENCE{
406     ruf-Outcome            [0] RUF-Outcome,
407     extensionContainer     [1] ExtensionContainer       OPTIONAL,
408     ...}
409
410 RUF-Outcome ::= ENUMERATED{
411     accepted (0),
412     rejected (1),
413     noResponseFromFreeMS (2), -- T4 Expiry
414     noResponseFromBusyMS (3), -- T10 Expiry
415     udubFromFreeMS (4),
416     udubFromBusyMS (5),
417     ...}
418 -- exception handling:
419 -- reception of values 6-20 shall be mapped to 'accepted'
420 -- reception of values 21-30 shall be mapped to 'rejected'
421 -- reception of values 31-40 shall be mapped to 'noResponseFromFreeMS'
422 -- reception of values 41-50 shall be mapped to 'noResponseFromBusyMS'
423 -- reception of values 51-60 shall be mapped to 'udubFromFreeMS'
424 -- reception of values > 60 shall be mapped to 'udubFromBusyMS'
425
426 END

```

## 17.7.4 Supplementary service data types

```

1  MAP-SS-DataTypes {
2      ccitt identified-organization (4) etsi (0) mobileDomain (0)
3      gsm-Network (1) modules (3) map-SS-DataTypes (14) version5 (5)}
4
5  DEFINITIONS
6
7  IMPLICIT TAGS
8
9  ::=
10
11  BEGIN
12
13  EXPORTS
14      RegisterSS-Arg,
15      SS-Info,
16      SS-Status,
17      SS-SubscriptionOption,
18      SS-ForBS-Code,
19      InterrogateSS-Res,
20      USSD-Arg,
21      USSD-Res,
22      USSD-DataCodingScheme,
23      USSD-String,
24      Password,
25      GuidanceInfo,
26      SS-List,
27      SS-InfoList,
28      OverrideCategory,
29      CliRestrictionOption,

```



```

30 NoReplyConditionTime,
31 ForwardingOptions,
32 maxNumOfSS,
33 SS-Data,
34 SS-InvocationNotificationArg,
35 SS-InvocationNotificationRes,
36 CCBS-Feature,
37 RegisterCC-EntryArg,
38 RegisterCC-EntryRes,
39 EraseCC-EntryArg,
40 EraseCC-EntryRes
41 ;
42
43 IMPORTS
44 AddressString,
45 ISDN-AddressString,
46 ISDN-SubaddressString,
47 IMSI,
48 BasicServiceCode,
49 AlertingPattern,
50 EMLPP-Priority,
51 ExternalSignalInfo
52
53 FROM MAP-CommonDataTypes {
54 ccitt identified-organization (4) etsi (0) mobileDomain (0)
55 gsm-Network (1) modules (3) map-CommonDataTypes (18) version5 (5)}
56
57 ExtensionContainer
58 FROM MAP-ExtensionDataTypes {
59 ccitt identified-organization (4) etsi (0) mobileDomain (0)
60 gsm-Network (1) modules (3) map-ExtensionDataTypes (21) version5 (5)}
61
62 SS-Code
63 FROM MAP-SS-Code {
64 ccitt identified-organization (4) etsi (0) mobileDomain (0)
65 gsm-Network (1) modules (3) map-SS-Code (15) version5 (5)}
66 ;
67
68

```

<b>RegisterSS-Arg ::= SEQUENCE{</b>			
ss-Code	SS-Code,		
basicService	BasicServiceCode		OPTIONAL,
forwardedToNumber	[4] AddressString		OPTIONAL,
forwardedToSubaddress	[6] ISDN-SubaddressString		OPTIONAL,
noReplyConditionTime	[5] NoReplyConditionTime		OPTIONAL,
...			
defaultPriority	[7] EMLPP-Priority		OPTIONAL }

<b>NoReplyConditionTime ::= INTEGER (5..30)</b>
---

<b>SS-Info ::= CHOICE {</b>	
forwardingInfo	[0] ForwardingInfo,
callBarringInfo	[1] CallBarringInfo,
ss-Data	[3] SS-Data}

<b>ForwardingInfo ::= SEQUENCE {</b>		
ss-Code	SS-Code	OPTIONAL,
forwardingFeatureList	ForwardingFeatureList,	
...		

<b>ForwardingFeatureList ::=</b>	
SEQUENCE SIZE (1..maxNumOfBasicServiceGroups) OF	ForwardingFeature

<b>ForwardingFeature ::= SEQUENCE {</b>		
basicService	BasicServiceCode	OPTIONAL,
ss-Status [4] SS-Status	OPTIONAL,	
forwardedToNumber	[5] ISDN-AddressString	OPTIONAL,
forwardedToSubaddress	[8] ISDN-SubaddressString	OPTIONAL,
forwardingOptions	[6] ForwardingOptions	OPTIONAL,
noReplyConditionTime	[7] NoReplyConditionTime	OPTIONAL,
...		

103	<b>SS-Status</b> ::= OCTET STRING (SIZE (1))		
104	-- bits 8765: 0000 (unused)		
105	-- bits 4321: Used to convey the "P bit", "R bit", "A bit" and "Q bit",		
106	-- representing supplementary service state information		
107	-- as defined in TS GSM 03.11		
108	--		
109	-- bit 4: "Q bit"		
110	--		
111	-- bit 3: "P bit"		
112	--		
113	-- bit 2: "R bit"		
114	--		
115	-- bit 1: "A bit"		
116	--		
117			
118	<b>ForwardingOptions</b> ::= OCTET STRING (SIZE (1))		
119	--		
120	-- bit 8: notification to forwarding party		
121	-- 0 no notification		
122	-- 1 notification		
123	--		
124	-- bit 7: redirecting presentation		
125	-- 0 no presentation		
126	-- 1 presentation		
127	--		
128	-- bit 6: notification to calling party		
129	-- 0 no notification		
130	-- 1 notification		
131	--		
132	-- bit 5: 0 (unused)		
133	--		
134	-- bits 43: forwarding reason		
135	-- 00 ms not reachable		
136	-- 01 ms busy		
137	-- 10 no reply		
138	-- 11 unconditional when used in a SRI Result,		
139	-- or call deflection when used in a RCH Argument		
140	-- bits 21: 00 (unused)		
141			
142	<b>CallBarringInfo</b> ::= SEQUENCE {		
143	ss-Code	SS-Code	OPTIONAL,
144	callBarringFeatureList	CallBarringFeatureList,	
145	...		
146			
147	<b>CallBarringFeatureList</b> ::= SEQUENCE SIZE (1..maxNumOfBasicServiceGroups) OF		
148	CallBarringFeature		
149			
150	<b>CallBarringFeature</b> ::= SEQUENCE {		
151	basicService	BasicServiceCode	OPTIONAL,
152	ss-Status [4] SS-Status	OPTIONAL,	
153	...		
154			
155	<b>SS-Data</b> ::= SEQUENCE {		
156	ss-Code	SS-Code	OPTIONAL,
157	ss-Status [4] SS-Status	OPTIONAL,	
158	ss-SubscriptionOption	SS-SubscriptionOption	OPTIONAL,
159	basicServiceGroupList	BasicServiceGroupList	OPTIONAL,
160	...		
161	defaultPriority	EMLPP-Priority	OPTIONAL
162	}		
163			
164	<b>SS-SubscriptionOption</b> ::= CHOICE {		
165	cliRestrictionOption	[2] CliRestrictionOption,	
166	overrideCategory	[1] OverrideCategory}	
167			
168	<b>CliRestrictionOption</b> ::= ENUMERATED {		
169	permanent (0),		
170	temporaryDefaultRestricted (1),		
171	temporaryDefaultAllowed (2)}		
172			
173	<b>OverrideCategory</b> ::= ENUMERATED {		
174	overrideEnabled (0),		
175	overrideDisabled (1)}		
176			

177	<b>SS-ForBS-Code</b> ::= SEQUENCE {		
178	ss-Code	SS-Code,	
179	basicService	BasicServiceCode	OPTIONAL,
180	...}		
181			
182	<b>GenericServiceInfo</b> ::= SEQUENCE {		
183	ss-Status SS-Status,		
184	cliRestrictionOption	CliRestrictionOption	OPTIONAL,
185	...,		
186	maximumEntitledPriority	[0] EMLPP-Priority	OPTIONAL,
187	defaultPriority	[1] EMLPP-Priority	OPTIONAL,
188	ccbs-FeatureList	[2] CCBS-FeatureList	OPTIONAL }
189			
190	<b>CCBS-FeatureList</b> ::= SEQUENCE SIZE (1..maxNumOfCCBS-Requests) OF		
191		CCBS-Feature	
192			
193	<b>maxNumOfCCBS-Requests</b> INTEGER ::= 5		
194			
195	<b>CCBS-Feature</b> ::= SEQUENCE {		
196	ccbs-Index	[0] CCBS-Index	OPTIONAL,
197	b-subscriberNumber	[1] ISDN-AddressString	OPTIONAL,
198	b-subscriberSubaddress	[2] ISDN-SubaddressString	OPTIONAL,
199	basicServiceGroup	[3] BasicServiceCode	OPTIONAL,
200	...}		
201			
202	<b>CCBS-Index</b> ::= INTEGER (1..maxNumOfCCBS-Requests)		
203			
204	<b>InterrogateSS-Res</b> ::= CHOICE {		
205	ss-Status [0] SS-Status,		
206	basicServiceGroupList	[2] BasicServiceGroupList,	
207	forwardingFeatureList	[3] ForwardingFeatureList,	
208	genericServiceInfo	[4] GenericServiceInfo }	
209			
210	<b>USSD-Arg</b> ::= SEQUENCE {		
211	ussd-DataCodingScheme	USSD-DataCodingScheme,	
212	ussd-String	USSD-String,	
213	...,		
214	alertingPattern	AlertingPattern	OPTIONAL,
215	msisdn	[0] ISDN-AddressString	OPTIONAL }
216			
217	<b>USSD-Res</b> ::= SEQUENCE {		
218	ussd-DataCodingScheme	USSD-DataCodingScheme,	
219	ussd-String	USSD-String,	
220	...}		
221			
222	<b>USSD-DataCodingScheme</b> ::= OCTET STRING (SIZE (1))		
223	-- The structure of the USSD-DataCodingScheme is defined by		
224	-- the Cell Broadcast Data Coding Scheme as described in		
225	-- TS GSM 03.38		
226			
227	<b>USSD-String</b> ::= OCTET STRING (SIZE (1..maxUSSD-StringLength))		
228	-- The structure of the contents of the USSD-String is dependent		
229	-- on the USSD-DataCodingScheme as described in TS GSM 03.38.		
230			
231	<b>maxUSSD-StringLength</b> INTEGER ::= 160		
232			
233	<b>Password</b> ::= NumericString		
234	(FROM ("0" "1" "2" "3" "4" "5" "6" "7" "8" "9"))		
235	(SIZE (4))		
236			
237	<b>GuidanceInfo</b> ::= ENUMERATED {		
238	enterPW (0),		
239	enterNewPW (1),		
240	enterNewPW-Again (2)}		
241	-- How this information is really delivered to the subscriber		
242	-- (display, announcement, ...) is not part of this		
243	-- specification.		
244			
245	<b>SS-List</b> ::= SEQUENCE SIZE (1..maxNumOfSS) OF		
246		SS-Code	
247			
248	<b>maxNumOfSS</b> INTEGER ::= 30		
249			
250	<b>SS-InfoList</b> ::= SEQUENCE SIZE (1..maxNumOfSS) OF		
251		SS-Info	
252			

```

253 BasicServiceGroupList ::= SEQUENCE SIZE (1..maxNumOfBasicServiceGroups) OF
254     BasicServiceCode
255
256 maxNumOfBasicServiceGroups INTEGER ::= 13
257
258 SS-InvocationNotificationArg ::= SEQUENCE {
259     imsi [0] IMSI,
260     msisdn [1] ISDN-AddressString,
261     ss-Event [2] SS-Code,
262     -- The following SS-Code values are allowed :
263     -- ect SS-Code ::= '00110001'B
264     -- multiPTY SS-Code ::= '01010001'B
265     -- cd SS-Code ::= '00100100'B
266     ss-EventSpecification [3] SS-EventSpecification OPTIONAL,
267     extensionContainer [4] ExtensionContainer OPTIONAL,
268     ...}
269
270 SS-InvocationNotificationRes ::= SEQUENCE {
271     extensionContainer ExtensionContainer OPTIONAL,
272     ...
273 }
274
275 SS-EventSpecification ::= SEQUENCE SIZE (1..maxEventSpecification) OF
276     AddressString
277
278 maxEventSpecification INTEGER ::= 2
279
280 RegisterCC-EntryArg ::= SEQUENCE {
281     ss-Code [0] SS-Code,
282     ccbs-Data [1] CCBS-Data OPTIONAL,
283     ...}
284
285 CCBS-Data ::= SEQUENCE {
286     ccbs-Feature [0] CCBS-Feature,
287     translatedB-Number [1] ISDN-AddressString,
288     serviceIndicator [2] ServiceIndicator OPTIONAL,
289     callInfo [3] ExternalSignalInfo,
290     networkSignalInfo [4] ExternalSignalInfo,
291     ...}
292
293 ServiceIndicator ::= BIT STRING {
294     clir-invoked (0),
295     camel-invoked (1)} (SIZE(2..32))
296 -- exception handling:
297 -- bits 2 to 31 shall be ignored if received and not understood
298
299 RegisterCC-EntryRes ::= SEQUENCE {
300     ccbs-Feature [0] CCBS-Feature OPTIONAL,
301     ...}
302
303 EraseCC-EntryArg ::= SEQUENCE {
304     ss-Code [0] SS-Code,
305     ccbs-Index [1] CCBS-Index OPTIONAL,
306     ...}
307
308 EraseCC-EntryRes ::= SEQUENCE {
309     ss-Code [0] SS-Code,
310     ss-Status [1] SS-Status OPTIONAL,
311     ...}
312
313 END

```

## 17.7.5 Supplementary service codes

```

1 MAP-SS-Code {
2     ccitt identified-organization (4) etsi (0) mobileDomain (0)
3     gsm-Network (1) modules (3) map-SS-Code (15) version5 (5)}
4
5 DEFINITIONS
6
7 ::=
8
9 BEGIN
10

```

```

11 SS-Code ::= OCTET STRING (SIZE (1))
12   -- This type is used to represent the code identifying a single
13   -- supplementary service, a group of supplementary services, or
14   -- all supplementary services. The services and abbreviations
15   -- used are defined in TS GSM 02.04. The internal structure is
16   -- defined as follows:
17   --
18   -- bits 87654321: group (bits 8765), and specific service
19   -- (bits 4321)
20
21 allSS SS-Code ::= '00000000'B
22   -- reserved for possible future use
23   -- all SS
24
25 allLineIdentificationSS SS-Code ::= '00010000'B
26   -- reserved for possible future use
27   -- all line identification SS
28 clip SS-Code ::= '00010001'B
29   -- calling line identification presentation
30 clir SS-Code ::= '00010010'B
31   -- calling line identification restriction
32 colp SS-Code ::= '00010011'B
33   -- connected line identification presentation
34 colr SS-Code ::= '00010100'B
35   -- connected line identification restriction
36 mci SS-Code ::= '00010101'B
37   -- reserved for possible future use
38   -- malicious call identification
39
40 allNameIdentificationSS SS-Code ::= '00011000'B
41   -- all name identification SS
42 cnap SS-Code ::= '00011001'B
43   -- calling name presentation
44
45   -- SS-Codes '00011010'B to '00011111'B are reserved for future
46   -- NameIdentification Supplementary Service use.
47
48 allForwardingSS SS-Code ::= '00100000'B
49   -- all forwarding SS
50 cfu SS-Code ::= '00100001'B
51   -- call forwarding unconditional
52 allCondForwardingSS SS-Code ::= '00101000'B
53   -- all conditional forwarding SS
54 cfb SS-Code ::= '00101001'B
55   -- call forwarding on mobile subscriber busy
56 cfnry SS-Code ::= '00101010'B
57   -- call forwarding on no reply
58 cfnrc SS-Code ::= '00101011'B
59   -- call forwarding on mobile subscriber not reachable
60 cd SS-Code ::= '00100100'B
61   -- call deflection
62
63 allCallOfferingSS SS-Code ::= '00110000'B
64   -- reserved for possible future use
65   -- all call offering SS includes also all forwarding SS
66 ect SS-Code ::= '00110001'B
67   -- explicit call transfer
68 mah SS-Code ::= '00110010'B
69   -- reserved for possible future use
70   -- mobile access hunting
71
72 allCallCompletionSS SS-Code ::= '01000000'B
73   -- reserved for possible future use
74   -- all Call completion SS
75 cw SS-Code ::= '01000001'B
76   -- call waiting
77 hold SS-Code ::= '01000010'B
78   -- call hold
79 ccbs-A SS-Code ::= '01000011'B
80   -- completion of call to busy subscribers, originating side
81 ccbs-B SS-Code ::= '01000100'B
82   -- completion of call to busy subscribers, destination side
83   -- this SS-Code is used only in InsertSubscriberData and DeleteSubscriberData
84

```

85	<b>allMultiPartySS</b>	SS-Code ::= '01010000'B
86	-- reserved for possible future use	
87	-- all multiparty SS	
88	<b>multiPTY</b>	SS-Code ::= '01010001'B
89	-- multiparty	
90		
91	<b>allCommunityOfInterest-SS</b>	SS-Code ::= '01100000'B
92	-- reserved for possible future use	
93	-- all community of interest SS	
94	<b>cug</b>	SS-Code ::= '01100001'B
95	-- closed user group	
96		
97	<b>allChargingSS</b>	SS-Code ::= '01110000'B
98	-- reserved for possible future use	
99	-- all charging SS	
100	<b>aoci</b>	SS-Code ::= '01110001'B
101	-- advice of charge information	
102	<b>aocc</b>	SS-Code ::= '01110010'B
103	-- advice of charge charging	
104		
105	<b>allAdditionalInfoTransferSS</b>	SS-Code ::= '10000000'B
106	-- reserved for possible future use	
107	-- all additional information transfer SS	
108	<b>uus1</b>	SS-Code ::= '10000001'B
109	-- UUS1 user-to-user signalling	
110	<b>uus2</b>	SS-Code ::= '10000010'B
111	-- UUS2 user-to-user signalling	
112	<b>uus3</b>	SS-Code ::= '10000011'B
113	-- UUS3 user-to-user signalling	
114		
115	<b>allBarringSS</b>	SS-Code ::= '10010000'B
116	-- all barring SS	
117	<b>barringOfOutgoingCalls</b>	SS-Code ::= '10010001'B
118	-- barring of outgoing calls	
119	<b>baoc</b>	SS-Code ::= '10010010'B
120	-- barring of all outgoing calls	
121	<b>boic</b>	SS-Code ::= '10010011'B
122	-- barring of outgoing international calls	
123	<b>boicExHC</b>	SS-Code ::= '10010100'B
124	-- barring of outgoing international calls except those directed	
125	-- to the home PLMN	
126	<b>barringOfIncomingCalls</b>	SS-Code ::= '10011001'B
127	-- barring of incoming calls	
128	<b>baic</b>	SS-Code ::= '10011010'B
129	-- barring of all incoming calls	
130	<b>bicRoam</b>	SS-Code ::= '10011011'B
131	-- barring of incoming calls when roaming outside home PLMN	
132	-- Country	
133		
134	<b>allPLMN-specificSS</b>	SS-Code ::= '11110000'B
135	<b>plmn-specificSS-1</b>	SS-Code ::= '11110001'B
136	<b>plmn-specificSS-2</b>	SS-Code ::= '11110010'B
137	<b>plmn-specificSS-3</b>	SS-Code ::= '11110011'B
138	<b>plmn-specificSS-4</b>	SS-Code ::= '11110100'B
139	<b>plmn-specificSS-5</b>	SS-Code ::= '11110101'B
140	<b>plmn-specificSS-6</b>	SS-Code ::= '11110110'B
141	<b>plmn-specificSS-7</b>	SS-Code ::= '11110111'B
142	<b>plmn-specificSS-8</b>	SS-Code ::= '11111000'B
143	<b>plmn-specificSS-9</b>	SS-Code ::= '11111001'B
144	<b>plmn-specificSS-A</b>	SS-Code ::= '11111010'B
145	<b>plmn-specificSS-B</b>	SS-Code ::= '11111011'B
146	<b>plmn-specificSS-C</b>	SS-Code ::= '11111100'B
147	<b>plmn-specificSS-D</b>	SS-Code ::= '11111101'B
148	<b>plmn-specificSS-E</b>	SS-Code ::= '11111110'B
149	<b>plmn-specificSS-F</b>	SS-Code ::= '11111111'B
150		
151	<b>allCallPrioritySS</b>	SS-Code ::= '10100000'B
152	-- reserved for possible future use	
153	-- all call priority SS	
154	<b>emlpp</b>	SS-Code ::= '10100001'B
155	-- enhanced Multilevel Precedence Pre-emption (EMLPP) service	
156		

```

157 allLCSPrivacyException          SS-Code ::= '10110000'B
158     -- all LCS Privacy Exception Classes
159 universal                        SS-Code ::= '10110001'B
160     -- allow location by any LCS client
161 callrelated                      SS-Code ::= '10110010'B
162     -- allow location by any value added LCS client to which a call
163     -- is established from the target MS
164 callunrelated                   SS-Code ::= '10110011'B
165     -- allow location by designated external value added LCS clients
166 plmoperator                      SS-Code ::= '10110100'B
167     -- allow location by designated PLMN operator LCS clients
168
169
170 allMOLR-SS                      SS-Code ::= '11000000'B
171     -- all Mobile Originating Location Request Classes
172 basicSelfLocation               SS-Code ::= '11000001'B
173     -- allow an MS to request its own location
174 autonomousSelfLocation         SS-Code ::= '11000010'B
175     -- allow an MS to perform self location without interaction
176     -- with the PLMN for a predetermined period of time
177 transferToThirdParty           SS-Code ::= '11000011'B
178     -- allow an MS to request transfer of its location to another LCS client
179
180 END

```

### 17.7.6 Short message data types

```

1  MAP-SM-DataTypes {
2    ccitt identified-organization (4) etsi (0) mobileDomain (0)
3    gsm-Network (1) modules (3) map-SM-DataTypes (16) version5 (5)}
4
5  DEFINITIONS
6
7  IMPLICIT TAGS
8
9  ::=
10
11 BEGIN
12
13 EXPORTS
14   RoutingInfoForSM-Arg,
15   RoutingInfoForSM-Res,
16   MO-ForwardSM-Arg,
17   MO-ForwardSM-Res,
18   MT-ForwardSM-Arg,
19   MT-ForwardSM-Res,
20   ReportSM-DeliveryStatusArg,
21   ReportSM-DeliveryStatusRes,
22   AlertServiceCentreArg,
23   InformServiceCentreArg,
24   ReadyForSM-Arg,
25   ReadyForSM-Res,
26   SM-DeliveryOutcome,
27   AlertReason
28 ;
29
30 IMPORTS
31   AddressString,
32   ISDN-AddressString,
33   SignalInfo,
34   IMSI,
35   LMSI
36 FROM MAP-CommonDataTypes {
37   ccitt identified-organization (4) etsi (0) mobileDomain (0)
38   gsm-Network (1) modules (3) map-CommonDataTypes (18) version5 (5)}
39
40   AbsentSubscriberDiagnosticSM
41 FROM MAP-ER-DataTypes {
42   ccitt identified-organization (4) etsi (0) mobileDomain (0)
43   gsm-Network (1) modules (3) map-ER-DataTypes (17) version5 (5)}
44
45   ExtensionContainer
46 FROM MAP-ExtensionDataTypes {
47   ccitt identified-organization (4) etsi (0) mobileDomain (0)
48   gsm-Network (1) modules (3) map-ExtensionDataTypes (21) version5 (5)}
49 ;
50
51

```

52	<b>RoutingInfoForSM-Arg</b> ::= SEQUENCE {		
53	msisdn	[0] ISDN-AddressString,	
54	sm-RP-PRI [1] BOOLEAN,		
55	serviceCentreAddress	[2] AddressString,	
56	extensionContainer	[6] ExtensionContainer	OPTIONAL,
57	...		
58	gprsSupportIndicator	[7] NULL	OPTIONAL,
59	-- gprsSupportIndicator is set only if the SMS-GMSC supports		
60	-- receiving of two numbers from the HLR		
61	sm-RP-MTI [8] SM-RP-MTI	OPTIONAL,	
62	sm-RP-SMEA	[9] SM-RP-SMEA	OPTIONAL }
63			
64	<b>SM-RP-MTI</b> ::= INTEGER (0..10)		
65	-- 0 SMS Deliver		
66	-- 1 SMS Status Report		
67	-- other values are reserved for future use and shall be discarded if		
68	-- received		
69			
70			
71	<b>SM-RP-SMEA</b> ::= OCTET STRING (SIZE (1..12))		
72	-- this parameter contains an address field which is encoded		
73	-- as defined in GSM 03.40. An address field contains 3 elements :		
74	--     address-length		
75	--     type-of-address		
76	--     address-value		
77			
78			
79	<b>RoutingInfoForSM-Res</b> ::= SEQUENCE {		
80	imsi	IMSI,	
81	locationInfoWithLMSI	[0] LocationInfoWithLMSI,	
82	extensionContainer	[4] ExtensionContainer	OPTIONAL,
83	...}		
84			
85	<b>LocationInfoWithLMSI</b> ::= SEQUENCE {		
86	networkNode-Number	[1] ISDN-AddressString,	
87	lmsi	LMSI	OPTIONAL,
88	extensionContainer	ExtensionContainer	OPTIONAL,
89	...		
90	gprsNodeIndicator	[5] NULL	OPTIONAL,
91	-- gprsNodeIndicator is set only if the SGSN number is sent as the		
92	-- Network Node Number		
93	additional-Number	[6] Additional-Number	OPTIONAL
94	-- NetworkNode-number can be either msc-number or sgsn-number		
95	}		
96			
97	<b>Additional-Number</b> ::= CHOICE {		
98	msc-Number	[0] ISDN-AddressString,	
99	sgsn-Number	[1] ISDN-AddressString}	
100	-- additional-number can be either msc-number or sgsn-number		
101	-- if received networkNode-number is msc-number then the		
102	-- additional number is sgsn-number		
103	-- if received networkNode-number is sgsn-number then the		
104	-- additional number is msc-number		
105			
106	<b>MO-ForwardSM-Arg</b> ::= SEQUENCE {		
107	sm-RP-DA	SM-RP-DA,	
108	sm-RP-OA	SM-RP-OA,	
109	sm-RP-UI	SignalInfo,	
110	extensionContainer	ExtensionContainer	OPTIONAL,
111	...		
112	imsi	IMSI	OPTIONAL }
113			
114	<b>MO-ForwardSM-Res</b> ::= SEQUENCE {		
115	sm-RP-UI	SignalInfo	OPTIONAL,
116	extensionContainer	ExtensionContainer	OPTIONAL,
117	...}		
118			
119	<b>MT-ForwardSM-Arg</b> ::= SEQUENCE {		
120	sm-RP-DA	SM-RP-DA,	
121	sm-RP-OA	SM-RP-OA,	
122	sm-RP-UI	SignalInfo,	
123	moreMessagesToSend	NULL	OPTIONAL,
124	extensionContainer	ExtensionContainer	OPTIONAL,
125	...}		
126			



127	<b>MT-ForwardSM-Res</b> ::= SEQUENCE {		
128	sm-RP-UI	SignalInfo	OPTIONAL,
129	extensionContainer	ExtensionContainer	OPTIONAL,
130	...}		
131			
132	<b>SM-RP-DA</b> ::= CHOICE {		
133	imsi	[0] IMSI,	
134	lmsi	[1] LMSI,	
135	serviceCentreAddressDA	[4] AddressString,	
136	noSM-RP-DA	[5] NULL}	
137			
138	<b>SM-RP-OA</b> ::= CHOICE {		
139	msisdn	[2] ISDN-AddressString,	
140	serviceCentreAddressOA	[4] AddressString,	
141	noSM-RP-OA	[5] NULL}	
142			
143	<b>ReportSM-DeliveryStatusArg</b> ::= SEQUENCE {		
144	msisdn	ISDN-AddressString,	
145	serviceCentreAddress	AddressString,	
146	sm-DeliveryOutcome	SM-DeliveryOutcome,	
147	absentSubscriberDiagnosticSM	[0] AbsentSubscriberDiagnosticSM	
148			OPTIONAL,
149	extensionContainer	[1] ExtensionContainer	OPTIONAL,
150	...		
151	gprsSupportIndicator	[2] NULL	OPTIONAL,
152	-- gprsSupportIndicator is set only if the SMS-GMSC supports		
153	-- handling of two delivery outcomes		
154	deliveryOutcomeIndicator	[3] NULL	OPTIONAL,
155	-- DeliveryOutcomeIndicator is set when the SM-DeliveryOutcome		
156	-- is for GPRS		
157	additionalSM-DeliveryOutcome	[4] SM-DeliveryOutcome	OPTIONAL,
158	-- If received, additionalSM-DeliveryOutcome is for GPRS		
159	-- If DeliveryOutcomeIndicator is set, then AdditionalSM-DeliveryOutcome shall be absent		
160	additionalAbsentSubscriberDiagnosticSM	[5] AbsentSubscriberDiagnosticSM	OPTIONAL
161	-- If received additionalAbsentSubscriberDiagnosticSM is for GPRS		
162	-- If DeliveryOutcomeIndicator is set, then AdditionalAbsentSubscriberDiagnosticSM		
163	-- shall be absent		
164	}		
165			
166	<b>SM-DeliveryOutcome</b> ::= ENUMERATED {		
167	memoryCapacityExceeded (0),		
168	absentSubscriber (1),		
169	successfulTransfer (2)}		
170			
171	<b>ReportSM-DeliveryStatusRes</b> ::= SEQUENCE {		
172	storedMSISDN	ISDN-AddressString	OPTIONAL,
173	extensionContainer	ExtensionContainer	OPTIONAL,
174	...}		
175			
176			
177	<b>AlertServiceCentreArg</b> ::= SEQUENCE {		
178	msisdn	ISDN-AddressString,	
179	serviceCentreAddress	AddressString,	
180	...}		
181			
182	<b>InformServiceCentreArg</b> ::= SEQUENCE {		
183	storedMSISDN	ISDN-AddressString	OPTIONAL,
184	mw-Status MW-Status	OPTIONAL,	
185	extensionContainer	ExtensionContainer	OPTIONAL,
186	...}		
187			
188	<b>MW-Status</b> ::= BIT STRING {		
189	sc-AddressNotIncluded (0),		
190	mnrf-Set (1),		
191	mcef-Set (2),		
192	mnrq-Set (3)} (SIZE (6..16))		
193	-- exception handling:		
194	-- bits 4 to 15 shall be ignored if received and not understood		
195			

```

196 ReadyForSM-Arg ::= SEQUENCE {
197     imsi [0] IMSI,
198     alertReason AlertReason,
199     alertReasonIndicator NULL OPTIONAL,
200     -- alertReasonIndicator is set only when the alertReason
201     -- sent to HLR is for GPRS
202     extensionContainer ExtensionContainer OPTIONAL,
203     ...}
204
205 ReadyForSM-Res ::= SEQUENCE {
206     extensionContainer ExtensionContainer OPTIONAL,
207     ...}
208
209
210 AlertReason ::= ENUMERATED {
211     ms-Present (0),
212     memoryAvailable (1)}
213
214 END

```

### 17.7.7 Error data types

```

1 MAP-ER-DataTypes {
2     ccitt identified-organization (4) etsi (0) mobileDomain (0)
3     gsm-Network (1) modules (3) map-ER-DataTypes (17) version5 (5)}
4
5 DEFINITIONS
6
7 IMPLICIT TAGS
8
9 ::=
10
11 BEGIN
12
13 EXPORTS
14     RoamingNotAllowedParam,
15     CallBarredParam,
16     CUG-RejectParam,
17     SS-IncompatibilityCause,
18     PW-RegistrationFailureCause,
19     SM-DeliveryFailureCause,
20     SystemFailureParam,
21     DataMissingParam,
22     UnexpectedDataParam,
23     FacilityNotSupParam,
24     OR-NotAllowedParam,
25     UnknownSubscriberParam,
26     NumberChangedParam,
27     UnidentifiedSubParam,
28     IllegalSubscriberParam,
29     IllegalEquipmentParam,
30     BearerServNotProvParam,
31     TeleservNotProvParam,
32     TracingBufferFullParam,
33     NoRoamingNbParam,
34     AbsentSubscriberParam,
35     BusySubscriberParam,
36     NoSubscriberReplyParam,
37     ForwardingViolationParam,
38     ForwardingFailedParam,
39     ATI-NotAllowedParam,
40     SubBusyForMT-SMS-Param,
41     MessageWaitListFullParam,
42     AbsentSubscriberSM-Param,
43     AbsentSubscriberDiagnosticSM,
44     ResourceLimitationParam,
45     NoGroupCallNbParam,
46     IncompatibleTerminalParam,
47     ShortTermDenialParam,
48     LongTermDenialParam,
49     UnauthorizedRequestingNetwork-Param,
50     UnauthorizedLCSCClient-Param,
51     PositionMethodFailure-Param,
52     UnknownOrUnreachableLCSCClient-Param
53
54
55 ;
56

```

```

57 IMPORTS
58   SS-Status
59 FROM MAP-SS-DataTypes {
60   ccitt identified-organization (4) etsi (0) mobileDomain (0)
61   gsm-Network (1) modules (3) map-SS-DataTypes (14) version5 (5)}
62
63   SignalInfo,
64   BasicServiceCode,
65   NetworkResource
66 FROM MAP-CommonDataTypes {
67   ccitt identified-organization (4) etsi (0) mobileDomain (0)
68   gsm-Network (1) modules (3) map-CommonDataTypes (18) version5 (5)}
69
70   SS-Code
71 FROM MAP-SS-Code {
72   ccitt identified-organization (4) etsi (0) mobileDomain (0)
73   gsm-Network (1) modules (3) map-SS-Code (15) version5 (5)}
74
75   ExtensionContainer
76 FROM MAP-ExtensionDataTypes {
77   ccitt identified-organization (4) etsi (0) mobileDomain (0)
78   gsm-Network (1) modules (3) map-ExtensionDataTypes (21) version5 (5)}
79 ;
80

```

```

81 RoamingNotAllowedParam ::= SEQUENCE {
82   roamingNotAllowedCause          RoamingNotAllowedCause,
83   extensionContainer              ExtensionContainer          OPTIONAL,
84   ...}
85

```

```

86 RoamingNotAllowedCause ::= ENUMERATED {
87   plmnRoamingNotAllowed (0),
88   operatorDeterminedBarring (3)}
89

```

```

90 CallBarredParam ::= CHOICE {
91   callBarringCause              CallBarringCause,
92   -- call BarringCause must not be used in version 3
93   extensibleCallBarredParam     ExtensibleCallBarredParam
94   -- extensibleCallBarredParam must not be used in version <3
95   }
96

```

```

97 CallBarringCause ::= ENUMERATED {
98   barringServiceActive (0),
99   operatorBarring (1)}
100

```

```

101 ExtensibleCallBarredParam ::= SEQUENCE {
102   callBarringCause              CallBarringCause          OPTIONAL,
103   extensionContainer            ExtensionContainer          OPTIONAL,
104   ... ,
105   unauthorisedMessageOriginator [1] NULL                  OPTIONAL }
106

```

```

107 CUG-RejectParam ::= SEQUENCE {
108   cug-RejectCause              CUG-RejectCause          OPTIONAL,
109   extensionContainer            ExtensionContainer          OPTIONAL,
110   ...}
111

```

```

112 CUG-RejectCause ::= ENUMERATED {
113   incomingCallsBarredWithinCUG (0),
114   subscriberNotMemberOfCUG (1),
115   requestedBasicServiceViolatesCUG-Constraints (5),
116   calledPartySS-InteractionViolation (7)}
117

```

```

118 SS-IncompatibilityCause ::= SEQUENCE {
119   ss-Code                      [1] SS-Code              OPTIONAL,
120   basicService                  BasicServiceCode          OPTIONAL,
121   ss-Status [4] SS-Status      OPTIONAL,
122   ...}
123

```

```

124 PW-RegistrationFailureCause ::= ENUMERATED {
125   undetermined (0),
126   invalidFormat (1),
127   newPasswordsMismatch (2)}
128
129

```

130	<b>SM-EnumeratedDeliveryFailureCause</b> ::= ENUMERATED {
131	memoryCapacityExceeded (0),
132	equipmentProtocolError (1),
133	equipmentNotSM-Equipped (2),
134	unknownServiceCentre (3),
135	sc-Congestion (4),
136	invalidSME-Address (5),
137	subscriberNotSC-Subscriber (6)}
138	
139	<b>SM-DeliveryFailureCause</b> ::= SEQUENCE {
140	sm-EnumeratedDeliveryFailureCause SM-EnumeratedDeliveryFailureCause,
141	diagnosticInfo SignalInfo OPTIONAL,
142	extensionContainer ExtensionContainer OPTIONAL,
143	...}
144	
145	<b>AbsentSubscriberSM-Param</b> ::= SEQUENCE {
146	absentSubscriberDiagnosticSM AbsentSubscriberDiagnosticSM OPTIONAL,
147	-- AbsentSubscriberDiagnosticSM can be either for non-GPRS
148	-- or for GPRS
149	extensionContainer ExtensionContainer OPTIONAL,
150	...,
151	additionalAbsentSubscriberDiagnosticSM [0] AbsentSubscriberDiagnosticSM OPTIONAL }
152	-- if received, additionalAbsentSubscriberDiagnosticSM
153	-- is for GPRS and absentSubscriberDiagnosticSM is
154	-- for non-GPRS
155	
156	<b>AbsentSubscriberDiagnosticSM</b> ::= INTEGER (0..255)
157	-- AbsentSubscriberDiagnosticSM values are defined in ETS 300 536 (GSM 03.40)
158	
159	<b>SystemFailureParam</b> ::= CHOICE {
160	networkResource NetworkResource,
161	-- networkResource must not be used in version 3
162	extensibleSystemFailureParam ExtensibleSystemFailureParam
163	-- extensibleSystemFailureParam must not be used in version <3
164	}
165	
166	<b>ExtensibleSystemFailureParam</b> ::= SEQUENCE {
167	networkResource NetworkResource OPTIONAL,
168	extensionContainer ExtensionContainer OPTIONAL,
169	...}
170	
171	<b>DataMissingParam</b> ::= SEQUENCE {
172	extensionContainer ExtensionContainer OPTIONAL,
173	...}
174	
175	<b>UnexpectedDataParam</b> ::= SEQUENCE {
176	extensionContainer ExtensionContainer OPTIONAL,
177	...}
178	
179	<b>FacilityNotSupParam</b> ::= SEQUENCE {
180	extensionContainer ExtensionContainer OPTIONAL,
181	...}
182	
183	<b>OR-NotAllowedParam</b> ::= SEQUENCE {
184	extensionContainer ExtensionContainer OPTIONAL,
185	...}
186	
187	<b>UnknownSubscriberParam</b> ::= SEQUENCE {
188	extensionContainer ExtensionContainer OPTIONAL,
189	...,
190	unknownSubscriberDiagnostic UnknownSubscriberDiagnostic OPTIONAL}
191	
192	<b>UnknownSubscriberDiagnostic</b> ::= ENUMERATED {
193	imsiUnknown (0),
194	gprsSubscriptionUnknown (1),
195	...}
196	-- if unknown values are received in
197	-- unknownSubscriberDiagnostic they shall be discarded
198	
199	
200	<b>NumberChangedParam</b> ::= SEQUENCE {
201	extensionContainer ExtensionContainer OPTIONAL,
202	...}
203	

204	<b>UnidentifiedSubParam</b> ::= SEQUENCE {		
205	extensionContainer	ExtensionContainer	OPTIONAL,
206	...}		
207			
208	<b>IllegalSubscriberParam</b> ::= SEQUENCE {		
209	extensionContainer	ExtensionContainer	OPTIONAL,
210	...}		
211			
212	<b>IllegalEquipmentParam</b> ::= SEQUENCE {		
213	extensionContainer	ExtensionContainer	OPTIONAL,
214	...}		
215			
216	<b>BearerServNotProvParam</b> ::= SEQUENCE {		
217	extensionContainer	ExtensionContainer	OPTIONAL,
218	...}		
219			
220	<b>TeleservNotProvParam</b> ::= SEQUENCE {		
221	extensionContainer	ExtensionContainer	OPTIONAL,
222	...}		
223			
224	<b>TracingBufferFullParam</b> ::= SEQUENCE {		
225	extensionContainer	ExtensionContainer	OPTIONAL,
226	...}		
227			
228	<b>NoRoamingNbParam</b> ::= SEQUENCE {		
229	extensionContainer	ExtensionContainer	OPTIONAL,
230	...}		
231			
232	<b>AbsentSubscriberParam</b> ::= SEQUENCE {		
233	extensionContainer	ExtensionContainer	OPTIONAL,
234	...,		
235	absentSubscriberReason	[0] AbsentSubscriberReason	OPTIONAL}
236			
237	<b>AbsentSubscriberReason</b> ::= ENUMERATED {		
238	imsiDetach (0),		
239	restrictedArea (1),		
240	noPageResponse (2),		
241	...}		
242	-- exception handling: at reception of other values than the ones listed the		
243	-- AbsentSubscriberReason shall be ignored.		
244			
245	<b>BusySubscriberParam</b> ::= SEQUENCE {		
246	extensionContainer	ExtensionContainer	OPTIONAL,
247	...,		
248	ccbs-Possible	[0] NULL	OPTIONAL,
249	ccbs-Busy [1] NULL	OPTIONAL}	
250			
251	<b>NoSubscriberReplyParam</b> ::= SEQUENCE {		
252	extensionContainer	ExtensionContainer	OPTIONAL,
253	...}		
254			
255	<b>ForwardingViolationParam</b> ::= SEQUENCE {		
256	extensionContainer	ExtensionContainer	OPTIONAL,
257	...}		
258			
259	<b>ForwardingFailedParam</b> ::= SEQUENCE {		
260	extensionContainer	ExtensionContainer	OPTIONAL,
261	...}		
262			
263	<b>ATI-NotAllowedParam</b> ::= SEQUENCE {		
264	extensionContainer	ExtensionContainer	OPTIONAL,
265	...}		
266			
267	<b>SubBusyForMT-SMS-Param</b> ::= SEQUENCE {		
268	extensionContainer	ExtensionContainer	OPTIONAL,
269	...,		
270	gprsConnectionSuspended	NULL	OPTIONAL }
271	-- If GprsConnectionSuspended is not understood it shall		
272	-- be discarded		
273			
274	<b>MessageWaitListFullParam</b> ::= SEQUENCE {		
275	extensionContainer	ExtensionContainer	OPTIONAL,
276	...}		
277			

```

278 ResourceLimitationParam ::= SEQUENCE {
279     extensionContainer           ExtensionContainer           OPTIONAL,
280     ... }
281
282 NoGroupCallNbParam ::= SEQUENCE {
283     extensionContainer           ExtensionContainer           OPTIONAL,
284     ... }
285
286 IncompatibleTerminalParam ::= SEQUENCE {
287     extensionContainer           ExtensionContainer           OPTIONAL,
288     ... }
289
290 ShortTermDenialParam ::= SEQUENCE {
291     ... }
292
293 LongTermDenialParam ::= SEQUENCE {
294     ... }
295
296 UnauthorizedRequestingNetwork-Param ::= SEQUENCE {
297     extensionContainer           ExtensionContainer           OPTIONAL,
298     ... }
299
300 UnauthorizedLCSCClient-Param ::= SEQUENCE {
301     unauthorizedLCSCClient-Diagnostic [0] UnauthorizedLCSCClient-Diagnostic OPTIONAL,
302     extensionContainer               [1] ExtensionContainer           OPTIONAL,
303     ... }
304
305 UnauthorizedLCSCClient-Diagnostic ::= ENUMERATED {
306     noAdditionalInformation (0),
307     clientNotInMSPrivacyExceptionList (1),
308     callToClientNotSetup (2),
309     privacyOverrideNotApplicable (3),
310     disallowedByLocalRegulatoryRequirements (4),
311     ... }
312 -- exception handling:
313 -- any unrecognized value shall be ignored
314
315 PositionMethodFailure-Param ::= SEQUENCE {
316     positionMethodFailure-Diagnostic [0] PositionMethodFailure-Diagnostic OPTIONAL,
317     extensionContainer               [1] ExtensionContainer           OPTIONAL,
318     ... }
319
320 PositionMethodFailure-Diagnostic ::= ENUMERATED {
321     congestion (0),
322     insufficientResources (1),
323     insufficientMeasurementData (2),
324     inconsistentMeasurementData (3),
325     locationProcedureNotCompleted (4),
326     locationProcedureNotSupportedByTargetMS (5),
327     qosNotAttainable (6),
328     positionMethodNotAvailableInNetwork (7),
329     positionMethodNotAvailableInLocationArea (8),
330     ... }
331 -- exception handling:
332 -- any unrecognized value shall be ignored
333
334 UnknownOrUnreachableLCSCClient-Param ::= SEQUENCE {
335     extensionContainer           ExtensionContainer           OPTIONAL,
336     ... }
337
338
339 END

```

## 17.7.8 Common data types

```

1  MAP-CommonDataTypes {
2    ccitt identified-organization (4) etsi (0) mobileDomain (0)
3    gsm-Network (1) modules (3) map-CommonDataTypes (18) version5 (5)}
4
5  DEFINITIONS
6
7  IMPLICIT TAGS
8
9  ::=
10
11 BEGIN
12

```

```

13 EXPORTS
14
15 -- general data types and values
16 AddressString,
17 ISDN-AddressString,
18 maxISDN-AddressLength,
19 ISDN-SubaddressString,
20 ExternalSignalInfo,
21 Ext-ExternalSignalInfo,
22 SignalInfo,
23 maxSignalInfoLength,
24 AlertingPattern,
25
26 -- data types for numbering and identification
27 IMSI,
28 TMSI,
29 Identity,
30 SubscriberId,
31 IMEI,
32 HLR-List,
33 LMSI,
34 GlobalCellId,
35 NetworkResource,
36 NAEA-PreferredCI,
37 NAEA-CIC,
38 ASCI-CallReference,
39 SubscriberIdentity,
40
41 -- data types for CAMEL
42 CellIdOrLAI,
43
44 -- data types for subscriber management
45 BasicServiceCode,
46 Ext-BasicServiceCode,
47 EMLPP-Info,
48 EMLPP-Priority,
49
50 -- data types for geographic location
51 AgeOfLocationInformation,
52 LCSCClientExternalID,
53 LCSCClientInternalID
54 ;
55
56 IMPORTS
57 TeleserviceCode,
58 Ext-TeleserviceCode
59 FROM MAP-TS-Code {
60 ccitt identified-organization (4) etsi (0) mobileDomain (0)
61 gsm-Network (1) modules (3) map-TS-Code (19) version5 (5)}
62
63 BearerServiceCode,
64 Ext-BearerServiceCode
65 FROM MAP-BS-Code {
66 ccitt identified-organization (4) etsi (0) mobileDomain (0)
67 gsm-Network (1) modules (3) map-BS-Code (20) version5 (5)}
68
69 ExtensionContainer
70 FROM MAP-ExtensionDataTypes {
71 ccitt identified-organization (4) etsi (0) mobileDomain (0)
72 gsm-Network (1) modules (3) map-ExtensionDataTypes (21) version5 (5)}
73 ;
74
75
76 -- general data types
77
78 TBCD-STRING ::= OCTET STRING
79 -- This type (Telephony Binary Coded Decimal String) is used to
80 -- represent several digits from 0 through 9, *, #, a, b, c, two
81 -- digits per octet, each digit encoded 0000 to 1001 (0 to 9),
82 -- 1010 (*), 1011 (#), 1100 (a), 1101 (b) or 1110 (c); 1111 used
83 -- as filler when there is an odd number of digits.
84
85 -- bits 8765 of octet n encoding digit 2n
86 -- bits 4321 of octet n encoding digit 2(n-1) + 1
87

```

```
88 AddressString ::= OCTET STRING (SIZE (1..maxAddressLength))
89 -- This type is used to represent a number for addressing
90 -- purposes. It is composed of
91 -- a) one octet for nature of address, and numbering plan
92 -- indicator.
93 -- b) digits of an address encoded as TBCD-String.
94
95 -- a) The first octet includes a one bit extension indicator, a
96 -- 3 bits nature of address indicator and a 4 bits numbering
97 -- plan indicator, encoded as follows:
98
99 -- bit 8: 1 (no extension)
100
101 -- bits 765: nature of address indicator
102 -- 000 unknown
103 -- 001 international number
104 -- 010 national significant number
105 -- 011 network specific number
106 -- 100 subscriber number
107 -- 101 reserved
108 -- 110 abbreviated number
109 -- 111 reserved for extension
110
111 -- bits 4321: numbering plan indicator
112 -- 0000 unknown
113 -- 0001 ISDN/Telephony Numbering Plan (Rec CCITT E.164)
114 -- 0010 spare
115 -- 0011 data numbering plan (CCITT Rec X.121)
116 -- 0100 telex numbering plan (CCITT Rec F.69)
117 -- 0101 spare
118 -- 0110 land mobile numbering plan (CCITT Rec E.212)
119 -- 0111 spare
120 -- 1000 national numbering plan
121 -- 1001 private numbering plan
122 -- 1111 reserved for extension
123
124 -- all other values are reserved.
125
126 -- b) The following octets representing digits of an address
127 -- encoded as a TBCD-STRING.
```

```
128
129 maxAddressLength INTEGER ::= 20
```

```
130
131 ISDN-AddressString ::=
132     AddressString (SIZE (1..maxISDN-AddressLength))
133 -- This type is used to represent ISDN numbers.
```

```
134
135 maxISDN-AddressLength INTEGER ::= 9
```

136



```

137 ISDN-SubaddressString ::=
138     OCTET STRING (SIZE (1..maxISDN-SubaddressLength))
139     -- This type is used to represent ISDN subaddresses.
140     -- It is composed of
141     -- a) one octet for type of subaddress and odd/even indicator.
142     -- b) 20 octets for subaddress information.
143
144     -- a) The first octet includes a one bit extension indicator, a
145     --     3 bits type of subaddress and a one bit odd/even indicator,
146     --     encoded as follows:
147
148     -- bit 8: 1 (no extension)
149
150     -- bits 765: type of subaddress
151     --     000 NSAP (X.213/ISO 8348 AD2)
152     --     010 User Specified
153     --     All other values are reserved
154
155     -- bit 4: odd/even indicator
156     --     0 even number of address signals
157     --     1 odd number of address signals
158     --     The odd/even indicator is used when the type of subaddress
159     --     is "user specified" and the coding is BCD.
160
161     -- bits 321: 000 (unused)
162
163     -- b) Subaddress information.
164     -- The NSAP X.213/ISO8348AD2 address shall be formatted as specified
165     -- by octet 4 which contains the Authority and Format Identifier
166     -- (AFI). The encoding is made according to the "preferred binary
167     -- encoding" as defined in X.213/ISO834AD2. For the definition
168     -- of this type of subaddress, see CCITT Rec I.334.
169
170     -- For User-specific subaddress, this field is encoded according
171     -- to the user specification, subject to a maximum length of 20
172     -- octets. When interworking with X.25 networks BCD coding should
173     -- be applied.

```

```

174
175 maxISDN-SubaddressLength INTEGER ::= 21

```

```

176
177 ExternalSignalInfo ::= SEQUENCE {
178     protocolId          ProtocolId,
179     signalInfo          SignalInfo,
180     -- Information about the internal structure is given in
181     -- subclause 7.6.9.
182     extensionContainer  ExtensionContainer OPTIONAL,
183     -- extensionContainer must not be used in version 2
184     ...}

```

```

185
186 SignalInfo ::= OCTET STRING (SIZE (1..maxSignalInfoLength))

```

```

187
188 maxSignalInfoLength INTEGER ::= 200
189     -- This NamedValue represents the theoretical maximum number of
190     -- octets which are available to carry a single data type,
191     -- without requiring segmentation to cope with the network layer
192     -- service. However, the actual maximum size available for a data
193     -- type may be lower, especially when other information elements
194     -- have to be included in the same component.

```

```

195
196 ProtocolId ::= ENUMERATED {
197     gsm-0408 (1),
198     gsm-0806 (2),
199     gsm-BSSMAP (3),
200     -- Value 3 is reserved and must not be used
201     ets-300102-1 (4)}

```

```

202
203 Ext-ExternalSignalInfo ::= SEQUENCE {
204     ext-ProtocolId      Ext-ProtocolId,
205     signalInfo          SignalInfo,
206     -- Information about the internal structure is given in
207     -- subclause 7.6.9.10
208     extensionContainer  ExtensionContainer OPTIONAL,
209     ...}

```

```

210

```

```

211 Ext-ProtocolId ::= ENUMERATED {
212     ets-300356 (1),
213     ...
214 }
215 -- exception handling:
216 -- For Ext-ExternalSignalInfo sequences containing this parameter with any
217 -- other value than the ones listed the receiver shall ignore the whole
218 -- Ext-ExternalSignalInfo sequence.
219
220 AlertingPattern ::= OCTET STRING (SIZE (1) )
221 -- This type is used to represent Alerting Pattern
222
223 -- bits 8765 : 0000 (unused)
224
225 -- bits 43 : type of Pattern
226 --     00 level
227 --     01 category
228 --     10 category
229 --     all other values are reserved.
230
231 -- bits 21 : type of alerting
232
233 alertingLevel-0 AlertingPattern ::= '00000000'B
234 alertingLevel-1 AlertingPattern ::= '00000001'B
235 alertingLevel-2 AlertingPattern ::= '00000010'B
236 -- all other values of Alerting level are reserved
237 -- Alerting Levels are defined in GSM 02.07
238
239 alertingCategory-1 AlertingPattern ::= '00000100'B
240 alertingCategory-2 AlertingPattern ::= '00000101'B
241 alertingCategory-3 AlertingPattern ::= '00000110'B
242 alertingCategory-4 AlertingPattern ::= '00000111'B
243 alertingCategory-5 AlertingPattern ::= '00001000'B
244 -- all other values of Alerting Category are reserved
245 -- Alerting categories are defined in GSM 02.07
246
247
248 -- data types for numbering and identification
249
250 IMSI ::= TBCD-STRING (SIZE (3..8))
251 -- digits of MCC, MNC, MSIN are concatenated in this order.
252
253 Identity ::= CHOICE {
254     imsi                               IMSI,
255     imsi-WithLMSI                      IMSI-WithLMSI}
256
257 IMSI-WithLMSI ::= SEQUENCE {
258     imsi                               IMSI,
259     lmsi                               LMSI,
260     -- a special value 00000000 indicates that the LMSI is not in use
261     ...}
262
263 ASCII-CallReference ::= TBCD-STRING (SIZE (1..8))
264 -- digits of VGCS/VBC-area, Group-ID are concatenated in this order.
265
266
267 TMSI ::= OCTET STRING (SIZE (1..4))
268
269 SubscriberId ::= CHOICE {
270     imsi                               [0] IMSI,
271     tmsi                               [1] TMSI}
272
273 IMEI ::= TBCD-STRING (SIZE (8))
274 -- Refers to International Mobile Station Equipment Identity
275 -- and Software Version Number (SVN) defined in TS GSM 03.03.
276 -- If the SVN is not present the last octet shall contain the
277 -- digit 0 and a filler.
278 -- If present the SVN shall be included in the last octet.
279
280 HLR-Id ::= IMSI
281 -- leading digits of IMSI, i.e. (MCC, MNC, leading digits of
282 -- MSIN) forming HLR Id defined in TS GSM 03.03.
283
284 HLR-List ::= SEQUENCE SIZE (1..maxNumOfHLR-Id) OF
285     HLR-Id
286
287 maxNumOfHLR-Id INTEGER ::= 50

```

```

288
289 IMSI ::= OCTET STRING (SIZE (4))
290
291 GlobalCellId ::= OCTET STRING (SIZE (5..7))
292   -- Refers to Cell Global Identification defined in TS GSM 03.03.
293   -- The internal structure is defined as follows:
294   -- octet 1 bits 4321      Mobile Country Code 1st digit
295   --           bits 8765      Mobile Country Code 2nd digit
296   -- octet 2 bits 4321      Mobile Country Code 3rd digit
297   --           bits 8765      Mobile Network Code 3rd digit
298   --                               or filler (1111) for 2 digit MNCs
299   -- octet 3 bits 4321      Mobile Network Code 1st digit
300   --           bits 8765      Mobile Network Code 2nd digit
301   -- octets 4 and 5        Location Area Code according to TS GSM 04.08
302   -- octets 6 and 7        Cell Identity (CI) according to TS GSM 04.08
303
304 NetworkResource ::= ENUMERATED {
305   plmn (0),
306   hlr (1),
307   vlr (2),
308   pvlr (3),
309   controllingMSC (4),
310   vmsc (5),
311   eir (6),
312   rss (7)}
313
314 NAEA-PreferredCI ::= SEQUENCE {
315   naea-PreferredCIC [0] NAEA-CIC,
316   extensionContainer [1] ExtensionContainer OPTIONAL,
317   ...}
318
319 NAEA-CIC ::= OCTET STRING (SIZE (3))
320   -- The internal structure is defined by the Carrier Identification
321   -- parameter in ANSI T1.113.3. Carrier codes between "000" and "999" may
322   -- be encoded as 3 digits using "000" to "999" or as 4 digits using
323   -- "0000" to "0999". Carrier codes between "1000" and "9999" are encoded
324   -- using 4 digits.
325
326 SubscriberIdentity ::= CHOICE {
327   imsi [0] IMSI,
328   msisdn [1] ISDN-AddressString
329 }
330
331 LCSCClientExternalID ::= SEQUENCE {
332   externalAddress [0] AddressString OPTIONAL,
333   extensionContainer [1] ExtensionContainer OPTIONAL,
334   ... }
335
336 LCSCClientInternalID ::= ENUMERATED {
337   broadcastService (0),
338   o-andM-HPLMN (1),
339   o-andM-VPLMN (2),
340   anonymousLocation (3),
341   targetMSSubscribedService (4),
342   ... }
343
344 -- data types for CAMEL
345
346 CellIdOrLAI ::= CHOICE {
347   cellIdFixedLength [0] CellIdFixedLength,
348   laiFixedLength [1] LAIFixedLength}
349
350 CellIdFixedLength ::= OCTET STRING (SIZE (7))
351   -- Refers to Cell Global Identification defined in TS GSM 03.03.
352   -- The internal structure is defined as follows:
353   -- octet 1 bits 4321      Mobile Country Code 1st digit
354   --           bits 8765      Mobile Country Code 2nd digit
355   -- octet 2 bits 4321      Mobile Country Code 3rd digit
356   --           bits 8765      Mobile Network Code 3rd digit
357   --                               or filler (1111) for 2 digit MNCs
358   -- octet 3 bits 4321      Mobile Network Code 1st digit
359   --           bits 8765      Mobile Network Code 2nd digit
360   -- octets 4 and 5        Location Area Code according to TS GSM 04.08
361   -- octets 6 and 7        Cell Identity (CI) according to TS GSM 04.08
362
363

```

```

364 LAIFixedLength ::= OCTET STRING (SIZE (5))
365 -- Refers to Location Area Identification defined in TS GSM 03.03.
366 -- The internal structure is defined as follows:
367 -- octet 1 bits 4321      Mobile Country Code 1st digit
368 --      bits 8765      Mobile Country Code 2nd digit
369 -- octet 2 bits 4321      Mobile Country Code 3rd digit
370 --      bits 8765      Mobile Network Code 3rd digit
371 --                        or filler (1111) for 2 digit MNCs
372 -- octet 3 bits 4321      Mobile Network Code 1st digit
373 --      bits 8765      Mobile Network Code 2nd digit
374 -- octets 4 and 5      Location Area Code according to TS GSM 04.08
375
376
377 -- data types for subscriber management
378
379 BasicServiceCode ::= CHOICE {
380     bearerService          [2] BearerServiceCode,
381     teleservice            [3] TeleserviceCode}
382
383 Ext-BasicServiceCode ::= CHOICE {
384     ext-BearerService      [2] Ext-BearerServiceCode,
385     ext-Teleservice        [3] Ext-TeleserviceCode}
386
387 EMLPP-Info ::= SEQUENCE {
388     maximumentitledPriority EMLPP-Priority,
389     defaultPriority         EMLPP-Priority,
390     extensionContainer      ExtensionContainer          OPTIONAL,
391     ...}
392
393 EMLPP-Priority ::= INTEGER (0..15)
394 -- The mapping from the values A,B,0,1,2,3,4 to the integer-value is
395 -- specified as follows where A is the highest and 4 is the lowest
396 -- priority level
397 -- the integer values 7-15 are spare and shall be mapped to value 4
398
399 priorityLevelA      EMLPP-Priority ::= 6
400 priorityLevelB      EMLPP-Priority ::= 5
401 priorityLevel0      EMLPP-Priority ::= 0
402 priorityLevel1      EMLPP-Priority ::= 1
403 priorityLevel2      EMLPP-Priority ::= 2
404 priorityLevel3      EMLPP-Priority ::= 3
405 priorityLevel4      EMLPP-Priority ::= 4
406
407
408 -- data types for geographic location
409
410 AgeOfLocationInformation ::= INTEGER (0..32767)
411 -- the value represents the elapsed time in minutes since the last
412 -- network contact of the mobile station (i.e. the actuality of the
413 -- location information).
414 -- value "0" indicates that the MS is currently in contact with the
415 -- network
416 -- value "32767" indicates that the location information is at least
417 -- 32767 minutes old
418
419 END

```

## 17.7.9 Teleservice Codes

```

1  MAP-TS-Code {
2     ccitt identified-organization (4) etsi (0) mobileDomain (0)
3     gsm-Network (1) modules (3) map-TS-Code (19) version5 (5)}
4
5  DEFINITIONS
6
7  ::=
8
9  BEGIN
10
11 TeleserviceCode ::= OCTET STRING (SIZE (1))
12 -- This type is used to represent the code identifying a single
13 -- teleservice, a group of teleservices, or all teleservices. The
14 -- services are defined in TS GSM 02.03.
15 -- The internal structure is defined as follows:
16
17 -- bits 87654321: group (bits 8765) and specific service
18 -- (bits 4321)

```

19  
20  
21  
22  
23  
24  
25  
26  
27  
28  
29  
30  
31  
32  
33  
34  
35  
36  
37  
38  
39  
40  
41  
42  
43  
44  
45  
46  
47  
48  
49  
50  
51  
52  
53  
54  
55  
56  
57  
58  
59  
60  
61  
62  
63  
64  
65  
66  
67  
68  
69  
70  
71  
72  
73  
74  
75  
76  
77  
78  
79  
80  
81  
82  
83  
84  
85  
86  
87  
88  
89

```
Ext-TeleserviceCode ::= OCTET STRING (SIZE (1..5))
-- This type is used to represent the code identifying a single
-- teleservice, a group of teleservices, or all teleservices. The
-- services are defined in TS GSM 02.03.
-- The internal structure is defined as follows:

-- OCTET 1:
-- bits 87654321: group (bits 8765) and specific service
-- (bits 4321)

-- OCTETS 2-5: reserved for future use. If received the
-- Ext-TeleserviceCode shall be
-- treated according to the exception handling defined for the
-- operation that uses this type.

-- Ext-TeleserviceCode includes all values defined for TeleserviceCode.
```

```
allTeleservices TeleserviceCode ::= '00000000'B
```

```
allSpeechTransmissionServices TeleserviceCode ::= '00010000'B
telephony TeleserviceCode ::= '00010001'B
emergencyCalls TeleserviceCode ::= '00010010'B
```

```
allShortMessageServices TeleserviceCode ::= '00100000'B
shortMessageMT-PP TeleserviceCode ::= '00100001'B
shortMessageMO-PP TeleserviceCode ::= '00100010'B
```

```
allFacsimileTransmissionServices TeleserviceCode ::= '01100000'B
facsimileGroup3AndAlterSpeech TeleserviceCode ::= '01100001'B
automaticFacsimileGroup3 TeleserviceCode ::= '01100010'B
facsimileGroup4 TeleserviceCode ::= '01100011'B
```

```
-- The following non-hierarchical Compound Teleservice Groups
-- are defined in TS GSM 02.30:
allDataTeleservices TeleserviceCode ::= '01110000'B
-- covers Teleservice Groups 'allFacsimileTransmissionServices'
-- and 'allShortMessageServices'
allTeleservices-ExeptSMS TeleserviceCode ::= '10000000'B
-- covers Teleservice Groups 'allSpeechTransmissionServices' and
-- 'allFacsimileTransmissionServices'
--
-- Compound Teleservice Group Codes are only used in call
-- independent supplementary service operations, i.e. they
-- are not used in InsertSubscriberData or in
-- DeleteSubscriberData messages.
```

```
allVoiceGroupCallServices TeleserviceCode ::= '10010000'B
voiceGroupCall TeleserviceCode ::= '10010001'B
voiceBroadcastCall TeleserviceCode ::= '10010010'B
```

```
allPLMN-specificTS TeleserviceCode ::= '11010000'B
plmn-specificTS-1 TeleserviceCode ::= '11010001'B
plmn-specificTS-2 TeleserviceCode ::= '11010010'B
plmn-specificTS-3 TeleserviceCode ::= '11010011'B
plmn-specificTS-4 TeleserviceCode ::= '11010100'B
plmn-specificTS-5 TeleserviceCode ::= '11010101'B
plmn-specificTS-6 TeleserviceCode ::= '11010110'B
plmn-specificTS-7 TeleserviceCode ::= '11010111'B
plmn-specificTS-8 TeleserviceCode ::= '11011000'B
plmn-specificTS-9 TeleserviceCode ::= '11011001'B
plmn-specificTS-A TeleserviceCode ::= '11011010'B
plmn-specificTS-B TeleserviceCode ::= '11011011'B
plmn-specificTS-C TeleserviceCode ::= '11011100'B
plmn-specificTS-D TeleserviceCode ::= '11011101'B
plmn-specificTS-E TeleserviceCode ::= '11011110'B
plmn-specificTS-F TeleserviceCode ::= '11011111'B
```

END

### 17.7.10 Bearer Service Codes

```
1 MAP-BS-Code {
2   ccitt identified-organization (4) etsi (0) mobileDomain (0)
3   gsm-Network (1) modules (3) map-BS-Code (20) version5 (5)}
```

4  
5 DEFINITIONS  
6  
7 ::=   
8  
9 BEGIN

10  
11 **BearerServiceCode** ::= OCTET STRING (SIZE (1))  
12 -- This type is used to represent the code identifying a single  
13 -- bearer service, a group of bearer services, or all bearer  
14 -- services. The services are defined in TS GSM 02.02.  
15 -- The internal structure is defined as follows:  
16 --  
17 -- plmn-specific bearer services:  
18 -- bits 87654321: defined by the HPLMN operator  
19  
20 -- rest of bearer services:  
21 -- bit 8: 0 (unused)  
22 -- bits 7654321: group (bits 7654), and rate, if applicable  
23 -- (bits 321)

24  
25 **Ext-BearerServiceCode** ::= OCTET STRING (SIZE (1..5))  
26 -- This type is used to represent the code identifying a single  
27 -- bearer service, a group of bearer services, or all bearer  
28 -- services. The services are defined in TS GSM 02.02.  
29 -- The internal structure is defined as follows:  
30 --  
31 -- OCTET 1:  
32 -- plmn-specific bearer services:  
33 -- bits 87654321: defined by the HPLMN operator  
34 --  
35 -- rest of bearer services:  
36 -- bit 8: 0 (unused)  
37 -- bits 7654321: group (bits 7654), and rate, if applicable  
38 -- (bits 321)  
39  
40 -- OCTETS 2-5: reserved for future use. If received the  
41 -- Ext-TeleserviceCode shall be  
42 -- treated according to the exception handling defined for the  
43 -- operation that uses this type.  
44  
45  
46 -- Ext-BearerServiceCode includes all values defined for BearerServiceCode.

47  
48  
49 **allBearerServices** BearerServiceCode ::= '00000000'B

50  
51 **allDataCDA-Services** BearerServiceCode ::= '00010000'B  
52 **dataCDA-300bps** BearerServiceCode ::= '00010001'B  
53 **dataCDA-1200bps** BearerServiceCode ::= '00010010'B  
54 **dataCDA-1200-75bps** BearerServiceCode ::= '00010011'B  
55 **dataCDA-2400bps** BearerServiceCode ::= '00010100'B  
56 **dataCDA-4800bps** BearerServiceCode ::= '00010101'B  
57 **dataCDA-9600bps** BearerServiceCode ::= '00010110'B  
58 **general-dataCDA** BearerServiceCode ::= '00010111'B

59  
60 **allDataCDS-Services** BearerServiceCode ::= '00011000'B  
61 **dataCDS-1200bps** BearerServiceCode ::= '00011010'B  
62 **dataCDS-2400bps** BearerServiceCode ::= '00011100'B  
63 **dataCDS-4800bps** BearerServiceCode ::= '00011101'B  
64 **dataCDS-9600bps** BearerServiceCode ::= '00011110'B  
65 **general-dataCDS** BearerServiceCode ::= '00011111'B

66  
67 **allPadAccessCA-Services** BearerServiceCode ::= '00100000'B  
68 **padAccessCA-300bps** BearerServiceCode ::= '00100001'B  
69 **padAccessCA-1200bps** BearerServiceCode ::= '00100010'B  
70 **padAccessCA-1200-75bps** BearerServiceCode ::= '00100011'B  
71 **padAccessCA-2400bps** BearerServiceCode ::= '00100100'B  
72 **padAccessCA-4800bps** BearerServiceCode ::= '00100101'B  
73 **padAccessCA-9600bps** BearerServiceCode ::= '00100110'B  
74 **general-padAccessCA** BearerServiceCode ::= '00100111'B

75  
76 **allDataPDS-Services** BearerServiceCode ::= '00101000'B  
77 **dataPDS-2400bps** BearerServiceCode ::= '00101100'B  
78 **dataPDS-4800bps** BearerServiceCode ::= '00101101'B  
79 **dataPDS-9600bps** BearerServiceCode ::= '00101110'B  
80 **general-dataPDS** BearerServiceCode ::= '00101111'B

81

```

82 allAlternateSpeech-DataCDA BearerServiceCode ::= '00110000'B
83
84 allAlternateSpeech-DataCDS BearerServiceCode ::= '00111000'B
85
86 allSpeechFollowedByDataCDA BearerServiceCode ::= '01000000'B
87
88 allSpeechFollowedByDataCDS BearerServiceCode ::= '01001000'B
89
90 -- The following non-hierarchical Compound Bearer Service
91 -- Groups are defined in TS GSM 02.30:
92 allDataCircuitAsynchronous BearerServiceCode ::= '01010000'B
93 -- covers "allDataCDA-Services", "allAlternateSpeech-DataCDA" and
94 -- "allSpeechFollowedByDataCDA"
95 allAsynchronousServices BearerServiceCode ::= '01100000'B
96 -- covers "allDataCDA-Services", "allAlternateSpeech-DataCDA",
97 -- "allSpeechFollowedByDataCDA" and "allPadAccessCDA-Services"
98 allDataCircuitSynchronous BearerServiceCode ::= '01011000'B
99 -- covers "allDataCDS-Services", "allAlternateSpeech-DataCDS" and
100 -- "allSpeechFollowedByDataCDS"
101 allSynchronousServices BearerServiceCode ::= '01101000'B
102 -- covers "allDataCDS-Services", "allAlternateSpeech-DataCDS",
103 -- "allSpeechFollowedByDataCDS" and "allDataPDS-Services"
104 --
105 -- Compound Bearer Service Group Codes are only used in call
106 -- independent supplementary service operations, i.e. they
107 -- are not used in InsertSubscriberData or in
108 -- DeleteSubscriberData messages.
109
110 allPLMN-specificBS BearerServiceCode ::= '11010000'B
111 plmn-specificBS-1 BearerServiceCode ::= '11010001'B
112 plmn-specificBS-2 BearerServiceCode ::= '11010010'B
113 plmn-specificBS-3 BearerServiceCode ::= '11010011'B
114 plmn-specificBS-4 BearerServiceCode ::= '11010100'B
115 plmn-specificBS-5 BearerServiceCode ::= '11010101'B
116 plmn-specificBS-6 BearerServiceCode ::= '11010110'B
117 plmn-specificBS-7 BearerServiceCode ::= '11010111'B
118 plmn-specificBS-8 BearerServiceCode ::= '11011000'B
119 plmn-specificBS-9 BearerServiceCode ::= '11011001'B
120 plmn-specificBS-A BearerServiceCode ::= '11011010'B
121 plmn-specificBS-B BearerServiceCode ::= '11011011'B
122 plmn-specificBS-C BearerServiceCode ::= '11011100'B
123 plmn-specificBS-D BearerServiceCode ::= '11011101'B
124 plmn-specificBS-E BearerServiceCode ::= '11011110'B
125 plmn-specificBS-F BearerServiceCode ::= '11011111'B
126
127 END

```

### 17.7.11 Extension data types

```

1 MAP-ExtensionDataTypes {
2   ccitt identified-organization (4) etsi (0) mobileDomain (0)
3   gsm-Network (1) modules (3) map-ExtensionDataTypes (21) version5 (5)}
4
5 DEFINITIONS
6
7 IMPLICIT TAGS
8
9 ::=
10
11 BEGIN
12
13 EXPORTS
14
15   PrivateExtension,
16   ExtensionContainer;
17
18
19 -- IOC for private MAP extensions
20
21
22 MAP-EXTENSION ::= CLASS {
23   &ExtensionType OPTIONAL,
24   &extensionId OBJECT IDENTIFIER }
25 -- The length of the Object Identifier shall not exceed 16 octets and the
26 -- number of components of the Object Identifier shall not exceed 16
27
28

```

```

29
30 -- data types
31
32 ExtensionContainer ::= SEQUENCE {
33     privateExtensionList      [0]PrivateExtensionList      OPTIONAL,
34     pcs-Extensions            [1]PCS-Extensions            OPTIONAL,
35     ...}
36
37 PrivateExtensionList ::= SEQUENCE SIZE (1..maxNumOfPrivateExtensions) OF
38     PrivateExtension
39
40 PrivateExtension ::= SEQUENCE {
41     extId                     MAP-EXTENSION.&extensionId
42                               ({ExtensionSet}),
43     extType                   MAP-EXTENSION.&ExtensionType
44                               ({ExtensionSet}@extId)      OPTIONAL}
45
46 maxNumOfPrivateExtensions INTEGER ::= 10
47
48 ExtensionSet MAP-EXTENSION ::=
49     {...
50     -- ExtensionSet is the set of all defined private extensions
51     }
52
53     -- Unsupported private extensions shall be discarded if received.
54
55
56 PCS-Extensions ::= SEQUENCE {
57     ...}
58
59 END
60

```

### 17.7.12 Group Call data types

```

1  MAP-GR-DataTypes {
2    ccitt identified-organization (4) etsi (0) mobileDomain (0)
3    gsm-Network (1) modules (3) map-GR-DataTypes (23) version5 (5)}
4
5  DEFINITIONS
6
7  IMPLICIT TAGS
8
9  ::=
10
11 BEGIN
12
13 EXPORTS
14     PrepareGroupCallArg,
15     PrepareGroupCallRes,
16     SendGroupCallEndSignalArg,
17     SendGroupCallEndSignalRes,
18     ForwardGroupCallSignallingArg,
19     ProcessGroupCallSignallingArg
20 ;
21
22 IMPORTS
23     ISDN-AddressString,
24     IMSI,
25     EMLPP-Priority,
26     ASCII-CallReference
27 FROM MAP-CommonDataTypes {
28     ccitt identified-organization (4) etsi (0) mobileDomain (0)
29     gsm-Network (1) modules (3) map-CommonDataTypes (18) version5 (5)}
30
31     Ext-TeleserviceCode
32 FROM MAP-TS-Code {
33     ccitt identified-organization (4) etsi (0) mobileDomain (0)
34     gsm-Network (1) modules (3) map-TS-Code (19) version5 (5)}
35
36     Kc
37 FROM MAP-MS-DataTypes {
38     ccitt identified-organization (4) etsi (0) mobileDomain (0)
39     gsm-Network (1) modules (3) map-MS-DataTypes (11) version5 (5)}
40
41
42     ExtensionContainer

```



```

43 FROM MAP-ExtensionDataTypes {
44     ccitt identified-organization (4) etsi (0) mobileDomain (0)
45     gsm-Network (1) modules (3) map-ExtensionDataTypes (21) version5 (5)}
46 ;
47
48

```

```

49 PrepareGroupCallArg ::= SEQUENCE {
50     teleservice                Ext-TeleserviceCode,
51     asciiCallReference         ASCII-CallReference,
52     codec-Info                 CODEC-Info,
53     cipheringAlgorithm         CipheringAlgorithm,
54     groupKeyNumber             [0]GroupKeyNumber           OPTIONAL,
55     groupKey                   [1]Kc                       OPTIONAL,
56     priority                   [2]EMLPP-Priority          OPTIONAL,
57     uplinkFree                 [3] NULL                    OPTIONAL,
58     extensionContainer         [4] ExtensionContainer      OPTIONAL,
59     ...}
60

```

```

61 PrepareGroupCallRes ::= SEQUENCE {
62     groupCallNumber           ISDN-AddressString,
63     extensionContainer        ExtensionContainer           OPTIONAL,
64     ...}
65

```

```

66 SendGroupCallEndSignalArg ::= SEQUENCE {
67     imsi                      IMSI                       OPTIONAL,
68     extensionContainer        ExtensionContainer           OPTIONAL,
69     ...}
70

```

```

71 SendGroupCallEndSignalRes ::= SEQUENCE {
72     extensionContainer        ExtensionContainer           OPTIONAL,
73     ...}
74

```

```

75 ForwardGroupCallSignallingArg ::= SEQUENCE {
76     imsi                      IMSI                       OPTIONAL,
77     uplinkRequestAck         [0] NULL                OPTIONAL,
78     uplinkReleaseIndication  [1] NULL                OPTIONAL,
79     uplinkRejectCommand      [2] NULL                OPTIONAL,
80     uplinkSeizedCommand      [3] NULL                OPTIONAL,
81     uplinkReleaseCommand     [4] NULL                OPTIONAL,
82     extensionContainer        ExtensionContainer           OPTIONAL,
83     ...}
84

```

```

85 ProcessGroupCallSignallingArg ::= SEQUENCE {
86     uplinkRequest            [0] NULL                OPTIONAL,
87     uplinkReleaseIndication  [1] NULL                OPTIONAL,
88     releaseGroupCall         [2] NULL                OPTIONAL,
89     extensionContainer        ExtensionContainer           OPTIONAL,
90     ...}
91

```

```

92 GroupKeyNumber ::= INTEGER (0..15)
93

```

```

94 CODEC-Info ::= OCTET STRING (SIZE (5..10))
95     -- Refers to channel type
96     -- coded according to GSM 08.08
97

```

```

99 CipheringAlgorithm ::= OCTET STRING (SIZE (1))
100     -- Refers to 'permitted algorithms' in 'encryption information'
101     -- coded according to GSM 08.08:
102
103     -- Bits 8-1
104     -- 8765 4321
105     -- 0000 0001           No encryption
106     -- 0000 0010         GSM A5/1
107     -- 0000 0100         GSM A5/2
108     -- 0000 1000         GSM A5/3
109     -- 0001 0000         GSM A5/4
110     -- 0010 0000         GSM A5/5
111     -- 0100 0000         GSM A5/6
112     -- 1000 0000         GSM A5/7
113
114
115

```

116  
117  
118  
119 END

### 17.7.13 Location service data types

```

1  MAP-LCS-DataTypes {
2    ccitt identified-organization (4) etsi (0) mobileDomain (0)
3    gsm-Network (1) modules (3) map-LCS-DataTypes (25) version5 (5)}
4
5  DEFINITIONS
6  IMPLICIT TAGS
7  ::=
8  BEGIN
9
10 EXPORTS
11   RoutingInfoForLCS-Arg,
12   RoutingInfoForLCS-Res,
13   ProvideSubscriberLocation-Arg,
14   ProvideSubscriberLocation-Res,
15   SubscriberLocationReport-Arg,
16   SubscriberLocationReport-Res,
17   LocationType,
18   LCSClientName,
19   LCS-QoS,
20   Horizontal-Accuracy,
21   ResponseTime,
22   Ext-GeographicalInformation
23 ;
24
25 IMPORTS
26   AddressString,
27   ISDN-AddressString,
28   IMEI,
29   IMSI,
30   LMSI,
31   SubscriberIdentity,
32   AgeOfLocationInformation,
33   LCSClientExternalID,
34   LCSClientInternalID
35 FROM MAP-CommonDataTypes {
36   ccitt identified-organization (4) etsi (0) mobileDomain (0)
37   gsm-Network (1) modules (3) map-CommonDataTypes (18) version5 (5)}
38
39   ExtensionContainer
40 FROM MAP-ExtensionDataTypes {
41   ccitt identified-organization (4) etsi (0) mobileDomain (0)
42   gsm-Network (1) modules (3) map-ExtensionDataTypes (21) version5 (5)}
43
44   USSD-DataCodingScheme,
45   USSD-String
46 FROM MAP-SS-DataTypes {
47   ccitt identified-organization (4) etsi (0) mobileDomain (0) gsm-Network (1) modules (3)
48   map-SS-DataTypes (14) version5 (5)}
49 ;
50
51

```

52	<b>RoutingInfoForLCS-Arg</b> ::= SEQUENCE {		
53	mlcNumber	[0] ISDN-AddressString,	
54	targetMS	[1] SubscriberIdentity,	
55	extensionContainer	[2] ExtensionContainer	OPTIONAL,
56	...}		

58	<b>RoutingInfoForLCS-Res</b> ::= SEQUENCE {		
59	targetMS	[0] SubscriberIdentity,	
60	lcsLocationInfo	[1] LCSLocationInfo,	
61	extensionContainer	[2] ExtensionContainer	OPTIONAL,
62	...}		

64	<b>LCSLocationInfo</b> ::= SEQUENCE {		
65	msc-Number	ISDN-AddressString,	
66	lmsi	[0] LMSI	OPTIONAL,
67	extensionContainer	[1] ExtensionContainer	OPTIONAL,
68	...}		

69

```

70 ProvideSubscriberLocation-Arg ::= SEQUENCE {
71     locationType                LocationType,
72     mlc-Number                  ISDN-AddressString,
73     lcs-ClientID                [0] LCS-ClientID                OPTIONAL,
74     privacyOverride             [1] NULL                    OPTIONAL,
75     imsi                        [2] IMSI                    OPTIONAL,
76     msisdn                      [3] ISDN-AddressString        OPTIONAL,
77     lmsi                        [4] LMSI                    OPTIONAL,
78     imei                        [5] IMEI                    OPTIONAL,
79     lcs-Priority                [6] LCS-Priority            OPTIONAL,
80     lcs-QoS                     [7] LCS-QoS                OPTIONAL,
81     extensionContainer          [8] ExtensionContainer        OPTIONAL,
82     ...}
83
84 -- one of imsi or msisdn is mandatory
85

```

```

86 LocationType ::= SEQUENCE {
87     locationEstimateType        [0] LocationEstimateType,
88     ...}
89

```

```

90 LocationEstimateType ::= ENUMERATED {
91     currentLocation             (0),
92     currentOrLastKnownLocation (1),
93     initialLocation             (2),
94     ...}
95 -- exception handling:
96 -- a ProvideSubscriberLocation-Arg containing an unrecognized LocationEstimateType
97 -- shall be rejected by the receiver with a return error cause of unexpected data value
98

```

```

99 LCS-ClientID ::= SEQUENCE {
100    lcsClientType                [0] LCSClientType,
101    lcsClientExternalID          [1] LCSClientExternalID    OPTIONAL,
102    lcsClientDialedByMS         [2] AddressString          OPTIONAL,
103    lcsClientInternalID         [3] LCSClientInternalID    OPTIONAL,
104    lcsClientName               [4] LCSClientName          OPTIONAL,
105    ...}
106

```

```

107 LCSClientType ::= ENUMERATED {
108    emergencyServices            (0),
109    valueAddedServices           (1),
110    plmnOperatorServices         (2),
111    lawfulInterceptServices      (3),
112    ...}
113 -- exception handling:
114 -- unrecognized values may be ignored if the LCS client uses the privacy override
115 -- otherwise, an unrecognized value shall be treated as unexpected data by a receiver
116 -- a return error shall then be returned if received in a MAP invoke
117

```

```

118 LCSClientName ::= SEQUENCE {
119    dataCodingScheme             [0] USSD-DataCodingScheme,
120    nameString                   [2] NameString,
121    ...}
122
123 -- The USSD-DataCodingScheme shall indicate use of the default alphabet through the
124 -- following encoding
125 -- bit 7 6 5 4 3 2 1 0
126 --      0 0 0 0 1 1 1 1
127

```

```

128 NameString ::= USSD-String (SIZE (1..maxNameStringLength))
129

```

```

130 maxNameStringLength INTEGER ::= 63
131

```

```

132 LCS-Priority ::= OCTET STRING (SIZE (1))
133 -- 0 = highest priority
134 -- 1 = normal priority
135 -- all other values treated as 1
136

```

```

137 LCS-QoS ::= SEQUENCE {
138    horizontal-accuracy          [0] Horizontal-Accuracy    OPTIONAL,
139    verticalCoordinateRequest     [1] NULL                    OPTIONAL,
140    vertical-accuracy            [2] Vertical-Accuracy        OPTIONAL,
141    responseTime                 [3] ResponseTime            OPTIONAL,
142    extensionContainer           [4] ExtensionContainer        OPTIONAL,
143    ...}
144

```

```

145 Horizontal-Accuracy ::= OCTET STRING (SIZE (1))
146     -- bit 8 = 0
147     -- bits 7-1 = 7 bit Uncertainty Code defined in GSM 03.32
148
149 Vertical-Accuracy ::= OCTET STRING (SIZE (1))
150     -- bit 8 = 0
151     -- bits 7-1 = 7 bit Vertical Uncertainty Code defined in GSM 03.32
152
153 ResponseTime ::= SEQUENCE {
154     responseTimeCategory          ResponseTimeCategory,
155     ... }
156 -- note: an expandable SEQUENCE simplifies later addition of a numeric response time.
157
158 ResponseTimeCategory ::= ENUMERATED {
159     lowdelay (0),
160     delaytolerant (1),
161     ... }
162 -- exception handling:
163 -- an unrecognized value shall be treated the same as value 1 (delaytolerant)
164
165 ProvideSubscriberLocation-Res ::= SEQUENCE {
166     locationEstimate              Ext-GeographicalInformation,
167     ageOfLocationEstimate         [0] AgeOfLocationInformation      OPTIONAL,
168     extensionContainer            [1] ExtensionContainer            OPTIONAL,
169     ... }
170
171 Ext-GeographicalInformation ::= OCTET STRING (SIZE (1..maxExt-GeographicalInformation))
172 -- Refers to geographical Information defined in GSM 03.32.
173 -- This is composed of 1 or more octets with an internal structure according to GSM 03.32
174 -- Octet 1: Type of shape, only the following shapes in GSM 03.32 are allowed:
175 --     (a) Ellipsoid point with uncertainty circle
176 --     (b) Ellipsoid point with uncertainty ellipse
177 --     (c) Ellipsoid point with altitude and uncertainty ellipsoid
178 --     (d) Ellipsoid Arc
179 -- Any other value in octet 1 shall be treated as invalid
180 -- Octets 2 to 8 for case (a) - Ellipsoid point with uncertainty circle
181 --     Degrees of Latitude                3 octets
182 --     Degrees of Longitude               3 octets
183 --     Uncertainty code                   1 octet
184 -- Octets 2 to 11 for case (b) - Ellipsoid point with uncertainty ellipse:
185 --     Degrees of Latitude                3 octets
186 --     Degrees of Longitude               3 octets
187 --     Uncertainty semi-major axis       1 octet
188 --     Uncertainty semi-minor axis       1 octet
189 --     Angle of major axis                1 octet
190 --     Confidence                          1 octet
191 -- Octets 2 to 14 for case (c) - Ellipsoid point with altitude and uncertainty ellipsoid
192 --     Degrees of Latitude                3 octets
193 --     Degrees of Longitude               3 octets
194 --     Altitude                           2 octets
195 --     Uncertainty semi-major axis       1 octet
196 --     Uncertainty semi-minor axis       1 octet
197 --     Angle of major axis                1 octet
198 --     Uncertainty altitude               1 octet
199 --     Confidence                          1 octet
200 -- Octets 2 to 13 for case (d) - Ellipsoid Arc
201 --     Degrees of Latitude                3 octets
202 --     Degrees of Longitude               3 octets
203 --     Inner radius                       2 octets
204 --     Uncertainty radius                 1 octet
205 --     Offset angle                       1 octet
206 --     Included angle                     1 octet
207 --     Confidence                          1 octet
208 --
209 -- An Ext-GeogrphicalInformation parameter containing any other shape or an incorrect number
210 -- of octets or coding according to GSM 03.32 shall be treated as invalid data by a receiver
211
212 maxExt-GeographicalInformation INTEGER ::= 20
213 -- the maximum length allows for further shapes in GSM 03.32 to be included in later versions
214 -- of GSM 09.02
215

```

```
216 SubscriberLocationReport-Arg ::= SEQUENCE {
217     lcs-Event                LCS-Event,
218     lcs-ClientID             LCS-ClientID,
219     lcsLocationInfo          LCSLocationInfo,
220     msisdn                   [0] ISDN-AddressString      OPTIONAL,
221     imsi                     [1] IMSI                    OPTIONAL,
222     imei                     [2] IMEI                    OPTIONAL,
223     na-ESRD                  [3] ISDN-AddressString      OPTIONAL,
224     na-ESRK                  [4] ISDN-AddressString      OPTIONAL,
225     locationEstimate         [5] Ext-GeographicalInformation OPTIONAL,
226     ageOfLocationEstimate    [6] AgeOfLocationInformation OPTIONAL,
227     extensionContainer       [7] ExtensionContainer      OPTIONAL,
228     ...}
229
230 -- one of msisdn or, imsi is mandatory
```

```
232 LCS-Event ::= ENUMERATED {
233     emergencyCallOrigination (0),
234     emergencyCallRelease (1),
235     mo-lr (2),
236     ... }
237 -- exception handling:
238 -- a SubscriberLocationReport-Arg containing an unrecognized LCS-Event
239 -- shall be rejected by a receiver with a return error cause of unexpected data value
```

```
241 SubscriberLocationReport-Res ::= SEQUENCE {
242     extensionContainer        ExtensionContainer          OPTIONAL,
243     ...}
244
245
246
247
248
```

END

---

## 18 General on MAP user procedures

### 18.1 Introduction

Clauses 18 to 25 describe the use of MAP services for GSM signalling procedures. GSM signalling procedures may involve one or several interfaces running one or several application protocols. The present document addresses only the signalling procedures which require at least the use of one MAP service.

When a signalling procedure takes place in the network, an application process invocation is created in each system component involved. Part of the application process invocation acts as a MAP user and handles one or several MAP dialogues. For each dialogue it employs an instance of the MAP service provider. It may also use other communication services to exchange information on other interfaces, but detailed description of these aspects is outside the scope of the present document.

### 18.2 Common aspects of user procedure descriptions

#### 18.2.1 General conventions

For each signalling procedure the present document provides a brief textual overview accompanied by a flow diagram which represent the functional interactions between system components. Functional interactions are labelled using the MAP service name when the interaction results from a service request or by this service name followed by the symbol "ack" when this interaction results from a service response.

For each of the system components involved, the present document also provides a detailed textual description of the application process behaviour as well as an SDL diagram. SDL diagrams describe the sequence of events, as seen by the MAP-User, which occurs at MAP service provider boundaries as well as external events which occur at other interfaces and which impact on the previous sequence.

External events do not necessarily correspond to the messages of other protocols used in the system component. The MAP-user procedures are described as if a set of interworking functions (IWF) between the MAP-user and the other protocol entities was implemented (see figure 18.2/1). Such interworking functions are assumed to perform either an identity mapping or some processing or translation as required to eliminate information irrelevant to the MAP-user.

The mapping of service primitives on to protocol elements is described in clauses 14 to 17.

GSM signalling procedures are built from one or more sub-procedures (e.g. authentication, ciphering, ...). Sub-procedures from which signalling procedures are built are represented using SDL MACRO descriptions.

In case of any discrepancy between the textual descriptions and the SDL descriptions, the latter take precedence.

#### 18.2.2 Naming conventions

Events related to MAP are represented by MAP service primitives. The signal names used in the SDL diagrams are derived from the service primitive names defined in clauses 7 to 12, with some lexical transformations for readability and parsability purposes (blanks between words are replaced by underscores, the first letter of each word is capitalized).

Events received and sent on other interfaces are named by appending the message or signal name to a symbol representing the interface type, with some lexical transformations for readability and parsability purposes (blanks between words are replaced by underscores, the first letter of each word is capitalized).

The following symbols are used to represent the interface types:

- "I": For interfaces to the fixed network. "I" stands for ISUP interface.
- "A": For interfaces to BSS (i.e. A-interfaces);
- "OM": For network management interfaces (communication with OMC, MML interface, ...);
- "SC": For interfaces to a Service Centre;
- "HO\_CA": For internal interfaces to the Handover Control Application.
- "US": For a local USSD application.

These naming conventions can be summarized by the following BNF description:

```

<Event_Name> ::= <MAP_Primitive> | <External_Event>
<MAP_Primitive> ::= <MAP_Open> | <MAP_Close> | <MAP_U_Abort> | <MAP_P_Abort> |
<MAP_Specific> | <MAP_Notice>
<MAP_Open> ::= MAP_Open_Req | MAP_Open_Ind | MAP_Open_Rsp | MAP_Open_Cnf
<MAP_Close> ::= MAP_Close_Req | MAP_Close_Ind
<MAP_U_Abort> ::= MAP_U_Abort_Req | MAP_U_Abort_Ind
<MAP_P_Abort> ::= MAP_P_Abort_Ind
<MAP_Notice> ::= MAP_Notice_Ind
<MAP_Specific> ::= <MAP_Req> | <MAP_Ind> | <MAP_Rsp> | <MAP_Cnf>
<MAP_Req> ::= MAP_<Service_Name>_Req
<MAP_Ind> ::= MAP_<Service_Name>_Ind
<MAP_Rsp> ::= MAP_<Service_Name>_Rsp
<MAP_Cnf> ::= MAP_<Service_Name>_Cnf
<External_Event> ::= <Interface_Type>_<External_Signal>
<Interface_Type> ::= I | A | OM | SC | HO AC | US
<External_Signal> ::= <Lexical_Unit>
<Service_Name> ::= <Lexical_Unit>
<Lexical_Unit> ::= <Lexical_Component> | <Lexical_Unit>_<Lexical_Component>
<Lexical_Component> ::= <Upper_Case_Letter><Letter_Or_Digit_List>
<Letter_Or_Digit_List> ::= <Letter_Or_Digit> | <Letter_Or_Digit_List><Letter_Or_Digit>
<Letter_Or_Digit> ::= <Letter> | <Digit>
<Letter> ::= <Lower_Case_Letter> | <Upper_Case_Letter>
<Upper_Case_Letter> ::= A|B|C|D|E|F|G|H|I|J|K|L|M|N|O|P|Q|R|S|T|U|V|W|X|Y|Z
<Lower_Case_Letter> ::= a|b|c|d|e|f|g|h|i|j|k|l|m|n|o|p|q|r|s|t|u|v|w|x|y|z
<Digit> ::= 1|2|3|4|5|6|7|8|9|0

```

**Figure 18.2/1: Interfaces applicable to the MAP-User**

## 18.2.3 Convention on primitives parameters

### 18.2.3.1 Open service

When the originating and destination reference parameters shall be included in the MAP-OPEN request primitive, their value are indicated as a comment to the signal which represents this primitive.

### 18.2.3.2 Close service

When a pre-arranged released is requested, a comment is attached to the signal which represents the MAP-CLOSE request primitive. In the absence of comment, a normal release is assumed.



## 18.2.4 Version handling at dialogue establishment

Unless explicitly indicated in subsequent subclauses, the following principles regarding version handling procedures at dialogue establishment are applied by the MAP-user:

### 18.2.4.1 Behaviour at the initiating side

When a MAP user signalling procedure has to be executed, the MAP-user issues a MAP-OPEN request primitive with an appropriate application-context-name. If several names are supported (i.e. several versions) a suitable one is selected using the procedures described in clause 5.

If version 2 is selected and a MAP-OPEN Confirm primitive in response to the MAP-OPEN request is received with a result parameter set to "refused" and a diagnostic parameter indicating "application-context-not-supported" or "potential incompatibility problem", the MAP-User issues a new MAP-OPEN request primitive with the equivalent version one context. This is informally represented in the SDL diagrams by a task symbol indicating "Perform Vr procedure".

If version 3 is selected and a MAP-OPEN Confirm primitive in response to the MAP-OPEN request is received with a result parameter set to "refused" and a diagnostic parameter indicating "application-context-not-supported" or "potential incompatibility problem", the MAP-User issues a new MAP-OPEN request primitive with the equivalent version one or version two context. This is informally represented in the SDL diagrams by task symbols indicating "Perform Vr procedure".

If version 4 is selected and a MAP-OPEN Confirm primitive in response to the MAP-OPEN request is received with a result parameter set to "refused" and a diagnostic parameter indicating "application-context-not-supported" or "potential incompatibility problem", the MAP-User issues a new MAP-OPEN request primitive with the equivalent version one, version two or version three context. This is informally represented in the SDL diagrams by task symbols indicating "Perform Vr procedure".

### 18.2.4.2 Behaviour at the responding side

On receipt of a MAP-OPEN indication primitive, the MAP-User analyses the application-context-name.

If it refers to a version one context, the associated V1 procedure is executed; if it refers to a version two context, the associated V2 procedure is executed; if it refers to a version three context, the associated V3 procedure is executed, otherwise the associated V4 procedure is executed.

## 18.2.5 Abort Handling

Unless explicitly indicated in subsequent subclauses, the following principles are applied by the MAP-user regarding abort handling procedures:

On receipt of a MAP-P-ABORT indication or MAP-U-ABORT Indication primitive from any MAP-provider invocation, the MAP-User issues a MAP-U-ABORT Request primitive to each MAP-provider invocation associated with the same user procedure.

If applicable a decision is made to decide if the affected user procedure has to be retried or not.

## 18.2.6 SDL conventions

The MAP SDLs make use of a number of SDL concepts and conventions, where not all of them may be widely known. Therefore, this subclause outlines the use of a few concepts and conventions to improve understanding of the MAP SDLs.

The MAP User SDLs make use of SDL Processes, Procedures and Macros. Processes are independent from each other even if one process starts another one: The actions of both of them have no ordering in time. SDL Procedures and Macros are just used to ease writing of the specification: They contain parts of a behaviour used in several places, and the corresponding Procedure/Macro definition has to be expanded at the position of the Procedure/Macro call.

All Processes are started at system initialization and live forever, unless process creation/termination is indicated explicitly (i.e. a process is created by some other process).

The direction of Input/Output Signals in the SDL graphs is used to indicate the entity to which/from which communication is directed. If a process A communicates in parallel with processes B and C, all Inputs/Outputs to/from B are directed to one side, whereas communication with C is directed to the other side. However, there has been no formal convention used that communication to a certain entity (e.g. a HLR) will always be directed to a certain side (e.g. right).

In each state all those Input Signals are listed, which result in an action and/or state change. If an Input Signal is not listed in a state, receipt of this input should lead to an implicit consumption without any action or state change (according to the SDL rules). This implicit consumption is mainly used for receipt of the MAP DELIMITER indication and for receipt of a MAP CLOSE indication, except for a premature MAP CLOSE.

## 18.3 Interaction between MAP Provider and MAP Users

Each MAP User is defined by at least one SDL process. On the dialogue initiating side the MAP User will create a new instance of a MAP Provider implicit by issuing a MAP-OPEN request. This instance corresponds to a TC Dialogue and lives as long as the dialogue exists (see also subclause 14.3). There is a fix relation between MAP User and this Provider instance, i.e. all MAP service primitives from the MAP User for this dialogue are sent to this instance and all TC components received by this MAP Provider are mapped onto service primitives sent to this MAP User.

On the receiving side a MAP Provider instance is created implicit by receipt of a TC BEGIN indication. The corresponding MAP User is determined by the Application Context name included in this primitive, i.e. each Application Context is associated with one and only one MAP User. An instance of this User will be created implicit by receiving a MAP-OPEN indication. Note that in some cases there exist several SDL Processes for one MAP User (Application Context), e.g. the processes Register\_SS\_HLR, Erase\_SS\_HLR, Activate\_SS\_HLR, Deactivate\_SS\_HLR, Interrogate\_SS\_HLR, and Register\_Password for the AC Network\_Functional\_SS\_Handling. In these cases, a coordinator process is introduced acting as a MAP User, which in turn starts a sub-process depending on the first MAP service primitive received.

---

# 19 Mobility procedures

## 19.1 Location management Procedures

For non-GPRS subscribers, this subclause comprises a number of processes to handle the mobile nature of the subscriber. The processes will be addressed by SCCP Sub-System Number (MSC, VLR or HLR) and the Application Context. The following processes are defined in this subclause:

Process Update Location Area:

Initiator: Update\_Location\_Area\_MSC, subclause 19.1.1.2;

Responder: Update\_Location\_Area\_VLR, subclause 19.1.1.3;

Process Update Location:

Initiator: Update\_Location\_Area\_VLR, subclause 19.1.1.3, or

Update\_Location\_VLR, subclause 19.1.1.6;

Responder: Update\_Location\_HLR, subclause 19.1.1.4;

Process Send Identification:

Initiator: Update\_Location\_Area\_VLR, subclause 19.1.1.3;

Responder: Send\_Identification\_VLR, subclause 19.1.1.5;

Process Subscriber Present HLR:

Initiator: Subscriber\_Present\_HLR, subclause 19.1.1.7;

Responder: Short\_Message\_Alert\_IWMSC, subclause 23.4.3;

Process Cancel Location:

Initiator: Cancel\_Location\_HLR, subclause 19.1.2.2;

Responder: Cancel\_Location\_VLR, subclause 19.1.2.3;

Process Detach IMSI:

Initiator: Detach\_IMSI\_MSC, subclause 19.1.3.2;

Responder: Detach\_IMSI\_VLR, subclause 19.1.3.3.

Process Purge MS:

Initiator: Purge\_MS\_VLR, subclause 19.1.4.2;

Responder: Purge\_MS\_HLR, subclause 19.1.4.3.

As both the Update Location Area and the Detach IMSI processes use the same application context name, the MAP Provider cannot distinguish between them. Therefore, a Location Management Coordinator Process will act as one user for this application context. This process (one in MSC, one in VLR) will create the Update Location Area or the Detach IMSI process, depending on the first service primitive received in the respective dialogue.

Additionally, a Location Management Coordinator process in the HLR coordinates the two application processes "Update Location HLR" (subclause 19.1.1.4) and "RESTORE\_DATA\_HLR" (subclause 19.3.3) that are addressed by the same application context.

### **Location Management Coordinator MSC**

On receipt of a request for location updating from the A-interface, the Location Management Coordinator in the MSC will:

- create the process Update\_Location\_Area\_MSC in case the updating type indicated in the A-interface primitive indicates normal updating, periodic updating or IMSI Attach;
- create the process Detach\_IMSI\_MSC in case the updating type indicated in the A-interface primitive indicates IMSI Detach.

The respective primitive is then forwarded to the created process. Henceforth, the coordinator will relay all service primitives from provider to the user and vice versa, until a request or indication for dialogue termination is received. This last primitive will be relayed, too, before the Coordinator process returns to idle state.

### **Location Management Coordinator VLR**

On receipt of a dialogue request for the Location Management Application Context (see Receive\_Open\_Ind macro in subclause 25.1), the Location\_Management\_Coordinator will:

- terminate the procedure in case of parameter problems or if the MSC indicated version Vr protocol; or
- continue as below, if the dialogue is accepted.

Depending on the first service primitive received from the MAP Provider in this dialogue, the user process is created:

- Update\_Location\_Area\_VLR in case the primitive is a MAP\_UPDATE\_LOCATION\_AREA indication;
- Detach\_IMSI\_VLR in case the primitive is a MAP\_DETACH\_IMSI indication.

In case a MAP\_U\_ABORT, MAP\_P\_ABORT or a premature MAP\_CLOSE indication is received instead, the process returns to idle state. If a MAP\_NOTICE indication is received, the dialogue towards the MSC is aborted and the process returns to idle state.

After creation of the user process the service primitive received from the provider is passed to the user process. Henceforth, the coordinator will relay all service primitives from provider to the user and vice versa, until a request or indication for dialogue termination is received. This last primitive will be relayed, too, before the Coordinator process returns to idle state.

### Location Management Coordinator HLR

On receipt of a dialogue request for the Location Management Application Context (see Receive\_Open\_Ind macro in subclause 25.1), the Location\_Management\_Coordinator will:

- terminate the process in case of parameter problems; or
- revert to MAP version Vr protocol if the VLR requests version Vr protocol; or
- continue as described in the following, if the dialogue is accepted.

The user process is created depending on the first service primitive received from the MAP service provider within this dialogue:

- Update\_Location\_HLR if the primitive is a MAP\_UPDATE\_LOCATION indication;
- RESTORE\_DATA\_HLR if the primitive is a MAP\_RESTORE\_DATA indication.

If a MAP\_NOTICE indication is received instead, the dialogue towards the MSC is terminated and the process returns to idle state.

After creation of the user process the service primitive received from the MAP service-provider is passed to the user process. Henceforth, the coordinator will relay all service primitives from MAP service-provider to the MAP service-user and vice versa, until a request or indication for dialogue termination is received. This last primitive will be relayed, too, before the Coordinator process returns to idle state.

For GPRS subscribers, this subclause comprises a number of other processes to handle the mobile nature of the subscriber. The processes will be addressed by SCCP Sub-System Number (SGSN or HLR) and the Application Context. The following processes are defined in this subclause:

Process GPRS Update Location:

Initiator: GPRS\_Update\_Location\_Area\_VLR, subclause 19.1.1.3, or  
SGSN\_Update\_HLR, subclause 19.1.1.8,

Responder: Update\_GPRS\_Location\_HLR, subclause 19.1.1.4;

Process Cancel Location:

Initiator: Cancel\_GPRS\_Location\_HLR, subclause 19.1.2.2;

Responder: Cancel\_Location\_SGSN, subclause 19.1.2.4;

Process Purge MS:

Initiator: Purge\_MS\_SGSN, subclause 19.1.4.4;

Responder: Purge\_MS\_HLR, subclause 19.1.4.3.

The following existing process is also used for GPRS subscribers :

Process Subscriber Present HLR:

Initiator: Subscriber\_Present\_HLR, subclause 19.1.1.7;

Responder: Short\_Message\_Alert\_IWMSC, subclause 23.4.3;

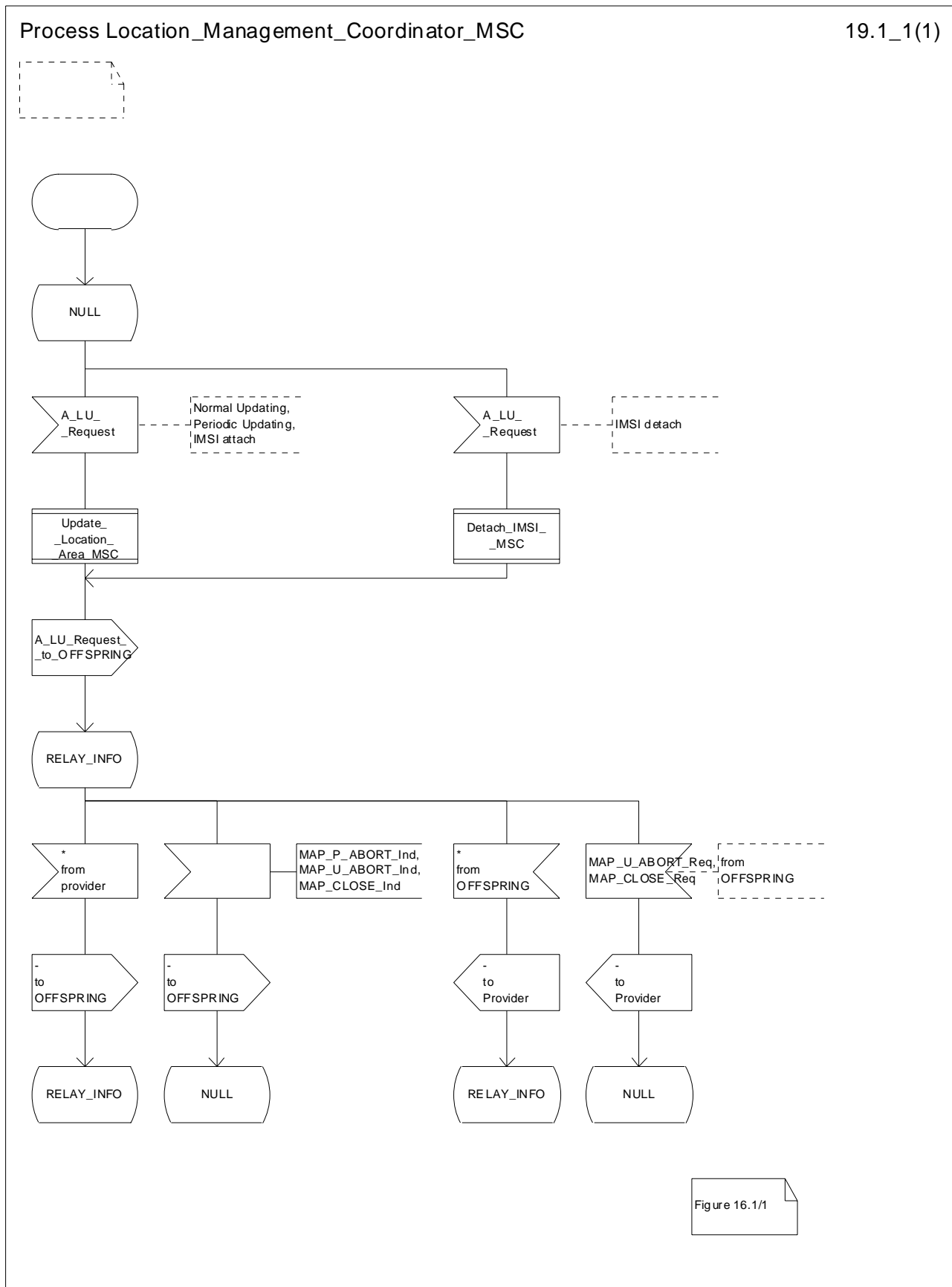


Figure 19.1/1: Process Location\_Management\_Coordinator\_MSC

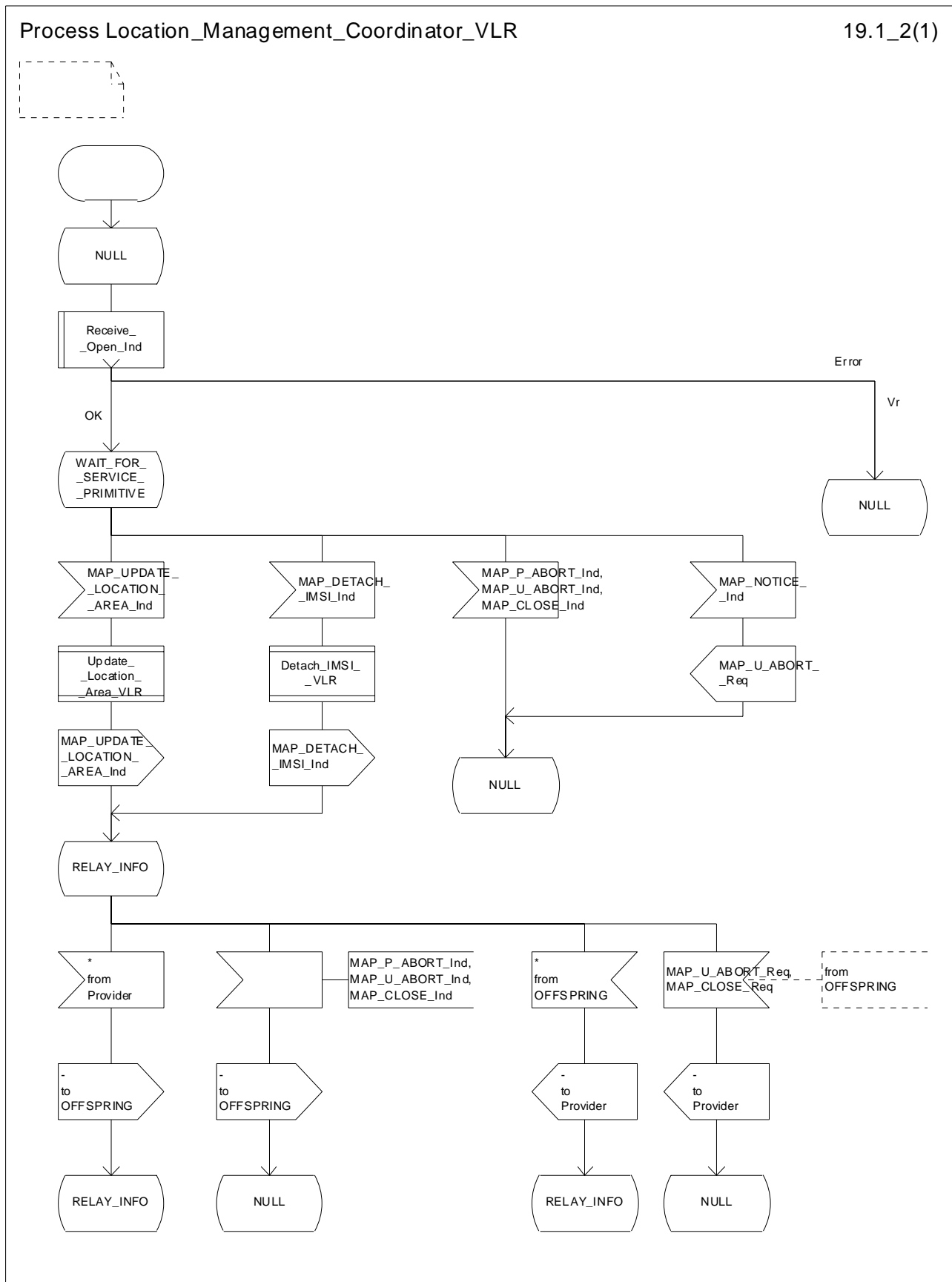


Figure 19.1/2: Process Location\_Management\_Coordinator\_VLR

Process Location\_Management\_Coordinator\_HLR

19.1\_3(1)

Figure 19.1/3  
Location management coordination process in the HLR

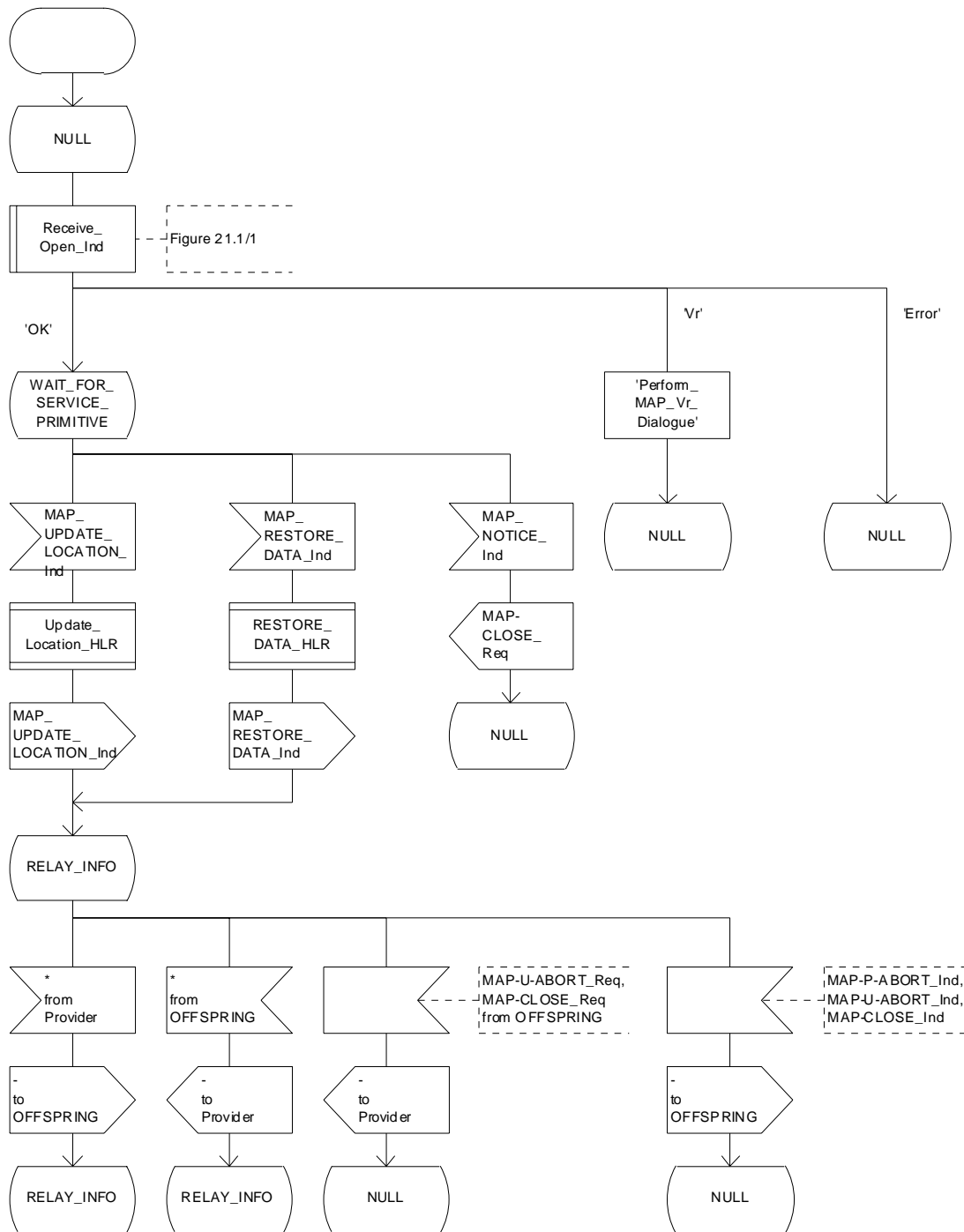


Figure 19.1/3: Process Location\_Management\_Coordinator\_HLR

## 19.1.1 Location updating

### 19.1.1.1 General

The location updating procedure is used to update the location information held in the network. For GPRS subscribers, this procedure describes also updating of the SGSN and, if Gs interface is installed, updating of the VLR in combination with an attach/routing area updating in the SGSN. This location information is used to route incoming calls, packet data, short messages and unstructured supplementary service data to the roaming subscriber. Additionally, this procedure is used to provide the VLR and/or the SGSN with the information that a subscriber already registered, but being detached, is reachable again (IMSI Attach and/or GPRS Attach, see GSM 03.12 and GSM 03.60). The use of the IMSI Detach / Attach feature is optional for the network operator.

To minimize the updates of the subscriber's HLR, the HLR holds only information about the VLR and MSC the subscriber is attached to and, for GPRS subscribers, the SGSN the subscriber is attached to. The VLR and the SGSN contain more detailed location information, i.e. the location area the subscriber is actually roaming in (for the VLR) and the routing area (RA) where the GPRS subscriber is located (for SGSN). Therefore, the VLR needs to be updated at each location area change (see figure 19.1.1/1 for this procedure) and the SGSN needs to be updated at each routing area change. The HLR needs updating only in the following cases:

- when the subscriber registers in a new VLR or SGSN, i.e. the VLR or SGSN has no data for that subscriber;
- when the subscriber registers in a new location area of the same VLR and new routing information is to be provided to the HLR (change of MSC area);
- if the indicator "Confirmed by HLR" or the indicator "Location Information Confirmed in HLR" is set to "Not Confirmed" because of HLR, VLR or SGSN restoration, and the VLR or SGSN receives an indication that the subscriber is present.

If a mobile subscriber registers in a visitor location register (VLR) not holding any information about this subscriber and is identified by a temporary mobile subscriber identity (TMSI) allocated by a previous visitor location register (PVLR), if the PVLR identity can be derived from LAI the new VLR must obtain the IMSI from PVLR to identify the HLR to be updated (see figure 19.1.1/2). If the IMSI cannot be retrieved from PVLR, it is requested from the MS (see figure 19.1.1/3).

The stage 2 specification for GPRS is in GSM 03.60. The interworking between the MAP signalling procedures and the GPRS procedures in the SGSN is shown by the transfer of signals between these procedures (see subclause 19.1.1.8).

The message flow for successful GPRS Attach/ RA update procedure (with Gs interface not installed) is shown in figure 19.1.1/4.



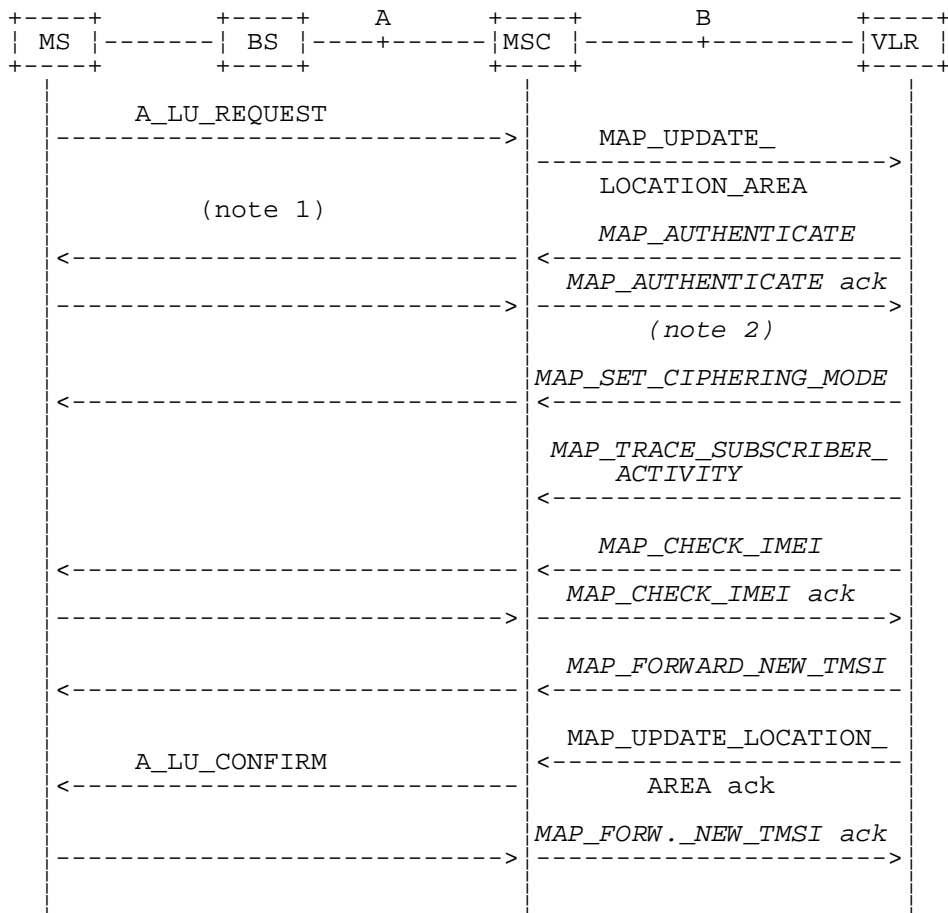
The message flow for successful GPRS Attach/ RA update procedure combined with a successful VLR location updating (Gs interface installed) is shown in figure 19.1.1/5.

The following MAP services are invoked by the location update procedure:

MAP_UPDATE_LOCATION_AREA	(see subclause 8.1);(**)
MAP_UPDATE_LOCATION	(see subclause 8.1);(**)
MAP_UPDATE_GPRS_LOCATION	(see subclause 8.1) (*);
MAP_CANCEL_LOCATION	(see subclause 8.1);
MAP_INSERT_SUBSCRIBER_DATA	(see subclause 8.8);
MAP_SEND_IDENTIFICATION	(see subclause 8.1) (**);
MAP_PROVIDE_IMSI	(see subclause 8.9) (**);
MAP_AUTHENTICATE	(see subclause 8.5) (**);
MAP_SET_CIPHERING_MODE	(see subclause 8.6) (**);
MAP_FORWARD_NEW_TMSI	(see subclause 8.9) (**);
MAP_CHECK_IMEI	(see subclause 8.7) (**);
MAP_ACTIVATE_TRACE_MODE	(see subclause 9.2);
MAP_TRACE_SUBSCRIBER_ACTIVITY	(see subclause 9.2) (**).

(\*): only used in SGSN and HLR for GPRS

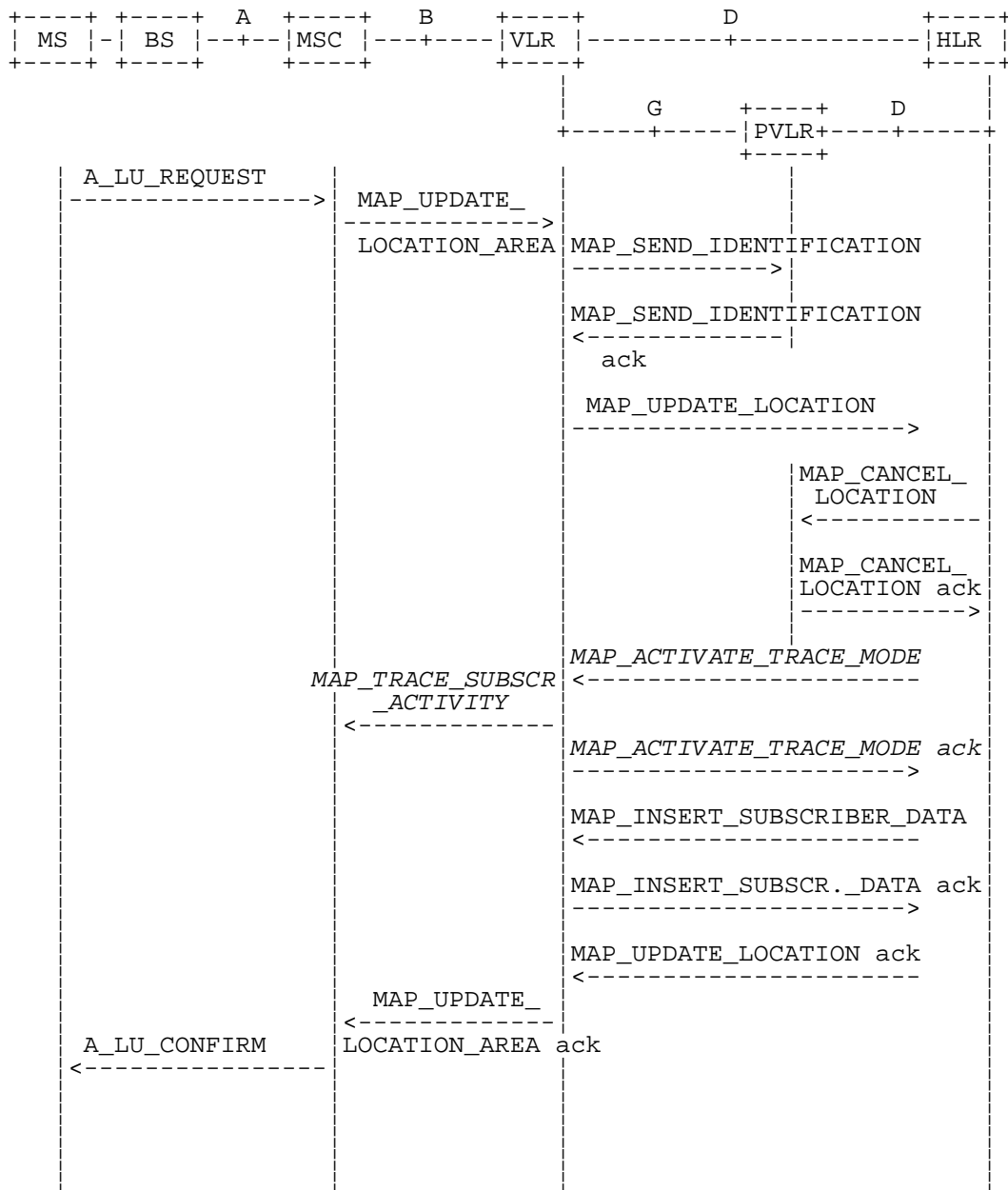
(\*\*): not used in SGSN



NOTE 1: For details of the procedure on the radio path, see GSM 04.08. The services shown in dotted lines indicate the trigger provided by the signalling on the radio path, and the signalling triggered on the radio path.

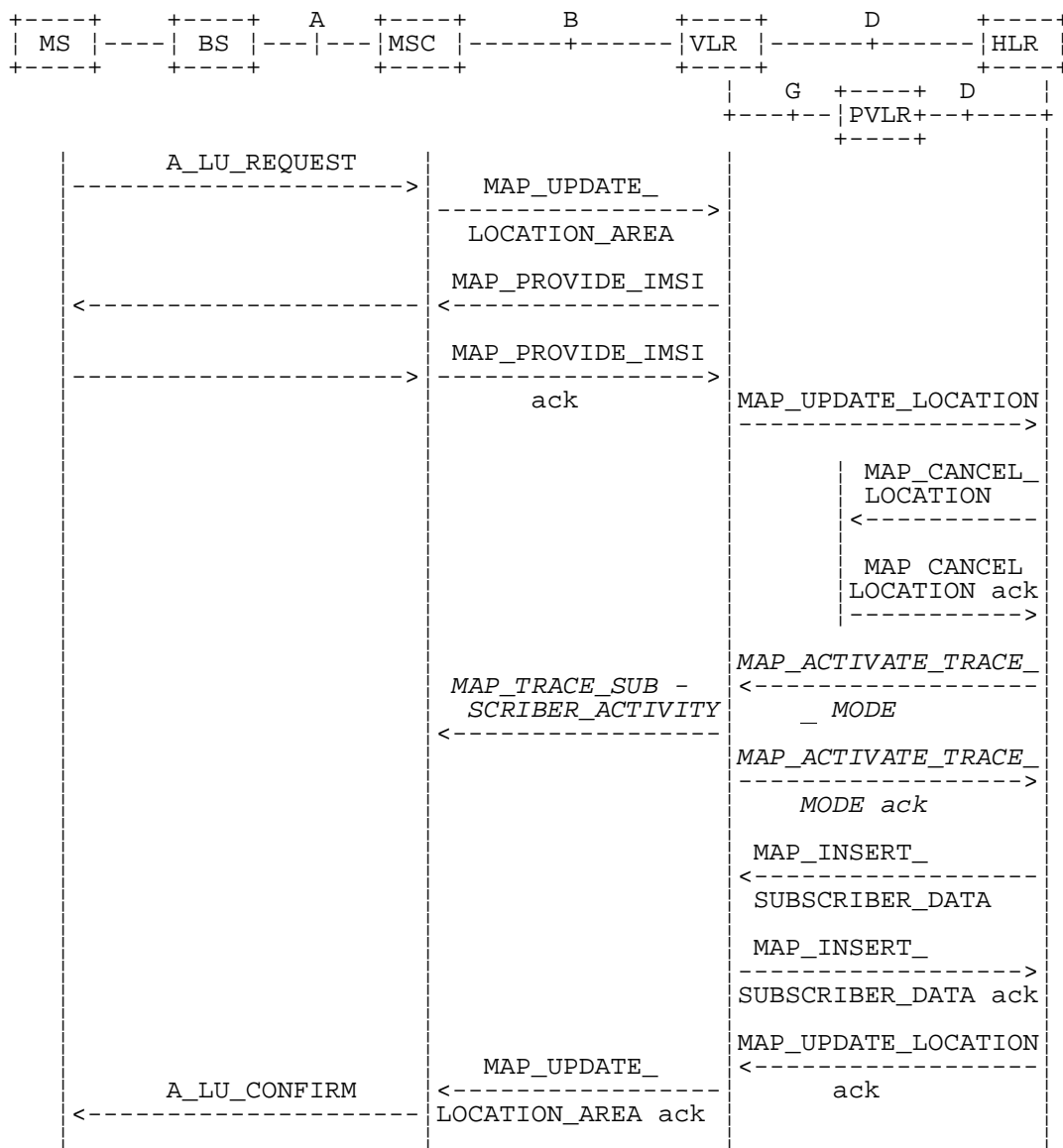
NOTE 2: Optional services are printed in *italics*.

**Figure 19.1.1/1: Interface and services for location updating when roaming within an visitor location registers area (without need to update HLR)**



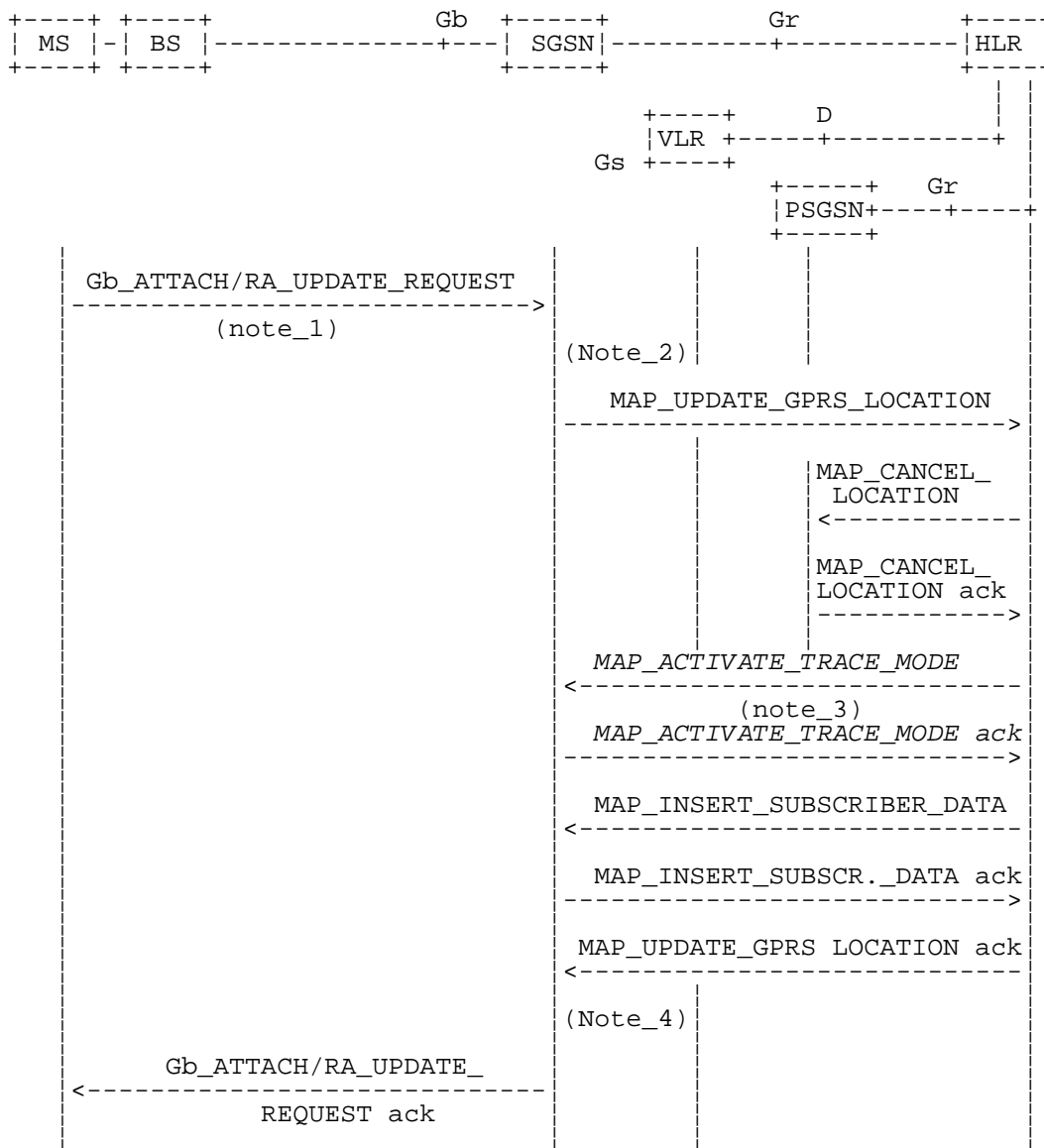
NOTE: The optional procedures in figure 19.1.1/1 apply here respectively.

Figure 19.1.1/2: Interface and services for location updating when changing the VLR area



NOTE: The optional procedures in figure 19.1.1/1 apply here respectively.

**Figure 19.1.1/3: Interface and services for location updating involving both a VLR and an HLR, when IMSI can not be retrieved from the previous VLR**



PSGSN = Previous SGSN

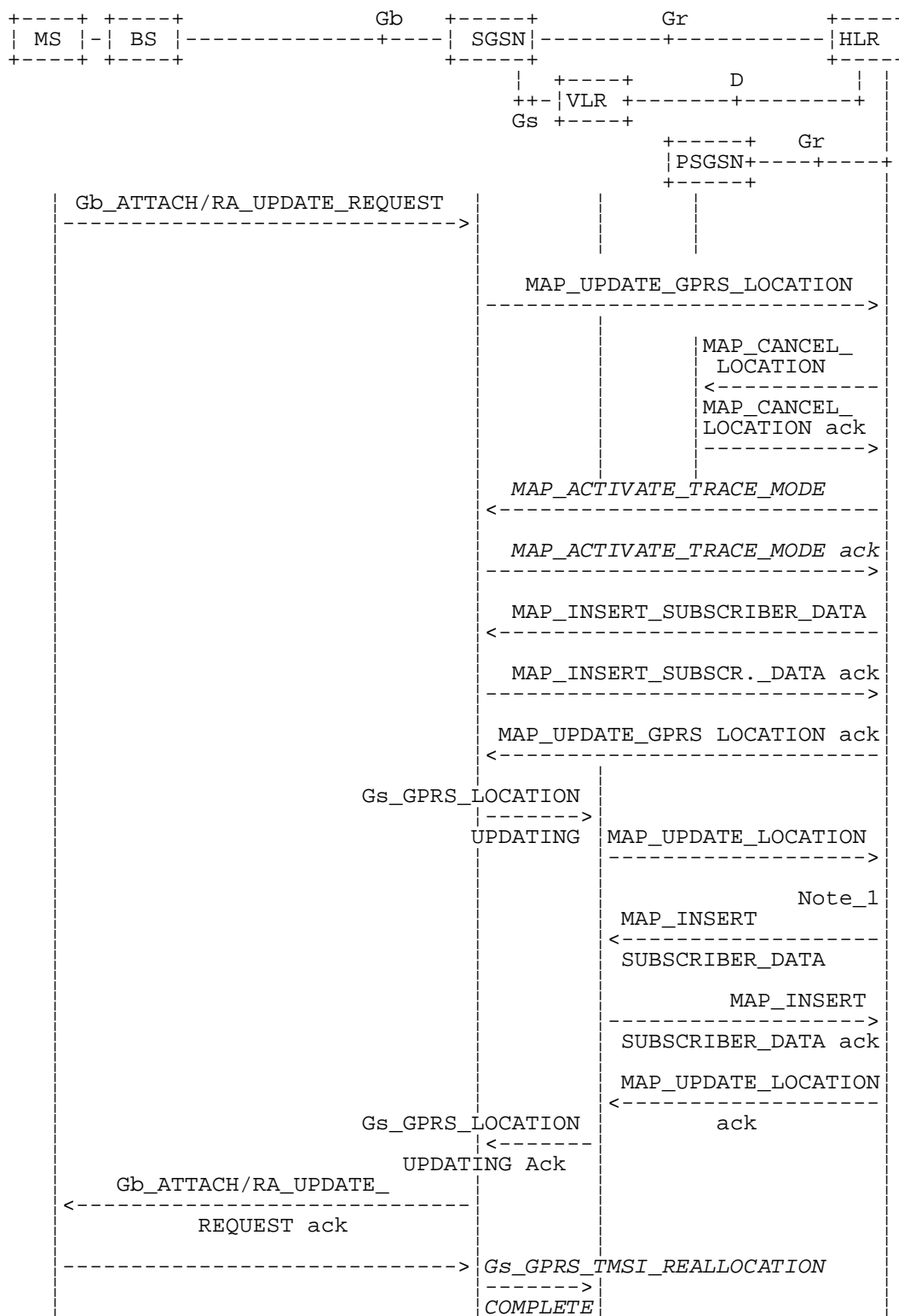
NOTE 1: For details of the procedure on the radio path, see GSM 08.18. The services shown in dotted lines indicate the trigger provided by the signalling on the radio path, and the signalling triggered on the radio path.

NOTE 2: For security functions (authentication, ciphering, IMEI check) triggering refer to GSM 03.60. MAP processes invoked for those procedures are described in section 25.

NOTE 3: Optional services are printed in *italics*.

NOTE 4: Refer to GSM 03.60 for termination of the procedure and triggering of the signalling on the Gb interface.

**Figure 19.1.1/14: Interface and services for GPRS location updating (Gs-interface not installed)**



NOTE: The optional procedures in figure 19.1.1/14 apply here respectively. For details of the procedure on the Gs-interface, see GSM 09.18.

NOTE 1: Location Cancellation procedure toward the old VLR and optional tracing activation toward the new VLR are not represented on this figure.

**Figure 19.1.1/15: Interface and services for GPRS location updating (Gs-interface installed)**

### 19.1.1.2 Detailed procedure in the MSC

Figure 19.1.1/4 shows the MSC process for location register updating, containing macro calls for:

Receive_Open_Cnf	subclause 25.1;
Authenticate_MSC	subclause 25.5;
Check_IMEI_MSC	subclause 25.6;
Obtain_IMSI_MSC	subclause 25.8;
Trace_Subscriber_Activity_MSC	subclause 25.9.

For structuring purposes, the second part of the process is placed into the macro Update Location Completion MSC, which is specific to this process (see figure 19.1.1/5).

When the MSC receives an A\_LU\_REQUEST (normal location updating, periodic location updating or IMSI attach) for a subscriber via the radio path, the MSC opens a dialogue to the VLR (MAP\_OPEN request without any user specific parameters) and sends a MAP\_UPDATE\_LOCATION\_AREA request, containing the parameters provided in the A\_LU\_REQUEST by the MS or BSS (for the parameter mapping see GSM 09.10).

If the dialogue is rejected or the VLR indicates a fallback to the version Vr procedure (see Receive\_Open\_Cnf macro in subclause 25.1), the MSC will send an A\_LU\_Rej towards the MS and terminate the procedure.

If the dialogue is accepted, the VLR will process this updating request, invoking optionally the MAP\_PROVIDE\_IMSI, MAP\_TRACE\_SUBSCRIBER\_ACTIVITY, MAP\_CHECK\_IMEI or the MAP\_AUTHENTICATE services first (see subclause 19.1.1.3 for initiation conditions, clause 25 for macros defining the handling of services in the MSC). For these macros there are two possible outcomes:

- a positive outcome, in which case the process continues waiting for the MAP\_UPDATE\_LOCATION\_AREA confirmation; or
- an error is reported, in which case the process terminates (not applicable for Trace\_Subscriber\_Activity\_MSC, which has only a positive outcome).

After receiving the MAP\_UPDATE\_LOCATION\_AREA indication and handling these optional services, the VLR will decide whether a new TMSI need to be allocated to the subscriber or not.

#### Updating without TMSI reallocation

If the VLR does not reallocate the TMSI, the MSC will receive a MAP\_UPDATE\_LOCATION\_AREA confirmation next (figure 19.1.1/4).

- if there are no parameters with this primitive, updating was successful and a confirmation will be sent to the MS;
- if there is an error cause contained in the received primitive, this cause will be mapped to the corresponding cause in the confirmation sent to the MS (see GSM 09.10 for the mapping of messages and causes).

#### Updating including TMSI reallocation

This case is covered by the macro Update Location Completion MSC given in figure 19.1.1/5. The MSC will upon receipt of a MAP\_SET\_CIPHERING\_MODE request send a ciphering command towards BSS/MS. Thereafter, the MAP\_FORWARD\_NEW\_TMSI indication and the MAP\_UPDATE\_LOCATION\_AREA confirmation are received in arbitrary order, causing a confirmation on the radio path containing both new LAI and new TMSI. If the MAP\_UPDATE\_LOCATION\_AREA confirmation contains any error, the updating request is rejected towards the MS:

- the MS will confirm receipt of the new TMSI, resulting in an empty MAP\_FORWARD\_NEW\_TMSI response terminating the dialogue;
- if there is no confirmation received from the A-interface, the dialogue is terminated locally.

Before receiving a MAP\_UPDATE\_LOCATION\_AREA confirmation, the MSC may receive a MAP\_CHECK\_IMEI indication. Handling of this indication, comprising IMEI request towards the MS and IMEI checking request towards the EIR, is given in the macro description in subclause 25.6. The result may either be to return to the state Wait for TMSI or to return to terminate.

#### **Forwarding the Check SS Indication**

When the VLR receives a MAP\_FORWARD\_CHECK\_SS\_INDICATION\_Ind during the Update LOCATION Area process, this indication is relayed to the MS (see GSM 09.11 for detailed interworking) and the MSC remains in the current state.

#### **Abort handling**

If the VLR receives a MAP\_U\_ABORT, a MAP\_P\_ABORT or a premature MAP\_CLOSE indication from the VLR during the location update process, the MSC terminates the process by sending an A\_LU\_CONFIRM containing the error cause Updating Failure to the MS. If the MSC had already confirmed the location update towards the MS, the process terminates without notification towards the A-interface.

If the MSC receives a MAP\_NOTICE indication, it issues a MAP\_CLOSE and terminates the A-interface dialogue, and the process terminates.

When the procedure is terminated abnormally on the radio path, the dialogue towards the VLR is aborted with the appropriate diagnostic information, and the procedure terminates.



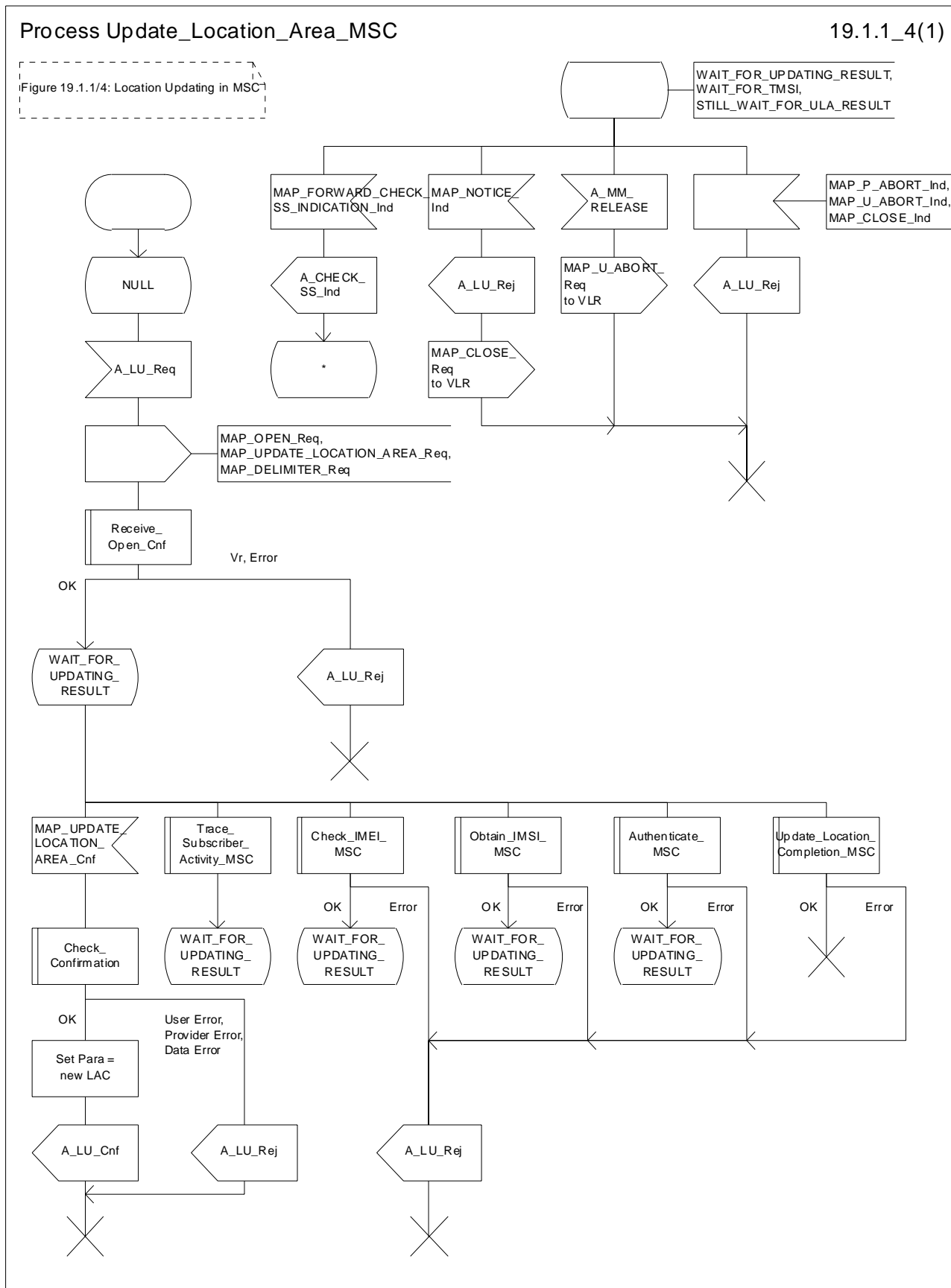


Figure 19.1.1/4: Process Update\_Location\_Area\_MSC

Macrodefinition Update\_Location\_Completion\_MSC

19.1.1\_5(1)

Figure 19.1.1/5: Macro used for Location Updating in MSC

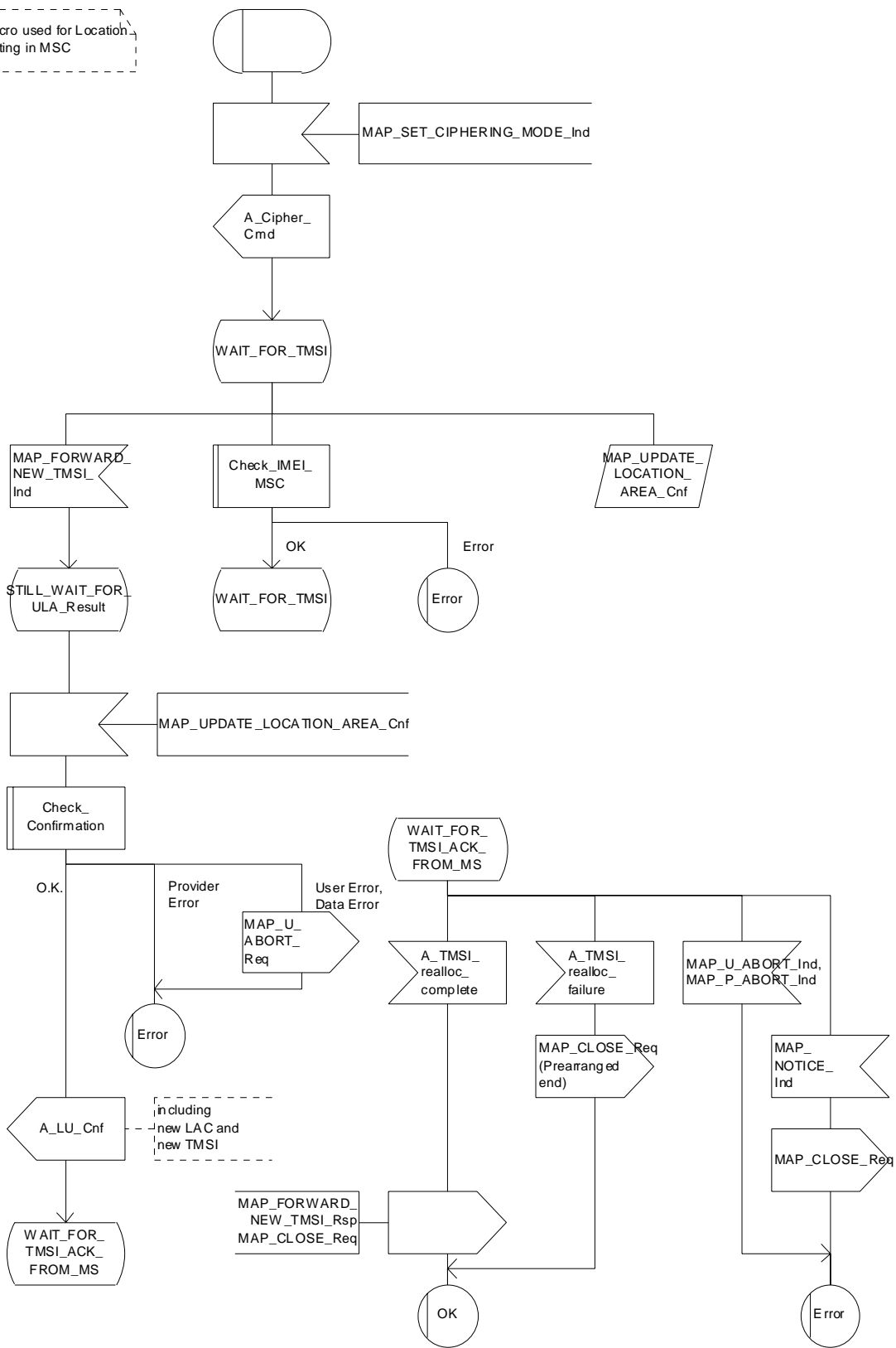


Figure 19.1.1/5: Macro Update\_Location\_Completion\_MSC

### 19.1.1.3 Detailed procedure in the VLR

Figure 19.1.1/6 shows the process for location updating in the VLR. The following general macros are used:

Receive_Open_Ind	subclause 25.1;
Receive_Open_Cnf	subclause 25.1;
Authenticate_VLR	subclause 25.5;
Check_IMEI_VLR	subclause 25.6;
Insert_Subscriber_Data_VLR	subclause 25.7;
Obtain_IMSI_VLR to request the IMSI for the subscriber	subclause 25.8;
Activate_Tracing_VLR and Trace_Subscriber_Activity_VLR	subclause 25.9,
Subscriber_Present_VLR	subclause 25.10.

Additionally, the process specific macro

Location\_Update\_Completion\_VLR, for optional initiation of Cipherring and TMSI reallocation as for acknowledgement of the MAP\_UPDATE\_LOCATION\_AREA service, see figure 19.1.1/7,

and the optional process specific macro

VLR\_Update\_HLR to update the HLR and download subscriber data from there, see figure 19.1.1/8,

are invoked by this process.

#### Process Initiation

The location area updating process will be activated by receiving a MAP\_UPDATE\_LOCATION\_AREA indication from the MSC. If there are parameter errors in the indication, the process is terminated with the appropriate error sent in the MAP\_UPDATE\_LOCATION\_AREA response to the MSC. Else, The behaviour will depend on the subscriber identity received, either an IMSI or an TMSI.

#### Updating using IMSI

If the subscriber identity is an IMSI, the VLR checks whether the subscriber is unknown (i.e. no IMSI record). If so, the indicator "Location Information Confirmed in HLR" is set to "Not Confirmed" to initiate HLR updating later on. If the IMSI is known, the VLR checks whether the previous location area identification (LAI) provided in the primitive received from the MSC belongs to this VLR. If it does not, the indicator "Location Information Confirmed in HLR" is set to "Not Confirmed" to initiate HLR updating later on. The process may continue in both cases with the authentication check (see below).

#### Updating using TMSI

If the subscriber identity is a TMSI, the VLR checks whether the previous location area identification (LAI) provided in the primitive received from MSC belongs to an area of this VLR:

- if so, the TMSI will be checked. In case of location area change within a VLR, the TMSI should be known and the process may continue with the authentication check. Additionally, the indicator "Location Information Confirmed in HLR" is set to "Not confirmed" and the trace activity status is checked in case the target Location Area Id belongs to a new MSC.
- if the TMSI is not known or the subscriber data stored are incomplete, e.g. because the new LA belongs to a different VLR or due to VLR restoration, the indicator "Confirmed by VLR" is set to "Not Confirmed" to initiate HLR updating later on.

If the subscriber has not already been registered in the VLR, i.e. the previous LAI belongs to a different VLR, the indicators "Confirmed by HLR" and "Location Information Confirmed in HLR" are set to "Not Confirmed" and the VLR checks whether the identity of the Previous VLR (PVLR) is derivable from the previous LAI:

- if so, the IMSI and authentication parameters are requested from that VLR using the MAP\_SEND\_IDENTIFICATION service (see sheet 3 of figure 19.1.1/6), containing the subscriber's TMSI.
- if the dialogue is rejected by the PVLR, the process continues requesting the IMSI from the MS. In case the PVLR reverts to the MAP version Vr dialogue, the VLR will perform the respective procedure of version Vr, too, with outcomes as for the current MAP version dialogue. Else, the process waits for the respective MAP\_SEND\_IDENTIFICATION response from the PVLR:
  - if the IMSI is received in that primitive, the process continues with the authentication check;
  - if the IMSI is not received from the previous VLR for any reason, the dialogue to the PVLR is terminated and the IMSI will be requested from the MS;
  - if a MAP\_NOTICE indication is received from the PVLR, the dialogue will be terminated by sending a MAP\_CLOSE indication, and the process continues requesting the IMSI from the MS;
  - if a MAP\_P\_ABORT or MAP\_U\_ABORT indication is received from the MSC while waiting for the MAP\_SEND\_IDENTIFICATION response, the process is terminated;
  - if a MAP\_NOTICE indication is received from the MSC while waiting for the MAP\_SEND\_IDENTIFICATION response, the dialogue with the PVLR will be aborted by sending a MAP\_U\_ABORT indication (Remote Operations Failure), the dialogue with the MSC will be terminated by sending a MAP\_CLOSE and the process terminates;
- if the identity of the previous VLR cannot be derived, the process continues by requesting the IMSI from the MS.

#### Requesting IMSI from the MS

For requesting the IMSI from the MS, the macro Obtain\_IMSI\_VLR described in subclause 25.8 is invoked (see figure 19.1.1/6 sheet 3). The outcome will be:

- OK, i.e. receipt of IMSI, in which case the process continues with the authentication check described below; or
- receipt of an Absent Subscriber error, indicating that the MS did not respond. In this case the System Failure error is reported in the MAP\_UPDATE\_LOCATION\_AREA response towards the MSC and the updating process is terminated;
- aborted, i.e. the MSC dialogue has been released while waiting for the IMSI. In this case the updating process is terminated, too.

#### Authentication check

After a subscriber identity has been received, either in the service indication or by an explicit request procedure, the VLR checks whether authentication of this identity is required (see figure 19.1.1/6 sheet 2). If so, the authentication macro described in subclause 25.5 is invoked. The outcome of this macro can be:

- OK, i.e. the subscriber has been authenticated successfully, in which case the process is continued by setting the indicator "Confirmed by Radio Contact" to "Confirmed" and updating the location information held in the register. Thereafter,
  - if one or both of the indicators "Confirmed by HLR" and "Location Information Confirmed in HLR" is set to "Not Confirmed", HLR updating is invoked first;
  - otherwise the process continues with the Location Update Completion VLR macro described below, and the register is updated after successful completion of this macro.

- Illegal subscriber, i.e. there was a mismatch between expected and received SRES. The VLR checks whether authentication had been performed using the TMSI, in which case a new authentication attempt with IMSI may be started (VLR operator option).
  - if so, the process continues by requesting the IMSI from the MS;
  - else, the Illegal Subscriber error is reported in the MAP\_UPDATE\_LOCATION\_AREA response.
- Unknown Subscriber, i.e. the IMSI given is unknown in the HLR. In this case, the subscriber data are deleted in the VLR and the same error is returned in the MAP\_UPDATE\_LOCATION\_AREA response.
- Procedure error, i.e. the authentication process was unsuccessful for some other reason, e.g. because of a failure while requesting authentication information from the HLR. In this case the System Failure error is reported in the MAP\_UPDATE\_LOCATION\_AREA response.
- Null, indicating impossible dialogue continuation (e.g. termination of the radio path), and leading to procedure termination without any further action.

### Updating the HLR

If the HLR is to be updated, the VLR\_Update\_HLR macro described below is performed, with one of the following results (see sheet 4 of figure 19.1.1/6):

- OK, if HLR updating has been completed successfully. The response will contain the HLR number as parameter. Next, the Location\_Update\_Completion VLR macro is invoked (checking amongst others the roaming restrictions and regional subscription data), and upon successful outcome of this macro the register is updated and the process terminates.
- Roaming Not Allowed, qualified by PLMN Roaming Not Allowed if the location information indicates a PLMN for which the subscriber has no subscription or if the subscribers HLR cannot be reached (e.g. SS7 links to the subscribers HPLMN do not yet exist). In this case, the error Roaming Not Allowed qualified by PLMN Roaming Not Allowed is sent in the MAP\_UPDATE\_LOCATION\_AREA response. The Subscriber Data are deleted in the VLR.
- if Roaming Not Allowed was qualified by the parameter Operator Determined Barring, the same value is sent in the MAP\_UPDATE\_LOCATION\_AREA response to the MSC. The subscriber data are deleted in the VLR.
- Unknown Subscriber, if the subscriber is not known in the HLR. In this case, the subscriber data are deleted in the VLR, and the same error is sent in the MAP\_UPDATE\_LOCATION\_AREA response.
- Procedure error, if there occurs some other error during HLR updating (e.g. abort of the connection to HLR):
  - if the VLR can proceed in stand alone mode (VLR operator option), the Location Update Completion VLR macro is invoked to complete the VLR updating, and the indicator "Confirmed by HLR" remains unchanged;
  - otherwise, the System Failure error is sent in the MAP\_UPDATE\_LOCATION\_AREA response.
- Aborted, indicating that during HLR updating the MSC dialogue has been terminated. In this case, the updating process terminates without any further action.

### The macro Location Update Completion VLR

This macro completes the VLR updating process. First, the VLR checks whether there is a roaming restriction for the subscriber (see figure 19.1.1/7):

- if the target LA is not allowed for the subscriber due to national roaming restrictions, the error Roaming Not Allowed with cause National Roaming Not Allowed is returned in the MAP\_UPDATE\_LOCATION\_AREA response towards the MSC.

The subscriber data are not deleted from VLR, to avoid unnecessary HLR updating when roaming into other LAs of the same MSC. An indication that the subscriber is not allowed to roam is set in the VLR (LA Not Allowed Flag set to not allowed). As a consequence the subscriber is not reachable (checked for MTC, SMS and MT USSD) and cannot perform outgoing actions (checked in Access Management).

- if the target LA is not allowed for the subscriber because of Roaming Restriction Due To Unsupported Feature stored in the VLR, the error Roaming Not Allowed with cause National Roaming Not Allowed is returned towards the MSC in the MAP\_UPDATE\_LOCATION\_AREA response.

Also in this case the subscriber data are not deleted from VLR, to avoid unnecessary HLR updating when roaming into other LAs of the same MSC. The LA Not Allowed Flag is set to not allowed in the VLR.

- if the target LA is not allowed for the subscriber because of regional subscription data (Zone Code List) stored in the VLR, the error Roaming Not Allowed with cause Location Area Not Allowed is returned towards the MSC in the MAP\_UPDATE\_LOCATION\_AREA response.

Also in this case the subscriber data are not deleted from VLR, to avoid unnecessary HLR updating when roaming into other LAs of the same MSC. The LA Not Allowed Flag is set to not allowed in the VLR.

- if, after check of possible roaming restrictions, the subscriber is allowed to roam in the target LA, the LA Not Allowed Flag is set to allowed (if necessary), the IMSI Detached Flag is set to attached and the process SUBSCRIBER\_PRESENT\_VLR is started; this may inform the HLR that the subscriber is present again to retry an SMS delivery (see subclause 19.1.1.7). Thereafter, the VLR checks whether TMSI reallocation is required.
  - if so, the VLR sends a MAP\_SET\_CIPHERING\_MODE request containing:
    - Ciphering Mode (version 1 GSM); and
    - Kc, the cipher key to be used.
- if IMEI checking is required by the operator, the VLR will invoke the CHECK\_IMEI\_VLR macro (see subclause 25.6) to initiate both requesting IMEI from the MS and checking of this IMEI towards the EIR. As result either the service is granted, with process continuation as given below, or the service is rejected, in which case the VLR marks the subscriber as detached and returns an Illegal Equipment error in the MAP\_UPDATE\_LOCATION\_AREA response before the process terminates.
  - the VLR then sends a MAP\_FORWARD\_NEW\_TMSI request containing the new TMSI, and the MAP\_UPDATE\_LOCATION\_AREA response containing no parameters. The process will thereafter wait for the MAP\_FORWARD\_NEW\_TMSI confirm. If this indicates a negative outcome, or if a MAP\_P\_ABORT or a MAP\_U\_ABORT primitive is received, the old TMSI is frozen. Subsequent accesses of the MS shall be accepted with both old or new TMSI.
- if TMSI reallocation is not required, the VLR invokes the CHECK\_IMEI\_VLR macro (see subclause 25.6) to initiate both requesting IMEI from the MS and checking of this IMEI towards the EIR, if IMEI Checking is required by the operator. As a result, either the service is granted, in which case the MAP\_UPDATE\_LOCATION\_AREA response is sent without any parameters, or the service is rejected, in which case an Illegal Equipment error is returned in the MAP\_UPDATE\_LOCATION\_AREA response, before the process terminates.

In all cases where the VLR sends a MAP\_UPDATE\_LOCATION\_AREA response to the MSC, the dialogue towards the MSC is terminated by a MAP\_CLOSE request with parameter Release Method indicating Normal Release.

### The macro VLR Update HLR

This macro is invoked by the VLR process for location updating or by some other process handling the first subscriber access to the network after a register failure in order to perform HLR updating. If the VLR does not know the subscribers HLR (e.g. no IMSI translation exists as there are not yet any SS7 links to the subscribers HPLMN), the error Roaming Not Allowed with cause PLMN Roaming Not Allowed is returned.

If the subscribers HLR can be reached, the VLR opens a dialogue towards the HLR (see figure 19.1.1/8) by sending a MAP\_OPEN request without any user specific parameters, together with a MAP\_UPDATE\_LOCATION request containing the parameters

- IMSI, identifying the subscriber;
- Location Info, containing the MSC number;
- VLR Number, the E.164 address of the VLR, to be used by the HLR when addressing the VLR henceforth (e.g. when requesting an MSRN);

- the LMSI as an VLR operator option; this is a subscriber identification local to the VLR, used for fast data base access.

In case the HLR rejects dialogue opening (see subclause 25.1), the VLR will terminate the procedure indicating procedure error. If the HLR indicates version Vr protocol to be used, the VLR will revert to the version Vr procedure concerning the dialogue with the HLR, with outcomes as for the current MAP version procedure.

If the HLR accepts the dialogue, the HLR will respond with:

- a MAP\_INSERT\_SUBSCRIBER\_DATA indication, handled by the macro Insert\_Subs\_Data\_VLR defined in subclause 25.7;

NOTE: The HLR may repeat this service several times depending on the amount of data to be transferred to the VLR and to replace subscription data in case they are not supported by the VLR.

- a MAP\_ACTIVATE\_TRACE\_MODE indication, handled by the macro Activate\_Tracing\_VLR defined in subclause 25.9;
- a MAP\_FORWARD\_CHECK\_SS\_INDICATION\_ind. This indication will be relayed to the MSC without any change of the current state.
- the MAP\_UPDATE\_LOCATION confirmation:
  - if this confirmation contains the HLR Number, this indicates that the HLR has passed all information and that updating has been successfully completed. The VLR is updated using the parameters provided in the service and needed by the VLR. If certain parameters are not needed in the VLR, e.g. because some service is not supported, the corresponding data may be discarded. The VLR sets the "Confirmed by HLR" and "Location information confirmed in HLR" indicators to "Confirmed" to indicate successful subscriber data updating;
  - if the confirmation contains an User error cause (Unknown Subscriber, Roaming Not Allowed or some other), the process calling the macro continues accordingly. In the last case, the subscriber data are marked as incomplete by setting the indicators "Confirmed by HLR" and "Location information confirmed in HLR" to "Not Confirmed". The same holds if there is a Provider error or a Data error in the confirmation;
- a MAP\_P\_ABORT, MAP\_U\_ABORT, or MAP\_CLOSE indication. In these cases, the subscriber data are marked to be incomplete and the process continues as in the case of an error reported by the HLR;
- a MAP\_NOTICE indication. Then, the dialogue towards the HLR is terminated, the subscriber data are marked to be incomplete and the process continues as in the case of an error reported by the HLR;
- if during HLR updating the VLR receives a MAP\_P\_ABORT, MAP\_U\_ABORT or a MAP\_CLOSE indication concerning the MSC dialogue, the process is terminated by sending a MAP\_U\_ABORT request towards the HLR, and subscriber data are marked to be incomplete;
- if during HLR updating the VLR receives a MAP\_NOTICE indication concerning the MSC dialogue, the dialogue with the MSC is terminated by sending a MAP\_CLOSE, the dialogue with the HLR is terminated by sending a MAP\_U\_ABORT, subscriber data are marked to be incomplete and the process is terminated.

### Abort Handling

If the VLR receives a MAP\_NOTICE indication from the MSC while waiting for a MAP service primitive, the VLR will terminate the MSC dialogue by sending a MAP\_CLOSE and any pending HLR dialogue by sending a MAP\_U\_ABORT (Remote Operations Failure), and the process is terminated.

### Updating request via the Gs interface (optional for GPRS)

If Gs-interface is installed, the VLR may receive the Gs\_GPRS\_LOCATION\_UPDATING\_Request message from the SGSN for triggering an IMSI Attach or Location Updating procedure (see GSM 03.60 and 09.18).

Figure 19.1.1/16 shows the process for handling this Gs interface message.

The process specific macro

« GPRS\_Location\_Update\_Completion\_VLR » for optional initiation of TMSI reallocation as for acknowledgement of the Gs\_GPRS\_LOCATION\_UPDATING\_Request message (see figure 19.1.1/17),

and the optional process specific macro

« VLR\_Update\_GPRS\_HLR » to update the HLR and download subscriber data from there (see figure 19.1.1/18), are invoked by this process.

On receipt of the Gs\_GPRS\_LOCATION\_UPDATING\_Request message, the VLR checks whether the subscriber is unknown (i.e. no IMSI record). If so, the indicator "Location Information Confirmed in HLR" is set to "Not Confirmed" to initiate HLR updating later on. The indicator "Confirmed by Radio Contact" is set to "Confirmed" and the location information held in the register is updated. If no VLR/SGSN association exists it is created (storage of SGSN address received) otherwise it is updated.

If the HLR is to be updated, the VLR\_Update\_GPRS\_HLR macro described below is performed, with one of the following results (see sheet 2 of figure 19.1.1/18):

- OK, if HLR updating has been completed successfully. The response will contain the HLR number as parameter. Next, the GPRS\_Location\_Update\_Completion VLR macro is invoked (checking amongst others the roaming restrictions and regional subscription data), and upon successful outcome of this macro the register is updated and the process terminates.
- Roaming Not Allowed, qualified by PLMN Roaming Not Allowed if the location information indicates a PLMN for which the subscriber has no subscription or if the subscribers HLR cannot be reached (e.g. SS7 links to the subscribers HPLMN do not yet exist). In this case, the appropriate error (see GSM 09.18) is sent to the SGSN in the Gs\_GPRS\_LOCATION\_UPDATING Reject. The Subscriber Data are deleted in the VLR.
- if Roaming Not Allowed was qualified by the parameter Operator Determined Barring, the appropriate error (see GSM 09.18) is sent in the Gs\_GPRS\_LOCATION\_UPDATING Reject to the SGSN. The subscriber data are deleted in the VLR.
- Unknown Subscriber, if the subscriber is not known in the HLR. In this case, the subscriber data are deleted in the VLR, and the appropriate error (see GSM 09.18) is sent in the Gs\_GPRS\_LOCATION\_UPDATING Reject.
- Procedure error, if there occurs some other error during HLR updating (e.g. abort of the connection to HLR). In this case the appropriate error (see GSM 09.18) is sent in the Gs\_GPRS\_LOCATION\_UPDATING Reject.

#### The macro GPRS Location Update Completion VLR

This macro completes the VLR updating process. First, the VLR checks whether there is a roaming restriction for the subscriber (see figure 19.1.1/17):

- if the target LA is not allowed for the subscriber due to national roaming restrictions, the appropriate error (see GSM 09.18) is sent in the Gs\_GPRS\_LOCATION\_UPDATING Reject towards the SGSN.

The subscriber data are not deleted from VLR, to avoid unnecessary HLR updating when roaming into other LAs of the same MSC/VLR. An indication that the subscriber is not allowed to roam is set in the VLR (LA Not Allowed Flag set to not allowed). As a consequence the subscriber is not reachable (checked for MTC, SMS and MT USSD) and cannot perform outgoing actions (checked in Access Management).

- if the target LA is not allowed for the subscriber because of regional subscription data (Zone Code List) or Roaming Restriction Due To Unsupported Feature stored in the VLR, the appropriate error (see GSM 09.18) is returned to the SGSN in the Gs\_GPRS\_LOCATION\_UPDATING Reject.

Also in this case the subscriber data are not deleted from VLR, to avoid unnecessary HLR updating when roaming into other LAs of the same MSC. The LA Not Allowed Flag is set to not allowed in the VLR.

- if, after check of possible roaming restrictions, the subscriber is allowed to roam in the target LA, the LA Not Allowed Flag is set to allowed (if necessary), the IMSI Detached Flag is set to attached and the process SUBSCRIBER\_PRESENT\_VLR is started; this may inform the HLR that the subscriber is present again to retry an SMS delivery (see subclause 19.1.1.7). Thereafter, the VLR checks whether TMSI reallocation is required.
  - if so, the VLR sends the TMSI within the Gs\_GPRS\_LOCATION\_UPDATING Accept message and Gs\_GPRS\_TMSI\_REALLOCATION\_Complete is expected.
- if TMSI reallocation is not required, the VLR sends the Gs\_GPRS\_LOCATION\_UPDATING Accept message to the SGSN.



### The macro VLR Update GPRS HLR

This macro is invoked by the VLR process for location updating (see GSM 03.60). If the VLR does not know the subscribers HLR (e.g. no IMSI translation exists as there are not yet any SS7 links to the subscribers HPLMN), the error Roaming Not Allowed with cause PLMN Roaming Not Allowed is returned.

If the subscribers HLR can be reached, the VLR opens a dialogue towards the HLR (see figure 19.1.1/18) by sending a MAP\_OPEN request without any user specific parameters, together with a MAP\_UPDATE\_LOCATION request containing the parameters

- IMSI, identifying the subscriber;
- Location Info, containing the MSC number;
- VLR Number, the E.164 address of the VLR, to be used by the HLR when addressing the VLR henceforth (e.g. when requesting an MSRN);
- the LMSI as an VLR operator option; this is a subscriber identification local to the VLR, used for fast data base access.

In case the HLR rejects dialogue opening (see subclause 25.1), the VLR will terminate the procedure indicating procedure error. If the HLR indicates version Vr protocol to be used, the VLR will revert to the version Vr procedure concerning the dialogue with the HLR, with outcomes as for the current MAP version procedure.

If the HLR accepts the dialogue, the HLR will respond with:

- a MAP\_INSERT\_SUBSCRIBER\_DATA indication, handled by the macro Insert\_Subs\_Data\_VLR defined in subclause 25.7;

NOTE: The HLR may repeat this service several times depending on the amount of data to be transferred to the VLR and to replace subscription data in case they are not supported by the VLR.

- a MAP\_ACTIVATE\_TRACE\_MODE indication, handled by the macro Activate\_Tracing\_VLR defined in subclause 25.9;
- a MAP\_FORWARD\_CHECK\_SS\_INDICATION\_ind. This indication will not be relayed to the SGSN.
- the MAP\_UPDATE\_LOCATION confirmation:
  - if this confirmation contains the HLR Number, this indicates that the HLR has passed all information and that updating has been successfully completed. The VLR is updated using the parameters provided in the service and needed by the VLR. If certain parameters are not needed in the VLR, e.g. because some service is not supported, the corresponding data may be discarded. The VLR sets the "Confirmed by HLR" and "Location information confirmed in HLR" indicators to "Confirmed" to indicate successful subscriber data updating;
  - if the confirmation contains an User error cause (Unknown Subscriber, Roaming Not Allowed or some other), the process calling the macro continues accordingly. In the last case, the subscriber data are marked as incomplete by setting the indicators "Confirmed by HLR" and "Location information confirmed in HLR" to "Not Confirmed". The same holds if there is a Provider error or a Data error in the confirmation;
- a MAP\_P\_ABORT, MAP\_U\_ABORT, or MAP\_CLOSE indication. In these cases, the subscriber data are marked to be incomplete and the process continues as in the case of an error reported by the HLR;
- a MAP\_NOTICE indication. Then, the dialogue towards the HLR is terminated, the subscriber data are marked to be incomplete and the process continues as in the case of an error reported by the HLR.

### Process Update\_Location\_Area\_VLR

19.1.1\_6.1(4)

Figure 19.1.1/6: Location updating in VLR

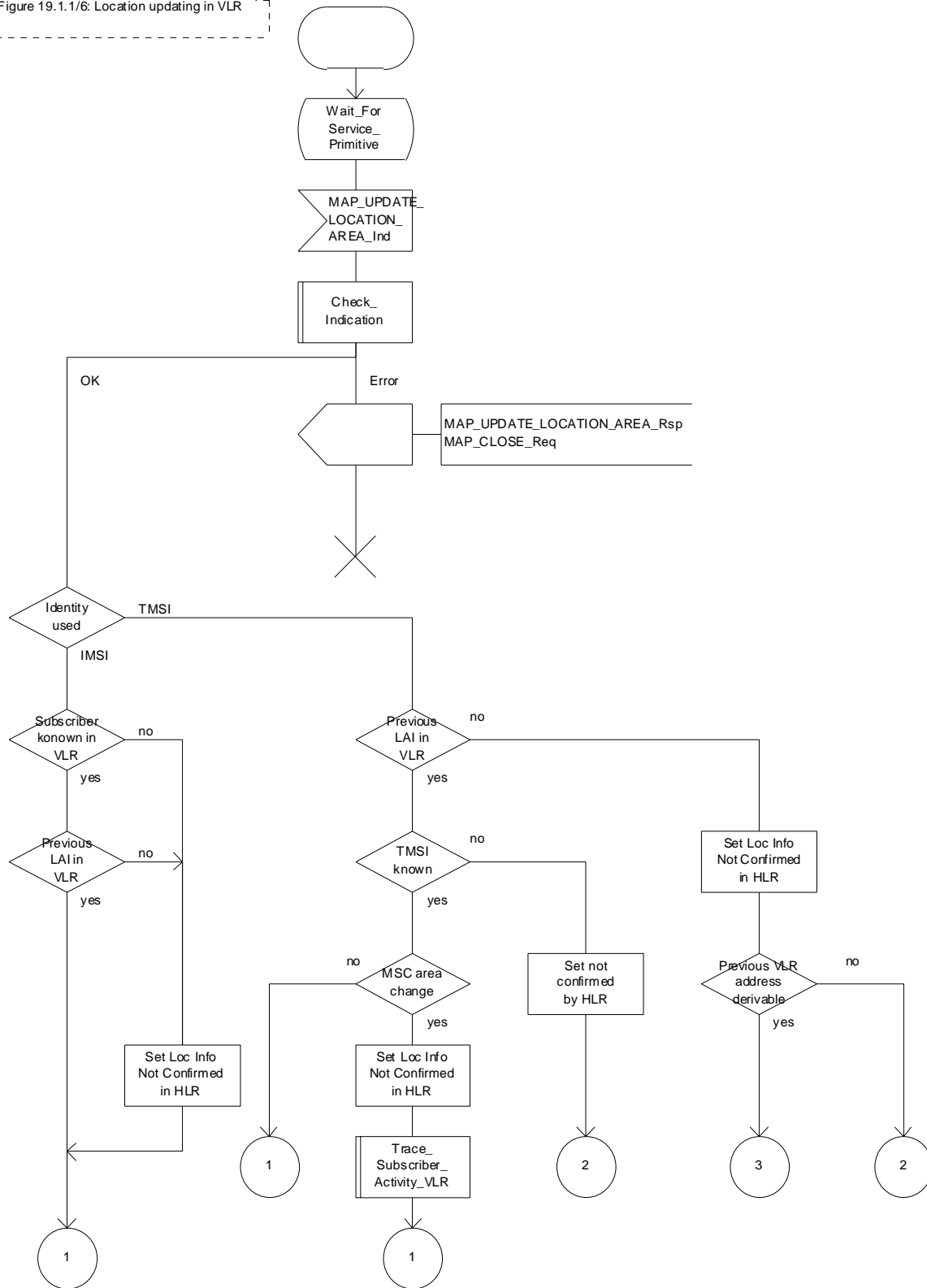


Figure 19.1.1/6 (sheet 1 of 4): Process Update\_Location\_Area\_VLR

Process Update\_Location\_Area\_VLR

19.1.1\_6.2(4)

Figure 19.1.1/6: Location updating in VLR

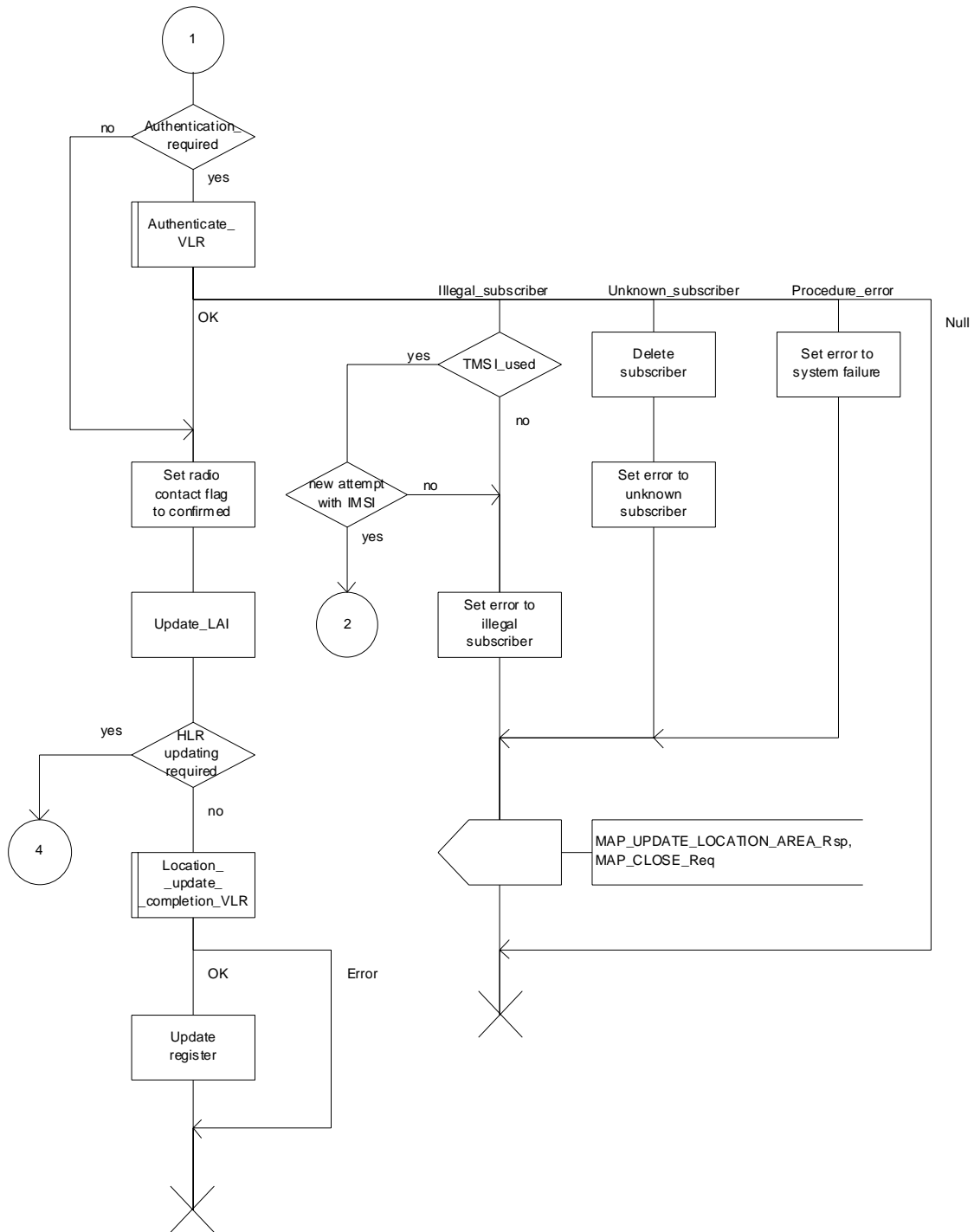


Figure 19.1.1/6 (sheet 2 of 4): Process Update\_Location\_Area\_VLR

Process Update\_Location\_Area\_VLR

19.1.1\_6.3(4)

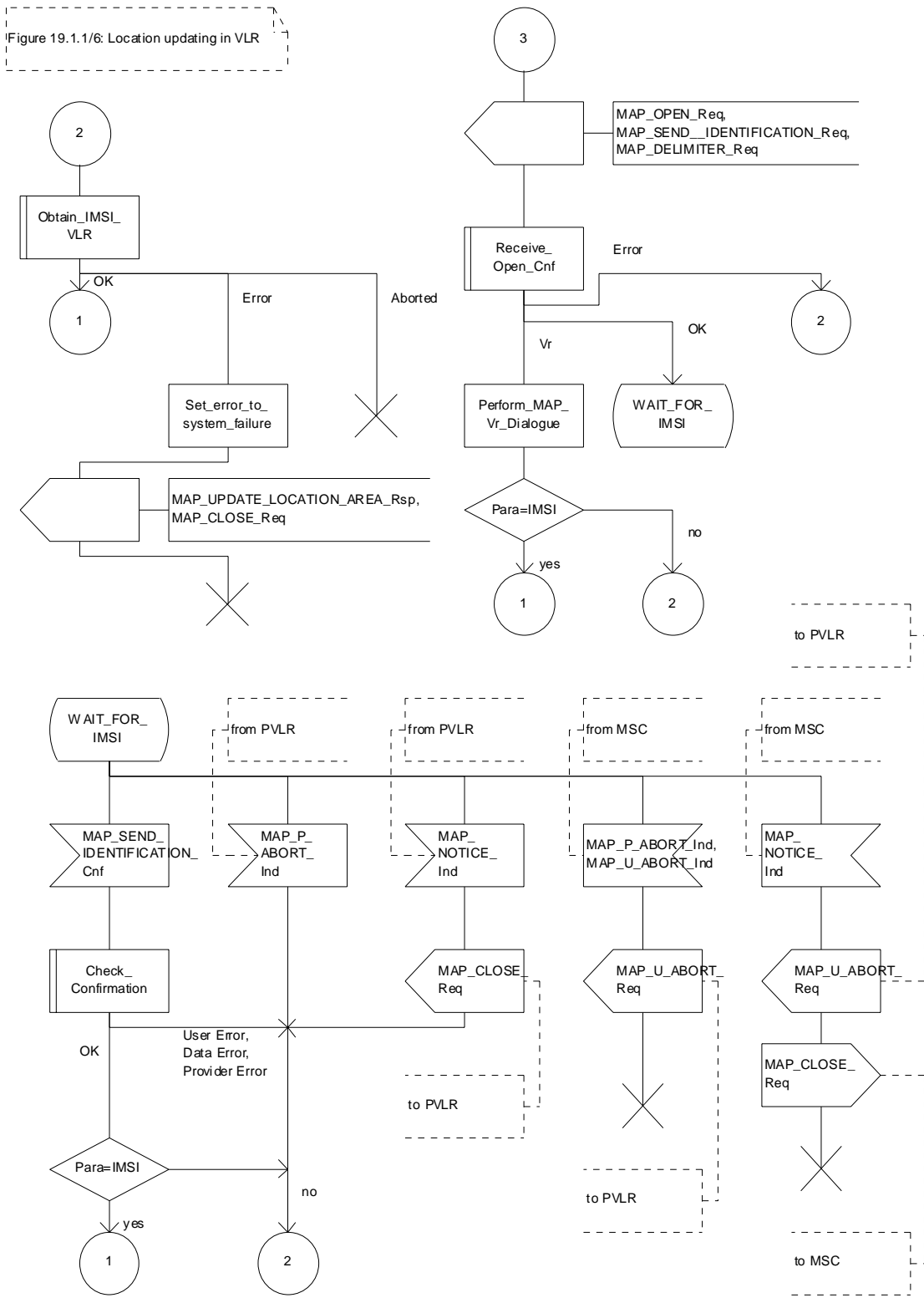


Figure 19.1.1/6 (sheet 3 of 4): Process Update\_Location\_Area\_VLR

### Process Update\_Location\_Area\_VLR

19.1.1\_6.4(4)

Figure 19.1.1/6: Location updating in VLR

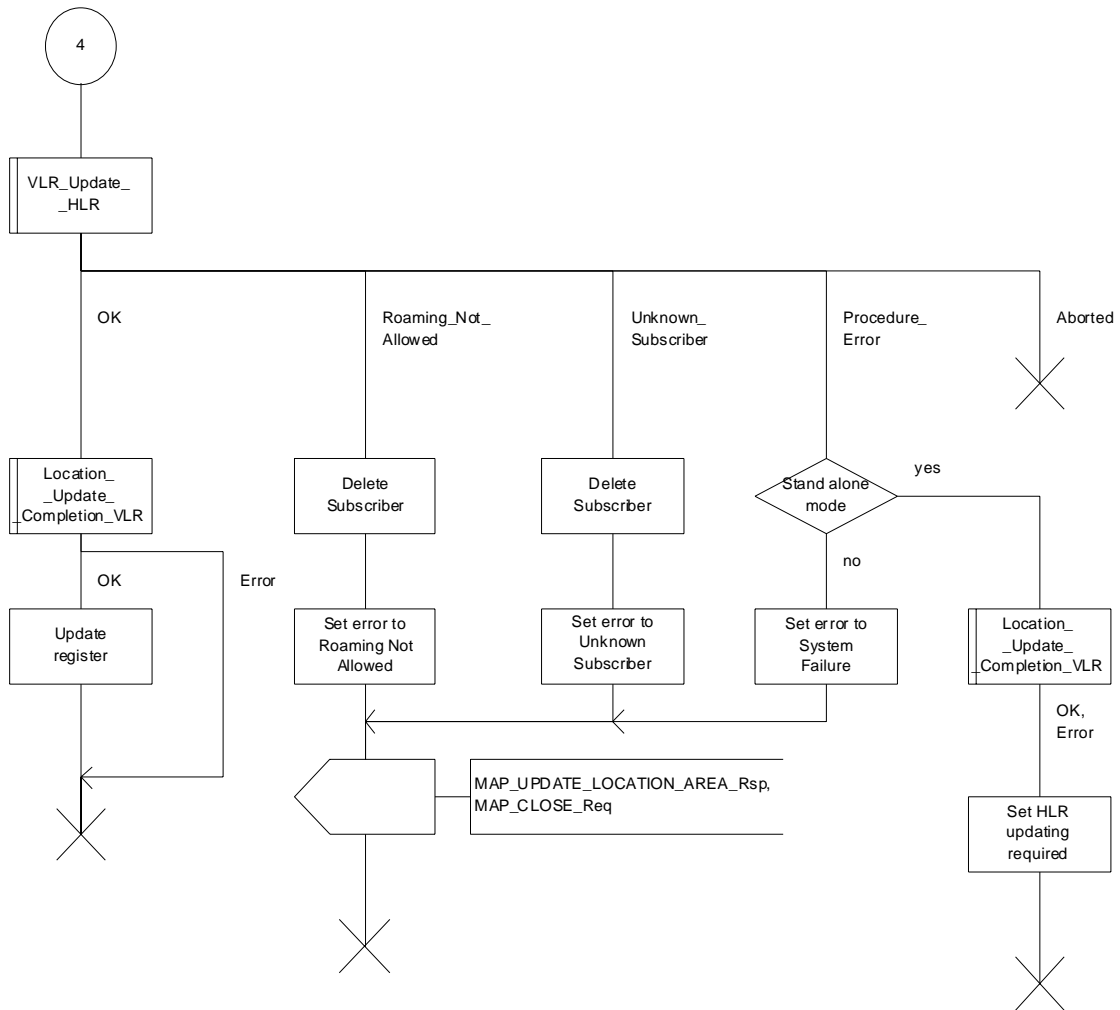


Figure 19.1.1/6 (sheet 4 of 4): Process Update\_Location\_Area\_VLR

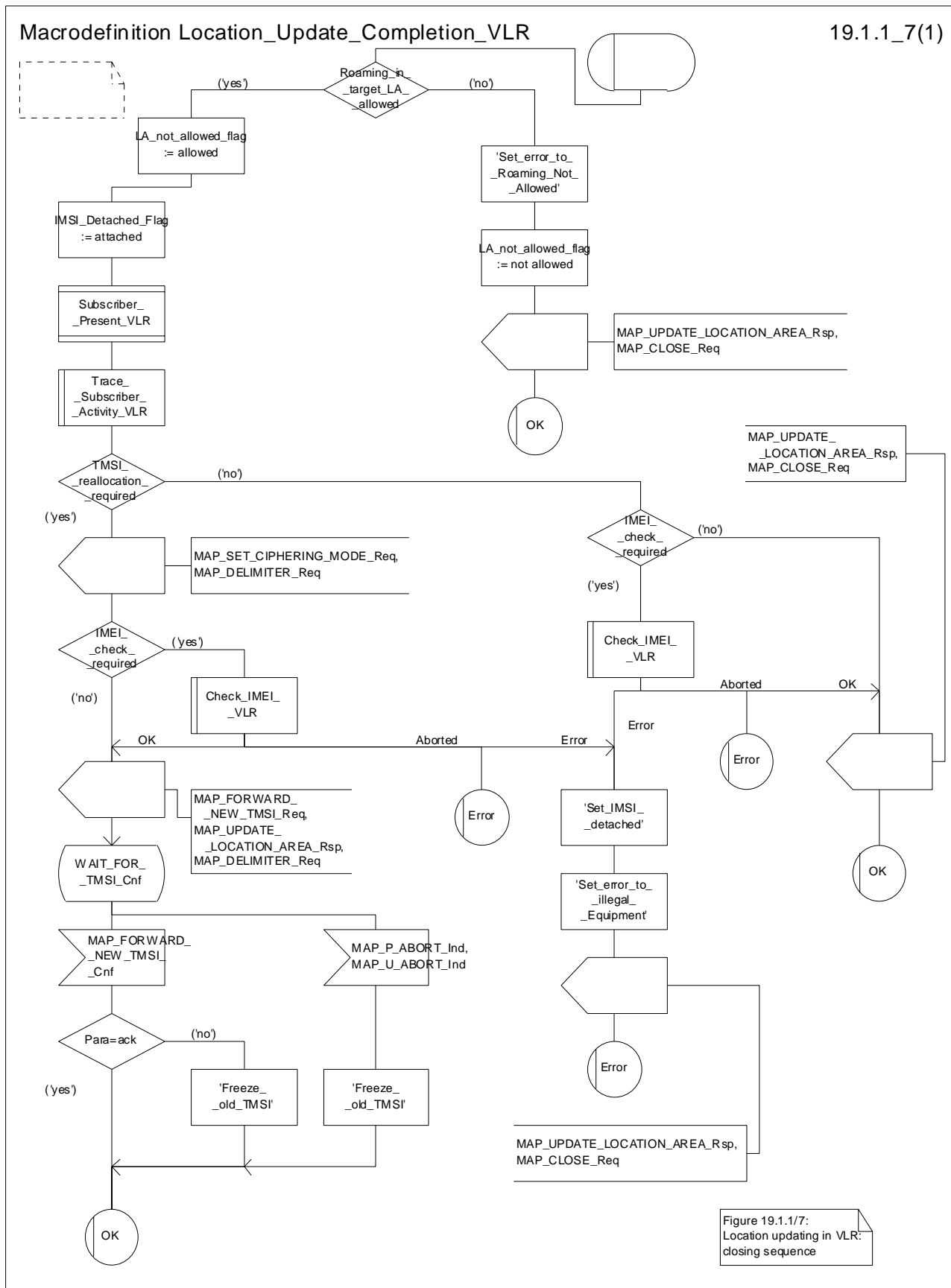


Figure 19.1.1/7: Location updating in VLR: closing sequence

Figure 19.1.1/7: Macro Location\_Update\_Completion\_VLR

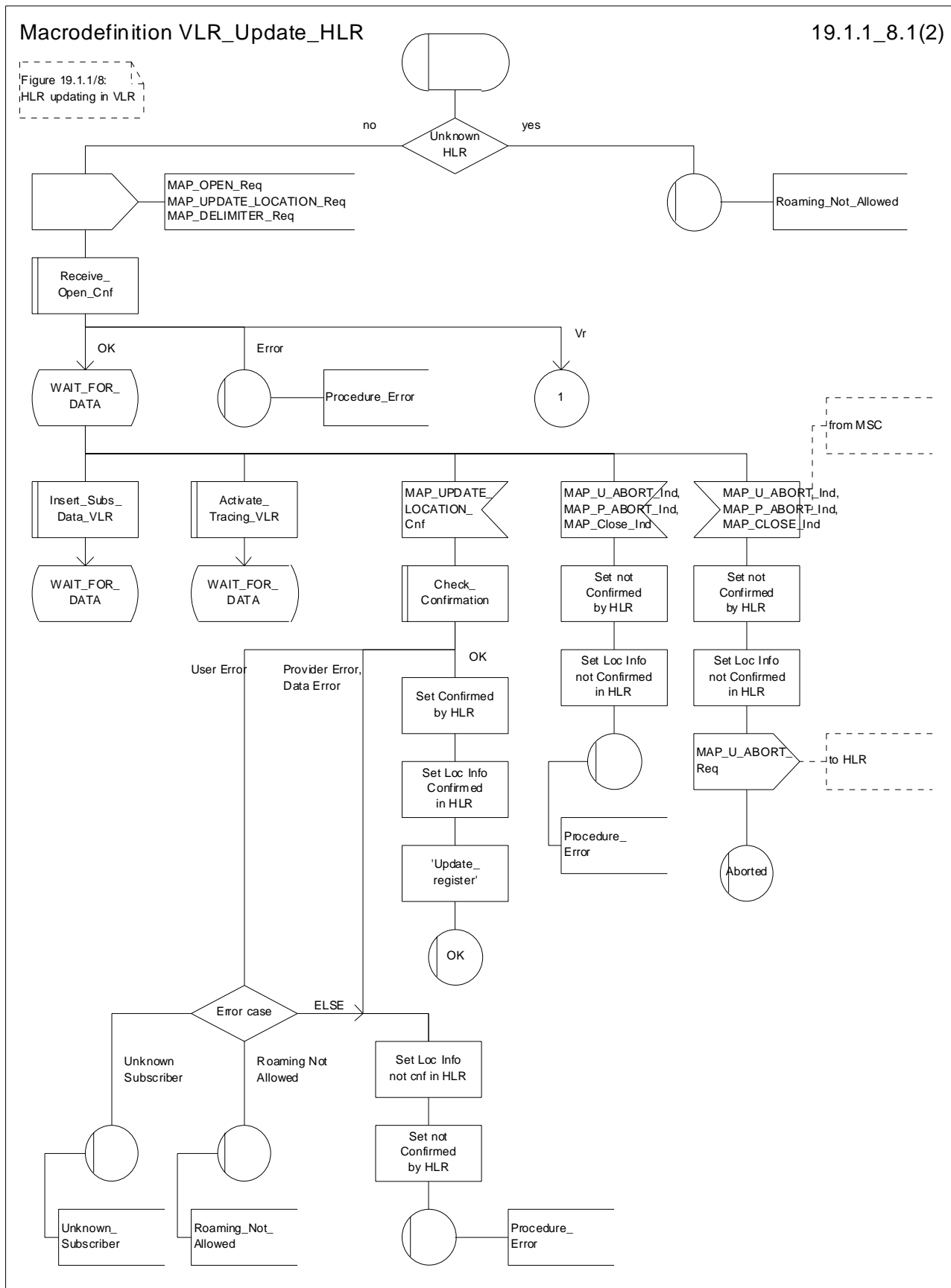


Figure 19.1.1/8 (sheet 1 of 2): Macro VLR\_Update\_HLR

Macrodefinition VLR\_Update\_HLR

19.1.1\_8.2(2)

Figure 19.1.1/8:  
HLR updating in VLR

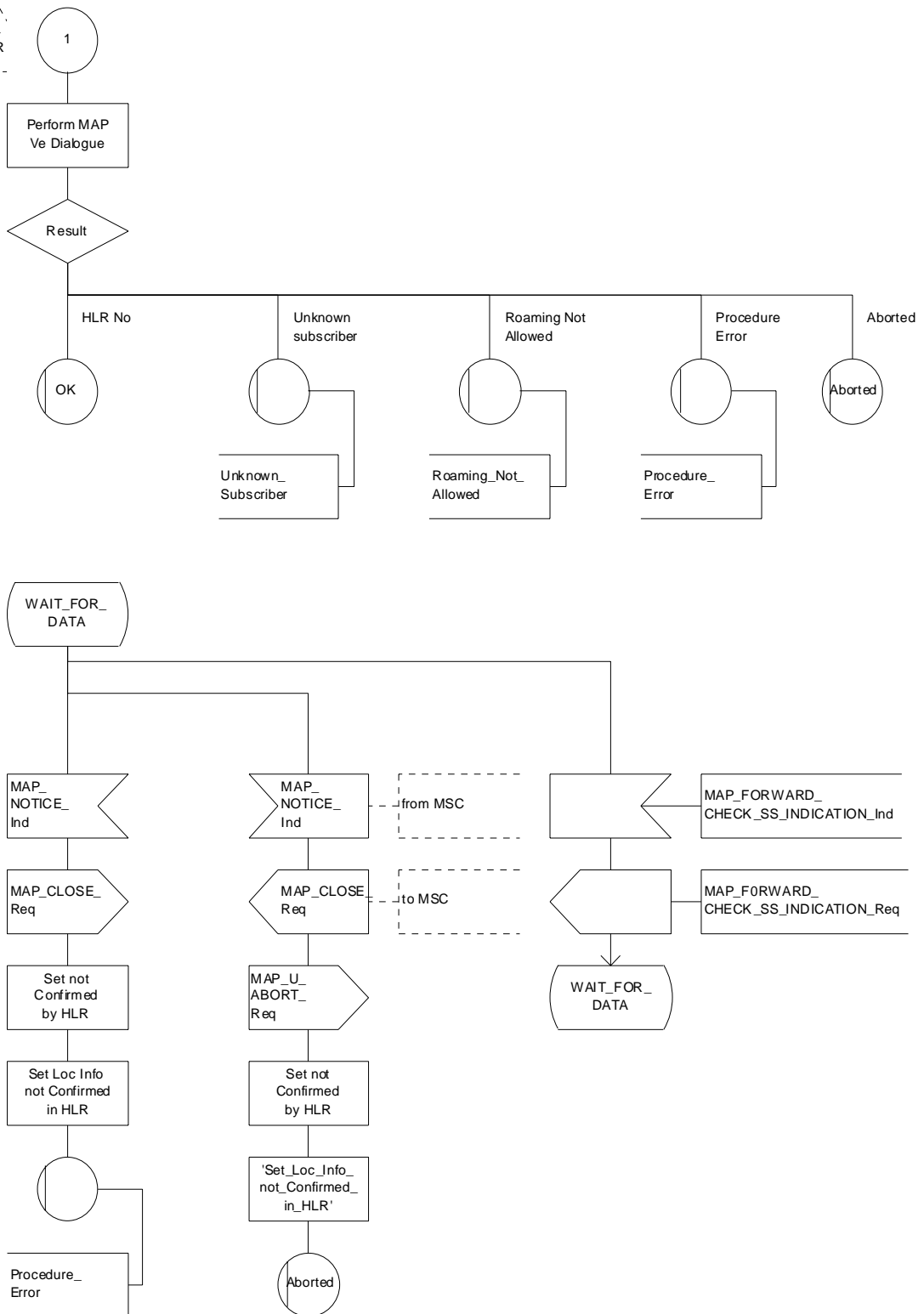


Figure 19.1.1/8 (sheet 2 of 2): Macro VLR\_Update\_HLR



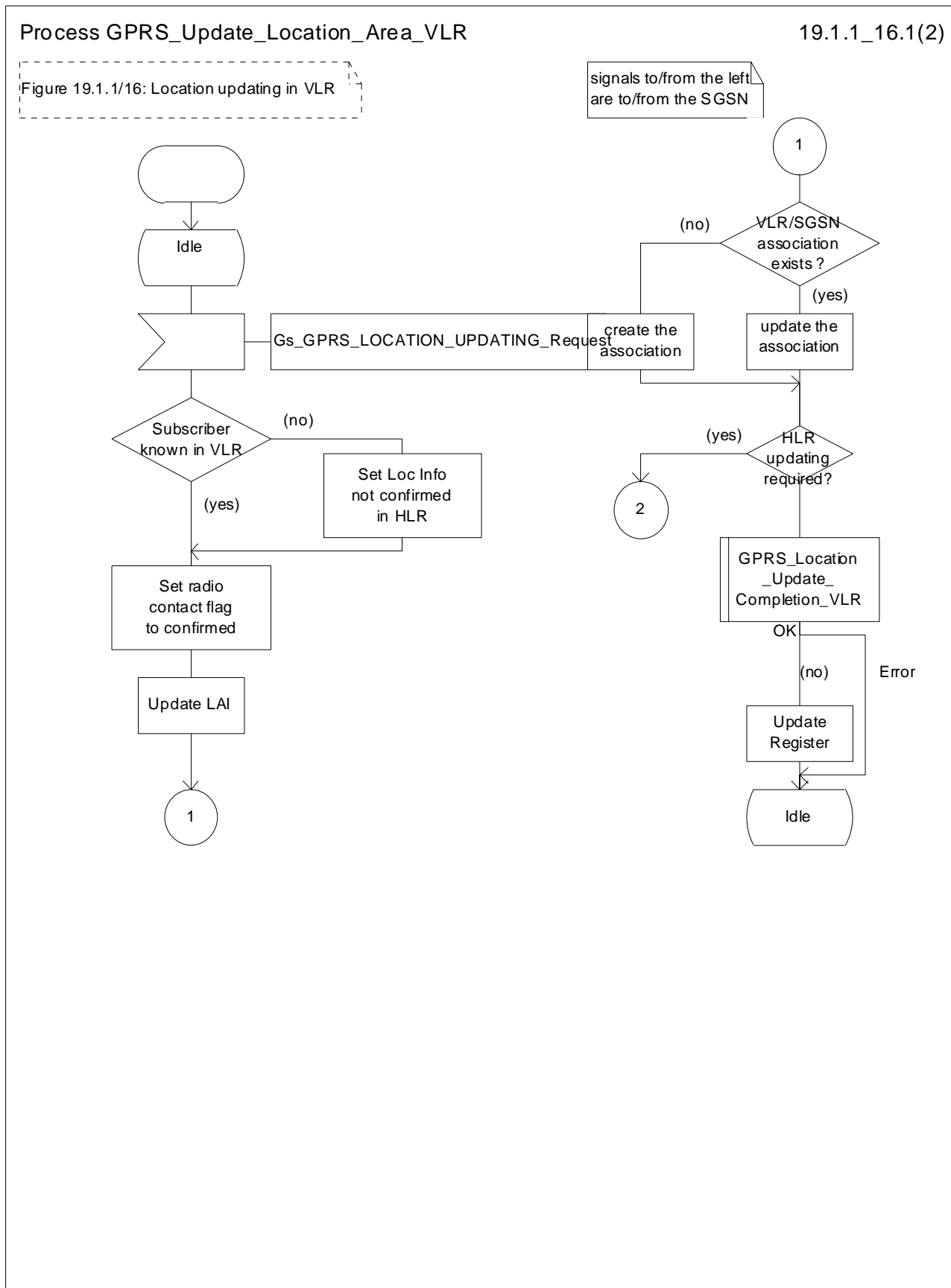


Figure 19.1.1/16 (sheet 1 of 2): Process GPRS\_Update\_Location\_Area\_VLR

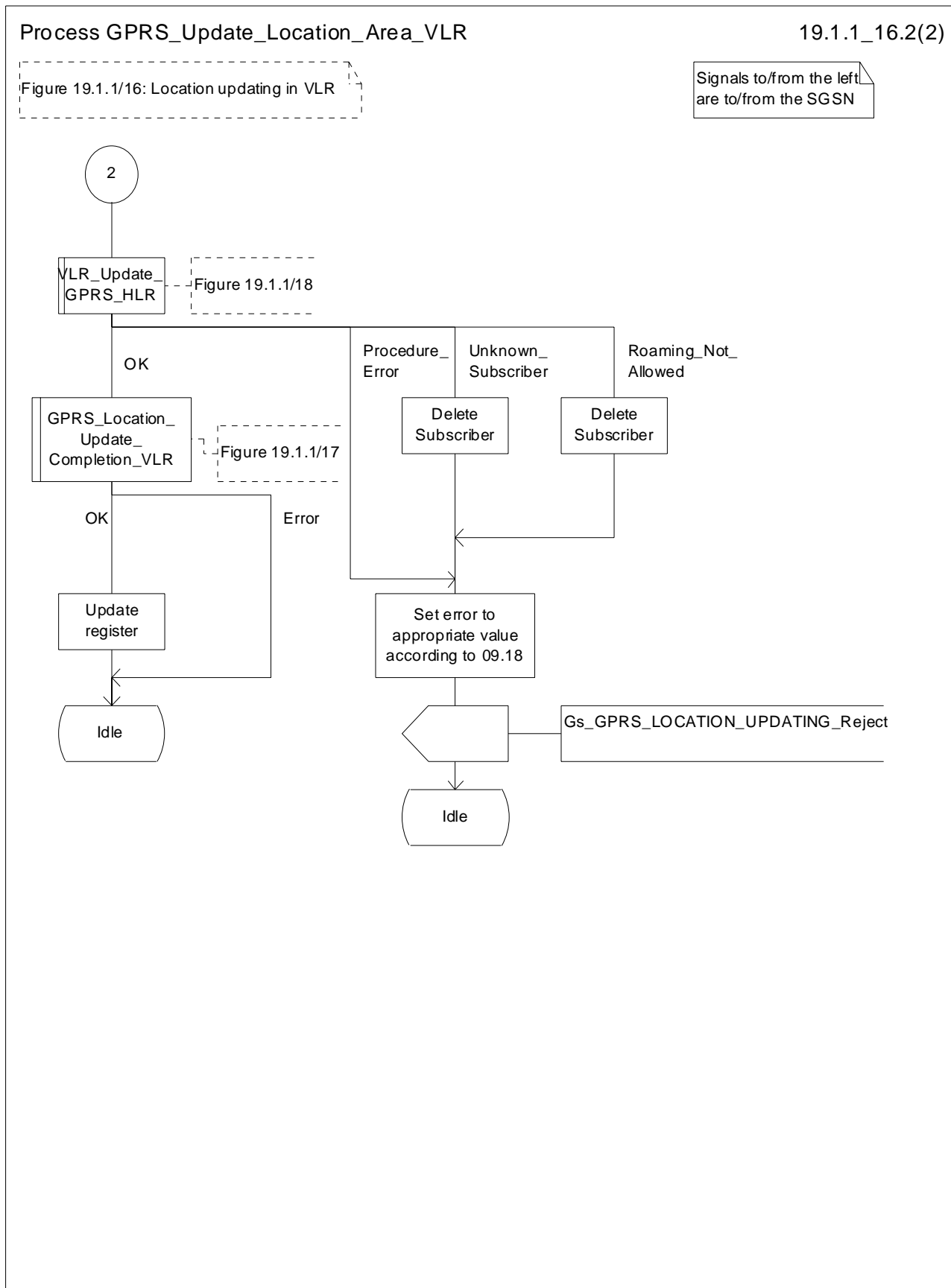


Figure 19.1.1/16 (sheet 2 of 2): Process GPRS\_Update\_Location\_Area\_VLR

Macrodefinition GPRS\_Location\_Update\_Completion\_VLR

19.1.1\_17(1)

Figure 19.1.1/17:  
Location updating in VLR for GPRS;  
closing sequence

Signals to/from the left  
are to/from the SGSN

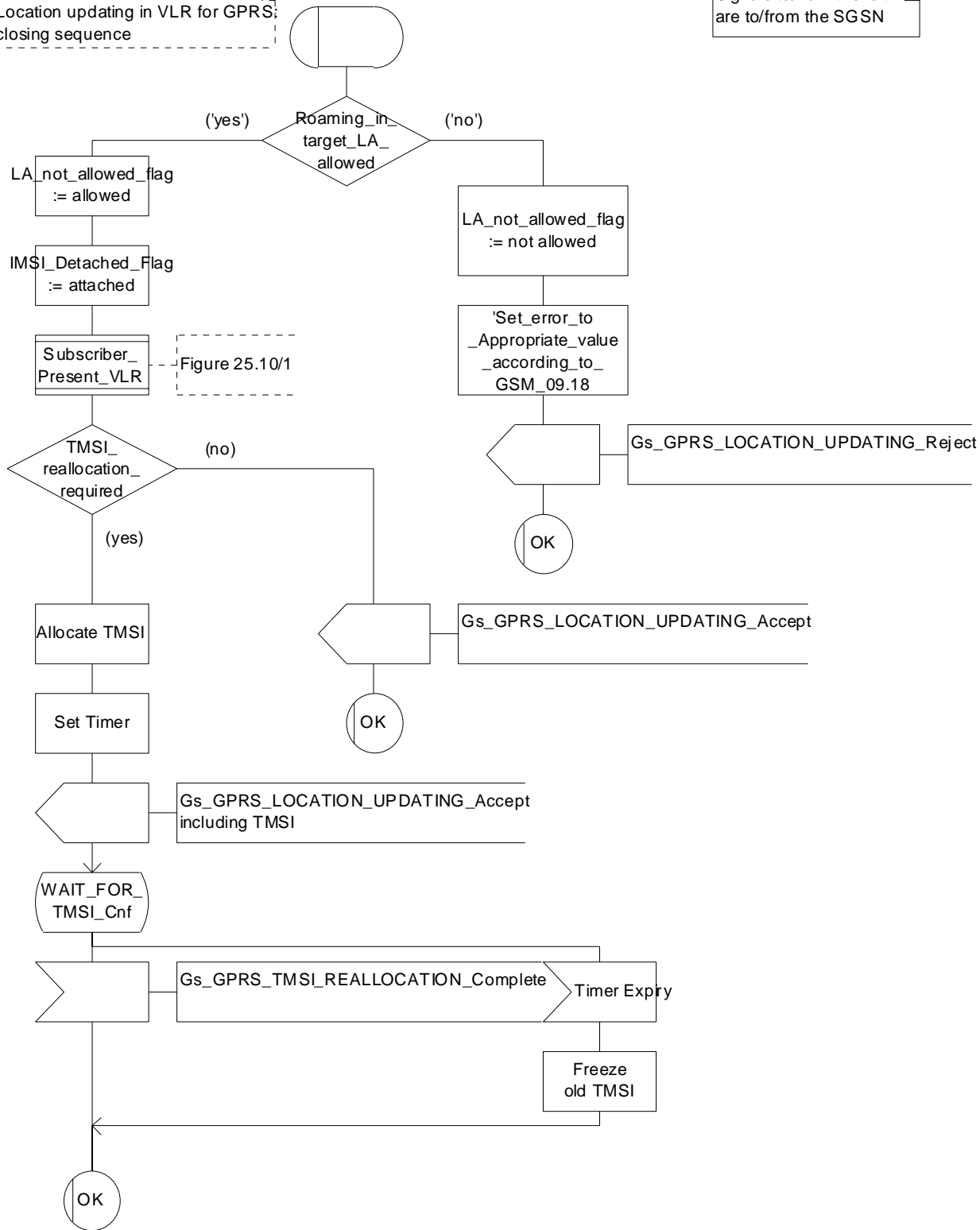


Figure 19.1.1/17: Macro GPRS\_Location\_Update\_Completion\_VLR

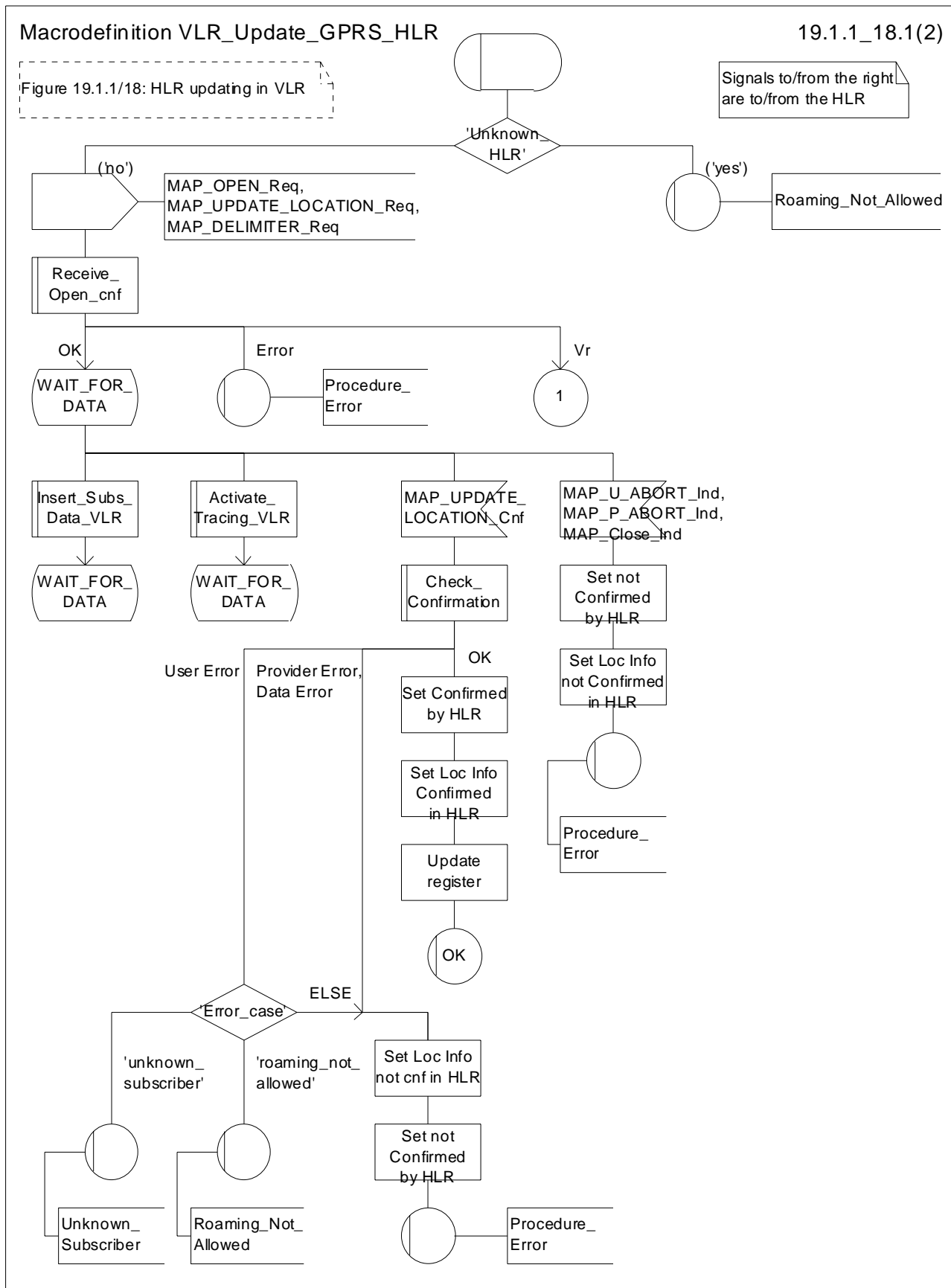


Figure 19.1.1/18 (sheet 1 of 2): Macro VLR\_Update\_GPRS\_HLR

Macrodefinition VLR\_Update\_GPRS\_HLR

19.1.1\_18.2(2)

Figure 19.1.1/18: HLR updating in VLR

Signals to/from the right are to/from the HLR

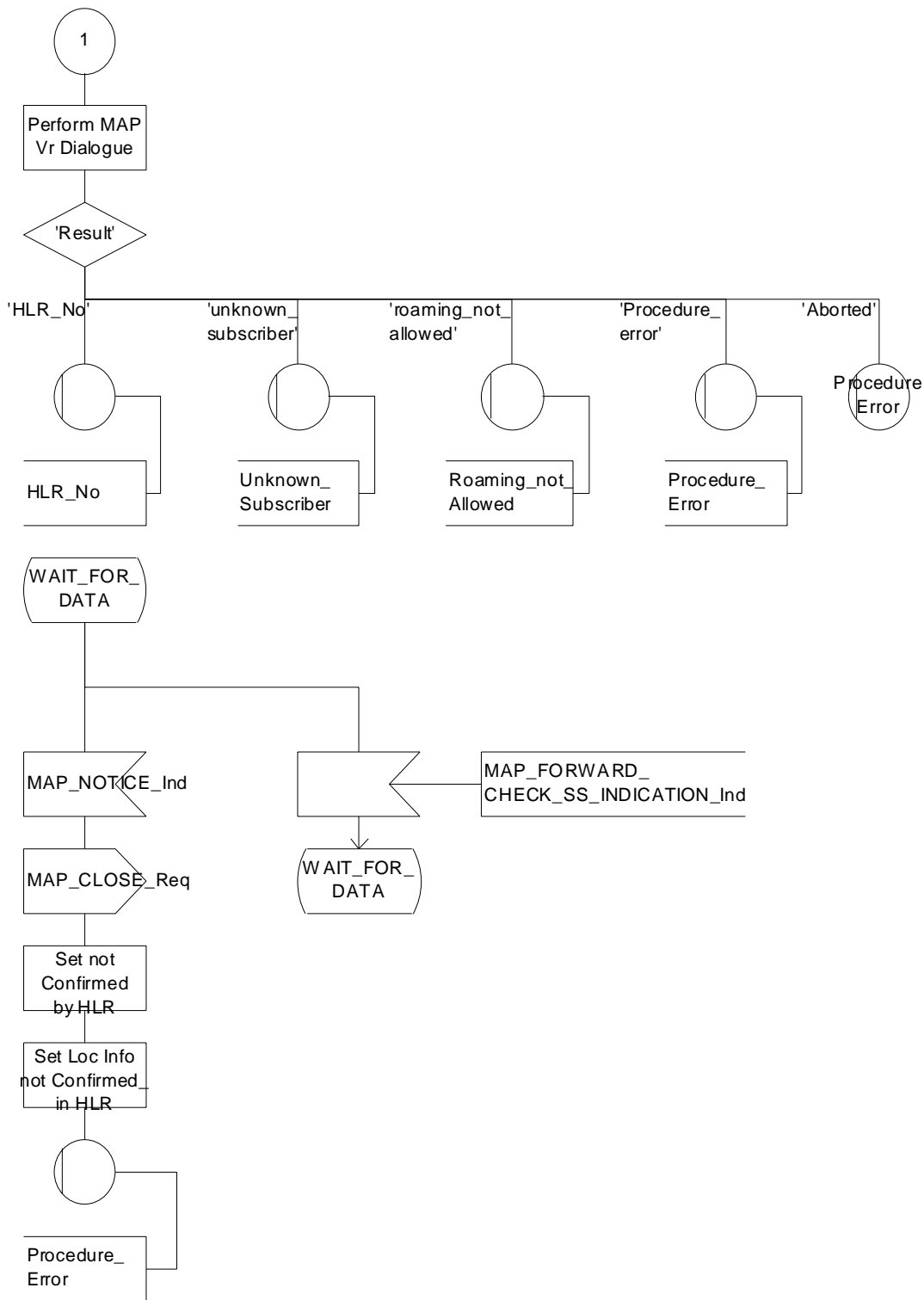


Figure 19.1.1/18 (sheet 2 of 2): Macro VLR\_Update\_GPRS\_HLR

#### 19.1.1.4 Detailed procedure in the HLR

When addressed by the VLR, the following macros are used by the process Update\_Location\_HLR:

- Receive\_Open\_Ind, defined in subclause 25.1;
- Check\_indication, defined in subclause 25.2;
- Insert\_Subs\_Data\_Framed\_HLR, described in subclause 19.4.1;
- Control\_Tracing\_HLR, described in subclause 25.9;

and the processes Cancel\_Location\_HLR (see subclause 19.1.2) and Subscriber\_Present\_HLR (see subclause 19.1.1.7) are invoked.

The location updating process in the HLR is activated by receipt of a MAP\_UPDATE\_LOCATION indication (see figure 19.1.1/9):

- if there is a parameter problem in the indication, the error Unexpected Data Value is returned in the MAP\_UPDATE\_LOCATION response (see Check\_indication macro defined in subclause 25.2); if the subscriber is not known in the HLR, the error Unknown Subscriber is returned in the response. In either case the process terminates;
- if Network Access Mode is set to "GPRS only" the error Unknown Subscriber is returned in the response. The process terminates;
- tracing shall be set to deactivate in the VLR
- if the VLR address received in the MAP\_UPDATE\_LOCATION indication differs from the one actually stored against the subscriber, the Cancel\_Location\_HLR process is started to cancel the subscriber data in the stored VLR (see subclause 19.1.2).

The next action will be to check whether the subscriber is allowed to roam into the PLMN indicated by the VLR Number given in the MAP\_UPDATE\_LOCATION indication:

- if the subscriber is not allowed to roam into the PLMN, the error Roaming not Allowed with cause PLMN Roaming Not Allowed is returned in the MAP\_UPDATE\_LOCATION response, and the routing information stored (VLR number, MSC Number, LMSI) is deleted (deregistration);
- otherwise the HLR database will be updated with information received in the indication. The HLR sets the "MS purged for non-GPRS" flag to False and checks whether tracing is required for that subscriber. This is handled by the macro Control\_Tracing\_HLR described in subclause 25.9.

Thereafter, the macro Insert\_Subs\_Data\_Framed\_HLR described in subclause 19.4.1 is invoked. The outcome of this macro may be:

- aborted, in which case the process terminates;
- error, in which case the error System Failure is returned in the MAP\_UPDATE\_LOCATION response and the process terminates;
- OK, indicating successful outcome of downloading the subscriber data to the VLR.

The SUBSCRIBER\_PRESENT\_HLR process is then started to alert the Short Message Service Centre, if required (see subclause 19.1.7). Additionally, the MAP\_FORWARD\_CHECK\_SS\_INDICATION request is sent to inform the subscriber about an uncertain state of his SS-Data if this is needed due to previous HLR restoration (use of this service may be omitted as an HLR operator option).

The HLR number is then returned in the MAP\_UPDATE\_LOCATION response.

In all cases where the HLR sends a MAP\_UPDATE\_LOCATION response to the VLR, the dialogue towards the VLR is terminated by a MAP\_CLOSE request with parameter Release Method indicating Normal Release.

Finally the process Update\_Location\_HLR sends a "Location updating complete" message to the process CCBS\_Coordinator\_HLR (specified in GSM 03.93 [107]) and the process terminates.

When addressed by the SGSN, the following macros are used by the process Update\_GPRS\_Location\_HLR:

- Receive\_Open\_indication, defined in subclause 25.1;
- Check\_indication, defined in subclause 25.2;
- Insert\_Subs\_Data\_In\_SGSN\_Framed\_HLR, described in subclause 19.4.x;
- Control\_Tracing\_HLR\_with\_SGSN, described in subclause 25.9;

and the processes Cancel\_Location\_HLR (see subclause 19.1.2) and Subscriber\_Present\_HLR (see subclause 19.1.1.7) are invoked.

The location updating process in the HLR is activated by receipt of a MAP\_UPDATE\_GPRS\_LOCATION indication (see figure 19.1.1/19):

- if there is a parameter problem in the indication, the error Unexpected Data Value is returned in the MAP\_UPDATE\_LOCATION response (see Check\_indication macro defined in subclause 25.2); if the subscriber is not known in the HLR, the error Unknown Subscriber (with diagnostic value set to "Imsi Unknown") is returned in the response. In either case the process terminates;
- if Network Access Mode is set to "non-GPRS only" the error Unknown Subscriber (with diagnostic value set to "Gprs Subscription Unknown") is returned in the response. The process terminates;
- tracing shall be set to deactivate in the SGSN.
- if the SGSN number received in the MAP\_UPDATE\_GPRS\_LOCATION indication differs from the one actually stored against the subscriber, the Cancel\_Location\_HLR process is started to cancel the subscriber data in the stored SGSN (see subclause 19.1.2).

The next action will be to check whether the subscriber is allowed to roam into the PLMN indicated by the SGSN Number given in the MAP\_UPDATE\_GPRS\_LOCATION indication:

- if the subscriber is not allowed to roam into the PLMN, the error Roaming not Allowed with cause PLMN Roaming Not Allowed or 'Operator determined Barring', depending on the case, is returned in the MAP\_UPDATE\_GPRS\_LOCATION response, and the routing information stored (SGSN number) is deleted (deregistration);
- otherwise the HLR database will be updated with information received in the indication. The HLR sets the "MS purged for GPRS" flag to False and checks whether tracing is required for that subscriber. This is handled by the macro Control\_Tracing\_HLR-with\_SGSN described in subclause 25.9.

Thereafter, the macro Insert\_Subs\_Data\_In\_SGSN\_Framed\_HLR described in subclause 19.4.x is invoked. The outcome of this macro may be:

- aborted, in which case the process terminates;
- error, in which case the error System Failure is returned in the MAP\_UPDATE\_GPRS\_LOCATION response and the process terminates;
- OK, indicating successful outcome of downloading the subscriber data to the SGSN.

The SUBSCRIBER\_PRESENT\_HLR process is then started to alert the Short Message Service Centre, if required (see subclause 19.1.7).

Finally the HLR number is returned in the MAP\_UPDATE\_GPRS\_LOCATION response.

In all cases where the HLR sends a MAP\_UPDATE\_GPRS\_LOCATION response to the SGSN, the dialogue towards the SGSN is terminated by a MAP\_CLOSE request with parameter Release Method indicating Normal Release.

Process Update\_Location\_HLR

19.1.1\_9.1(2)

Figure 19.1.1/9:  
Location Updating in the HLR

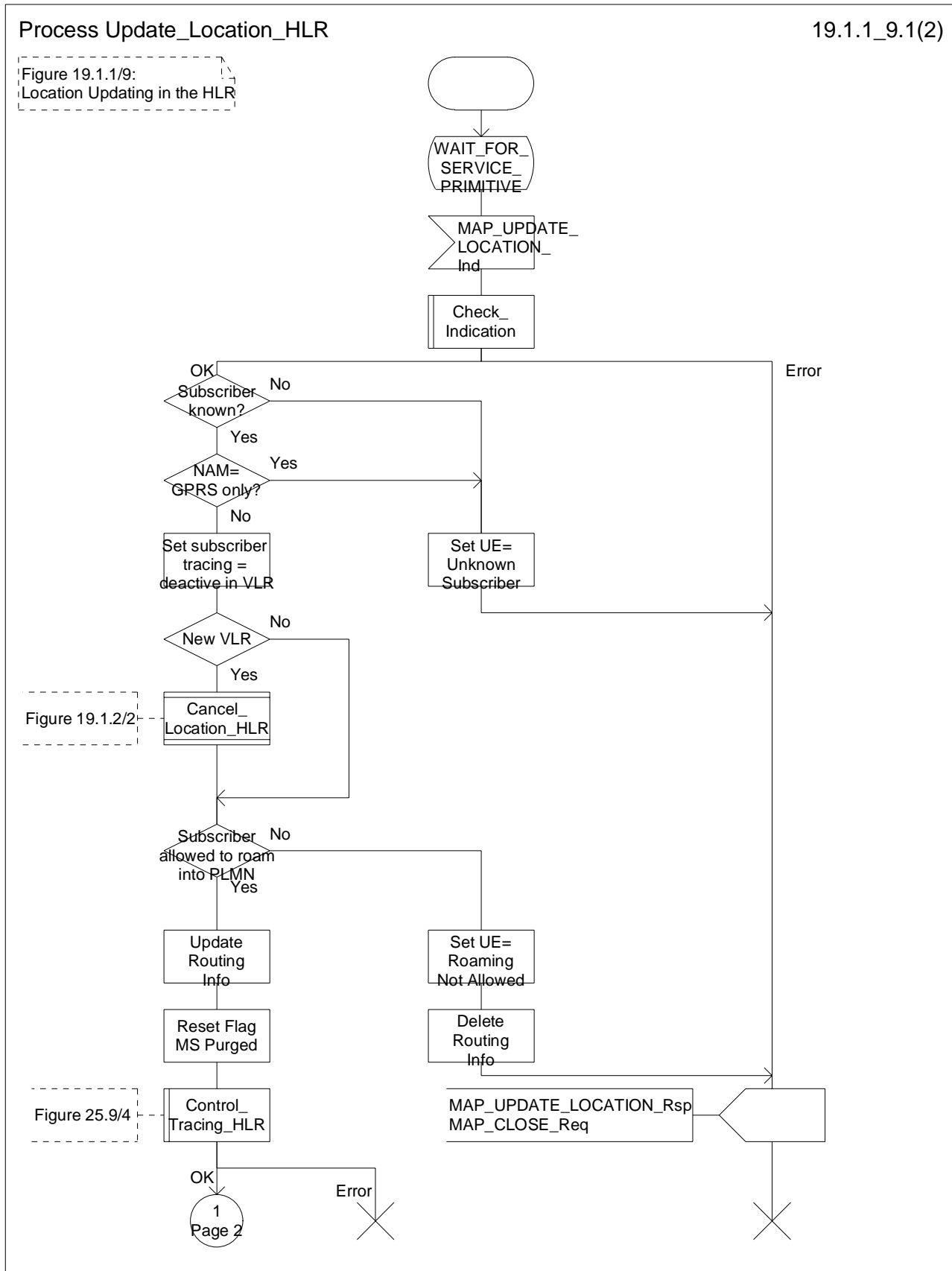


Figure 19.1.1/9 (sheet 1 of 2): Process Update\_Location\_HLR



Process Update\_Location\_HLR

19.1.1\_9.2(2)

Figure 19.1.1/9:  
Location Updating in the HLR

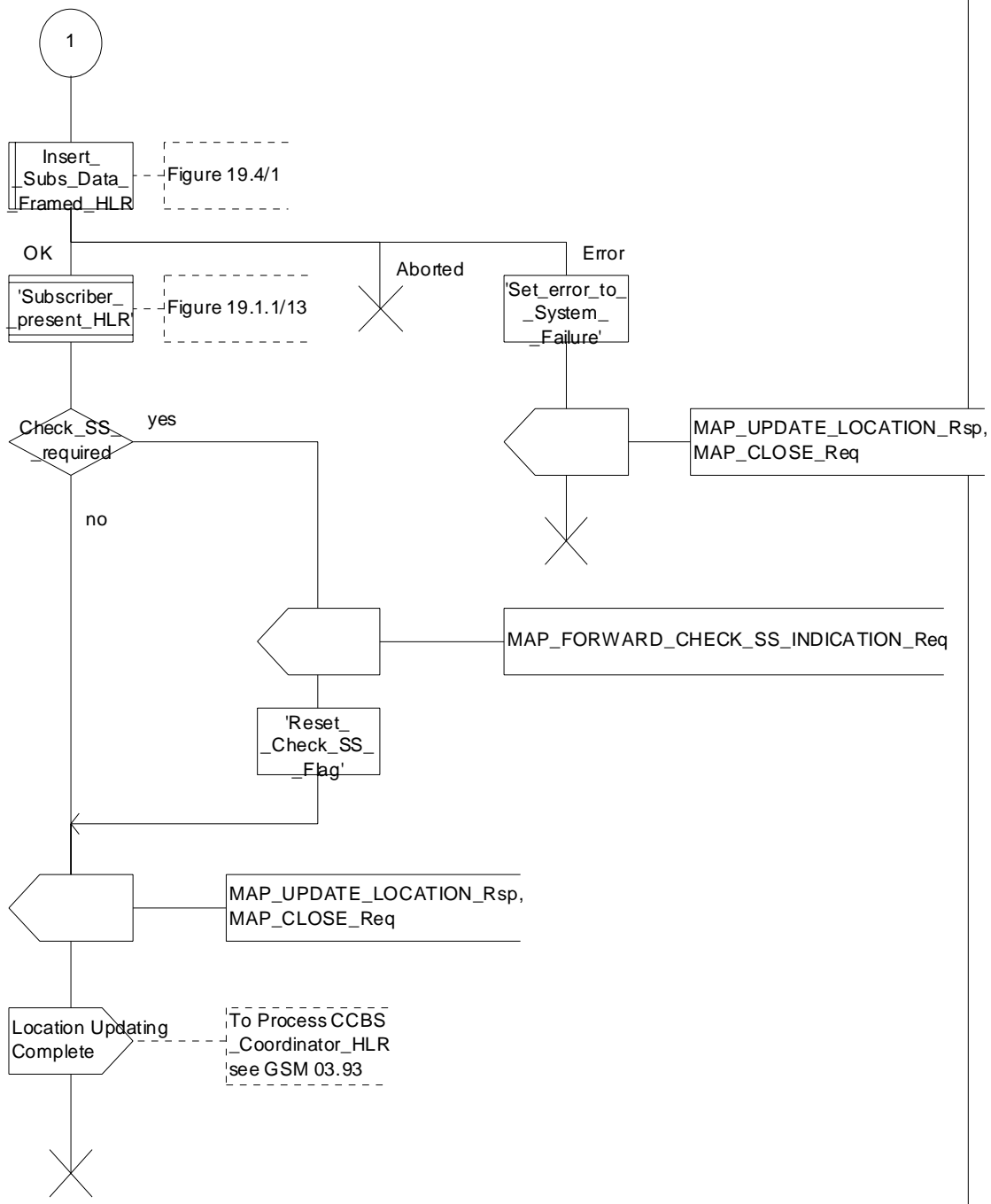


Figure 19.1.1/9 (sheet 2 of 2): Process Update\_Location\_HLR

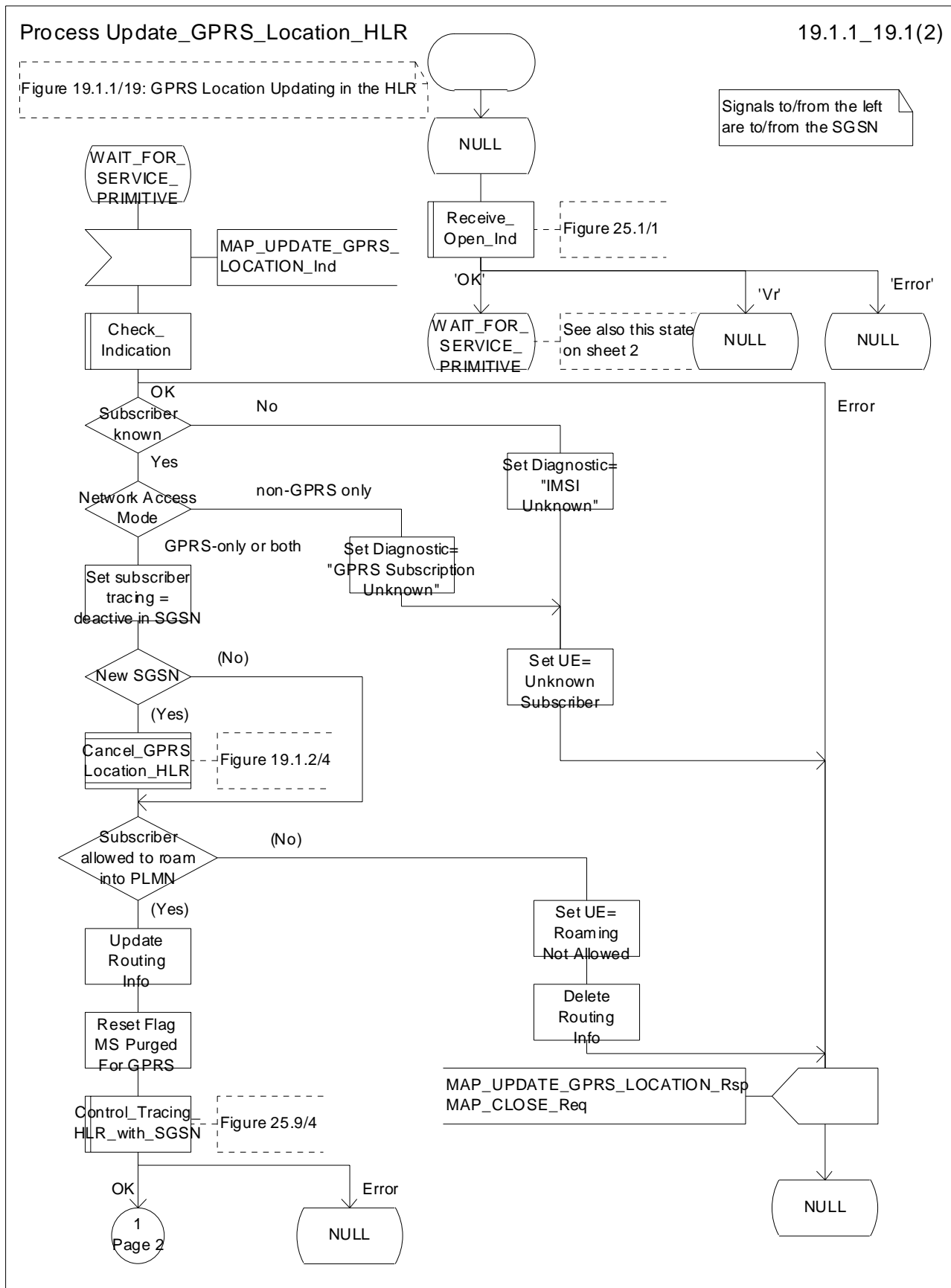


Figure 19.1.1/19 (sheet 1 of 2): Process Update\_GPRS\_Location\_HLR

Process Update\_GPRS\_Location\_HLR

19.1.1\_19.2(2)

Figure 19.1.1/19: GPRS Location Updating in the HLR

Signals to/from the left are to/from the HLR

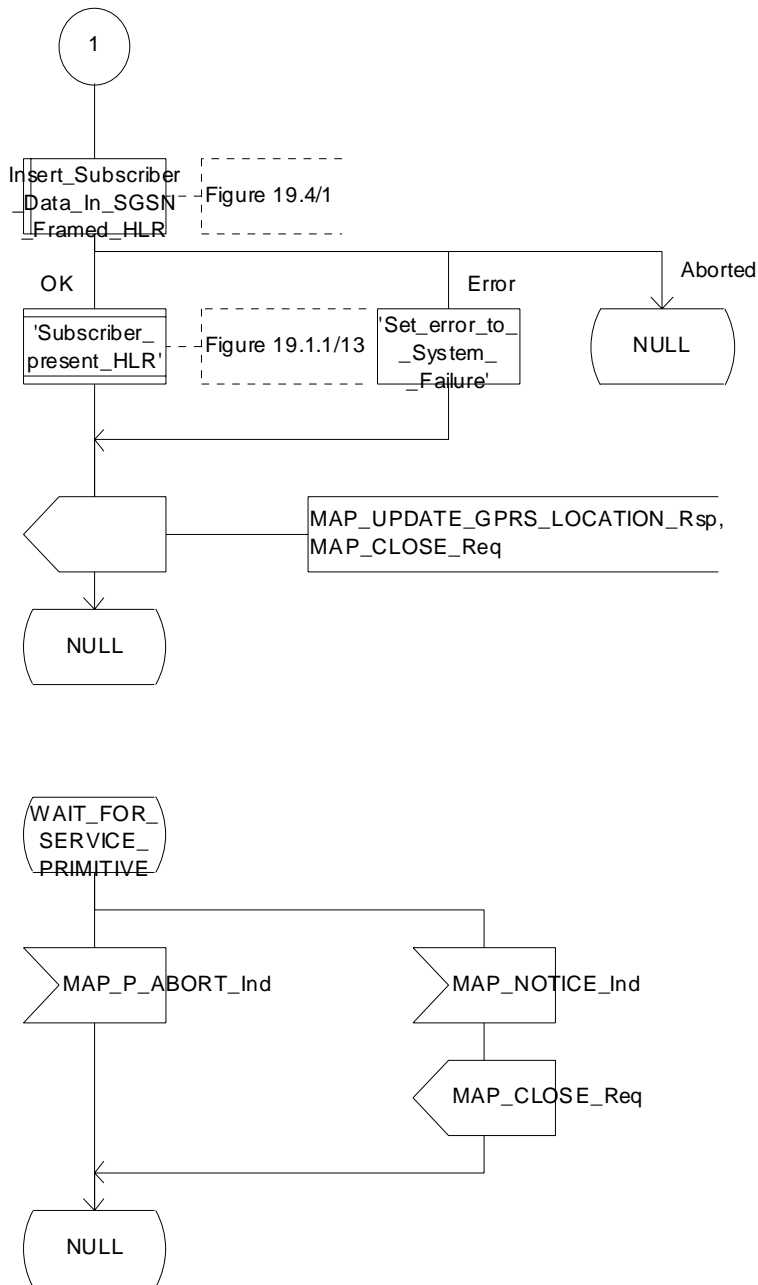
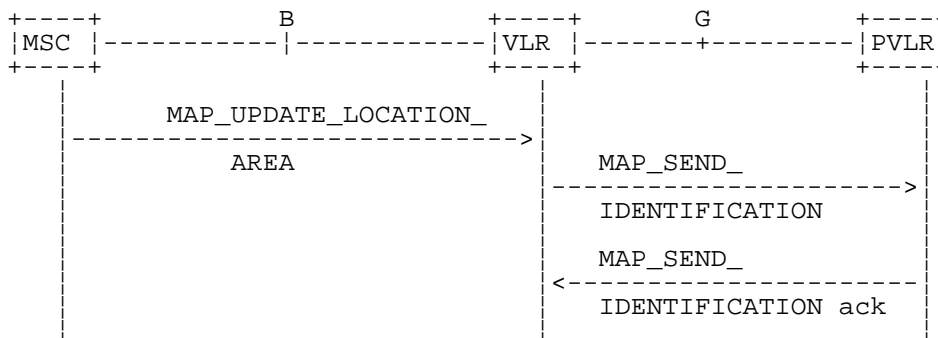


Figure 19.1.1/19 (sheet 2 of 2): Process Update\_GPRS\_Location\_HLR

### 19.1.1.5 Send Identification

#### 19.1.1.5.1 General

This service is invoked by a VLR when it receives a MAP\_UPDATE\_LOCATION\_AREA indication containing a LAI indicating that the subscriber was registered in a different VLR (henceforth called the Previous VLR, PVLR). If the identity of the PVLR is derivable for the VLR (usually if both are within the same network), the IMSI and authentication sets are requested from the PVLR (see subclause 19.1.1.3), using the service described in subclause 8.1.4.



NOTE: The service shown in dotted lines indicates the trigger provided by other MAP signalling.

**Figure 19.1.1/10: Interface and services for Send Identification**

#### 19.1.1.5.2 Detailed procedure in the VLR

The VLR procedure is part of the location area updating process described in subclause 19.1.1.3, see also figure 19.1.1/6 sheet 3.

#### 19.1.1.5.3 Detailed procedure in the PVLR

On receipt of a dialogue request for the Send Identification procedure, (see Receive\_Open\_Ind macro in subclause 25.1), the PVLR will:

- terminate the procedure in case of parameter problems;
- revert to the MAP version Vr procedure in case the VLR indicated version Vr protocol; or
- continue as below, if the dialogue is accepted.

If the PVLR process receives a MAP\_NOTICE indication, it terminates the dialogue by sending a MAP\_CLOSE request.

If the PVLR process receives a MAP\_SEND\_IDENTIFICATION indication from the VLR (see figure 19.1.1/11), it checks whether the subscriber identity provided is known:

- if so, the IMSI and - if available - authentication parameters for the subscriber are returned in the MAP\_SEND\_IDENTIFICATION response;
- if not, the error Unidentified Subscriber is returned in the MAP\_SEND\_IDENTIFICATION response.

In all cases where the PVLR sends a MAP\_SEND\_IDENTIFICATION response to the VLR, the dialogue towards the VLR is terminated by a MAP\_CLOSE request with parameter Release Method indicating Normal Release.

Process Send\_Identification\_PVLR

19.1.1\_11(1)

Figure 19.1.1/11: Process in the Previous VLR to handle an identification request

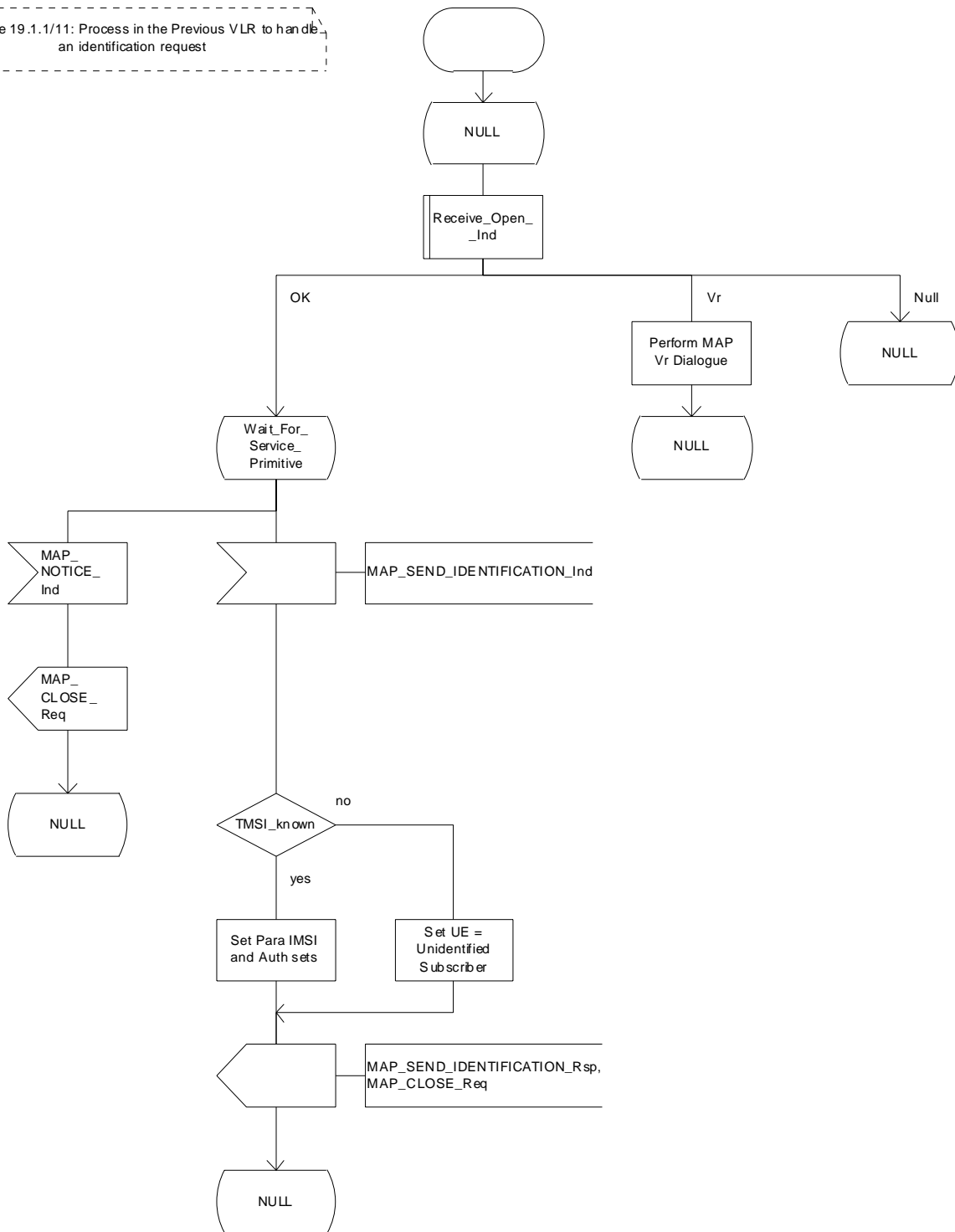


Figure 19.1.1/11: Process Send\_Identification\_PVLR

### 19.1.1.6 The Process Update Location VLR

This process is started by some other MAP user process in case the HLR need to be updated due to previous network failure. It is invoked when the subscriber accesses the network, e.g. for mobile originated call set-up, response to paging or supplementary services handling. Here, location updating consists only of invoking the macro VLR\_Update\_HLR described above (see subclause 19.1.1.3), which performs HLR updating and downloading of subscriber data.

If updating is successful (OK) the HLR Number is received in the MAP\_UPDATE\_LOCATION confirm primitive and the process terminates.

If one of the errors Roaming not Allowed or Unknown Subscriber is received instead, all subscriber data are deleted from the VLR before the process terminates.

In case some other error occurs during HLR updating, the process simply terminates. Note, in all error cases the initiating restoration flags in VLR remain false, therefore a new HLR updating attempt will be started later on.

NOTE: This process will be performed independent from the calling process, no coordination is required.

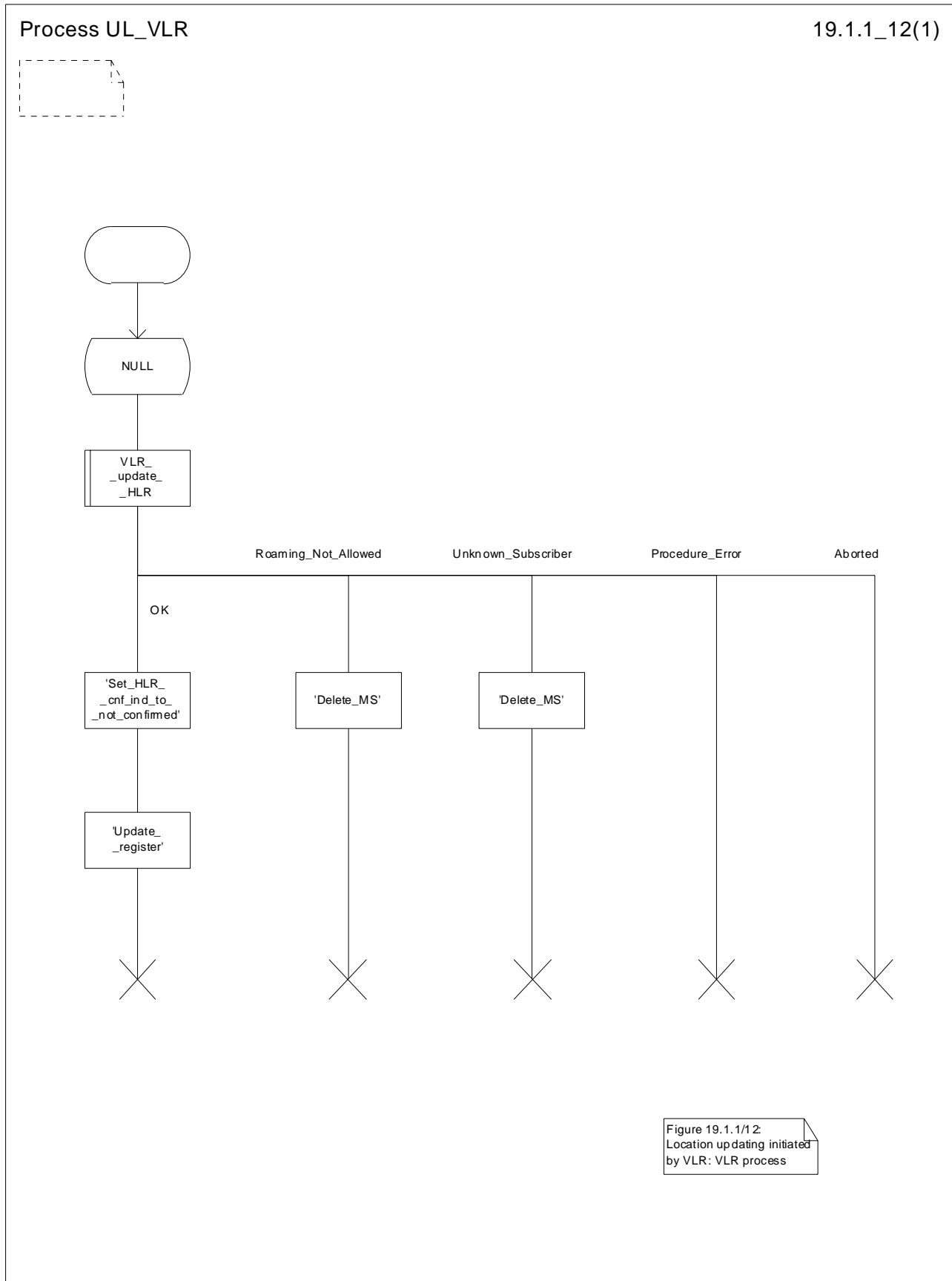


Figure 19.1.1/12: Process UL\_VLR

### 19.1.1.7 The Process Subscriber Present HLR

The process Subscriber Present HLR is started by the location updating process in HLR to perform actions required for short message alerting. The process checks the Message Waiting Data flag, and if this is set, the macro `Alert_Service_Centre_HLR` defined in subclause 25.10 is invoked. This macro will alert all service centres from which there are short messages waiting for this subscriber.



Process Subscriber\_Present\_HLR

19.1.1\_13(1)

Figure 19.1.1/13: Process Subscriber\_Present\_HLR

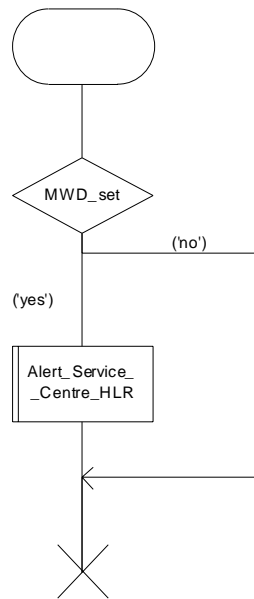


Figure 19.1.1/13: Process Subscriber\_Present\_HLR

### 19.1.1.8 Detailed procedure in the SGSN

Figure 19.1.1/20 shows the MAP process for updating of the SGSN. The following general macros are used:

Receive_Open_Cnf	subclause 25.1;
Insert_Subscriber_Data_SGSN	subclause 25.7;
Activate_Tracing_SGSN	subclause 25.9;

#### The location updating process

The MAP process receives an « Update HLR request » from the relevant process in the SGSN (see GSM 03.60) to perform HLR updating. If the SGSN does not know the subscribers HLR (e.g. no IMSI translation exists as there are not yet any SS7 links to the subscribers HPLMN), the « Update HLR negative response » with error Roaming Not Allowed (cause PLMN Roaming Not Allowed) is returned to the requesting process.

If the subscribers HLR can be reached, the SGSN opens a dialogue towards the HLR by sending a MAP\_OPEN request without any user specific parameters, together with a MAP\_UPDATE\_GPRS\_LOCATION request containing the parameters

- IMSI, identifying the subscriber;
- SGSN Address and SGSN number;

In case the HLR rejects dialogue opening (see subclause 25.1) or indicates version Vr protocol to be used, the SGSN will terminate the process indicating « Update HLR negative response » to the requesting process.

If the HLR accepts the dialogue, the HLR will respond with:

- a MAP\_INSERT\_SUBSCRIBER\_DATA indication, handled by the macro Insert\_Subs\_Data\_SGSN defined in subclause 25.7;

NOTE: The HLR may repeat this service several times depending on the amount of data to be transferred to the SGSN and to replace subscription data in case they are not supported by the SGSN.

- a MAP\_ACTIVATE\_TRACE\_MODE indication, handled by the macro Activate\_Tracing\_SGSN defined in subclause 25.9;
- the MAP\_UPDATE\_GPRS\_LOCATION confirmation:
  - if this confirmation contains the HLR Number, this indicates that the HLR has passed all information and that updating has been successfully completed. The « Update HLR response » message is returned to the requesting process for completion of the SGSN updating (see GSM 03.60).
  - if the confirmation contains an User error cause (Unknown Subscriber, Roaming Not Allowed or some other), the corresponding error is returned to the requesting process in the « Update HLR negative response ».
- a MAP\_P\_ABORT, MAP\_U\_ABORT, or MAP\_CLOSE indication. In these cases, the corresponding error is returned to the requesting process in the « Update HLR negative response ».
- a MAP\_NOTICE indication. Then, the dialogue towards the HLR is terminated, and the « HLR Update negative response » with the appropriate error is returned to the requesting process.

Process SGSN\_Update\_HLR

19.1.1\_20.1(2)

Figure 19.1.1/20: HLR updating in SGSN

Signals from/to the left are from/to requesting process in SGSN  
 Signals to/from the right are to/from the HLR

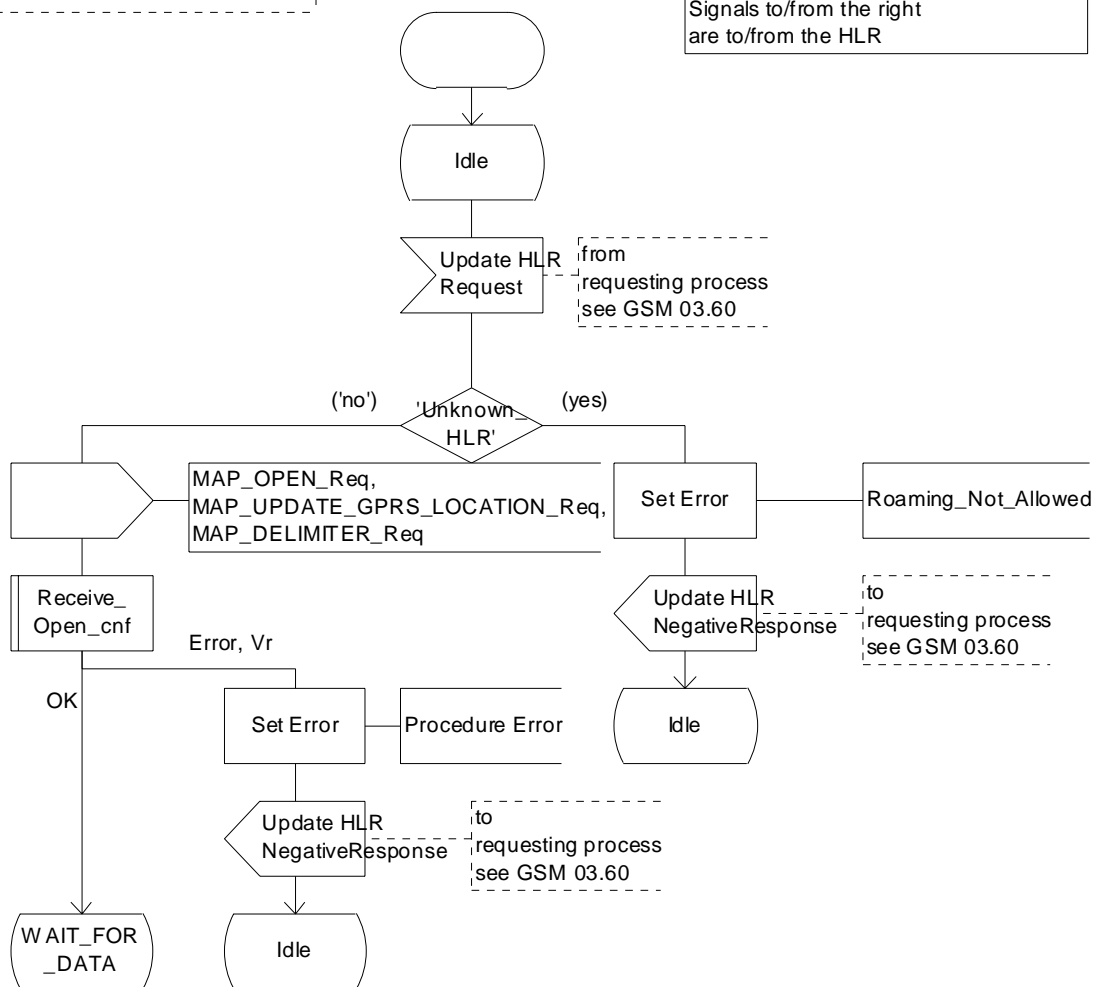


Figure 19.1.1/20 (sheet 1 of 2): Process SGSN\_Update\_HLR

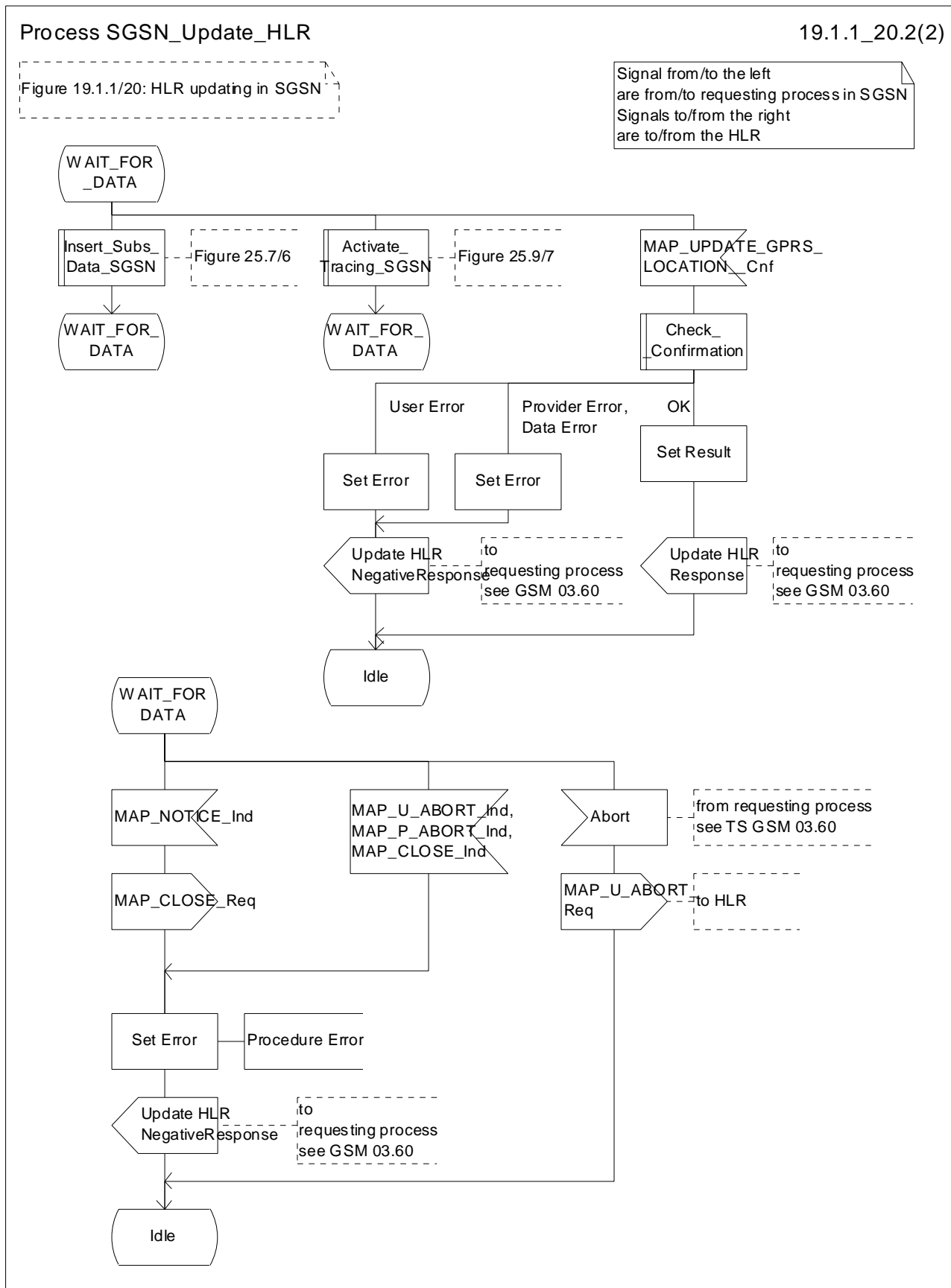


Figure 19.1.1/20 (sheet 2 of 2): Process SGSN\_Update\_HLR

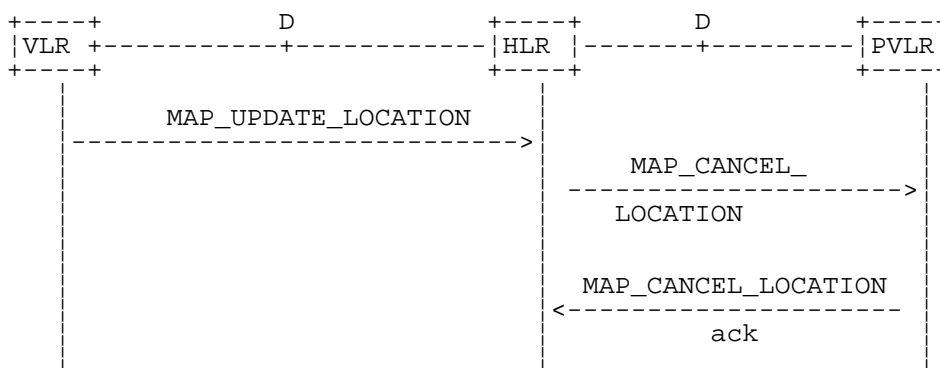
## 19.1.2 Location Cancellation

### 19.1.2.1 General

The purpose of this process is to delete a subscriber's record from a previous visitor location register after she has registered with a new visitor location register. Also this process is used to delete a subscriber's record from a old SGSN after she has registered with a SGSN. The procedure may also be used if the subscriber's record is to be deleted for other operator determined purposes, e.g. withdrawal of subscription, imposition of roaming restrictions or modifications to the subscription which result in roaming restrictions. Location cancellation can be used to enforce location updating including updating of subscriber data in the VLR or in the SGSN at the next subscriber access.


In all cases, the process is performed independently of the invoking process (e.g. Location Updating).

The service as described in subclause 8.1.3 is invoked when an HLR receives a MAP\_UPDATE\_LOCATION indication from a VLR other than that stored in its table for this subscriber. Also the MAP\_CANCEL\_LOCATION service is invoked when the HLR receives a MAP\_UPDATE\_GPRS\_LOCATION indication from a SGSN other than stored in its table for this subscriber. Additionally the service may be invoked by operator intervention. The MAP\_CANCEL\_LOCATION service is in any case invoked towards the VLR or the SGSN whose identity is contained in the HLR table.



NOTE: The service shown in dotted lines indicates the trigger provided by other MAP signalling.

**Figure 19.1.2/1: Interface and services for Location Cancellation**



NOTE: The service shown in dotted lines indicates the trigger provided by other MAP signalling.

**Figure 19.1.2/6: Interface and services for Location Cancellation in GPRS**

### 19.1.2.2 Detailed procedure in the HLR

The location cancellation process is started by an external process as stated above. The HLR opens a dialogue with the VLR or with the SGSN whose identity is contained in the HLR table (MAP\_OPEN request without any user specific parameters), sending the MAP\_CANCEL\_LOCATION request primitive (see figures 16.1.2/2 and 16.1.2/4), containing the parameters:

- IMSI, to identify the subscriber to be deleted from that VLR or SGSN;
- LMSI, which is included if available in the HLR. LMSI is not applicable between HLR and SGSN;
- Cancellation Type if the Cancel Location is sent to SGSN. Cancellation Type is not applicable between HLR and VLR. If the VLR receives this parameter and do not understand it this parameter shall be ignored.

The HLR then waits for the MAP\_OPEN confirmation (see macro Receive\_Open\_Cnf, subclause 21.1), indicating either:

- reject of the dialogue (process terminates);
- reversion to version Vr when the operation is sent to SGSN (process terminates);
- reversion to version Vr when the operation is sent to VLR (process will be performed according to MAP version Vr); or
- dialogue acceptance.

When the VLR or the SGSN accepts the dialogue, it will return a MAP\_CANCEL\_LOCATION confirmation, containing:

- no parameter, indicating successful outcome of the procedure;
- a user error, provider error or a data error indicating unsuccessful outcome of the procedure.

In case of unsuccessful outcome or if a MAP\_P\_ABORT indication has been received, the HLR may repeat the MAP\_CANCEL\_LOCATION request later, where the number of repeat attempts and time in between are HLR operator options, depending on the error returned by the VLR or the SGSN.

### 19.1.2.3 Detailed procedure in the VLR

Opening of the dialogue is described in the macro Receive\_Open\_Ind in subclause 25.1, with outcomes:

- reversion to version Vr procedure;
- procedure termination; or
- dialogue acceptance, with processing as below.

If the VLR process receives a MAP\_NOTICE indication, it terminates the dialogue by sending a MAP\_CLOSE request.

If the VLR process receives a MAP\_CANCEL\_LOCATION indication from the HLR (see figure 19.1.2/3), the parameters are checked first (macro Check\_Indication, see subclause 25.2). In case of parameter problems the appropriate error is sent in the MAP\_CANCEL\_LOCATION response.

If the MAP\_CANCEL\_LOCATION indication contains both the IMSI and the LMSI, the VLR checks whether the stored IMSI matches the received IMSI. If it does not, the VLR attempts to process the request using the IMSI received from the HLR to define the subscriber record to be deleted.

Thereafter the VLR checks whether the subscriber identity provided is known in the VLR:

- if so, the data of the subscriber are deleted from VLR table and a MAP\_CANCEL\_LOCATION response is returned without any parameters;
- if not, location cancellation is regarded as being successful, too, and the MAP\_CANCEL\_LOCATION response is returned without any parameters.

In either case, after sending the MAP\_CANCEL\_LOCATION response the VLR process releases any TMSI which may be associated with the IMSI of the subscriber, terminates the dialogue (MAP\_CLOSE with Release Method Normal Release) and returns to the idle state.

Process Cancel\_Location\_HLR

19.1.2\_2(1)

Figure 19.1.2/2: Location Cancellation in the HLR

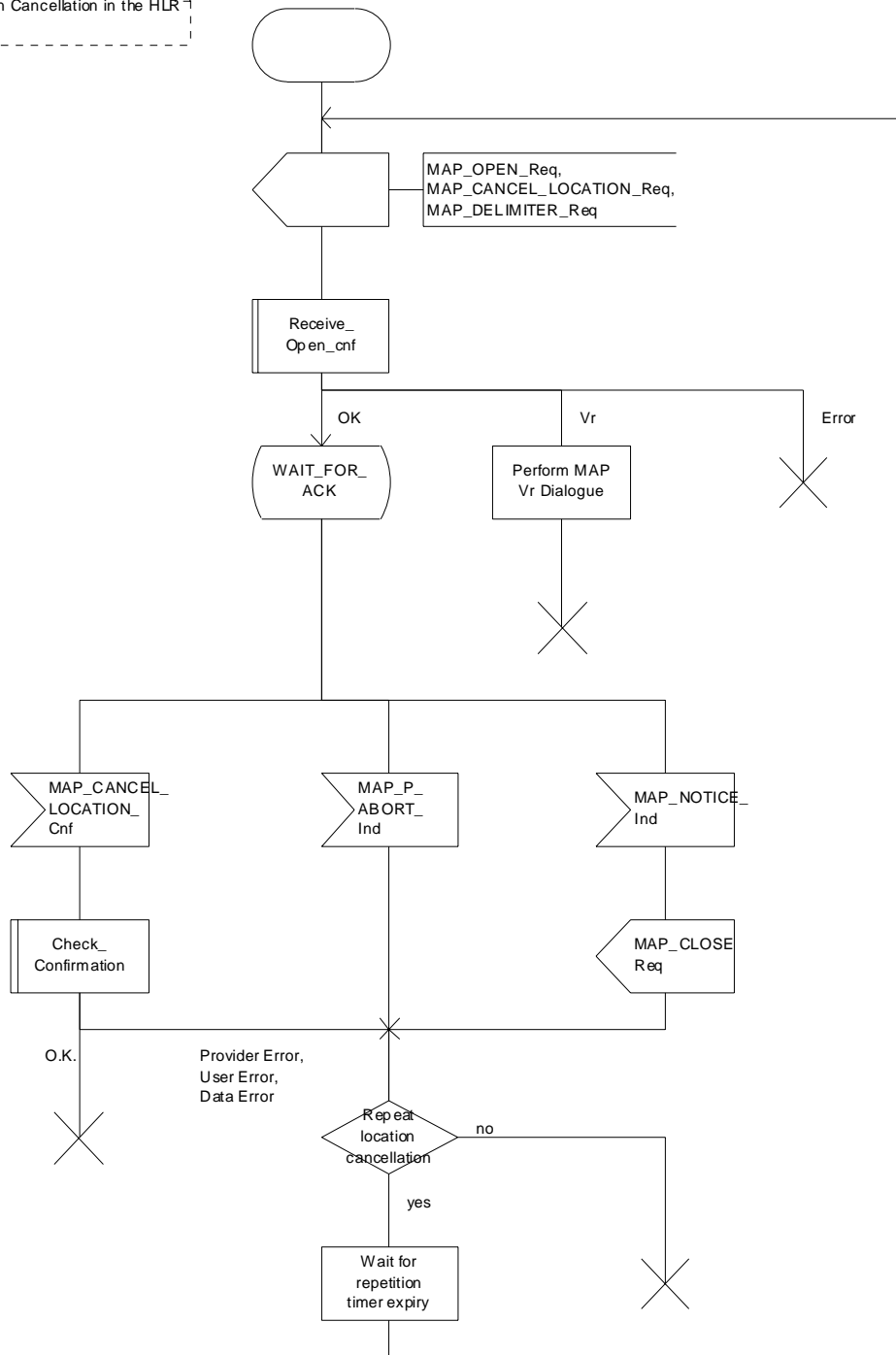


Figure 19.1.2/2: Process Cancel\_Location\_HLR



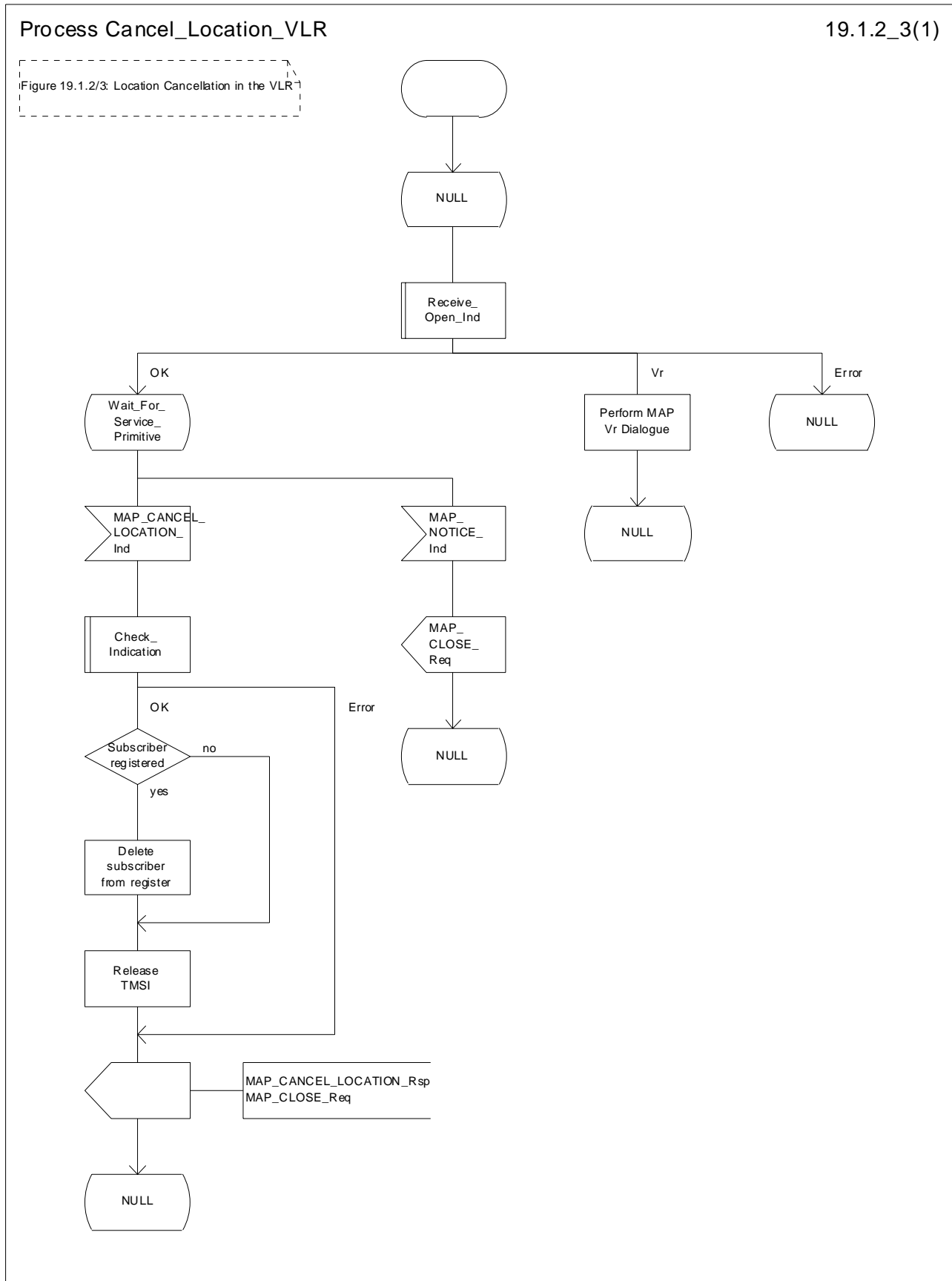


Figure 19.1.2/3: Process Cancel\_Location\_VLR

#### 19.1.2.4 Detailed procedure in the SGSN

Opening of the dialogue is described in the macro Receive\_Open\_Ind in subclause 25.1, with outcomes:

- procedure termination; or
- dialogue acceptance, with processing as below.

If the SGSN process receives a MAP\_NOTICE indication, it terminates the dialogue by sending a MAP\_CLOSE request.

If the SGSN process receives a MAP\_CANCEL\_LOCATION indication from the HLR (see figure 19.1.2/4), the parameters are checked first (macro Check\_Indication, see subclause 25.2). In case of parameter problems the appropriate error is sent in the MAP\_CANCEL\_LOCATION response.

Thereafter the SGSN checks whether the subscriber identity provided is known in the SGSN:

- if so, the data of the subscriber are deleted from SGSN table and a MAP\_CANCEL\_LOCATION response is returned without any parameters;
- if not, location cancellation is regarded as being successful, too, and the MAP\_CANCEL\_LOCATION response is returned without any parameters.

In either case, after sending the MAP\_CANCEL\_LOCATION response the SGSN process releases any P-TMSI which may be associated with the IMSI of the subscriber, terminates the dialogue (MAP\_CLOSE with Release Method Normal Release) and returns to the idle state.

Process Cancel\_GPRS\_Location\_HLR

19.1.2\_4(1)

Figure 19.1.2/4: Location Cancellation in the HLR for GPRS

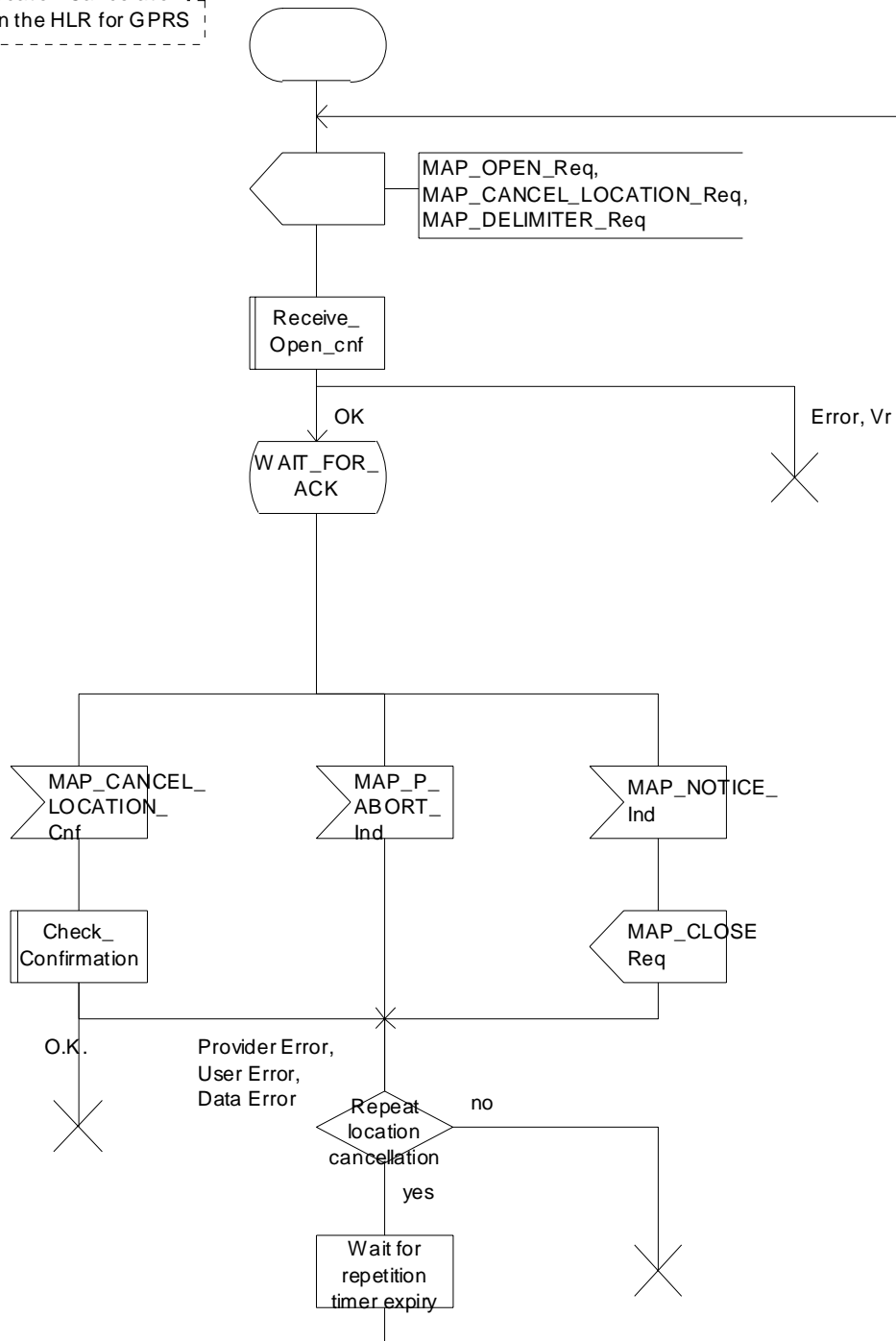


Figure 19.1.2/4: Process Cancel\_GPRS\_Location\_HLR

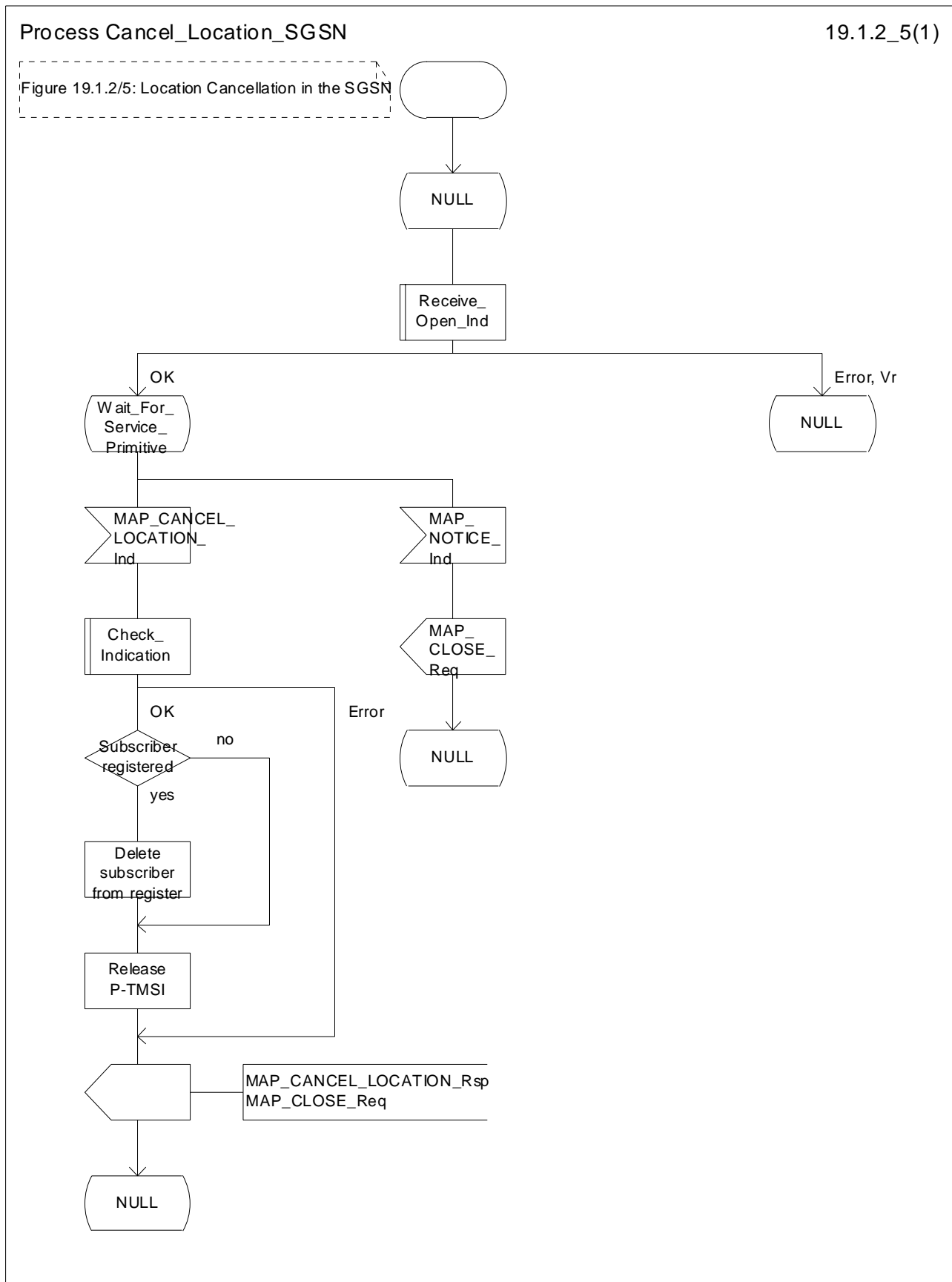


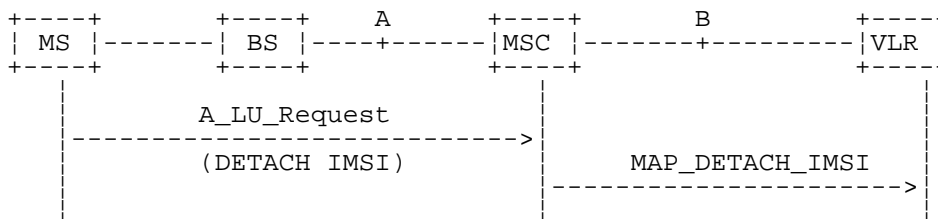
Figure 19.1.2/5: Process Cancel\_Location\_SGSN

### 19.1.3 Detach IMSI

#### 19.1.3.1 General

On receipt of an A\_LU\_REQUEST (DETACH IMSI) indication from the radio interface this procedure invokes the MAP\_DETACH\_IMSI service described in subclause 8.1.5 in order to inform the visitor location register that a subscriber is no longer reachable (see figure 19.1.3/1), e.g. due to switched off station. This information is used by the VLR to reject mobile terminating calls or short messages without sending page messages on the radio path. The service is unconfirmed as it is likely that the MS is switched off before receiving a confirmation.

The detach IMSI feature is optional for the network operator. The MS is informed by the network whether detach IMSI is to be used or not.



NOTE: The service shown in dotted lines indicates the trigger provided by the radio interface (see GSM 09.10).

**Figure 19.1.3/1: Interface and services for MAP\_DETACH\_IMSI**

If the Gs interface is installed, the procedures to handle an IMSI Detach or a GPRS Detach request from the SGSN via the Gs interface do not require any signalling over the MAP interface. These procedures are specified in GSM 03.60 and 09.18.

#### 19.1.3.2 Detailed procedure in the MSC

The MAP\_DETACH\_IMSI service is invoked by the MSC when receiving an A\_LU\_Request (DETACH IMSI) for a subscriber (see figure 19.1.3/2).

The MSC will open the dialogue to the VLR with a MAP\_OPEN request containing no user specific parameters. The MAP\_DETACH\_IMSI request will contain the following parameter received from the radio side (for the mapping see GSM 09.10):

- Subscriber Id, being either a TMSI or an IMSI.

The MSC then waits for the MAP\_OPEN confirmation (see macro Receive\_Open\_Cnf, subclause 25.1), indicating either:

- reject of dialogue (process terminates);
- reversion to version Vr(process terminates); or
- dialogue acceptance.

Thereafter, the dialogue is terminated locally by the MSC (MAP\_CLOSE request with Release Method Prearranged End).

#### 19.1.3.3 Detailed procedure in the VLR

When the VLR receives a MAP\_DETACH\_IMSI indication (see figure 19.1.3/3), it first checks the indication data (macro Check\_Indication, see subclause 25.2). Thereafter it is checked whether the subscriber is known:

- if the subscriber is unknown the VLR ignores the indication;
- if the subscriber is known in the VLR, the IMSI detached flag is set.

The VLR process will terminate the dialogue locally (MAP\_CLOSE request with Release Method Prearranged End).

Process Detach\_IMSI\_MSC

19.1.3\_2(1)



Figure 19.1.3/2:  
Detach IMSI in MSC

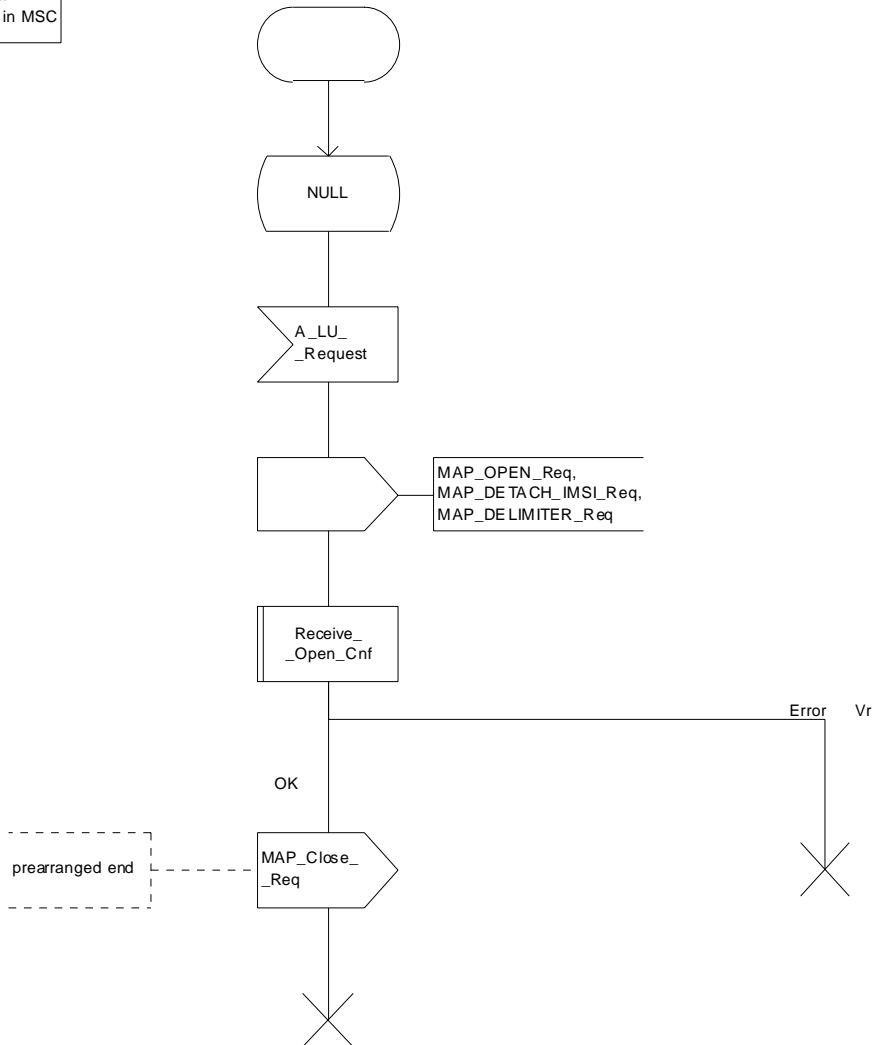


Figure 19.1.3/2: Process Detach\_IMSI\_MSC

Process Detach\_IMSI\_VLR

19.1.3\_3(1)

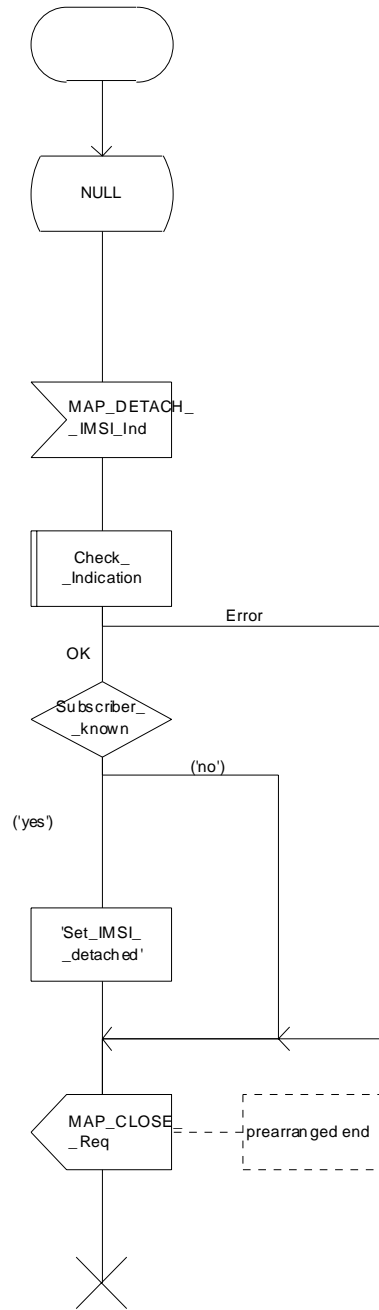


Figure 19.1.3/3:  
Detach IMSI in VLR

Figure 19.1.3/3: Process Detach\_IMSI\_VLR

## 19.1.4 Purge MS

### 19.1.4.1 General

When the VLR or the SGSN receives an indication on the O&M interface that the MS record is to be purged (either because of administrative action or because the MS has been inactive for an extended period), this procedure invokes the MAP\_PURGE\_MS service described in subclause 8.1.6 to request the HLR to set the "MS purged for non-GPRS" or the "MS purged for GPRS" flag for the MS so that any request for routing information for a mobile terminated call or a mobile terminated short message will be treated as if the MS is not reachable. The message flows are shown in figures 19.1.4/1 and 19.1.4/5.

It is optional for the network operator to delete MS records from the VLR or from the SGSN, but if the option is used the VLR or the SGSN shall notify the HLR when a record has been deleted.

The O&M process in the VLR or in the SGSN must ensure that during the MS purging procedure any other attempt to access the MS record is blocked, to maintain consistency of data.

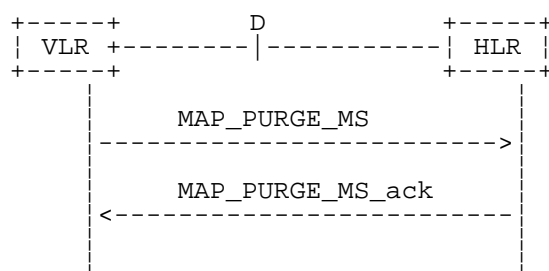


Figure 19.1.4/1: MAP-D Interface and services for MAP\_PURGE\_MS

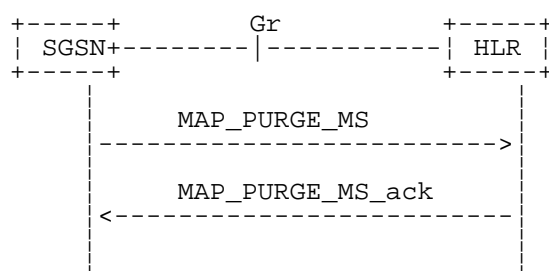


Figure 19.1.4/5: Gr Interface and services for MAP\_PURGE\_MS

### 19.1.4.2 Detailed procedure in the VLR

When the VLR receives an indication from O&M that an MS record is to be purged, it invokes the MAP\_PURGE\_MS service (see figure 19.1.4/2).

The VLR opens the dialogue to the HLR with a MAP\_OPEN request containing no user specific parameters. The MAP\_PURGE\_MS request contains the IMSI of the MS which is to be purged and the VLR number.

The VLR then waits for the MAP\_OPEN confirmation (see macro Receive\_Open\_Cnf, subclause 25.1), indicating one of:

- rejection of the dialogue (process terminates);
- reversion to version one (process terminates);
- dialogue acceptance.

If the HLR accepts the dialogue it returns a MAP\_PURGE\_MS confirmation, containing no parameter, indicating successful outcome of the procedure.



If a MAP\_PURGE\_MS confirmation containing a provider error, data error or user error, or a MAP\_P\_ABORT, MAP\_NOTICE or premature MAP\_CLOSE indication, has been received, the failure is reported to the O&M interface. Successful outcome of the procedure leads to deletion of the subscriber data and freezing of the TMSI if so requested by the HLR, and is reported to the O&M interface.

#### 19.1.4.3 Detailed procedure in the HLR

Opening of the dialogue is described in the macro Receive\_Open\_Ind in subclause 25.1. The possible outcomes are:

- termination of the procedure if the AC indicates a version 1 dialogue, as this procedure is not defined for version 1;
- termination of the procedure if there is an error;
- dialogue acceptance, in which case the procedure is as described below.

If the HLR receives a MAP\_NOTICE indication, it terminates the dialogue by sending a MAP\_CLOSE request.

If the HLR receives a MAP\_PURGE\_MS indication (see figure 19.1.4/3), it first checks the indication data (macro Check\_Indication, see subclause 25.2). If there is a parameter error the HLR terminates the dialogue by sending an appropriate error in the MAP\_PURGE\_MS response in a MAP\_CLOSE request. If there is no parameter error the HLR then checks whether the subscriber is known.

- if the subscriber is unknown, the HLR reports an error to the O&M interface, the error Unknown Subscriber is returned in the MAP\_PURGE\_MS response and the dialogue is terminated by sending a MAP\_CLOSE request ;
- if the subscriber is known, the HLR checks whether the purging notification came from the VLR or SGSN where the MS was last registered:
  - if the received VLR number and the stored VLR number match, the HLR sets the "MS purged for non-GPRS" flag for the subscriber and sends a MAP\_PURGE\_MS response containing a freeze TMSI indicator to indicate successful outcome;
  - if the received VLR number and the stored VLR number do not match, the HLR sends a MAP\_PURGE\_MS response containing an empty result to indicate successful outcome. Since the MS is known by the HLR to be in a different VLR area, it is not appropriate to block mobile terminated calls or short messages to the MS, but the VLR which initiated the purging procedure can safely purge its record for the MS without freezing the TMSI.
  - if the received SGSN number and the stored SGSN number match, the HLR sets the "MS purged for GPRS" flag for the subscriber and sends a MAP\_PURGE\_MS response containing a freeze P-TMSI indicator to indicate successful outcome;
  - if the received SGSN number and the stored SGSN number do not match, the HLR sends a MAP\_PURGE\_MS response containing an empty result to indicate successful outcome. Since the MS is known by the HLR to be in a different SGSN area, it is not appropriate to block short messages to the MS, but the SGSN which initiated the purging procedure can safely purge its record for the MS without freezing the P-TMSI.

In either cases of successful termination the HLR terminates the dialogue by sending a MAP\_CLOSE request.

#### 19.1.4.4 Detailed procedure in the SGSN

When the SGSN receives an indication from O&M that an MS record is to be purged, it invokes the MAP\_PURGE\_MS service (see figure 19.1.4/4).

The SGSN opens the dialogue to the HLR with a MAP\_OPEN request containing no user specific parameters. The MAP\_PURGE\_MS request contains the IMSI of the MS which is to be purged and the SGSN number.

The SGSN then waits for the MAP\_OPEN confirmation (see macro Receive\_Open\_Cnf, subclause 25.1), indicating one of:

- rejection of the dialogue (process terminates);
- reversion to Vr (process terminates);
- dialogue acceptance.

If the HLR accepts the dialogue it returns a MAP\_PURGE\_MS confirmation, containing no parameter, indicating successful outcome of the procedure.

If a MAP\_PURGE\_MS confirmation containing a provider error, data error or user error, or a MAP\_P\_ABORT, MAP\_NOTICE or premature MAP\_CLOSE indication, has been received, the failure is reported to the O&M interface. Successful outcome of the procedure leads to deletion of the subscriber data and freezing of the P-TMSI if so requested by the HLR, and is reported to the O&M interface.

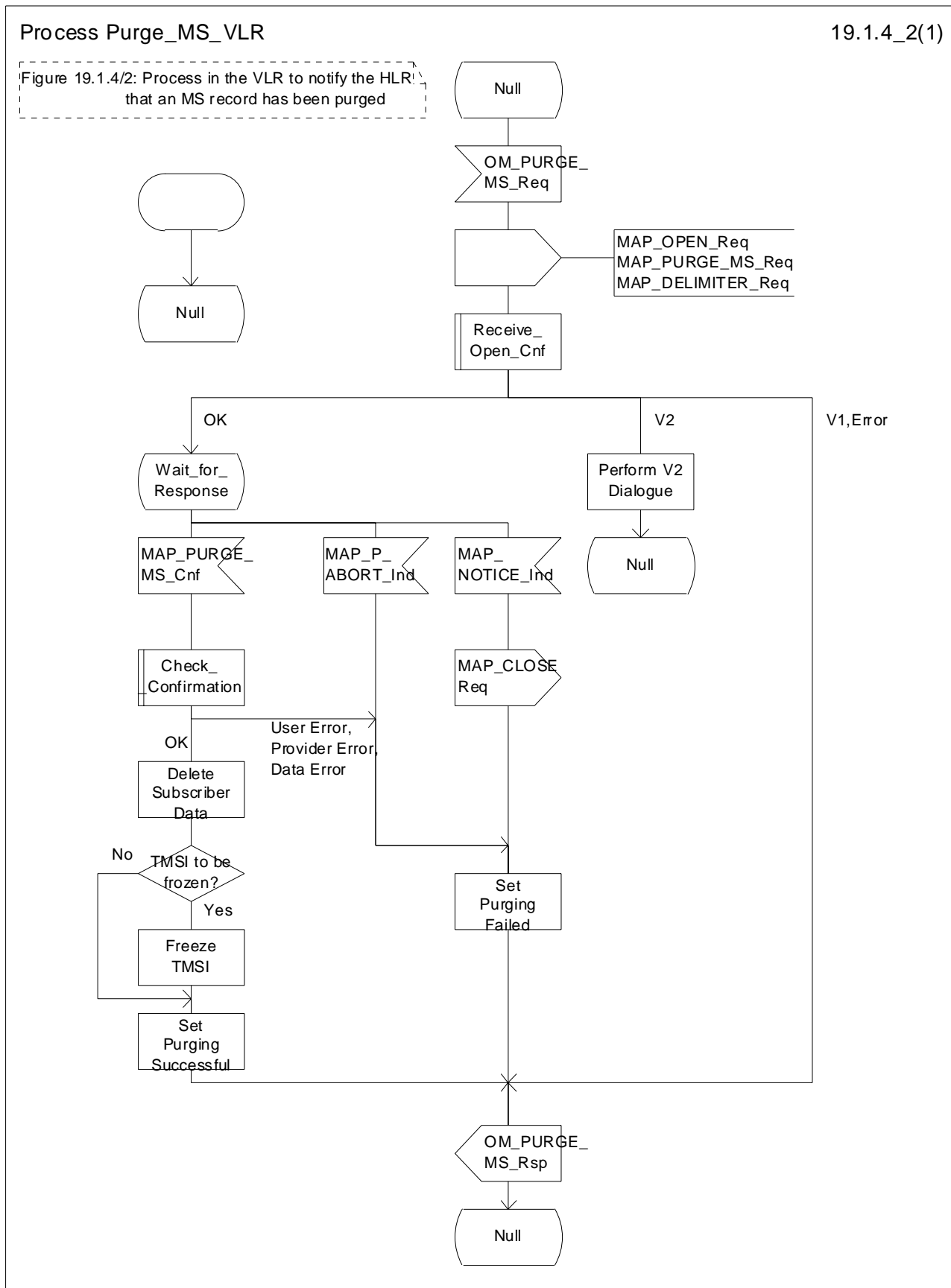


Figure 19.1.4/2: Process Purge\_MS\_VLR

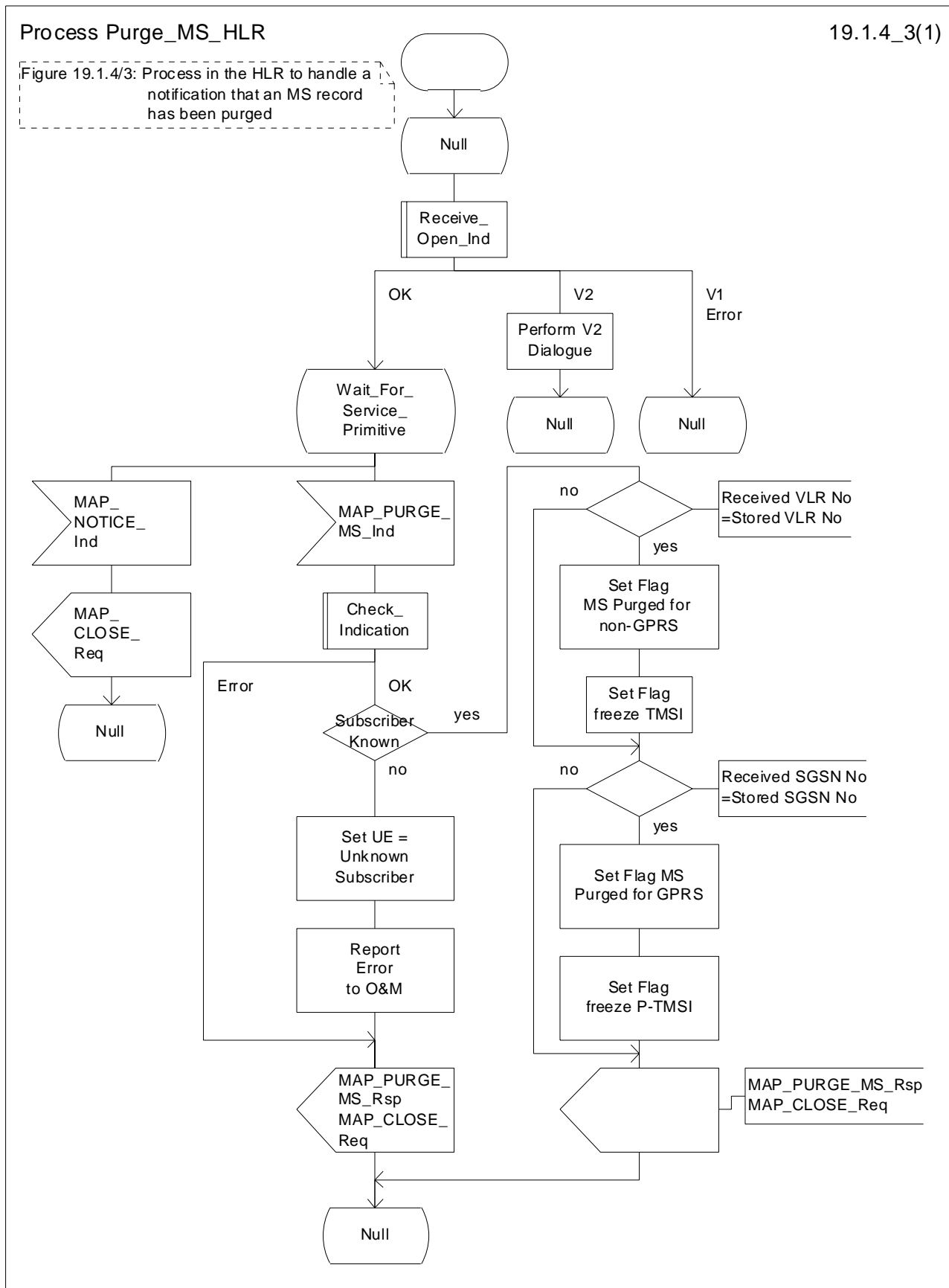


Figure 19.1.4/3: Process Purge\_MS\_HLR

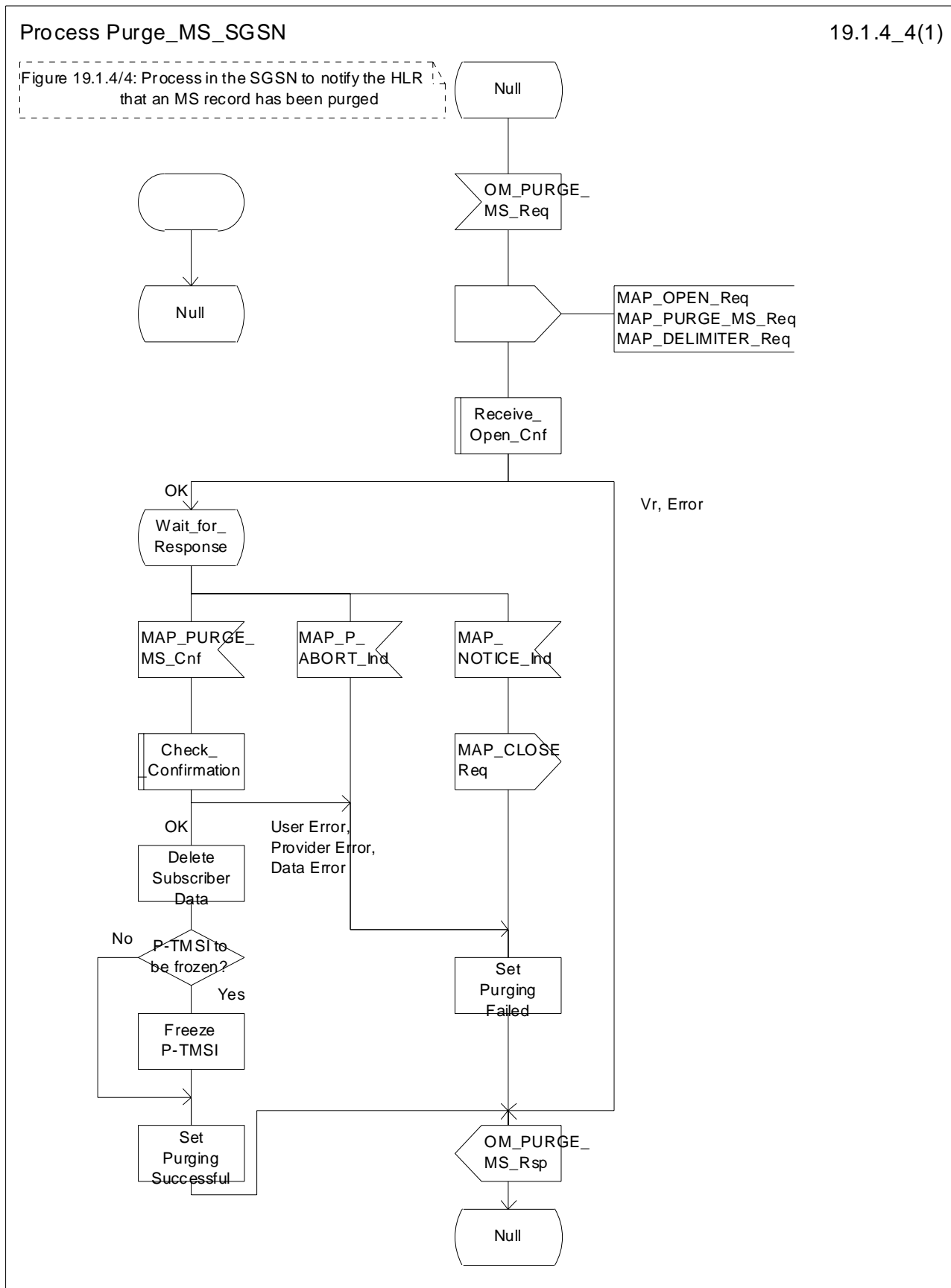


Figure 19.1.4/4: Process Purge\_MS\_SGSN

# 19.2 Handover procedure

## 19.2.1 General

The handover between different MSCs is called Inter-MSC handover. The interfaces involved for Inter-MSC handover are shown in figure 19.2/1. Following two Inter-MSC handover procedures apply:

1) Basic Inter-MSC handover:

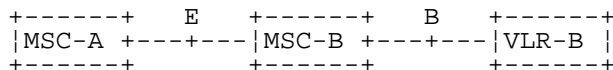
The call is handed over from the controlling MSC, called MSC-A to another MSC, called MSC-B (figure 19.2/1a).

Figure 19.2/2 shows a successful handover between MSC-A and MSC-B including a request for handover number allocation by MSC-B to VLR-B.

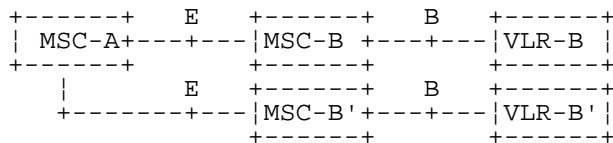
2) Subsequent Inter-MSC handover:

After the call has been handed over from MSC-A to MSC-B, a handover to either MSC-A (figure 19.2/1a) or to a third MSC (MSC-B') (figure 19.2/1b) is necessary in order to continue the connection.

Figure 19.2/3 shows a successful subsequent handover.



a) Basic handover procedure MSC-A to MSC-B and subsequent handover procedure MSC-B to MSC-A.



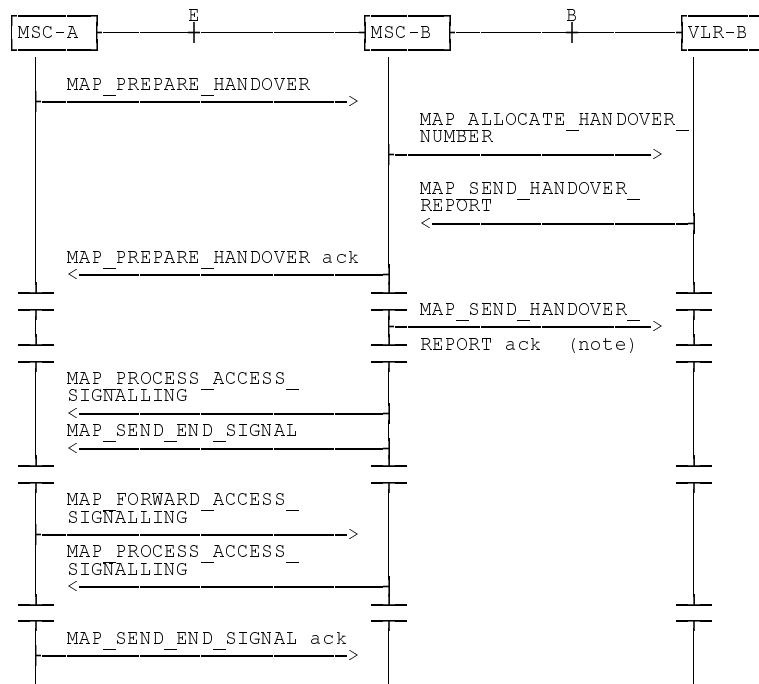
b) Subsequent handover procedure MSC-B to MSC-B'.

**Figure 19.2/1: Interface structure for handover**

The MAP handover procedures achieve the functionality required to set up an MSC-MSC dialogue, to optionally allocate a handover number and to transport BSSAP messages.

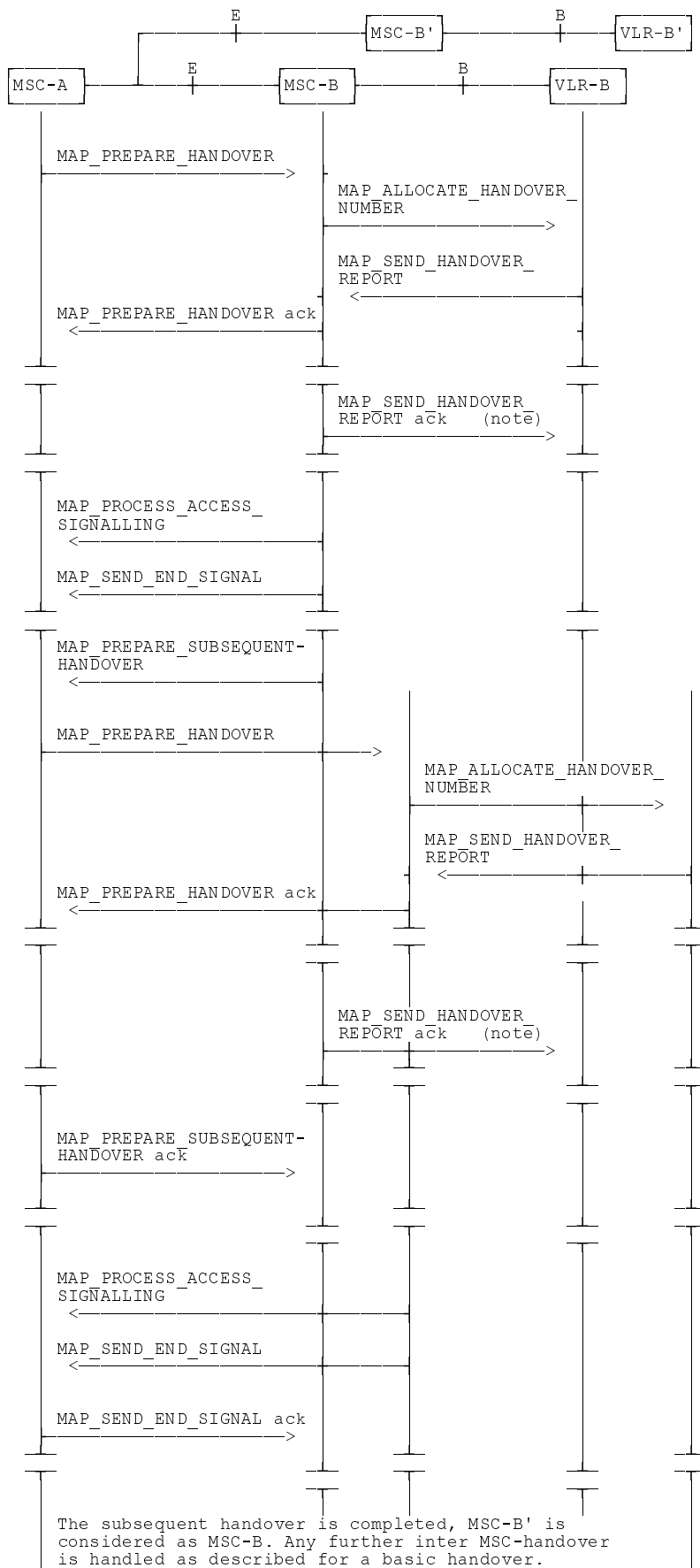
The transported BSSAP messages are controlled and handled by the Handover Control Application in the MSCs. This information will be transparent to the MAP protocol. If the MSC receives via the MAP protocol BSSAP messages, this information will be forwarded to the Handover Control Application (shown in the handover SDL diagrams with the internal HO\_CA signalling, it is an internal process in the MSC) and vice versa if the Handover Control Application requires the sending of BSSAP messages via the MAP protocol.

For detailed interworking between the A-interface and MAP procedures, see GSM 03.09 and GSM 09.10.



NOTE: This can be sent at any time after the connection between MSC-A and MSC-B is established.

**Figure 19.2/2: Example of a successful basic handover procedure to MSC-B**



NOTE: This can be sent at any time after the connection between MSC-A and MSC-B is established.

Figure 19.2/3: Example of a handover towards a third MSC



## 19.2.2 Handover procedure in MSC-A

This subclause describes the handover procedure in MSC-A, including the request for a basic handover to another MSC (MSC-B), subsequent handover to a third MSC (MSC-B') or back to the controlling MSC (MSC-A).

### 19.2.2.1 Basic handover

When MSC-A has decided that a call has to be handed over to MSC-B, the Handover Control Application in MSC-A requests the MAP application to initiate the MAP\_PREPARE\_HANOVER request to MSC-B.

MSC-A opens the dialogue to MSC-B with a MAP\_OPEN request containing no user specific parameters and sends a MAP\_PREPARE\_HANOVER request. This request may optionally contain an indication that a handover number allocation is not required, targetCellId, for compatibility reasons, and all information required by MSC-B to allocate the necessary radio resources.

If MSC-B accepts the dialogue, it returns a MAP\_PREPARE\_HANOVER confirmation containing a handover number, unless the request has included the HO-NumberNotRequired parameter, and BSSAP information which is forwarded to and handled by the Handover Control Application in MSC-A.

Optionally MSC-A can receive, after a MAP\_PREPARE\_HANOVER confirmation, a MAP\_PROCESS\_ACCESS\_SIGNALLING indication containing BSSAP information.

When the connection has been established between the MS and MSC-B, MSC-A will be informed by a MAP\_SEND\_END\_SIGNAL indication.

When MSC-A wants to clear the connection with BSS-B, an indication from the Handover Control Application is received in the Map Application to send the MAP\_SEND\_END-SIGNAL response to MSC-B to close the MAP dialogue.

MSC-A may abort the handover procedure at any time (e.g. if the call is cleared).

### 19.2.2.2 Handling of access signalling

If required, the Handover Control Application in MSC-A requests the MAP application to invoke the MAP\_FORWARD\_ACCESS\_SIGNALLING request containing the information to be transferred to the A-interface of MSC-B (e.g. call control information).

MAP\_FORWARD\_ACCESS\_SIGNALLING is a non-confirmed service.

MSC-B will then forward the required information to the Handover Control Application. The MAP\_FORWARD\_ACCESS\_SIGNALLING is composed in such a way that the information can be passed transparently to the A-interface for call control and mobility management information. Any response received in MSC-B from the A-interface that should be brought to MSC-A will require a new independent request from the Handover Control Application in MSC-B to MSC-A by invoking a MAP\_PROCESS\_ACCESS\_SIGNALLING request.

### 19.2.2.3 Other procedures in stable handover situation

During a call and after handover, a number of procedures between MSC-A and BSS-B controlled by or reported to MSC-A may be initiated in both directions by invoking a MAP\_FORWARD\_ACCESS\_SIGNALLING request and reception of a MAP\_PROCESS\_ACCESS\_SIGNALLING indication.

### 19.2.2.4 Subsequent handover

When MSC-A receives a MAP\_PREPARE\_SUBSEQUENT\_HANOVER request, it will start the procedure of handing the call over to a third MSC (MSC-B'), or back to the controlling MSC (MSC-A). If the new handover procedure towards MSC-B' or MSC-A is successful, the handover control application in MSC-A will request the release of the dialogue towards MSC-B by sending the MAP\_SEND\_END\_SIGNAL confirmation.

### 19.2.2.5 SDL Diagrams

The SDL diagrams on the following pages describe the user processes in MSC-A for the procedures described in this subclause.

The services used are defined in subclause 8.4.

NOTE: The message primitives HO\_CA\_MESSAGE used in the SDL-Diagrams are used to show the internal co-ordination between the MAP application and the Handover Control Application. For a detailed description of the co-ordination between the applications for the handover procedure, see GSM 03.09.

Note that in case of reception of errors from the MSCs (see the Handover error handling macro), the MAP user reports them to the Handover Control Application and does not take any action except in cases explicitly mentioned in the SDL diagrams.

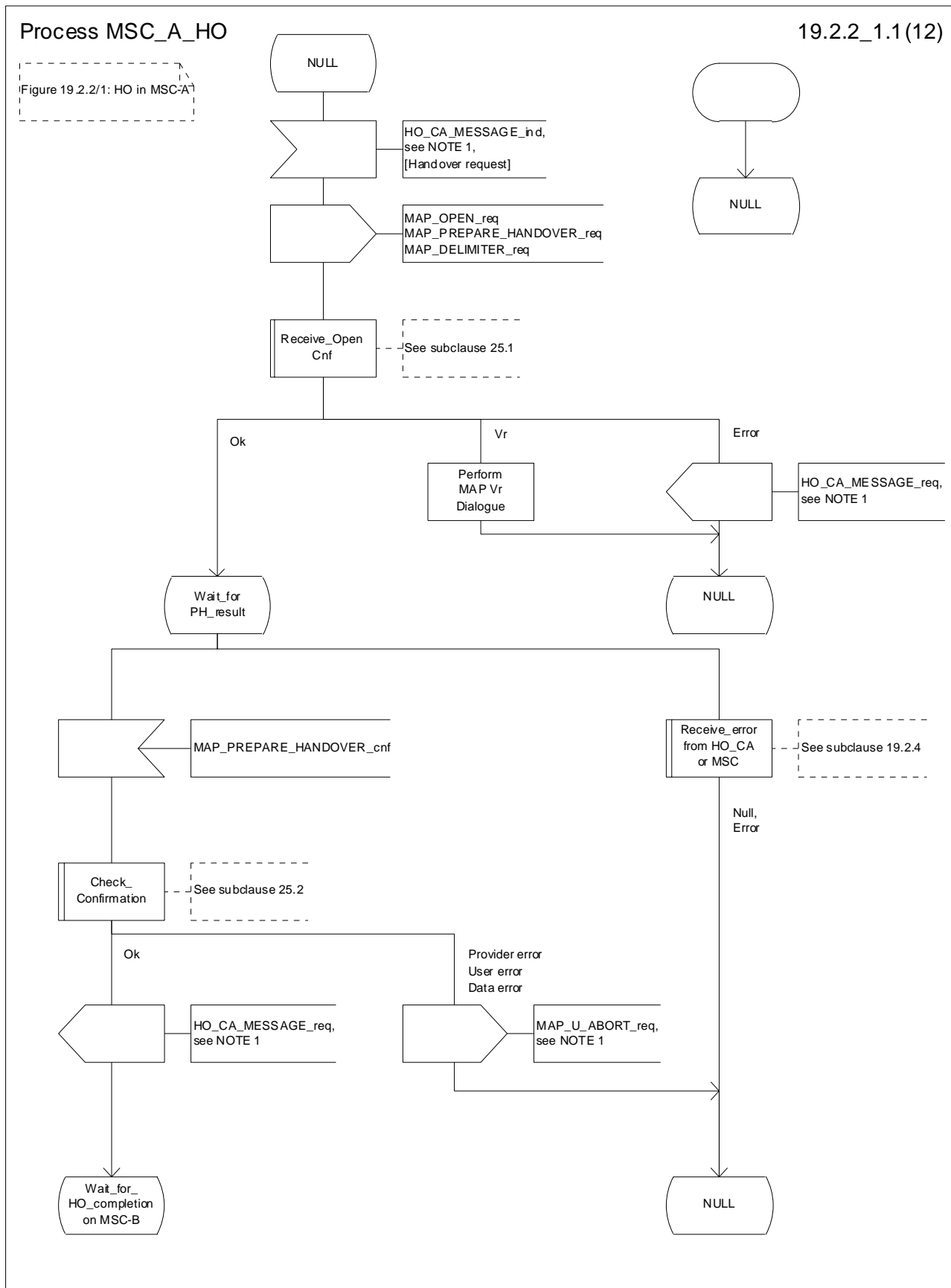


Figure 19.2.2/1 (sheet 1 of 12): Process MSC\_A\_HO

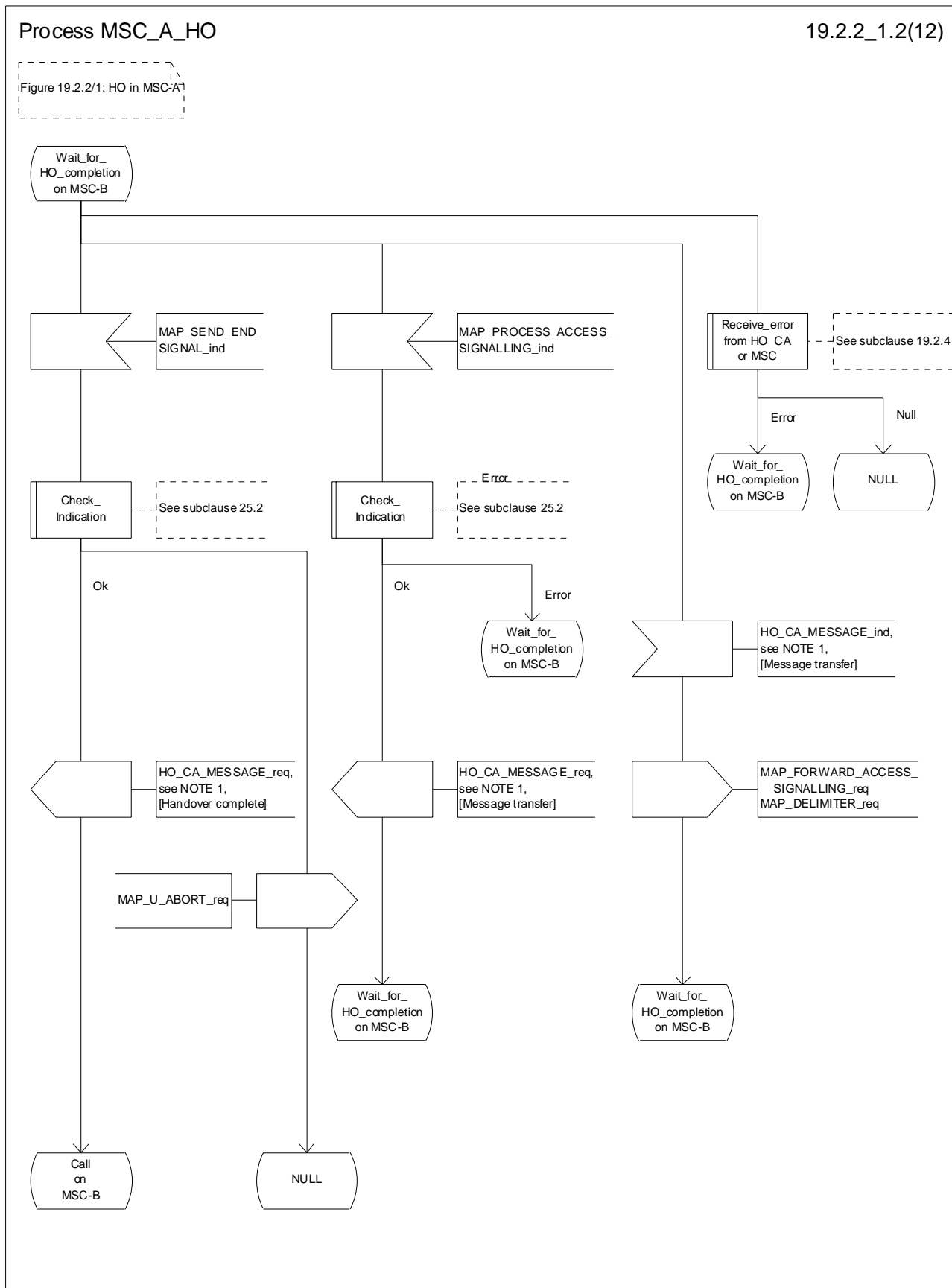


Figure 19.2.2/1 (sheet 2 of 12): Process MSC\_A\_HO

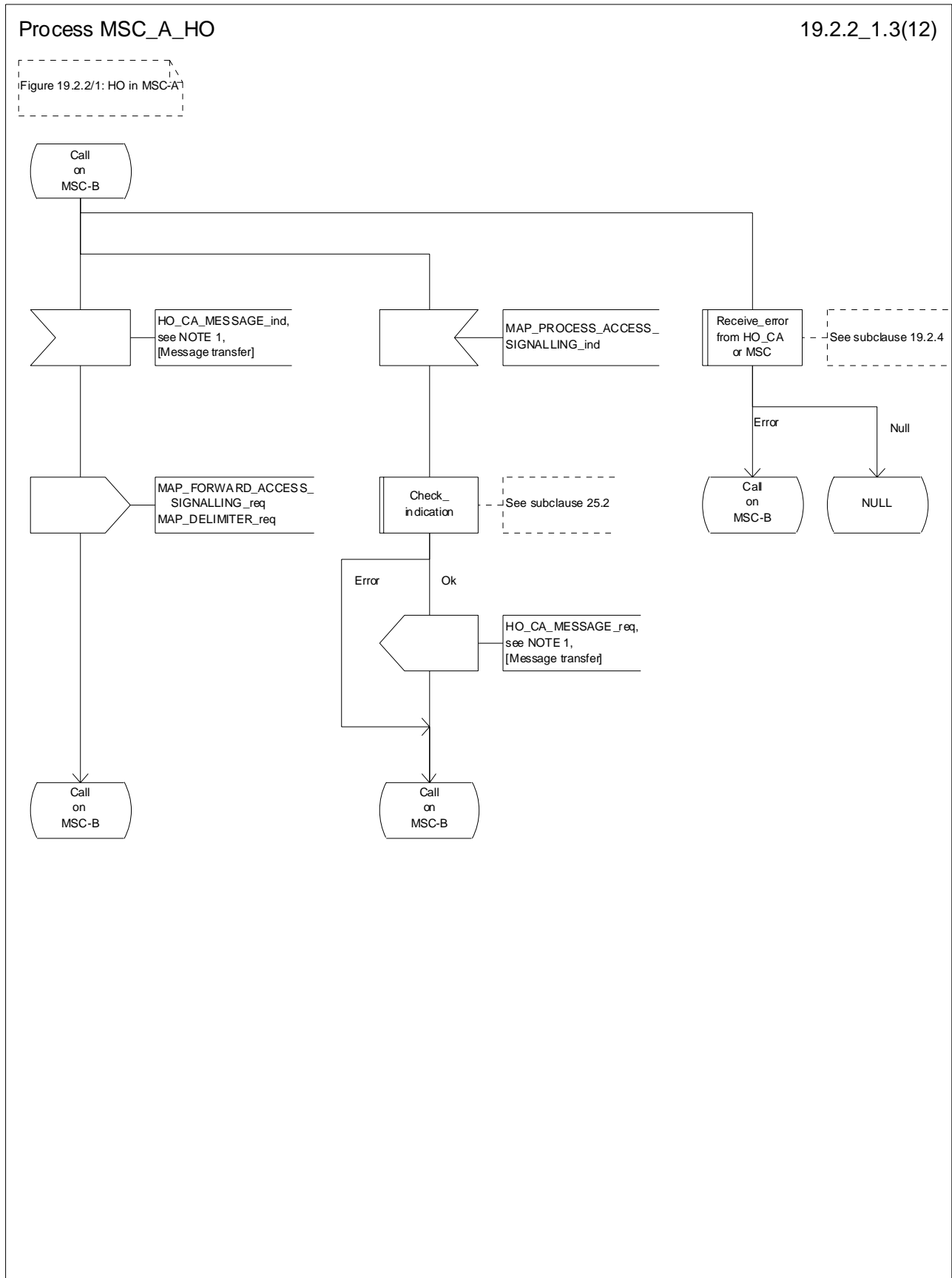


Figure 19.2.2/1 (sheet 3 of 12): Process MSC\_A\_HO

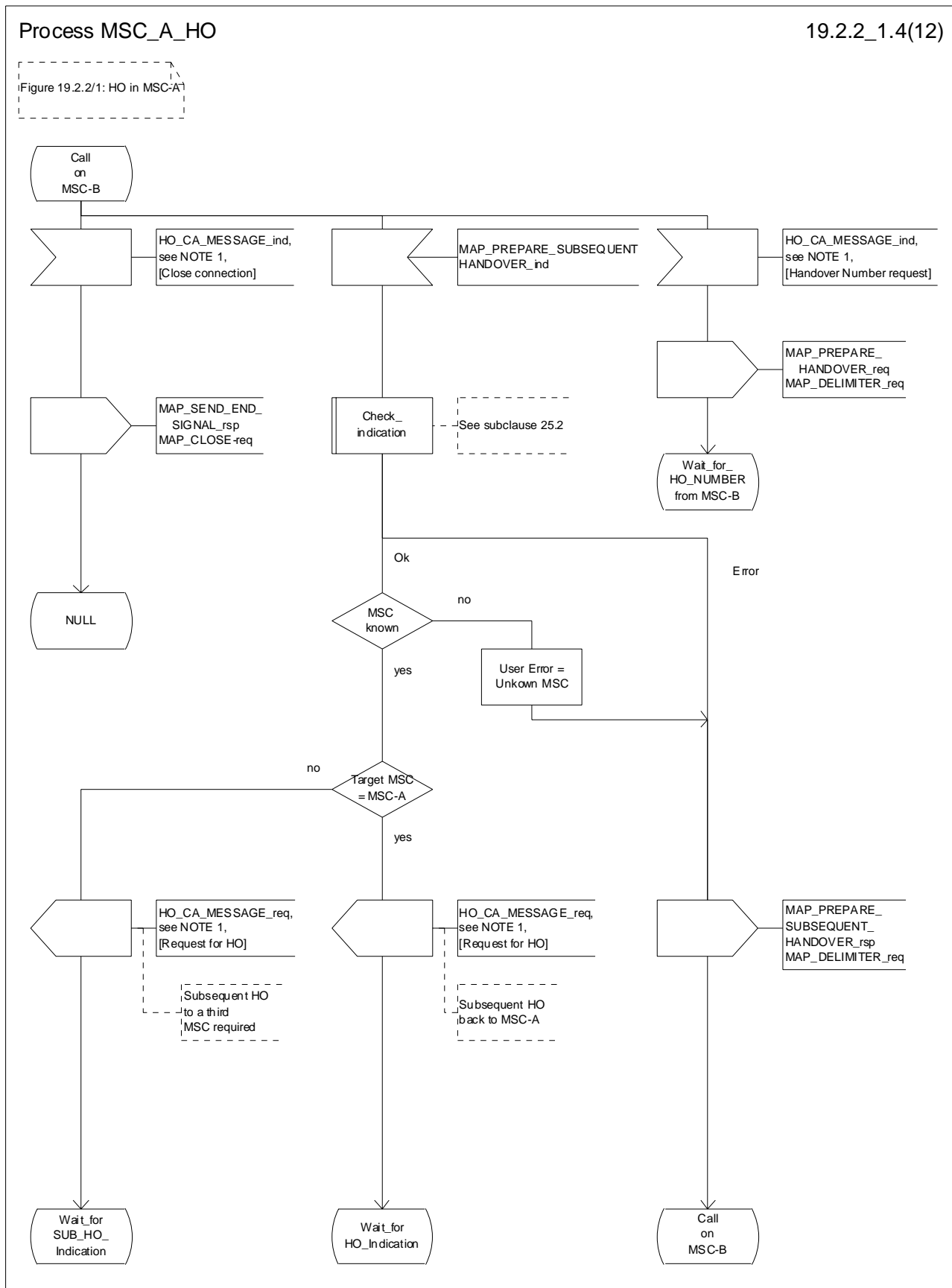


Figure 19.2.2/1 (sheet 4 of 12): Process MSC\_A\_HO

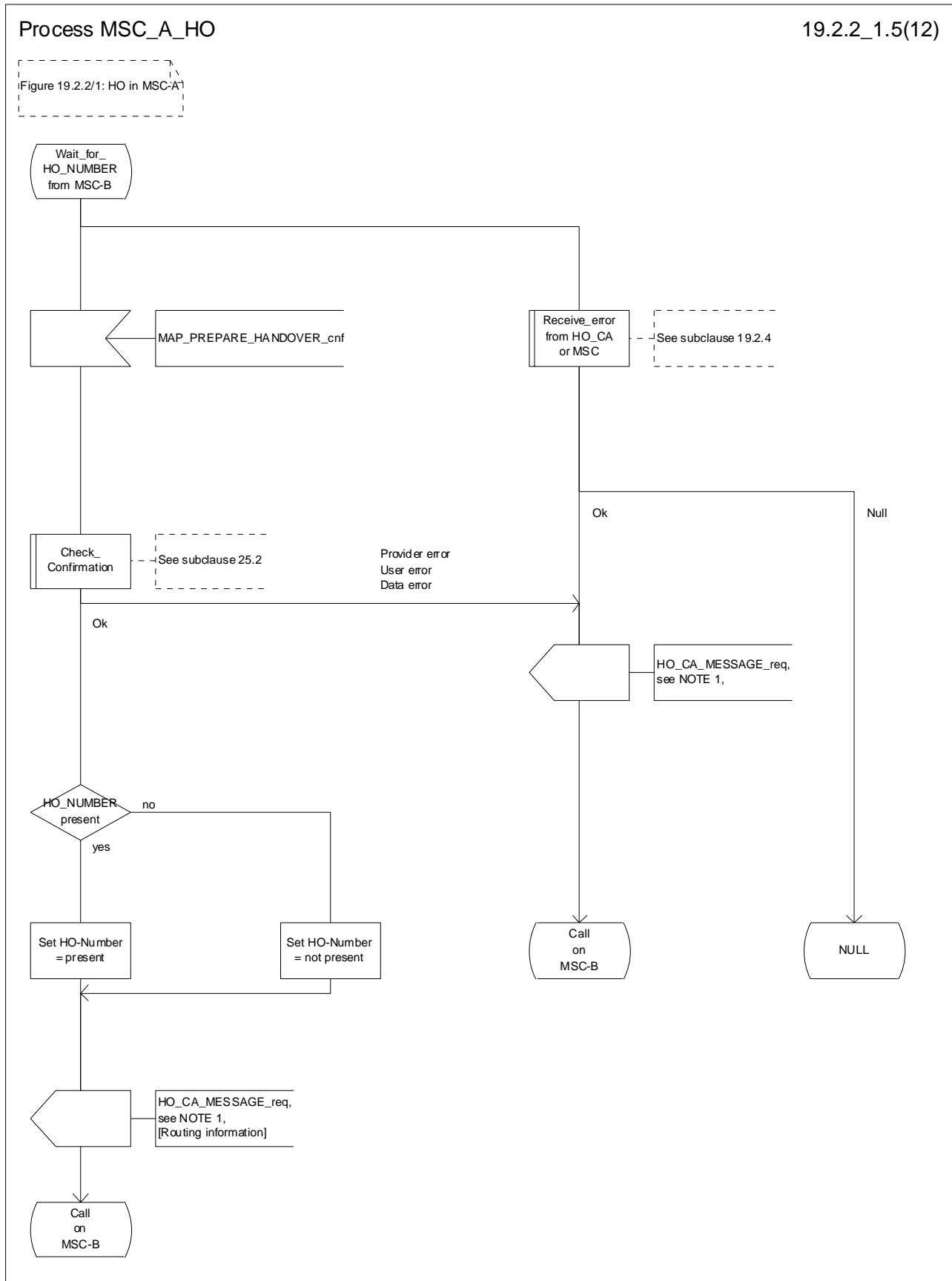


Figure 19.2.2/1 (sheet 5 of 12): Process MSC\_A\_HO

Process MSC\_A\_HO

19.2.2\_1.6(12)

Figure 19.2.2/1: HO in MSC-A

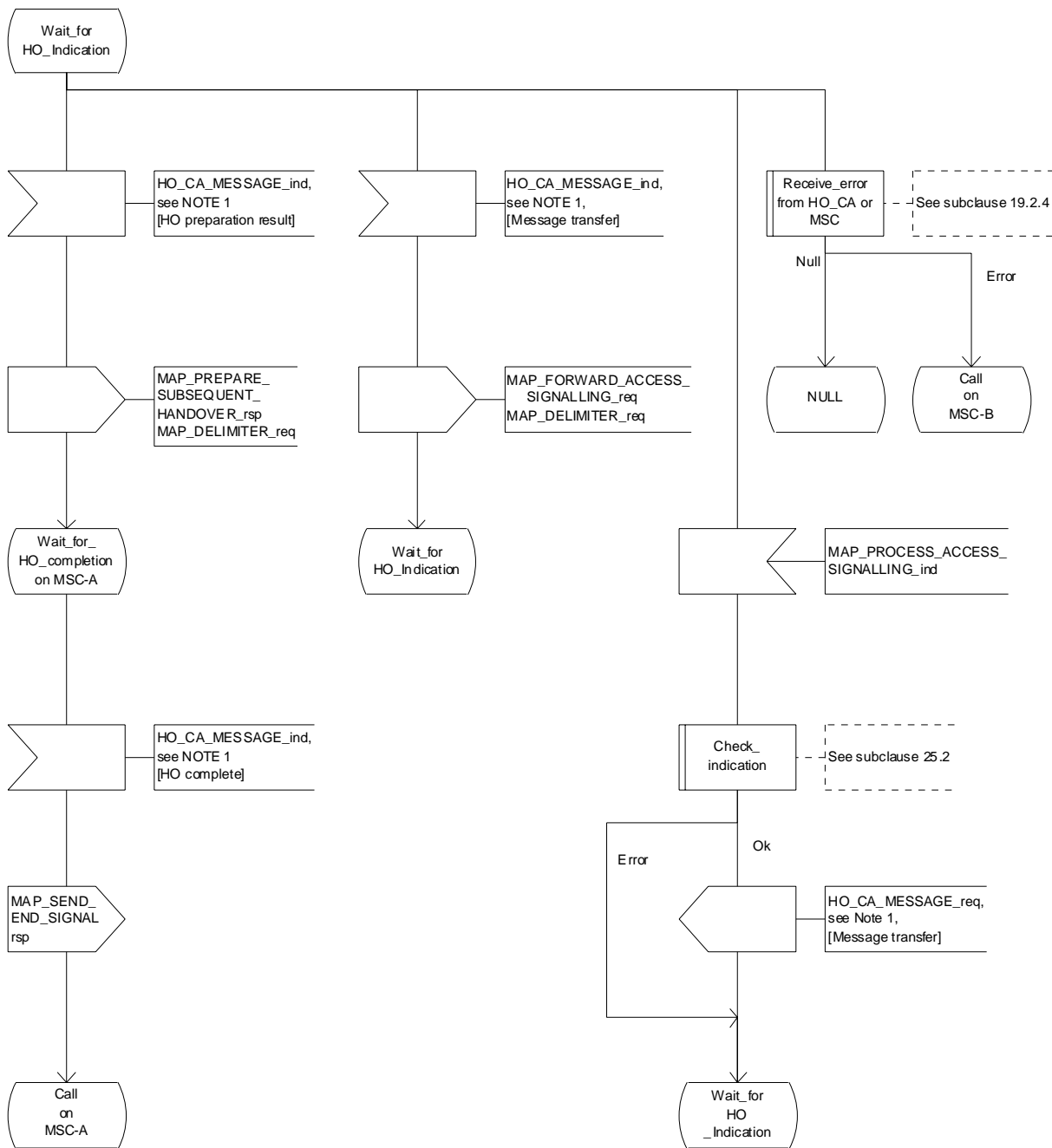


Figure 19.2.2/1 (sheet 6 of 12): Process MSC\_A\_HO



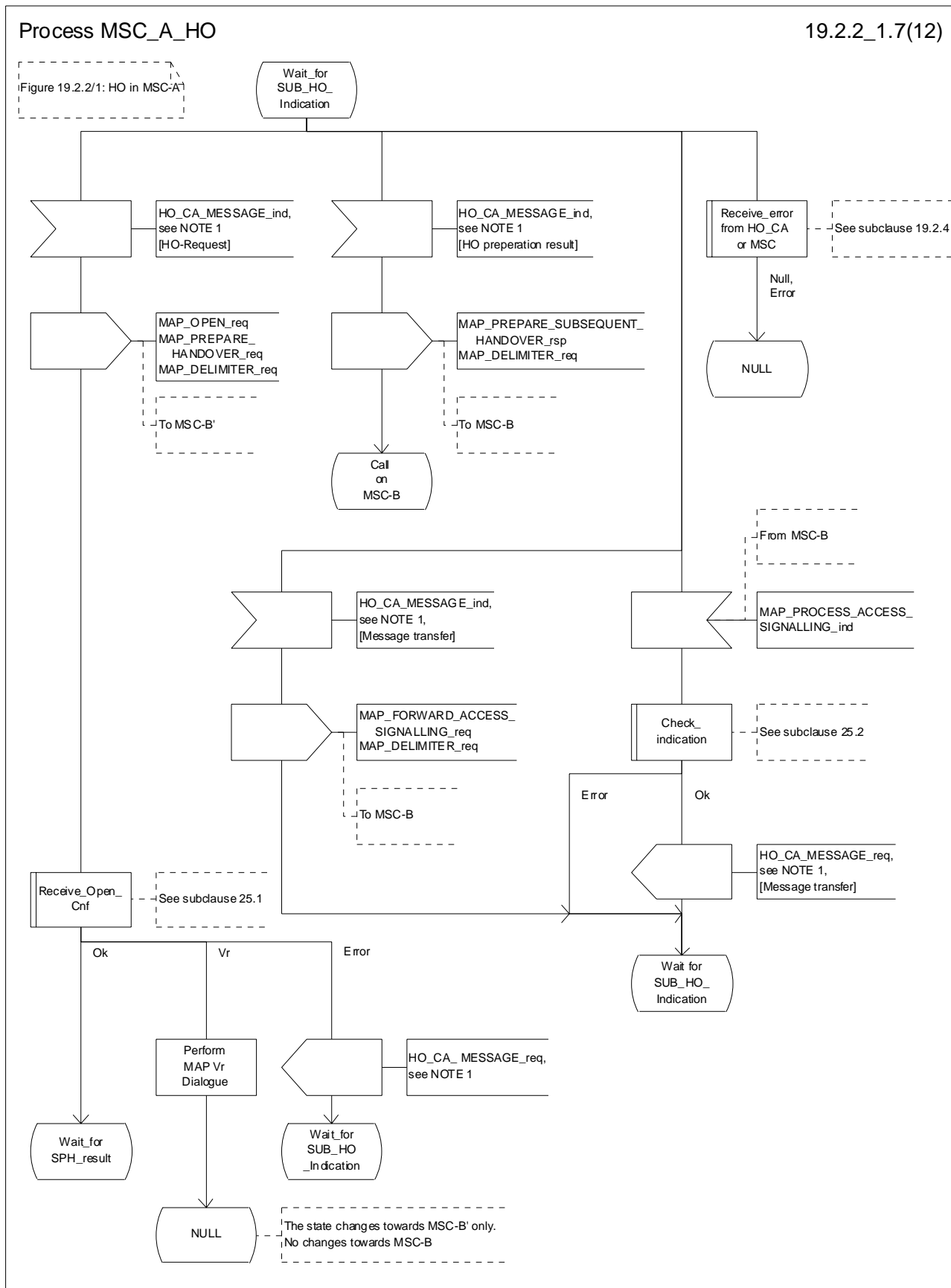


Figure 19.2.2/1 (sheet 7 of 12): Process MSC\_A\_HO

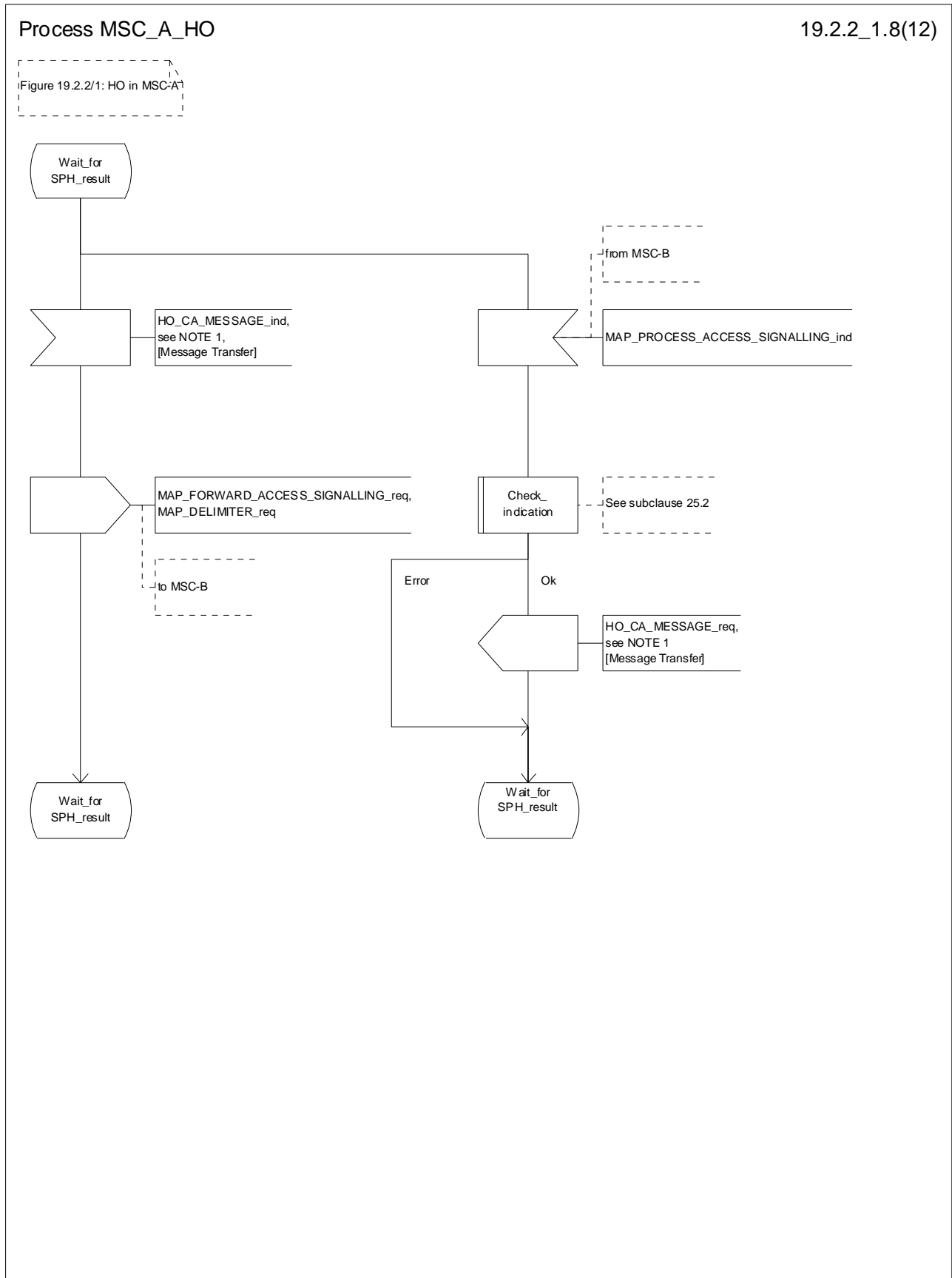


Figure 19.2.2/1 (sheet 8 of 12): Process MSC\_A\_HO

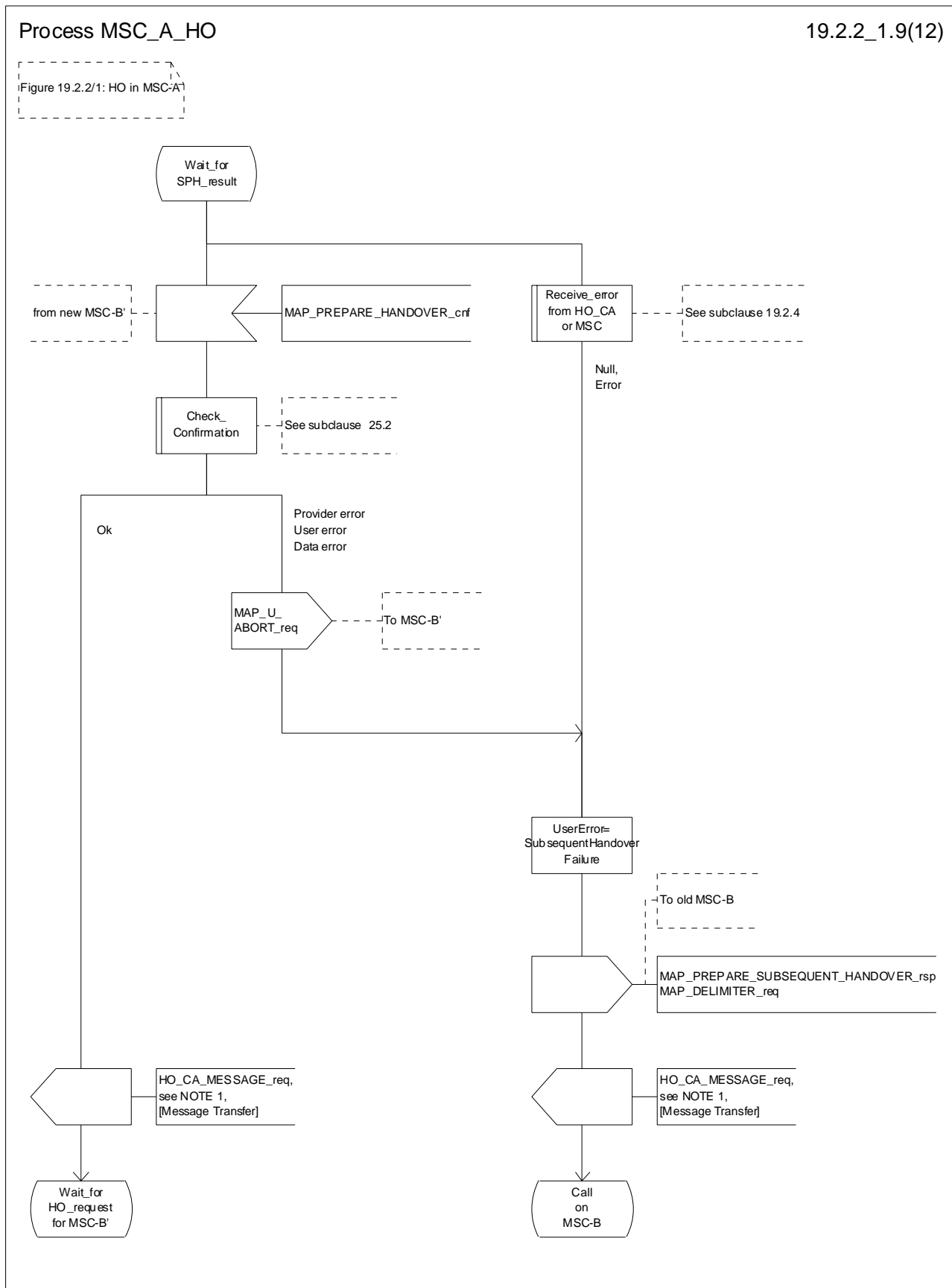


Figure 19.2.2/1 (sheet 9 of 12): Process MSC\_A\_HO

Process MSC\_A\_HO

19.2.2\_1.10(12)

Figure 19.2.2/1: HO in MSC-A

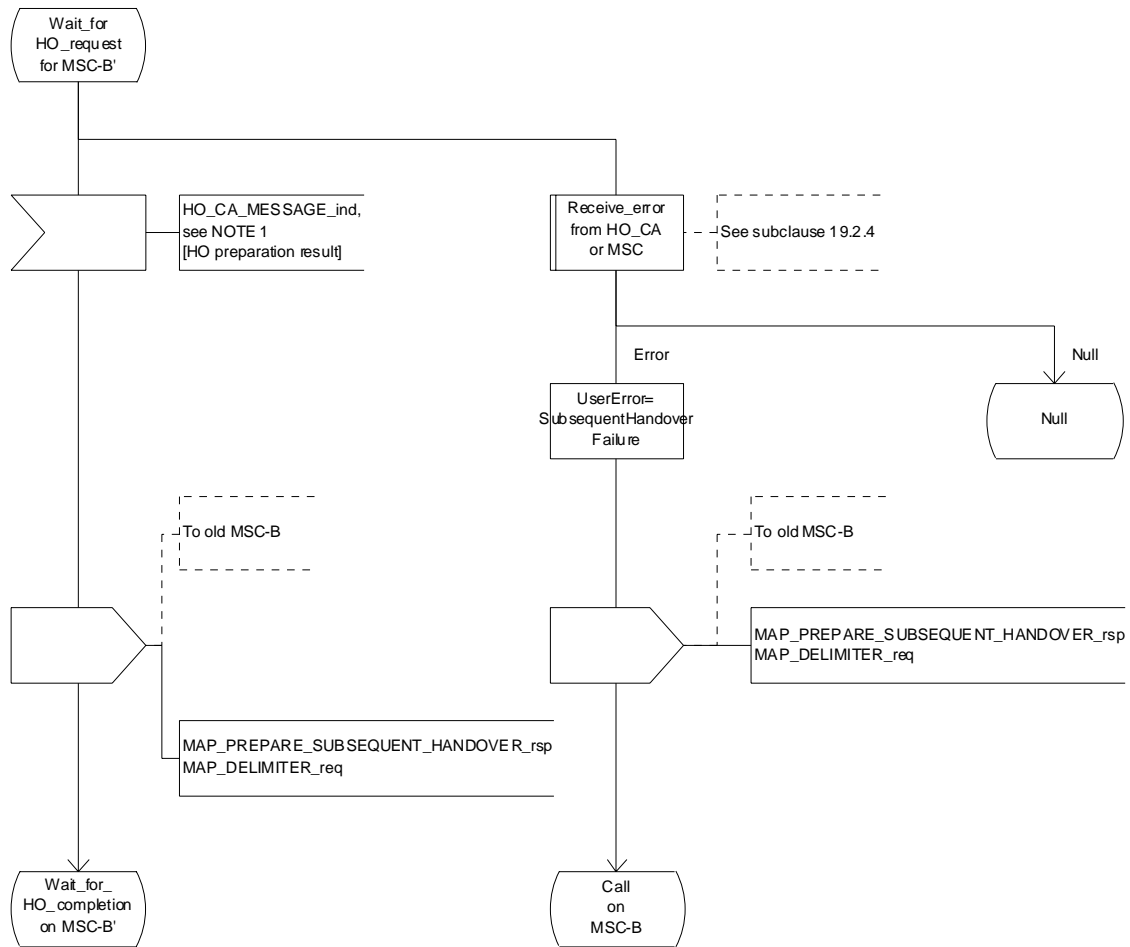


Figure 19.2.2/1 (sheet 10 of 12): Process MSC\_A\_HO

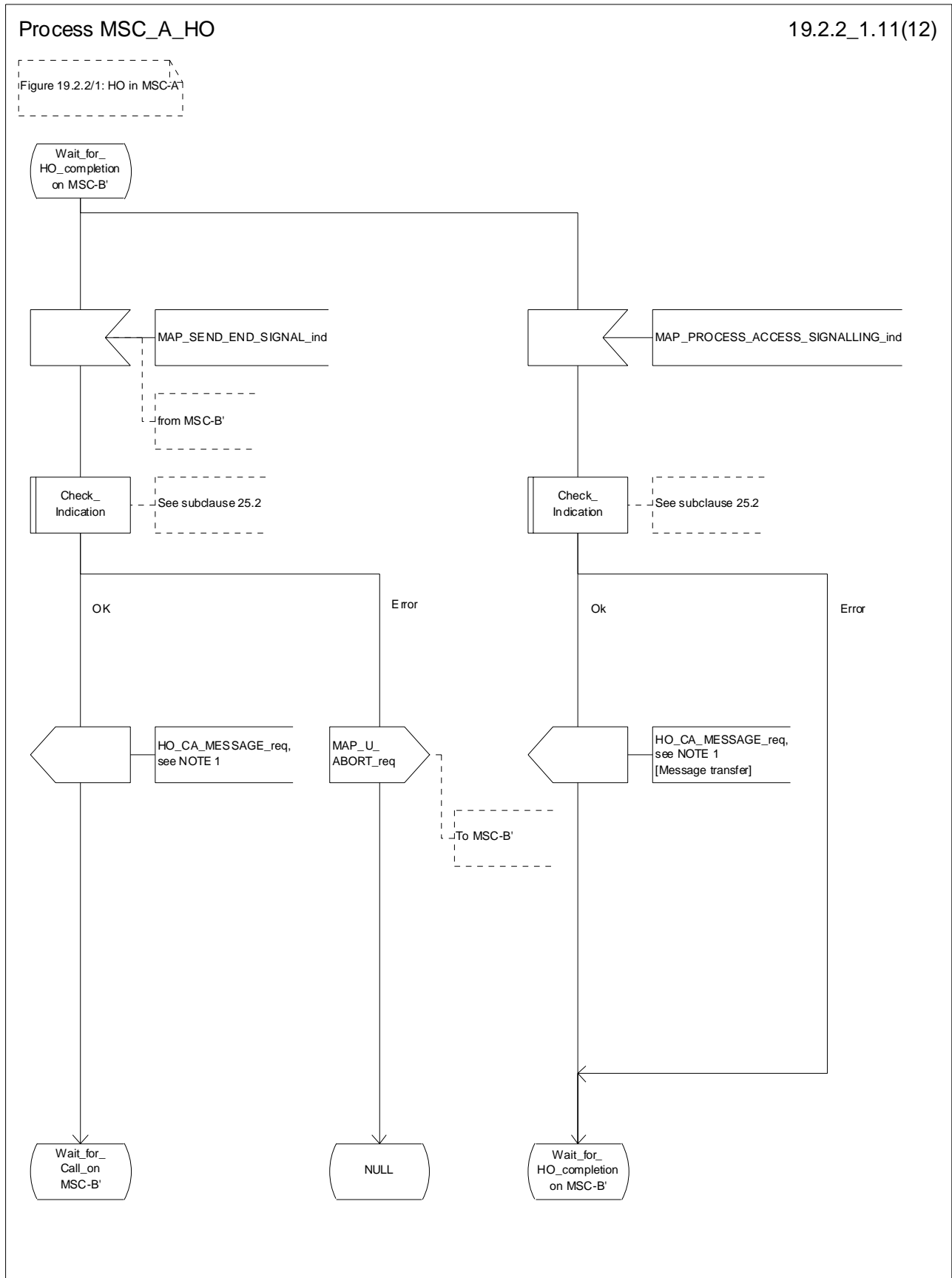


Figure 19.2.2/1 (sheet 11 of 12): Process MSC\_A\_HO

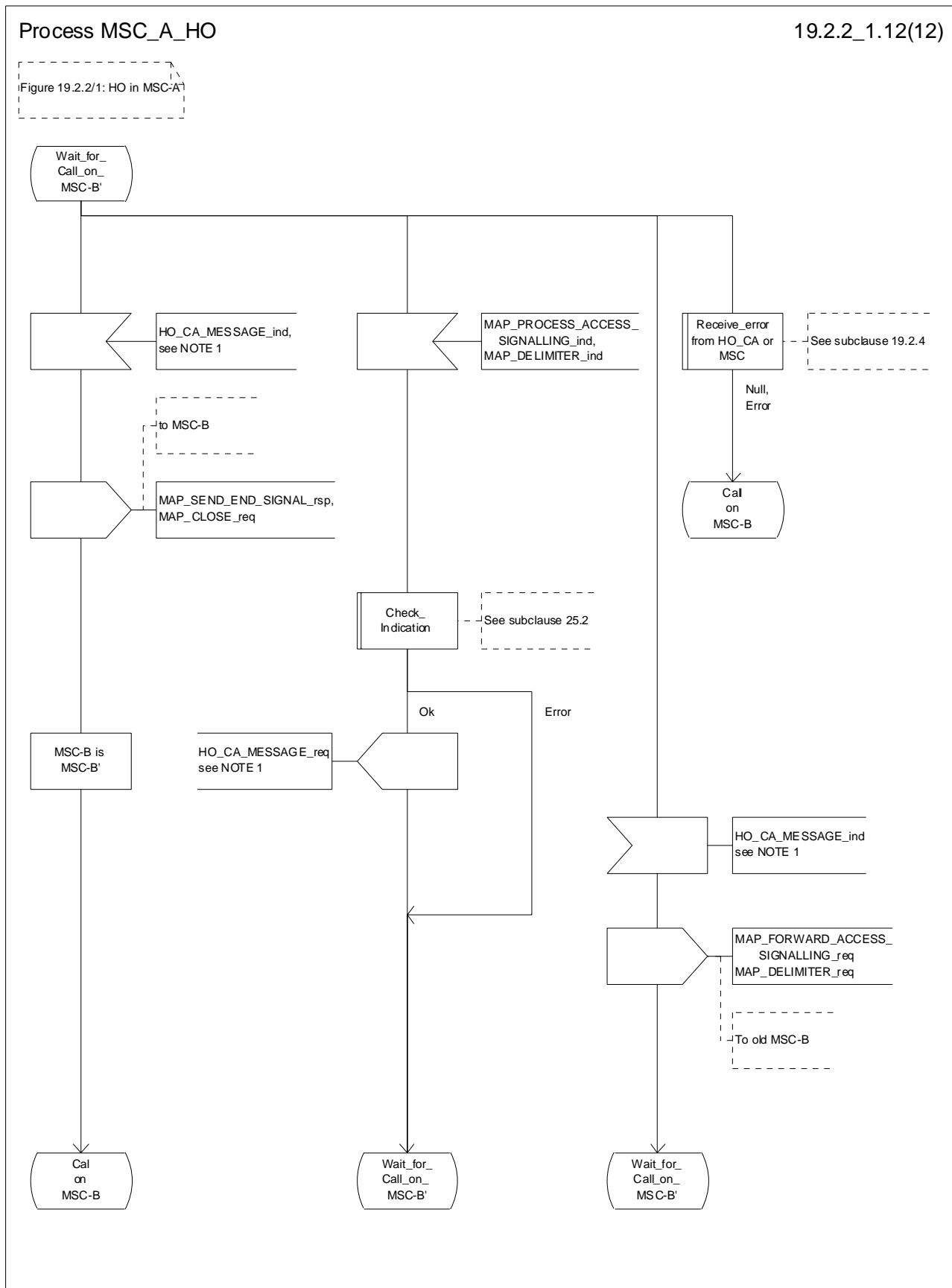


Figure 19.2.2/1 (sheet 12 of 12): Process MSC\_A\_HO

### 19.2.3 Handover procedure in MSC-B

This subclause describes the handover procedure in MSC-B, including the request for a handover from another MSC (MSC-A), subsequent handover to a third MSC (MSC-B') or back to the controlling MSC (MSC-A).

#### 19.2.3.1 Basic handover

Opening of the dialogue is described in the macro `Receive_Open_Ind` in subclause 25.1.

When MSC-B process receives a `MAP_PREPARE_HANOVER` indication from MSC-A, MSC-B requests its associated VLR to provide a handover number, unless the parameter `HO-NumberNotRequired` is received in the indication.

When the connection between the MS and MSC-B is established on MSC-B, the Handover Control Application will request the MAP application to indicate this event to MSC-A by invoking the `MAP_SEND_END_SIGNAL` request. When a call is released, MSC-A will inform MSC-B by `MAP_SEND_END_SIGNAL` response and the MAP dialogue between MSC-A and MSC-B is closed.

#### 19.2.3.2 Allocation of handover number

When a handover number is required, a `MAP_ALLOCATE_HANOVER_NUMBER` request will be sent to the VLR. The handover number is received in the `MAP_SEND_HANOVER_REPORT` request, and will be included in the `MAP_PREPARE_HANOVER` response to MSC-A.

As soon as the call from MSC-A using the handover number arrives in MSC-B, MSC-B shall release the handover number in the VLR using the `MAP_SEND_HANOVER_REPORT` response.

#### 19.2.3.3 Handling of access signalling

If required by the Handover Control Application, MSC-B invokes the `MAP_PROCESS_ACCESS_SIGNALLING` request containing the information received on the A-interface that should be transferred to MSC-A (e.g. call control information).

`MAP_PROCESS_ACCESS_SIGNALLING` is a non-confirmed service and any response from MSC-A will require a `MAP_FORWARD_ACCESS_SIGNALLING` request.

#### 19.2.3.4 Other procedures in stable handover situation

During a call and after handover, a number of procedures between MSC-A and BSS-B controlled by or reported to MSC-A may be initiated by involving access signalling transfer in both directions.

#### 19.2.3.5 Subsequent handover

The procedure is used when the Handover Control Application in MSC-B has decided that a call is to be handed over to another MSC (either back to the controlling MSC (MSC-A) or to a third MSC (MSC-B')).

After the `MAP_PREPARE_SUBSEQUENT_HANOVER` response is received from MSC-A, MSC-B will await the disconnection of the call. Once the disconnect is complete, MSC-B will inform its VLR by invoking the `MAP_SEND_HANOVER_REPORT` confirmation. VLR-B will then release the allocated handover number.

The subsequent handover procedure is shown in figure 19.2/3.

#### 19.2.3.6 SDL Diagrams

The SDL diagrams on the following pages describe the user process in MSC-B for the procedures described in this subclause.

The services used are defined in subclause 8.4.

NOTE 1: The message primitives HO\_CA\_MESSAGE in the SDL-diagrams are used to show the internal co-ordination between the MAP application and the Handover Control Application. For a detailed description of the co-ordination between the applications for the handover procedure, see GSM 03.09.

NOTE 2: The order in the SDL diagrams to allocate first the handover number and then the radio resources is not binding.



Process MSC\_B\_HO

19.2.3\_1.1(11)

Figure 19.2.3/1: HO in MSC-B

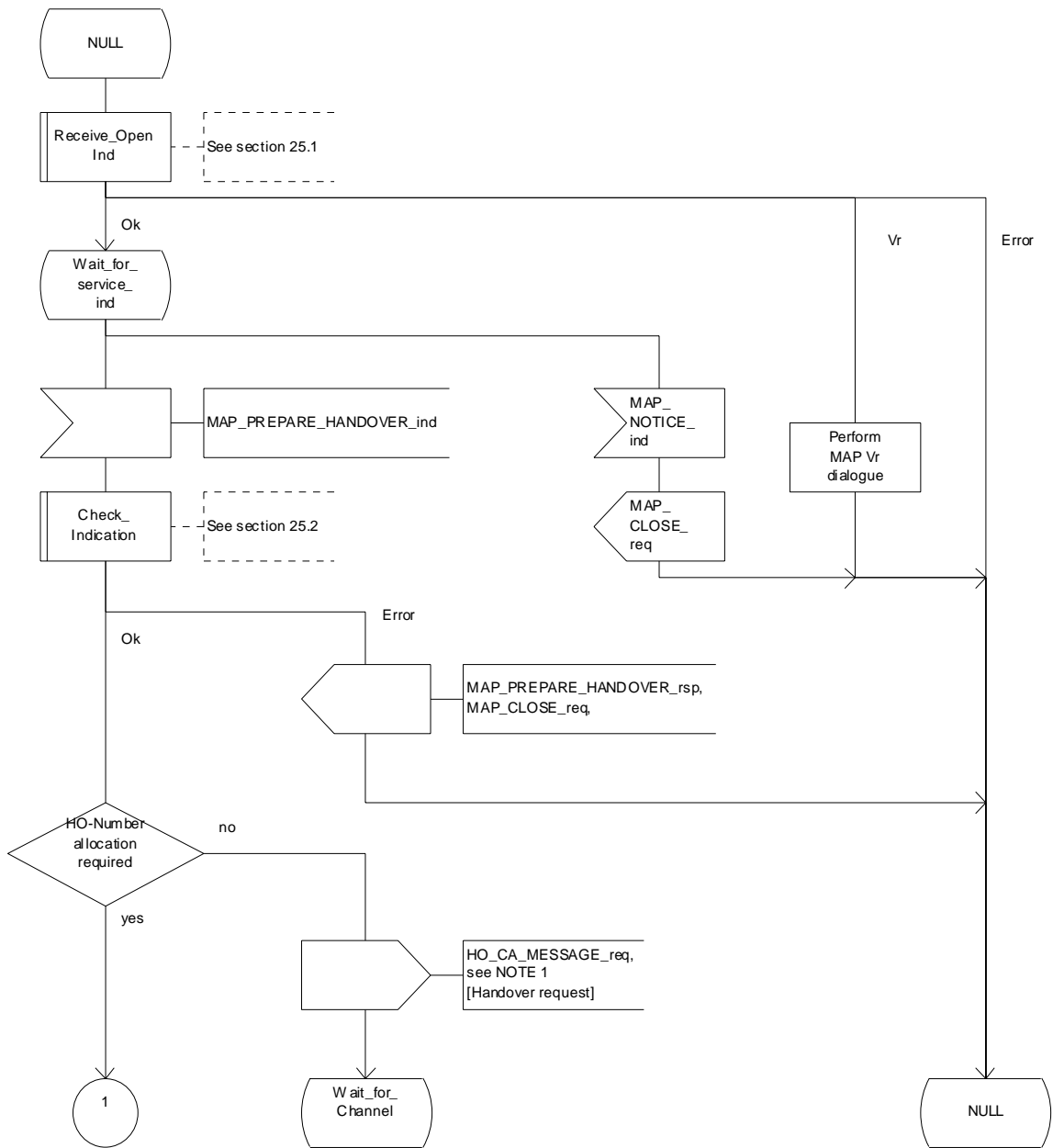


Figure 19.2.3/1 (sheet 1 of 11): Process MSC\_B\_HO

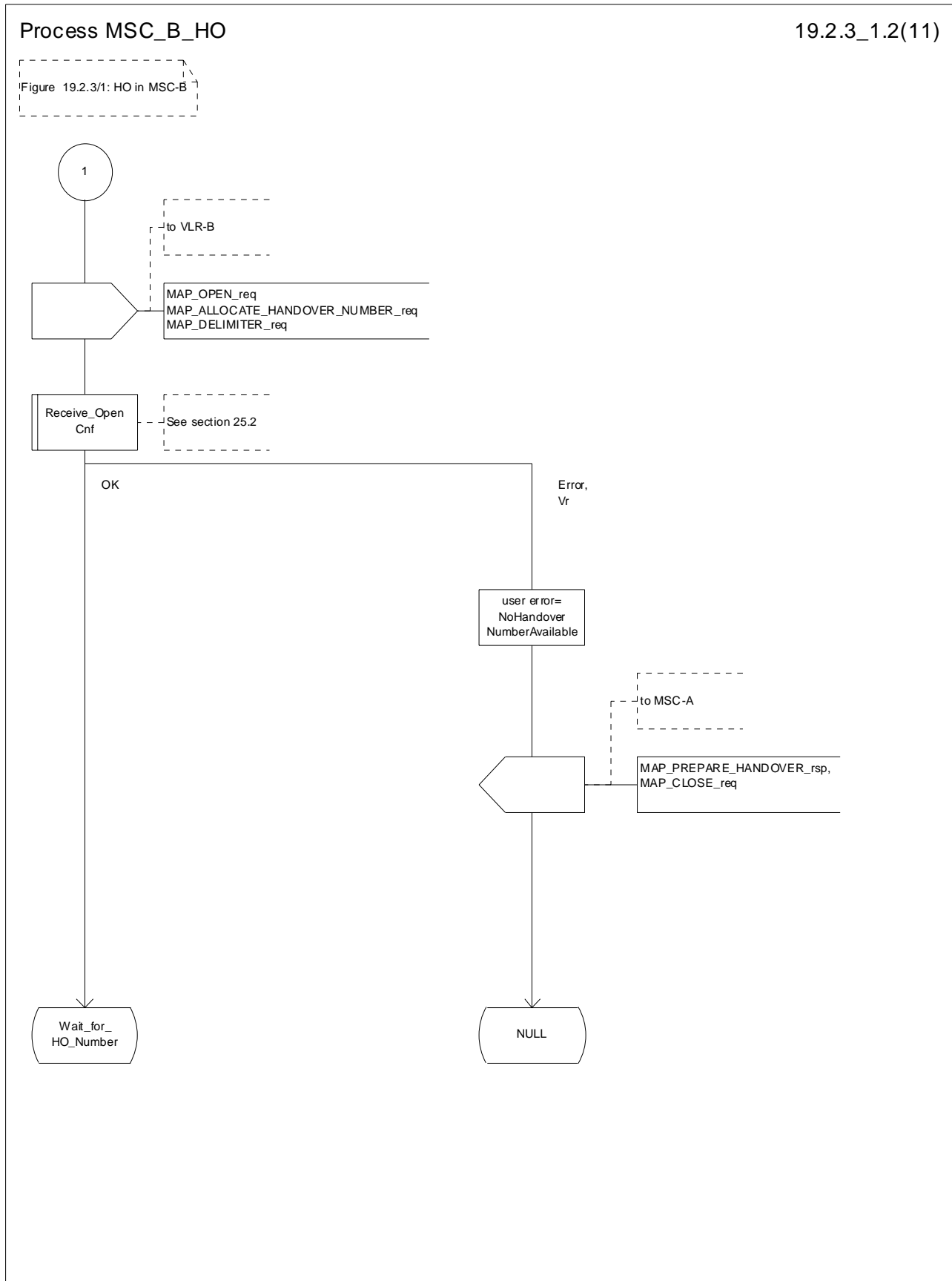


Figure 19.2.3/1 (sheet 2 of 11): Process MSC\_B\_HO

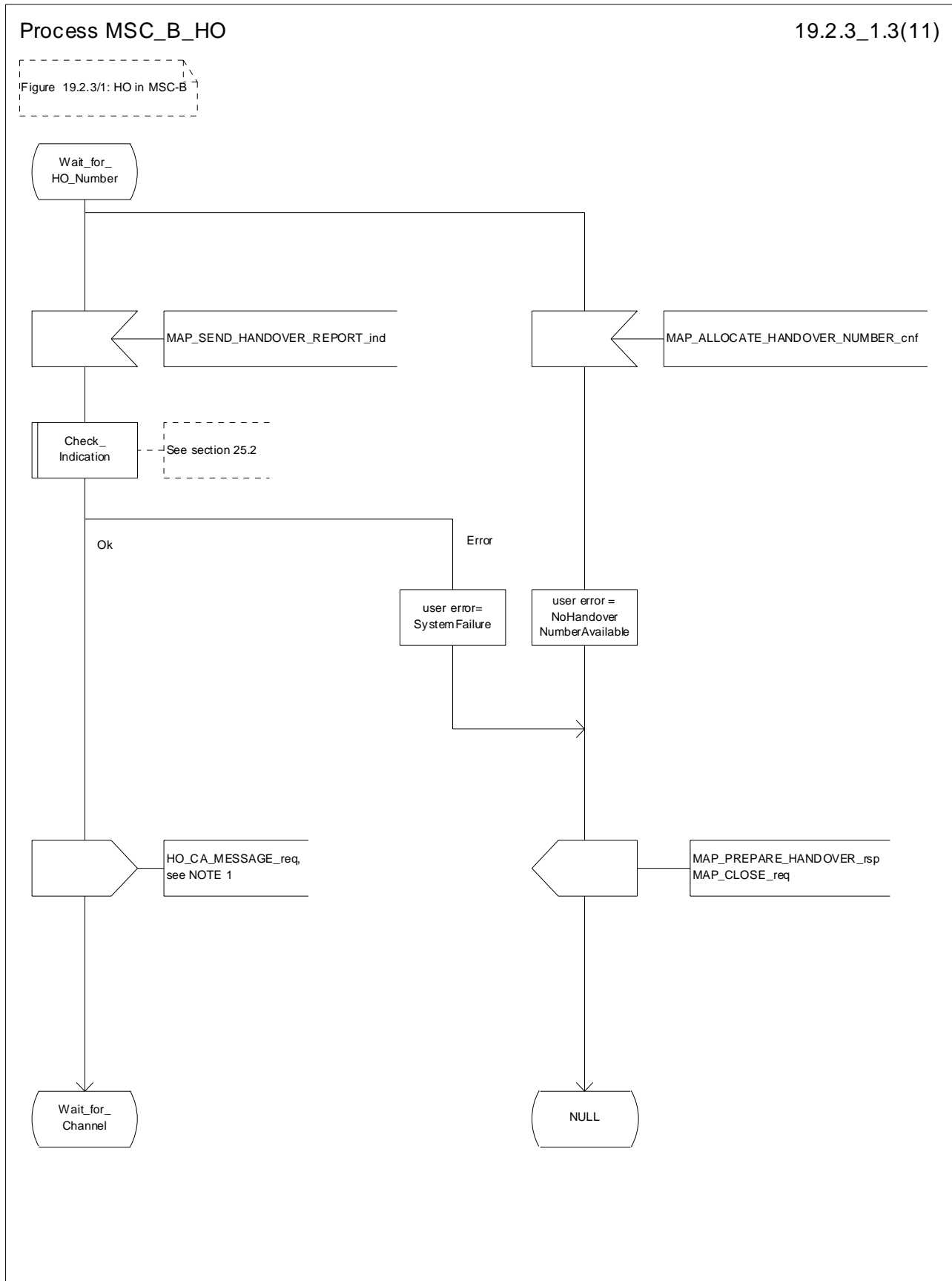


Figure 19.2.3/1 (sheet 3 of 11): Process MSC\_B\_HO

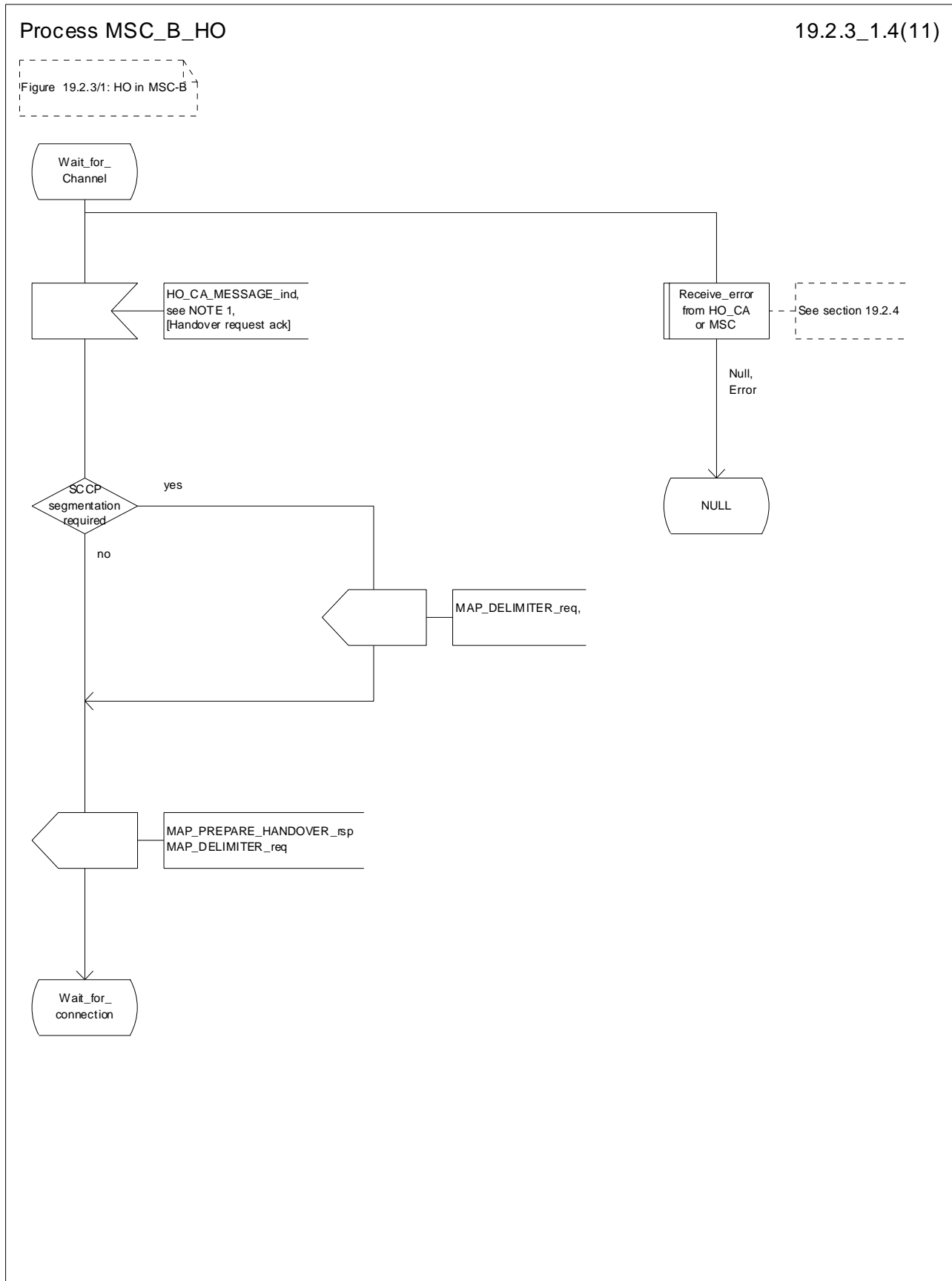


Figure 19.2.3/1 (sheet 4 of 11): Process MSC\_B\_HO

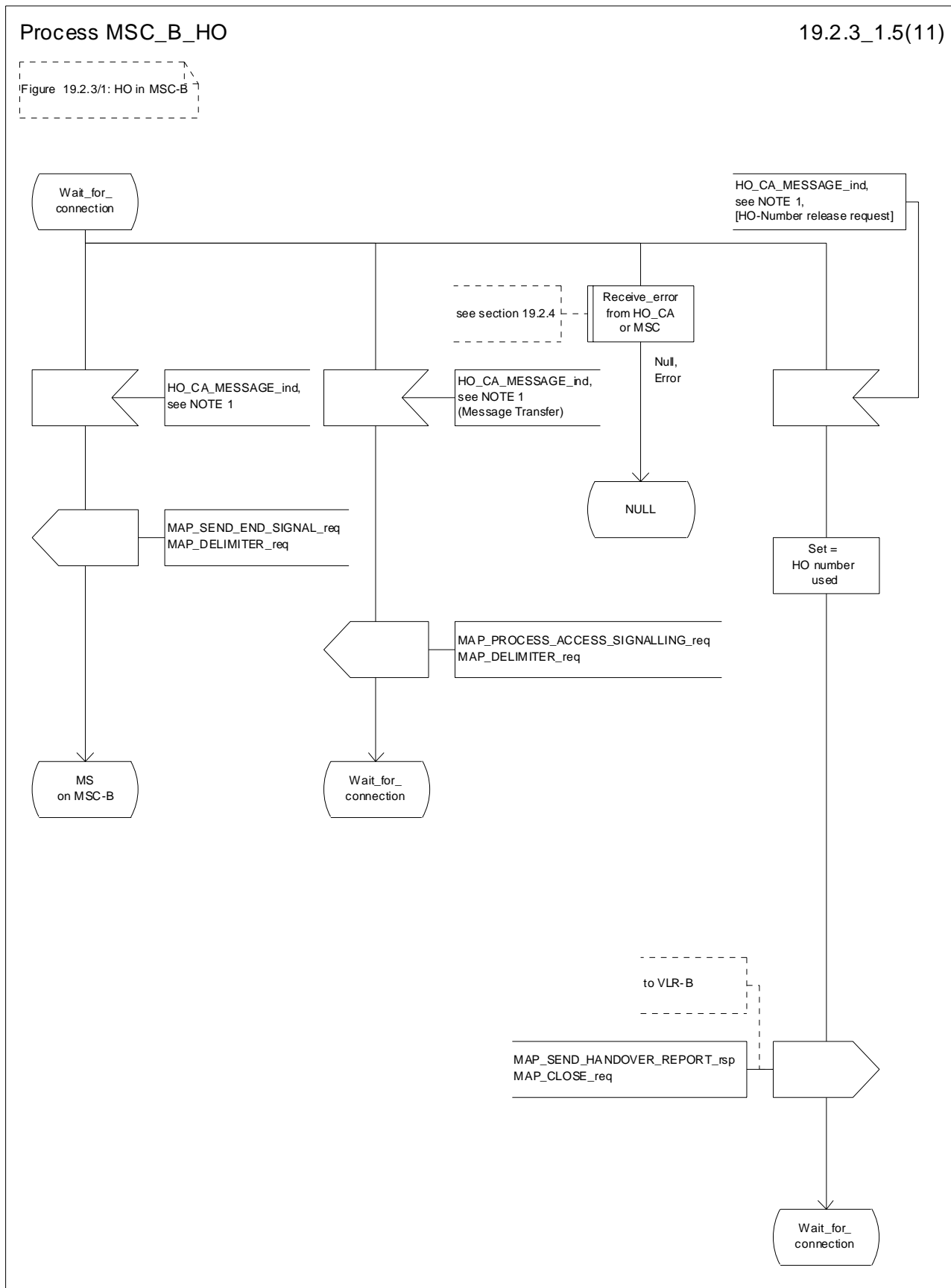


Figure 19.2.3/1 (sheet 5 of 11): Process MSC\_B\_HO

Process MSC\_B\_HO

19.2.3\_1.6(11)

Figure 19.2.3/1: HO in MSC-B

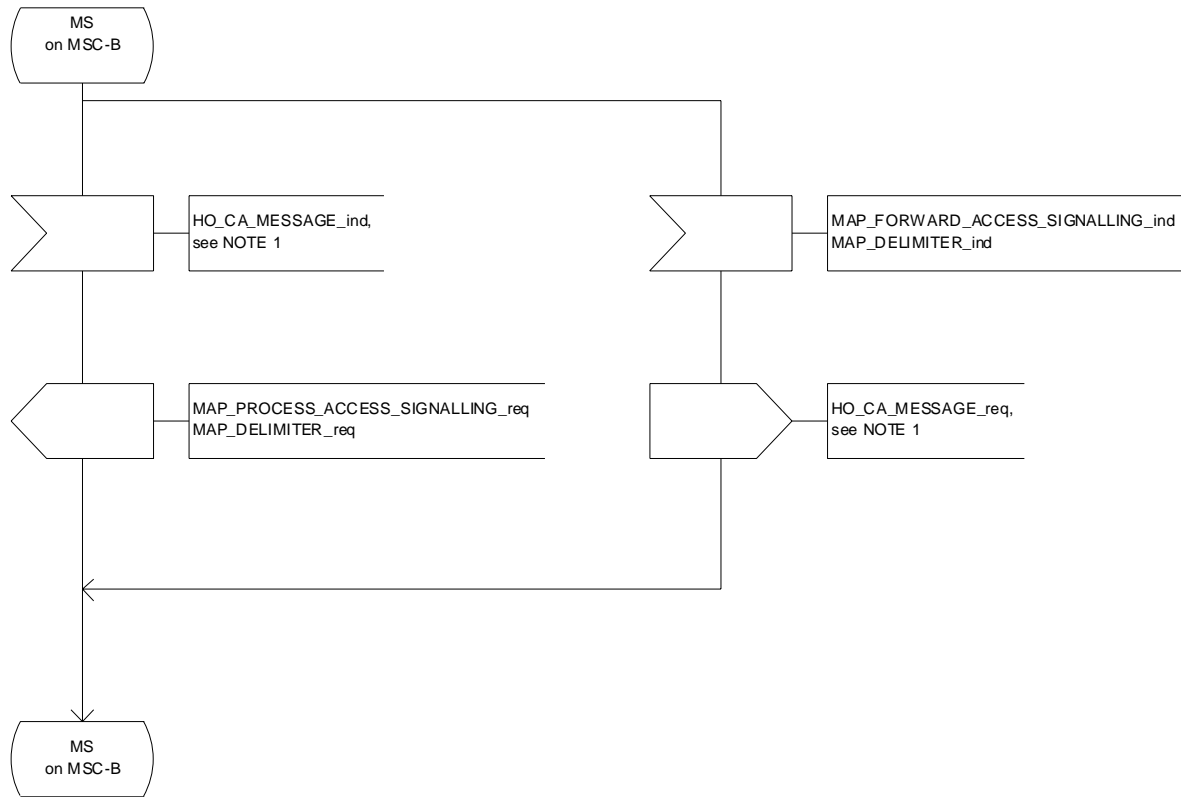


Figure 19.2.3/1 (sheet 6 of 11): Process MSC\_B\_HO

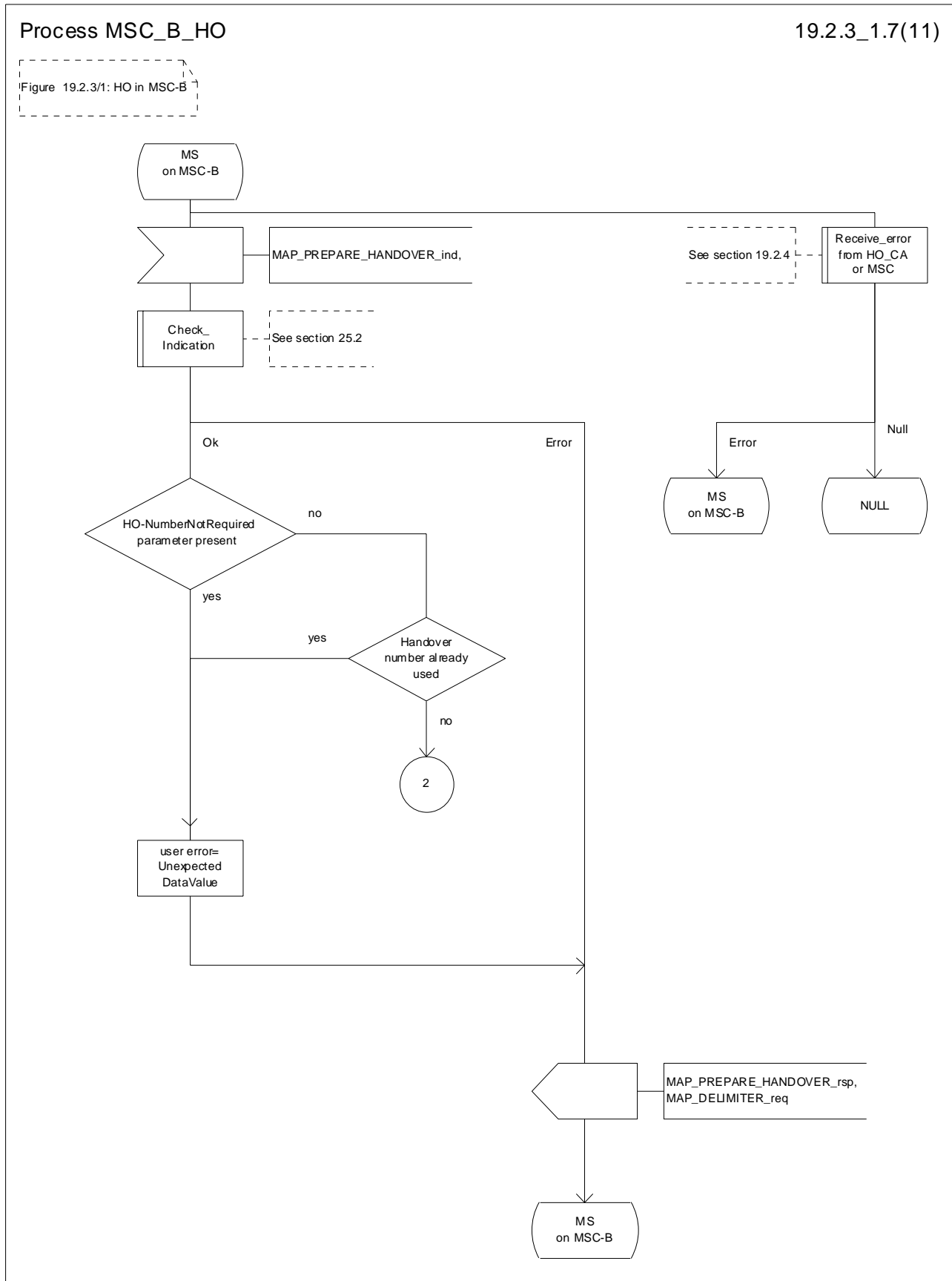


Figure 19.2.3/1 (sheet 7 of 11): Process MSC\_B\_HO

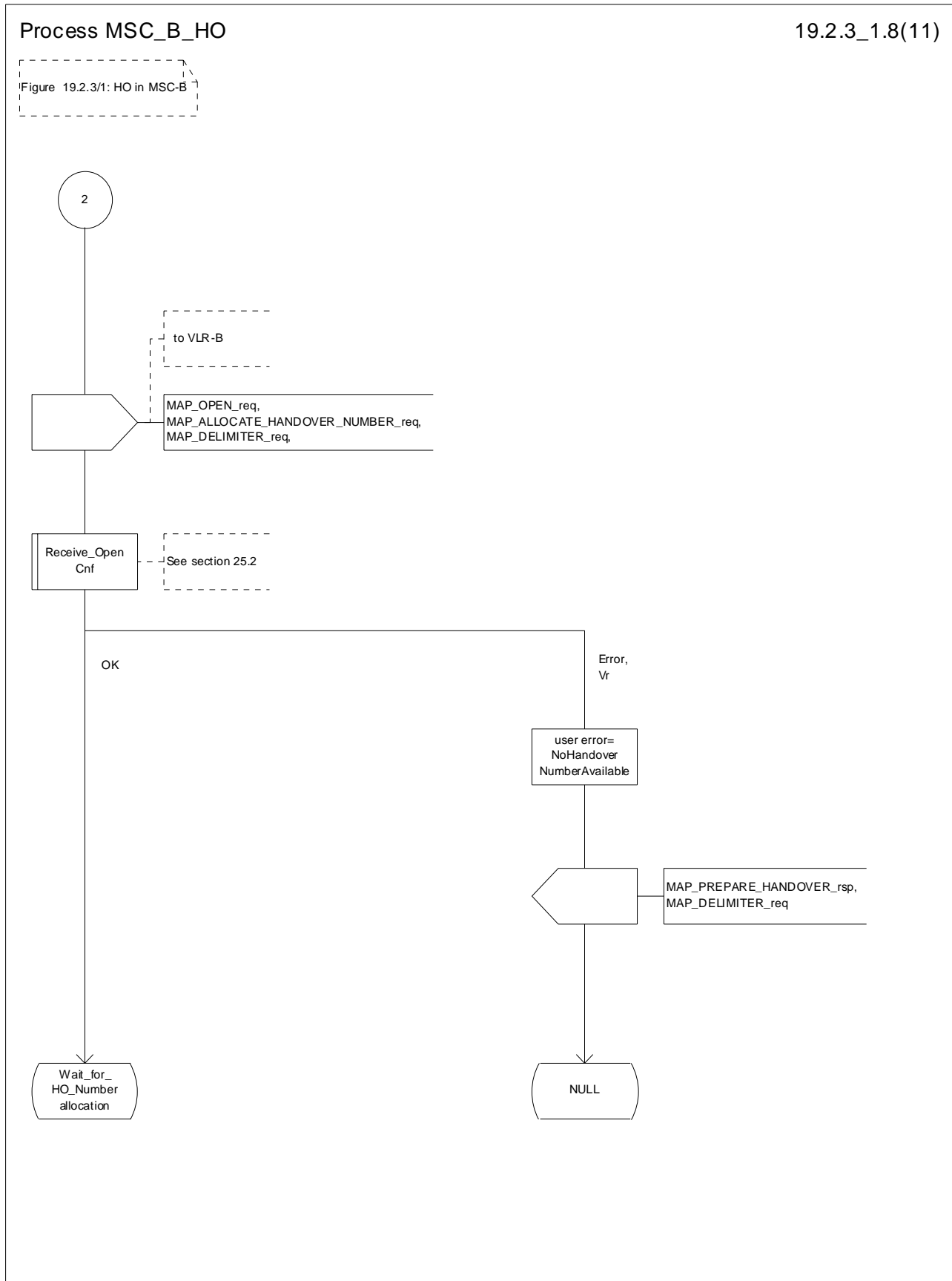


Figure 19.2.3/1 (sheet 8 of 11): Process MSC\_B\_HO



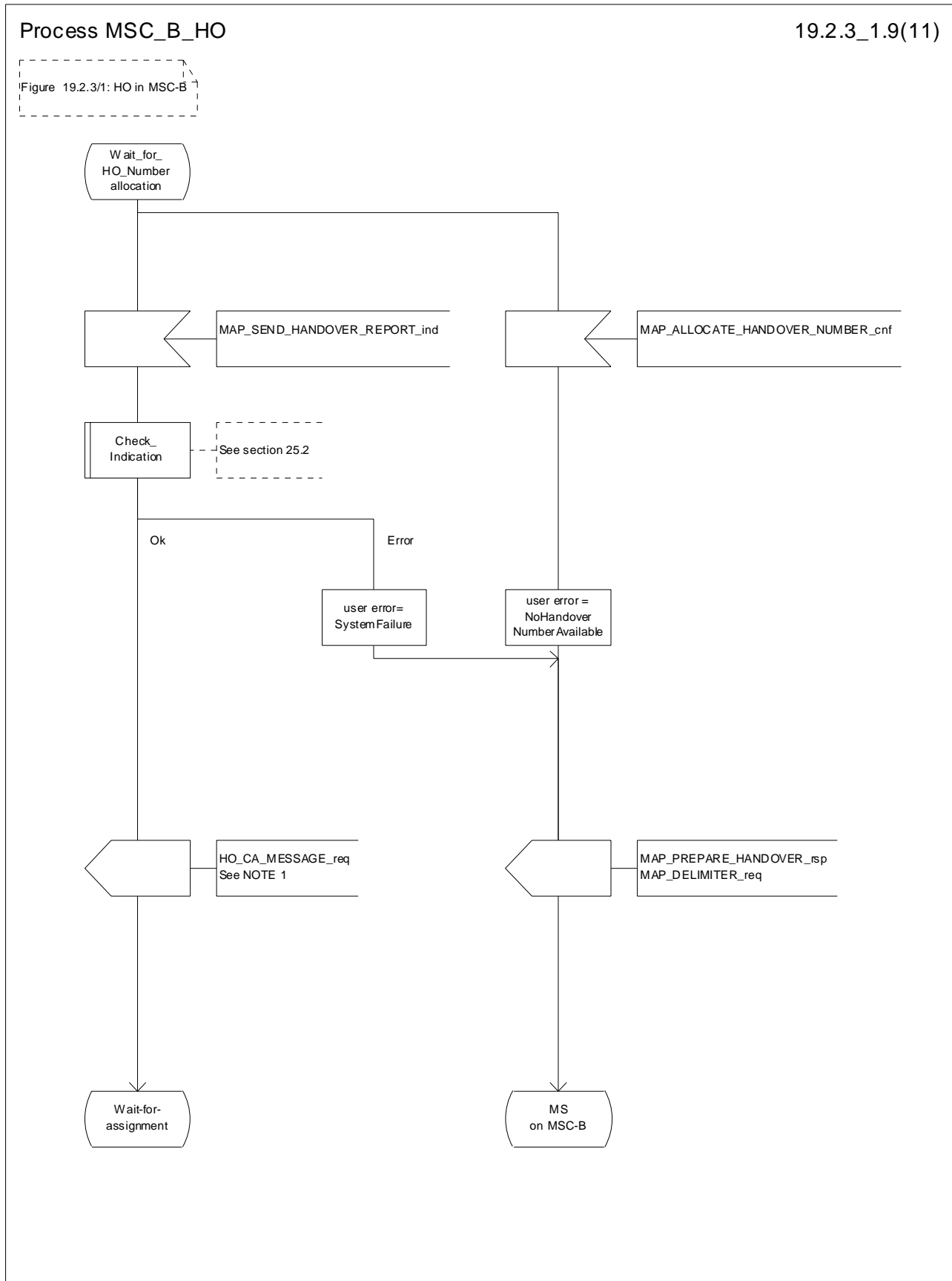


Figure 19.2.3/1 (sheet 9 of 11): Process MSC\_B\_HO

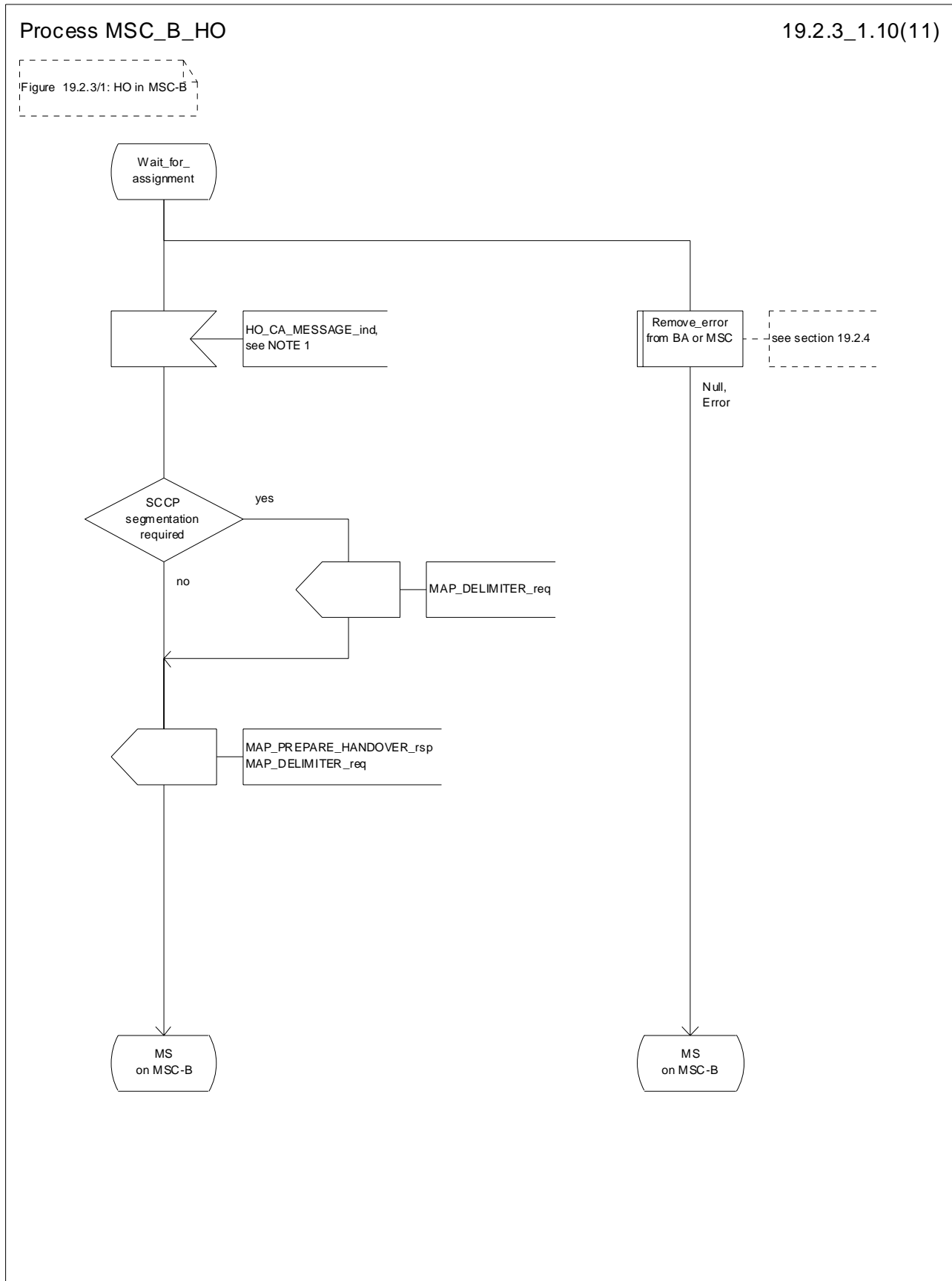


Figure 19.2.3/1 (sheet 10 of 11): Process MSC\_B\_HO

Process MSC\_B\_HO

19.2.3\_1.11(11)

Figure 19.2.3/1: HO in MSC-B

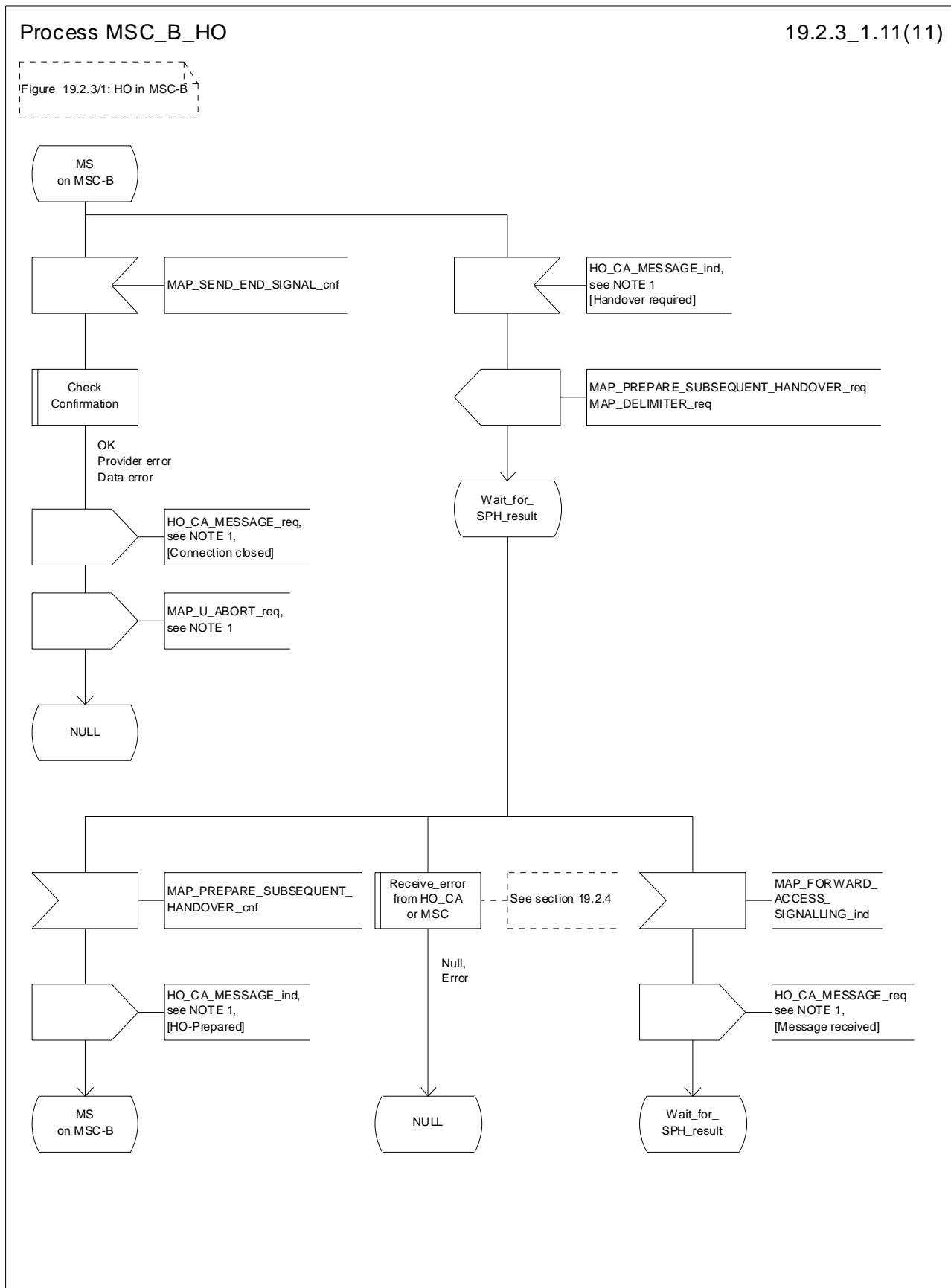


Figure 19.2.3/1 (sheet 11 of 11): Process MSC\_B\_HO

## 19.2.4 Handover error handling macro

This macro is used for the handover procedures to receive errors from the MSCs and from the Handover Control Application at any state of a handover process.

If a MAP\_NOTICE indication is received, the Handover Control Application is informed and the actual situation is kept and the Handover Control Application decides how the handover process should continue. In all other cases the MSC is returned to a "NULL" state.

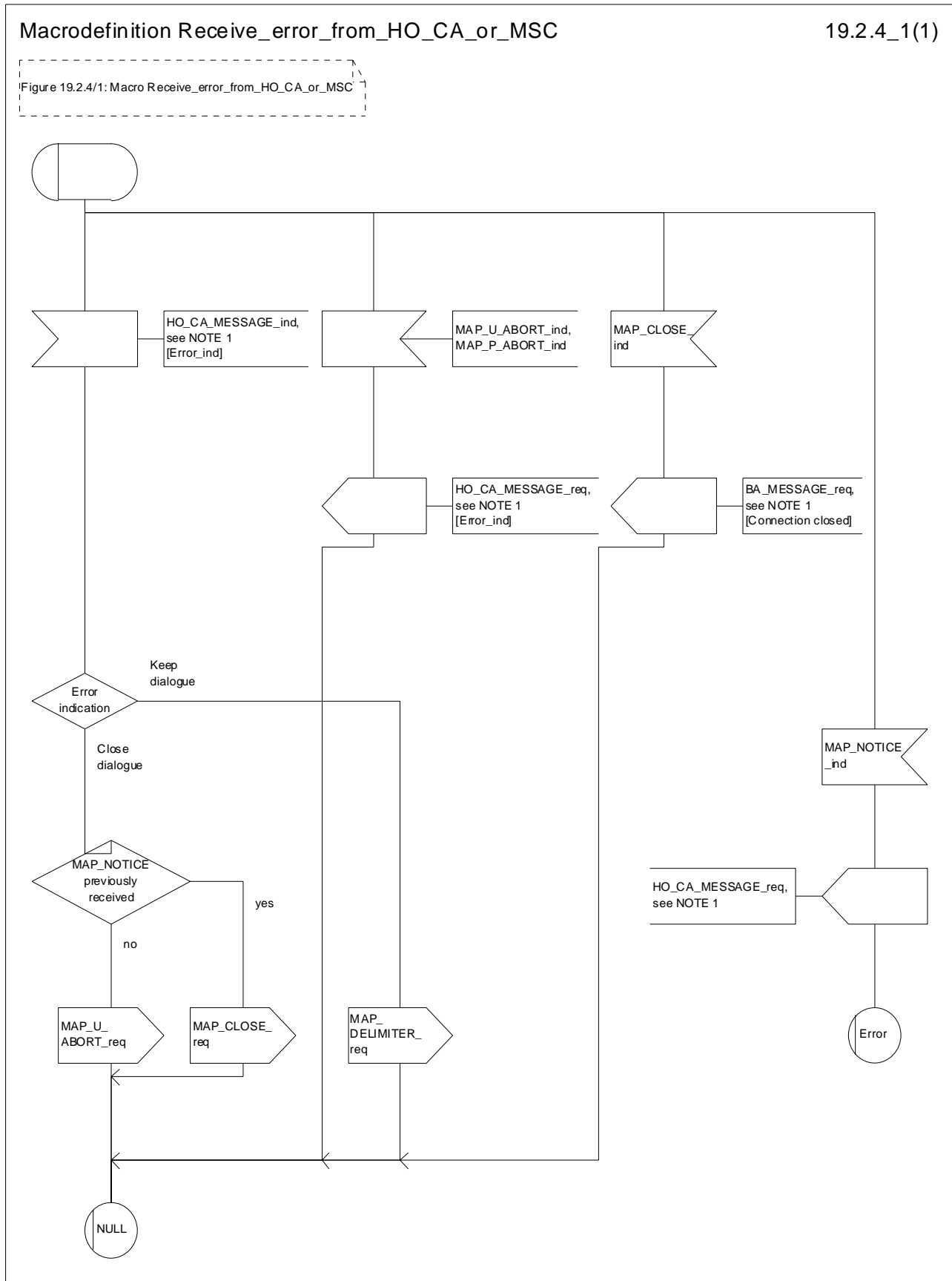


Figure 19.2.4/1: Macro Receive\_error\_from\_HO\_CA\_or\_MSC

## 19.2.5 Handover procedure in VLR

### 19.2.5.1 Allocation of handover number

When receiving the MAP\_ALLOCATE\_HANOVER\_NUMBER indication, the VLR will determine whether a handover number is available. If no handover number is available, this will be indicated by a MAP\_ALLOCATE\_HANOVER\_NUMBER response with the appropriate error.

The handover number allocated will otherwise be returned to MSC-B in the MAP\_SEND\_HANOVER\_REPORT request.

The handover number will be reserved until a MAP\_SEND\_HANOVER\_REPORT confirmation is received from MSC-B.

### 19.2.5.2 SDL Diagrams

The SDL diagrams on the following pages describe the user processes in VLR for the procedures described in this subclause.

The services used are defined in subclause 8.4.

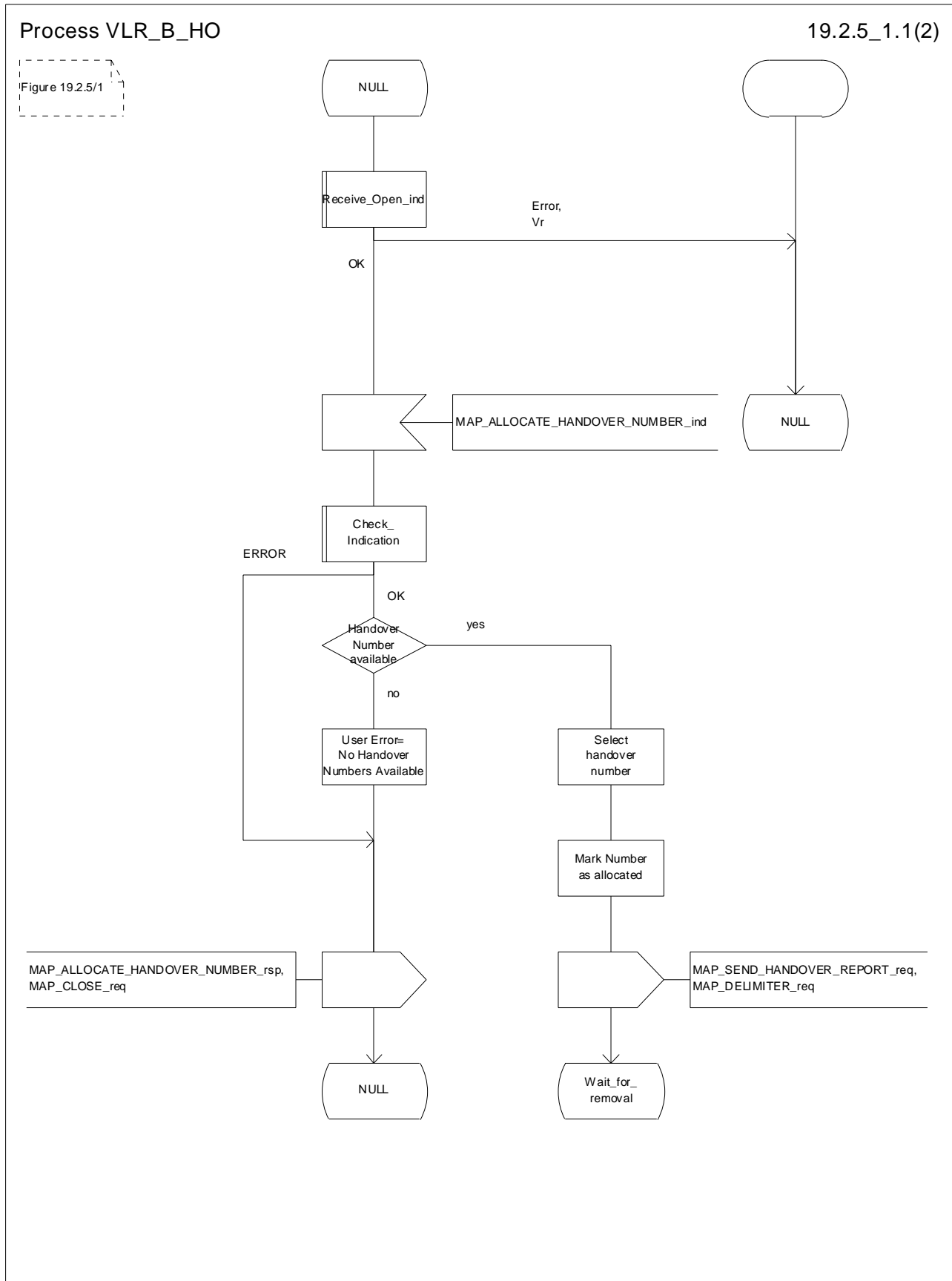


Figure 19.2.5/1 (sheet 1 of 2): Process VLR\_B\_HO

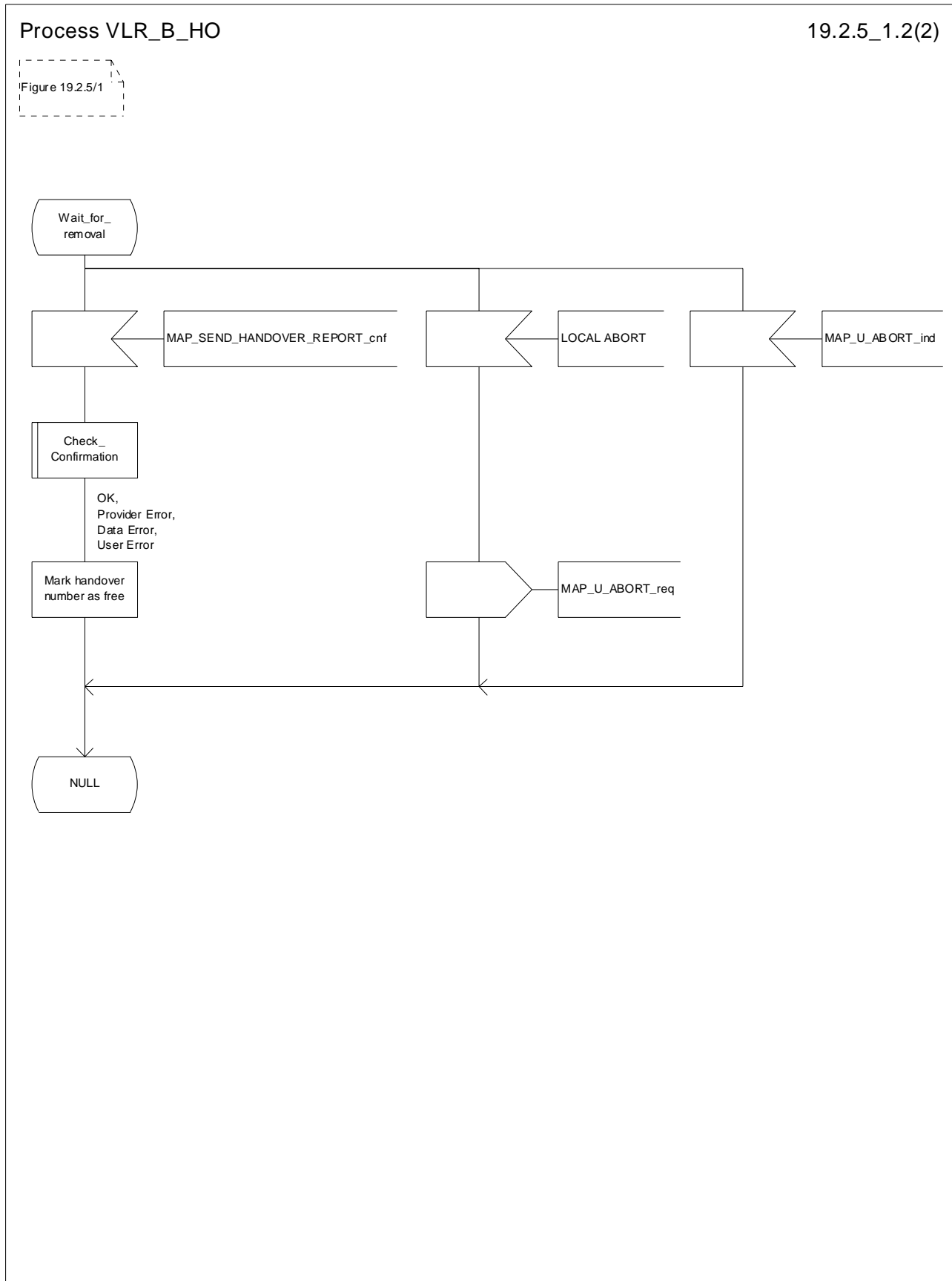


Figure 19.2.5/1 (sheet 2 of 2): Process VLR\_B\_HO



## 19.3 Fault recovery procedures

After a fault of a location register, the fault recovery procedures ensure that the subscriber data in the VLR or in the SGSN become consistent with the subscriber data that are stored in the HLR for the MS concerned and that the location information in HLR, VLR and SGSN reflect accurately the current location of the MS.

The detailed specification of fault recovery procedures of location registers is given in GSM 03.07.

### 19.3.1 VLR fault recovery procedures

The following processes are involved with the restoration of one IMSI record in the VLR:

- In case of a location registration request from the MS:
  - Update\_Location\_Area\_VLR      subclause 19.1.1.3;
  - Update\_Location\_HLR          subclause 19.1.1.4.
- In case of a mobile terminated call:
  - PRN\_VLR                        subclause 21.2.4;
  - RESTORE\_DATA\_VLR            subclause 21.2.4;
  - RESTORE\_DATA\_HLR            subclause 19.3.3;
  - ICS\_VLR                        subclause 21.3.3.

After a restart, the VLR shall erase all IMSI records affected by the failure and shall cause all affected TMSIs and all affected LMSIs to become invalid. There will be no subscriber data or location information stored for an affected MS until after the VLR has received either a MAP\_PROVIDE\_ROAMING\_NUMBER indication or a MAP\_UPDATE\_LOCATION\_AREA indication for that MS. Restoration of subscriber data in the VLR is triggered individually for each IMSI record by receipt of either of these indications.

Reception of either a MAP\_UPDATE\_LOCATION\_AREA indication or a MAP\_PROVIDE\_ROAMING\_NUMBER indication with an IMSI that is unknown in the VLR causes creation of a skeleton IMSI record that is marked as:

- not confirmed by radio contact by the indicator "Confirmed by Radio Contact" (The function of this indicator is described in GSM 03.07), and
- not confirmed by HLR by the indicator "Confirmed by HLR" (The function of this indicator is described in GSM 03.07).

A third indicator "Location Information Confirmed in HLR" is allocated to each IMSI record in the VLR (The function of this indicator is described in GSM 03.07).

The indicator "Location Information Confirmed in HLR" shall be checked whenever authenticated radio contact with an MS has been established. The status "Not Confirmed" of this indicator shall force the VLR to invoke the MAP\_UPDATE\_LOCATION service but it shall never cause rejection of a mobile originated request. The status is changed from "Not Confirmed" to "Confirmed" only after successful completion of a MAP\_UPDATE\_LOCATION procedure for the MS concerned.

If the VLR serves only one MSC, the indicator "Location Information Confirmed in HLR" is only relevant to the HLR restoration procedure and an initial value must be assigned when an IMSI record is created in the VLR:

- if the IMSI record was created due to a roaming number request, the initial value must be set to "Confirmed";
- if reception of a MAP\_UPDATE\_LOCATION\_AREA indication causes creation of the IMSI record, the initial value must be "Not Confirmed".

If the VLR serves more than one MSC, the indicator "Location Information Confirmed in HLR" is used in the VLR restoration procedure as well as in the HLR restoration procedure. When an IMSI record is created in the VLR, the indicator must be set to "Not Confirmed".

### **VLR restoration triggered by a location registration request**

Upon receipt of a MAP\_UPDATE\_LOCATION\_AREA indication, the VLR retrieves authentication data from the HLR by using the MAP\_SEND\_AUTHENTICATION\_INFO service if authentication is required and if no authentication data are available in the VLR for the IMSI concerned (see figure 19.1.1/6).

Receipt of a MAP\_UPDATE\_LOCATION\_AREA indication for an MS whose IMSI is unknown in the VLR or whose data stored in the VLR are marked as "Not Confirmed" by the indicator "Confirmed by HLR" and/or by the indicator "Location Information Confirmed in HLR" forces the VLR to invoke the MAP\_UPDATE\_LOCATION service after successful authentication, if required. The location updating procedure is performed as described in subclause 19.1.

Any other mobile originated request from an MS whose IMSI is unknown in the VLR or whose subscriber data stored in the VLR are marked as "Not Confirmed" by the indicator "Confirmed by HLR" shall be rejected with error cause "Unidentified Subscriber". This causes the MS to trigger the location registration procedure.

After successful completion of the MAP\_UPDATE\_LOCATION procedure, the indicators "Confirmed by HLR" and "Location Information Confirmed in HLR" are set to "Confirmed".

The indicator "Confirmed by Radio Contact" is set to "Confirmed" when the radio contact with the MS is authenticated.

### **VLR restoration triggered by a roaming number request**

Figure 19.3/1 illustrates the signalling sequence for restoration of an IMSI record in the VLR triggered by a mobile terminating call set-up.

Upon receipt of a MAP\_PROVIDE\_ROAMING\_NUMBER indication for an IMSI that is unknown in the VLR and for which authentication is required, the VLR retrieves authentication data from the HLR by using the MAP\_SEND\_AUTHENTICATION\_INFO service after an MSRN has been sent to the HLR in the MAP\_PROVIDE\_ROAMING\_NUMBER response.

Receipt of a MAP\_PROVIDE\_ROAMING\_NUMBER indication for an MS whose IMSI is unknown in the VLR or whose data record in the VLR is marked as "Not Confirmed" by the indicator "Confirmed by HLR" forces the VLR to request subscriber data from the HLR by sending a MAP\_RESTORE\_DATA request which triggers one or more INSERT\_SUBSCRIBER\_DATA operations from the HLR. The MAP\_RESTORE\_DATA request may also be used to send the LMSI to the HLR.

The MAP\_RESTORE\_DATA process in the VLR is described in subclause 21.2.4.

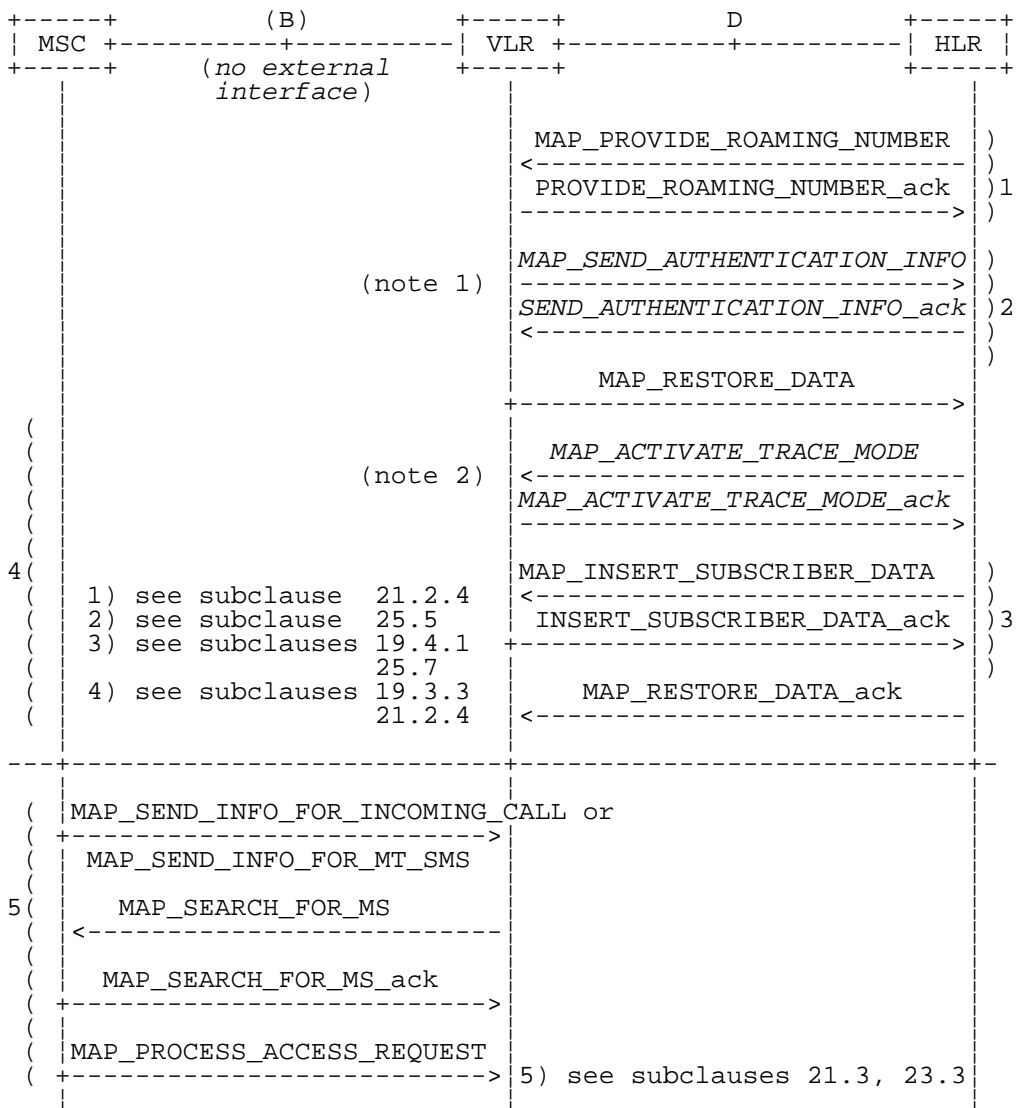
The MAP\_RESTORE\_DATA process in the HLR is described in subclause 19.3.3.

After successful completion of the MAP\_RESTORE\_DATA procedure, the indicator "Confirmed by HLR" is set to "Confirmed".

If restoration of an IMSI record was triggered by a MAP\_PROVIDE\_ROAMING\_NUMBER indication (i.e. by a mobile terminating call), the VLR has no valid Location Area Identity information for the MS concerned before successful establishment of the first authenticated radio contact. Upon receipt of a MAP\_SEND\_INFO\_FOR\_INCOMING\_CALL indication from the MSC (see 5 in figure 19.3/1) for an MS whose subscriber data are marked as "Confirmed" by the indicator "Confirmed by HLR" but not confirmed by radio contact, the VLR shall invoke a "MAP\_SEARCH\_FOR\_MS" instead of a "MAP\_PAGE".

A MAP\_SEARCH\_FOR\_MS shall also be performed if the VLR receives a MAP\_SEND\_INFO\_FOR\_MT\_SMS indication from the MSC for an MS whose IMSI record is marked as "Confirmed" by the indicator "Confirmed by HLR" but not confirmed by radio contact.

The indicator "Confirmed by Radio Contact" is set to "Confirmed" when authenticated radio contact caused by a mobile originated or a mobile terminated activity is established.



NOTE 1: If authentication required.  
 NOTE 2: If subscriber tracing active in HLR.

Figure 19.3/1: Procedures related to restoration of VLR in case of mobile terminated call set-up

### 19.3.2 HLR fault recovery procedures

The following processes are involved with the restart of the HLR:

- HLR\_RESTART subclause 19.3.2;
- REC\_RESET\_IN\_VLR subclause 19.3.2;
- REC\_RESET\_IN\_SGSN subclause 19.3.2.

In the case of a location registration request from the MS, the following processes are involved with the HLR restoration procedure:

- Update\_Location\_Area\_VLR subclause 19.1.1.3;
- Update\_Location\_HLR subclause 19.1.1.4;
- Update\_GPRS\_Location\_HLR subclause 19.1.1.4;
- GPRS\_Update\_Location\_Area\_VLR subclause 19.1.1.3;

- SGSN\_Update\_HLR subclause 19.1.1.8.

In the case of a mobile originated service request, the

- Macro Process\_Access\_Request\_VLR subclause 25.4.2; and the
- Process Update\_Location\_HLR subclause 19.1.1.4,

are involved with the HLR restoration procedure.

For the HLR, periodic back-up of data to non-volatile memory is mandatory.

Data that have been changed in the period of time after the last back-up storage and before the restart of the HLR cannot be recovered by reload from the non-volatile memory. Therefore, a restoration procedure is triggered individually for each IMSI record that has been affected by the HLR fault at the first authenticated radio contact that is established with the MS concerned.

The HLR restoration procedure forces updating of MSC number, VLR number, SGSN number and, if provided by the VLR, LMSI in the HLR. Consistency of subscriber data that are stored in the VLR or in the SGSN for an MS that has been affected by a HLR fault with the subscriber data stored in the HLR for this MS will be achieved.

As an implementation option, a notification can be forwarded to the MS to alert the subscriber to check the parameters for supplementary services that allow subscriber controlled input (MAP\_FORWARD\_CHECK\_SS\_INDICATION service). If the VLR receives this notification from the HLR it shall forward the notification to the MS. If the Gs-interface is present the VLR shall not forward this notification.

Figures 19.3/2 and 19.3/9 illustrates the signalling sequence for HLR restoration.

After a restart, the home location register performs the following actions for the subscriber data records that have been affected by the HLR fault (see figure 19.3/3):

- reload all data from the non-volatile back-up;
- if the MAP\_FORWARD\_CHECK\_SS\_INDICATION service is implemented, mark each subscriber record "SS Check Required" by setting the "Check SS" indicator;
- set subscriber tracing deactive in the VLR for each of its Mss;
- reset the "MS Purged" flag for each of its MSs;
- send a MAP\_RESET request to the VLRs where its MSs are located (see figure 19.3/4).
- send a MAP\_RESET request to the SGSNs where its MSs are located (see figure 19.3/7).

The MAP\_RESET request contains the HLR number and optionally the HLR Identity List.

When receiving a MAP\_RESET indication, the VLR or the SGSN will derive all involved MSs of that HLR either from the HLR Identity List (if present), or from the HLR number. The VLR or the SGSN will then mark these MSs with the indicator "Location Information Confirmed in HLR" set to "Not Confirmed" and will deactivate all subscriber tracings for these Mss (see figures 19.3/5 and 19.3/8).

The status "Not Confirmed" of the indicator "Location Information Confirmed in HLR" forces the VLR to invoke the MAP\_UPDATE\_LOCATION service after establishment of authenticated radio contact with the MS concerned.

Also the status "Not Confirmed" of the indicator "Location Information Confirmed in HLR" forces the SGSN to invoke the MAP\_UPDATE\_GPRS\_LOCATION service after establishment of authenticated radio contact with the MS concerned.

The MAP\_UPDATE\_LOCATION procedure is performed as described in subclause 19.1.

After receipt of the MAP\_UPDATE\_LOCATION or the MAP\_UPDATE\_GPRS\_LOCATION acknowledge containing the HLR number, the status of the indicator "Location Information Confirmed in HLR" is changed to "Confirmed".

If the MAP\_UPDATE\_LOCATION procedure is unsuccessful for any reason, the status of the indicator "Location Information Confirmed in HLR" remains unchanged except for the case that the IMSI record in the VLR is deleted

because either of the errors "Unknown Subscriber" or "Roaming Not Allowed" has been received from the HLR in response to a MAP\_UPDATE\_LOCATION request.

If the MAP\_UPDATE\_GPRS\_LOCATION procedure is unsuccessful for any reason, the status of the indicator "Location Information Confirmed in HLR" remains unchanged except for the case that the IMSI record in the SGSN is deleted because either of the errors "Unknown Subscriber" or "Roaming Not Allowed" has been received from the HLR in response to a MAP\_UPDATE\_GPRS\_LOCATION request.

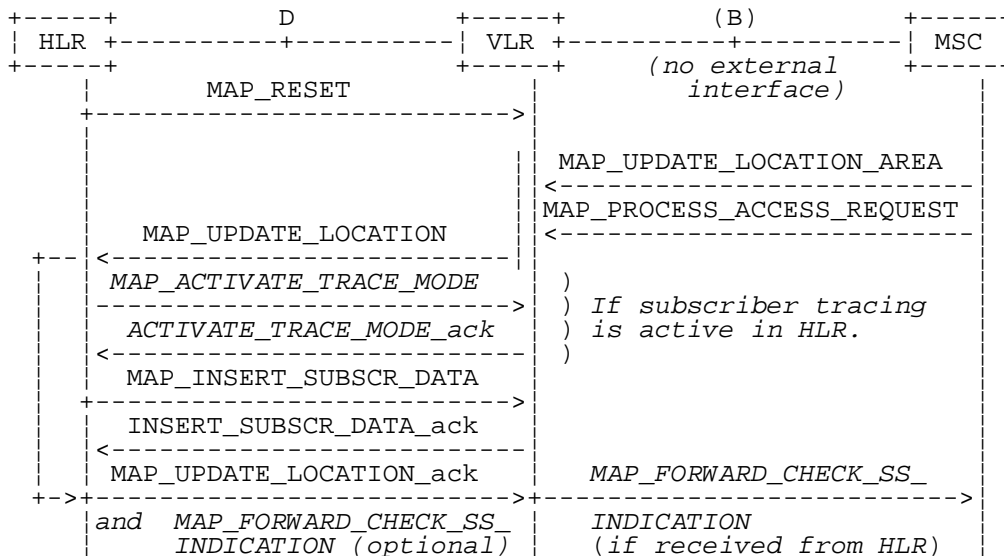


Figure 19.3/2: Procedures related to restoration of HLR

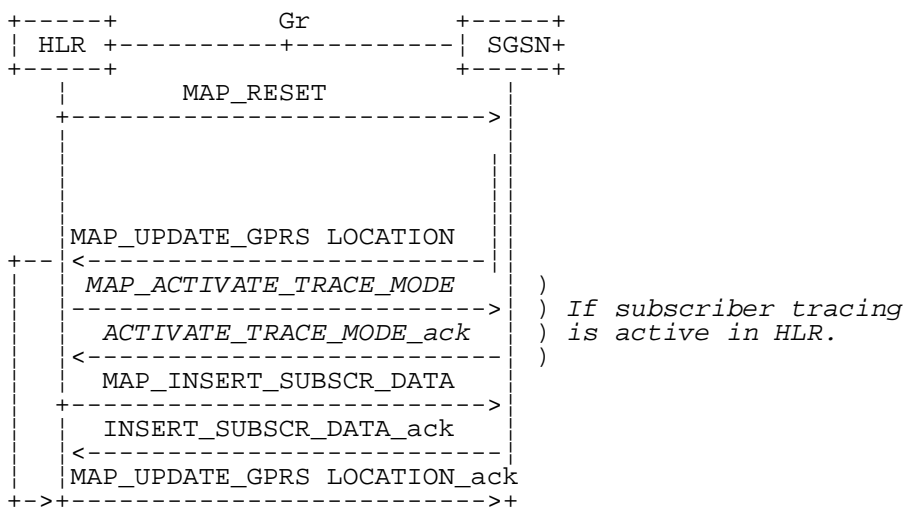


Figure 19.3/9: Procedures related to restoration of HLR for GPRS

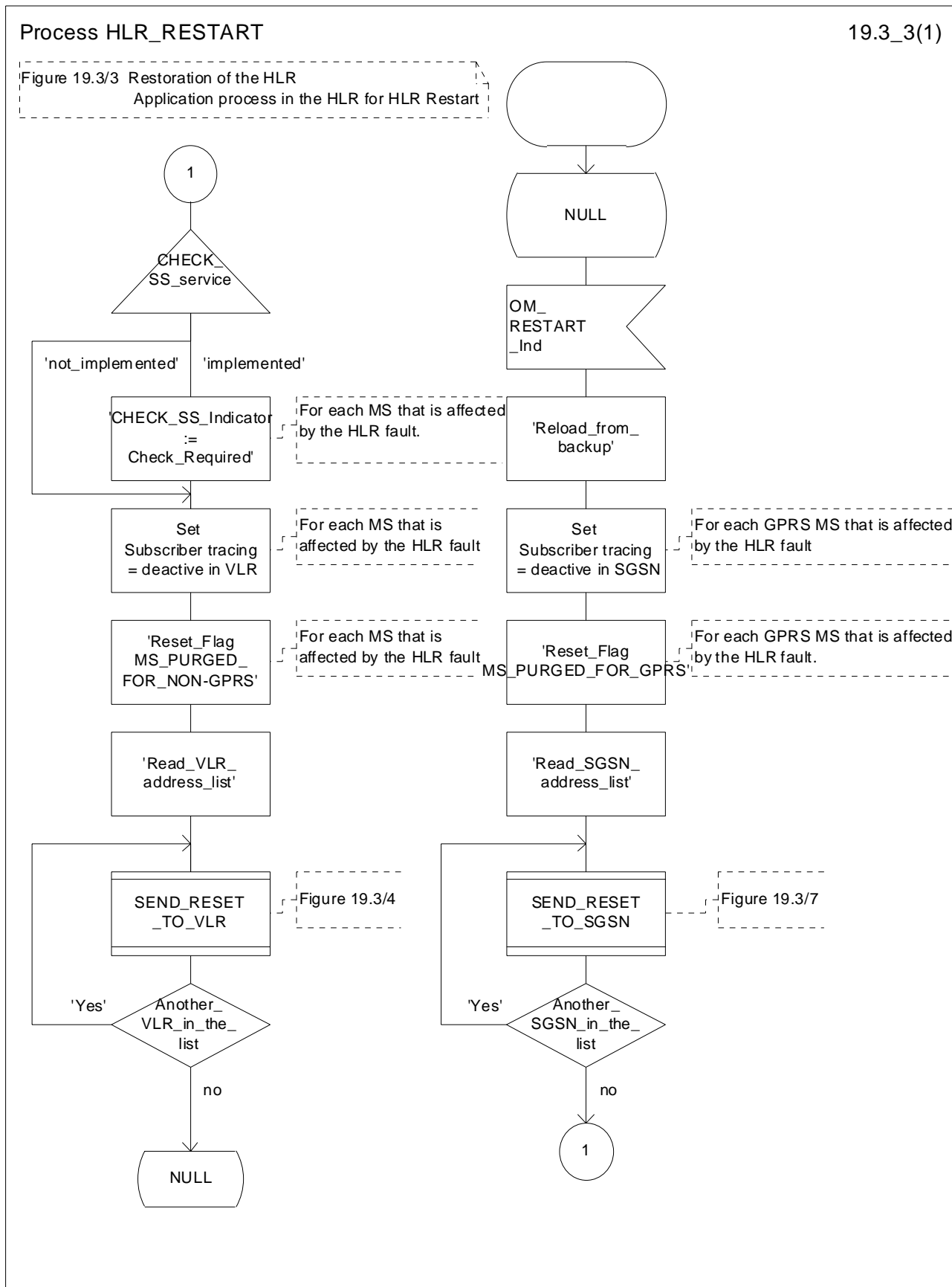


Figure 19.3/3: Process HLR\_RESTART

### Process SEND\_RESET\_TO\_VLR

19.3\_4(1)

Figure 19.3/4 Restoration of the HLR  
Process for sending the RESET message  
from HLR to VLR

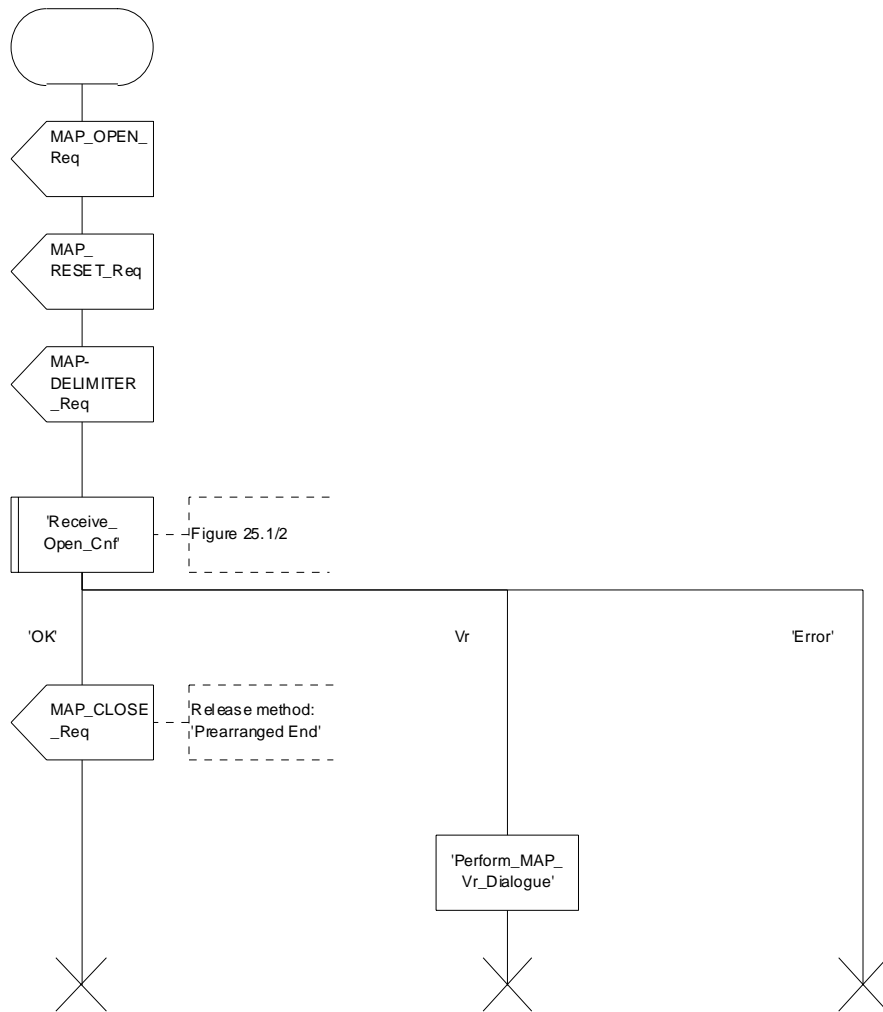


Figure 19.3/4: Process SEND\_RESET\_TO\_VLR

Process REC\_RESET\_IN\_VLR

19.3\_5(1)

Figure 19.3/5 Restoration of the HLR - Application process in the VLR for reception of the RESET message from HLR

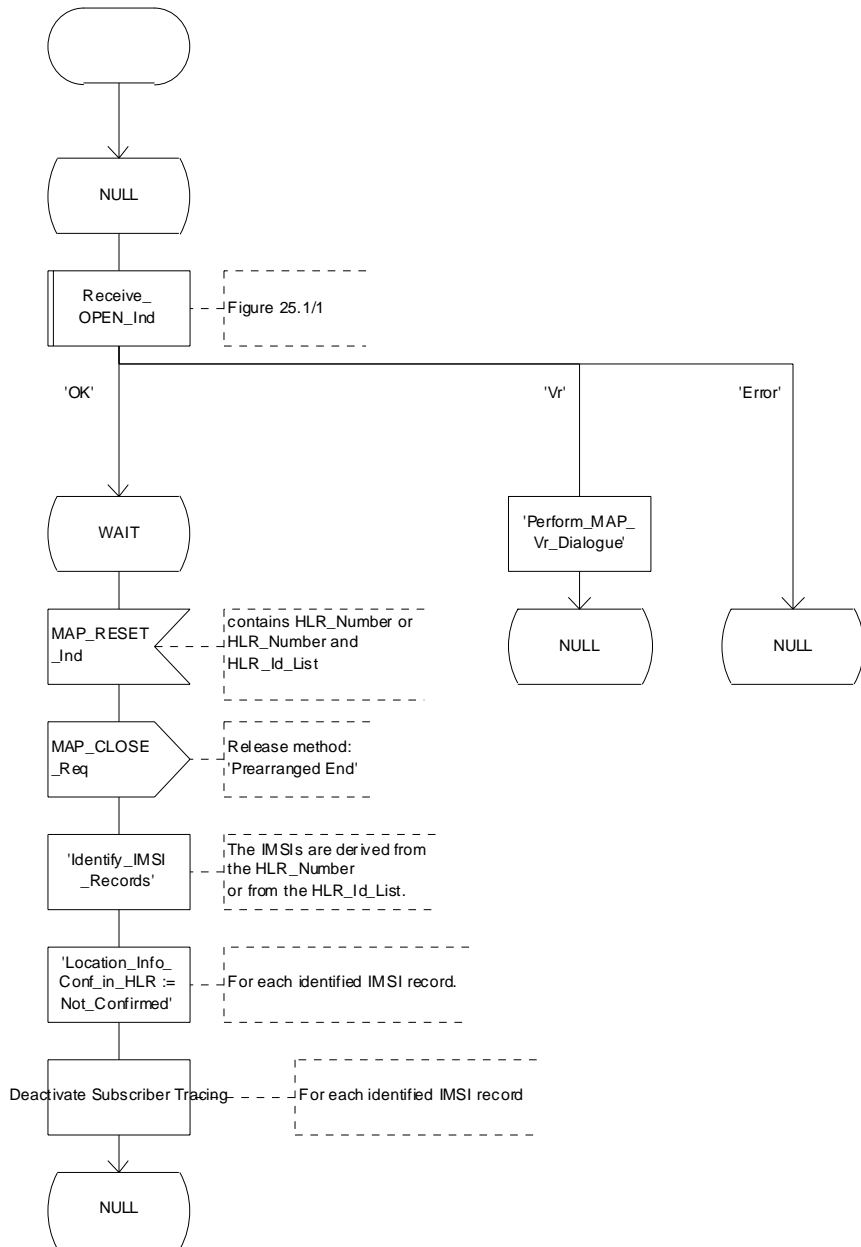


Figure 19.3/5: Process REC\_RESET\_IN\_VLR



Process SEND\_RESET\_TO\_SGSN

19.3\_7(1)

Figure 19.3/7: Restoration of the HLR  
Process for sending the RESET message  
from HLR to SGSN

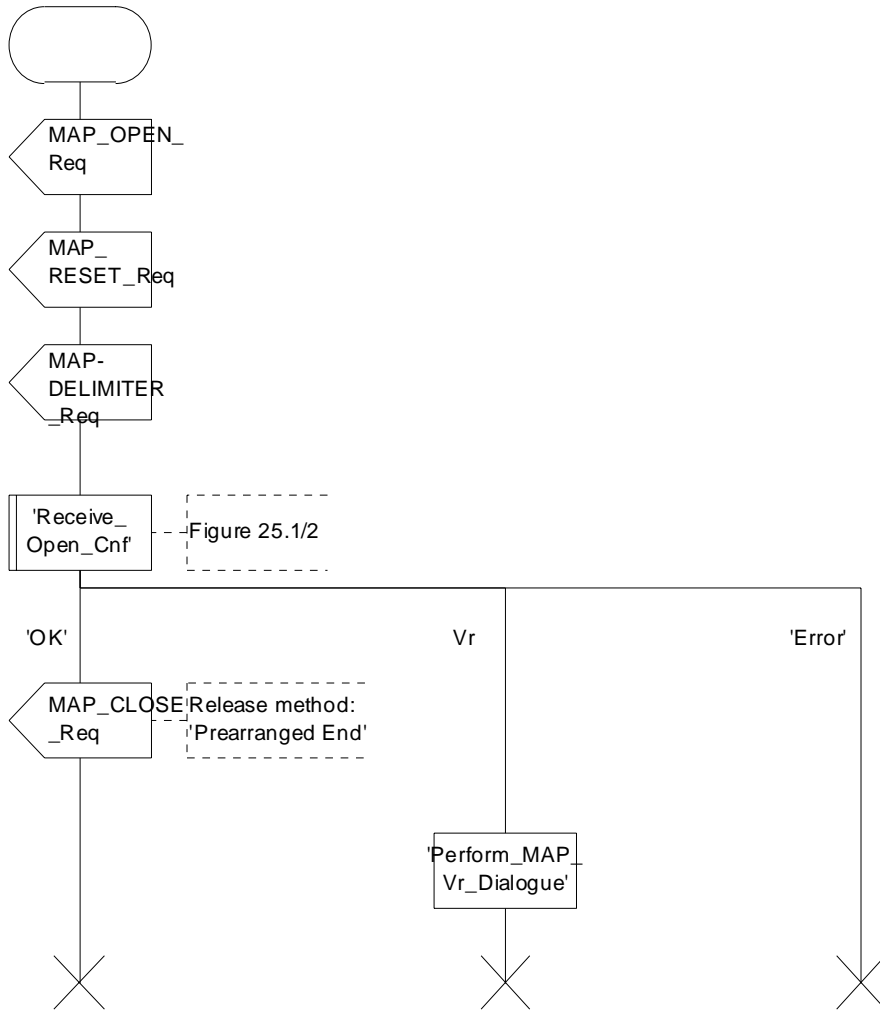


Figure 19.3/7: Process SEND\_RESET\_TO\_SGSN

Process REC\_RESET\_IN\_SGSN

19.3\_8(1)

Figure 19.3/8: Restoration of the HLR - Application process in the SGSN for reception of the RESET message from HLR

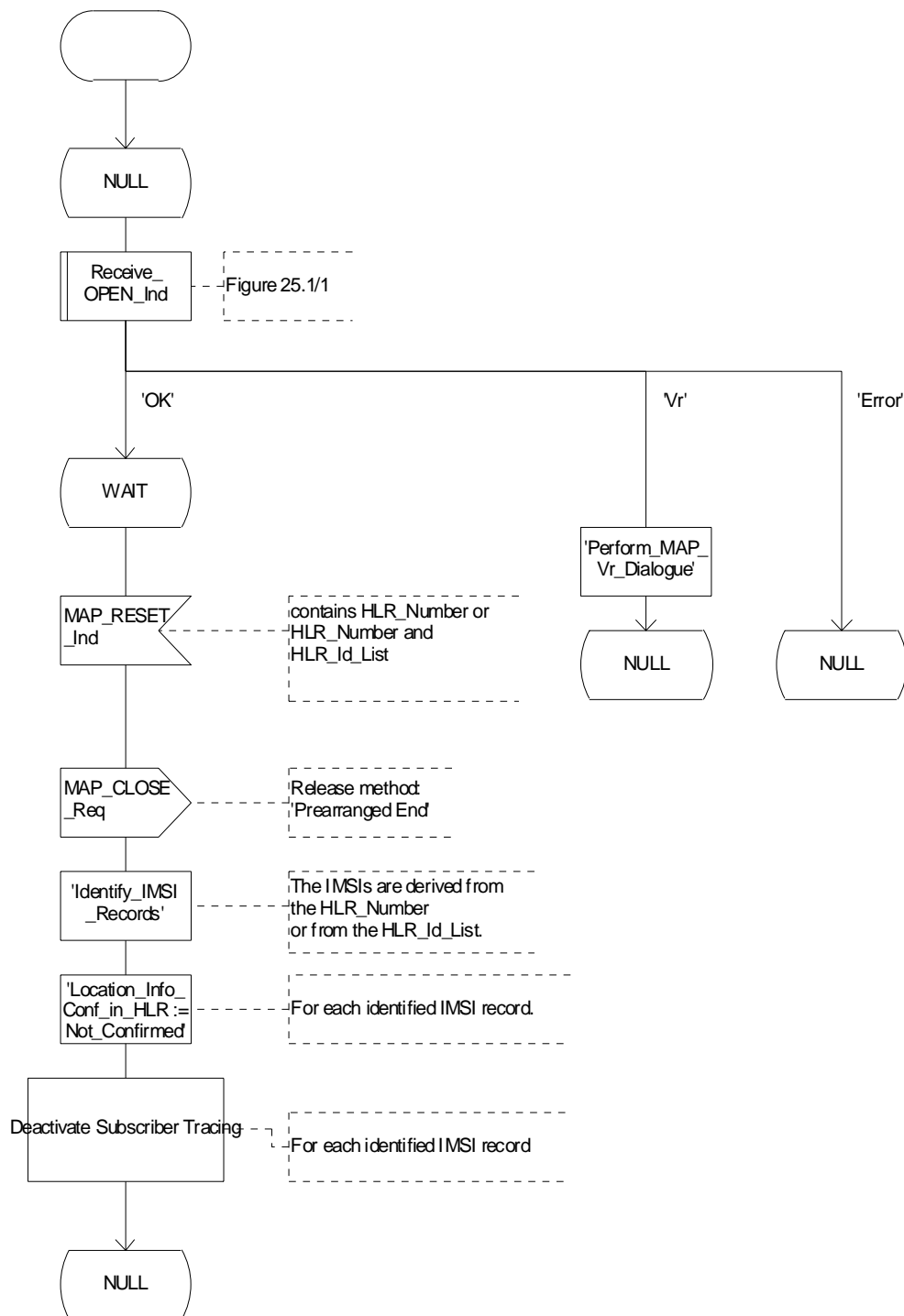


Figure 19.3/8: Process REC\_RESET\_IN\_SGSN

### 19.3.3 VLR restoration: the restore data procedure in the HLR

The MAP\_RESTORE\_DATA procedure in the HLR (Process RESTORE\_DATA\_HLR) is described in this subclause; the corresponding procedure in the VLR (RESTORE\_DATA\_VLR) is described in subclause 21.2.4.

The process RESTORE\_DATA\_HLR makes use of the following macros:

- Receive\_Open\_Ind                      subclause 25.1.1;
- Check\_Indication                      subclause 25.2.1;
- Insert\_Subs\_Data\_Framed\_HLR      subclause 19.4.1.

The MAP\_RESTORE\_DATA service is invoked by the VLR after provision of a roaming number in response to a MAP\_PROVIDE\_ROAMING\_NUMBER indication for an unidentified MS (i.e. IMSI unknown in VLR), or for a known MS whose IMSI record is marked as "Not Confirmed" by the indicator "Confirmed by HLR" (see 4 in figure 19.3/1). The process RESTORE\_DATA\_VLR is shown in figure 21.2/6.

The restore data process in the HLR is activated by receipt of a MAP\_RESTORE\_DATA indication from the VLR (see figure 19.3/6). If there is a parameter problem in the indication, either of the errors "Unexpected Data Value" or "Data Missing" is returned in the MAP\_RESTORE\_DATA response; if the subscriber is not known in the HLR, the error "Unknown Subscriber" is returned in the MAP\_RESTORE\_DATA response. In all of these cases the process in the HLR terminates.

If the MAP\_RESTORE\_DATA indication is accepted and if the LMSI is received, the HLR updates the LMSI for the IMSI received in the MAP\_RESTORE\_DATA indication. For this IMSI the HLR sets "subscriber-tracing-not-active-in-VLR" and checks whether tracing is required. This check is handled by the macro "Control\_Tracing\_HLR" that is described in subclause 25.9. Thereafter, the macro "Insert\_Subs\_Data\_Framed\_HLR" that is described in subclause 19.4.1 is invoked. The outcome of the macro Insert\_Subs\_Data\_Framed\_HLR is one of:

- abort, in which case the process terminates;
- error, in which case the HLR returns the error "System Failure" in the MAP\_RESTORE\_DATA response, and the process terminates;
- OK, indicating successful outcome of downloading the subscriber data to the VLR.

After successful completion of the framed MAP\_INSERT\_SUBSCRIBER\_DATA procedure, the HLR Number and, if applicable, the "MS Not Reachable Flag" which is used for SMS, are provided in the MAP\_RESTORE\_DATA response.

Upon receipt of the MAP\_RESTORE\_DATA confirmation, the VLR behaves as described in subclause 21.2.4, figure 21.2/6.

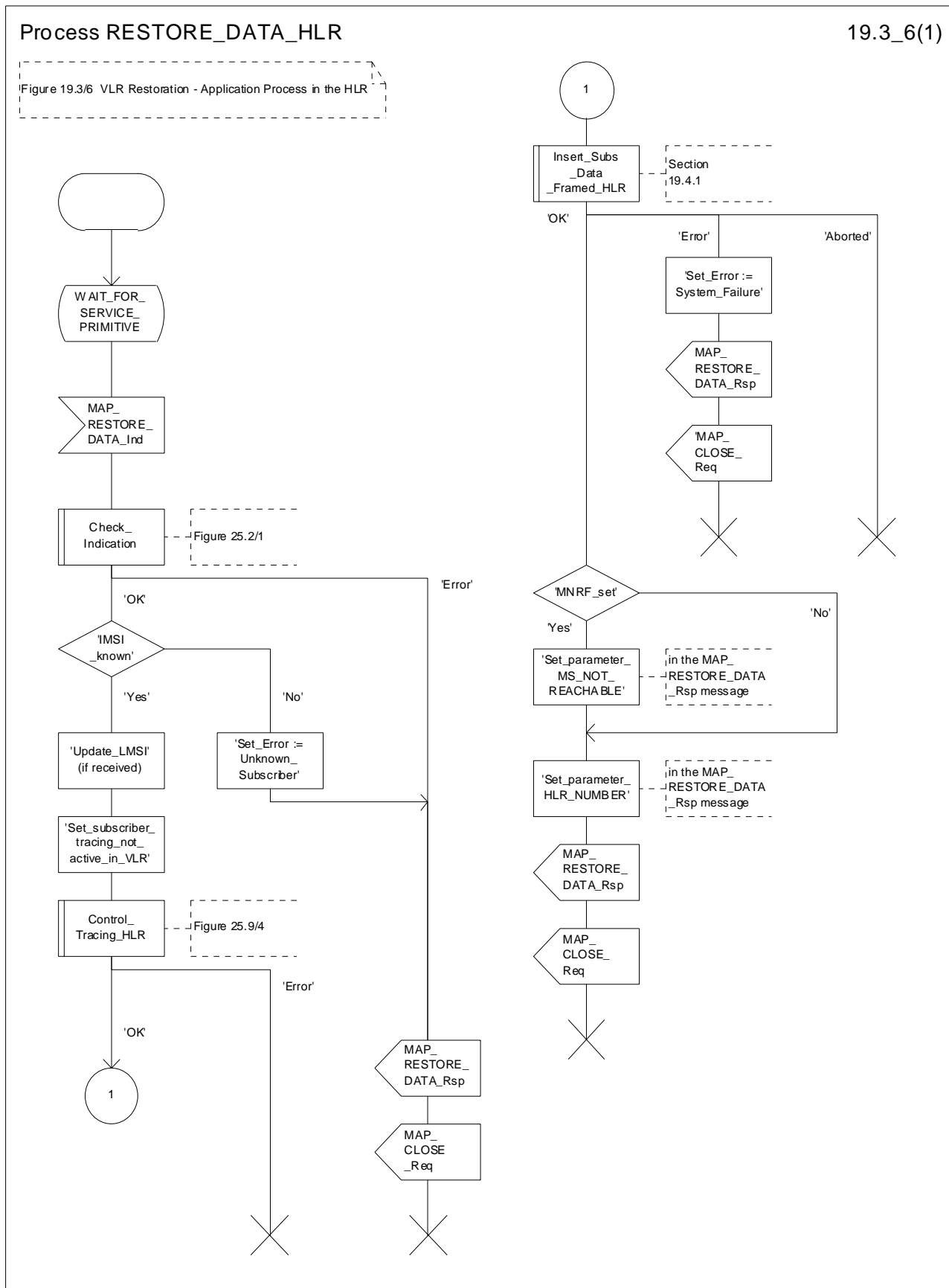


Figure 19.3/6: Process RESTORE\_DATA\_HLR

## 19.4 Macro Insert\_Subscriber\_Data\_Framed\_HLR

This macro is used by any procedure invoked in HLR which requires the transfer of subscriber data by means of the InsertSubscriberData operation (e.g. Update Location or Restore Data).

The invocation of the operation is done in a dialogue already opened by the framing procedure. Therefore the latter is the one that handles the reception of the open indication and sends the dialogue close request.

The macro calls the process "Send\_Insert\_Subscriber\_Data" (see subclause 25.7.4) as many times as it is needed for transferring all subscriber data. This process call is meant to describe two possible behaviours of HLR to handle service requests and confirmations:

- either the HLR handles requests and confirmations in parallel; or
- the HLR sends the next request only after receiving the confirmation to the previous one.

Another call is done to the macro "Wait\_for\_Insert\_Subscriber\_Data" (see subclause 25.7.3). There the reception and handling of the service confirmations is described.

If certain services required for a subscriber are not supported by the VLR or by the SGSN (e.g. Advice of Charge Charging Level), this may result in one of the following outcomes:

- The HLR stores and sends "Roaming Restriction Due To Unsupported Feature" in a subsequent MAP\_INSERT\_SUBSCRIBER\_DATA service. If "Roaming Restriction Due To Unsupported Feature" is stored in the HLR, the "MSC Area Restricted Flag" shall be set to "restricted". This will prevent MT calls, MT SM and MT USSD from being forwarded to the MSC/VLR;
- The HLR stores and sends other induced subscriber data (e.g. a specific barring program) in a subsequent MAP\_INSERT\_SUBSCRIBER\_DATA service. This will cause rejection of mobile originated service requests, except emergency calls.
- The HLR stores and sends "Roaming Restricted in the SGSN Due To Unsupported Feature" in a subsequent MAP\_INSERT\_SUBSCRIBER\_DATA service. If "Roaming Restricted In SGSN Due To Unsupported Feature" is stored in the HLR, the "SGSN Area Restricted Flag" shall be set to "restricted". This will prevent MT SM from being forwarded to the SGSN and Network Requested PDP-Context Activation;

When the VLR receives regional subscription data (Zone Code List) it may respond with "MSC Area Restricted" in the MAP\_INSERT\_SUBSCRIBER\_DATA response. In this case the "MSC Area Restricted Flag" shall be set to "restricted" in the HLR. This will prevent MT calls, MT SM and MT USSD from being forwarded to the MSC/VLR.

If the HLR neither stores "Roaming Restriction Due To Unsupported Feature" nor receives "MSC Area Restricted" in the MAP\_INSERT\_SUBSCRIBER\_DATA response, the "MSC Area Restricted Flag" in the HLR shall be set to "not restricted".

If subscriber data for CAMEL Phase 2 services are sent to a VLR which does not support CAMEL Phase 2, the service behaviour may be unpredictable or incorrect. The HLR therefore needs to ensure that at the conclusion of a location updating dialogue the data in the VLR do not require a capability that the VLR does not have. Possible mechanisms to ensure this are described in GSM 03.78.

The HLR should send a Forwarded-to number which is not in E.164 international format to the VLR only when the HLR has ascertained that the VLR supports CAMEL Phase 2. Thus, the ISD message containing the Forwarded-to number which is not in E.164 international format shall be sent to the VLR only after the HLR receives confirmation in the first ISD message result that CAMEL Phase 2 is supported.

A Forwarded-to number non-international E.164 format shall only be sent from an HLR to a VLR if the VLR supports CAMEL Phase 2, or a subsequent phase of CAMEL.

When the SGSN receives regional subscription data (Zone Code List) it may respond with "SGSN Area Restricted" in the MAP\_INSERT\_SUBSCRIBER\_DATA response. In this case the "SGSN Area Restricted Flag" shall be set to "restricted" in the HLR. This will prevent MT SM from being forwarded to the SGSN and Network Requested PDP-Context Activation.

If the HLR neither stores "Roaming Restricted In SGSN Due To Unsupported Feature" nor receives "SGSN Area Restricted" in the MAP\_INSERT\_SUBSCRIBER\_DATA response, the "SGSN Area Restricted Flag" in the HLR shall be set to "not restricted".

The SDL diagrams are shown in figures 19.4/1 and 19.4/2.

Macrodefinition Insert\_Subs\_Data\_Framed\_HLR

19.4\_1(1)

Figure 19.4/1: Macro to transfer subscriber data from HLR to VLR during an existing dialogue

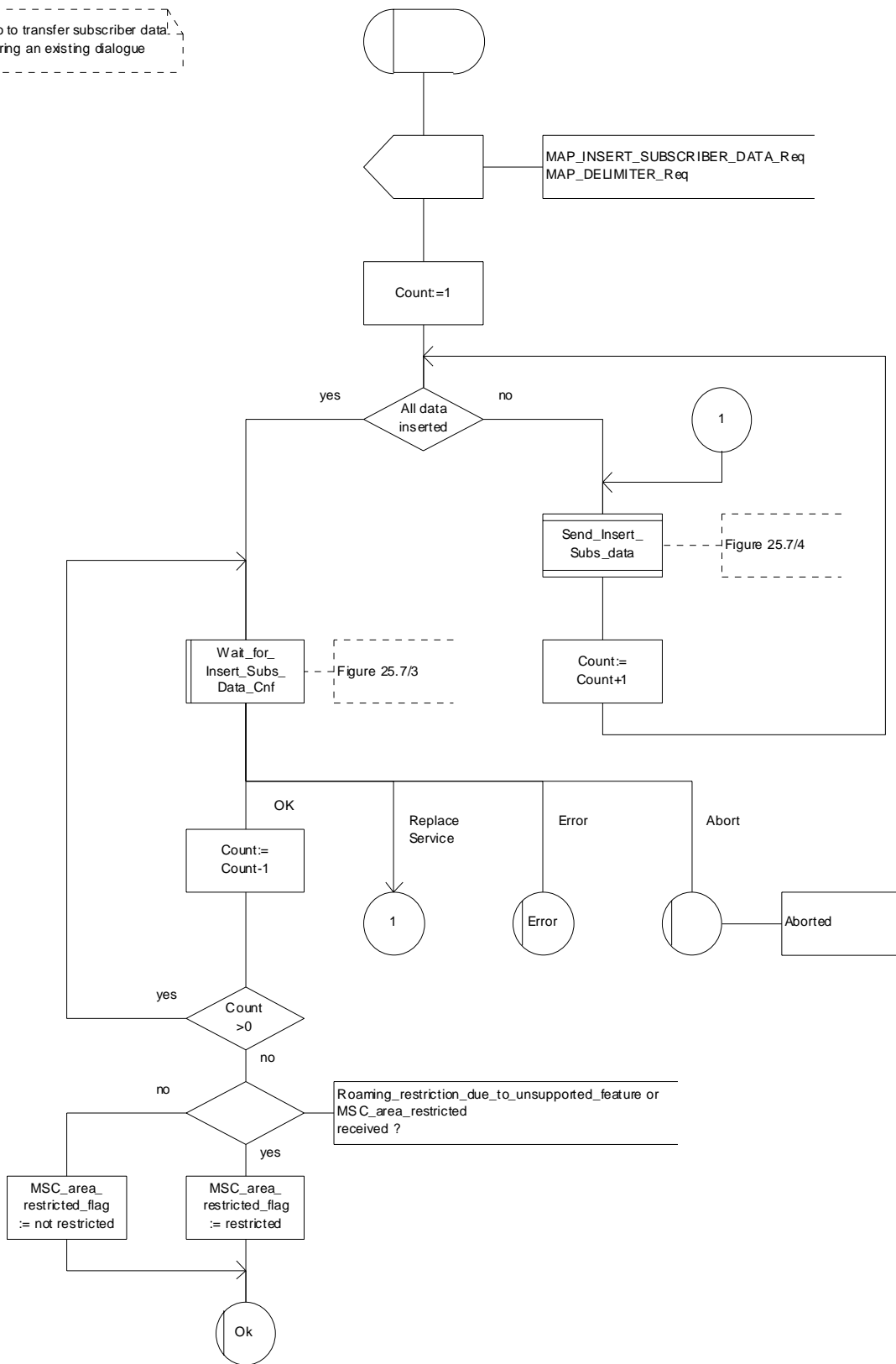


Figure 19.4/1: Macro Insert\_Subs\_Data\_Framed\_HLR

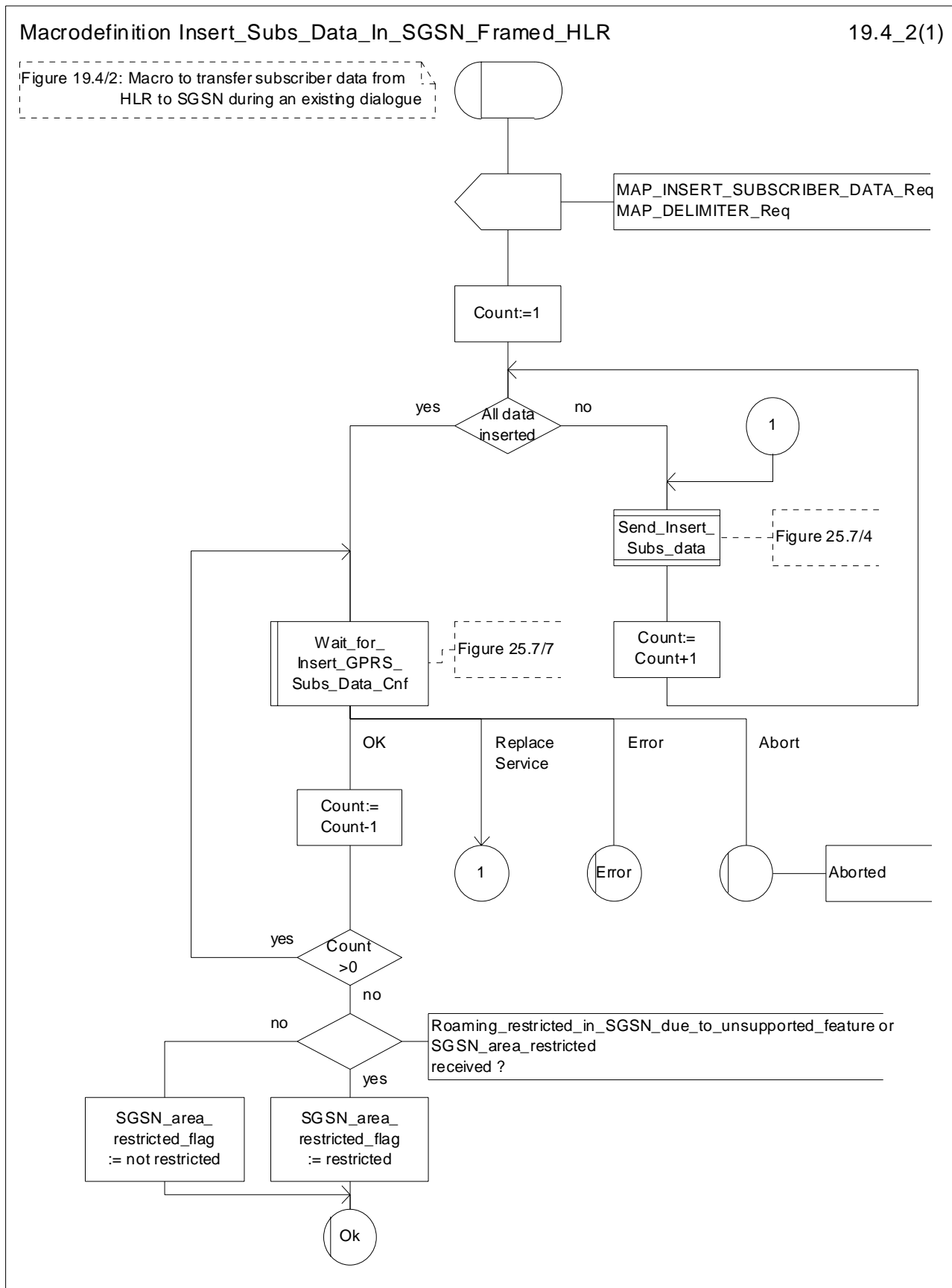


Figure 19.4/2: Macro Insert\_Subs\_Data\_In\_SGSN\_Framed\_HLR



---

## 20 Operation and maintenance procedures

### 20.1 General

The Operation and Maintenance procedures are needed for operating and maintaining the GSM PLMN network.

The following procedures exist for operation and maintenance purposes:

- i) Tracing procedures;
- ii) Subscriber Data Management procedures;
- iii) Subscriber Identity procedures.

The following application contexts refer to complex MAP Users consisting of several processes:

- subscriberDataManagementContext;
- tracingContext.

These two application contexts need a co-ordinating process in the VLR or in the SGSN as described in the following subclauses.

#### 20.1.1 Tracing Co-ordinator for the VLR

The MAP\_OPEN indication opens the dialogue for the stand-alone tracing procedure when the application context tracingContext is received. If that service is successful, the Co-ordinator can receive the first service primitive from the MAP\_PM. Depending on the received primitive, the user process is created as follows:

- if the MAP\_ACTIVATE\_TRACE\_MODE indication is received, the process ATM\_VLR\_Standalone is created;
- if the MAP\_DEACTIVATE\_TRACE\_MODE indication is received, the process DTM\_VLR\_Standalone is created.

After creation of the user process the Co-ordinator relays the messages between the MAP\_PM and the invoked process until a request or an indication for dialogue termination is received.

The Tracing Co-ordinator is shown in the figure 20.1/1.

Process Co\_Tracing\_VLR

20.1\_1(1)

Figure 20.1/1: Co-ordinating process for the tracing procedures in the VLR

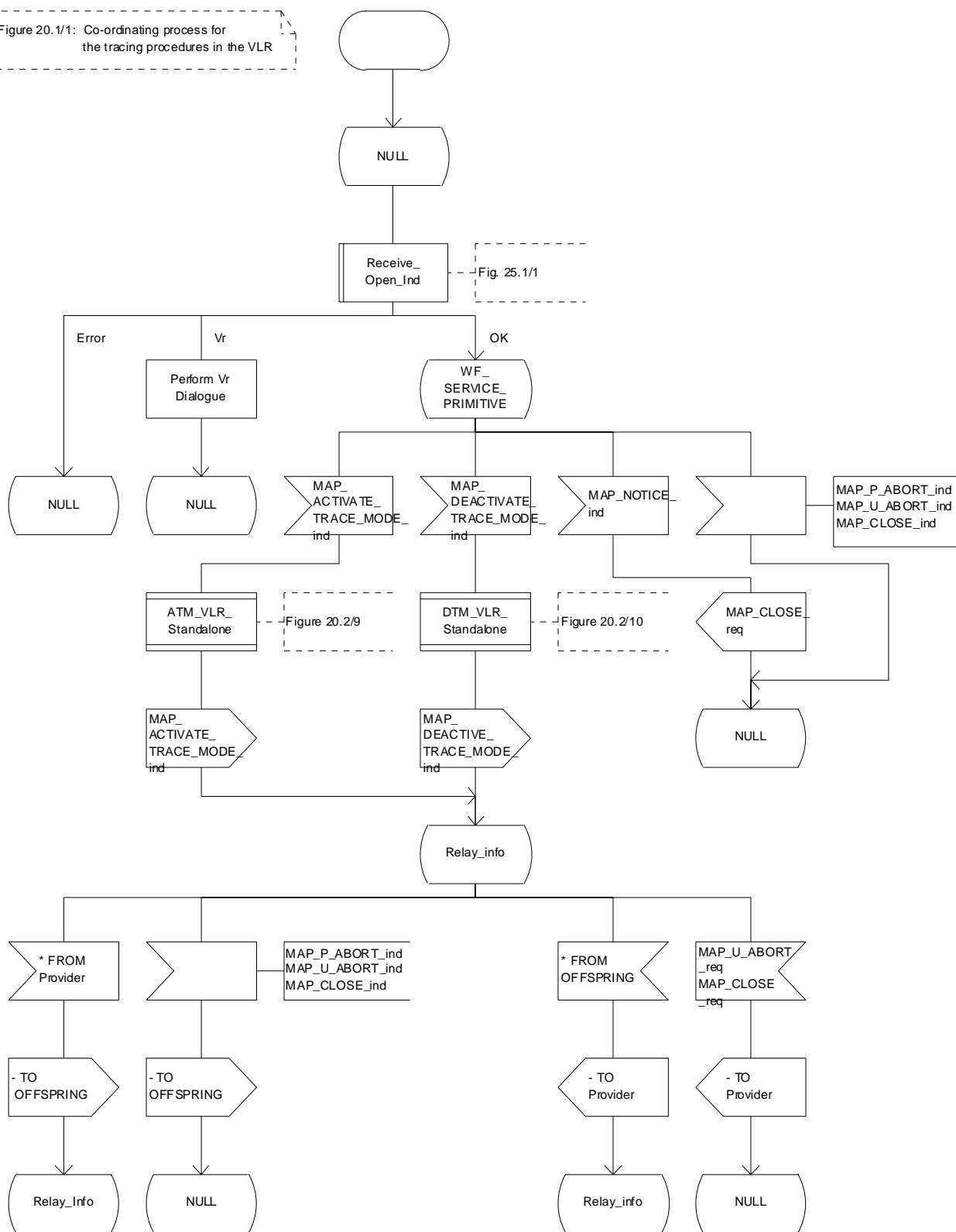


Figure 20.1/1: Process Co\_Tracing\_VLR

## 20.1.2 Subscriber Data Management Co-ordinator for the VLR

The MAP\_OPEN indication opens the dialogue for the stand-alone subscriber data management procedure when the application context subscriberDataManagementContex is received. If that service is successful, the Co-ordinator can receive the first service primitive from the MAP\_PM. Depending on the received primitive, the user process is created as follows:

- if the MAP\_INSERT\_SUBSCRIBER\_DATA indication is received, the process INS\_SUBS\_DATA\_VLR is created;
- if the MAP\_DELETE\_SUBSCRIBER\_DATA indication is received, the process Delete\_Subscriber\_Data\_VLR is created.

After creation of the user process the Co-ordinator relays the messages between the MAP\_PM and the invoked process until a request or an indication for dialogue termination is received.

The Subscriber\_Data\_Management Co-ordinator is shown in the figure 20.1/2.

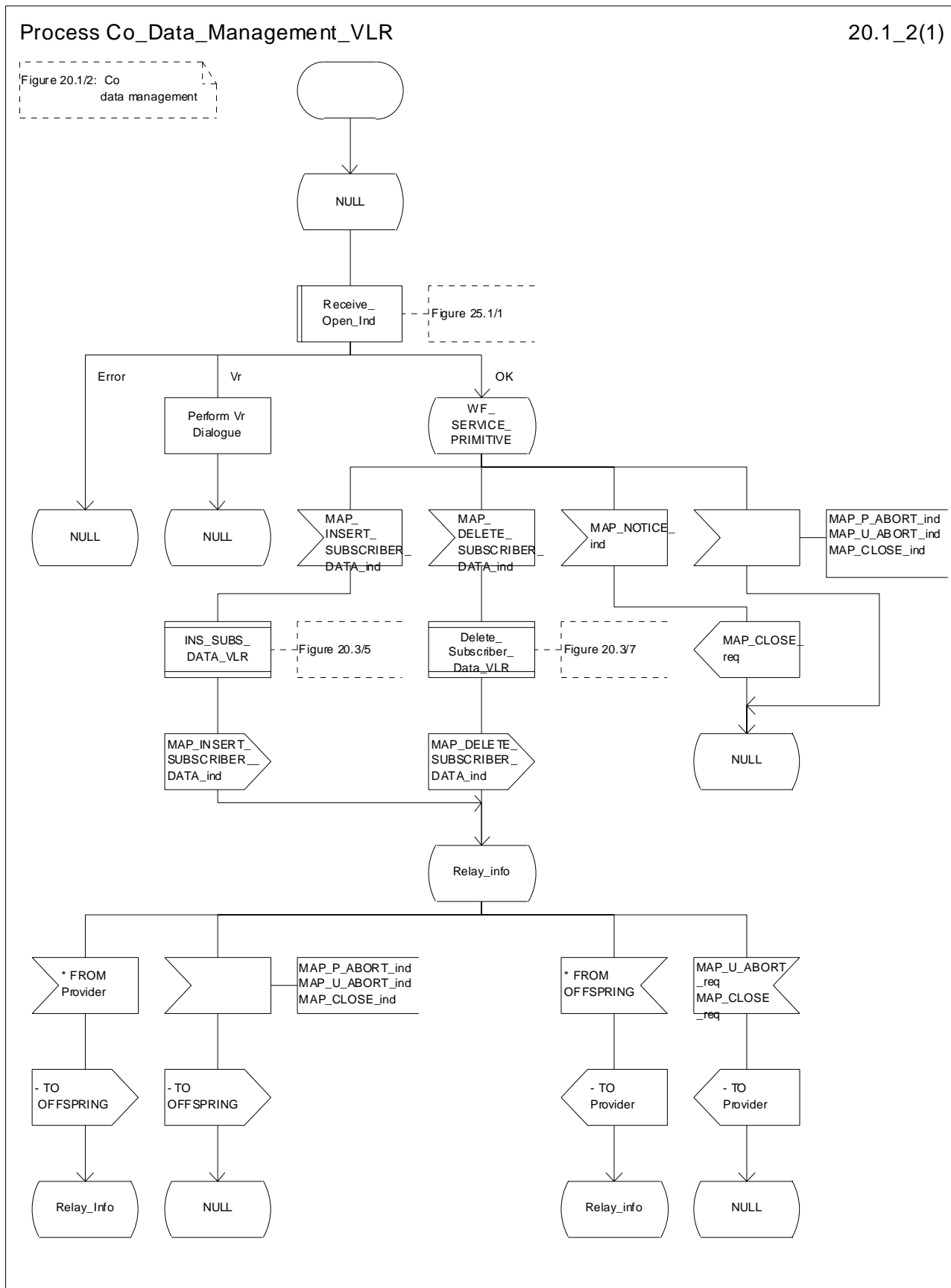


Figure 20.1/2: Process Co\_Data\_Management\_VLR

### 20.1.3 Tracing Co-ordinator for the SGSN

The MAP\_OPEN indication opens the dialogue for the stand-alone tracing procedure when the application context tracingContext is received. If that service is successful, the Co-ordinator can receive the first service primitive from the MAP\_PM. Depending on the received primitive, the user process is created as follows:

- if the MAP\_ACTIVATE\_TRACE\_MODE indication is received, the process ATM\_SGSN\_Standalone is created;
- if the MAP\_DEACTIVATE\_TRACE\_MODE indication is received, the process DTM\_SGSN\_Standalone is created.

After creation of the user process the Co-ordinator relays the messages between the MAP\_PM and the invoked process until a request or an indication for dialogue termination is received.

The Tracing Co-ordinator for the SGSN is shown in the figure 20.1/3.

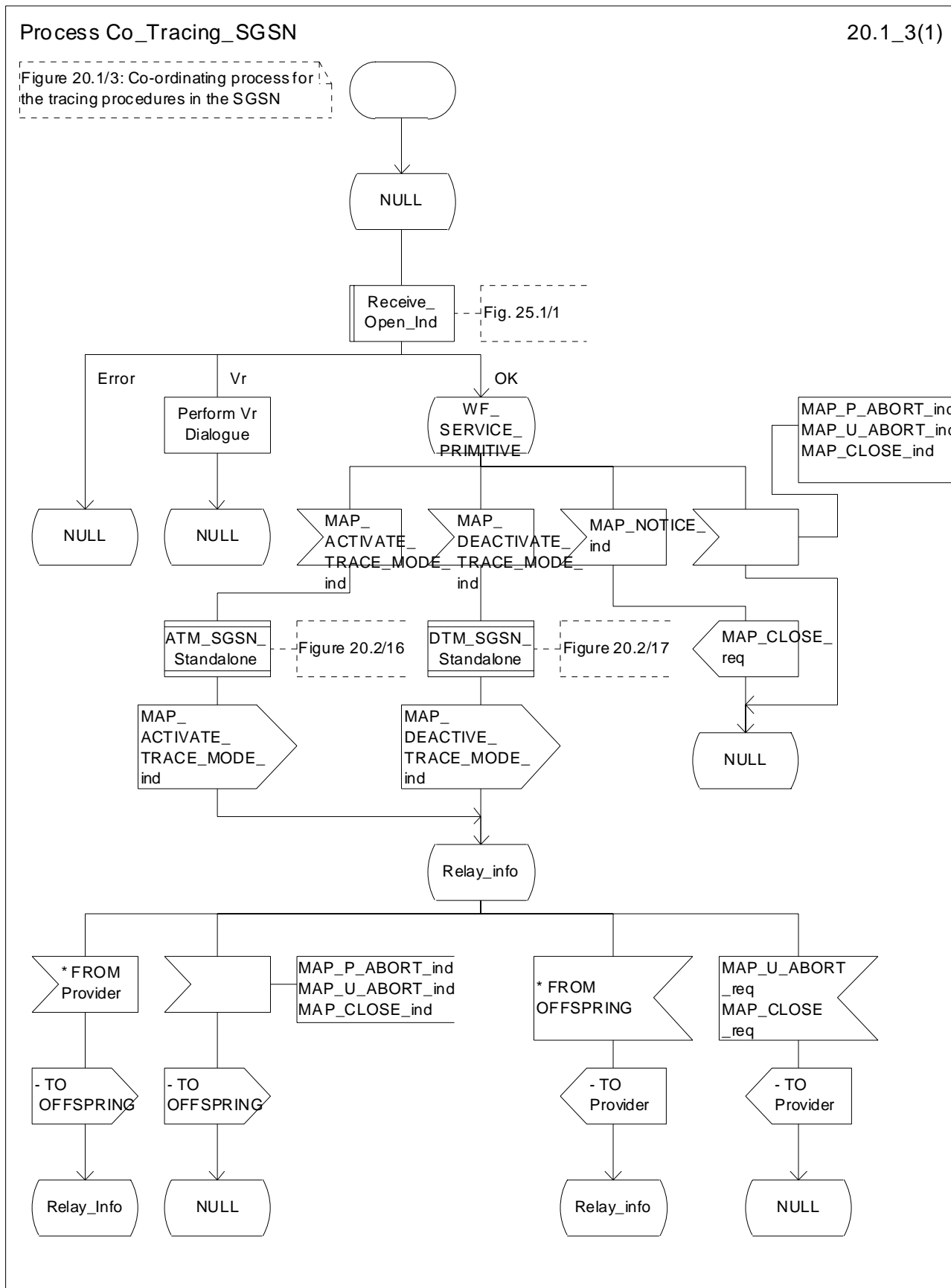


Figure 20.1/3: Process Co\_Tracing\_SGSN

## 20.1.4 Subscriber Data Management Co-ordinator for the SGSN

The MAP\_OPEN indication opens the dialogue for the stand-alone subscriber data management procedure when the application context subscriberDataManagementContext is received. If that service is successful, the Co-ordinator can receive the first service primitive from the MAP\_PM. Depending on the received primitive, the user process is created as follows:

- if the MAP\_INSERT\_SUBSCRIBER\_DATA indication is received, the process INS\_SUBS\_DATA\_SGSN is created;
- if the MAP\_DELETE\_SUBSCRIBER\_DATA indication is received, the process Delete\_Subscriber\_Data\_SGSN is created.

After creation of the user process the Co-ordinator relays the messages between the MAP\_PM and the invoked process until a request or an indication for dialogue termination is received.

The Subscriber\_Data\_Management Co-ordinator is shown in the figure 20.1/4.

Process Co\_Data\_Management\_SGSN

20.1\_4(1)

Figure 20.1/4: Co-ordinating process for the subscriber data management procedures in the SGSN

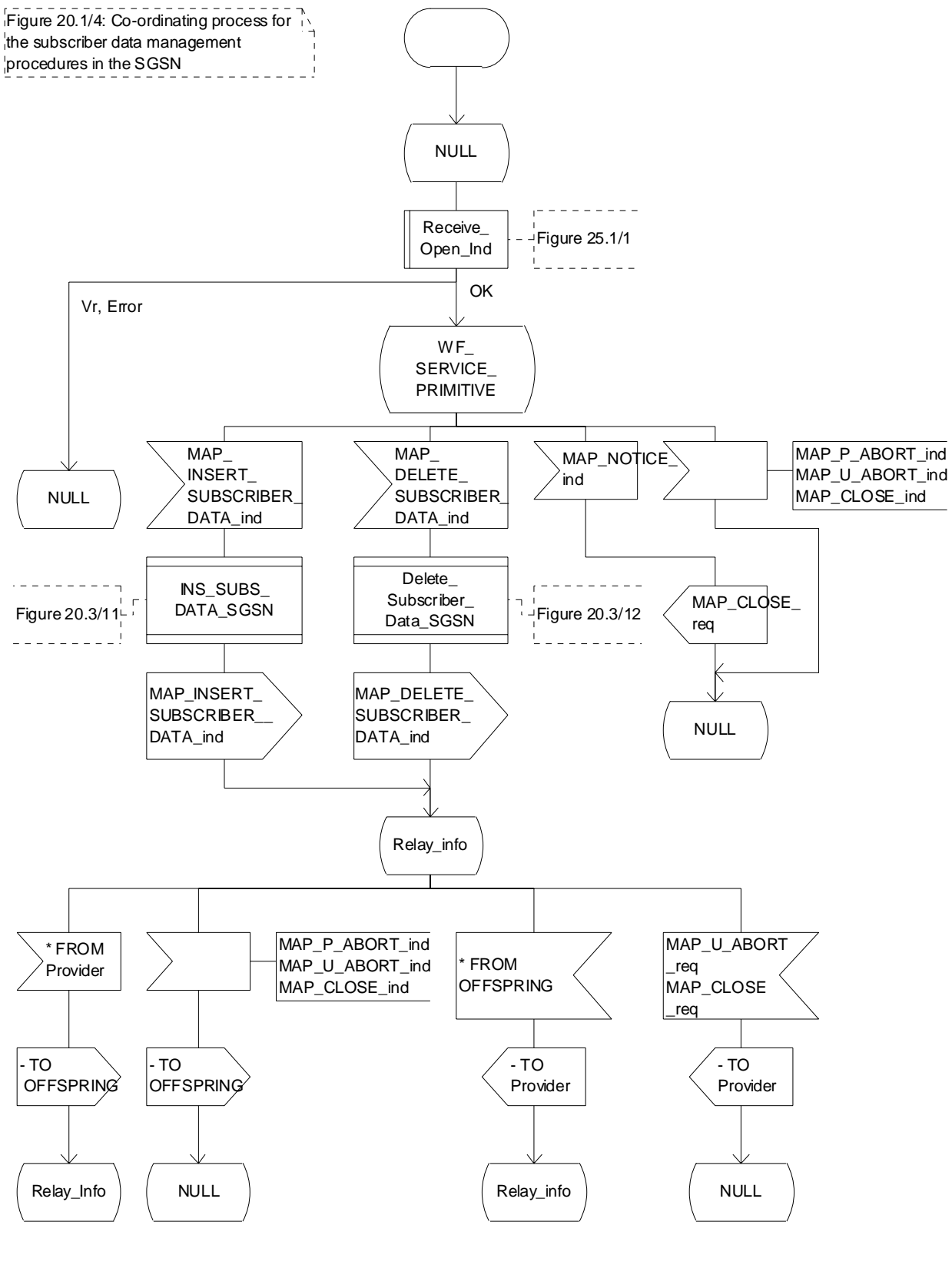


Figure 20.1/4: Process Co\_Data\_Management\_SGSN



## 20.2 Tracing procedures

Three type of tracing procedures exist:

- i) Subscriber tracing management procedures;
- ii) Subscriber tracing procedures;
- iii) Event tracing procedures.

The subscriber tracing management procedures are used for management of the status and the type of the tracing. The subscriber tracing activation procedure is used at location updating or data restoration when the trace mode of a subscriber is set active in the HLR or, as a stand alone procedure, when the subscriber is already registered and the trace mode becomes active in the HLR. The procedures for providing a trace request to the VLR are shown in figures 20.2/1 and 20.2/2. The procedures for providing a trace request to the SGSN are shown in figures 20.2/11 and 20.2/12.

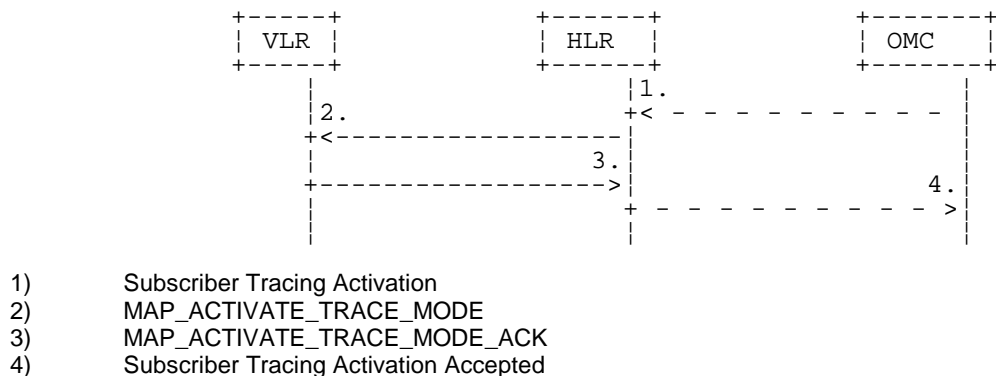


Figure 20.2/1: Stand alone subscriber tracing activation procedure

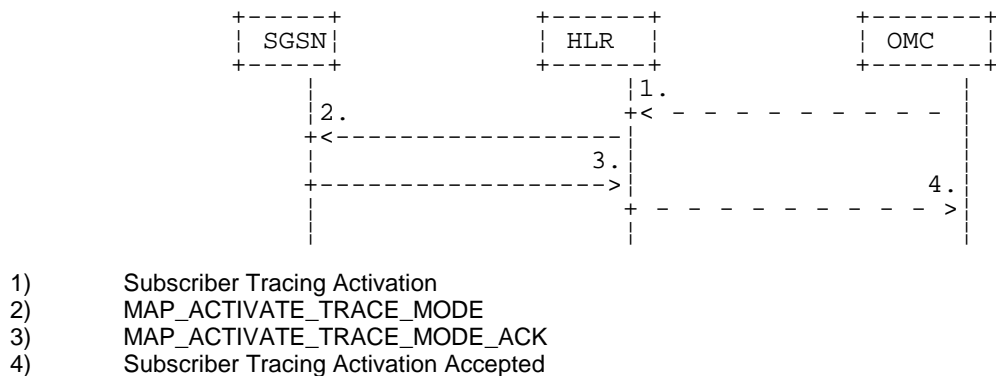
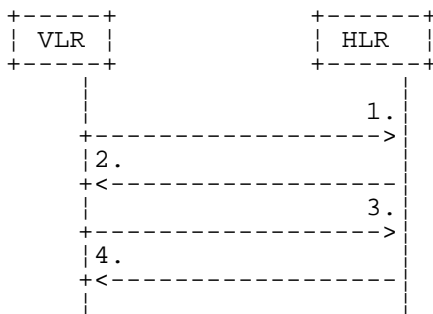
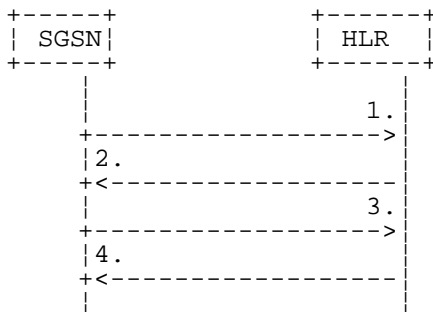


Figure 20.2/11: Stand alone subscriber tracing activation procedure for GPRS



- 1) MAP\_UPDATE\_LOCATION or MAP\_RESTORE\_DATA
- 2) MAP\_ACTIVATE\_TRACE\_MODE
- 3) MAP\_ACTIVATE\_TRACE\_MODE\_ACK
- 4) MAP\_UPDATE\_LOCATION\_ACK or MAP\_RESTORE\_DATA\_ACK

Figure 20.2/2: Subscriber tracing activation procedure at location updating or data restoration

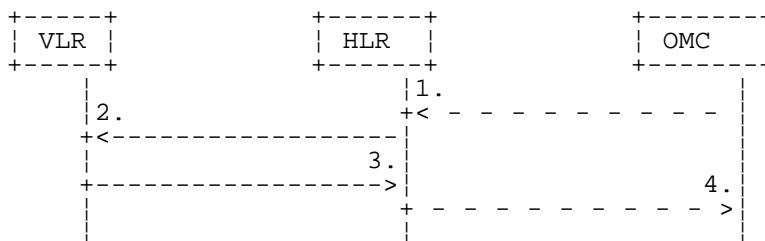


- 1) MAP\_UPDATE\_GPRS\_LOCATION
- 2) MAP\_ACTIVATE\_TRACE\_MODE
- 3) MAP\_ACTIVATE\_TRACE\_MODE\_ACK
- 4) MAP\_UPDATE\_GPRS\_LOCATION\_ACK

Figure 20.2/12: Subscriber tracing activation procedure at GPRS location updating

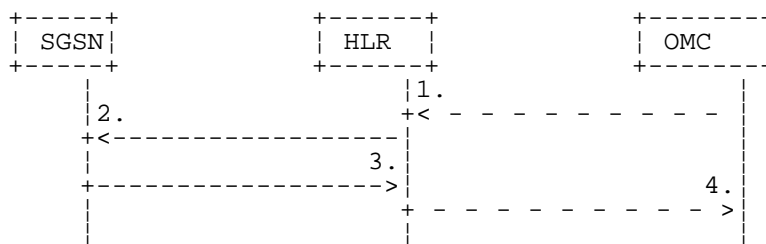
The HLR sends the trace request (IMSI, trace reference, trace type and identity of the OMC) to the VLR or to the SGSN in a MAP\_ACTIVATE\_TRACE\_MODE request. The receipt of this primitive is acknowledged. The acknowledge primitive will indicate that the trace request is accepted by the VLR or by the SGSN. If the request is not accepted, the reason will be reported to the HLR.

The subscriber tracing deactivation procedure is used when the trace request of a subscriber is to be cancelled in the VLR or in the SGSN. The procedures is shown in figures 20.2/3 and 20.2/13.



- 1) Subscriber Tracing Deactivation
- 2) MAP\_DEACTIVATE\_TRACE\_MODE
- 3) MAP\_DEACTIVATE\_TRACE\_MODE\_ACK
- 4) Subscriber Tracing Deactivation Accepted

Figure 20.2/3: Subscriber tracing deactivation procedure

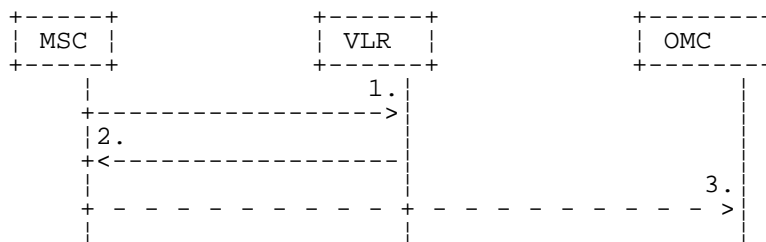


- 1) Subscriber Tracing Deactivation
- 2) MAP\_DEACTIVATE\_TRACE\_MODE
- 3) MAP\_DEACTIVATE\_TRACE\_MODE\_ACK
- 4) Subscriber Tracing Deactivation Accepted

**Figure 20.2/13: Subscriber tracing deactivation procedure for GPRS**

The HLR sends a MAP\_DEACTIVATE\_TRACE\_MODE request to the VLR or to the SGSN. The VLR or the SGSN will acknowledge the deactivation. The acknowledge primitive will indicate that the trace request has been deleted by the VLR or by the SGSN. If the deactivation is not accepted, the reason will be reported to the HLR.

The subscriber tracing procedures are used when the VLR detects any subscriber related activity for which the trace mode is activated, e.g. receives the MAP\_PROCESS\_ACCESS\_REQUEST indication. The procedure is shown in figure 20.2/4.



- 1) MAP\_PROCESS\_ACCESS\_REQUEST, MAP\_UPDATE\_LOCATION\_AREA,
- 2) MAP\_TRACE\_SUBSCRIBER\_ACTIVITY
- 3) Subscriber tracing information

**Figure 20.2/4: Subscriber tracing procedure in the servicing MSC**

The VLR will generate the MAP\_TRACE\_SUBSCRIBER\_ACTIVITY indication. The receiving MSC will send the trace record to the OMC.

[Figure numbers 20.2/5 and 20.2/6 are spare.]

## 20.2.1 Procedures in the HLR

### 20.2.1.1 Subscriber tracing activation procedure

When receiving the subscriber tracing mode activation command for a subscriber from the OMC, the HLR will activate tracing, if the subscriber is known and registered in the HLR and the subscriber is roaming in the home PLMN area. The MAP\_ACTIVATE\_TRACE\_MODE request is sent to the VLR or to the SGSN where the subscriber is registered.

If the MAP\_ACTIVATE\_TRACE\_MODE confirmation is received indicating an error situation, the errors are mapped to the OMC interface. The activation request may also be repeated; the number of repeat attempts and the time in between are HLR operator options, depending on the error returned by the VLR or the SGSN.

If the subscriber is known in the HLR, but is deregistered or roaming outside the home PLMN area, the subscriber tracing status is activated in the HLR, but the VLR or the SGSN is not updated.

When receiving a request for location updating or data restoration while the subscriber trace mode is active, the macro Control\_Tracing\_HLR (see figure 25.9/4) shall be initiated by the location updating process in the HLR.

The subscriber tracing activation process in the HLR with VLR is shown in figure 20.2/7.

The subscriber tracing activation process in the HLR with SGSN is shown in figure 20.2/14.

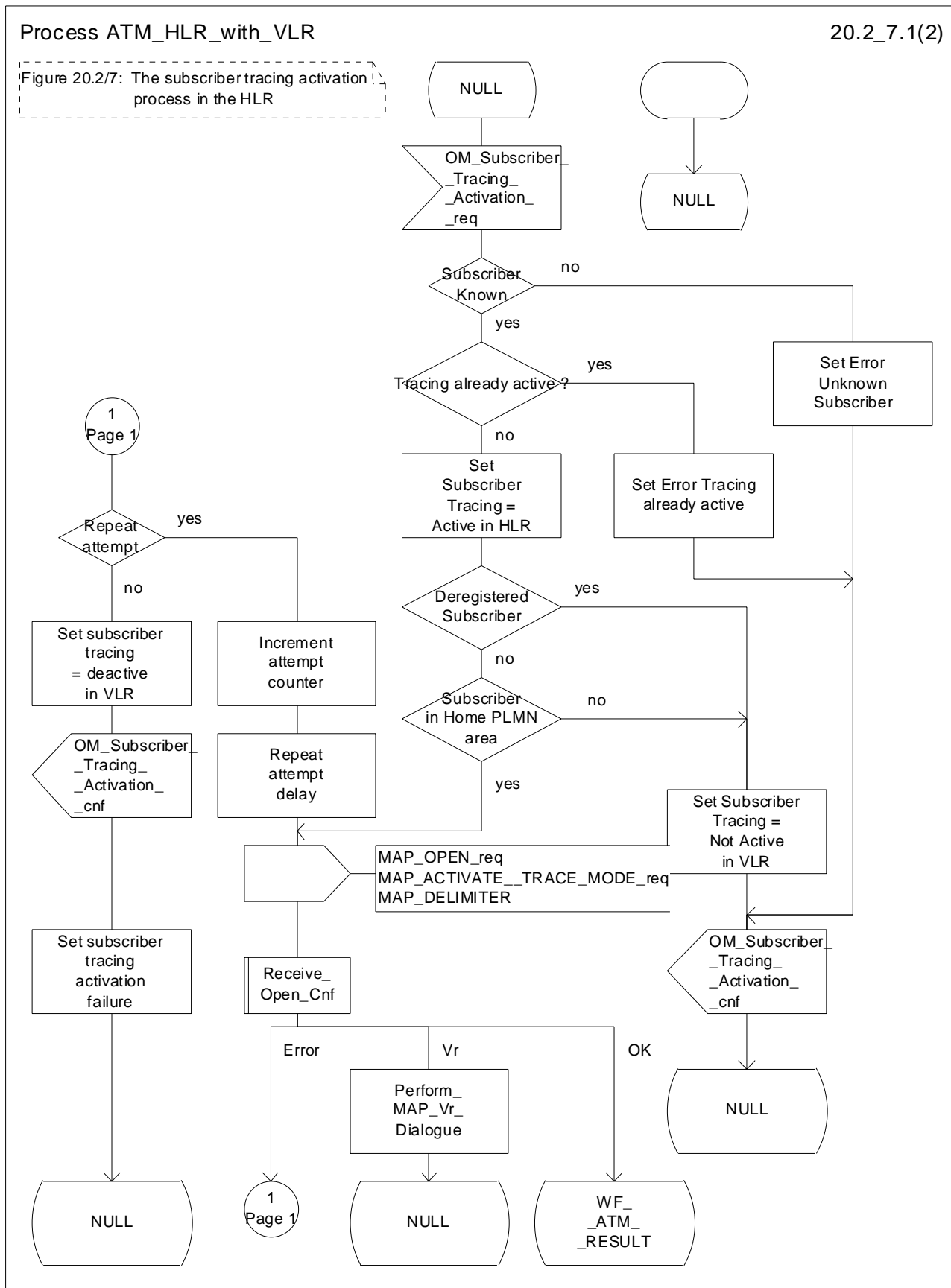


Figure 20.2/7 (sheet 1 of 2): Process ATM\_HLR\_with\_VLR

Process ATM\_HLR\_with\_VLR

20.2\_7.2(2)

Figure 20.2/7: The subscriber tracing activation process in the HLR

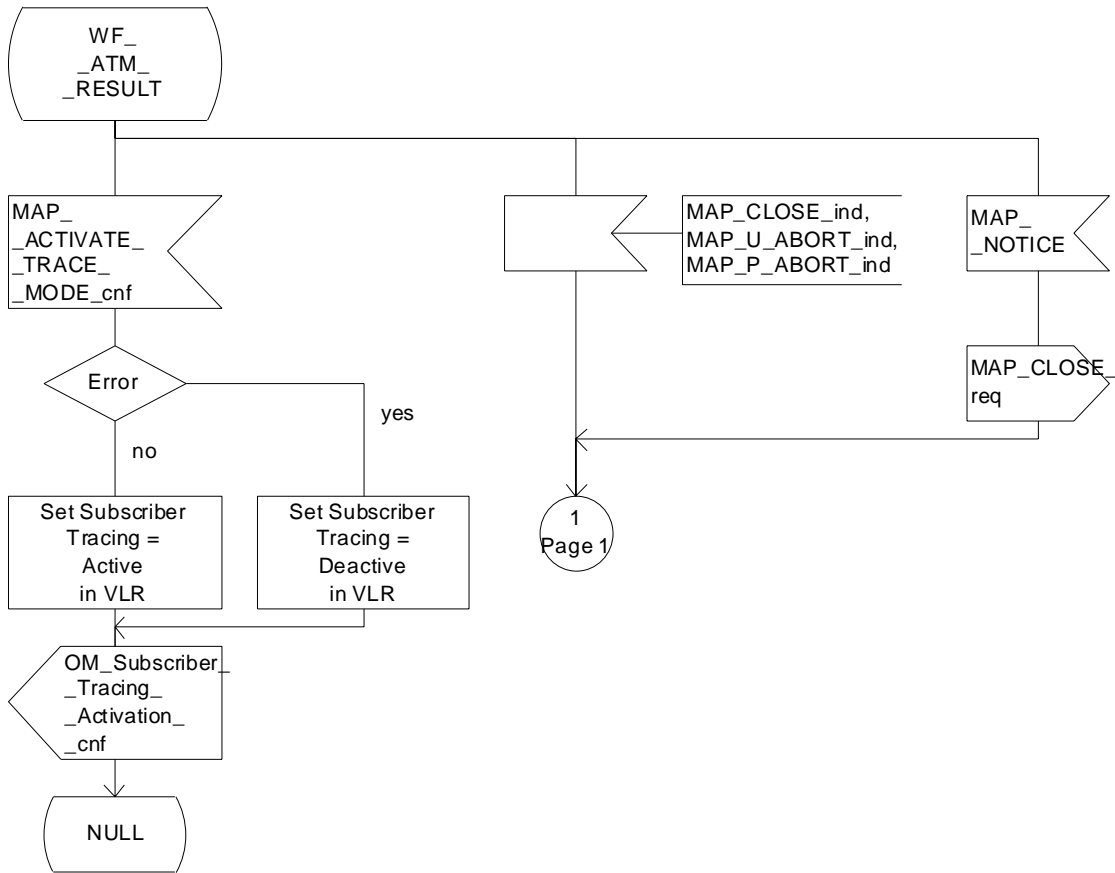


Figure 20.2/7 (sheet 2 of 2): Process ATM\_HLR\_with\_VLR

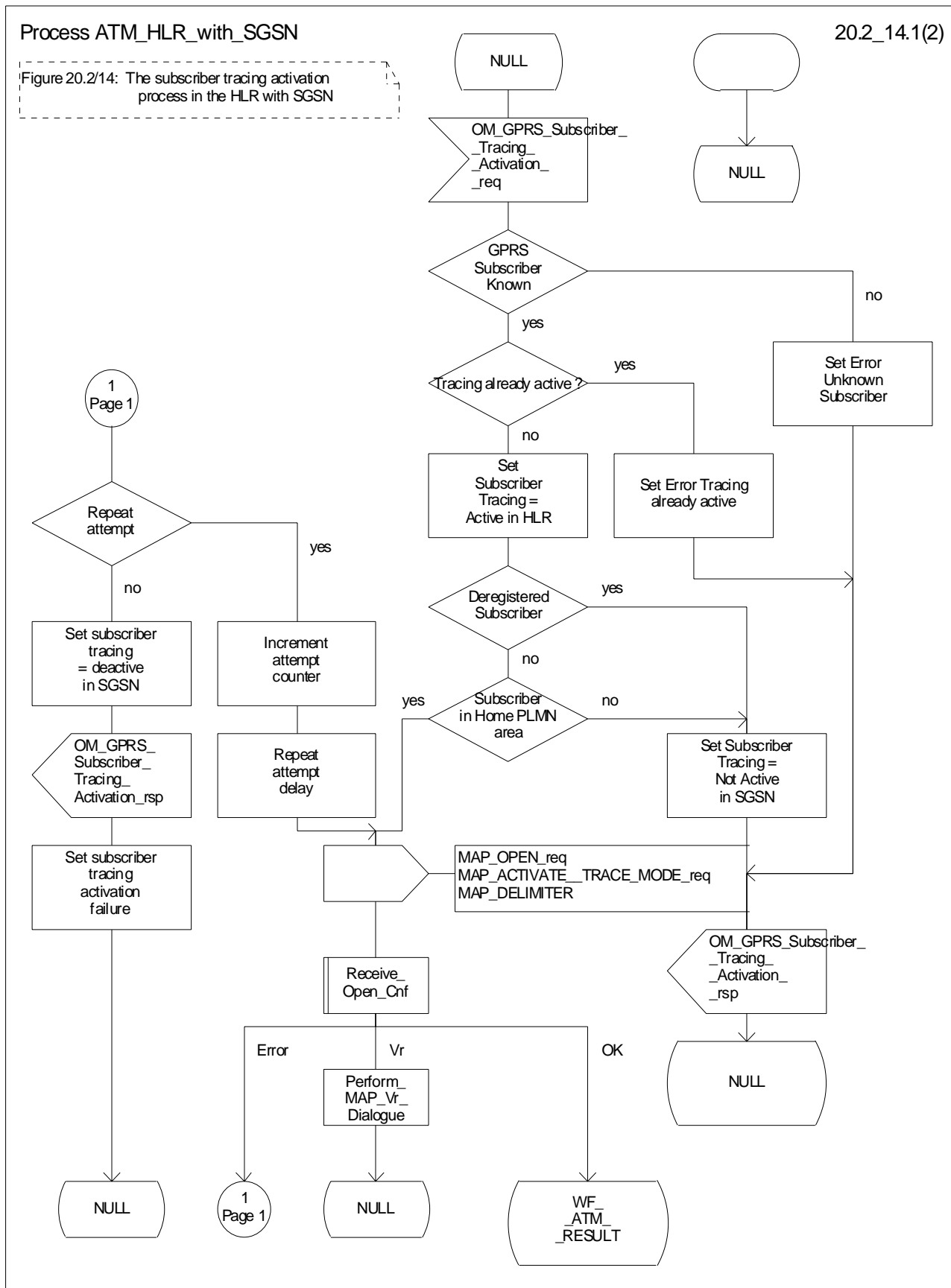


Figure 20.2/14 (sheet 1 of 2): Process ATM\_HLR\_with\_SGSN

Process ATM\_HLR\_with\_SGSN

20.2\_14.2(2)

Figure 20.2/14: The subscriber tracing activation process in the HLR with SGSN

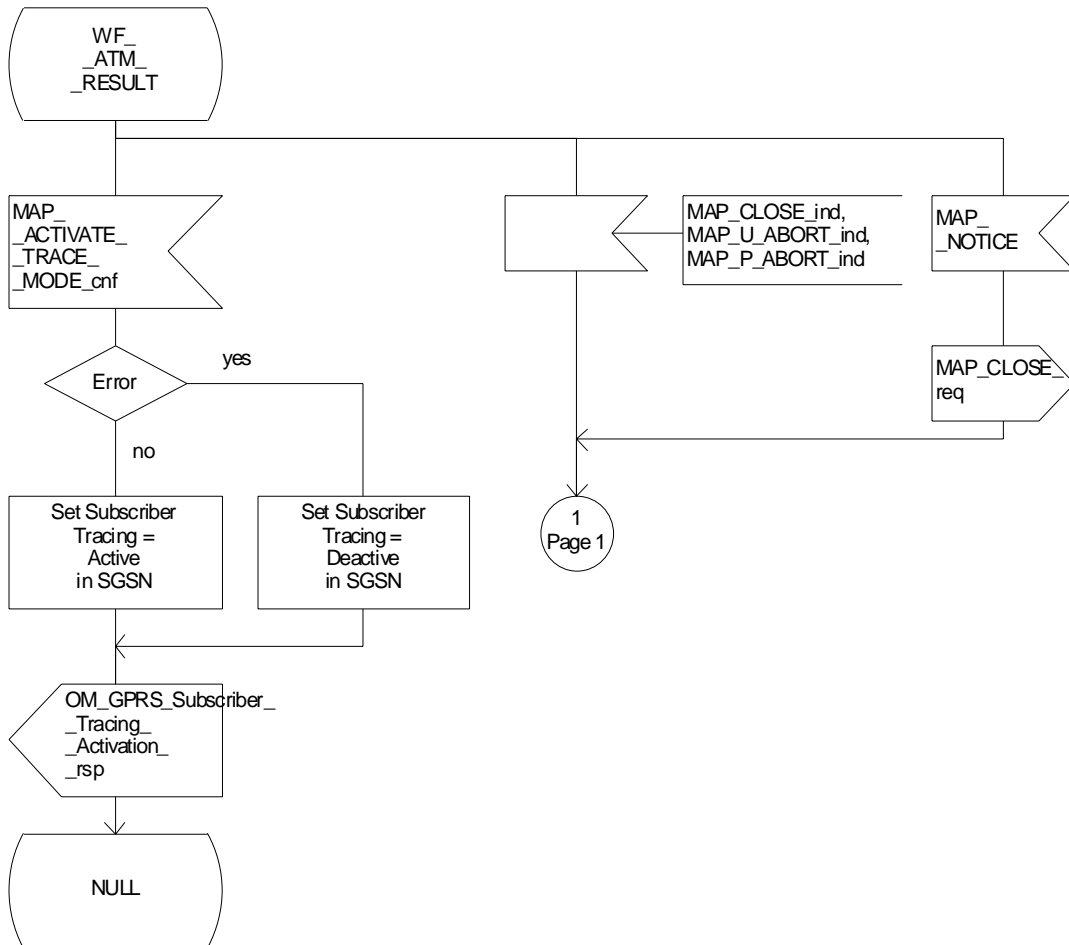


Figure 20.2/14 (sheet 2 of 2): Process ATM\_HLR\_with\_SGSN



### 20.2.1.2 Subscriber tracing deactivation procedure

When receiving the subscriber trace mode deactivation command for a subscriber from the OMC, the HLR will send the MAP\_DEACTIVATE\_TRACE\_MODE request to the VLR or to the SGSN where the subscriber is registered, if the trace mode activation has been carried out. The subscriber tracing in HLR is set to a deactive state.

If the operation is successful, the HLR will set the subscriber tracing in VLR or in SGSN to a deactive state.

If the MAP\_DEACTIVATE\_TRACE\_MODE confirmation is received indicating an error situation, the errors are mapped to the OMC interface. The deactivation request may be also repeated; the number of repeat attempts and the time in between are HLR operator options, depending on the error returned by the VLR or by the SGSN.

The subscriber tracing deactivation procedure with VLR is shown in figure 20.2/8.

The subscriber tracing deactivation procedure with SGSN is shown in figure 20.2/15.

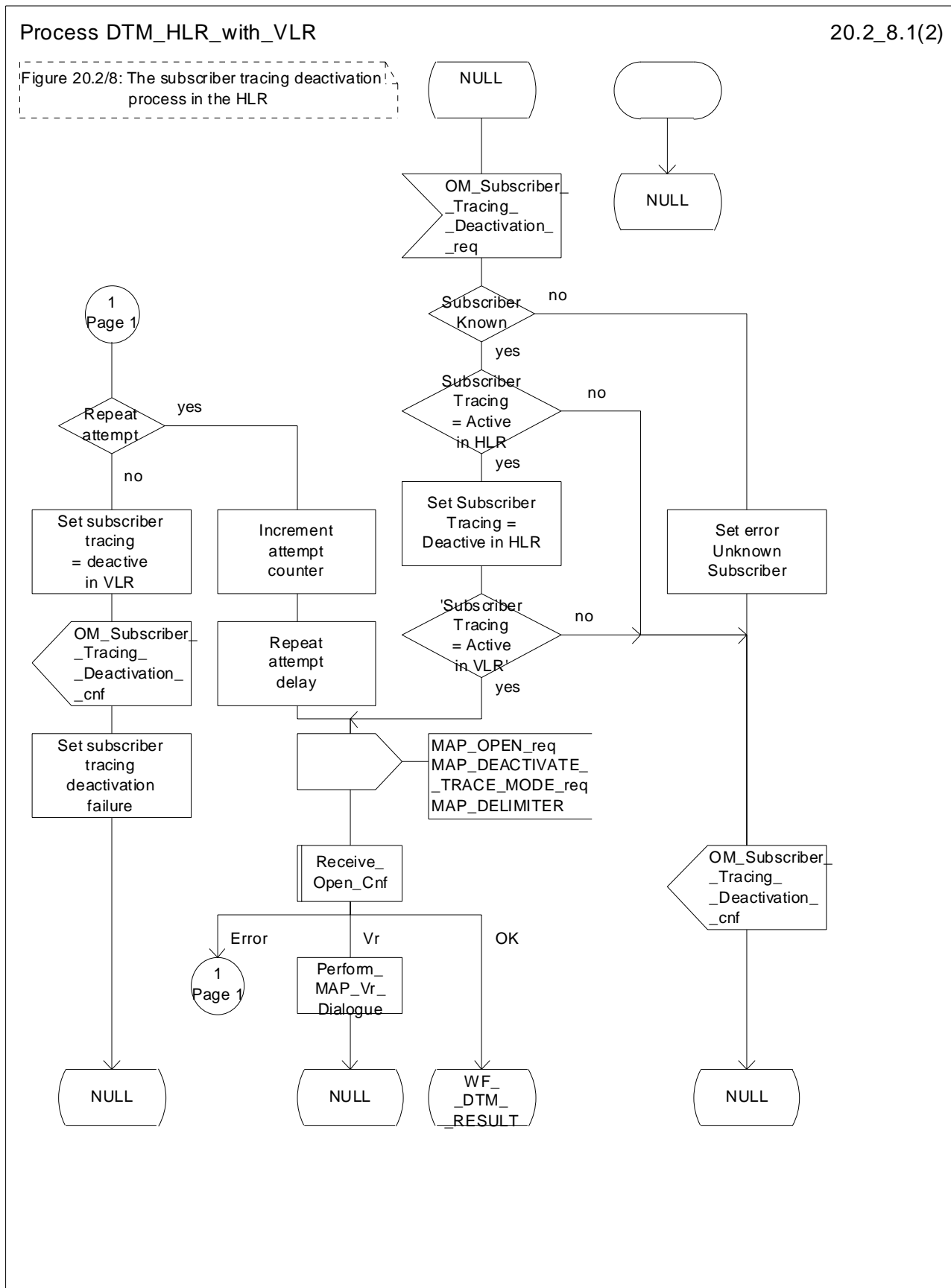


Figure 20.2/8 (sheet 1 of 2): Process DTM\_HLR\_with\_VLR

Process DTM\_HLR\_with\_VLR

20.2\_8.2(2)

Figure 20.2/8: The subscriber tracing deactivation process in the HLR

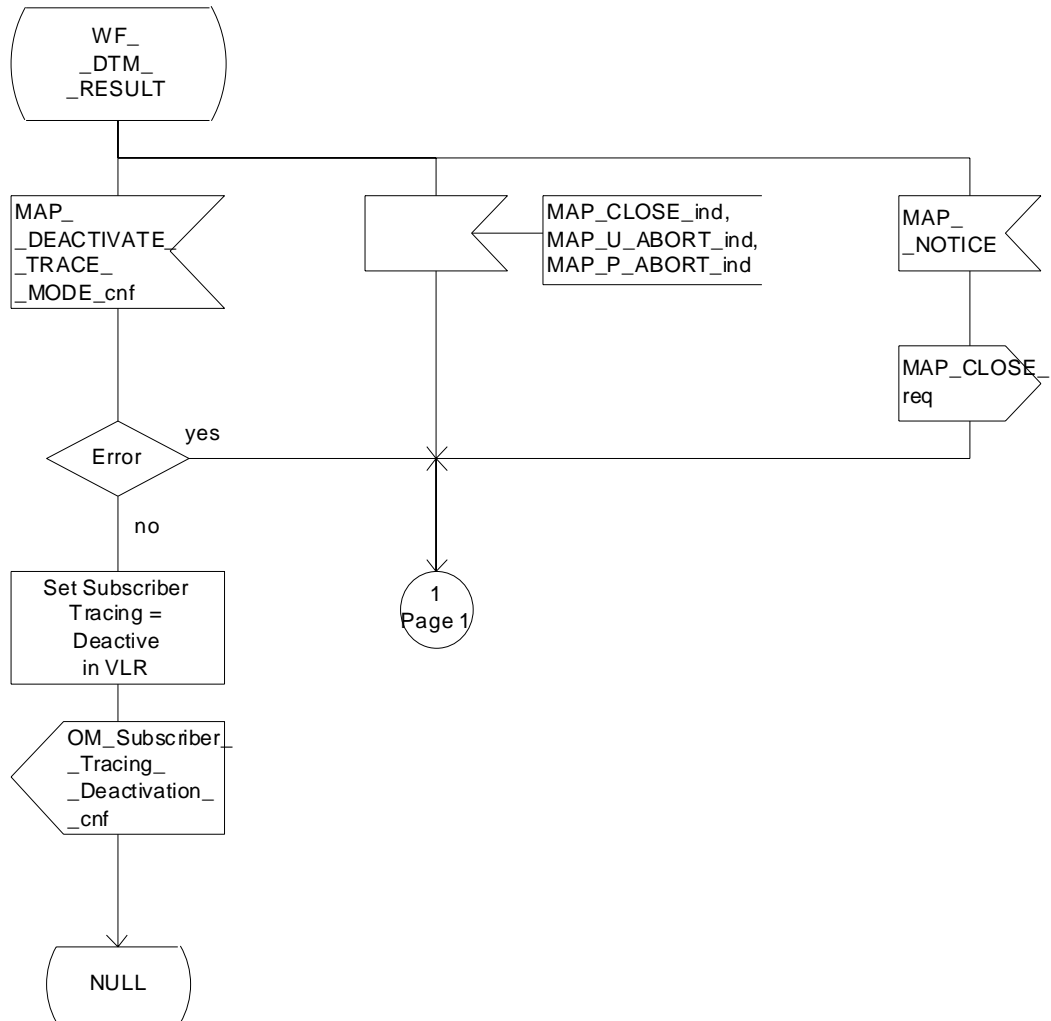


Figure 20.2/8 (sheet 2 of 2): Process DTM\_HLR\_with\_VLR

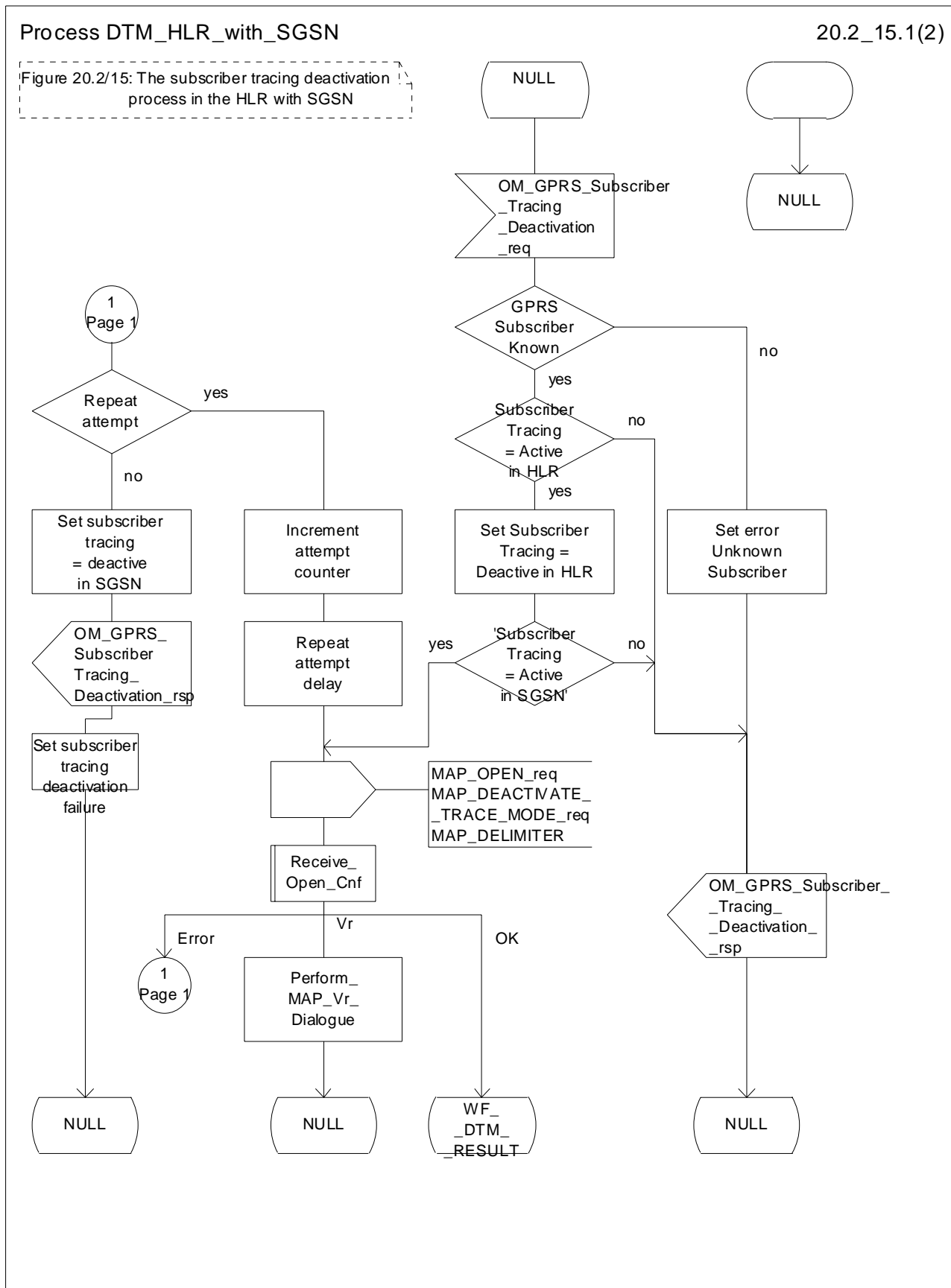


Figure 20.2/15 (sheet 1 of 2): Process DTM\_HLR\_with\_SGSN

Process DTM\_HLR\_with\_SGSN

20.2\_15.2(2)

Figure 20.2/15: The subscriber tracing deactivation process in the HLR with SGSN

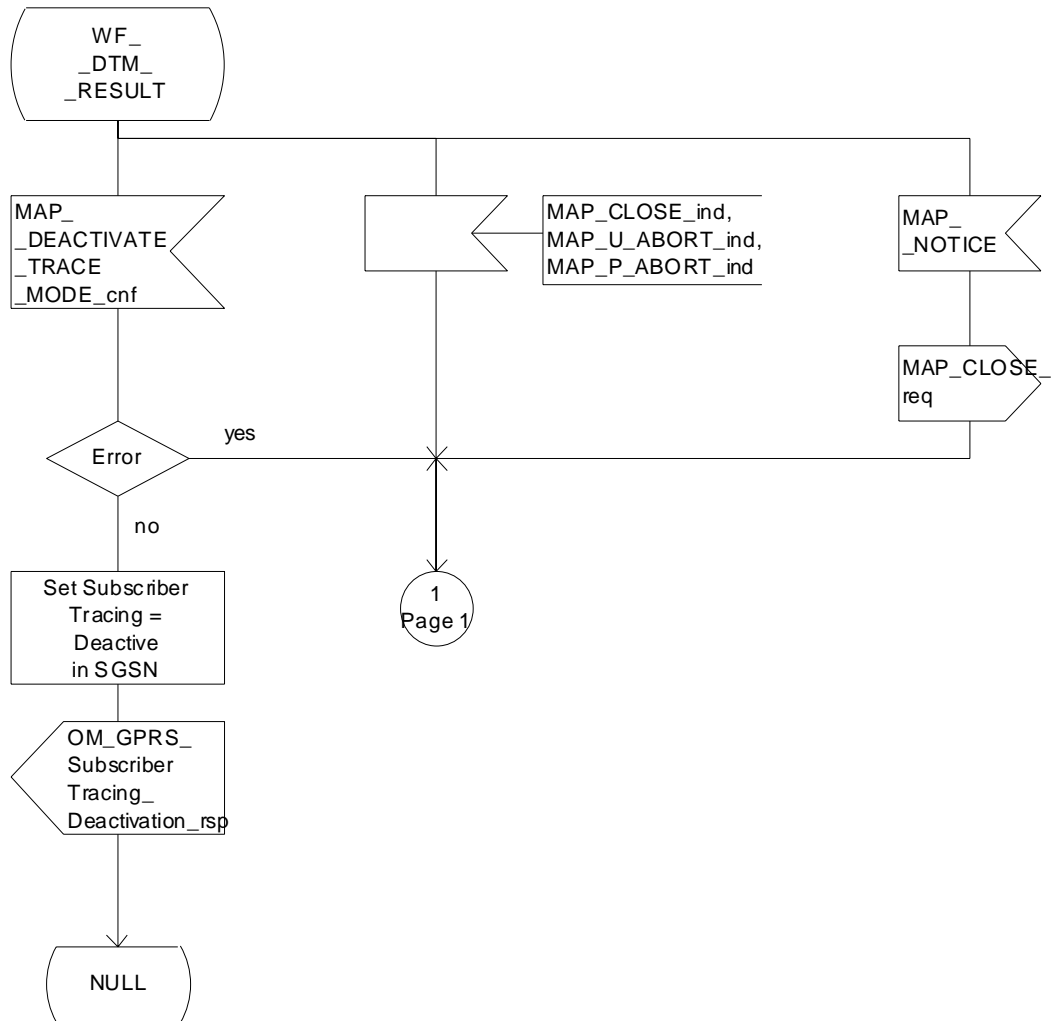


Figure 20.2/15 (sheet 2 of 2): Process DTM\_HLR\_with\_SGSN

## 20.2.2 Procedures in the VLR

The VLR is involved in the following tracing procedures:

- i) Subscriber tracing activation procedure;
- ii) Subscriber tracing deactivation procedure;
- iii) Subscriber tracing procedure.

### 20.2.2.1 Subscriber tracing activation procedure

When receiving a MAP\_ACTIVATE\_TRACE\_MODE indication, the VLR will check the parameters and data in the primitive. Data errors are reported as an unexpected data value error or as a data missing error depending on the nature of the error.

If the subscriber is known, the tracing facility is supported and the tracing capacity is not exceeded, the successful report is sent in the MAP\_ACTIVATE\_TRACE\_MODE response primitive.

The MAP\_ACTIVATE\_TRACE\_MODE indication primitive may be received during a location updating or data restoration procedure, so the location updating or restore data process shall use the macro Activate\_Tracing\_VLR (see figure 25.9/3).

The subscriber tracing activation process in the VLR is shown in figure 20.2/9.

Process ATM\_VLR\_Standalone

20.2\_9(1)

FIGURE 20.2/9 The subscriber tracing activation process for standalone operation in the VLR

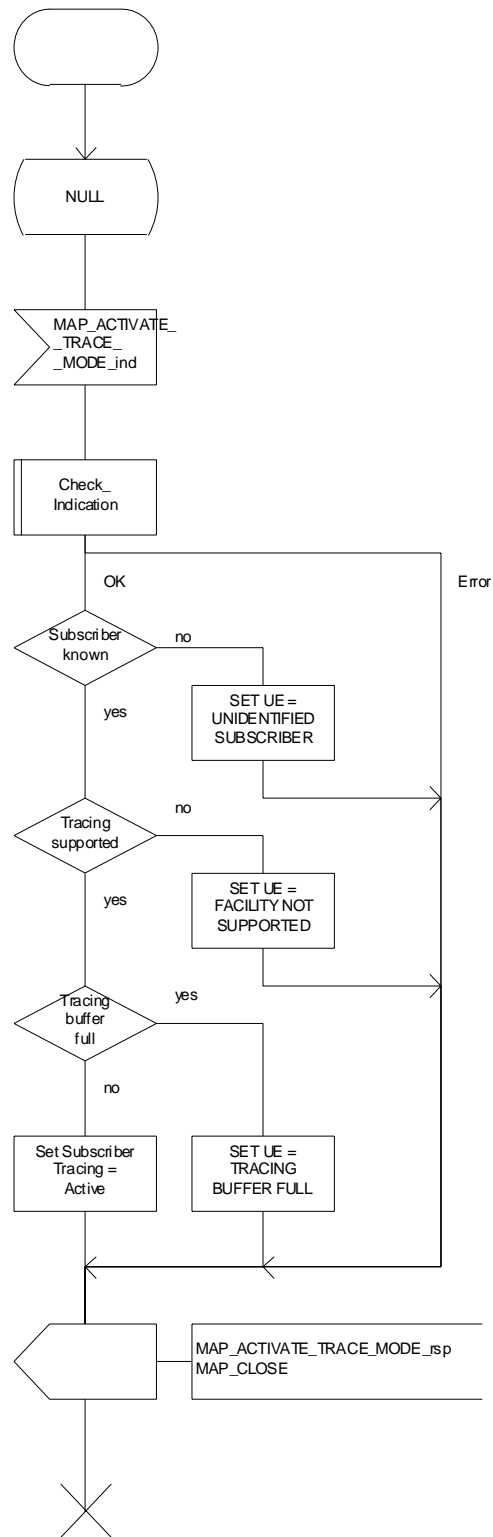


Figure 20.2/9: Process ATM\_VLR\_Standalone

### 20.2.2.2 Subscriber tracing deactivation procedure

When receiving a MAP\_DEACTIVATE\_TRACE\_MODE indication, the VLR will check the parameters and data in the primitive. Data errors are reported as an unexpected data value error or as a data missing error depending on the nature of the error.

If the subscriber is known and the tracing facility is supported, the successful report is sent in the MAP\_DEACTIVATE\_TRACE\_MODE response primitive.

The subscriber tracing deactivation procedure in the VLR is shown in figure 20.2/10.



Process DTM\_VLR\_Standalone

20.2\_10(1)

Figure 20.2/10: The subscriber tracing deactivation process in the VLR

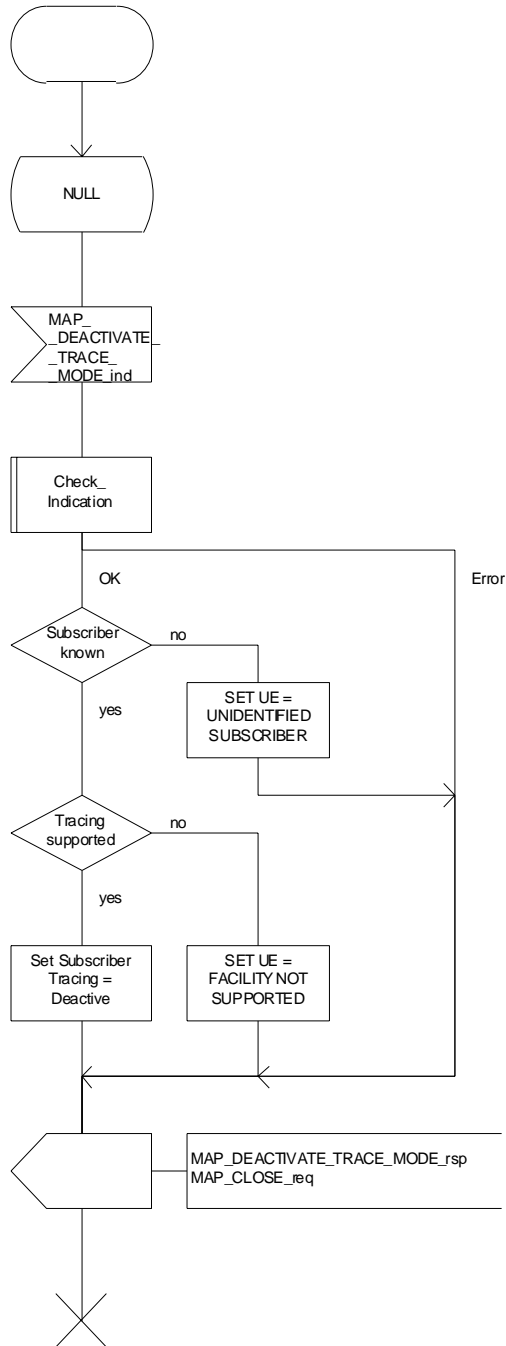


Figure 20.2/10: Process DTM\_VLR\_Standalone

### 20.2.2.3 Subscriber tracing procedure

When the VLR receives a MAP\_PROCESS\_ACCESS\_REQUEST or MAP\_UPDATE\_LOCATION\_AREA indication related to any subscriber activity from the MSC, the subscriber tracing procedure may be carried out. The macro Trace\_Subscriber\_Activity\_VLR is shown in figure 25.9/2.

## 20.2.3 Procedures in the MSC

The MSC is involved in the following tracing procedure:

- i) Subscriber tracing procedure.

### 20.2.3.1 Subscriber tracing procedure

When receiving the MAP\_TRACE\_SUBSCRIBER\_ACTIVITY indication from the VLR, the MSC stores trace reference, trace type and the identity of the OMC in charge of the trace, and the MSC starts to collect the trace information. The MSC will send the trace record to the OMC.

The macro Trace\_Subscriber\_Activity\_MSC is shown in figure 25.9/1.

## 20.2.4 Procedures in the SGSN

The SGSN is involved in the following tracing procedures:

- i) Subscriber tracing activation procedure;
- ii) Subscriber tracing deactivation procedure;

### 20.2.4.1 Subscriber tracing activation procedure

When receiving a MAP\_ACTIVATE\_TRACE\_MODE indication, the SGSN will check the parameters and data in the primitive. Data errors are reported as an unexpected data value error or as a data missing error depending on the nature of the error.

If the subscriber is known, the tracing facility is supported and the tracing capacity is not exceeded, the successful report is sent in the MAP\_ACTIVATE\_TRACE\_MODE response primitive.

The MAP\_ACTIVATE\_TRACE\_MODE indication primitive may be received during a location updating or data restoration procedure, so the location updating or restore data process shall use the macro Activate\_Tracing\_SGSN (see figure 25.9/7).

The subscriber tracing activation process in the SGSN is shown in figure 20.2/16.

### 20.2.4.2 Subscriber tracing deactivation procedure in SGSN

When receiving a MAP\_DEACTIVATE\_TRACE\_MODE indication, the SGSN will check the parameters and data in the primitive. Data errors are reported as an unexpected data value error or as a data missing error depending on the nature of the error.

If the subscriber is known and the tracing facility is supported, the successful report is sent in the MAP\_DEACTIVATE\_TRACE\_MODE response primitive.

The subscriber tracing deactivation procedure in the SGSN is shown in figure 20.2/17.

Process ATM\_SGSN\_Standalone

20.2\_16(1)

FIGURE 20.2/16: The subscriber tracing activation process for standalone operation in the SGSN

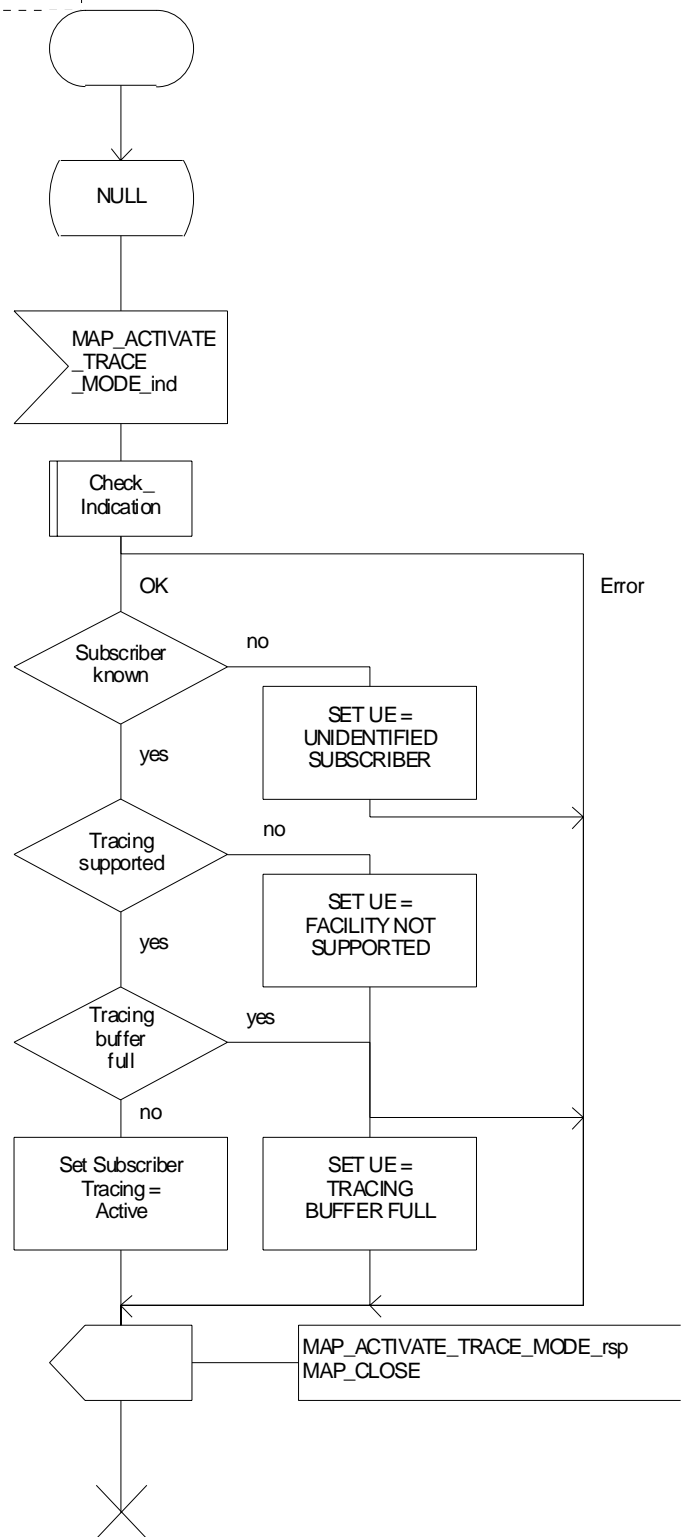


Figure 20.2/16: Process ATM\_SGSN\_Standalone

Process DTM\_SGSN\_Standalone

20.2\_17(1)

Figure 20.2/17: The subscriber tracing deactivation process in the SGSN

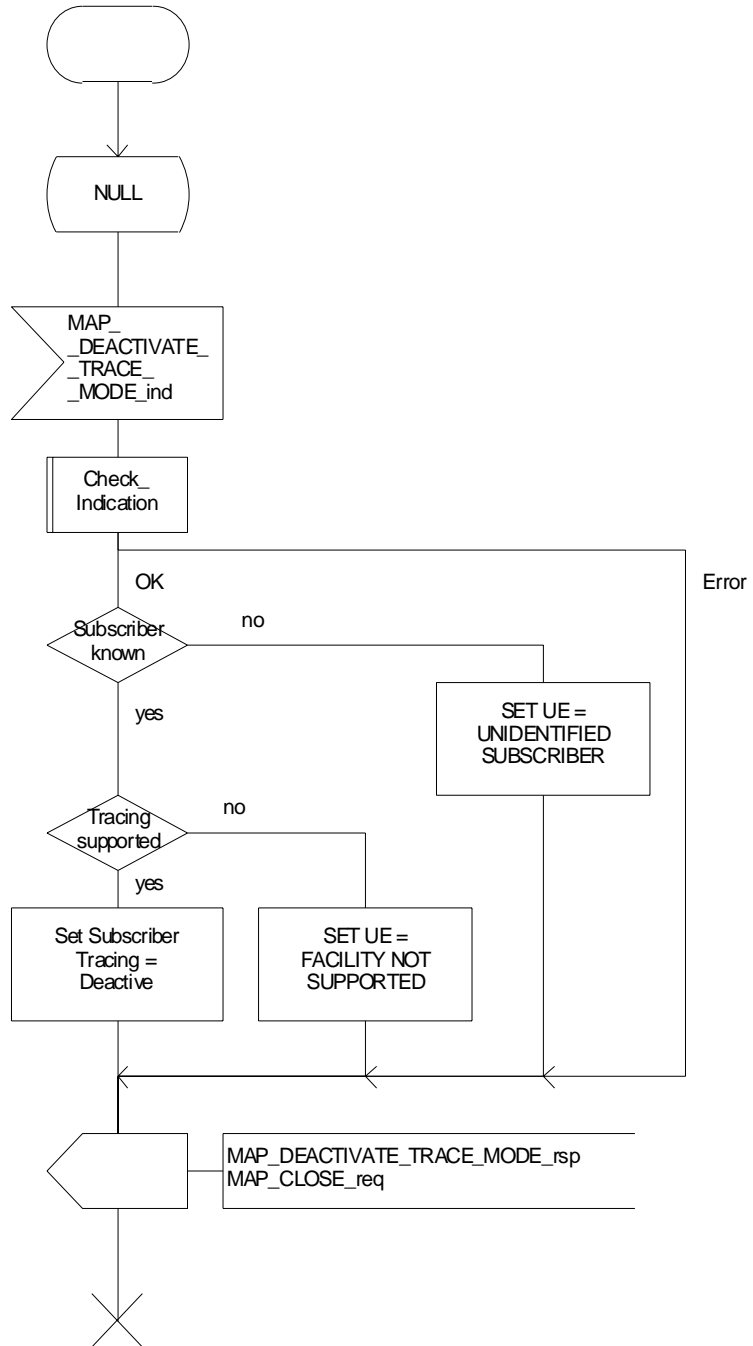


Figure 20.2/17: Process DTM\_SGSN\_Standalone

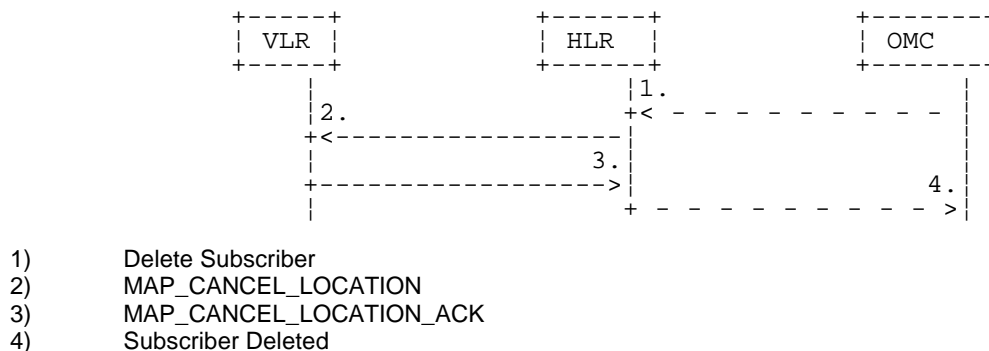
## 20.3 Subscriber data management procedures

Two types of subscriber data management procedures exist in the Mobile Application Part

- i) Subscriber Deletion;
- ii) Subscriber Data Modification.

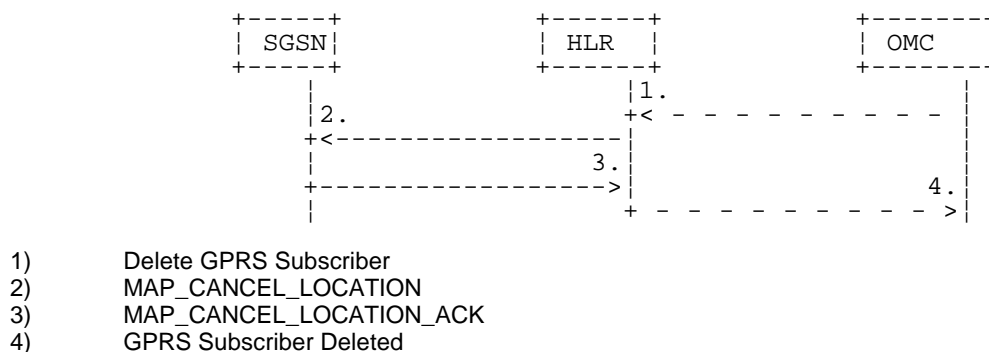
No requirements have been identified for the Subscriber creation and subscriber data interrogation procedures.

The subscriber deletion and subscriber data modification procedures are initiated by the OMC (see figures 20.3/1 , 20.3/2, 20.3/8 and 20.3/9).



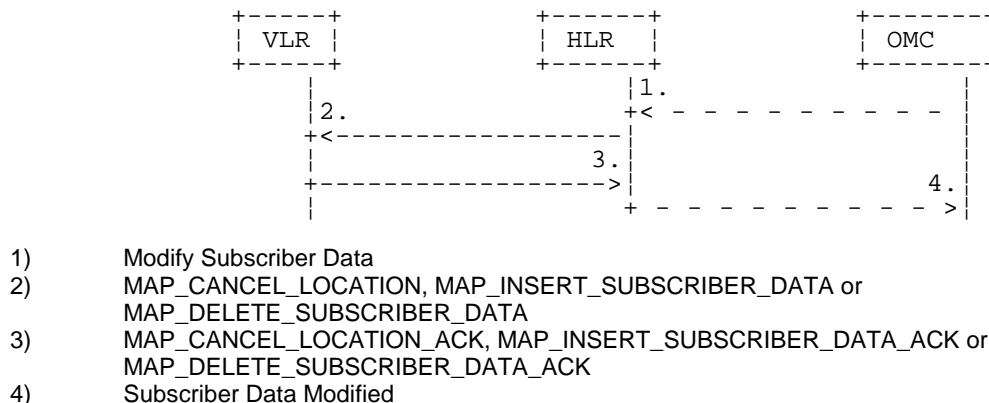
**Figure 20.3/1: Subscriber deletion procedure**

In the subscriber deletion procedure the subscriber data should be removed from the VLR and from the HLR. The HLR uses the MAP\_CANCEL\_LOCATION service.

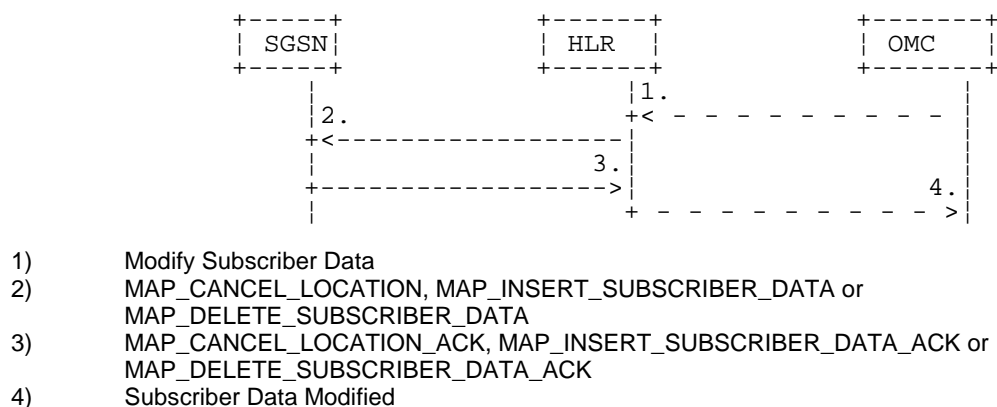


**Figure 20.3/8: Subscriber deletion procedure for GPRS**

In the subscriber deletion procedure the subscriber data should be removed from the SGSN and from the HLR. The HLR uses the MAP\_CANCEL\_LOCATION service.



**Figure 20.3/2: Subscriber data modification procedure**



**Figure 20.3/9: Subscriber data modification procedure for GPRS**

In the subscriber data modification procedure the subscriber data is modified in the HLR and when necessary also in the VLR or in the SGSN. The HLR initiates either the MAP\_INSERT\_SUBSCRIBER\_DATA, MAP\_DELETE\_SUBSCRIBER\_DATA or MAP\_CANCEL\_LOCATION service depending on the modified data.

### 20.3.1 Procedures in the HLR

#### 20.3.1.1 Subscriber deletion procedure

When the subscriber deletion request is received from the OMC, the HLR shall delete the subscriber data from the HLR and initiate the MAP\_CANCEL\_LOCATION request to the VLR or to the SGSN where the subscriber is registered.

The subscriber deletion procedure in the HLR is shown in the figure 20.3/3.

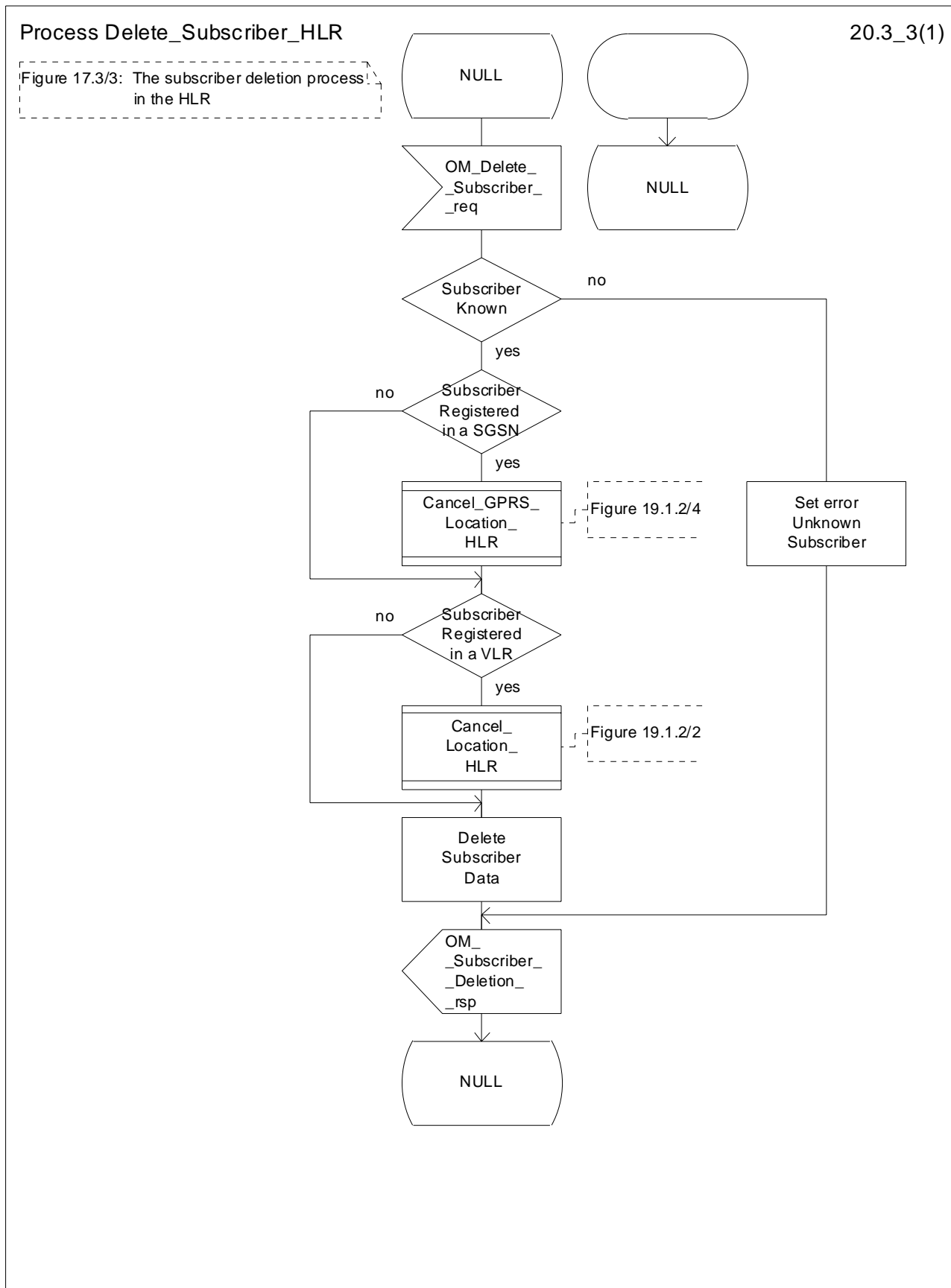


Figure 20.3/3: Process Delete\_Subscriber\_HLR

### 20.3.1.2 Subscriber data modification procedure

The OMC can modify the subscriber data in several different ways. The modifications can be categorized in following groups:

- a) no effect in the VLR;
- b) data shall be modified in both the HLR and the VLR;
- c) withdrawal of a basic service or a supplementary service requiring change to VLR data;
- d) modification affects on the roaming of the subscriber and the subscriber shall be removed from the VLR data base;
- e) authentication algorithm or authentication key of the subscriber is modified;
- f) no effect in the SGSN;
- g) data shall be modified in both the HLR and the SGSN;
- h) withdrawal of a GPRS subscription data or a basic service or both requiring change to SGSN data;
- i) modification affects on the roaming of the subscriber and the subscriber shall be removed from the SGSN data base;
- j) withdrawal of GPRS Subscription related to Network Access Mode;
- k) withdrawal of non-GPRS Subscription related to Network Access Mode;

In case "b" and "g" the MAP\_INSERT\_SUBSCRIBER\_DATA service is initiated in the HLR.

In case "c" and "h" the MAP\_DELETE\_SUBSCRIBER\_DATA service is initiated in the HLR.

In cases "d", "e", "i", "j" and "k" the MAP\_CANCEL\_LOCATION service is initiated in the HLR.

If the result of a primitive received from the VLR or from the SGSN is unsuccessful, the HLR may initiate re-attempts; the number of repeat attempts and the time in between are HLR operator options, depending on the error returned by the VLR or by the SGSN.

The subscriber data modification procedure in the HLR is shown in the figures 20.3/4, 20.3/5 and 25.7/2.



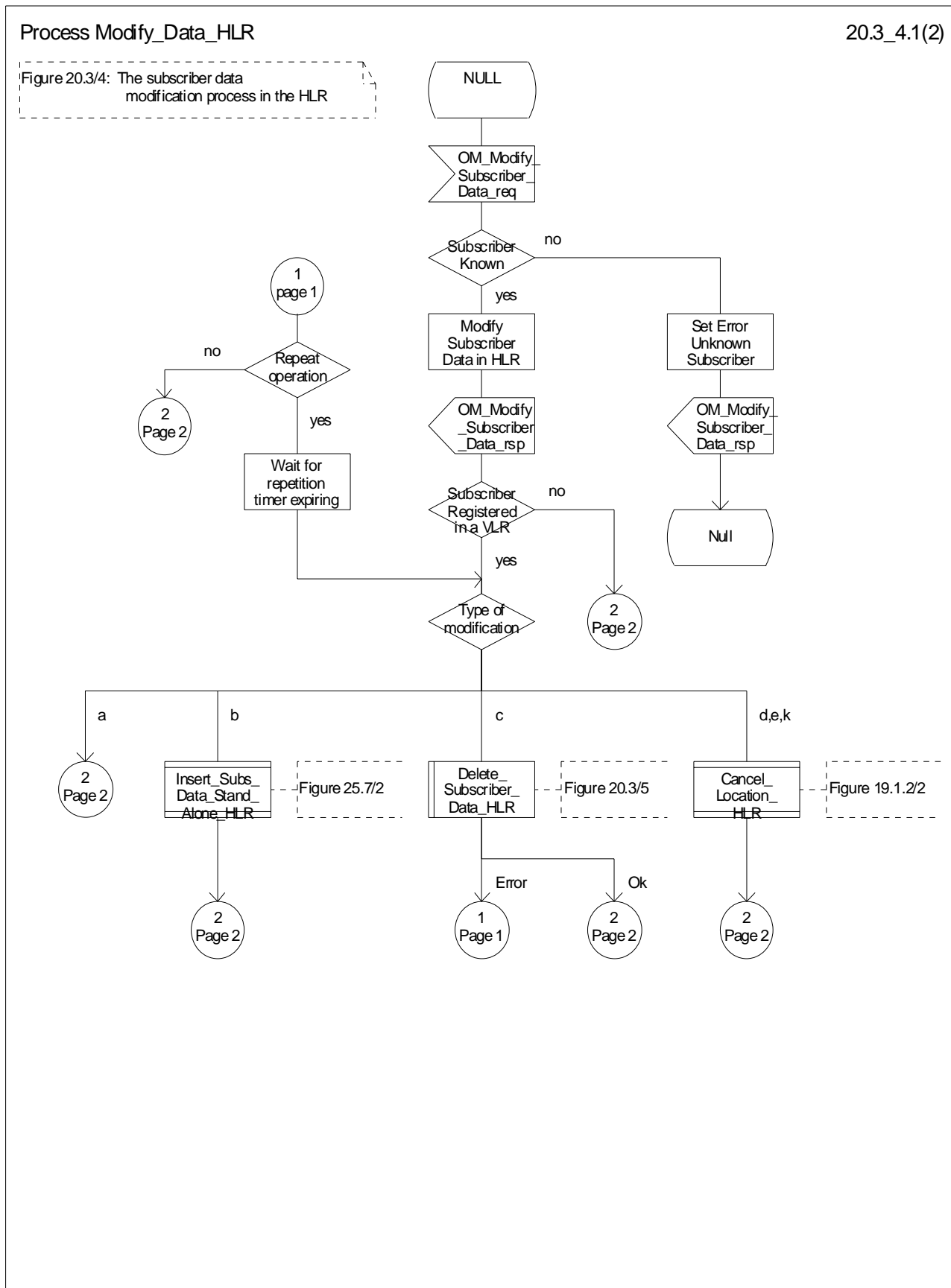


Figure 20.3/4 (sheet 1 of 2): Process Modify\_Data\_HLR

Process Modify\_Data\_HLR

20.3\_4.2(2)

Figure 20.3/4: The subscriber data modification process in the HLR

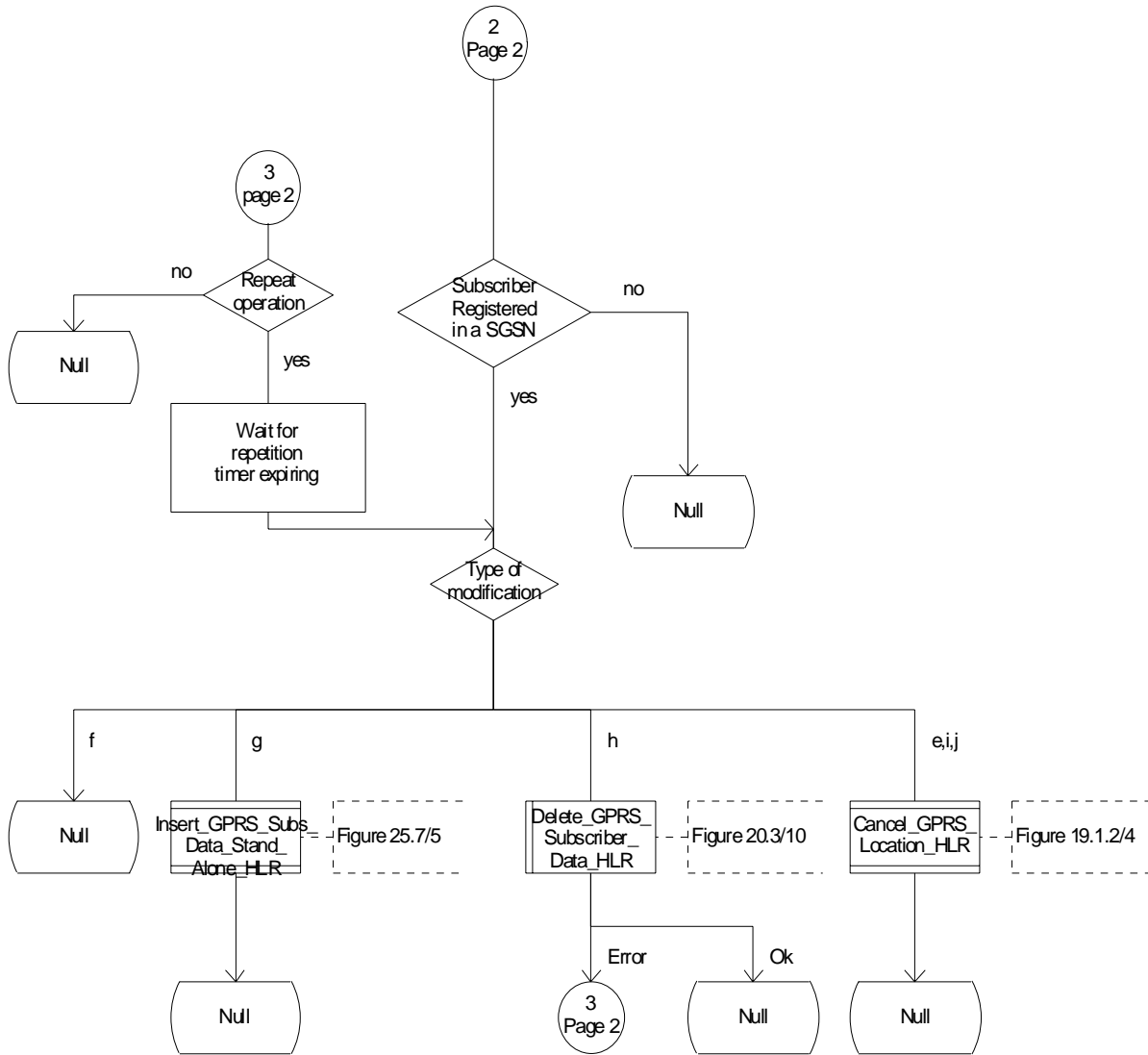


Figure 20.3/4 (sheet 2 of 2): Process Modify\_Data\_HLR

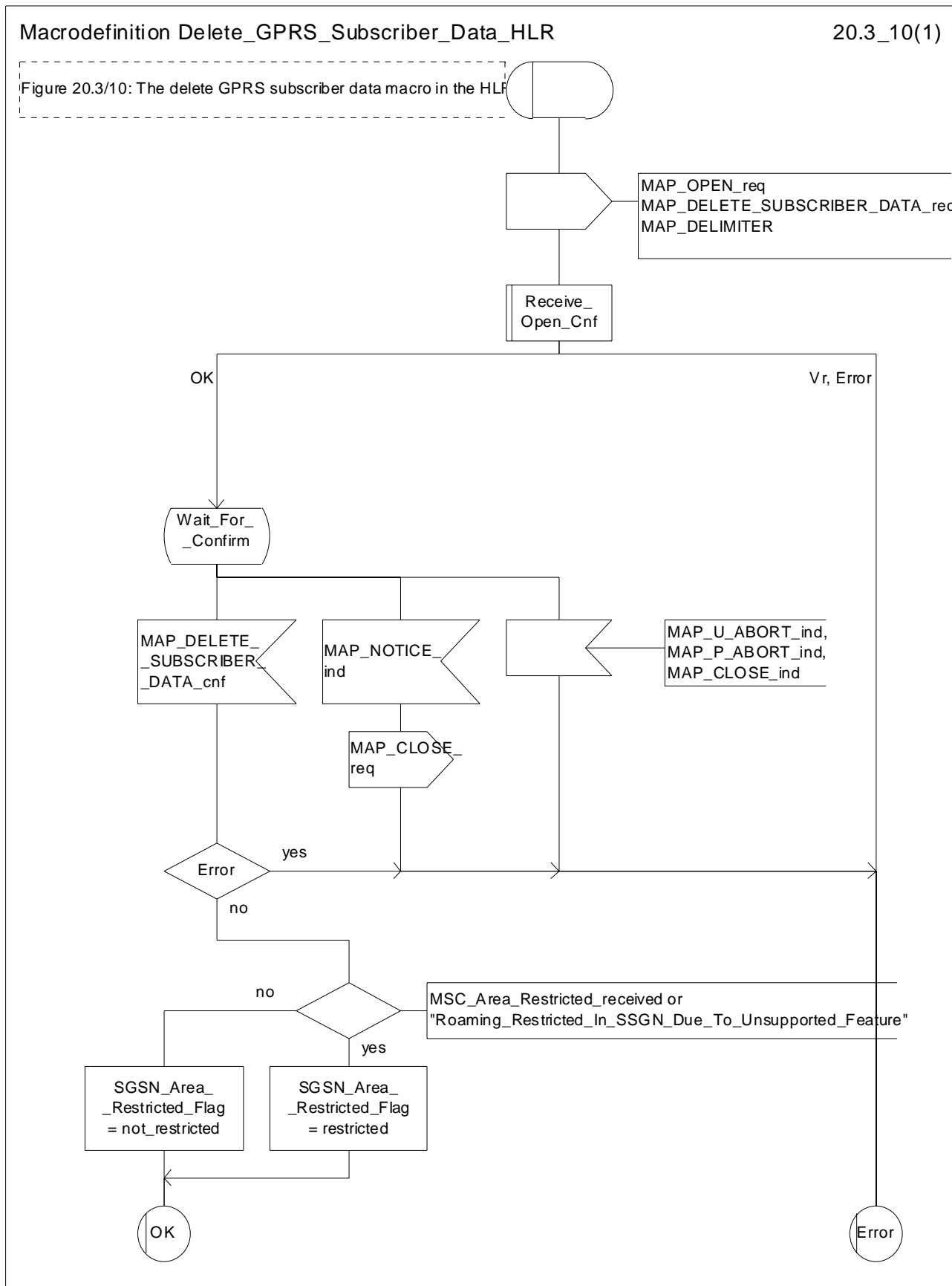


Figure 20.3/10: Macro Delete\_GPRS\_Subscriber\_Data\_HLR

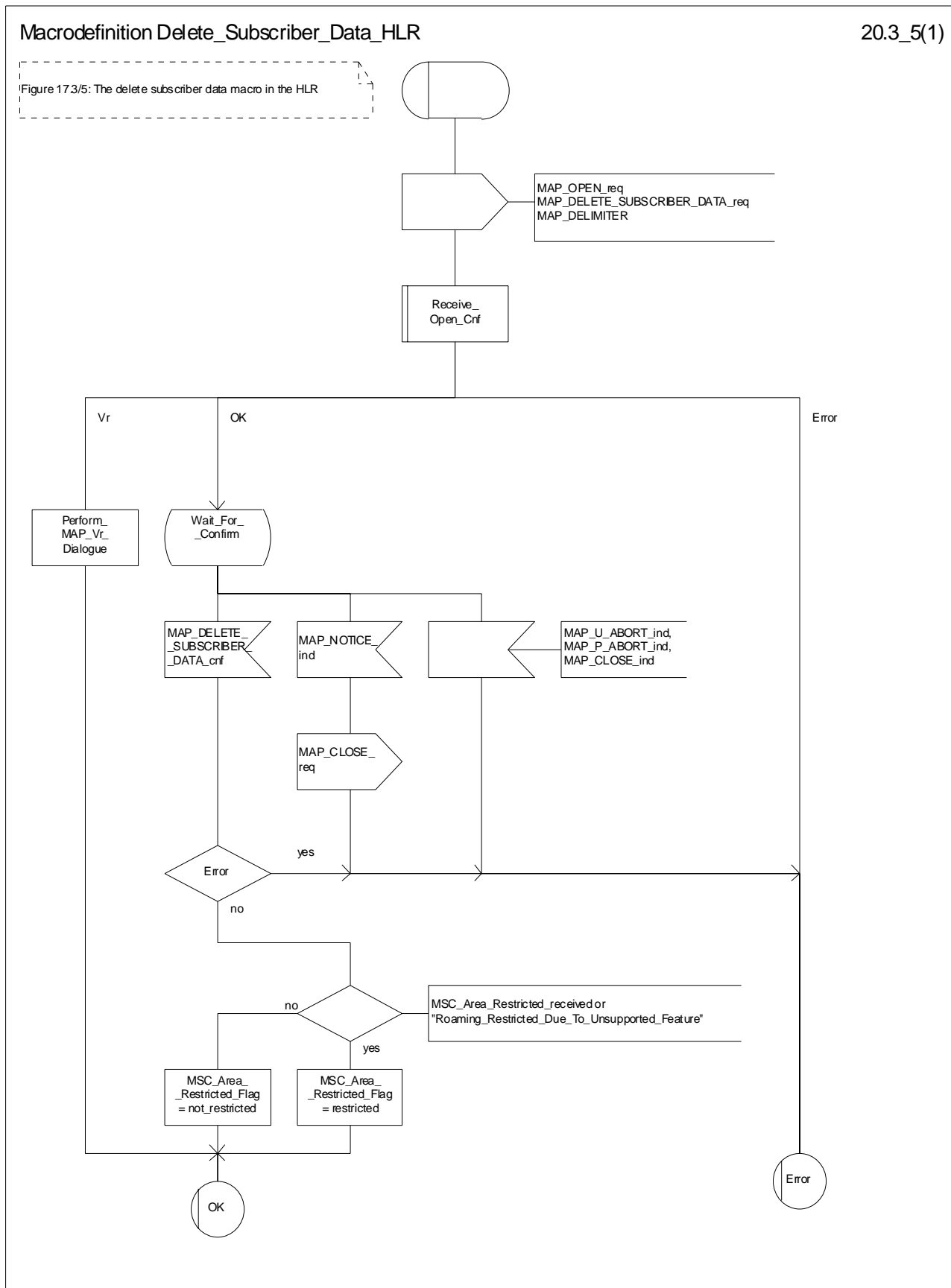


Figure 20.3/5: Macro Delete\_Subscriber\_Data\_HLR

## 20.3.2 Procedures in the VLR

### 20.3.2.1 Subscriber deletion procedure

The subscriber deletion procedure in the VLR is described in the subclause 19.1.

### 20.3.2.2 Subscriber data modification procedure

When receiving either the MAP\_INSERT\_SUBSCRIBER\_DATA indication or the MAP\_DELETE\_SUBSCRIBER\_DATA indication, the VLR check the parameters and data in the primitive. Data errors are reported as an unexpected data value error or a data missing error depending on the nature of the error.

After receiving the first MAP\_INSERT\_SUBSCRIBER\_DATA indication, the VLR will check the IMSI that is included in the primitive. If the IMSI is unknown, the error "Unidentified subscriber" is returned.

If the VLR does not support received basic or supplementary services or the network feature Operator Determined Barring, or there is a problem with Regional Subscription Data then it reports it to the HLR.

If the entire MSC area is restricted due to regional subscription, this is reported to the HLR.

If the updating of the subscriber data is not possible, the VLR will initiate the MAP\_U\_ABORT request primitive. If the updating is successful, the MAP\_CLOSE indication is received from the HLR.

The subscriber data modification procedure in the VLR is shown in the figures 20.3/6, 20.3/7 and 25.7/1.

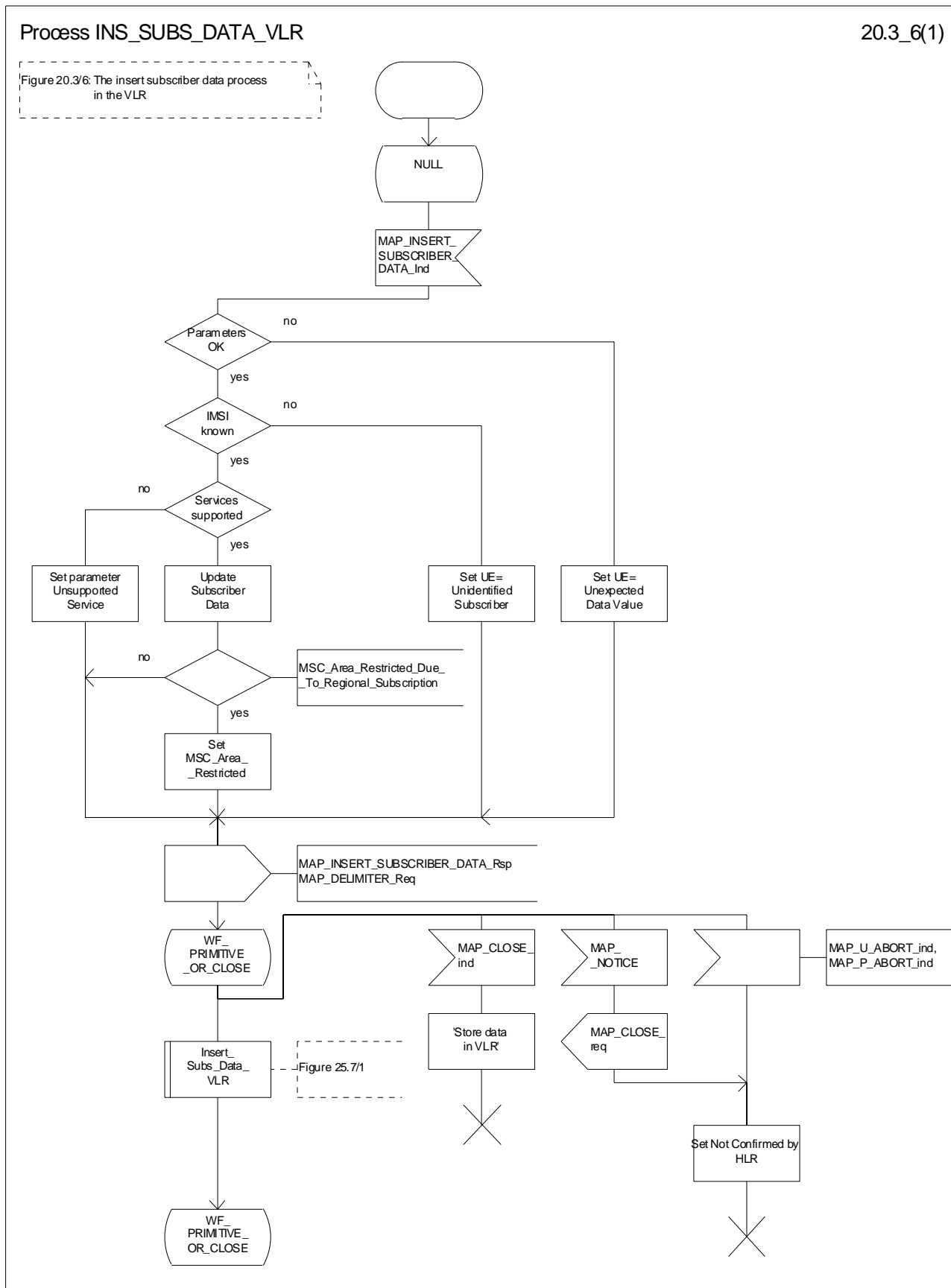


Figure 20.3/6: Process INS\_SUBS\_DATA\_VLR

Process Delete\_Subscriber\_Data\_VLR

20.3\_7(1)

Figure 20.3/7: The delete subscriber data process in the VLR

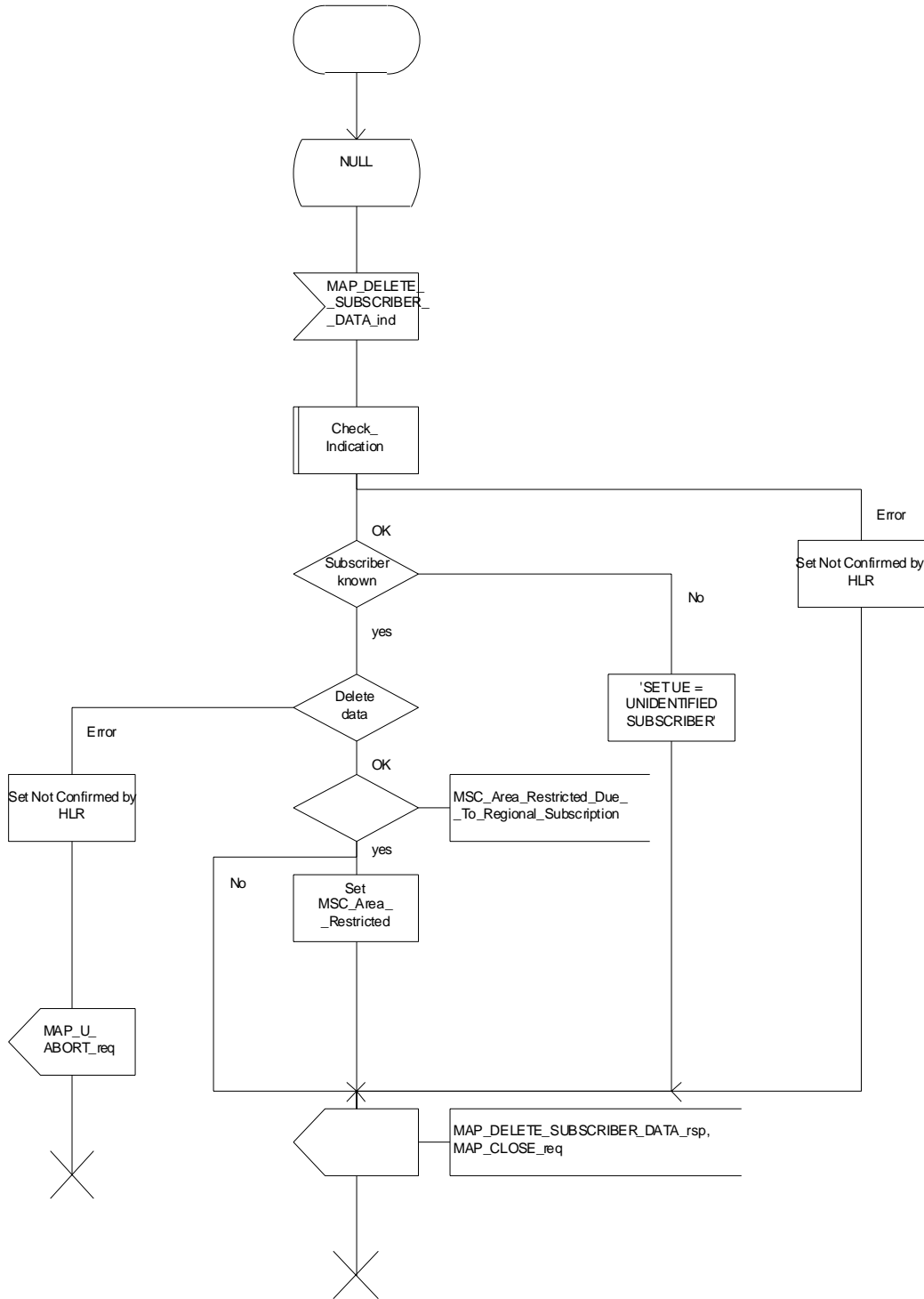


Figure 20.3/7: Process Delete\_Subscriber\_Data\_VLR

## 20.3.3 Procedures in the SGSN

### 20.3.3.1 Subscriber deletion procedure

The subscriber deletion procedure in the SGSN is described in the subclause 19.1.

### 20.3.3.2 Subscriber data modification procedure

When receiving either the MAP\_INSERT\_SUBSCRIBER\_DATA indication or the MAP\_DELETE\_SUBSCRIBER\_DATA indication, the SGSN check the parameters and data in the primitive. Data errors are reported as an unexpected data value error or a data missing error depending on the nature of the error.

After receiving the first MAP\_INSERT\_SUBSCRIBER\_DATA indication, the SGSN will check the IMSI that is included in the primitive. If the IMSI is unknown, the error "Unidentified subscriber" is returned.

If the SGSN does not support received basic services or the network feature Operator Determined Barring, or there is a problem with Regional Subscription Data then it reports it to the HLR.

If the entire SGSN area is restricted due to regional subscription, this is reported to the HLR.

If the updating of the subscriber data is not possible, the SGSN will initiate the MAP\_U\_ABORT request primitive. If the updating is successful, the MAP\_CLOSE indication is received from the HLR.

The subscriber data modification procedure in the SGSN is shown in the figures 20.3/11, 20.3/12 and 25.7/5.



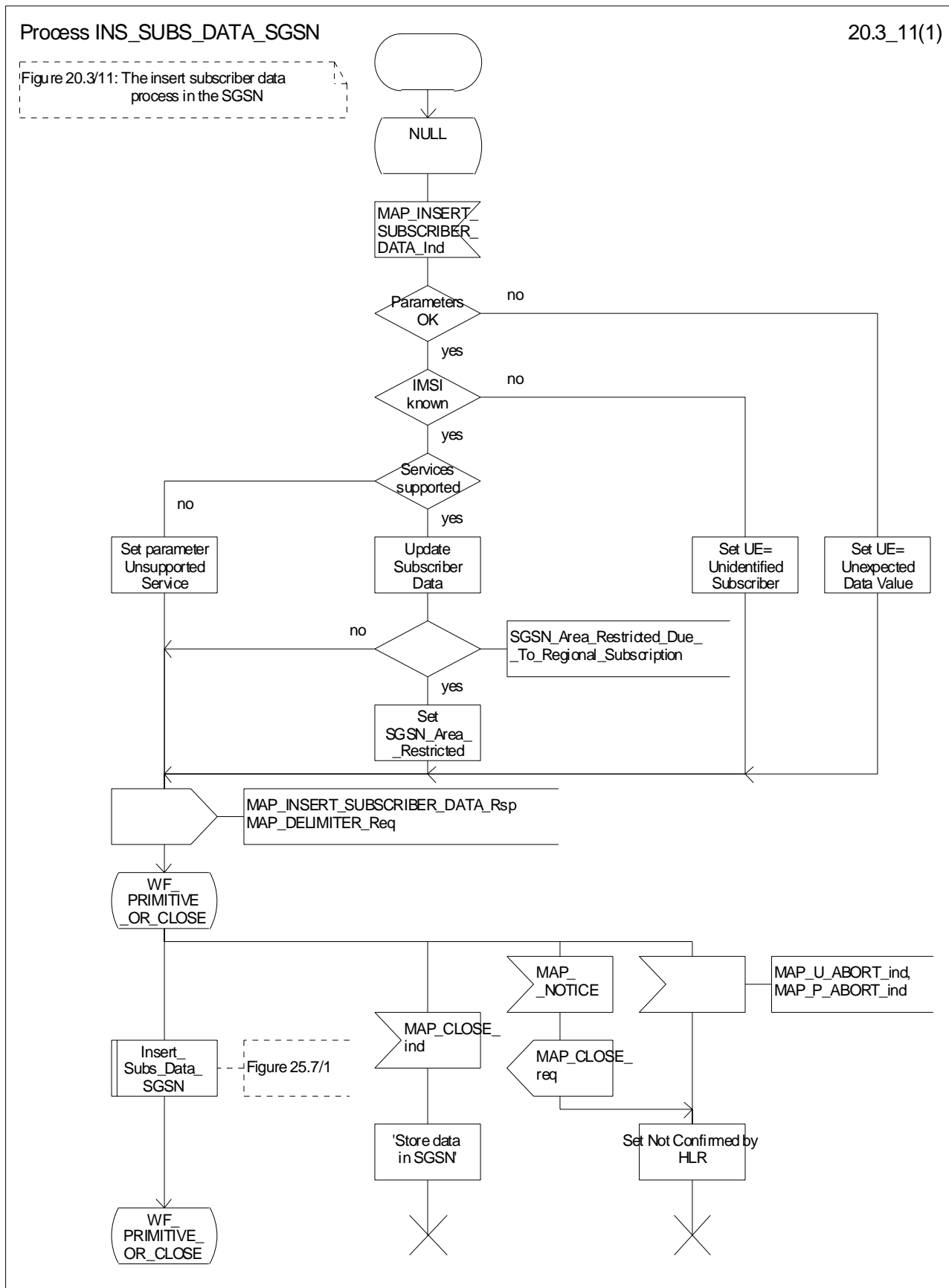


Figure 20.3/11: Process INS\_SUBS\_DATA\_SGSN

Process Delete\_Subscriber\_Data\_SGSN

20.3\_12(1)

Figure 20.3/12: The delete subscriber data process in the SGSN

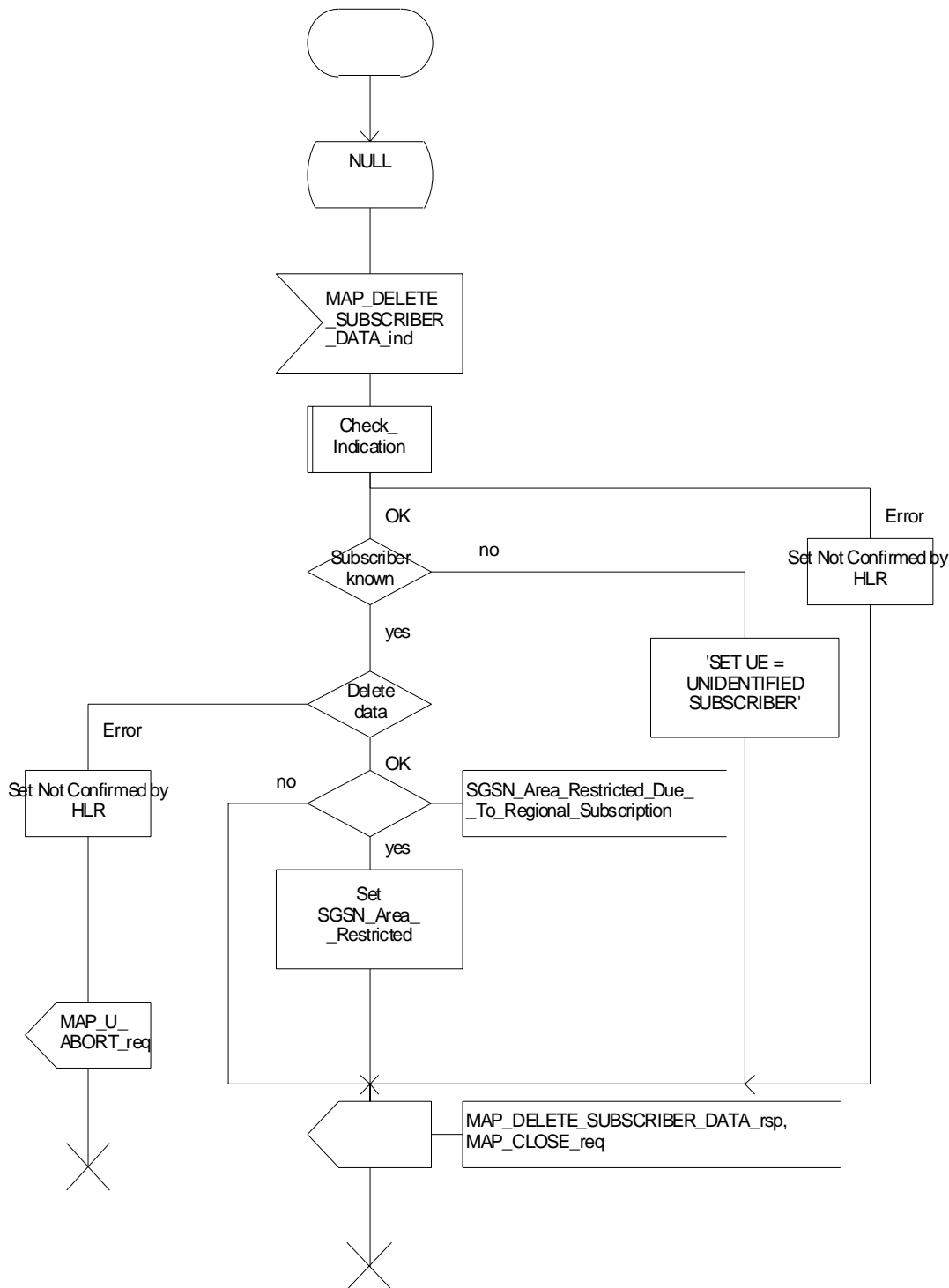
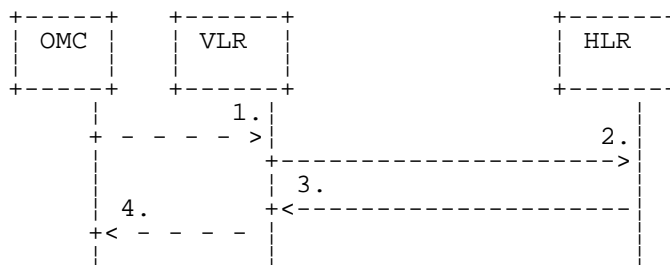


Figure 20.3/12: Process Delete\_Subscriber\_Data\_SGSN

## 20.4 Subscriber Identity procedure

In the subscriber identity procedure the IMSI of the subscriber is retrieved from the HLR. The procedure is shown in figure 20.4/1.



- 1) Identity request
- 2) MAP\_SEND\_IMSI
- 3) MAP\_SEND\_IMSI\_ACK
- 4) Identity confirm

**Figure 20.4/1: The subscriber identity procedure**

### 20.4.1 Subscriber identity procedure in the HLR

Opening of the dialogue is described in the macro Receive\_Open\_Ind in subclause 25.1, with outcomes:

- procedure termination; or
- dialogue acceptance, with proceeding as below.

When receiving the MAP\_SEND\_IMSI indication, the HLR will check the parameters and data in the primitive. Data errors are reported as an unexpected data value error or a data missing error depending on the nature of the error.

If the subscriber is known in the HLR, the IMSI is fetched from the database and sent to the VLR. If the MSISDN cannot be identified, unknown subscriber indication is passed to the VLR.

The subscriber identity procedure in the HLR is shown in figure 20.4/2.

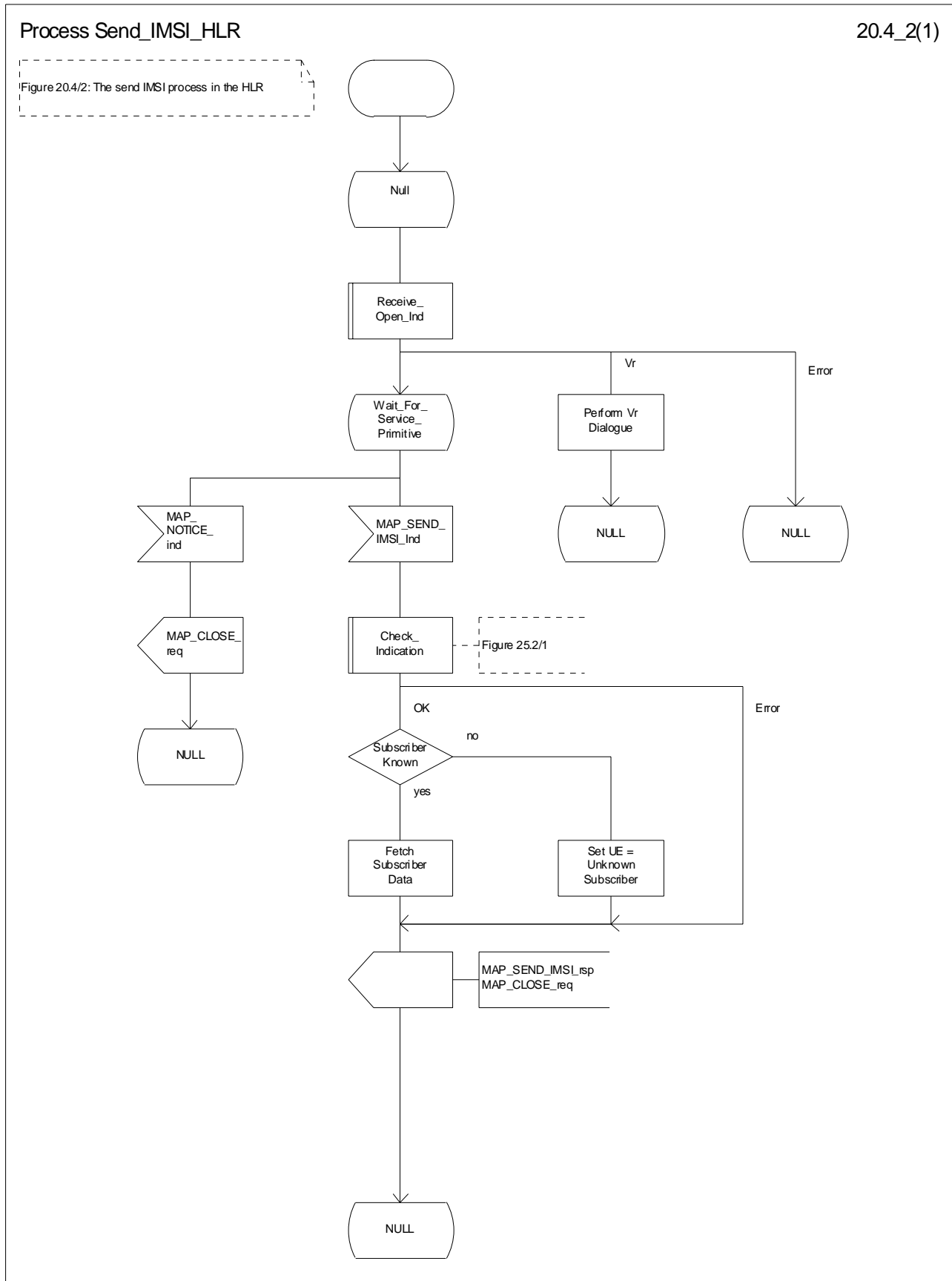


Figure 20.4/2: Process Send\_IMSI\_HLR

## 20.4.2 Subscriber identity procedure in the VLR

When the IMSI request is received from the OMC, the VLR will send the MAP\_SEND\_IMSI request to the HLR. The contents of the response is sent to the OMC.

The subscriber identity procedure in the VLR is shown in figure 20.4/3.

Process Send\_IMSI\_VLR

20.4\_3(1)

Figure 20.4/3: The send IMSI process in the VLR

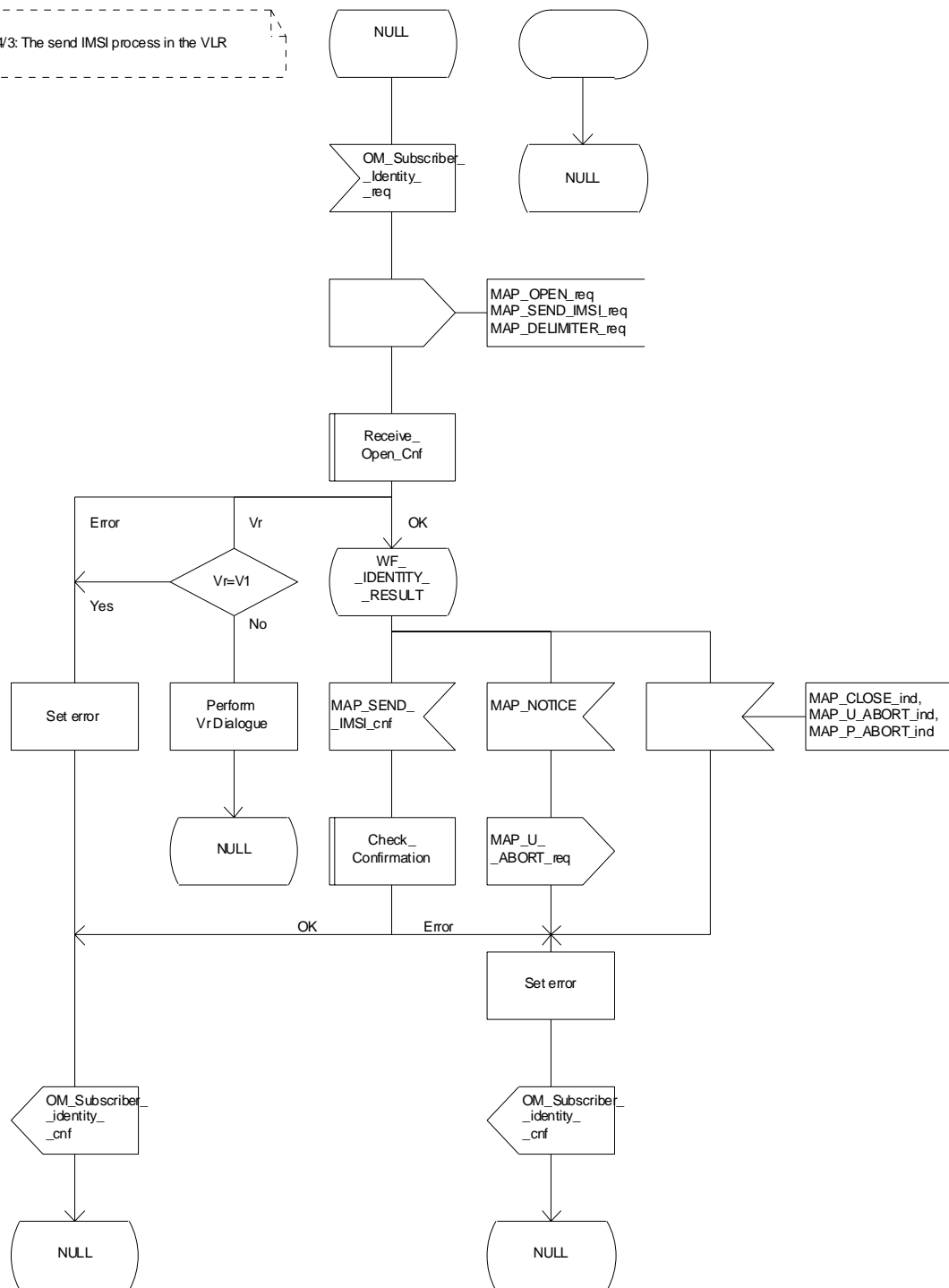


Figure 20.4/3: Process Send\_IMSI\_VLR

---

## 21 Call handling procedures

### 21.1 General

The MAP call handling procedures are used:

- to retrieve routing information to handle a mobile terminating call;
- to transfer control of a call back to the GMSC if the call is to be forwarded;
- to retrieve and transfer information between anchor MSC and relay MSC for inter MSC group calls / broadcast calls;
- to allocate resources in an SIWFS;
- to handle the reporting of MS status for call completion services;
- to handle the notification of remote user free for CCBS.

The procedures to handle a mobile originating call and a mobile terminating call after the call has arrived at the destination MSC do not require any signalling over a MAP interface. These procedures are specified in GSM 03.18 [97].

The stage 2 specification for the retrieval of routing information to handle a mobile terminating call is in GSM 03.18 [97]; modifications to this procedure for CAMEL are specified in GSM 03.78 [98], for optimal routing of a basic mobile-to-mobile call in GSM 03.79 [99] and for CCBS in GSM 03.93. The interworking between the MAP signalling procedures and the call handling procedures for each entity (GMSC, HLR and VLR) is shown by the transfer of signals between these procedures.

The stage 2 specification for the transfer of control of a call back to the GMSC if the call is to be forwarded is in GSM 03.79 [99]. The interworking between the MAP signalling procedures and the call handling procedures for each entity (VMSC and GMSC) is shown by the transfer of signals between these procedures.

The stage 2 specifications for inter MSC group calls / broadcast calls are in GSM 03.68 and GSM 03.69. The interworking between the MAP signalling procedures and the group call /broadcast call procedures for each entity (Anchor MSC and Relay MSC) is shown by the transfer of signals between these procedures.

The stage 2 specification for the allocation of resources in an SIWFS is in GSM 03.54. The interworking between the MAP signalling procedures and the call handling procedures for each entity (VMSC and SIWFS) is shown by the transfer of signals between these procedures.

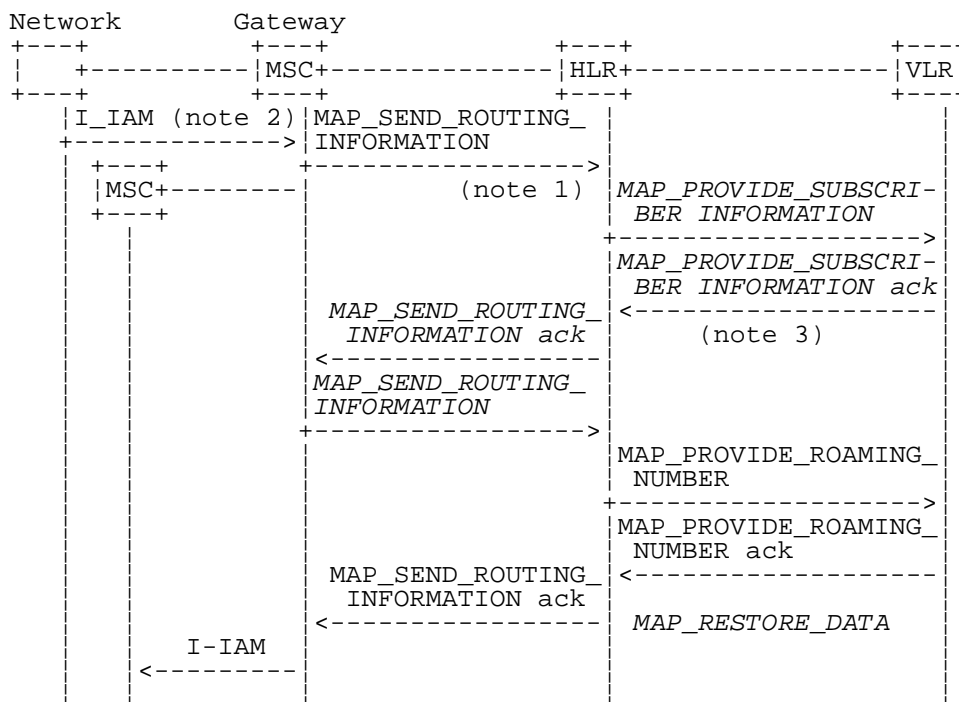
The interworking between the call handling procedures and signalling protocols other than MAP is shown in GSM 03.18, GSM 03.78 and GSM 03.79.

The stage 2 specification for the handling of reporting of MS status for call completion services and notification of remote user free for CCBS is in GSM 03.93.

## 21.2 Retrieval of routing information

### 21.2.1 General

The message flows for successful retrieval of routing information for a mobile terminating call are shown in figure 21.2/1 (mobile terminating call which has not been optimally routed) and 21.2/2 (mobile-to-mobile call which has been optimally routed).



Notes:

xxx = *Optional Procedure*

NOTE 1: This service may also be used by an ISDN exchange for obtaining routing information from the HLR.

NOTE 2: TUP or ISUP may be used in signalling between MSCs, depending on the network type between the MSCs. For further details on the TUP and ISUP procedures refer to the following ITU-T Recommendations and ETSI specification:

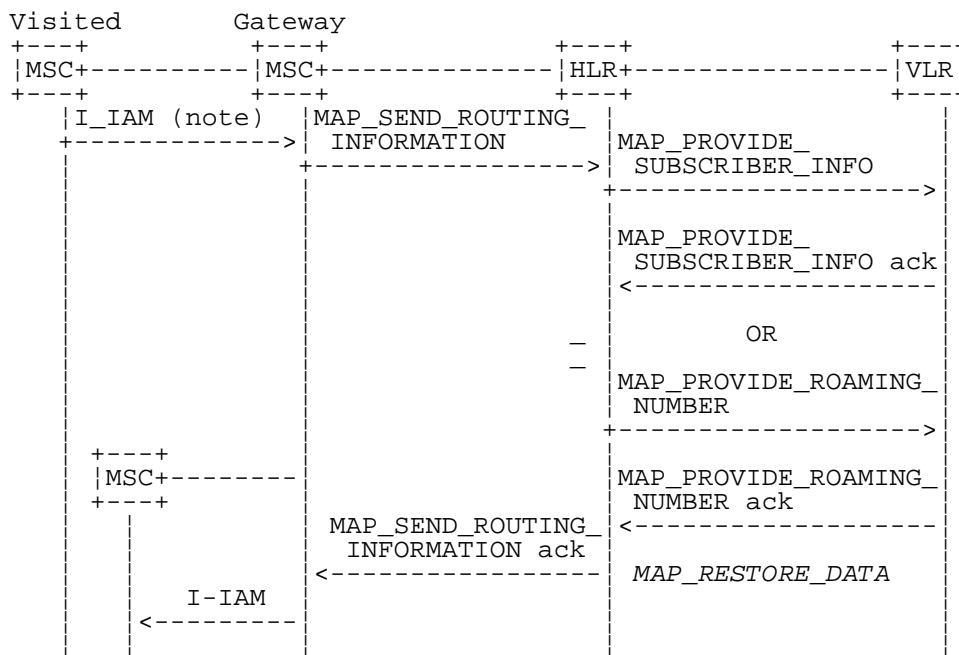
Q.721-725 - Telephone User Part (TUP);

ETS 300 356-1 - Integrated Services Digital Network (ISDN); Signalling System No.7; ISDN User Part (ISUP) version 2 for the international interface; Part 1: Basic services.

NOTE 3: As a network operator option, the HLR sends MAP\_PROVIDE\_SUBSCRIBER\_INFORMATION to the VLR. For further details on the CAMEL procedures refer to GSM TS 03.78;

**Figure 21.2/1: Message flow for retrieval of routing information (non-optimally routed call)**





Notes:

xxx = *Optional Procedure*

For Optimal Routeing phase 1, only one of the information flows for Provide Subscriber Info and Provide Roaming Number is used. For later phases of Optimal Routeing, the HLR may return a MAP\_SEND\_ROUTEING\_INFORMATION ack after the Provide Subscriber Info information flow, and the GMSC may send a second MAP\_SEND\_ROUTEING\_INFORMATION, which will trigger the Provide Roaming Number information flow.

TUP or ISUP may be used in signalling between MSCs, depending on the network type between the MSCs. For further details on the TUP and ISUP procedures refer to the following CCITT

Recommendations & ETSI specification:

Q.721-725 - Telephone User Part (TUP);

ETS 300 356-1 - Integrated Services Digital Network (ISDN); Signalling System No.7; ISDN User Part (ISUP) version 2 for the international interface; Part 1: Basic services.

**Figure 21.2/2: Message flow for retrieval of routing information (optimally routed call)**

The following MAP services are used to retrieve routing information:

- MAP\_SEND\_ROUTING\_INFORMATION      see subclause 10.1;
- MAP\_PROVIDE\_ROAMING\_NUMBER      see subclause 10.2;
- MAP\_PROVIDE\_SUBSCRIBER\_INFO      see subclause 8.11.2;
- MAP\_RESTORE\_DATA                  see subclause 8.10.3.

### 21.2.2 Process in the GMSC

The MAP process in the GMSC to retrieve routing information for a mobile terminating call is shown in figure 21.2/3. The MAP process invokes macros not defined in this subclause; the definitions of these macros can be found as follows:

- Receive\_Open\_Cnf                      see subclause 25.1.2;
- Check\_Confirmation                  see subclause 25.2.2.

#### Successful Outcome

When the MAP process receives a Send Routeing Info request from the call handling process in the GMSC, it requests a dialogue with the HLR whose identity is contained in the Send Routeing Info request by sending a MAP\_OPEN service request, requests routing information using a MAP\_SEND\_ROUTING\_INFORMATION service request and invokes the macro Receive\_Open\_Cnf to wait for the response to the dialogue opening request. If the dialogue opening is successful, the MAP process waits for a response from the HLR.

If the MAP process receives a MAP\_SEND\_ROUTING\_INFORMATION service confirm from the HLR, the MAP process invokes the macro Check\_Confirmation to check the content of the confirm. If the MAP\_SEND\_ROUTING\_INFORMATION confirm from the HLR cannot be carried in a single TC-Result component, it is carried in one or more TC-Result-NL components (each sent in a TC-CONTINUE), followed by a TC-Result-L component in a TC-END message.

If the macro Check\_Confirmation takes the OK exit, the MAP process sends a Send Routeing Info ack containing the routing information received from the HLR to the call handling process in the GMSC and returns to the idle state.

#### **Earlier version MAP dialogue with the HLR**

If the macro Receive\_Open\_Cnf takes the Vr exit, the MAP process checks whether this is an OR interrogation (indicated by the inclusion of the OR interrogation parameter in the MAP\_SEND\_ROUTING\_INFORMATION service request).

If this is not an OR interrogation, the GMSC performs the earlier version MAP dialogue as specified in [51] or [96] and the process returns to the idle state.

If this is an OR interrogation, the MAP process sends a Send Routeing Info negative response indicating OR not allowed to the call handling process in the GMSC and returns to the idle state.

#### **Dialogue opening failure**

If the macro Receive\_Open\_Cnf indicates that the dialogue with the HLR could not be opened, the MAP process sends an Abort to to the call handling process in the GMSC and returns to the idle state.

#### **Error in MAP\_SEND\_ROUTING\_INFORMATION confirm**

If the MAP\_SEND\_ROUTING\_INFORMATION service confirm contains a user error or a provider error, or the macro Check\_Confirmation indicates that there is a data error, the MAP process sends a Send Routeing Info negative response to the call handling process in the GMSC and returns to the idle state.

#### **Call release**

If the call handling process in the GMSC indicates that the call has been aborted (i.e. prematurely released by the calling subscriber), the MAP process returns to the idle state. Any response from the HLR will be discarded.

#### **Abort of HLR dialogue**

After the dialogue with the HLR has been established, the MAP service provider may abort the dialogue by issuing a MAP\_P\_ABORT indication, or the HLR may send a MAP\_U\_ABORT indication or a MAP\_CLOSE indication. In any of these cases, the MAP process sends a Send Routeing Info negative response to the call handling process in the GMSC and returns to the idle state.

If the MAP provider indicates a protocol problem by sending a MAP\_NOTICE indication, the MAP process closes the dialogue with the HLR, sends a Send Routeing Info negative response indicating system failure to the call handling process in the GMSC and returns to the idle state.

Process SRI\_GMSC

21.2\_3.1(2)

Figure 21.2/3: Process in the GMSC for retrieval of routing information

Signals to/from the left are to/from the GMSC call handling process; signals to/from the right are to/from the HLR

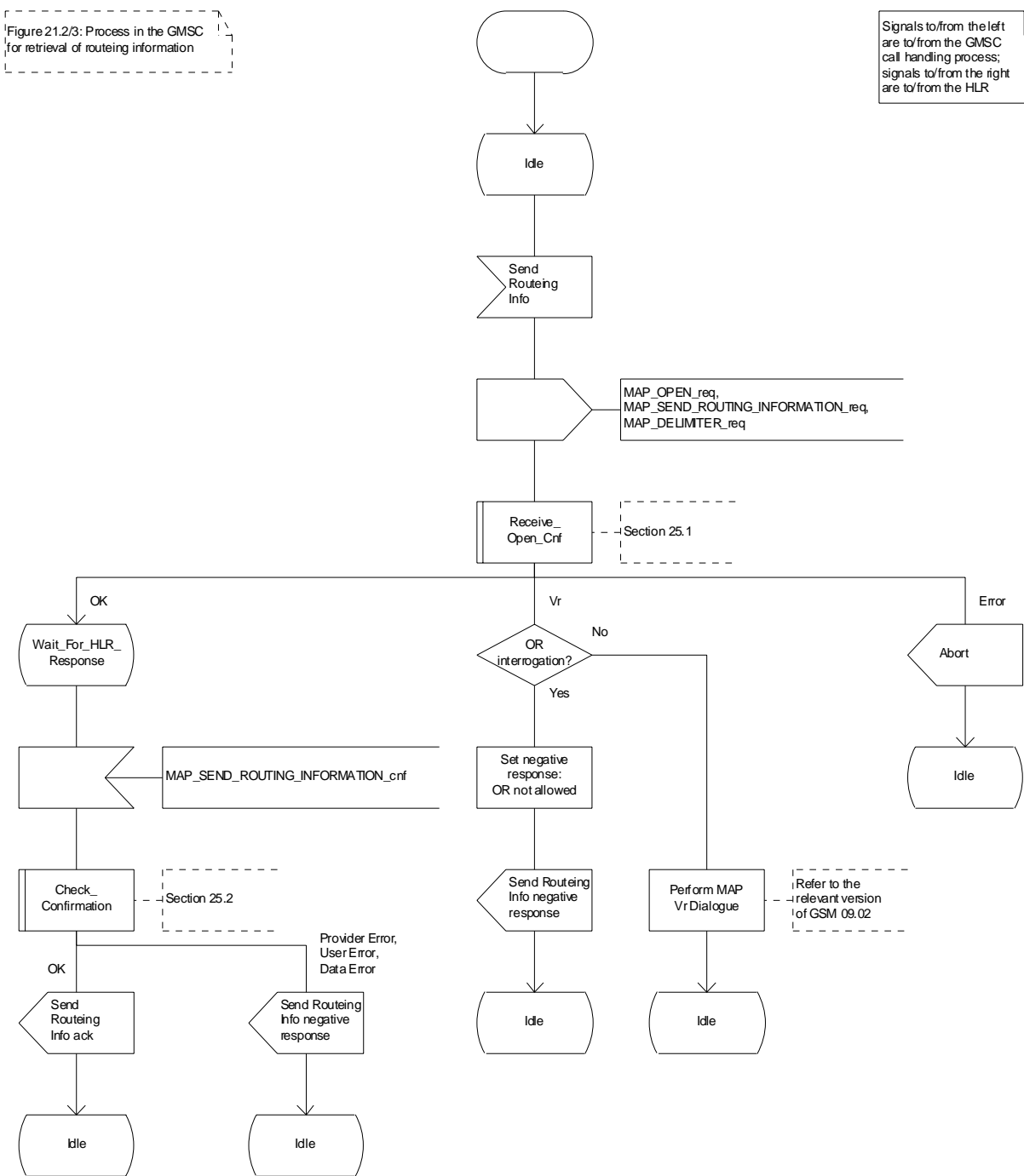


Figure 21.2/3 (sheet 1 of 2): Process SRI\_GMSC

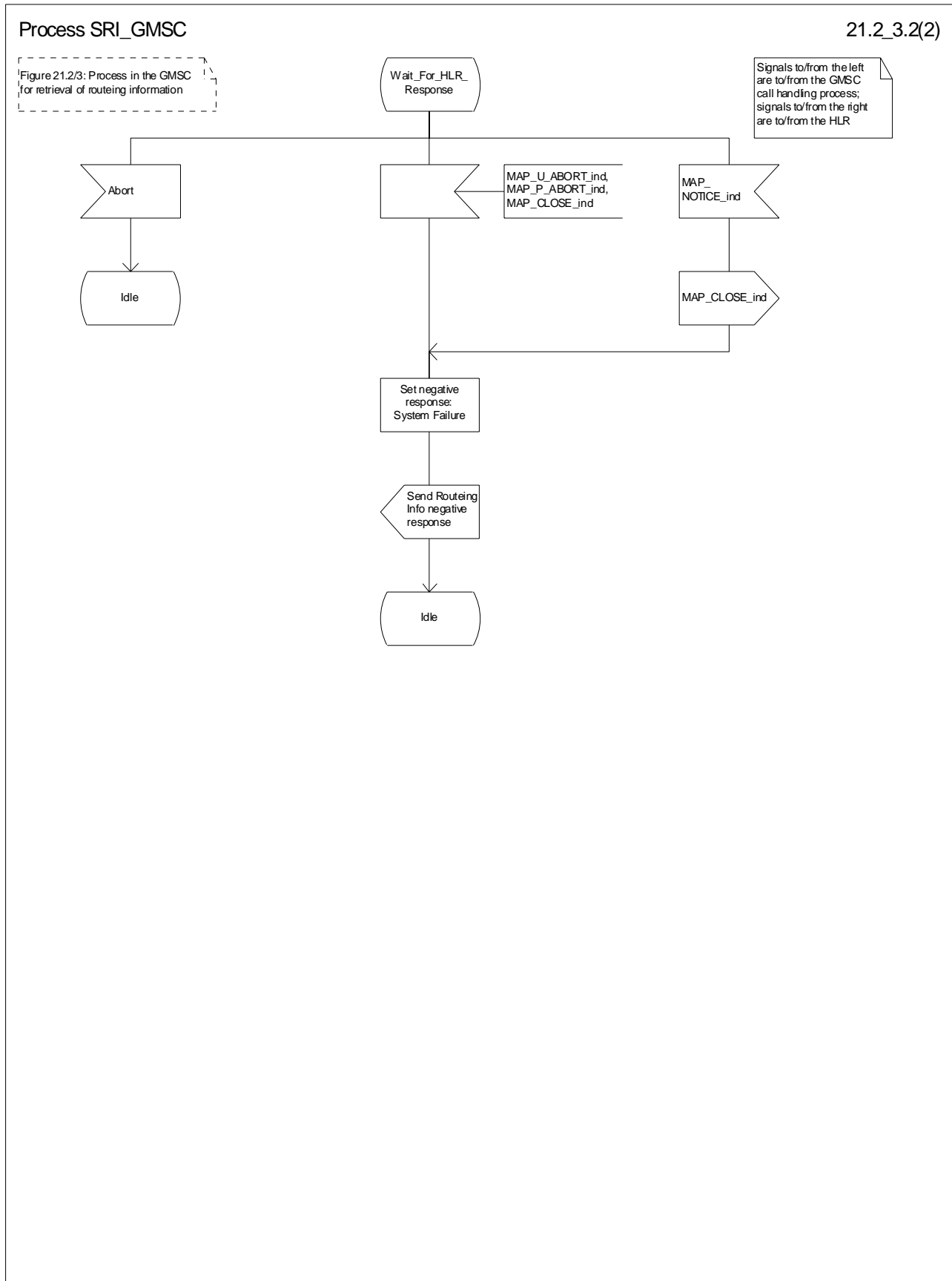


Figure 21.2/3 (sheet 2 of 2): Process SRI\_GMSC

### 21.2.3 Procedures in the HLR

The MAP process in the HLR to retrieve routing information for a mobile terminating call is shown in figure 21.2/4. The MAP process invokes macros not defined in this subclause; the definitions of these macros can be found as follows:

Receive_Open_Ind	see subclause 25.1.1;
Receive_Open_Cnf	see subclause 25.1.2;
Check_Confirmation	see subclause 25.2.2.

#### Successful outcome

When the MAP process receives a MAP\_OPEN indication with the application context locInfoRetrieval, it checks it by invoking the macro Receive\_Open\_Ind.

If the macro takes the OK exit, the MAP process waits for a service indication.

If a MAP\_SEND\_ROUTING\_INFORMATION service indication is received, the MAP process sends a Send Routing Info request to the call handling process in the HLR, and waits for a response. The Send Routing Info request contains the parameters received in the MAP\_SEND\_ROUTING\_INFORMATION service indication.

If the call handling process in the HLR returns a Send Routing Info ack, the MAP process constructs a MAP\_SEND\_ROUTING\_INFORMATION service response containing the routing information contained in the Send Routing Info ack, constructs a MAP\_CLOSE service request, sends them to the GMSC and returns to the idle state. If the MAP\_SEND\_ROUTING\_INFORMATION response cannot be carried in a single TC-Result component, it is carried in one or more TC-Result-NL components (each sent in a TC-CONTINUE), followed by a TC-Result-L component in a TC-END message.

If the call handling process in the HLR returns a Provide Subscriber Info request, the MAP process requests a dialogue with the VLR whose identity is contained in the Provide Subscriber Info request by sending a MAP\_OPEN service request, requests the subscriber status using a MAP\_PROVIDE\_SUBSCRIBER\_INFO service request, and invokes the macro Receive\_Open\_Cnf to wait for the response to the dialogue opening request.

If the macro takes the OK exit, the MAP process waits for the response from the VLR.

If the MAP process receives a MAP\_PROVIDE\_SUBSCRIBER\_INFO service confirm, it invokes the macro Check\_Confirmation to check the content of the confirm.

If the Check\_Confirmation macro takes the OK exit, the MAP process sends a Provide Subscriber Info ack containing the information received in the MAP\_PROVIDE\_SUBSCRIBER\_INFO service confirm to the call handling process in the HLR, and waits for a response. The handling of the response from the call handling process in the HLR is described above.

If the MAP\_PROVIDE\_SUBSCRIBER\_INFO service confirm contains a provider error or a data error, the MAP process sends a Provide Subscriber Info negative response indicating the type of error to the call handling process in the HLR, and waits for a response. The handling of the response from the call handling process in the HLR is described above.

**NOTE:** The 'User Error' exit from the macro Check\_Confirmation is shown for formal completeness; the MAP\_PROVIDE\_SUBSCRIBER\_INFO\_cnf primitive cannot contain a user error.

If the call handling process in the HLR returns a Provide Roaming Number request, the MAP process requests a dialogue with the VLR whose identity is contained in the Provide Roaming Number request by sending a MAP\_OPEN service request, requests a roaming number using a MAP\_PROVIDE\_ROAMING\_NUMBER service request, and invokes the macro Receive\_Open\_Cnf to wait for the response to the dialogue opening request.

If the macro takes the OK exit, the MAP process waits for the response from the VLR.

If the MAP process receives a MAP\_PROVIDE\_ROAMING\_NUMBER service confirm, it invokes the macro Check\_Confirmation to check the content of the confirm.

If the Check\_Confirmation macro takes the OK exit, the MAP process sends a Provide Roaming Number ack containing the MSRN received in the MAP\_PROVIDE\_ROAMING\_NUMBER service confirm to the call handling process in the HLR, and waits for a response. The handling of the response from the call handling process in the HLR is described above.

If the MAP\_PROVIDE\_ROAMING\_NUMBER service confirm contains a user error or a provider error, or the macro Check\_Confirmation indicates that there is a data error, the MAP process sends a Provide Roaming Number negative response indicating the type of error to the call handling process in the HLR, and waits for a response. The handling of the response from the call handling process in the HLR is described above.

#### **Negative response from HLR call handling process**

If the call handling process in the HLR returns a negative response, either before or after a dialogue with the VLR to obtain a roaming number, the MAP process constructs a MAP\_SEND\_ROUTING\_INFORMATION service response containing the appropriate error, constructs a MAP\_CLOSE service request, sends them to the GMSC and returns to the idle state.

#### **Earlier version MAP Provide Roaming Number dialogue with the VLR**

If the macro Receive\_Open\_Cnf takes the Vr exit after the MAP process has requested opening of a Provide Roaming Number dialogue with the VLR, the MAP process checks whether this is an OR interrogation (indicated by the inclusion of the OR interrogation parameter in the MAP\_PROVIDE\_ROAMING\_NUMBER service request).

If this is not an OR interrogation, the HLR performs the earlier version MAP dialogue as specified in [51] or [96], relays the result of the dialogue to the HLR call handling process, and waits for a response. The handling of the response from the call handling process in the HLR is described above.

If this is an OR interrogation, the MAP process sends a Provide Roaming Number negative response indicating OR not allowed to the call handling process in the HLR and waits for a response. The handling of the response from the call handling process in the HLR is described above.

#### **Failure of Provide Subscriber Info dialogue with the VLR**

If the Receive\_Open\_Cnf macro takes the Vr exit or the Error exit after the MAP process has requested opening of a Provide Subscriber Info dialogue with the VLR, the MAP process sends a Provide Subscriber Info negative response indicating system failure to the call handling process in the HLR, and waits for a response. The handling of the response from the call handling process in the HLR is described above.

#### **Failure of Provide Roaming Number dialogue with the VLR**

If the Receive\_Open\_Cnf macro takes the Error exit after the MAP process has requested opening of a Provide Roaming Number dialogue with the VLR, the MAP process sends a Provide Roaming Number negative response indicating system failure to the call handling process in the HLR, and waits for a response. The handling of the response from the call handling process in the HLR is described above.

If the MAP process receives a MAP\_U\_ABORT, a MAP\_P\_ABORT or a premature MAP\_CLOSE from the MAP provider, it sends a Provide Roaming Number negative response indicating system failure to the call handling process in the HLR, and waits for a response. The handling of the response from the call handling process in the HLR is described above.

If the MAP process receives a MAP\_NOTICE from the MAP provider, it returns a MAP\_CLOSE request to the MAP provider, sends a Provide Roaming Number negative response indicating system failure to the call handling process in the HLR, and waits for a response. The handling of the response from the call handling process in the HLR is described above.

#### **Earlier version MAP dialogue with the GMSC**

If the macro Receive\_Open\_Ind takes the Vr exit, the the HLR performs the earlier version MAP dialogue as specified in [51] or [96] and the process returns to the idle state.

### **Failure of dialogue opening with the GMSC**

If the macro Receive\_Open\_Ind takes the Error exit, the MAP process returns to the idle state.

If the MAP provider sends a MAP\_P\_ABORT while the MAP process is waiting for a service indication, the MAP process returns to the idle state.

If the MAP provider sends a MAP\_NOTICE while the MAP process is waiting for a service indication, the MAP process sends a MAP\_CLOSE request to terminate the dialogue and returns to the idle state.

Process SRI\_HLR

21.2\_4.1(3)

Figure 21.2/4: Process in the HLR to respond to a request for routing information

Signals to/from the left are to/from the GMSC; signals to/from the right are to/from the VLR unless specified otherwise

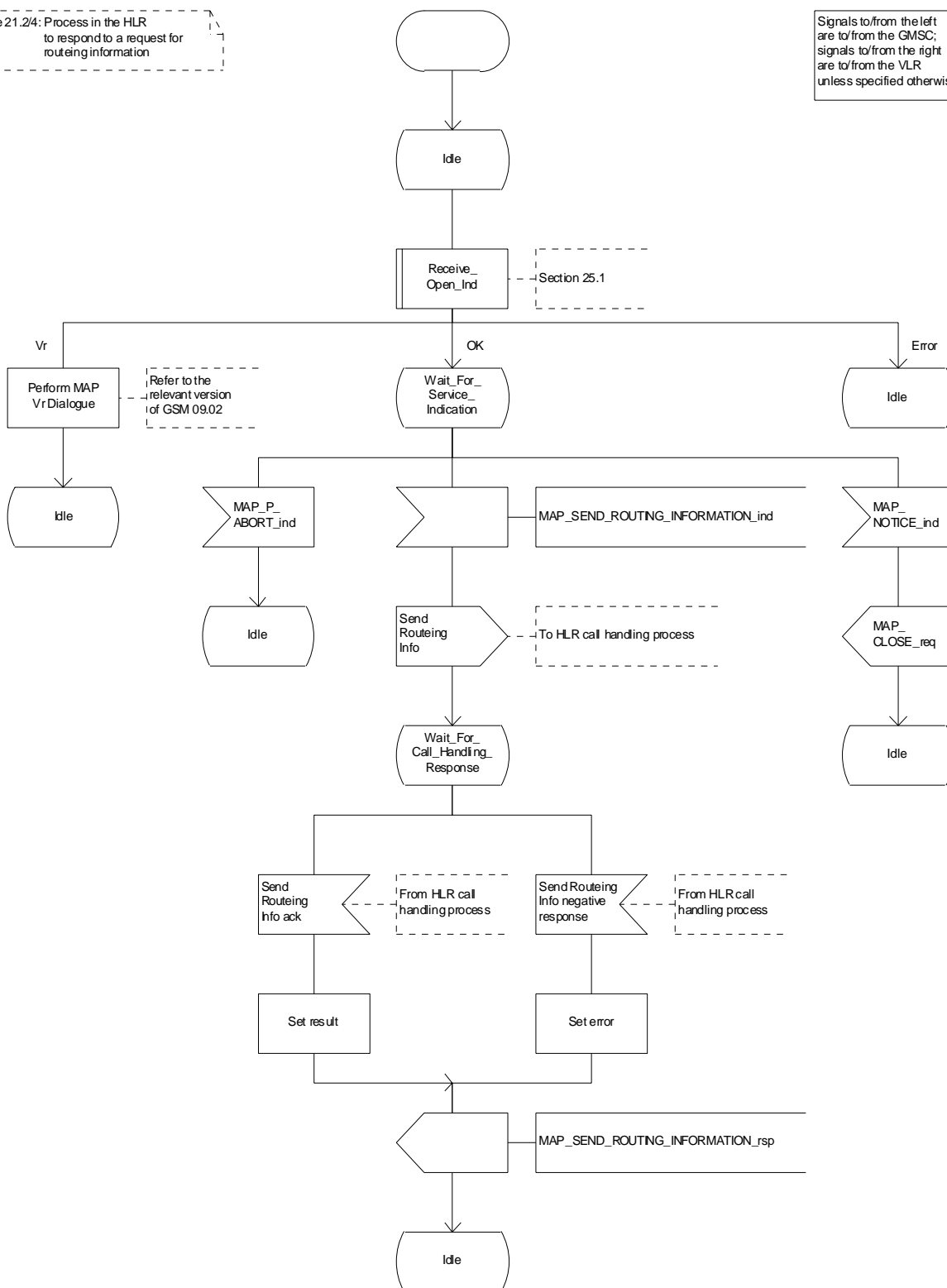


Figure 21.2/4 (sheet 1 of 3): Process SRI\_HLR



Process SRI\_HLR

21.2\_4.2(3)

Figure 21.24: Process in the HLR to respond to a request for routing information

Signals to/from the left are to/from the GMSC; signals to/from the right are to/from the VLR unless specified otherwise

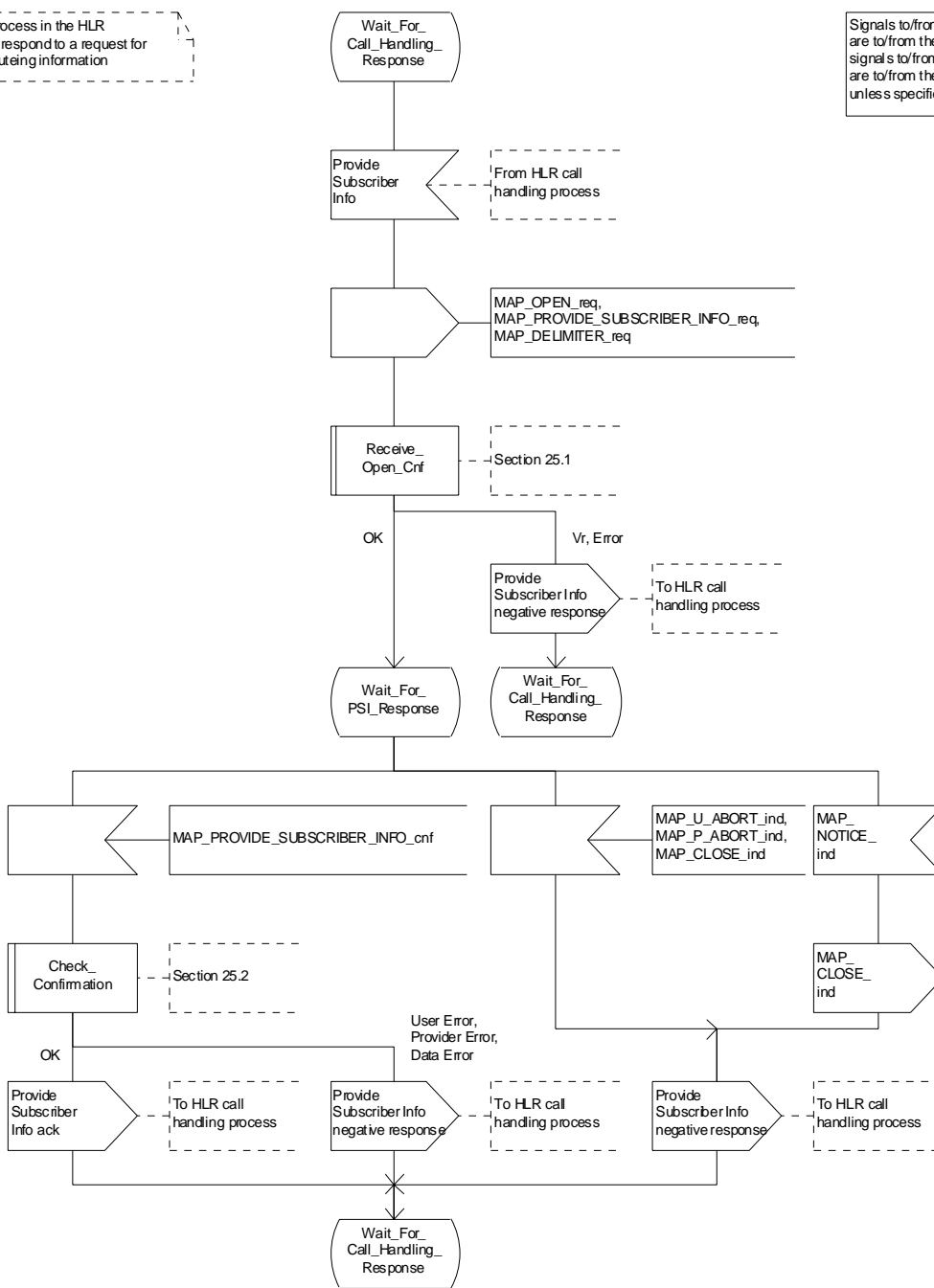


Figure 21.2/4 (sheet 2 of 3): Process SRI\_HLR

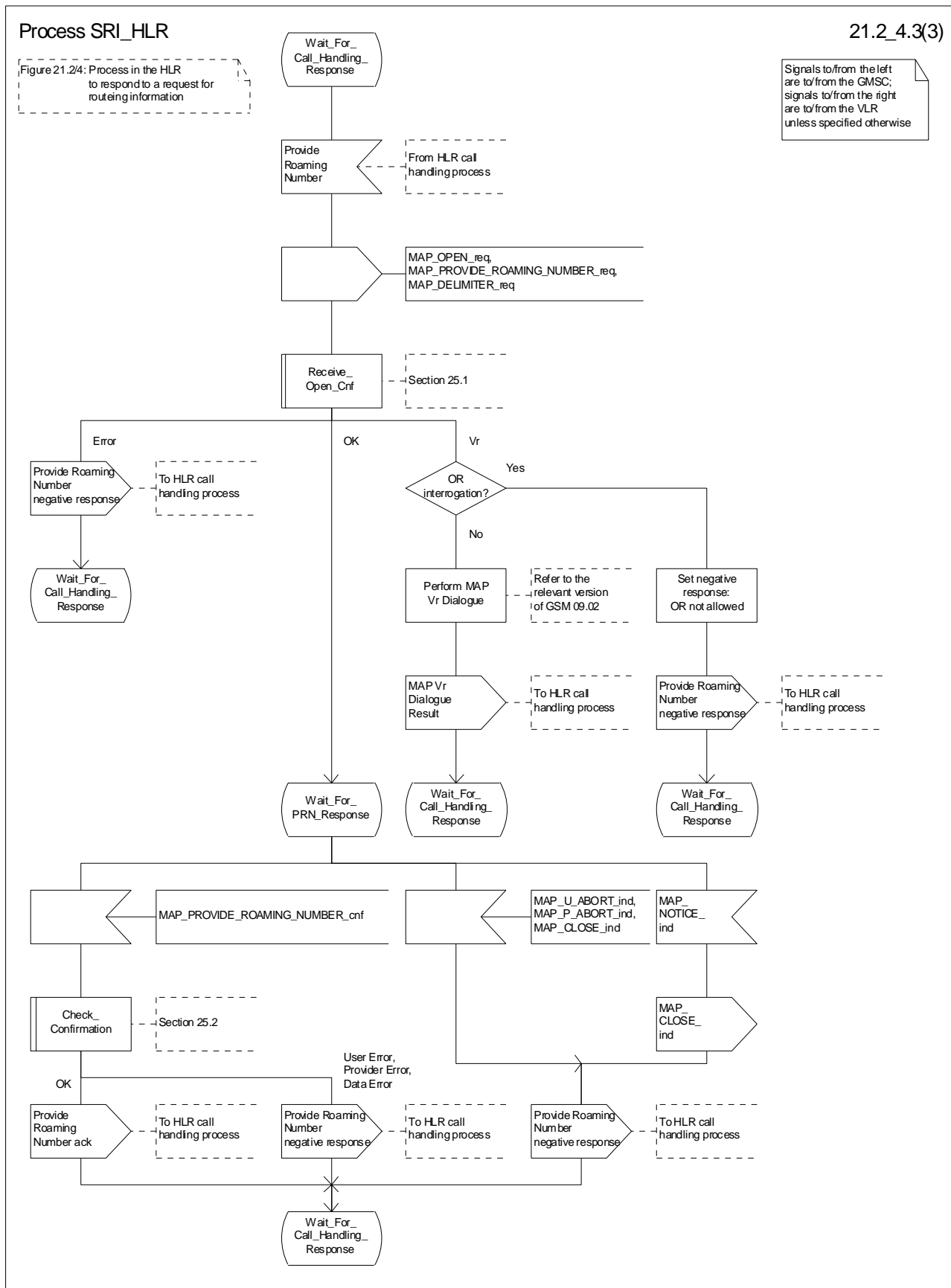


Figure 21.2/4 (sheet 3 of 3): Process SRI\_HLR

## 21.2.4 Process in the VLR to provide a roaming number

The MAP process in the VLR to provide a roaming number for a mobile terminating call is shown in figure 21.2/5. The MAP process invokes a macro not defined in this subclause; the definition of this macro can be found as follows:

Receive\_Open\_Ind            see subclause 25.1.1;

### Successful outcome

When the MAP process receives a MAP\_OPEN indication with the application context roamingNbEnquiry, it checks it by invoking the macro Receive\_Open\_Ind.

If the macro takes the OK exit, the MAP process waits for a service indication.

If a MAP\_PROVIDE\_ROAMING\_NUMBER service indication is received, the MAP process sends a Provide Roaming Number request to the call handling process in the VLR, and waits for a response. The Provide Roaming Number request contains the parameters received in the MAP\_PROVIDE\_ROAMING\_NUMBER service indication.

If the call handling process in the VLR returns a Provide Roaming Number ack, the MAP process constructs a MAP\_PROVIDE\_ROAMING\_NUMBER service response containing the roaming number contained in the Send Routeing Info ack, constructs a MAP\_CLOSE service request, sends them to the HLR and returns to the idle state.

### Earlier version MAP dialogue with the HLR

If the macro Receive\_Open\_Ind takes the Vr exit, the the VLR performs the earlier version MAP dialogue as specified in [51] or [96] and the process returns to the idle state.

### Failure of dialogue opening with the HLR

If the macro Receive\_Open\_Ind takes the Error exit, the MAP process returns to the idle state.

If the MAP provider sends a MAP\_P\_ABORT while the MAP process is waiting for a service indication, the MAP process returns to the idle state.

If the MAP provider sends a MAP\_NOTICE while the MAP process is waiting for a service indication, the MAP process sends a MAP\_CLOSE request to terminate the dialogue and returns to the idle state.

### Negative response from VLR call handling process

If the call handling process in the HLR returns a negative response, the MAP process constructs a MAP\_PROVIDE\_ROAMING\_NUMBER service response containing the appropriate error, constructs a MAP\_CLOSE service request, sends them to the HLR and returns to the idle state.

Process PRN\_VLR

21.2\_5(1)

Figure 21.2/5: Process in the VLR to handle a request for a roaming number

Signals to/from the left are to/from the HLR; signals to/from the right are to/from the VLR call handling process

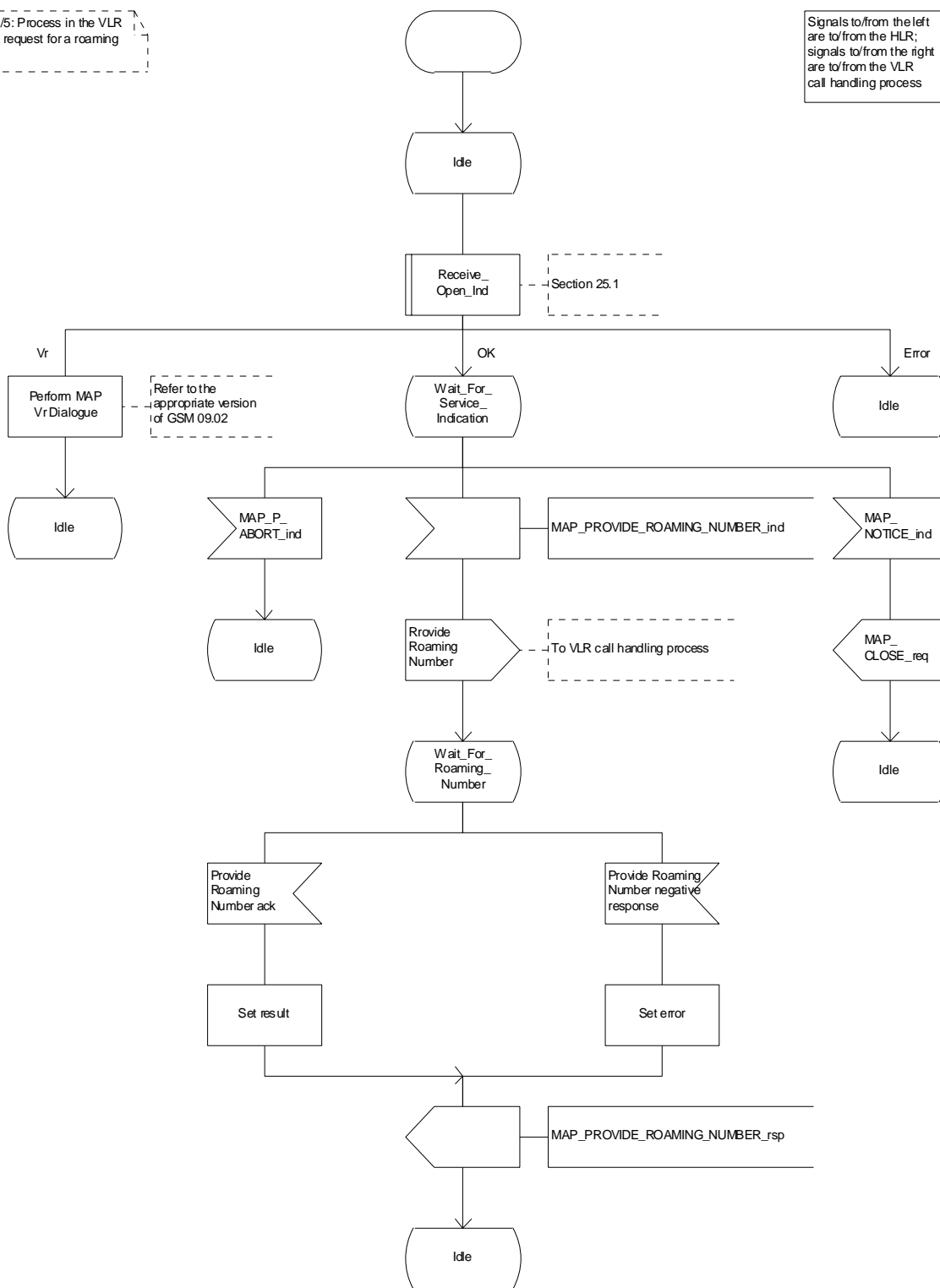


Figure 21.2/5: Process PRN\_VLR

## 21.2.5 Process in the VLR to restore subscriber data

The MAP process in the HLR to restore subscriber data is shown in figure 21.2/6. The MAP process invokes macros not defined in this subclause; the definitions of these macros can be found as follows:

Receive_Open_Cnf	see subclause 25.1.2;
Check_Confirmation	see subclause 25.2.2;
Insert_SubData_VLR	see subclause 25.7.1;
Activate_Tracing_VLR	see subclause 25.9.3.

### Successful outcome

When the MAP process receives a Restore Data request from the data restoration process in the VLR, it requests a dialogue with the HLR whose identity is contained in the Restore Data request by sending a MAP\_OPEN service request, requests data restoration using a MAP\_RESTORE\_DATA service request and invokes the macro Receive\_Open\_Cnf to wait for the response to the dialogue opening request. If the dialogue opening is successful, the MAP process waits for a response from the HLR.

The VLR may receive a MAP\_INSERT\_SUBSCRIBER\_DATA service indication from the HLR; this is handled by the macro Insert\_SubData\_VLR as described in subclause 25.7.1, and the MAP process waits for a further response from the HLR.

The VLR may receive a MAP\_ACTIVATE\_TRACE\_MODE service indication from the HLR; this is handled by the macro Activate\_Tracing\_VLR as described in subclause 25.9.3, and the MAP process waits for a further response from the HLR.

If the MAP process receives a MAP\_RESTORE\_DATA service confirm, it invokes the macro Check\_Confirmation to check the content of the confirm.

If the Check\_Confirmation macro takes the OK exit, the MAP process sends a Restore Data ack containing the information received from the HLR to the data restoration process in the VLR and returns to the idle state.

### Error in MAP\_RESTORE\_DATA confirm

If the MAP\_RESTORE\_DATA service confirm contains a user error or a provider error, or the macro Check\_Confirmation indicates that there is a data error, the MAP process sends a Restore Data negative response indicating the type of error to the call handling process in the HLR, and returns to the idle state.

### Earlier version MAP dialogue with the HLR

If the macro Receive\_Open\_Cnf takes the Vr exit, the VLR performs the earlier MAP version dialogue as specified in [51] or [96] and the process terminates.

### Dialogue opening failure

If the macro Receive\_Open\_Cnf indicates that the dialogue with the HLR could not be opened, the MAP process sends a negative response indicating system failure to the data restoration process in the GMSC and returns to the idle state.

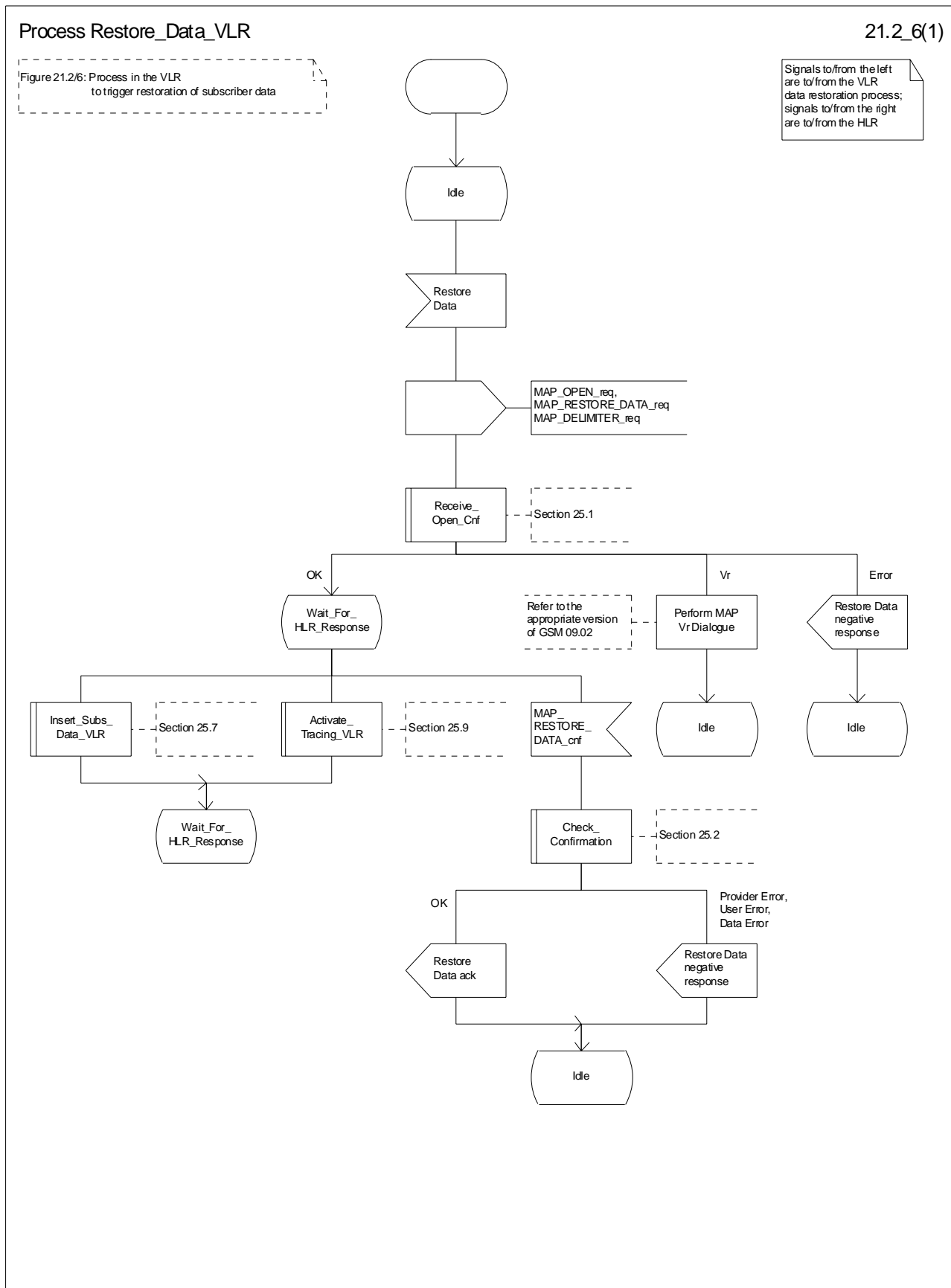


Figure 21.2/6: Process Restore\_Data\_VLR

## 21.2.6 Process in the VLR to provide subscriber information

The MAP process in the VLR to provide subscriber information for a mobile terminating call subject to CAMEL invocation is shown in figure 21.2/6. The MAP process invokes a macro not defined in this subclause; the definition of this macro can be found as follows:

Receive\_Open\_Ind            see subclause 25.1.1;

### Successful outcome

When the MAP process receives a MAP\_OPEN indication with the application context subscriberInfoEnquiry, it checks it by invoking the macro Receive\_Open\_Ind.

If the macro takes the OK exit, the MAP process waits for a service indication.

If a MAP\_PROVIDE\_SUBSCRIBER\_INFO service indication is received, the MAP process sends a Provide Subscriber Info request to the subscriber information request process in the VLR, and waits for a response. The Provide Subscriber Info request contains the parameters received in the MAP\_PROVIDE\_SUBSCRIBER\_INFO service indication.

If the subscriber information request process in the VLR returns a Provide Subscriber Info ack, the MAP process constructs a MAP\_PROVIDE\_SUBSCRIBER\_INFO service response containing the information contained in the Provide Subscriber Info ack, constructs a MAP\_CLOSE service request, sends them to the HLR and returns to the idle state.

### Failure of dialogue opening with the HLR

If the macro Receive\_Open\_Ind takes the Vr exit or the Error exit, the MAP process returns to the idle state.

If the MAP provider sends a MAP\_P\_ABORT while the MAP process is waiting for a service indication, the MAP process returns to the idle state.

If the MAP provider sends a MAP\_NOTICE while the MAP process is waiting for a service indication, the MAP process sends a MAP\_CLOSE request to terminate the dialogue and returns to the idle state.

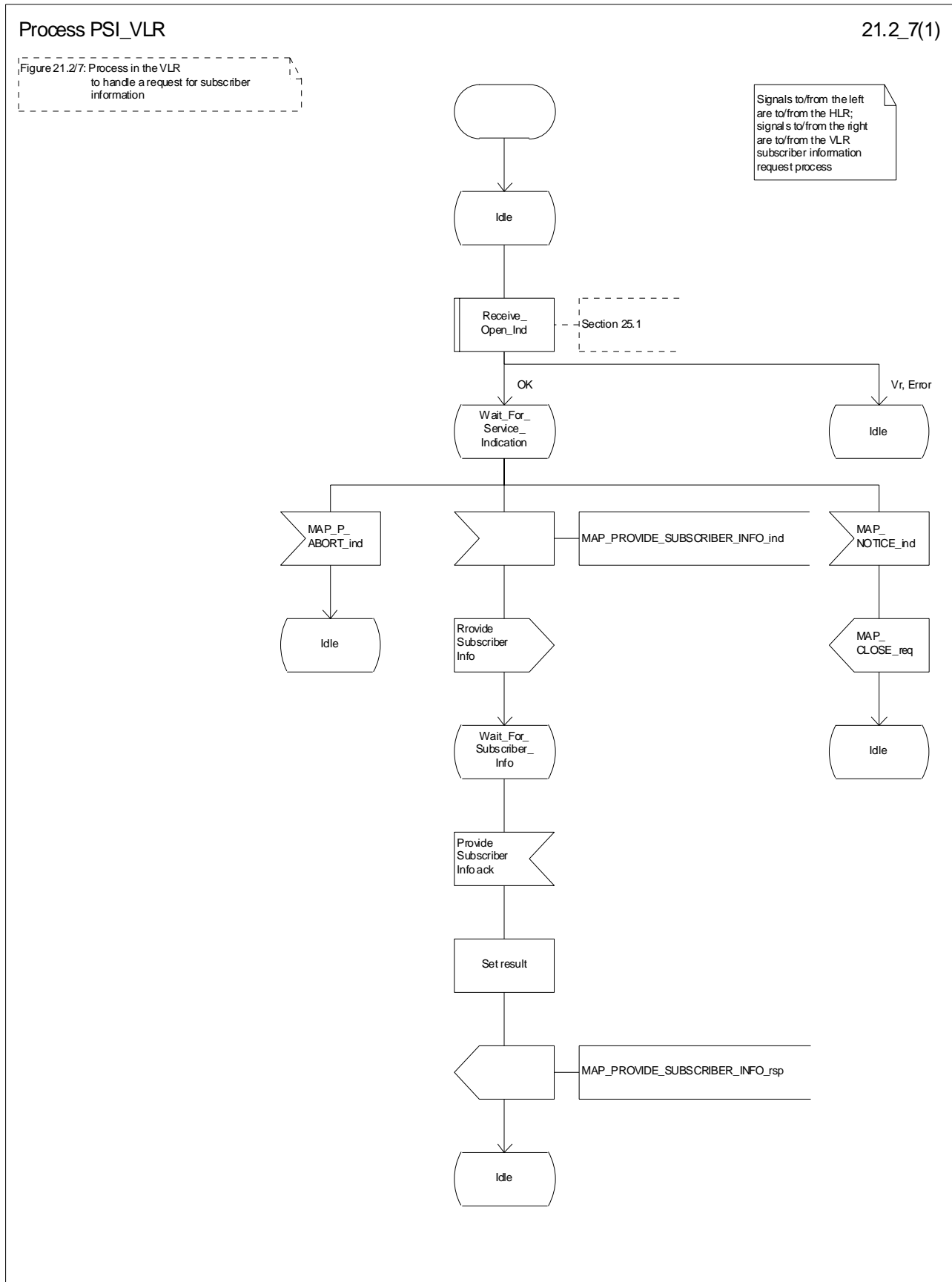
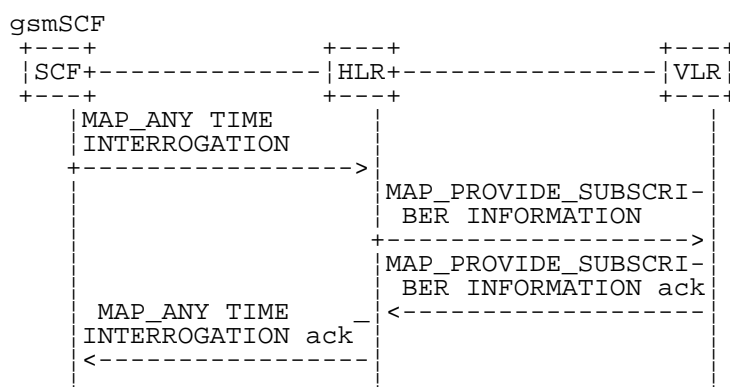


Figure 21.2/7: Process PSI\_VLR



## 21.2.7 Process in the HLR for Any Time Interrogation

The message flows for successful retrieval of subscriber information related to an any time interrogation from the CAMEL server are shown in figure 21.2/8.



**Figure 21.2/8: Message flow for any time interrogation**

The following MAP services are used to retrieve routing information:

MAP\_ANY\_TIME\_INTERROGATION see subclause 8.11.1;

MAP\_PROVIDE\_SUBSCRIBER\_INFO see subclause 8.11.2;

### 21.2.7.1 Process in the gsmSCF

Out of the scope of the MAP specification.

### 21.2.3 Process in the HLR

The MAP process in the HLR to provide subscriber information in response to an interrogation from the CAMEL server is shown in figure 21.2/8. The MAP process invokes macros not defined in this subclause; the definitions of these macros can be found as follows:

Receive\_Open\_Ind see subclause 25.1.1;

Receive\_Open\_Cnf see subclause 25.1.2;

Check\_Confirmation see subclause 25.2.2.

#### Successful outcome

When the MAP process receives a MAP\_OPEN indication with the application context anyTimeInterrogationEnquiry, it checks it by invoking the macro Receive\_Open\_Ind.

If the macro takes the OK exit, the MAP process waits for a service indication.

If a MAP\_ANY\_TIME\_INTERROGATION service indication is received, the MAP process sends an Any Time Interrogation request to the call handling process in the HLR (described in GSM 03.78), and waits for a response. The Any Time Interrogation request contains the parameters received in the MAP\_ANY\_TIME\_INTERROGATION service indication.

If the call handling process in the HLR returns an Any Time Interrogation response, the MAP process constructs a MAP\_ANY\_TIME\_INTERROGATION service response containing the subscriber information contained in the Any Time Interrogation response, constructs a MAP\_CLOSE service request, sends them to the CAMEL server and returns to the idle state.

If the call handling process in the HLR returns a Provide Subscriber Info request, the MAP process requests a dialogue with the VLR whose identity is contained in the Provide Subscriber Info request by sending a MAP\_OPEN service request, requests the subscriber status using a MAP\_PROVIDE\_SUBSCRIBER\_INFO service request, and invokes the macro Receive\_Open\_Cnf to wait for the response to the dialogue opening request.

If the macro takes the OK exit, the MAP process waits for the response from the VLR.

If the MAP process receives a MAP\_PROVIDE\_SUBSCRIBER\_INFO service confirm, it invokes the macro Check\_Confirmation to check the content of the confirm.

If the Check\_Confirmation macro takes the OK exit, the MAP process sends a Provide Subscriber Info ack containing the information received in the MAP\_PROVIDE\_SUBSCRIBER\_INFO service confirm to the call handling process in the HLR, and waits for a response. The handling of the response from the call handling process in the HLR is described above.

If the MAP\_PROVIDE\_SUBSCRIBER\_INFO service confirm contains a provider error or a data error, the MAP process sends a Provide Subscriber Info negative response indicating the type of error to the call handling process in the HLR, and waits for a response. The handling of the response from the call handling process in the HLR is described above.

NOTE: The 'User Error' exit from the macro Check\_Confirmation is shown for formal completeness; the MAP\_PROVIDE\_SUBSCRIBER\_INFO\_cnf primitive cannot contain a user error.

#### **Negative response from HLR call handling process**

If the call handling process in the HLR returns a negative response, either before or after a dialogue with the VLR to obtain subscriber information, the MAP process constructs a MAP\_ANY\_TIME\_INTERROGATION service response containing the appropriate error, constructs a MAP\_CLOSE service request, sends them to the CAMEL server and returns to the idle state.

#### **Failure of Provide Subscriber Info dialogue with the VLR**

If the Receive\_Open\_Cnf macro takes the Vr exit or the Error exit after the MAP process has requested opening of a Provide Subscriber Info dialogue with the VLR, the MAP process sends a Provide Subscriber Info negative response indicating system failure to the call handling process in the HLR, and waits for a response. The handling of the response from the call handling process in the HLR is described above.

#### **Failure of dialogue opening with the CAMEL server**

If the macro Receive\_Open\_Ind takes the Vr or Error exit, the MAP process returns to the idle state.

If the MAP provider sends a MAP\_P\_ABORT while the MAP process is waiting for a service indication, the MAP process returns to the idle state.

If the MAP provider sends a MAP\_NOTICE while the MAP process is waiting for a service indication, the MAP process sends a MAP\_CLOSE request to terminate the dialogue and returns to the idle state.

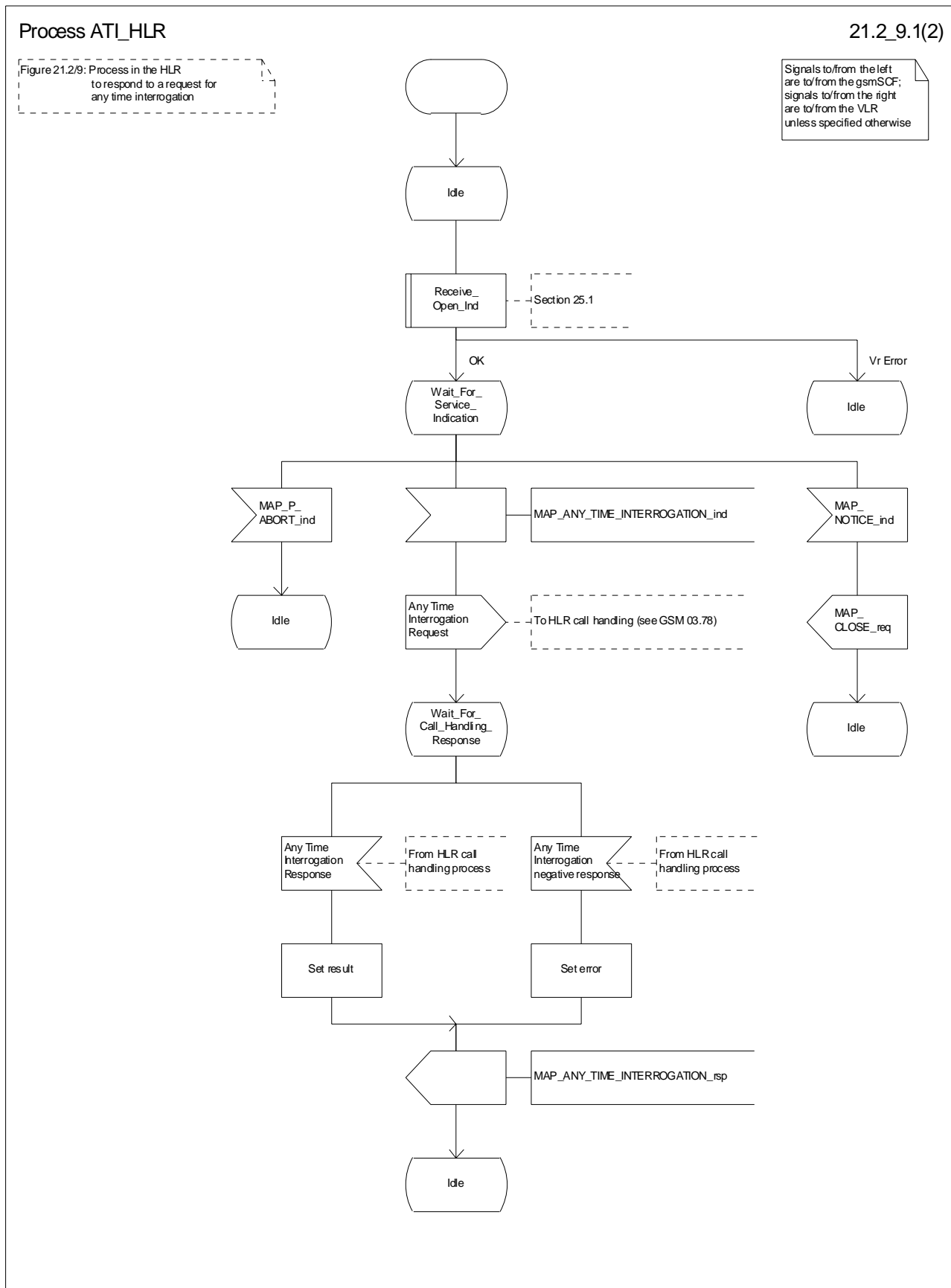


Figure 21.2/9 (sheet 1 of 2): Process ATI\_HLR (New)

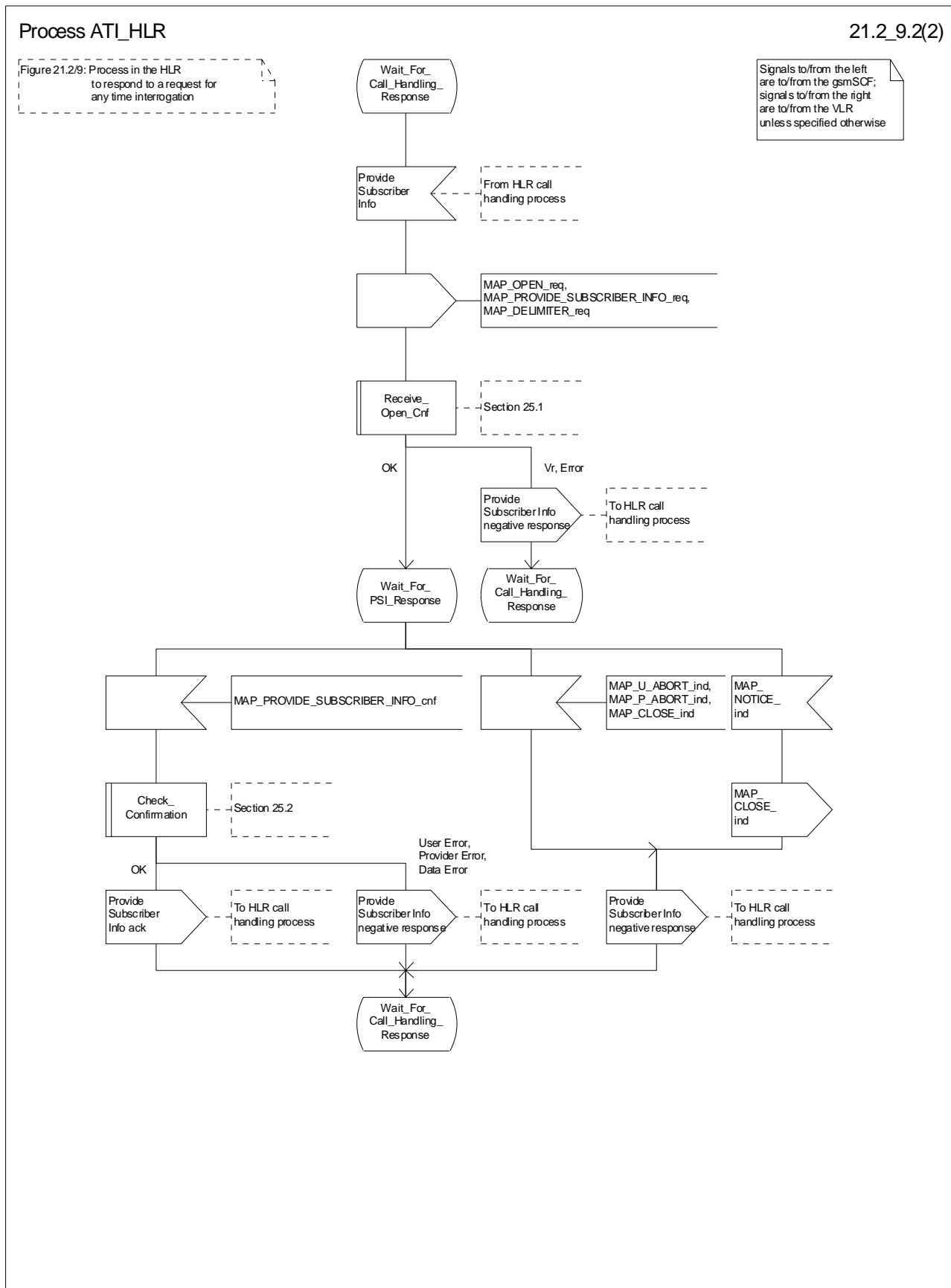
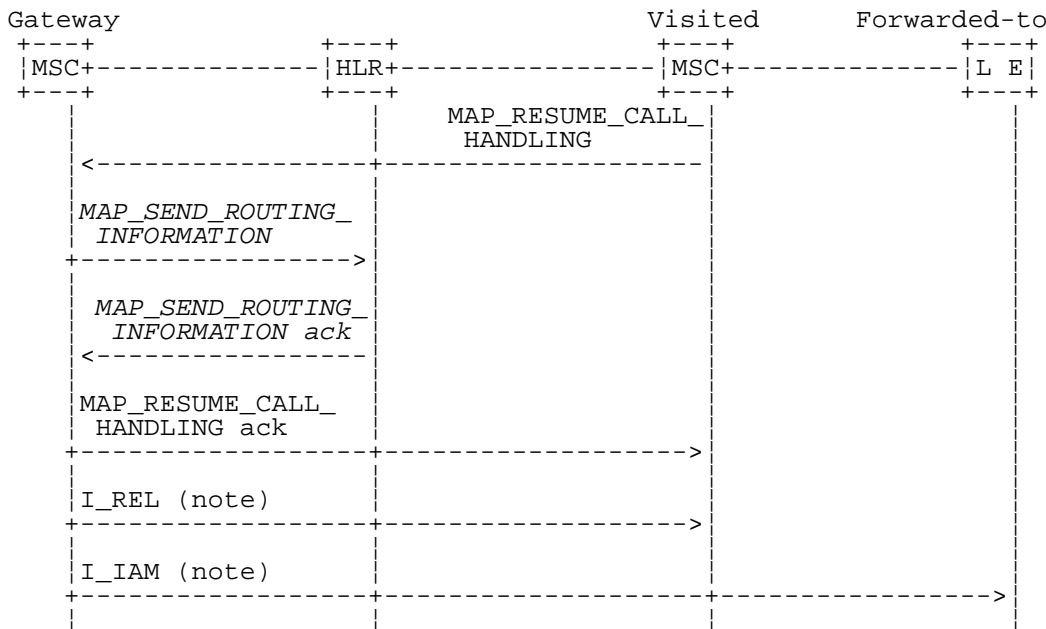


Figure 21.2/9 (sheet 2 of 2): Process ATI\_HLR (New)

## 21.3 Transfer of call handling

### 21.3.1 General

The message flow for successful transfer of call handling to forward a call is shown in figure 21.3/1.



**NOTES:**

xxx = *Optional Procedure*

TUP or ISUP may be used in signalling between MSCs, depending on the network type between the MSCs. For further details on the TUP and ISUP procedures refer to the following CCITT Recommendations & ETSI specification:

Q.721-725 - Telephone User Part (TUP);

ETS 300 356-1 - Integrated Services Digital Network (ISDN); Signalling System No.7; ISDN User Part (ISUP) version 2 for the international interface; Part 1: Basic services.

**Figure 21.3/1: Message flow for transfer of call handling**

If the HLR indicated in the response to the original request for routing information that forwarding interrogation is required, the GMSC executes the Send Routing Information procedure with the HLR to obtain forwarding information; otherwise the GMSC uses the forwarding data which were sent in the MAP\_RESUME\_CALL\_HANDLING req/ind.

### 21.3.2 Process in the VMSC

The MAP process in the VMSC to retrieve routing information for a mobile terminating call is shown in figure 21.3/2. The MAP process invokes macros not defined in this subclause; the definitions of these macros can be found as follows:

Receive\_Open\_Cnf            see subclause 25.1.2;

Check\_Confirmation        see subclause 25.2.2.

**Successful Outcome**

When the MAP process receives a Resume Call Handling request from the call handling process in the VMSC, it requests a dialogue with the GMSC whose identity is contained in the Resume Call Handling request by sending a MAP\_OPEN service request, requests routing information using a MAP\_RESUME\_CALL\_HANDLING service request and invokes the macro Receive\_Open\_Cnf to wait for the response to the dialogue opening request. If the dialogue opening is successful, the MAP process waits for a response from the GMSC. VMSC shall not send any duplicate data to the GMSC.

If the VMSC notices after receiving a Resume Call Handling request that the segmentation is needed the VMSC does not set the "All Information Sent" indicator. Otherwise the indicator is set and the process returns to the Wait For GMSC Response state.

If the MAP process receives a MAP\_RESUME\_CALL\_HANDLING service confirm from the GMSC, the MAP process invokes the macro Check\_Confirmation to check the content of the confirm.

If the macro Check\_Confirmation takes the OK exit, the MAP process checks if the "All Information Sent" indicator is set. If it is set the MAP process sends a Resume Call Handling ack to the call handling process in the VMSC and returns to the idle state. If the "All Information Sent" indicator is not set the MAP process checks if the further segmentation is needed. If segmentation is needed the VMSC does not set the indicator and sends MAP\_RESUME\_CALL\_HANDLING service request to the GMSC. Otherwise the indicator is set and the MAP\_RESUME\_CALL\_HANDLING service request is sent to the GMSC.

#### **Dialogue opening failure**

If the macro Receive\_Open\_Cnf indicates that the dialogue with the GMSC could not be opened or that the dialogue can be opened only at an earlier version, the MAP process sends an Resume Call Handling negative response indicating system failure to the call handling process in the VMSC and returns to the idle state.

#### **Error in MAP\_RESUME\_CALL\_HANDLING confirm**

If the MAP\_RESUME\_CALL\_HANDLING service confirm contains a user error or a provider error, the MAP process sends a Resume Call Handling negative response to the call handling process in the VMSC and returns to the idle state.

NOTE: the 'Data Error' exit from the macro Check\_Confirmation is shown for formal completeness; the result is empty, so the MAP\_PROVIDE\_SUBSCRIBER\_INFO\_cnf primitive cannot contain a data error.]

#### **Abort of GMSC dialogue**

After the dialogue with the GMSC has been established, the MAP service provider may abort the dialogue by issuing a MAP\_P\_ABORT indication, or the GMSC may send a MAP\_CLOSE indication. In either of these cases, the MAP process sends a Resume Call Handling negative response to the call handling process in the GMSC and returns to the idle state.

If the MAP provider indicates a protocol problem by sending a MAP\_NOTICE indication, the MAP process closes the dialogue with the GMSC, sends a Resume Call Handling negative response indicating system failure to the call handling process in the VMSC and returns to the idle state.

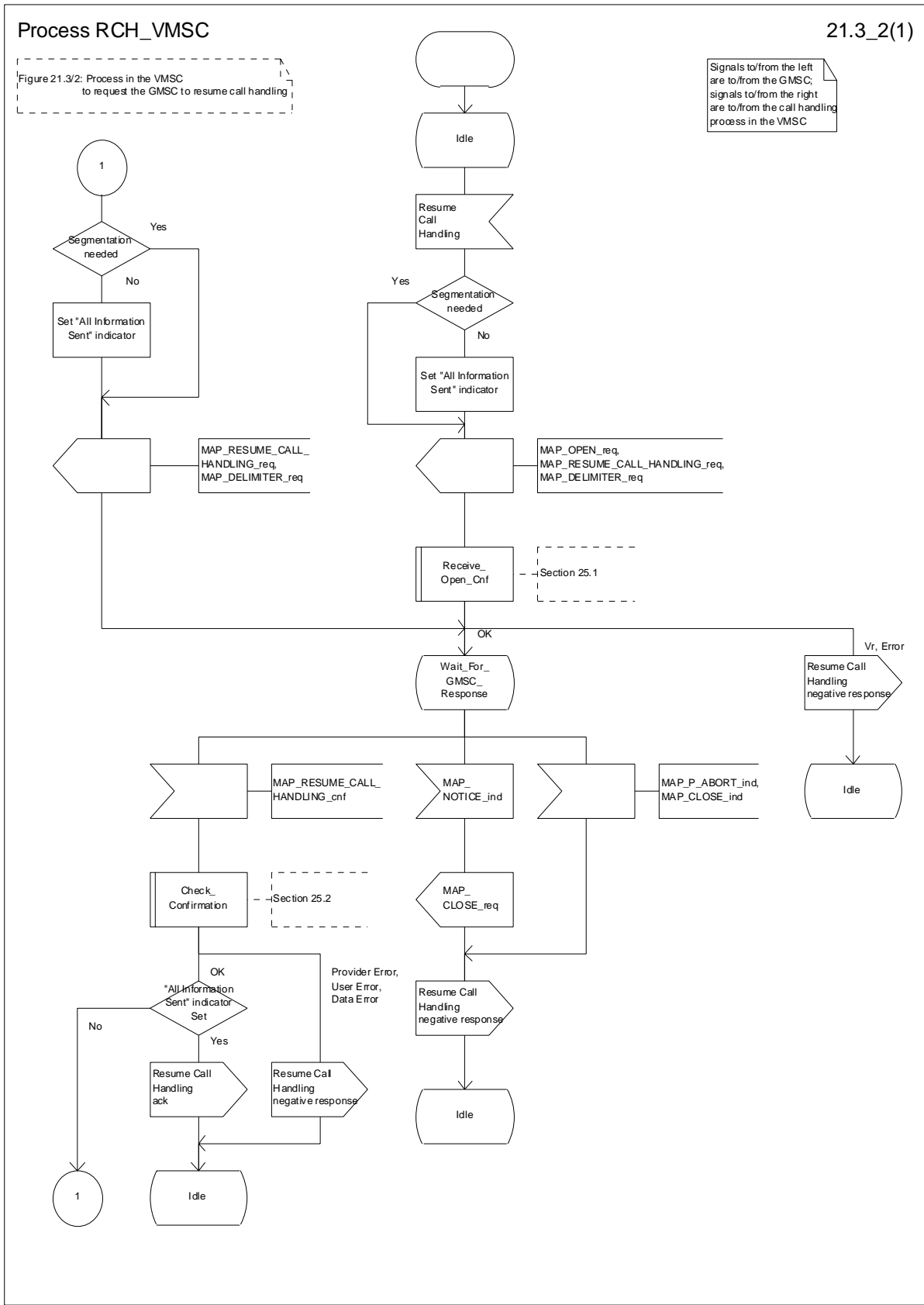


Figure 21.3/2: Process RCH\_VMSC

### 21.3.3 Process in the GMSC

The MAP process in the GMSC to handle a request for the GMSC to resume call handling is shown in figure 21.3/3. The MAP process invokes a macro not defined in this subclause; the definition of this macro can be found as follows:

Receive\_Open\_Ind            see subclause 25.1.1;

#### **Successful outcome**

When the MAP process receives a MAP\_OPEN indication with the application context callControlTransfer, it checks it by invoking the macro Receive\_Open\_Ind.

If the macro takes the OK exit, the MAP process waits for a service indication.

If a MAP\_RESUME\_CALL\_HANDLING service indication is received, the MAP process checks if the “All Information Sent” indicator is set and if so it sends a Resume Call Handling request including all the stored data to the call handling process in the GMSC, and waits for a response. The Resume Call Handling request contains the parameters received in the MAP\_RESUME\_CALL\_HANDLING service indication. If the “All Information Sent” indicator is not set, the received data is stored and the MAP process constructs an empty MAP\_RESUME\_CALL\_HANDLING service response, sends it to the VMSC and returns to the Wait For Service Indication state.

If the call handling process in the GMSC returns a Resume Call Handling ack, the MAP process constructs a MAP\_RESUME\_CALL\_HANDLING service response, constructs a MAP\_CLOSE service request, sends them to the VMSC and returns to the idle state.

#### **Failure of dialogue opening with the VMSC**

If the macro Receive\_Open\_Ind takes the Vr exit or the Error exit, the MAP process returns to the idle state.

If the MAP provider sends a MAP\_P\_ABORT while the MAP process is waiting for a service indication, the MAP process returns to the idle state.

If the MAP provider sends a MAP\_NOTICE while the MAP process is waiting for a service indication, the MAP process sends a MAP\_CLOSE request to terminate the dialogue and returns to the idle state.



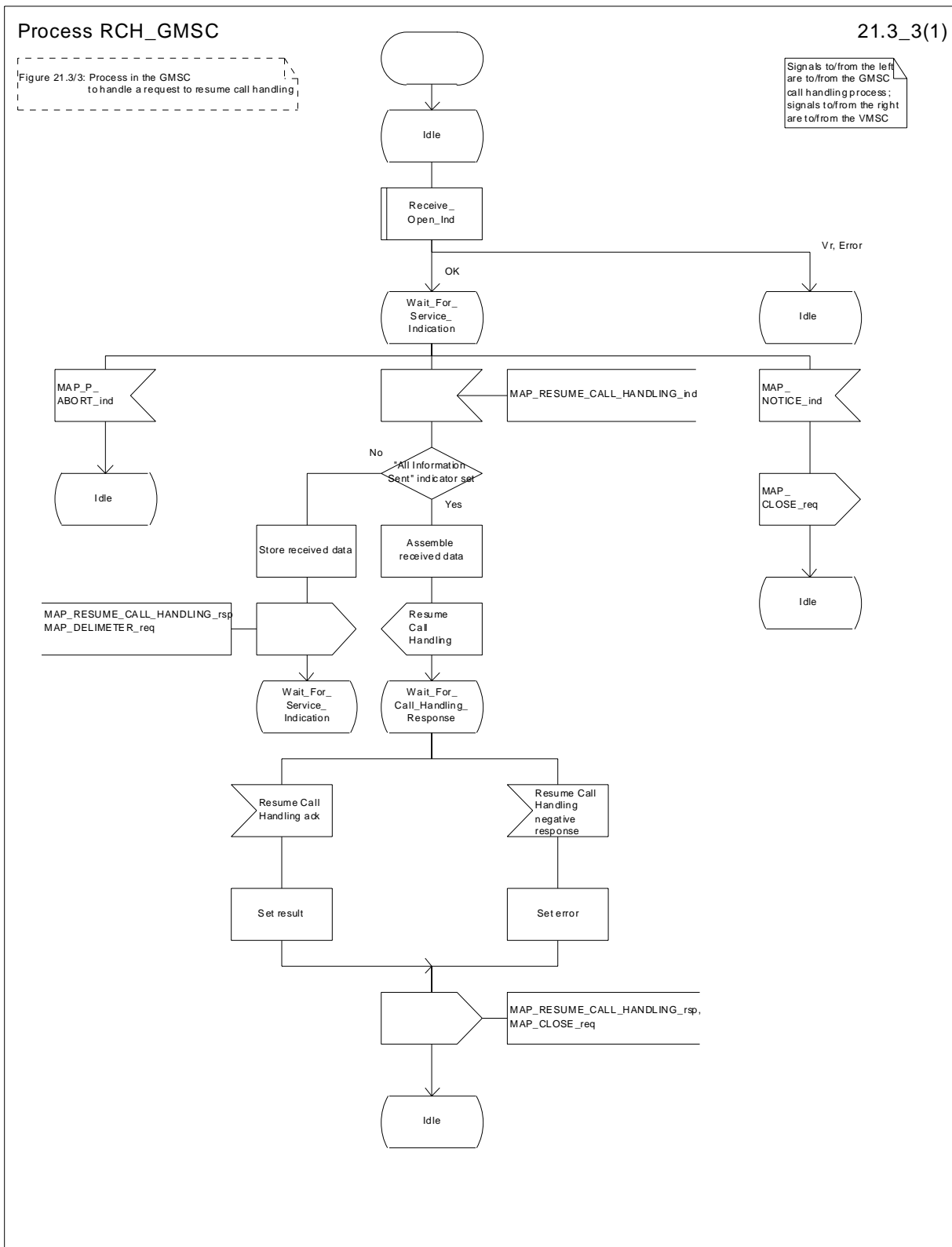
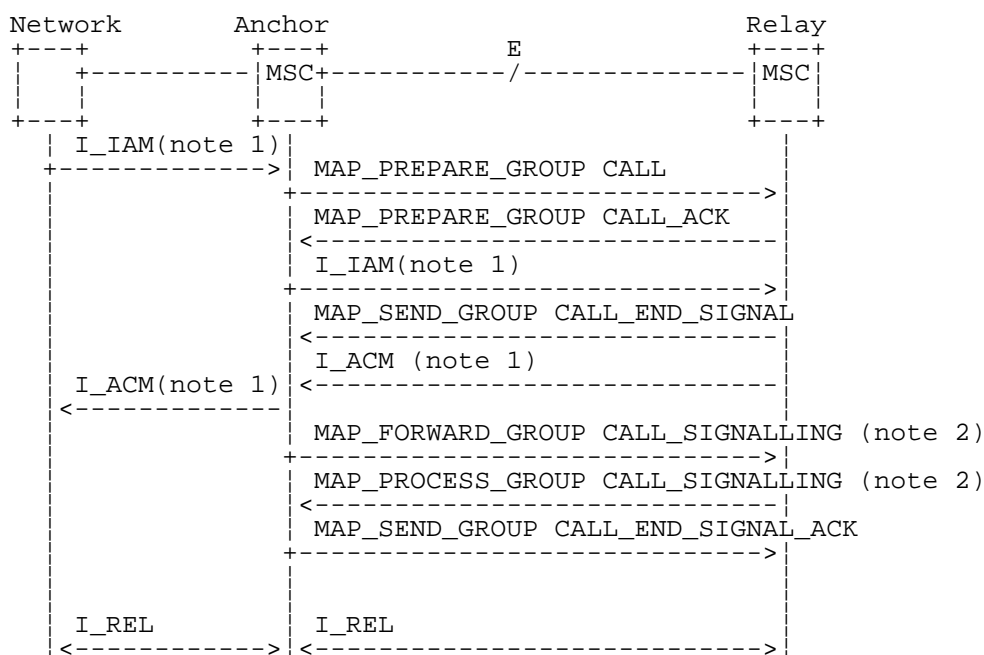


Figure 21.3/3: Process RCH\_GMSC

## 21.4 Inter MSC Group Call Procedures

### 21.4.1 General

The message flows for successful inter MSC group call / broadcast call setup is shown in figure 21.4/1.



NOTE 1: TUP or ISUP may be used in signalling between MSCs, depending on the network type between the MSCs. For further details on the TUP and ISUP procedures refer to the following ITU-T Recommendations and ETSI specification:

Q.721-725 - Telephone User Part (TUP);

ETS 300 356-1 - Integrated Services Digital Network (ISDN); Signalling System No.7; ISDN User Part (ISUP) version 2 for the international interface; Part 1: Basic services.

NOTE 2: The MAP\_FORWARD\_GROUP\_CALL\_SIGNALLING and MAP\_PROCESS\_GROUP\_CALL\_SIGNALLING services are not applicable for voice broadcast calls.

**Figure 21.4/1: Message flow for inter MSC group call / broadcast call**

## 21.4.2 Process in the Anchor MSC

The MAP process in the Anchor MSC to retrieve and transfer information from / to the Relay MSC for VBS and VGCS calls is shown in figure 21.4/2. The MAP process invokes macros not defined in this subclause; the definitions of these macros can be found as follows:

Receive\_Open\_Cnf see subclause 25.1.2;

Check\_Indication see subclause 25.2.1;

Check\_Confirmation see subclause 25.2.2.

### Successful Outcome

When the MAP process receives a Prepare Group Call request from the ASCII handling process in the anchor MSC, it requests a dialogue with the relay MSC whose identity is contained in the Prepare Group Call request by sending a MAP\_OPEN service request, requests a Group Call number by using a MAP\_PREPARE\_GROUP\_CALL service request and invokes the macro Receive\_Open\_Cnf to wait for the response to the dialogue opening request. If the dialogue opening is successful, the MAP process waits for a response from the relay MSC.

If the MAP process receives a MAP\_PREPARE\_GROUP\_CALL service confirm from the relay MSC, the MAP process invokes the macro Check\_Confirmation to check the content of the confirm.

If the macro Check\_Confirmation takes the OK exit, the MAP process sends a Prepare Group Call ack containing the Group Call number received from the relay MSC to the ASCII handling process in the anchor MSC and waits for completion of call setup in the relay MSC.

On receipt of a MAP\_SEND\_GROUP\_CALL\_END\_SIGNAL service indication from the relay MSC the MAP process invokes the macro Check\_Indication to check the content of the indication.

If the macro Check\_Indication takes the OK exit, the MAP process sends a Send Group Call End Signal to the ASCI handling process in the anchor MSC and waits for uplink management signals. In this state the following events are processed:

- Reception of a Send Group Call End Signal ack from the ASCI handling process in the anchor MSC;
- Reception of a Forward Group Call Signalling request from the ASCI handling process in the anchor MSC;
- Reception of a MAP\_PROCESS\_GROUP\_CALL\_SIGNALLING service indication from the relay MSC.

On reception of a Send Group Call End Signal ack from the ASCI handling process in the anchor MSC, the MAP process constructs a MAP\_SEND\_GROUP\_CALL\_END\_SIGNAL service response, constructs a MAP\_CLOSE service request, sends them to the relay MSC and returns to the idle state.

On reception of a Forward Group Call Signalling request from the ASCI handling process in the anchor MSC, the MAP process constructs a MAP\_FORWARD\_GROUP\_CALL\_SIGNALLING service request, sends it to the relay MSC and returns to the uplink management state.

On reception of a MAP\_PROCESS\_GROUP\_CALL\_SIGNALLING service indication from the relay MSC, the MAP process invokes the macro Check\_Indication to check the content of the indication.

If the macro Check\_Indication takes the OK exit, the MAP process sends a Process Group Call Signalling to the ASCI handling process in the anchor MSC and returns to the uplink management state.

#### **Dialogue opening failure**

If the macro Receive\_Open\_Cnf indicates that the dialogue with the relay MSC could not be opened, the MAP process sends an Abort to the ASCI handling process and returns to the idle state.

#### **Error in MAP\_PREPARE\_GROUP\_CALL confirm**

If the MAP\_PREPARE\_GROUP\_CALL service confirm contains a user error or a provider error, or the macro Check\_Confirmation indicates that there is a data error, the MAP process sends a Prepare Group Call negative response to the ASCI handling process in the anchor MSC, sends a MAP\_U\_ABORT request to the relay MSC and returns to the idle state.

#### **Abort of MAP dialogue**

After the dialogue with the relay MSC has been established, the MAP service provider may abort the dialogue by issuing a MAP\_P\_ABORT indication, or the relay MSC may send a MAP\_U\_ABORT indication or a MAP\_CLOSE indication. In any of these cases, the MAP process sends an Abort to the ASCI handling process in the anchor MSC and returns to the idle state.

If the MAP provider indicates a protocol problem by sending a MAP\_NOTICE indication, the MAP process closes the dialogue with the relay MSC, sends an Abort to the ASCI handling process in the anchor MSC and returns to the idle state.

Process ASCI\_Anchor\_MSC

21.4\_2.1(4)

Figure 21.4/2: Process in the Anchor MSC for ASCI call handling

Signals to/from the left are to/from the A-MSC ASCI process; signals to/from the right are to/from the R-MSC

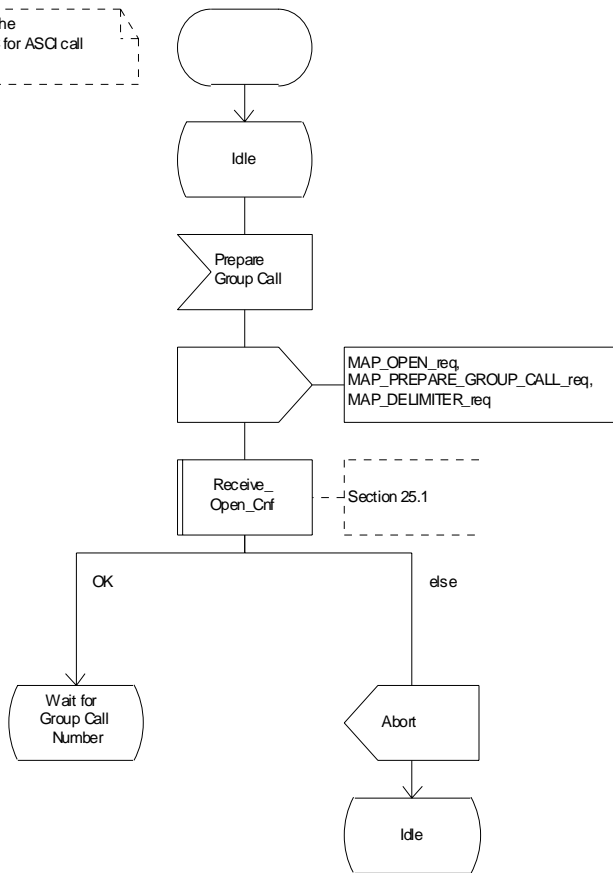


Figure 21.4/2 (sheet 1 of 4): Process ASCI\_Anchor\_MSC

Process ASCI\_Anchor\_MSC

21.4\_2.2(4)

Figure 21.4/2: Process in the Anchor MSC for ASCI call handling

Signals to/from the left are to/from the A-MSC ASCI process; signals to/from the right are to/from the R-MSC

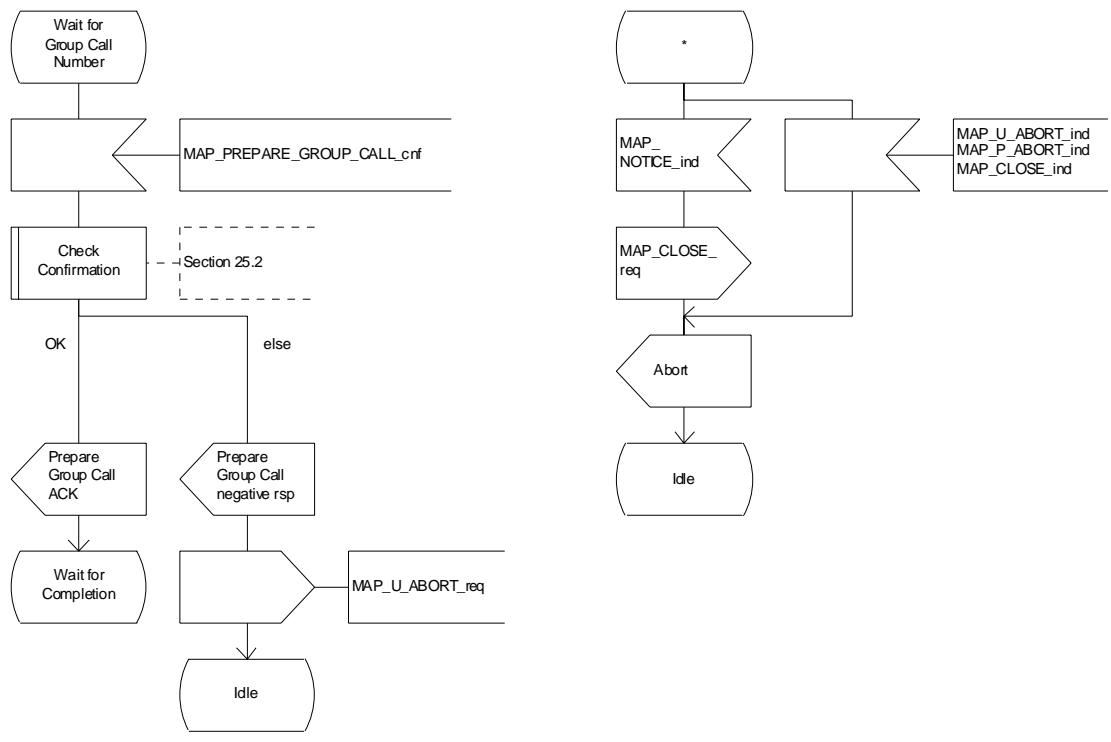


Figure 21.4/2 (sheet 2 of 4): Process ASCI\_Anchor\_MSC

### Process ASCI\_Anchor\_MSC

21.4\_2.3(4)

Figure 21.4/2: Process in the Anchor MSC for ASCI call handling

Signals to/from the left are to/from the A-MSC ASCI process; signals to/from the right are to/from the R-MSC

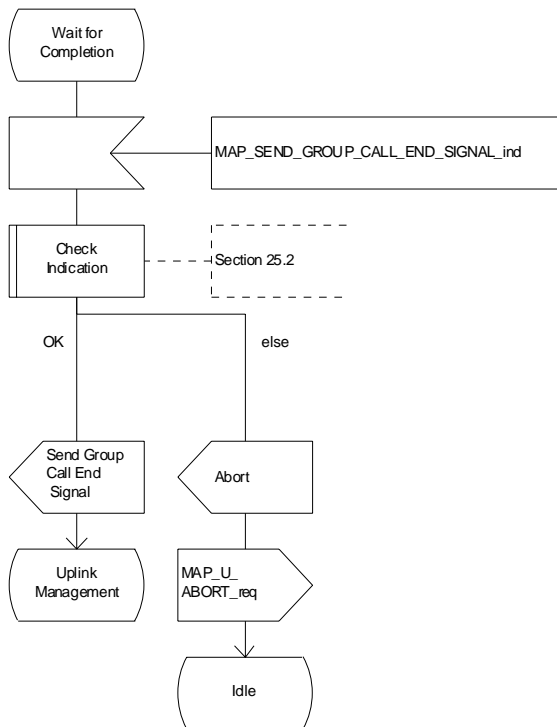


Figure 21.4/2 (sheet 3 of 4): Process ASCI\_Anchor\_MSC

Process ASCI\_Anchor\_MSC

21.4\_2.4(4)

Figure 21.4/2: Process in the Anchor MSC for ASCI call handling

Signals to/from the left are to/from the A-MSC ASCI process; signals to/from the right are to/from the R-MSC

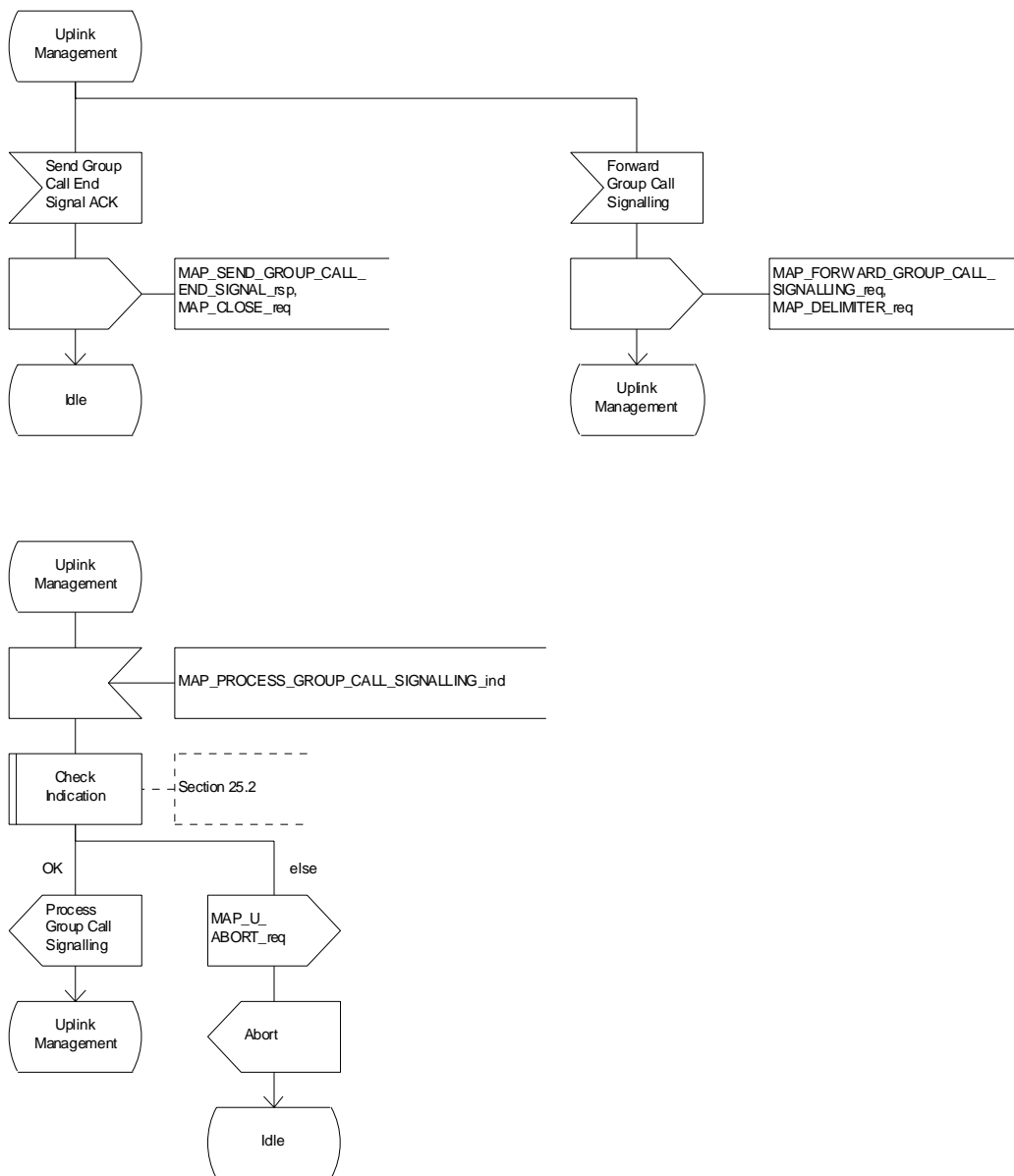


Figure 21.4/2 (sheet 4 of 4): Process ASCI\_Anchor\_MSC

### 21.4.3 Process in the Relay MSC

The MAP process in the Relay MSC to receive and transfer information from / to the Anchor MSC for VBS and VGCS calls is shown in figure 21.4/3. The MAP process invokes macros not defined in this subclause; the definitions of these macros can be found as follows:

Receive_Open_Ind	see subclause 25.1.2;
Check_Indication	see subclause 25.2.1.

#### Successful Outcome

When the MAP process receives a MAP\_OPEN indication with the application context groupCallControl, it checks it by invoking the macro Receive\_Open\_Ind.

If the macro takes the OK exit, the MAP process waits for a service indication.

If a MAP\_PREPARE\_GROUP\_CALL service indication is received, the MAP process invokes the macro Check\_Indication.

If the macro takes the OK exit, the MAP process sends a Prepare Group Call request to the ASCII handling process in the relay MSC and waits for a response. The Prepare Group Call request contains the parameters received in the MAP\_PREPARE\_GROUP\_CALL service indication.

If the ASCII handling process in the relay MSC returns a Prepare Group Call ack, the MAP process constructs a MAP\_PREPARE\_GROUP\_CALL service response containing the information contained in the Prepare Group Call ack, constructs a MAP\_DELIMITER service request, sends them to the anchor MSC and waits for the GROUP CALL END SIGNAL.

If the ASCII handling process in the relay MSC sends a Send Group Call End Signal request to the MAP process, the MAP process constructs a MAP\_SEND\_GROUP\_CALL\_END\_SIGNAL service request containing the information contained in the SEND GROUP CALL End Signal request, constructs a MAP\_DELIMITER service request, sends them to the anchor MSC and waits for uplink management signals. In this state the following events are processed:

- Reception of a MAP\_SEND\_GROUP\_CALL\_END\_SIGNAL service confirmation from the anchor MSC;
- Reception of a MAP\_FORWARD\_GROUP\_CALL\_SIGNALLING service indication from the anchor MSC;
- Reception of a Process Group Call Signalling request from the ASCII handling process in the relay MSC.

On reception of a MAP\_SEND\_GROUP\_CALL\_END\_SIGNAL service confirmation from the anchor MSC, the MAP process returns to the idle state.

On reception of a MAP\_FORWARD\_GROUP\_CALL\_SIGNALLING service indication from the anchor MSC, the MAP process invokes the macro Check Indication. If the macro takes the OK exit, the MAP process sends a Forward Group Call Signalling request to the ASCII handling process in the relay MSC and waits for further uplink management signals.

On reception of a Process Group Call Signalling request from the ASCII handling process in the relay MSC, the MAP process constructs a MAP\_PROCESS\_GROUP\_CALL\_SIGNALLING service request containing the information received in the Process Group Call Signalling request, constructs a MAP\_DELIMITER service request, sends them to the anchor MSC and waits for further uplink management signals.

#### Failure of dialogue opening with the anchor MSC

If the macro Receive\_Open\_Ind takes the Error exit, the MAP process returns to the idle state.

If the MAP provider sends a MAP\_P\_ABORT while the MAP process is waiting for a service indication, the MAP process returns to the idle state.

If the MAP provider sends a MAP\_NOTICE while the MAP process is waiting for a service indication, the MAP process sends a MAP\_CLOSE request to terminate the dialogue and returns to the idle state.

#### Error in MAP\_PREPARE\_GROUP\_CALL indication



If the macro Check Indication takes the Error exit, the MAP process sends a MAP\_U\_ABORT request to the anchor MSC and returns to the idle state.

#### **Negative response received from the ASCI handling process**

If the ASCI handling process in the relay MSC returns a negative response to the Prepare Group Call request, the MAP process constructs a MAP\_PREPARE\_GROUP\_CALL service response containing the appropriate error, constructs a MAP\_CLOSE service request, sends them to the anchor MSC and returns to the idle state.

#### **Error in MAP\_FORWARD\_GROUP\_CALL\_SIGNALLING indication**

If the macro Check Indication takes the Error exit, the MAP process sends a MAP\_U\_ABORT request to the anchor MSC, sends an Abort to the ASCI handling process in the relay MSC and returns to the idle state.

#### **Abort of MAP dialogue**

After the dialogue with the anchor MSC has been established, the MAP service provider may abort the dialogue by issuing a MAP\_P\_ABORT indication, or the anchor MSC may send a MAP\_U\_ABORT indication or a MAP\_CLOSE indication. In any of these cases, the MAP process sends an Abort to the ASCI handling process in the relay MSC and returns to the idle state.

If the MAP provider indicates a protocol problem by sending a MAP\_NOTICE indication, the MAP process closes the dialogue with the anchor MSC, sends an Abort to the ASCI handling process in the anchor MSC and returns to the idle state.

Process ASCI\_Relay\_MSC

21.4\_3.1(3)

Figure 21.4/3: Process in the Relay MSC for ASCI call handling

Signals to/from the left are to/from the A-MSC; Signals to/from the right are to/from the R-MSC ASCI process

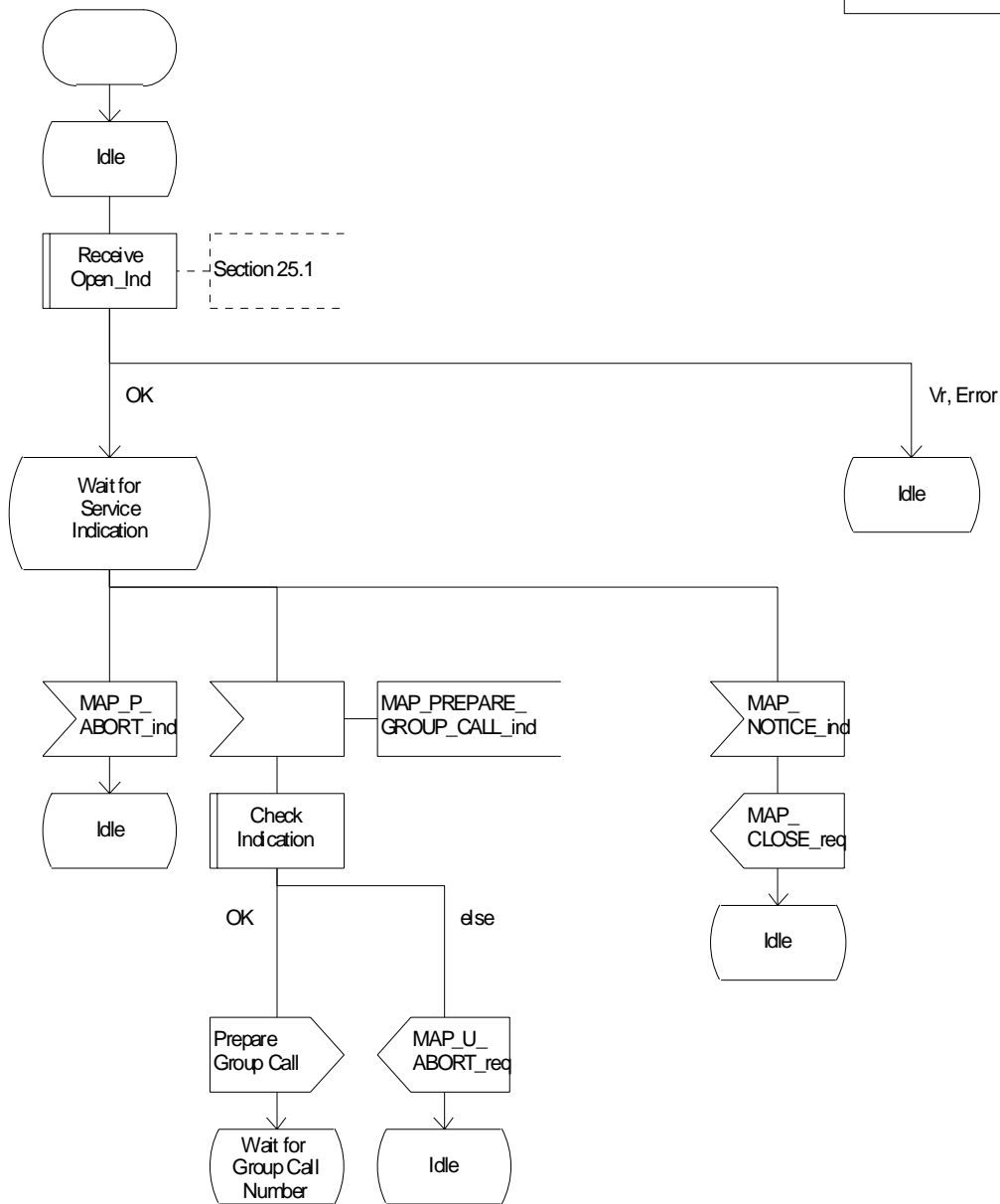


Figure 21.4/3 (sheet 1 of 3): Process ASCI\_Relay\_MSC

Process ASCII\_Relay\_MSC

21.4\_3.2(3)

Figure 21.4/3: Process in the Relay MSC for ASCII call handling

Signals to/from the left are to/from the A-MSC;  
Signals to/from the right are to/from the R-MSC ASCII process

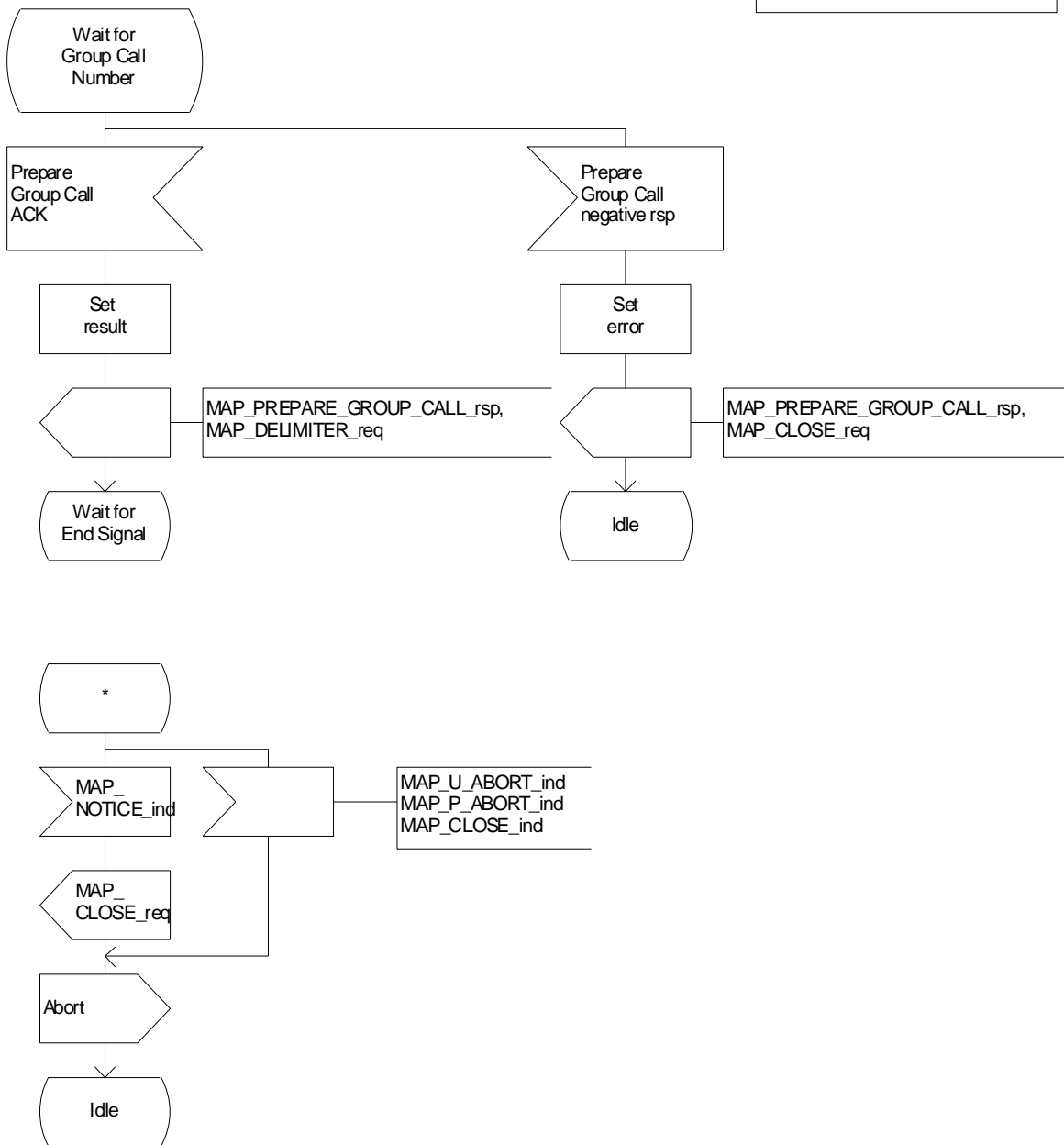


Figure 21.4/3 (sheet 2 of 3): Process ASCII\_Relay\_MSC

Process ASCII\_Relay\_MSC

21.4\_3.3(3)

Figure 21.4/3: Process in the Relay MSC for ASCII call handling

Signals to/from the left are to/from the A-MSC; Signals to/from the right are to/from the R-MSC ASCII process

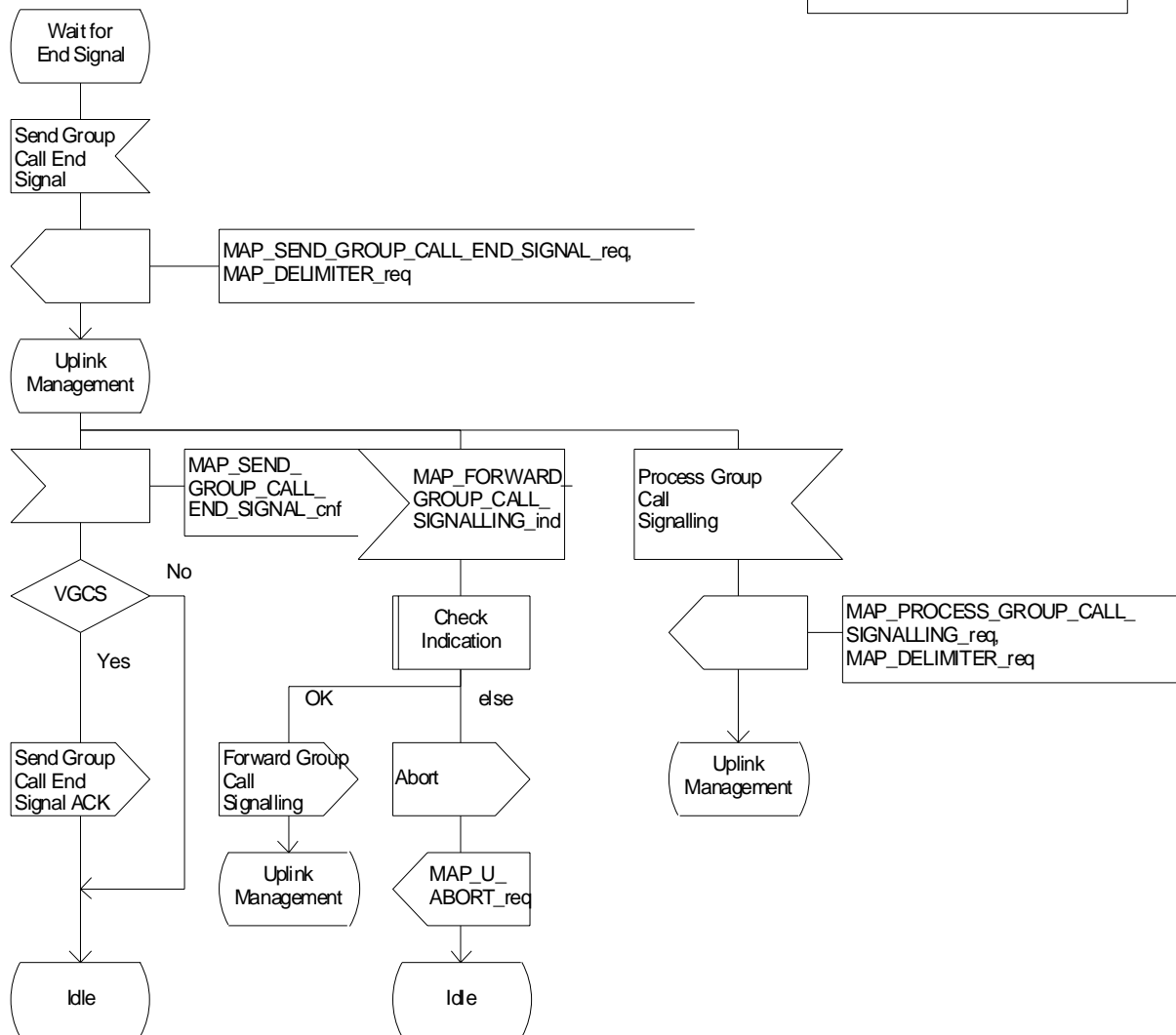
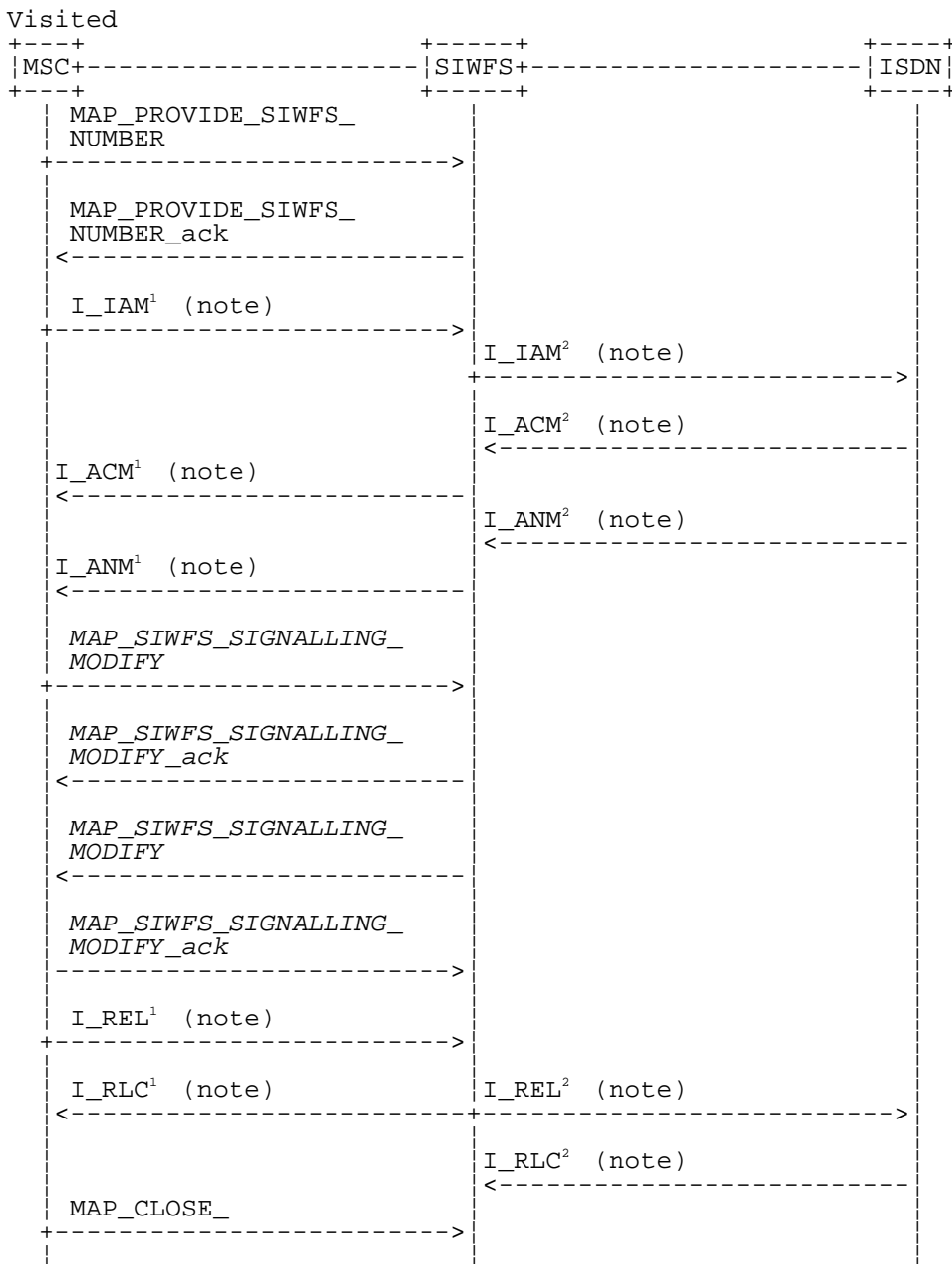


Figure 21.4/3 (sheet 3 of 3): Process ASCII\_Relay\_MSC

## 21.5 Allocation and modifications of resources in an SIWFS

### 21.5.1 General

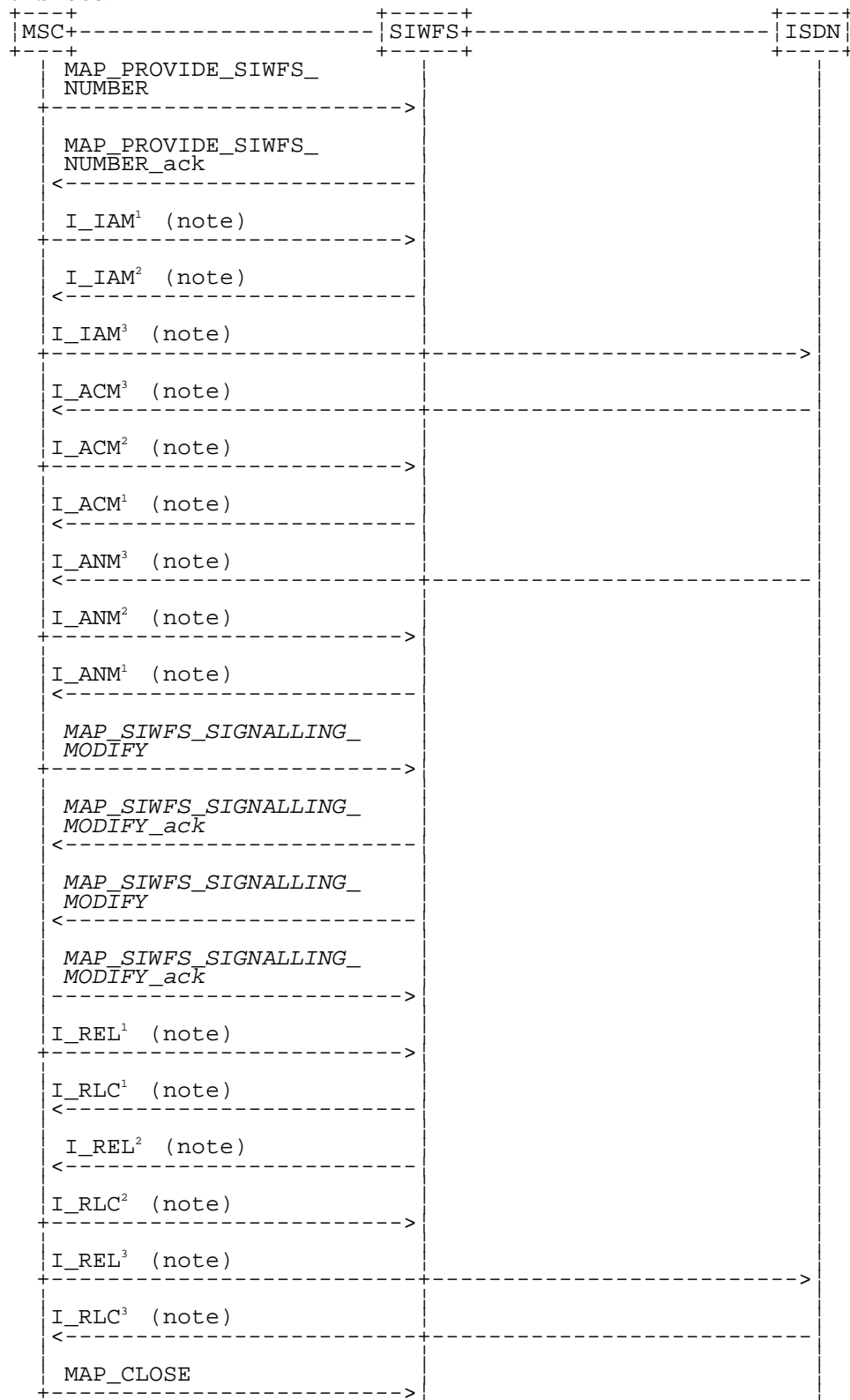
The message flow for successful allocation and modification of resources in an SIWFS is shown in figure 21.5/1 (mobile originating call non-loop method), 21.5/2 (mobile originating call loop method) and 21.5/3 (mobile terminating call loop method).



Notes: xxx = Optional Procedure  
 TUP or ISUP may be used in signalling between MSCs, depending on the network type between the MSCs. The Release message can be initiated either by the calling or called subscriber. For further details on the TUP and ISUP procedures refer to the following CCITT Recommendations & ETSI specification:  
 Q.721-725 - Telephone User Part (TUP);  
 ETS 300 356-1 - Integrated Services Digital Network (ISDN); Signalling System No.7; ISDN User Part (ISUP) version 2 for the international interface; Part 1: Basic services.  
 The number on the ISUP messages have been added to link the messages to respective signalling sequence.  
 The modification of SIWF resources could be initiated any time during the call either by the VMSC or the SIWFS.

**Figure 21.5/1: Message flow for mobile originating call non-loop method**

Visited

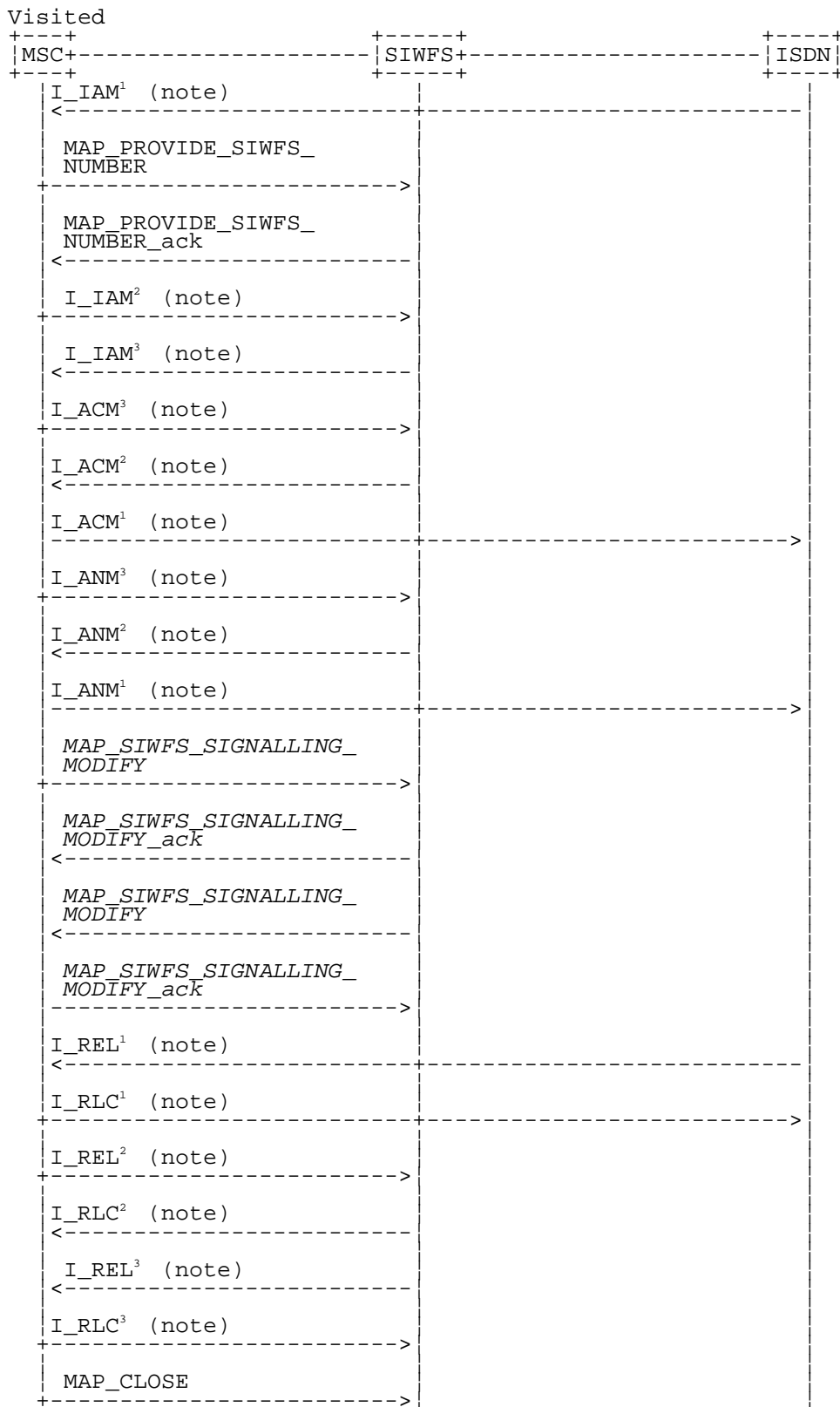


Notes: xxx = Optional Procedure

TUP or ISUP may be used in signalling between MSCs, depending on the network type between the MSCs. The Release message can be initiated either by calling or called subscriber. For further details on the TUP and ISUP procedures refer to the following CCITT Recommendations & ETSI specification: Q.721-725 - Telephone User Part (TUP); ETS 300 356-1 - Integrated Services Digital Network (ISDN); Signalling System No.7; ISDN User Part (ISUP) version 2 for the international interface; Part 1: Basic services. The number on the ISUP messages have been added to link the messages to respective signalling sequence.

The modification of SIWF resources could be initiated any time during the call either by the VMSC or the SIWFS.

**Figure 21.5/2: Message flow for mobile originating call loop method**



## Notes:

*xxx = Optional Procedure*

TUP or ISUP may be used in signalling between MSCs, depending on the network type between the MSCs. The Release message can be initiated either by calling or called subscriber. For further details on the TUP and ISUP procedures refer to the following CCITT Recommendations & ETSI specification: Q.721-725 - Telephone User Part (TUP);

ETS 300 356-1 - Integrated Services Digital Network (ISDN); Signalling System No.7; ISDN User Part (ISUP) version 2 for the international interface; Part 1: Basic services.

The number on the ISUP messages have been added to link the messages to respective signalling sequence.

The modification of SIWF resources could be initiated any time during the call either by the VMSC or the SIWFS.

**Figure 21.5/3: Message flow for mobile terminating call loop method**

The following MAP services are used to allocate resources in an SIWFS:

MAP\_PROVIDE\_SIWFS\_NUMBER      see subclause 10.4.

The following MAP services are used to modify resources in an SIWFS:

MAP\_SIWFS\_SIGNALLING\_MODIFY      see subclause 10.5.

## 21.5.2 Process in the VMSC

The MAP process in the VMSC to allocate and modify resources in an SIWFS for a mobile call is shown in figure 21.5/4. The MAP process invokes macros not defined in this subclause; the definitions of these macros can be found as follows:

Receive\_Open\_Cnf      see subclause 25.1.2;

Check\_Confirmation      see subclause 25.2.2.

### 21.5.2.1 Allocation of SIWFS resources

#### Successful Outcome

When the MAP process receives a Provide SIWFS Number request from the call handling process in the VMSC, it requests a dialogue with the SIWF whose identity is contained in the Provide SIWFS Number request by sending a MAP\_OPEN service request, requests resources in the SIWFS using a MAP\_PROVIDE\_SIWFS\_NUMBER service request and invokes the macro Receive\_Open\_Cnf to wait for the response to the dialogue opening request. If the dialogue opening is successful, the MAP process waits for a response from the SIWFS.

If the MAP process receives a MAP\_PROVIDE\_SIWFS\_NUMBER service confirm from the SIWFS, the MAP process invokes the macro Check\_Confirmation to check the content of the confirm.

If the macro Check\_Confirmation takes the OK exit, the MAP process sends a Provide SIWFS Number ack containing the SIWFS Number received from the SIWFS to the call handling process in the VMSC and go to Wait\_For\_Modification state.

#### Earlier version MAP dialogue with the SIWFS

If the macro Receive\_Open\_Cnf takes the Vr exit, the MAP process sends an Abort to the call handling process in the VMSC and returns to the idle state.

#### Dialogue opening failure

If the macro Receive\_Open\_Cnf indicates that the dialogue with the SIWFS could not be opened, the MAP process sends an Abort to the call handling process in the VMSC and returns to the idle state.



**Error in MAP\_PROVIDE\_SIWFS\_NUMBER confirm**

If the MAP\_PROVIDE\_SIWFS\_NUMBER service confirm contains a user error or a provider error, or the macro Check\_Confirmation indicates that there is a data error, the MAP process sends a Provide SIWFS number negative response to the call handling process in the VMSC and returns to the idle state.

**Call release**

If the call handling process in the VMSC indicates that the call has been aborted, the MAP process returns to the idle state. Any response from the SIWFS will be discarded.

If the call handling process in the VMSC indicates that the traffic channel has been released (i.e. call released by a user) a MAP\_CLOSE\_req is sent and the process is returned to the idle state.

**Abort of SIWFS dialogue**

During the time an answer is expected from the SIWFS, the MAP service provider may abort the dialogue by issuing a MAP\_P\_ABORT indication, or the SIWFS may send a MAP\_U\_ABORT indication or a MAP\_CLOSE indication. In any of these cases, the MAP process sends a Provide SIWFS number negative response to the call handling process in the VMSC and returns to the idle state.

If the MAP provider indicates a protocol problem by sending a MAP\_NOTICE indication, the MAP process closes the dialogue with the SIWFS, sends a Provide SIWFS number negative response indicating system failure to the call handling process in the VMSC and returns to the idle state.

After the dialogue with the SIWFS has been established, the MAP service provider may abort the dialogue by issuing a MAP\_P\_ABORT indication, or the SIWFS may send a MAP\_U\_ABORT indication or a MAP\_CLOSE indication. In any of these cases, the MAP process returns to the idle state.

If the MAP provider indicates a protocol problem by sending a MAP\_NOTICE indication, the MAP process closes the dialogue with the SIWFS, and returns to the idle state.

## 21.5.2.2 Modification of SIWFS resources initiated by the user

**Successful Outcome**

When the MAP process receives an SIWFS Signalling Modify request from the call handling process in the VMSC, it requests a dialogue with the SIWFS whose identity is contained in the SIWFS Signalling Modify request by sending a MAP\_SIWFS\_SIGNALLING\_MODIFY service request and waits for a response from the SIWFS.

If the MAP process receives a MAP\_SIWFS\_SIGNALLING\_MODIFY service confirm from the SIWFS, the MAP process invokes the macro Check\_Confirmation to check the content of the confirm.

If the macro Check\_Confirmation takes the OK exit, the MAP process sends an SIWFS Signalling Modify ack containing the response received from the SIWFS to the call handling process in the VMSC and go to Wait\_For\_Modification state.

**Error in MAP\_SIWFS\_SIGNALLING\_MODIFY confirm**

If the MAP\_SIWFS\_SIGNALLING\_MODIFY service confirm contains a user error or a provider error, or the macro Check\_Confirmation indicates that there is a data error, the MAP process sends an SIWFS Signalling Modify negative response to the call handling process in the VMSC and go to Wait\_For\_Modification state.

**Abort of SIWFS dialogue**

During the time an answer is expected from the SIWFS, the MAP service provider may abort the dialogue by issuing a MAP\_P\_ABORT indication, or the SIWFS may send a MAP\_U\_ABORT indication or a MAP\_CLOSE indication. In any of these cases, the MAP process sends an SIWFS Signalling Modify negative response to the call handling process in the VMSC and returns to the idle state.

If the MAP provider indicates a protocol problem by sending a MAP\_NOTICE indication, the MAP process closes the dialogue with the SIWFS, sends an SIWFS Signalling Modify negative response indicating system failure to the call handling process in the VMSC and returns to the idle state.

### 21.5.2.3 Modification of SIWFS resources initiated by the SIWFS

#### **Successful outcome**

If a MAP\_SIWFS\_SIGNALLING\_MODIFY service indication is received, the MAP process sends an SIWFS signalling modify Info request to the call handling process in the VMSC, and waits for a response. The SIWFS signalling modify request contains the parameters received in the MAP\_SIWFS\_SIGNALLING\_MODIFY service indication.

If the call handling process in the VMSC returns an SIWFS signalling modify ack, the MAP process constructs a MAP\_SIWFS\_SIGNALLING\_MODIFY service response contained in the Provide SIWFS Number ack, send it to the SIWFS and go to Wait\_For\_Modification state.

#### **Negative response from VMSC call handling process**

If the call handling process in the VMSC returns a negative response the MAP process constructs a MAP\_SIWFS\_SIGNALLING\_MODIFY service response containing the appropriate error, send it to the SIWFS and go to Wait\_For\_Modification state.

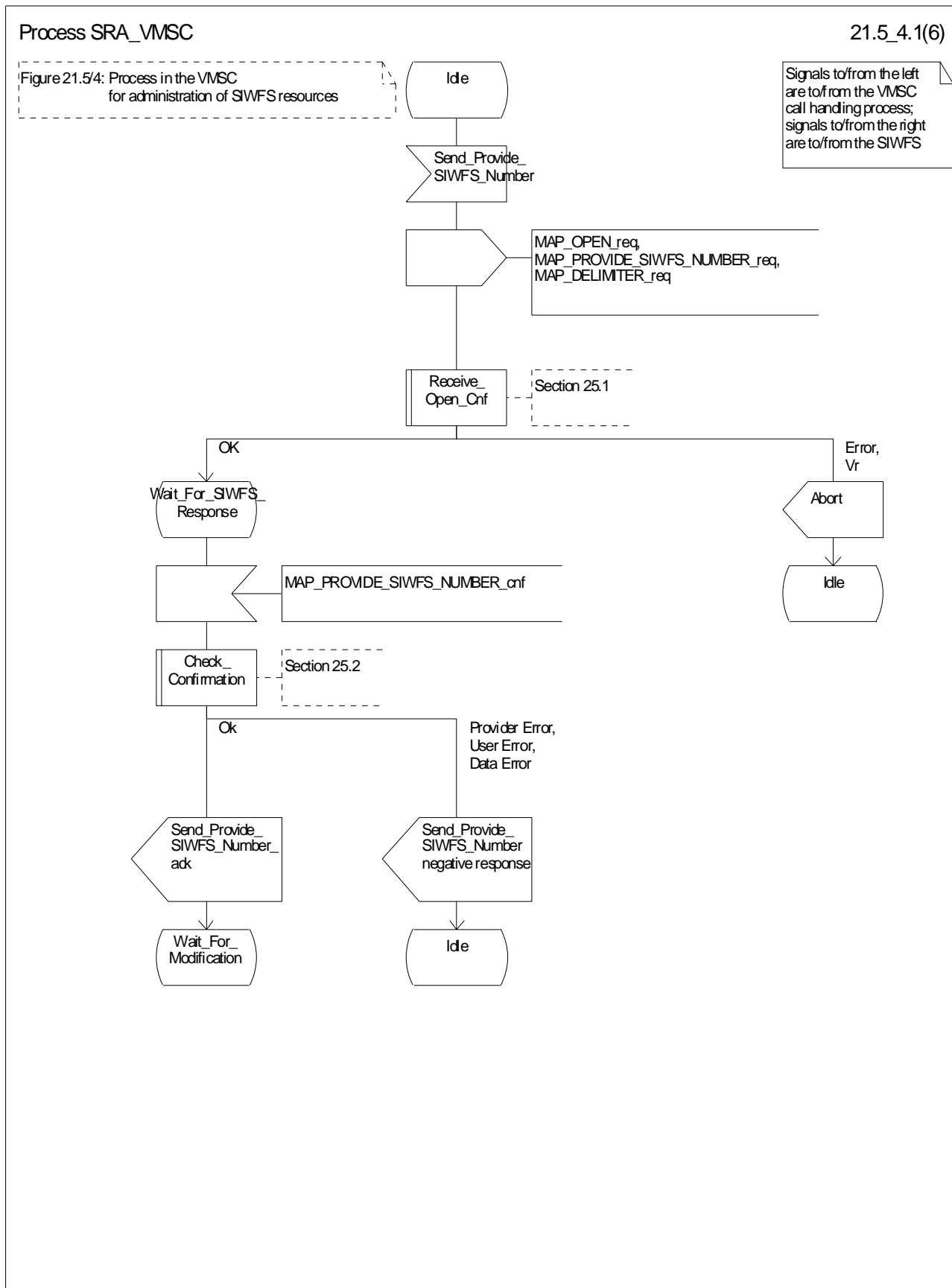


Figure 21.5/4 (sheet 1 of 6): Process SRA (SIWFS\_RESOURCE\_ADMINISTRATION)\_VMSC

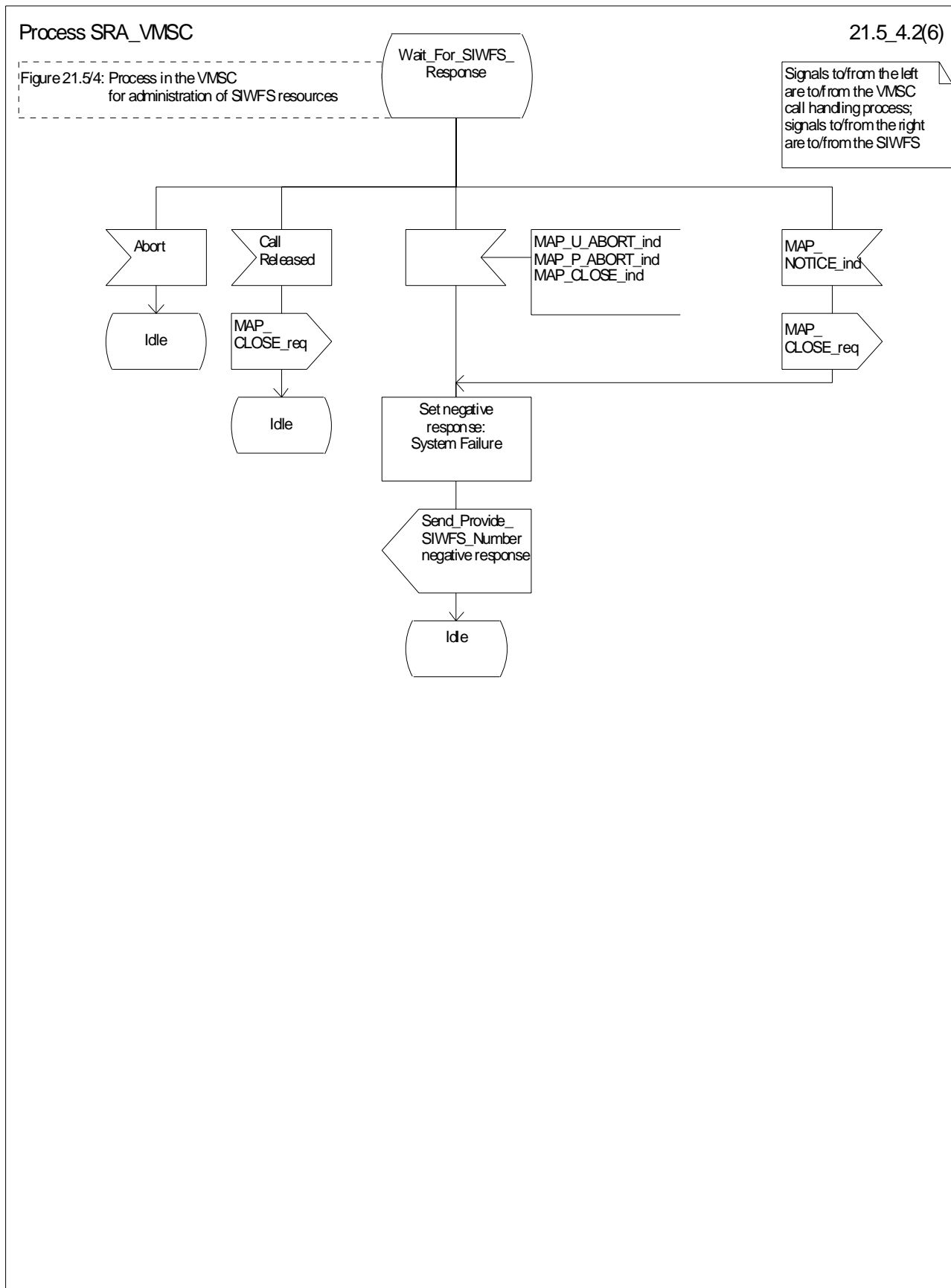


Figure 21.5/4 (sheet 2 of 6): Process SRA\_VMSC

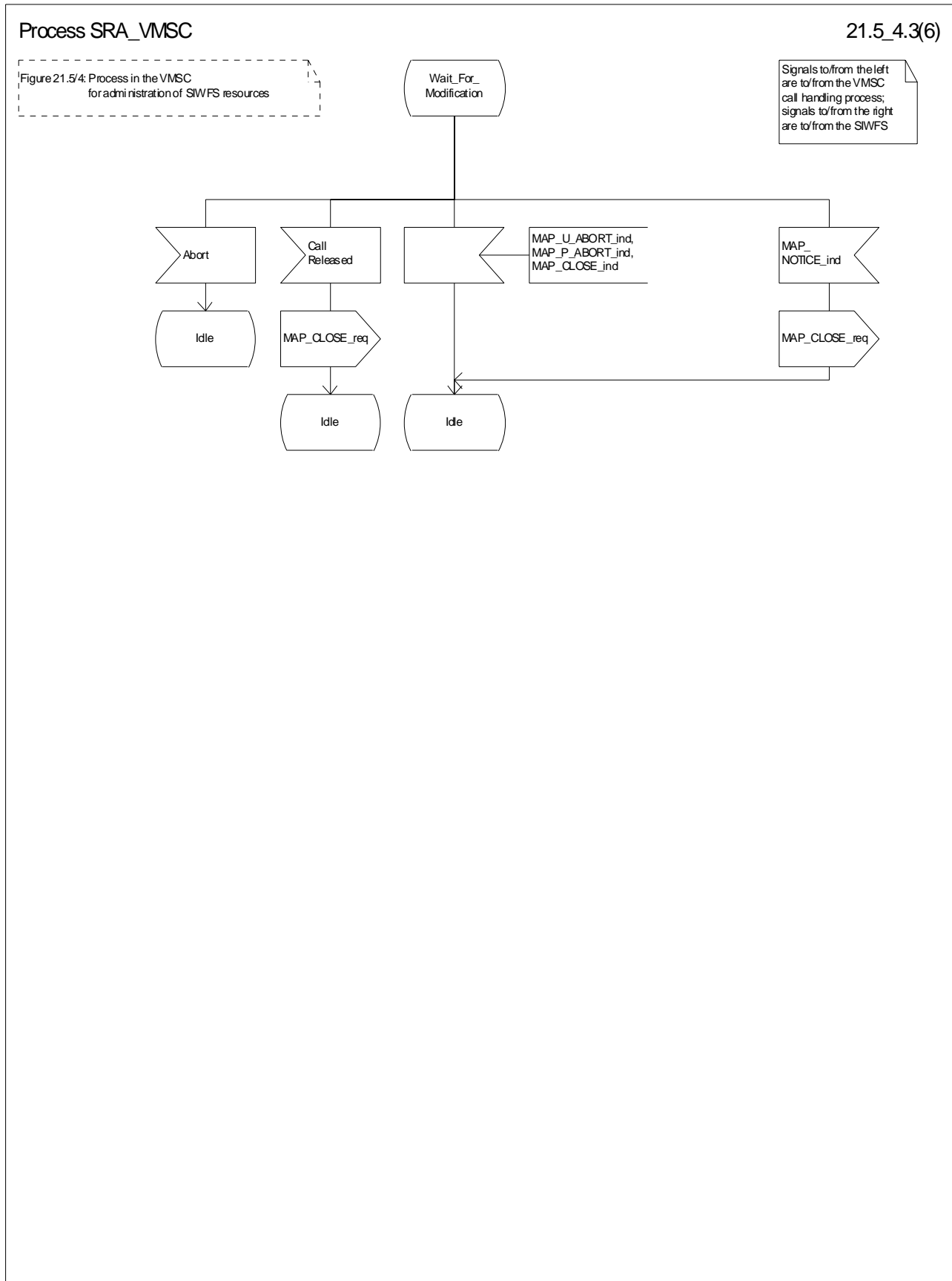


Figure 21.5/4 (sheet 3 of 6): Process SRA\_VMSC

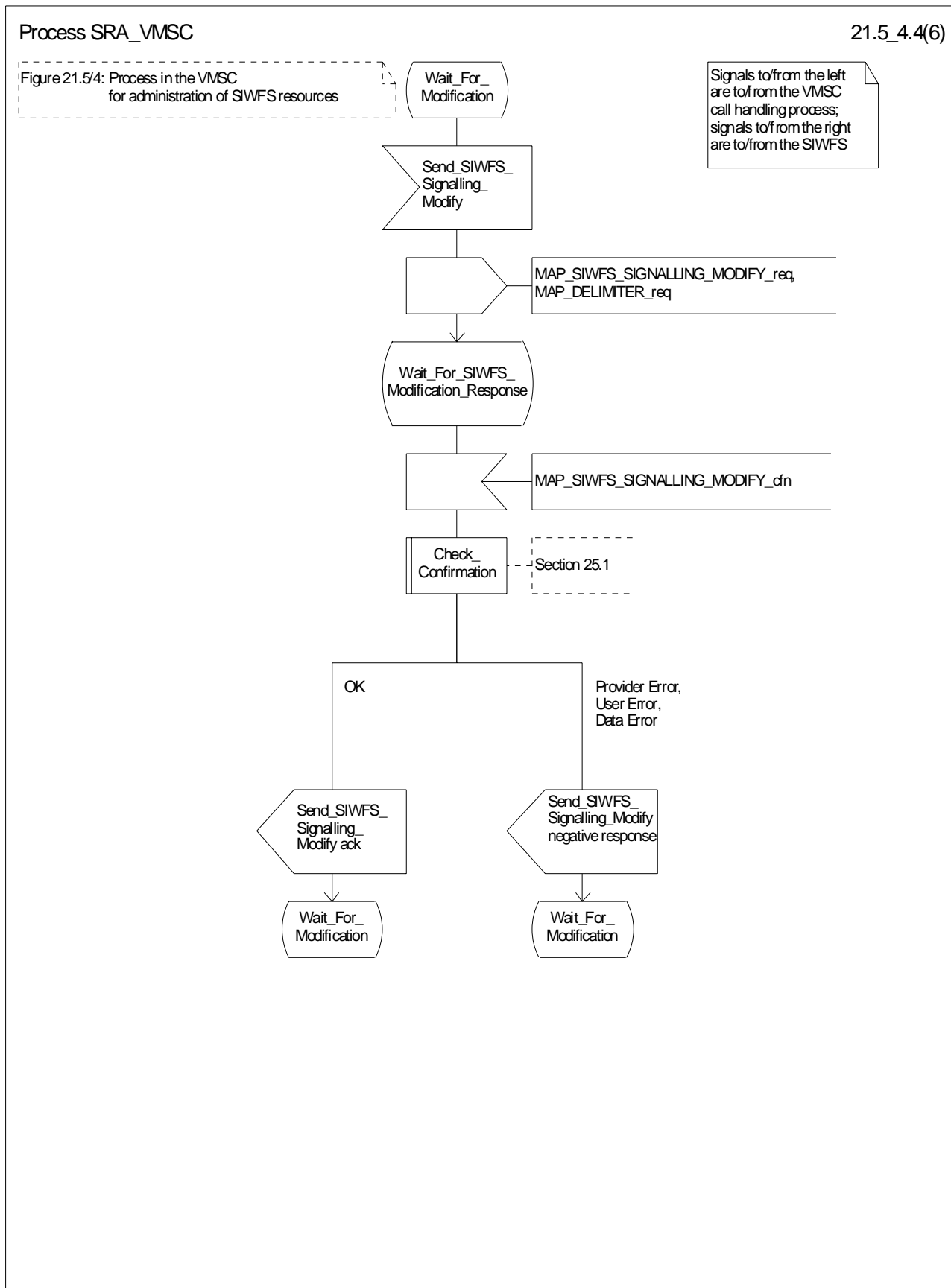


Figure 21.5/4 (sheet 4 of 6): Process SRA\_VMSC

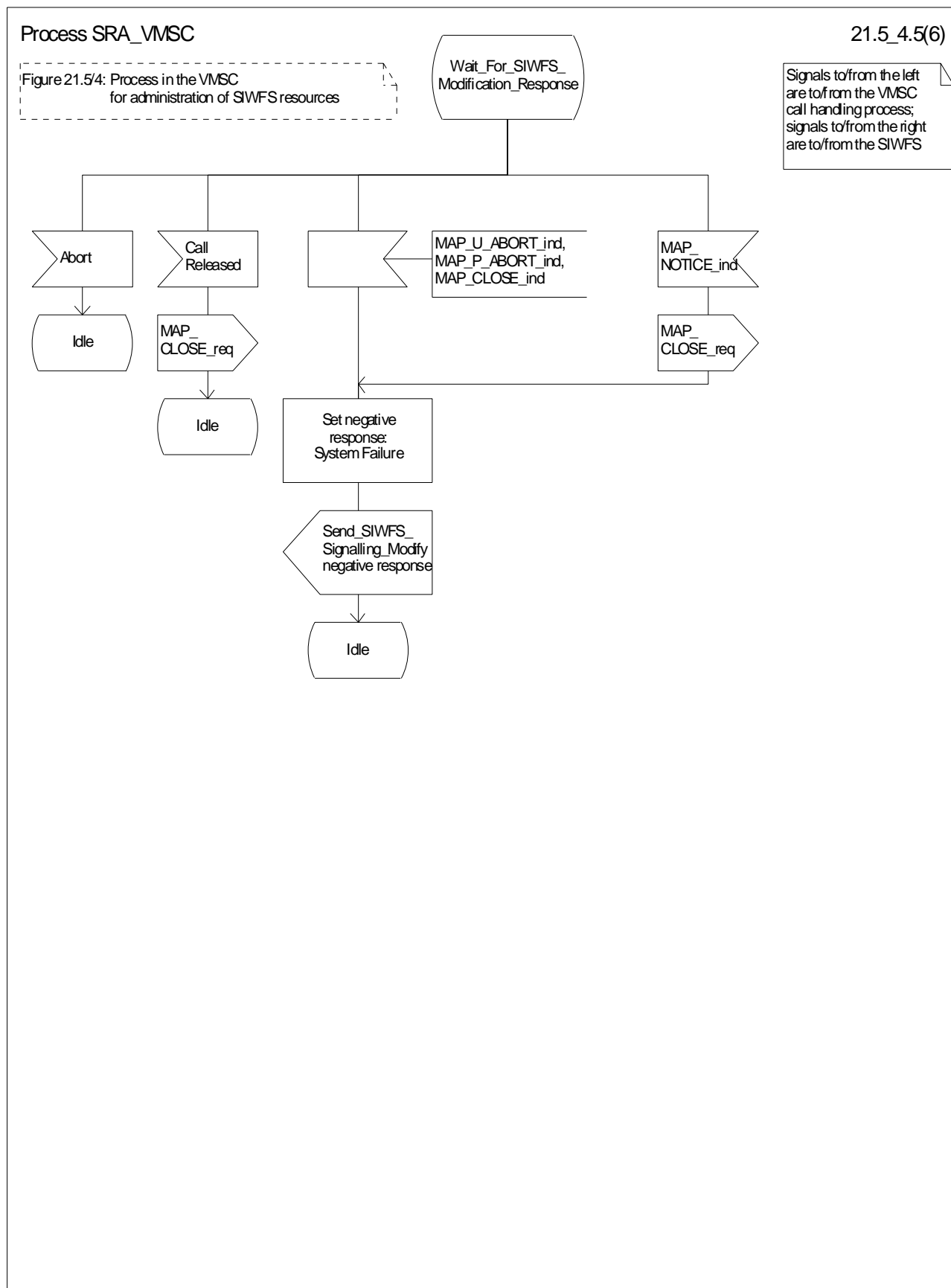


Figure 21.5/4 (sheet 5 of 6): Process SRA\_VMSC

Process SRA\_VMSC

21.5\_4.6(6)

Figure 21.5/4: Process in the VMSC for administration of SIWFS resources

Signals to/from the left are to/from the VMSC call handling process; signals to/from the right are to/from the SIWFS

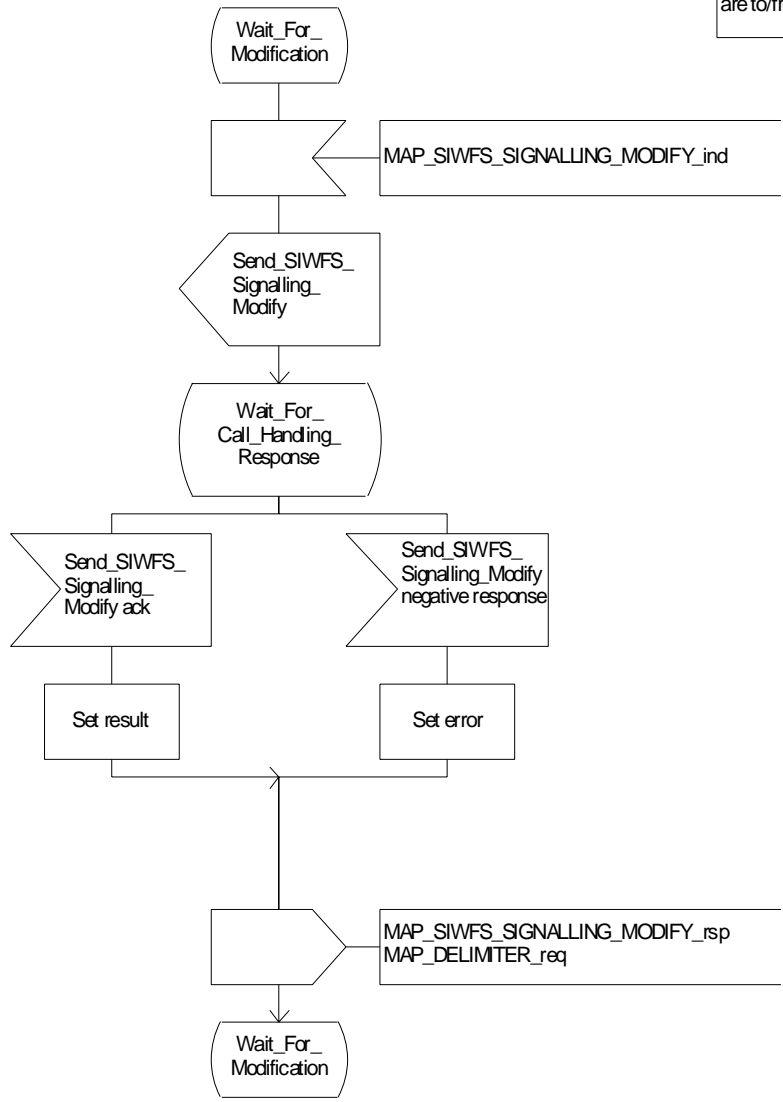


Figure 21.5/4 (sheet 6 of 6): Process SRA\_VMSC



### 21.5.3 Process in the SIWFS

The MAP process in the SIWFS to allocate and modify SIWFS resources for a mobile call is shown in figure 21.5/5. The MAP process invokes macros not defined in this subclause; the definitions of these macros can be found as follows:

Receive\_Open\_Ind            see subclause 25.1.1.

Check\_Confirmation        see subclause 25.2.2.

#### 21.5.3.1 Procedures for allocation of SIWFS resources

##### Successful outcome

When the MAP process receives a MAP\_OPEN indication with the application context locInfoRetrieval, it checks it by invoking the macro Receive\_Open\_Ind.

If the macro takes the OK exit, the MAP process waits for a service indication.

If a MAP\_PROVIDE\_SIWFS\_NUMBER service indication is received, the MAP process sends a Provide SIWFS number Info request to the call handling process in the SIWFS, and waits for a response. The Provide SIWFS number request contains the parameters received in the MAP\_PROVIDE\_SIWFS\_NUMBER service indication.

If the call handling process in the SIWFS returns a Provide SIWFS number ack, the MAP process constructs a MAP\_PROVIDE\_SIWFS\_NUMBER service response containing the routing information contained in the Provide SIWFS Number ack, constructs a MAP\_DELIMITER service request, sends them to the VMSC and go to Wait\_For\_Modification state.

##### Earlier version MAP dialogue with the VMSC

If the macro Receive\_Open\_Ind takes the Vr exit, the MAP process returns to the idle state.

##### Dialogue opening failure

If the macro Receive\_Open\_Ind takes the Error exit, the MAP process returns to the idle state.

If the MAP provider sends a MAP\_P\_ABORT while the MAP process is waiting for a service indication, the MAP process returns to the idle state.

If the MAP provider sends a MAP\_NOTICE while the MAP process is waiting for a service indication, the MAP process sends a MAP\_CLOSE request to terminate the dialogue and returns to the idle state.

##### Negative response from SIWFS call handling process

If the call handling process in the SIWFS returns a negative response the MAP process constructs a MAP\_PROVIDE\_SIWFS\_NUMBER service response containing the appropriate error, constructs a MAP\_CLOSE service request, sends them to the VMSC and returns to the idle state.

##### Call release

If the call handling process in the SIWFS indicates that the call has been aborted, the MAP process returns to the idle state. Any response from the VMSC will be discarded.

If the call handling process in the SIWFS indicates that the traffic channel has been released (i.e.call released by a user) a MAP\_CLOSE\_req is sent and the process is returned to the idle state.

##### Abort of VMSC dialogue

After the dialogue with the VMSC has been established, the MAP service provider may abort the dialogue by issuing a MAP\_P\_ABORT indication, or the VMSC may send a MAP\_U\_ABORT indication or a MAP\_CLOSE indication. In any of these cases, the MAP process returns to the idle state.

If the MAP provider indicates a protocol problem by sending a MAP\_NOTICE indication, the MAP process closes the dialogue with the VMSC, and returns to the idle state.

### 21.5.3.2 Process for modification of SIWFS resources initiated by the user

#### Successful outcome

If a MAP\_SIWFS\_SIGNALLING\_MODIFY service indication is received, the MAP process sends an SIWFS signalling modify Info request to the call handling process in the SIWFS, and waits for a response. The SIWFS signalling modify request contains the parameters received in the MAP\_SIWFS\_SIGNALLING\_MODIFY service indication.

If the call handling process in the SIWFS returns an SIWFS signalling modify ack, the MAP process constructs a MAP\_SIWFS\_SIGNALLING\_MODIFY service response contained in the Provide SIWFS Number ack, send it to the VMSC and go to Wait\_For\_Modification state.

#### Negative response from SIWFS call handling process

If the call handling process in the SIWFS returns a negative response the MAP process constructs a MAP\_SIWFS\_SIGNALLING\_MODIFY service response containing the appropriate error, send it to the VMSC and go to Wait\_For\_Modification state.

### 21.5.3.3 Process for modification of SIWFS resources initiated by the SIWFS

#### Successful Outcome

When the MAP process receives an SIWFS Signalling Modify request from the call handling process in the SIWF, it requests a dialogue with the VMSC whose identity is contained in the VMSC Signalling Modify request by sending a MAP\_DELIMITER service request, requests resources in the VMSC using a MAP\_SIWFS\_SIGNALLING\_MODIFY service request, the MAP process waits for a response from the VMSC.

If the MAP process receives a MAP\_SIWFS\_SIGNALLING\_MODIFY service confirm from the VMSC, the MAP process invokes the macro Check\_Confirmation to check the content of the confirm.

If the macro Check\_Confirmation takes the OK exit, the MAP process sends an SIWFS Signalling Modify ack containing the response received from the VMSC to the call handling process in the SIWF and go to Wait\_For\_Modification state.

#### Error in MAP\_SIWFS\_SIGNALLING\_MODIFY confirm

If the MAP\_SIWFS\_SIGNALLING\_MODIFY service confirm contains a user error or a provider error, or the macro Check\_Confirmation indicates that there is a data error, the MAP process sends an SIWFS Signalling Modify negative response to the call handling process in the SIWFS and go to Wait\_For\_Modification state.

#### Abort of SIWFS dialogue

During the time an answer is expected from the VMSC, the MAP service provider may abort the dialogue by issuing a MAP\_P\_ABORT indication, or the VMSC may send a MAP\_U\_ABORT indication or a MAP\_CLOSE indication. In any of these cases, the MAP process sends an SIWFS Signalling Modify negative response to the call handling process in the SIWFS and returns to the idle state.

If the MAP provider indicates a protocol problem by sending a MAP\_NOTICE indication, the MAP process closes the dialogue with the VMSC, sends an SIWFS Signalling Modify negative response indicating system failure to the call handling process in the SIWFS and returns to the idle state.

Process SRA\_SIWFS

21.5\_5.1(5)

Figure 21.5/5: Process in the SIWFS for administration of SIWFS resources

Signals to/from the left are to/from the SIWFS call handling process; signals to/from the right are to/from the VMSC

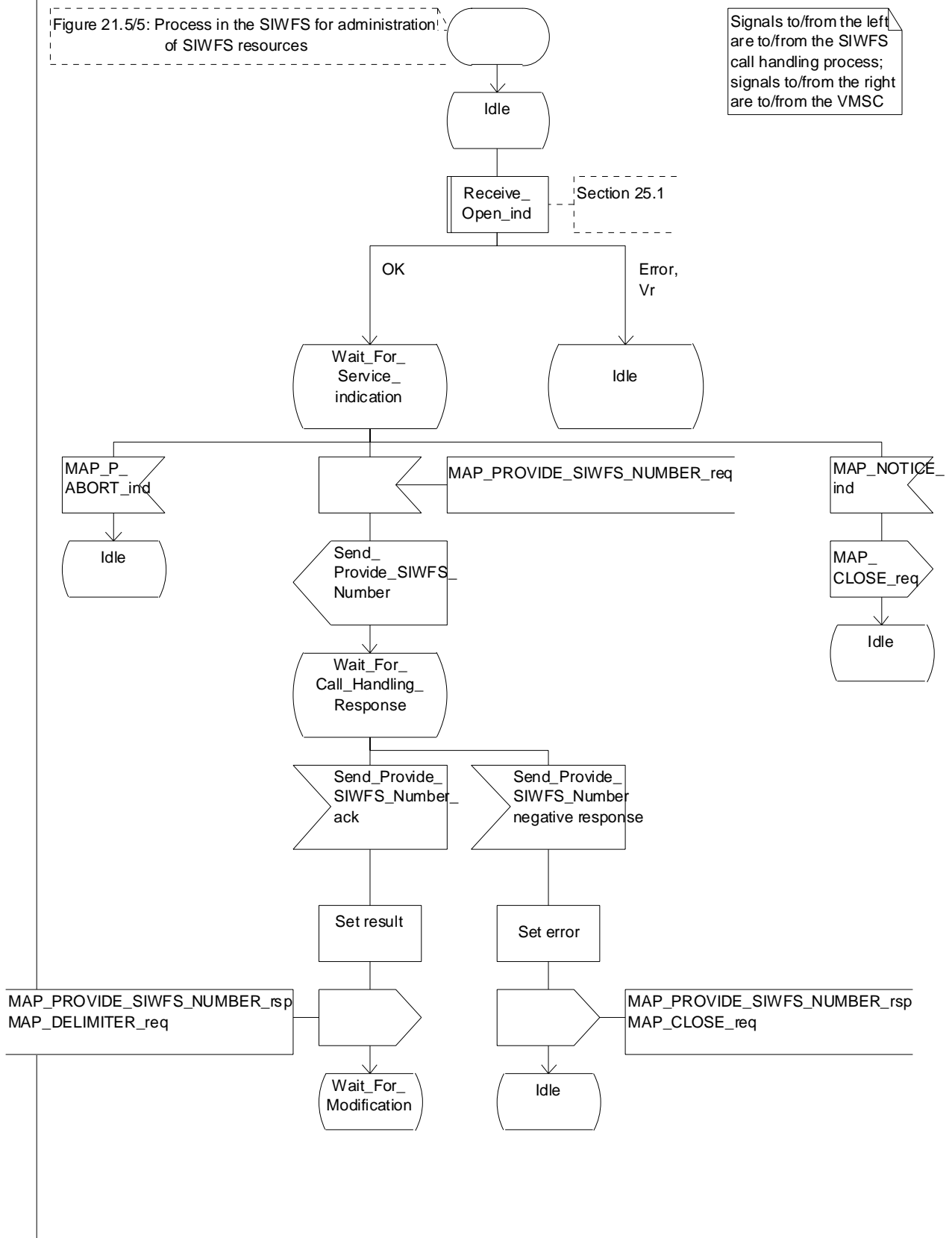


Figure 21.5/5 (sheet 1 of 5): Process SRA\_SIWFS

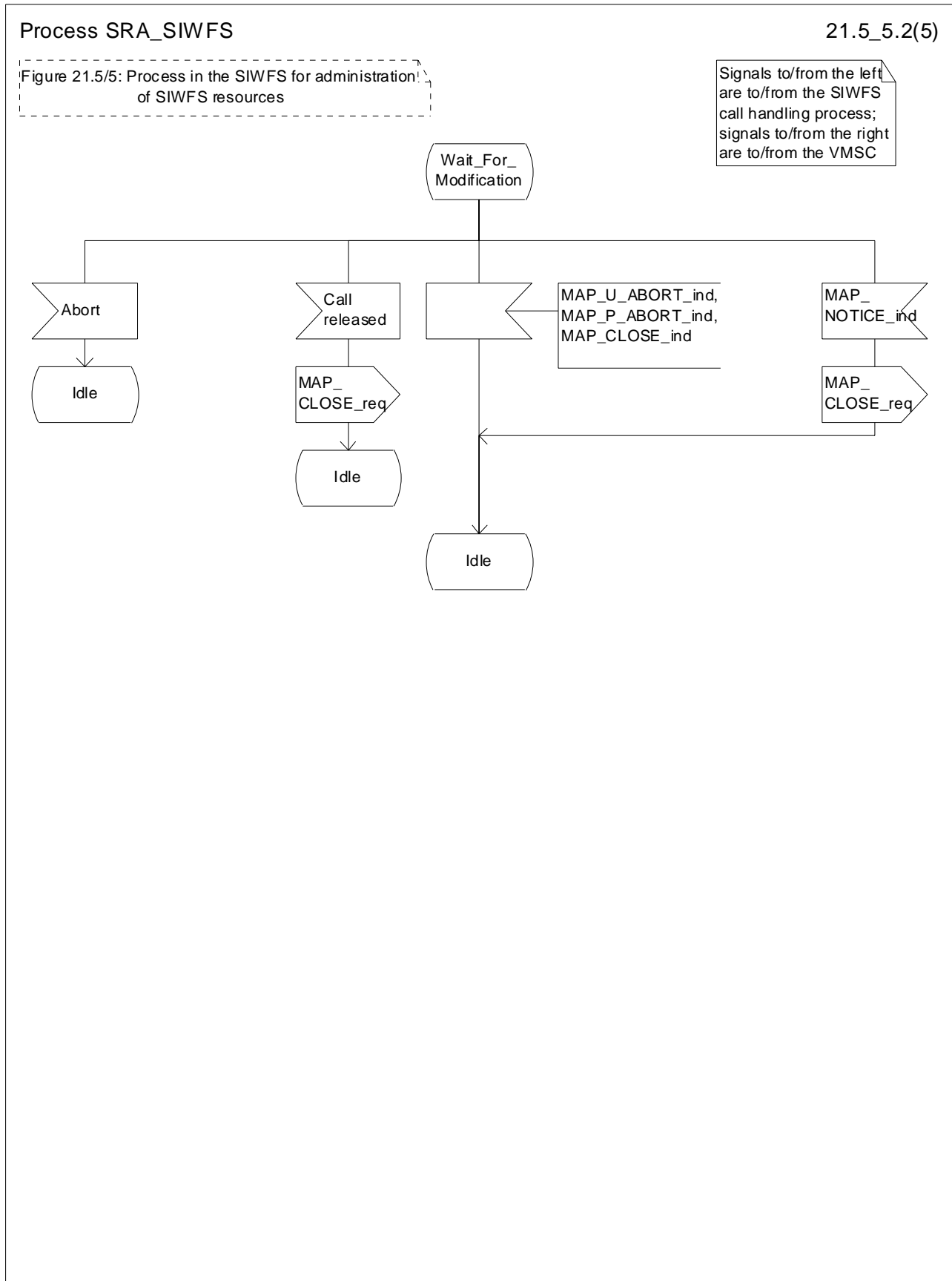


Figure 21.5/5 (sheet 2 of 5): Process SRA\_SIWFS

Process SRA\_SIWFS

21.5\_5.3(5)

Figure 21.5/5: Process in the SIWFS for administration of SIWFS resources

Signals to/from the left are to/from the SIWFS call handling process; signals to/from the right are to/from the VMSC

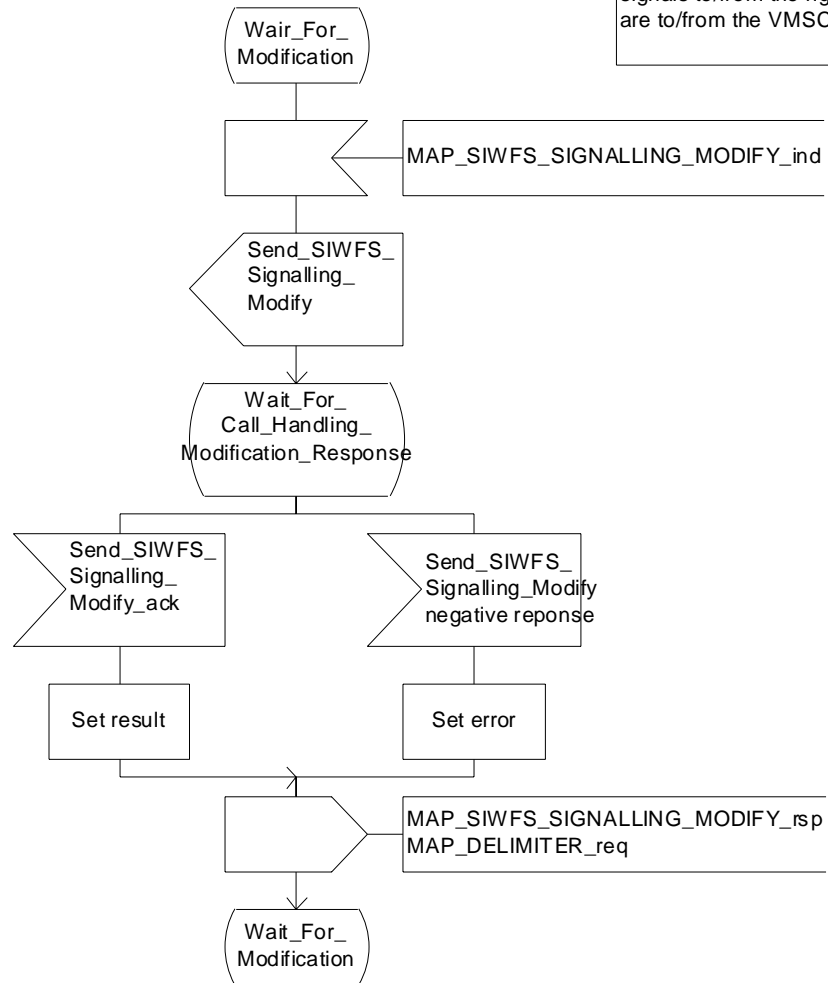


Figure 21.5/5 (sheet 3 of 5): Process SRA\_SIWFS

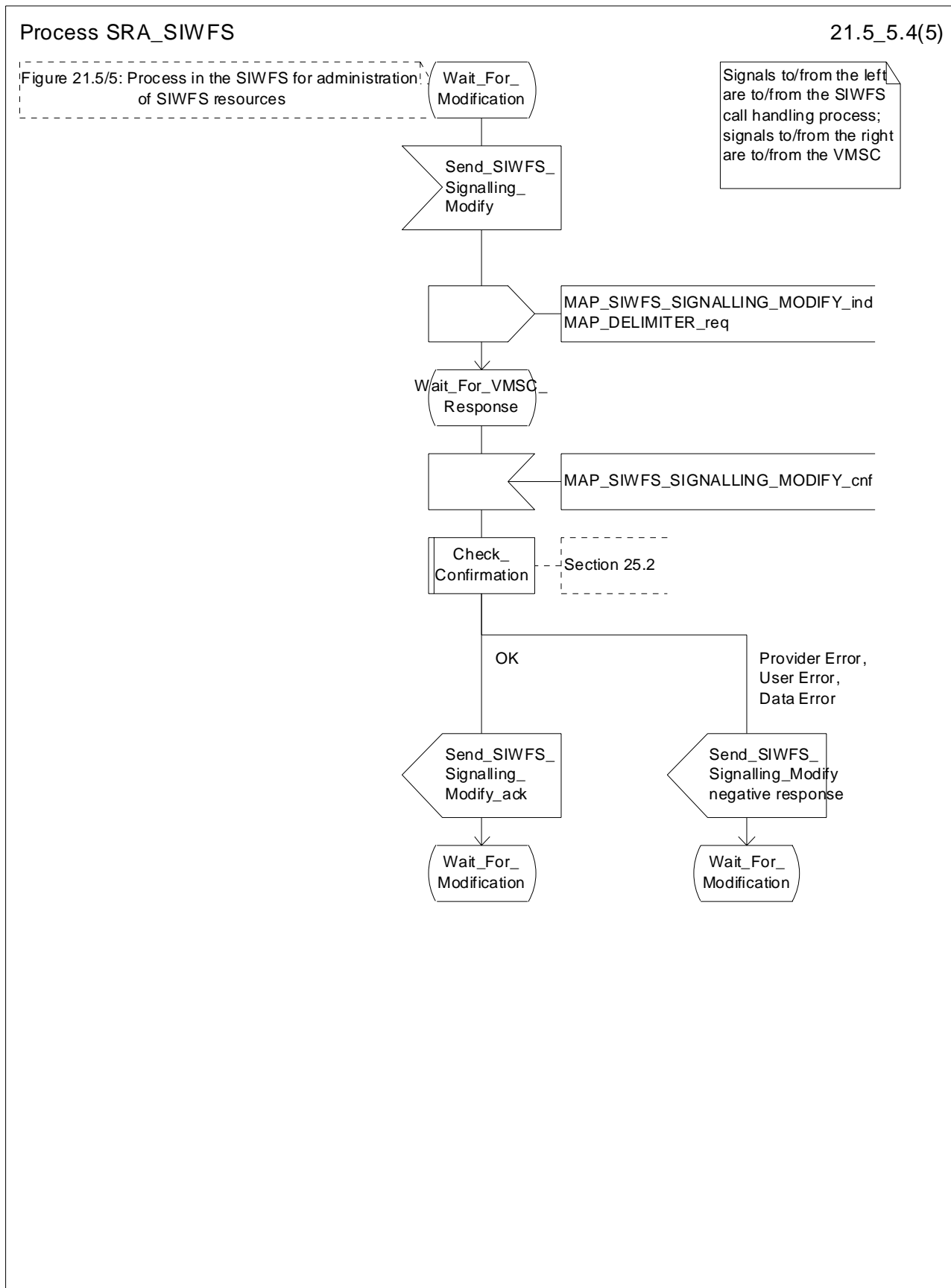


Figure 21.5/5 (sheet 4 of 5): Process SRA\_SIWFS

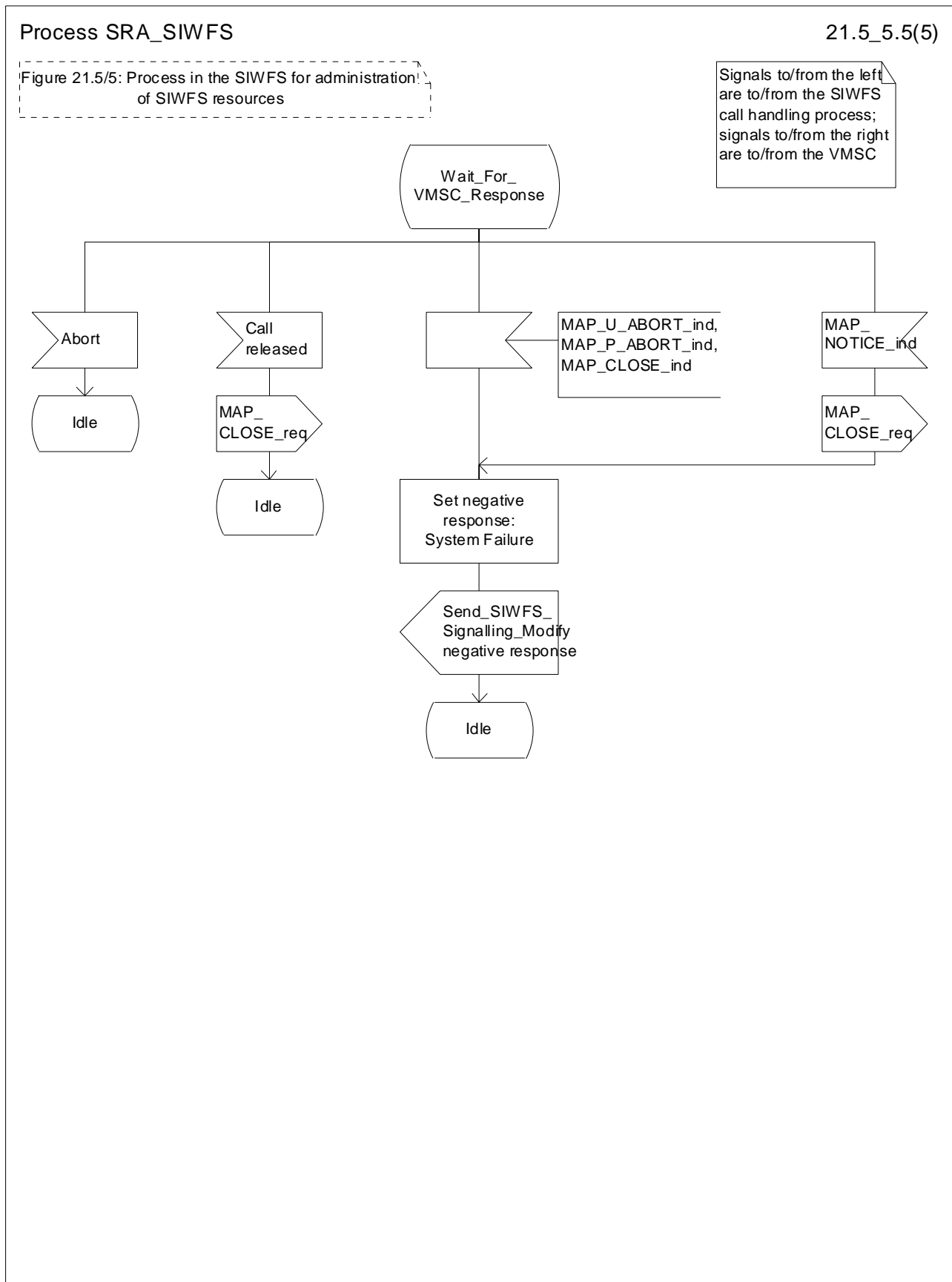
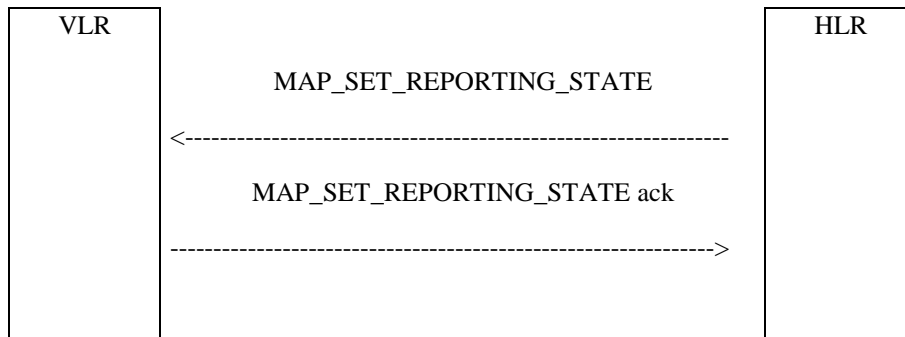


Figure 21.5/5 (sheet 5 of 5): Process SRA\_SIWFS

## 21.6 Setting of Reporting State

### 21.6.1 General

The message flow for setting the reporting state in a stand-alone dialogue is shown in figure 21.6.1/1.



**Figure 21.6/1: Message Flow for Setting the Reporting State**

In Set Reporting State, the HLR can request a start or a stop of monitoring in the VLR.

### 21.6.2 Process in the HLR for Set Reporting State stand-alone

The MAP process in the HLR to set the reporting state in the VLR in a separate stand-alone dialogue is shown in figure 21.6/2. The MAP process invokes macros not defined in this subclause; the definitions of these macros can be found as follows:

Receive_Open_Cnf	see subclause 25.1.2;
Check_Confirmation	see subclause 25.2.2.

#### Successful Outcome

When the MAP process receives a Start Reporting or Stop Reporting request from the CCBS application process in the HLR, it requests a dialogue with the VLR whose identity is contained in the request by sending a MAP\_OPEN service request and sending the necessary information using a MAP\_SET\_REPORTING\_STATE service request. The HLR then invokes the macro Receive\_Open\_Cnf to wait for the response to the dialogue opening request. If the dialogue opening is successful, the MAP process waits for a response from the VLR.

If the MAP process receives a MAP\_SET\_REPORTING\_STATE service confirm from the VLR, the MAP process invokes the macro Check\_Confirmation to check the content of the confirm.

If the macro Check\_Confirmation takes the OK exit and the request was for Start Reporting, the MAP process sends a positive acknowledgement containing the information received from the VLR to the CCBS application process in the HLR and returns to the idle state. In the case of Stop Reporting the CCBS application process returns to the idle state.

#### Failure of dialogue opening with the VLR

If the macro Receive\_Open\_Cnf takes the Vr exit or the Error exit, the MAP process sends (in the case of Start Reporting) a negative response to the CCBS application process in the HLR and returns to the idle state. In the case of Stop Reporting the process returns to the idle state.

#### Error in MAP\_SET\_REPORTING\_STATE confirm

If the MAP\_SET\_REPORTING\_STATE service confirm contains a user error or a provider error, or the macro Check\_Confirmation indicates that there is a data error, the MAP process sends a negative response (in the case of Start Reporting) to the CCBS application process in the HLR and returns to the idle state. In the case of Stop Reporting the CCBS application process returns to the idle state.



**Abort of VLR dialogue**

After the dialogue with the VLR has been established, the MAP service provider may abort the dialogue by issuing a MAP\_P\_ABORT or a MAP\_U\_ABORT indication. If the request was for the Start Reporting, the MAP process sends a Start Reporting negative response to the CCBS application process in the HLR and returns to the idle state.

If the MAP provider indicates a protocol problem by sending a MAP\_NOTICE indication, the MAP process closes the dialogue with the VLR, sends a negative response (in the case of the Start Reporting) indicating system failure to the CCBS application process in the HLR and returns to the idle state. In the case of Stop Reporting the CCBS application process returns to the idle state.

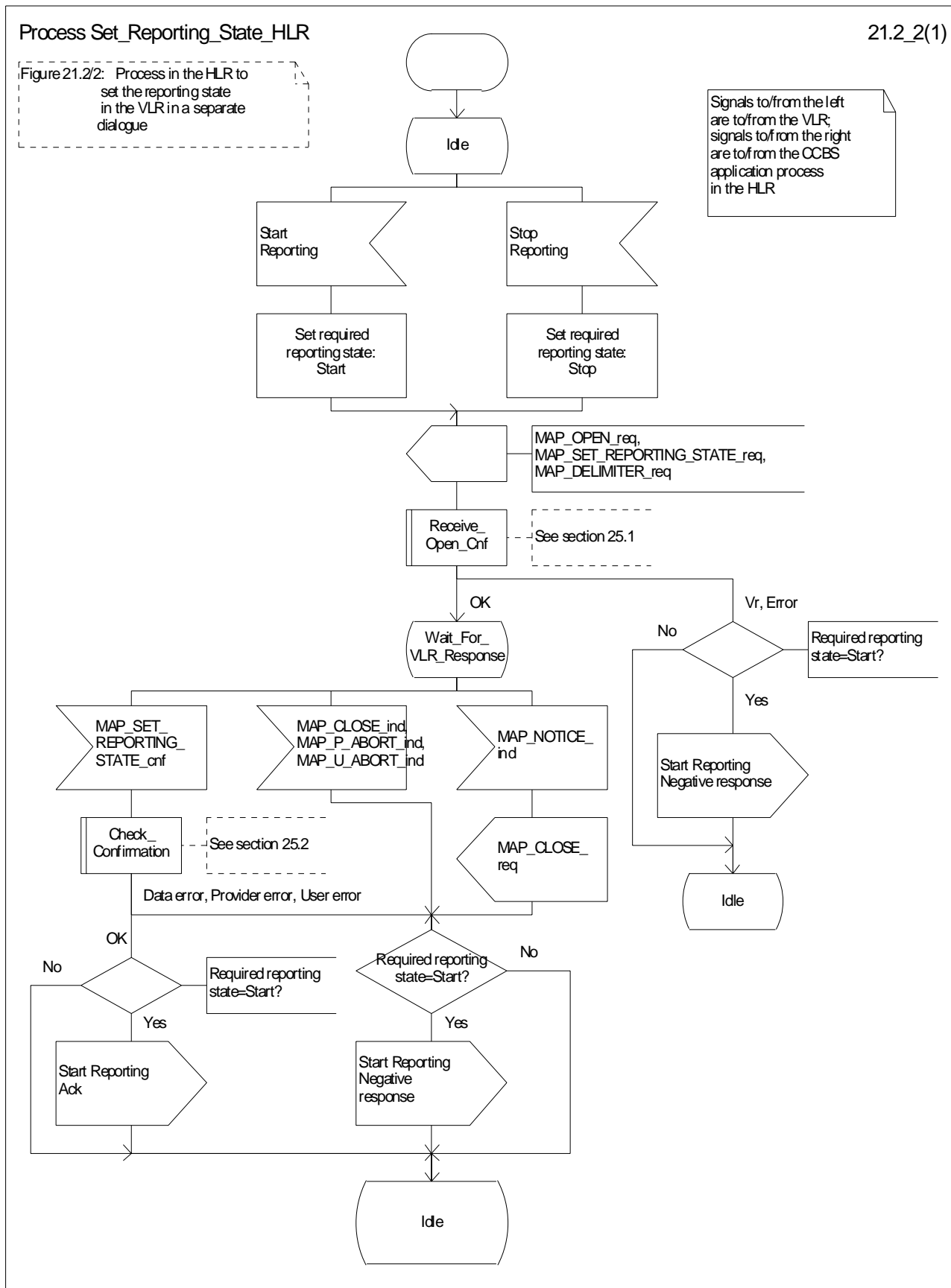


Figure 21.6/2: Process Set\_Reporting\_State\_HLR

### 21.6.3 Reporting co-ordinator process in the VLR

The MAP co-ordinating process in the VLR to handle a dialogue opened with the reporting application context is shown in figure 21.6/3. The MAP process invokes a macro not defined in this subclause; the definition of this macro can be found as follows:

Receive\_Open\_Ind            see subclause 25.1.1.

Any reporting process in the VLR starts by the VLR receiving a MAP-OPEN service indication. If that service is successful, the VLR can handle reporting indications from the HLR. Table 21.6/1 shows the co-ordinating process' reaction on receipt of specific reporting indications from the HLR. After the relevant process is invoked, the received service indication is sent to that process.

**Table 21.6/1: Relationship between received service indication and invoked process in the VLR**

<b>Service indication received</b>	<b>Process invoked</b>
MAP_REMOTE_USER_FREE_ind	REMOTE_USER_FREE_VLR
MAP_SET_REPORTING_STATE_ind	SET_REPORTING_STATE_VLR

After creation of the user process the co-ordinator relays the messages between the MAP protocol machine and the invoked process until a request or an indication for dialogue termination is received.

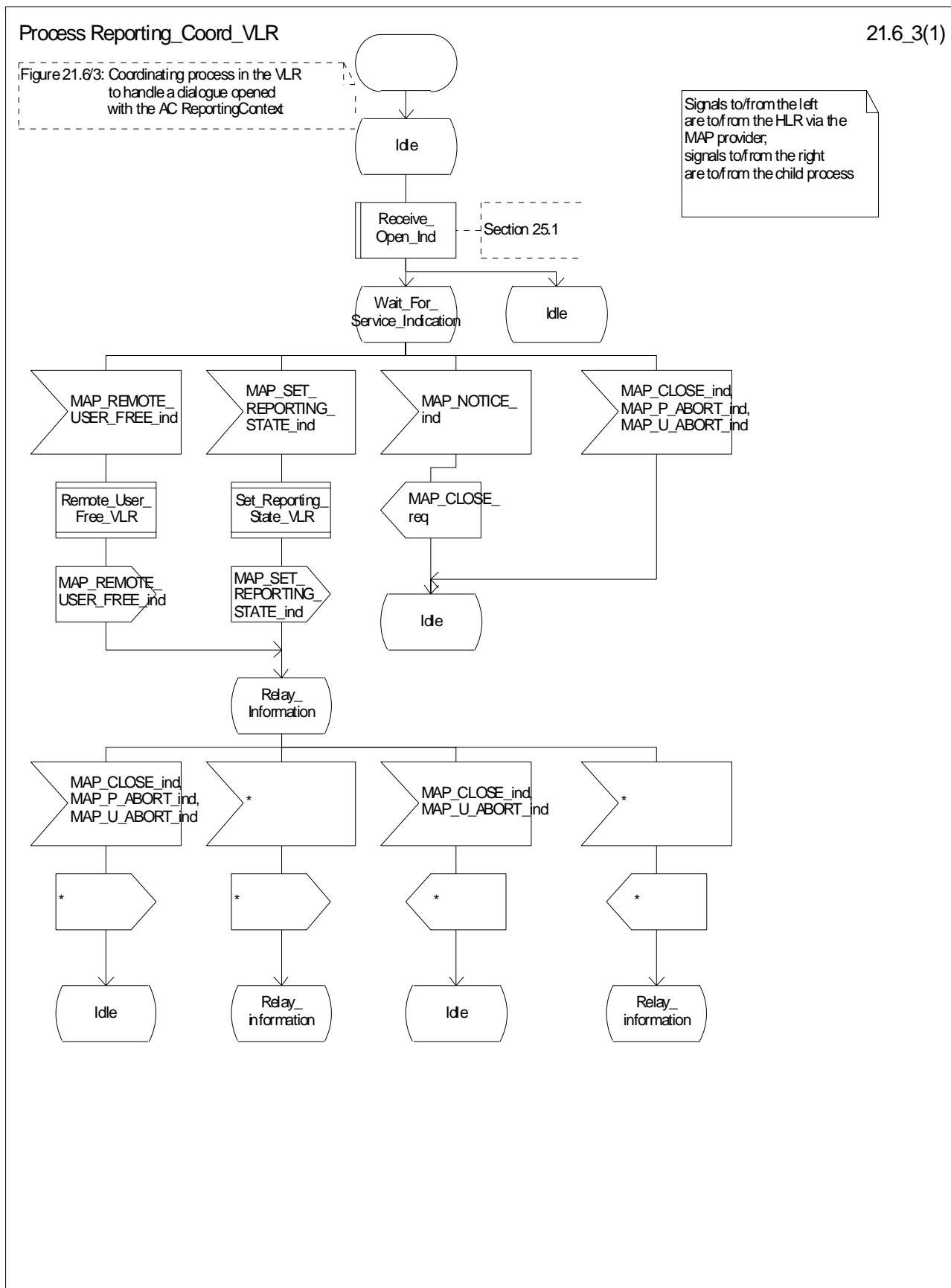


Figure 21.6/3: Process Reporting\_Coord\_VLR

## 21.6.4 Process in the VLR to set the reporting state

The MAP process in the VLR to set the reporting state is shown in figure 21.6/4.

The co-ordinator opens the process. The macro `Receive_Set_Reporting_State_VLR` handles the receipt of the request from the HLR, and the possible response from the CCBS application process in the VLR. When the macro exits, a MAP CLOSE is sent to the HLR and the process terminates.

The macro `Set_Reporting_State_VLR` is defined in figure 21.6/5.

When the VLR receives a `MAP_SET_REPORTING_STATE` service indication, it checks whether the required monitoring state is stopped.

If the required monitoring state is stopped, the MAP process sends a Stop Reporting message to the CCBS application in the VLR, sends a `MAP_SET_REPORTING_STATE` response to the HLR and exits from the macro.

If the required monitoring state is started, the MAP process sends a Start Reporting message to the CCBS application in the VLR and waits for a response.

If the CCBS application sends a Start Reporting ack, the MAP process sends a `MAP_SET_REPORTING_STATE` response to the HLR and exits from the macro.

If the CCBS application sends a Start Reporting negative response, the MAP process translates the negative response into a MAP user error, sends a `MAP_SET_REPORTING_STATE` response to the HLR and exits from the macro.

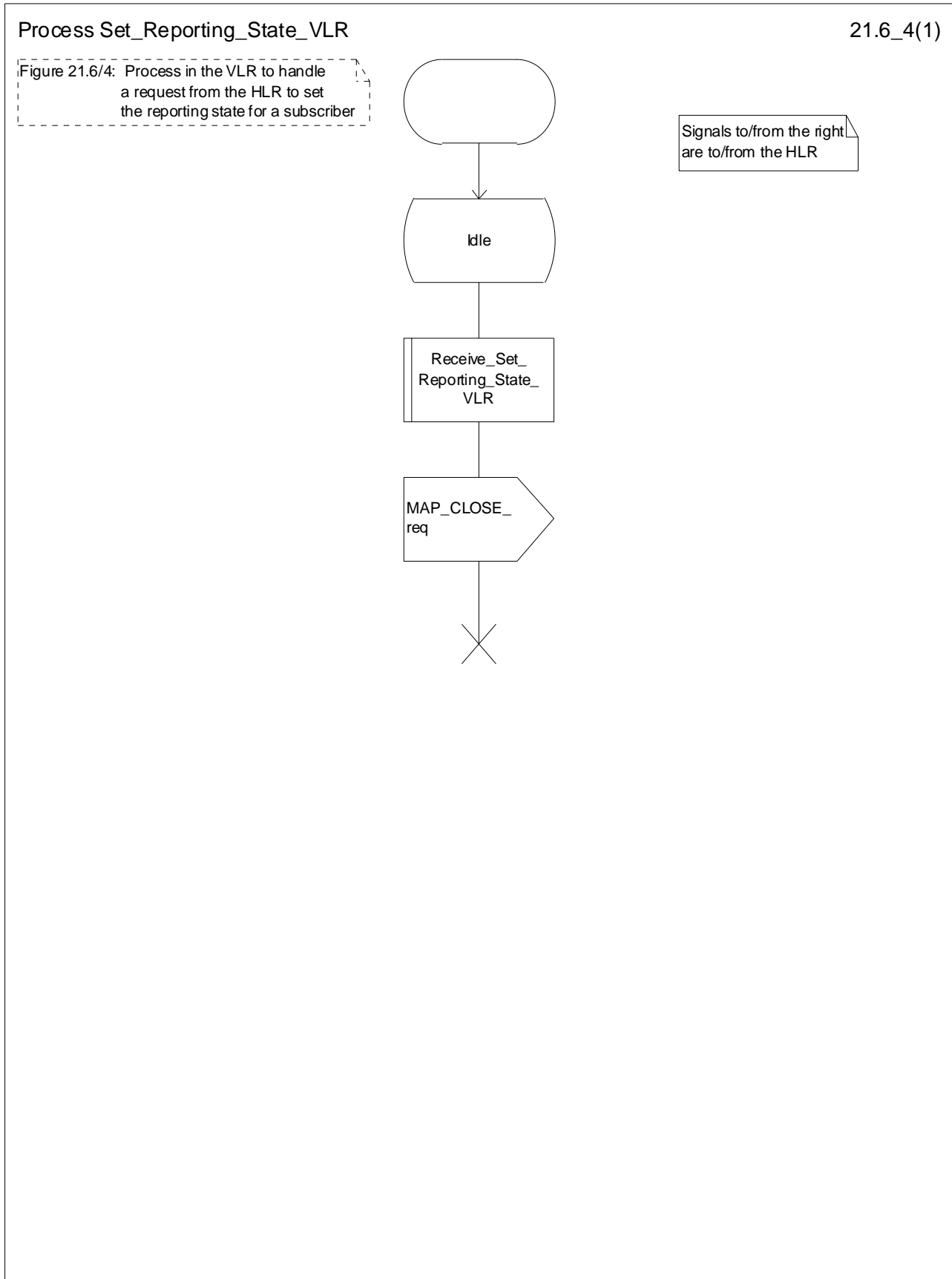


Figure 21.6/4: Process Set\_Reporting\_State\_VLR

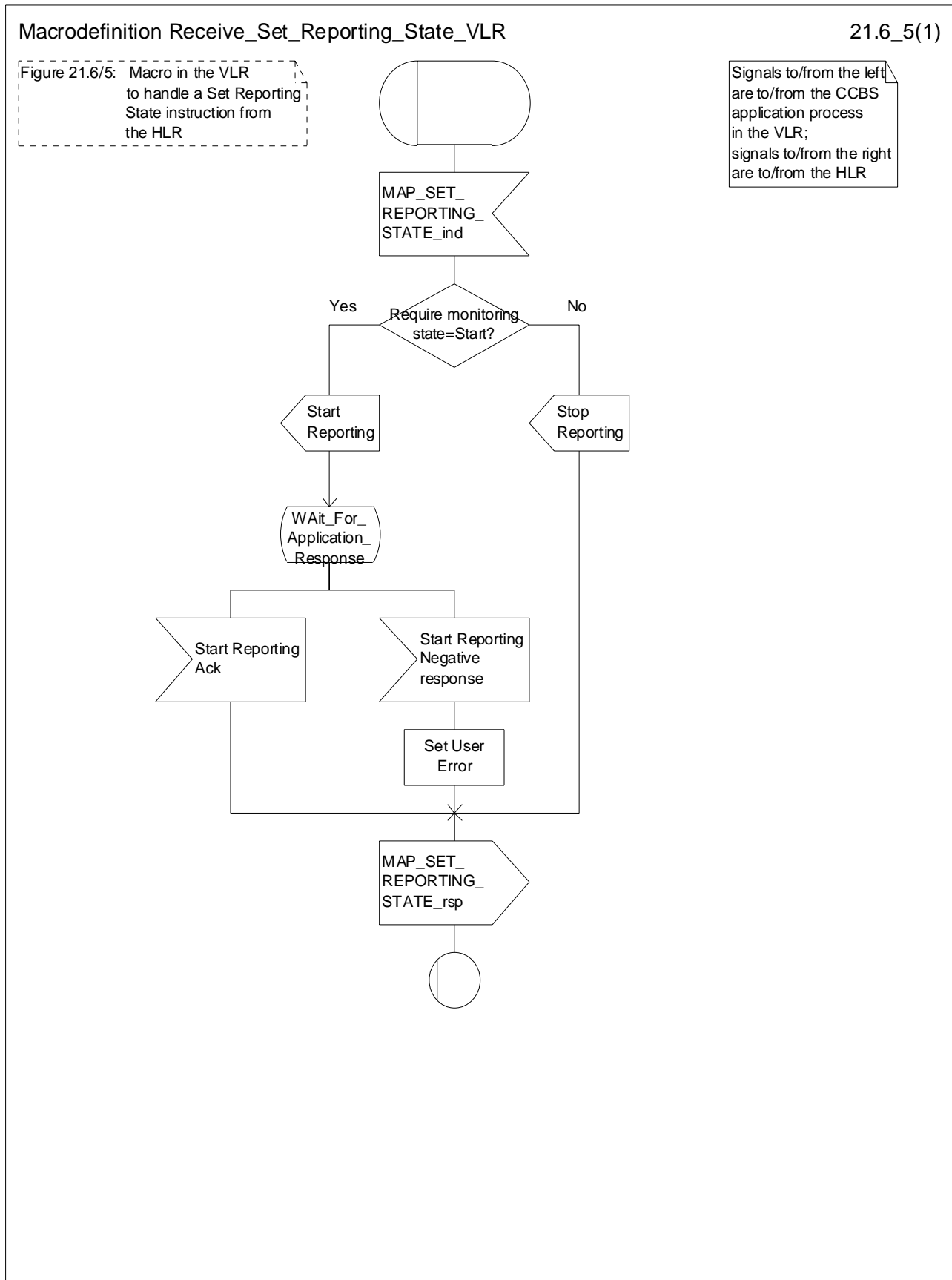
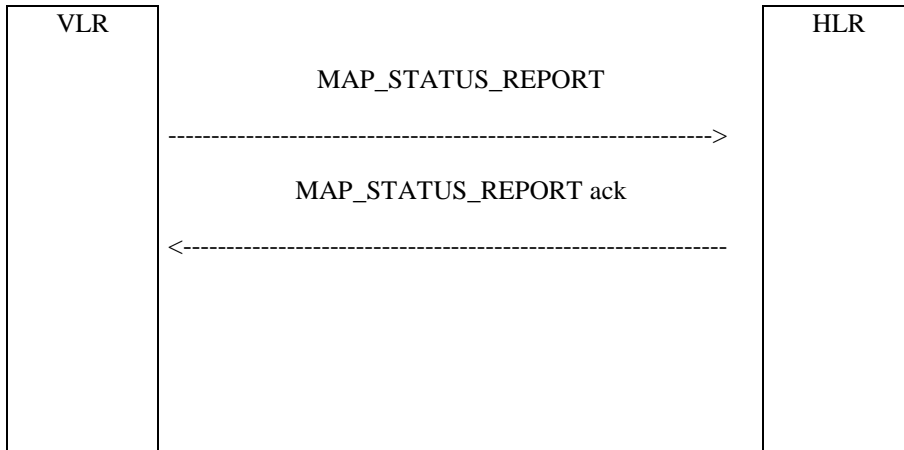


Figure 21.6/5: Macro Receive\_Set\_Reporting\_State\_VLR

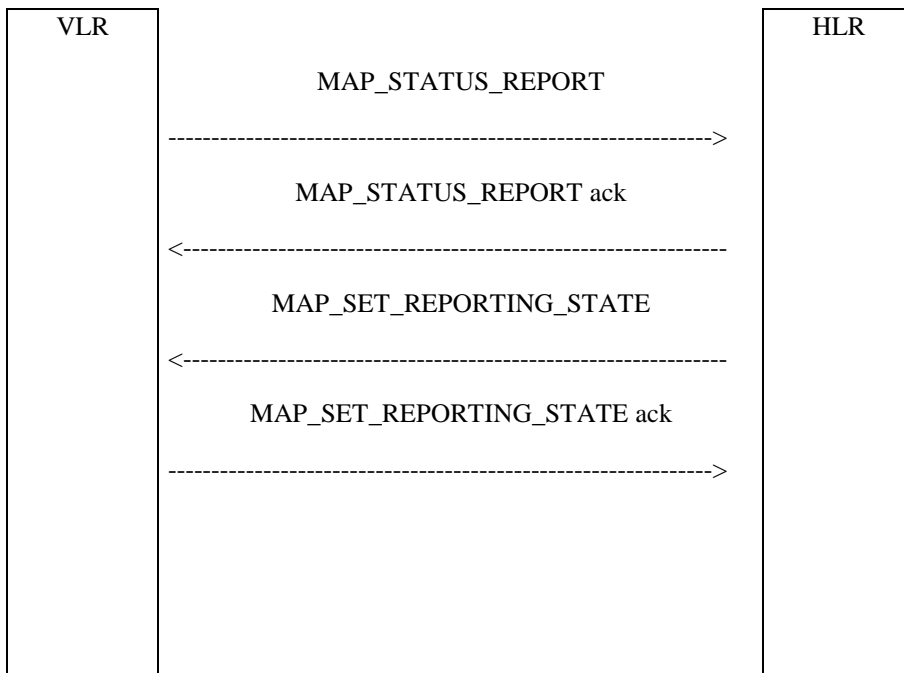
## 21.7 Status Reporting

### 21.7.1 General

The message flows for reporting the status of a subscriber are shown in figures 21.7/1 and 21.7/2.



**Figure 21.7/1: Status reporting, when monitoring continues in the VLR**



**Figure 21.7/2: Status reporting, when monitoring stops**

When the HLR sends a MAP\_SET\_REPORTING\_STATE, it requests the stop of monitoring in the VLR.



## 21.7.2 Process in the VLR for Status Reporting

The MAP process in the VLR to send a status report to the HLR is shown in figure 21.7/3. The MAP process invokes macros not defined in this subclause; the definitions of these macros can be found as follows:

Receive\_Open\_Cnf            see subclause 25.1.2;

Check\_Confirmation        see subclause 25.2.2.

### Successful Outcome

When the MAP process receives a Event Report or CCBS Call Report from the CCBS application process in the VLR, it requests a dialogue with the HLR whose identity is contained in the request by sending a MAP\_OPEN service request, and requests status report using a MAP\_STATUS\_REPORT service request. The VLR then invokes the macro Receive\_Open\_Cnf to wait for the response to the dialogue opening request. If the dialogue opening is successful, the MAP process waits for a response from the HLR.

If the MAP process receives a MAP\_STATUS\_REPORT service confirm from the HLR, the MAP process invokes the macro Check\_Confirmation to check the content of the confirm.

If the macro Check\_Confirmation takes the OK exit, the MAP process sends an Event Report ack or a CCBS Call Report ack containing the information received from the HLR to the CCBS application process in the VLR and waits for a possible instruction from the HLR to set the reporting state.

If the HLR requests the VLR to set a reporting state (in the macro Receive\_Set\_Reporting\_State\_VLR), the VLR closes the dialogue with the HLR by sending a MAP\_CLOSE to the HLR.

If the HLR requires monitoring in the VLR to continue, it closes the dialogue by sending a MAP\_CLOSE, and the MAP process in the VLR sends Continue Monitoring message to the CCBS application process in the VLR and returns to the idle state.

### Failure of dialogue opening with the HLR

If the macro Receive\_Open\_Cnf takes the Vr exit or the Error exit, the MAP process sends a Event Report negative response or CCBS Call Report negative response to the CCBS application process in the VLR and returns to the idle state.

### Error in MAP\_STATUS\_REPORT confirm

If the MAP\_STATUS\_REPORT service confirm contains a user error or a provider error, or the macro Check\_Confirmation indicates that there is a data error, the MAP process sends an Event Report negative response or CCBS Call Report negative response to the CCBS application process in the VLR and returns to the idle state.

### Abort of HLR dialogue in State Wait\_For\_HLR\_Response

After the dialogue with the HLR has been established, the MAP service provider may abort the dialogue by issuing a MAP\_P\_ABORT or a MAP\_U\_ABORT indication. In this case, the MAP process sends a Event Report or CCBS Call Report negative response to the CCBS application process in the VLR and returns to the idle state.

If the MAP provider indicates a protocol problem by sending a MAP\_NOTICE indication, the MAP process closes the dialogue with the HLR. The VLR sends an Event Report negative response or CCBS Call Report negative response indicating system failure to the CCBS application process in the VLR and returns to the idle state.

### Abort of HLR dialogue in State Wait\_For\_Set\_Reporting

After the dialogue with the HLR has been established, the MAP service provider may abort the dialogue by issuing a MAP\_P\_ABORT or a MAP\_U\_ABORT indication. In this case, the VLR returns to the idle state

If the MAP provider indicates a protocol problem by sending a MAP\_NOTICE indication, the MAP process closes the dialogue with the HLR and returns to the idle state.

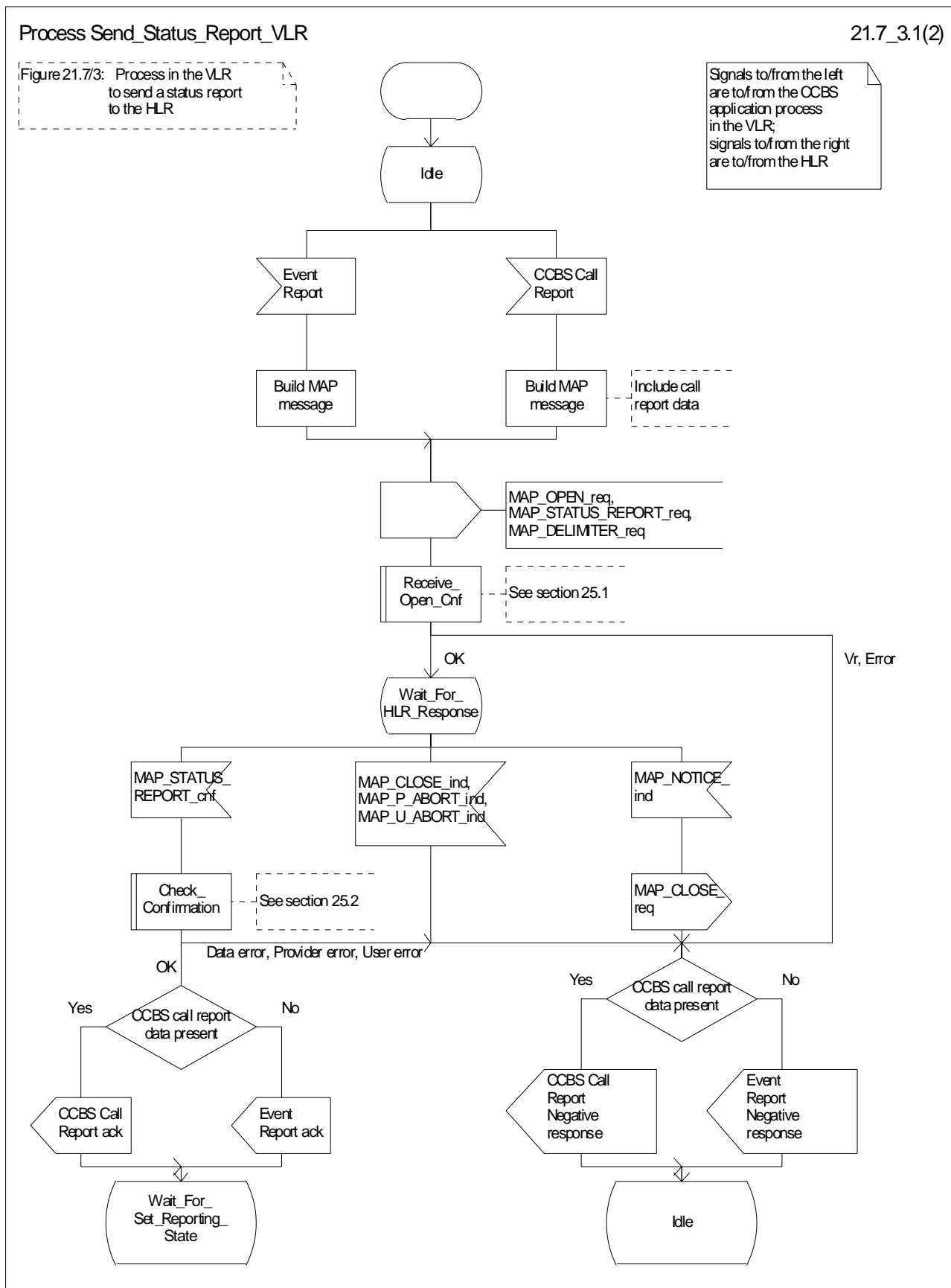


Figure 21.7/3 (sheet 1 of 2): Process Send\_Status\_Report\_VLR

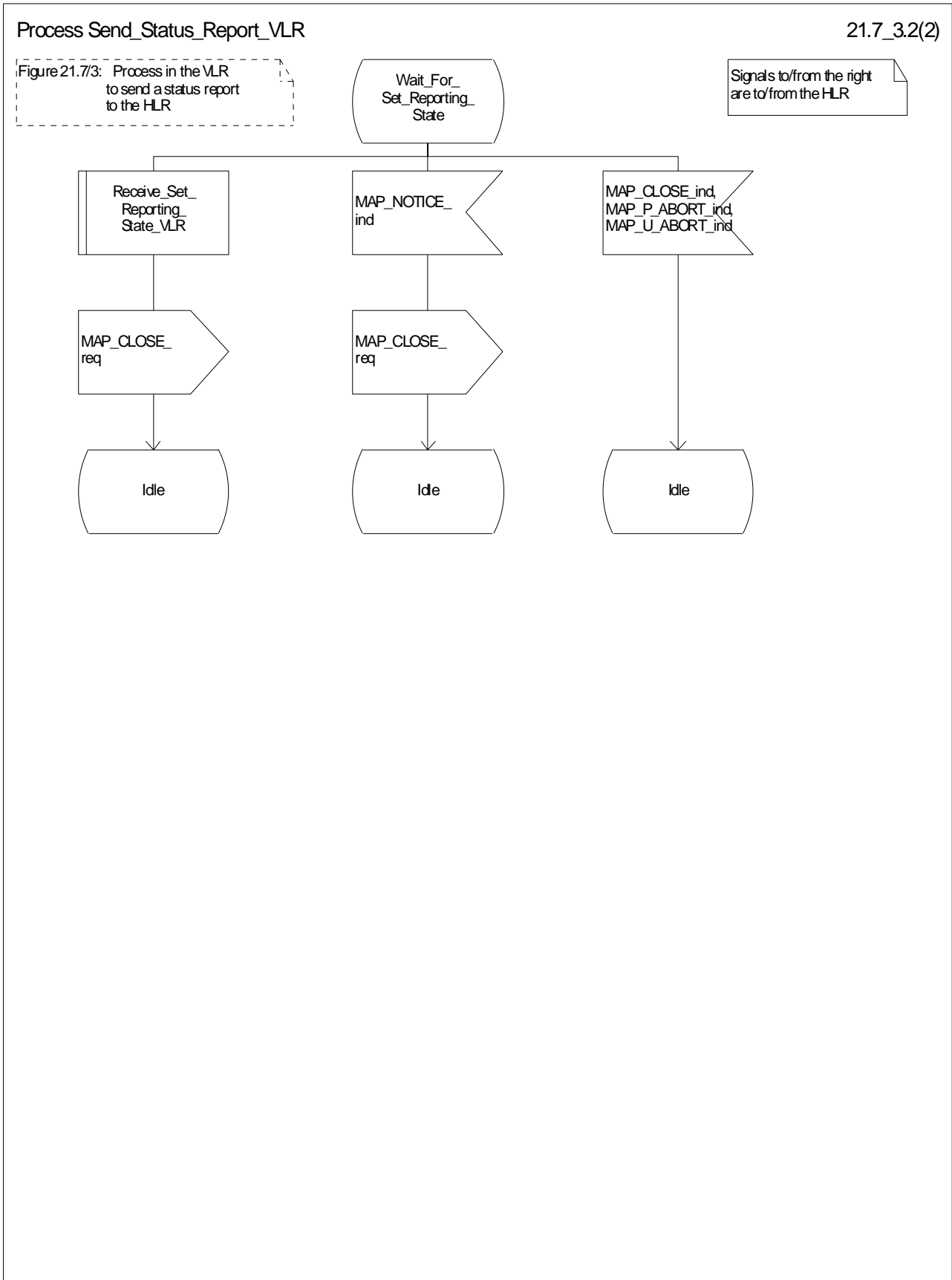


Figure 21.7/3 (sheet 2 of 2): Process Send\_Status\_Report\_VLR

### 21.7.3 Process in the HLR for Status Reporting

The MAP process in the HLR to handle a status report is shown in figure 21.7/4. The MAP process invokes macros not defined in this subclause; the definitions of these macros can be found as follows:

Receive_Open_Ind	see subclause 25.1.1;
Check_Confirmation	see subclause 25.2.2;

#### Successful outcome

When the MAP process receives a MAP\_OPEN indication with the application context reporting, it checks it by invoking the macro Receive\_Open\_Ind.

If the macro takes the OK exit, the MAP process waits for a service indication.

The MAP process invokes the macro Receive\_Status\_Report\_HLR to handle a MAP\_STATUS\_REPORT service indication; this macro is defined in figure 21.7/5. The MAP process then waits for a response from the CCBS application in the HLR.

If the MAP process receives a Stop Reporting message from the CCBS process, it sets the required monitoring state to stop, and may send a MAP\_DELIMITER service request to the VLR. The HLR then invokes the macro Set\_Reporting\_State\_HLR. After exiting the macro, the MAP process returns to the idle state.

If the MAP process receives a Continue Reporting from the CCBS process, it sends a MAP\_CLOSE Request to VLR and returns to the idle state.

#### Failure of dialogue opening with the VLR

If the macro Receive\_Open\_Ind takes the Vr exit or the Error exit, the MAP process returns to the idle state.

#### Abort of VLR dialogue in State Wait\_For\_Service\_Indication

After the dialogue with the HLR has been established, the MAP service provider may abort the dialogue by issuing a MAP\_P\_ABORT indication. In this case, the MAP process returns to the idle state.

If the MAP provider indicates a protocol problem by sending a MAP\_NOTICE indication, the MAP process closes the dialogue with the VLR and returns to the idle state.

#### Macro Receive\_Status\_Report\_HLR

The macro Receive\_Status\_Report\_HLR is shown in figure 21.7/5.

When a MAP\_STATUS\_REPORT service indication is received, the HLR checks whether call report data are present.

If call report data are present, the MAP process sends a CCBS Call Report message to the CCBS application process in the HLR and waits for a response; otherwise it sends an Event Report message to the CCBS application process in the HLR and waits for a response.

If the MAP process receives a CCBS Call Report ack or Event Report ack from the CCBS application process in the HLR, it sends a MAP\_STATUS\_REPORT service confirm to the VLR and exits from the macro.

If the MAP process receives a CCBS Call Report negative response or Event Report negative response from the CCBS application process in the HLR, it sets the User Error according to the negative response, sends a MAP\_STATUS\_REPORT service confirm to the VLR and exits from the macro.

#### Macro Set\_Reporting\_State\_HLR

The macro Set\_Reporting\_State\_HLR is shown in figure 21.7/6.

The MAP process in the HLR sends a MAP\_SET\_REPORTING\_STATE service request to the VLR and waits for a response.

If the MAP process receives a MAP\_SET\_REPORTING\_STATE service confirm from the VLR, it invokes the macro Check\_Confirmation to check the content of the confirm.

If the macro Check\_Confirmation takes the OK exit, the macro Set\_Reporting\_State\_HLR takes the OK exit.

If the macro Check\_Confirmation takes the Data error, Provider error or User error exit, the macro Set\_Reporting\_State\_HLR takes the Error exit.

While the MAP process is waiting for a response from the VLR, the MAP provider may terminate the dialogue by sending a MAP\_CLOSE, MAP\_P\_ABORT or MAP\_U\_ABORT. In this case the macro takes the Aborted exit.

If the MAP provider indicates a protocol problem by sending a MAP\_NOTICE indication, the MAP process closes the dialogue with the VLR and the macro takes the Aborted exit.

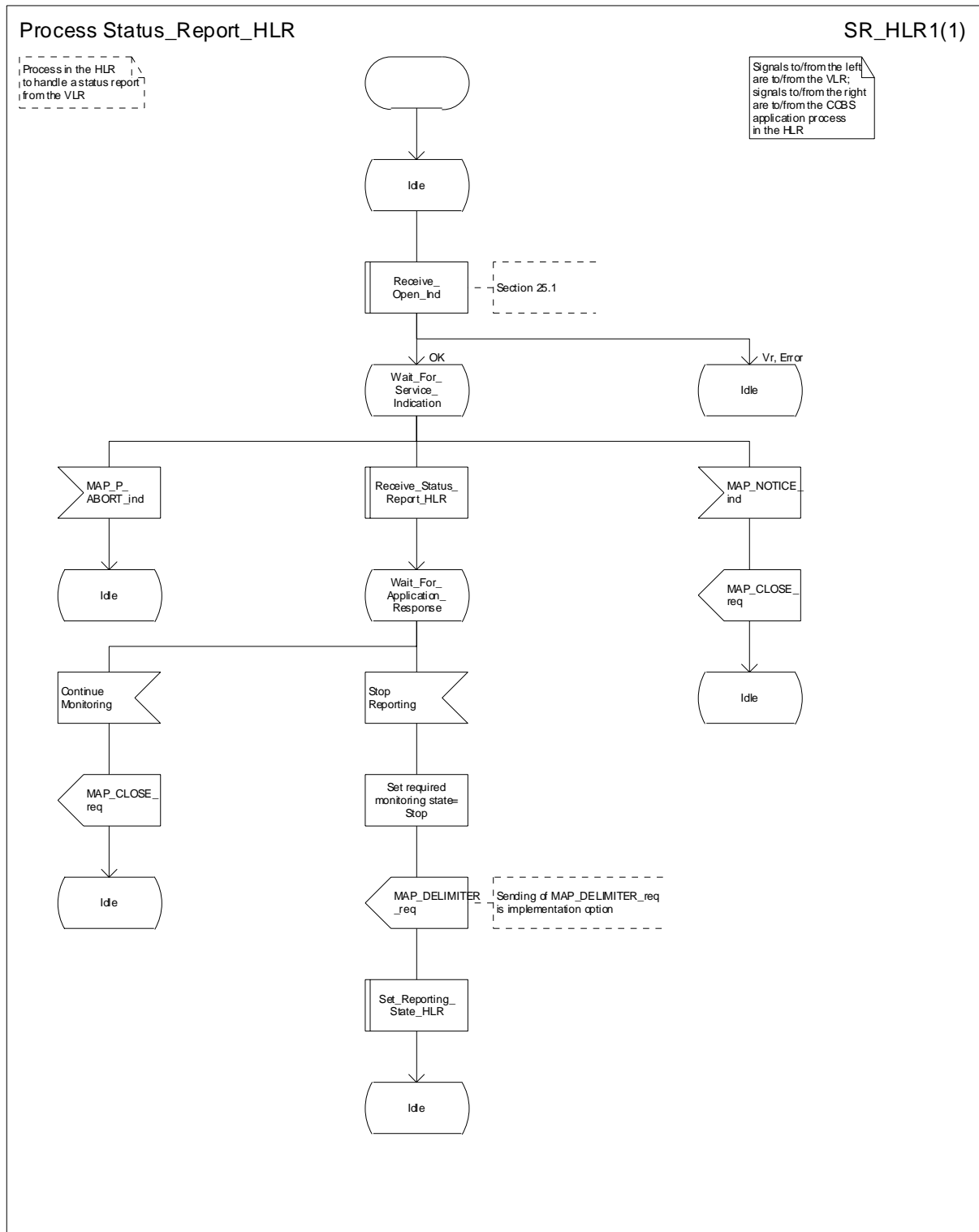


Figure 21.7/4: Process Status\_Report\_HLR

Macrodefinition Receive\_Status\_Report\_HLR

21.7\_5(1)

Figure 21.7/5: Macro in the HLR to receive a status report from the VLR

Signals to/from the left are to/from the VLR; signals to/from the right are to/from the CCBS application process in the HLR

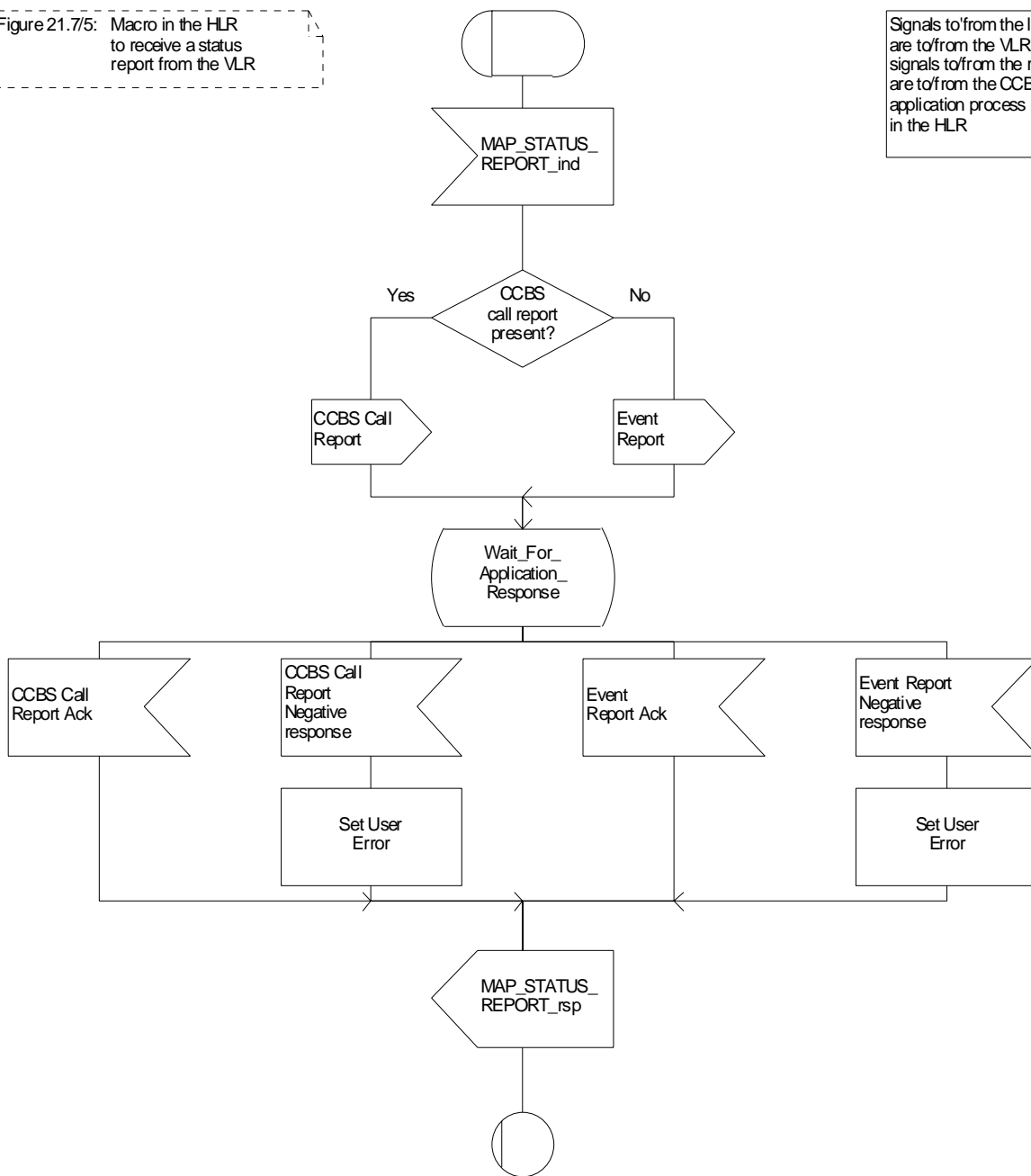


Figure 21.7/5: Macro Receive\_Status\_Report\_HLR

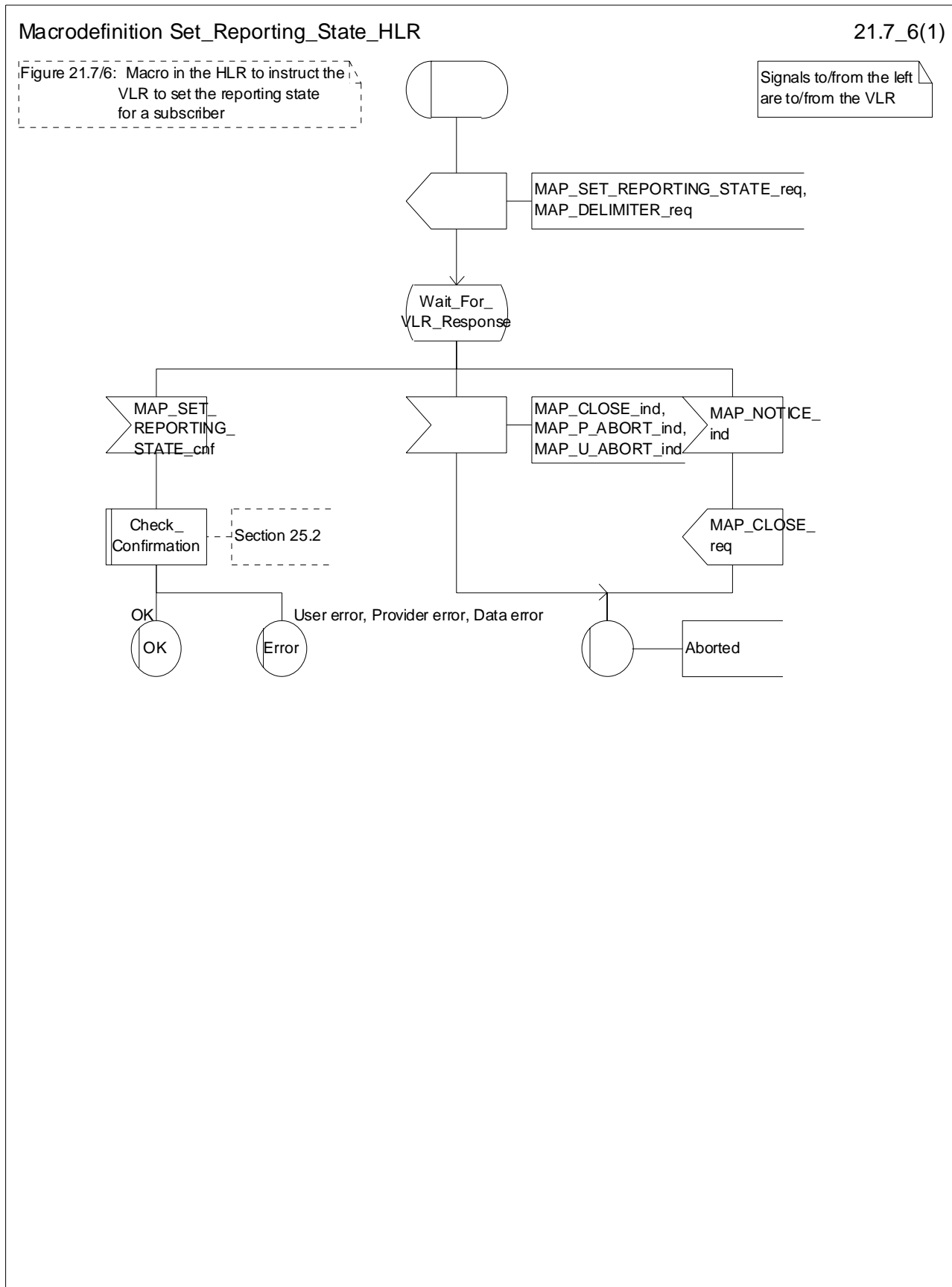


Figure 21.7/6: Macro Set\_Reporting\_State\_HLR



## 21.8 Remote User Free

### 21.8.1 General

The message flows for handling remote user free are shown in figures 21.8/1 and 21.8/2.

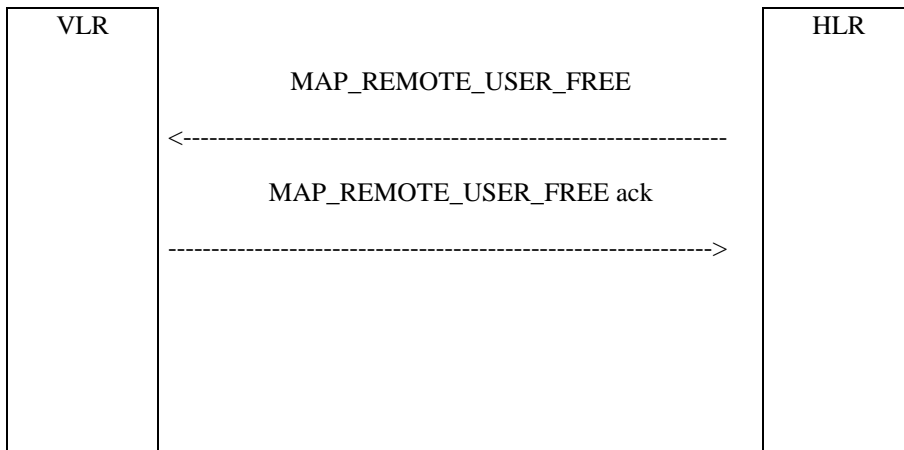


Figure 21.8/1: Remote User Free: recall not accepted

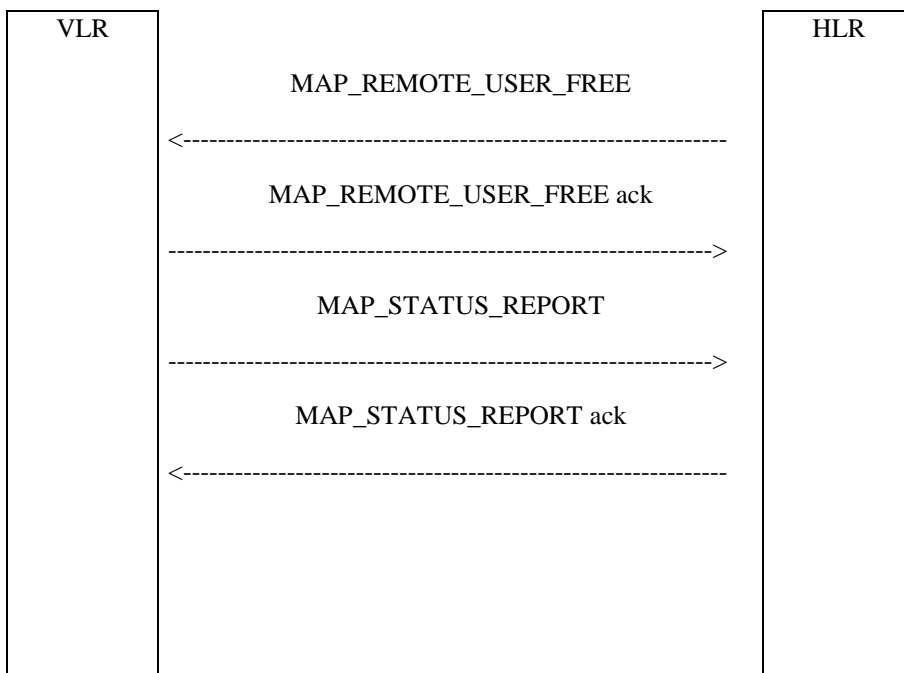


Figure 21.8/2: Remote User Free: recall accepted

### 21.8.2 Process in the HLR for Remote User Free

The MAP process in the HLR to handle Remote User Free is shown in figure 21.8/3. The MAP process invokes macros not defined in this subclause; the definitions of these macros can be found as follows:

- Receive\_Open\_Cnf see subclause 25.1.2;
- Check\_Confirmation see subclause 25.2.2;

### Successful Outcome

When the MAP process receives a CCBS RUF request from the CCBS application process in the HLR, it requests a dialogue with the VLR whose identity is contained in the request by sending a MAP\_OPEN service request and sending the necessary information using a MAP\_REMOTE\_USER\_FREE service request. The HLR then invokes the macro Receive\_Open\_Cnf to wait for the response to the dialogue opening request. If the dialogue opening is successful, the MAP process waits for a response from the VLR.

If the MAP process receives a MAP\_REMOTE\_USER\_FREE service confirm from the VLR, the MAP process invokes the macro Check\_Confirmation to check the content of the confirm.

If the macro Check\_Confirmation takes the OK exit, the MAP process sends a CCBS RUF ack containing the information received from the VLR to the CCBS application process in the HLR and waits for a MAP\_STATUS\_REPORT service indication from the VLR. If in this state a MAP\_CLOSE service indication is received, the MAP process returns to the idle state. If in this state a MAP\_STATUS\_REPORT service indication is received, further processing is described by the macro Receive\_Status\_Report\_HLR (described in subclause 21.7.3). When the macro exits, the MAP process constructs a MAP\_CLOSE service request, sends it to the VLR and returns to the idle state.

### Failure of dialogue opening with the VLR

If the macro Receive\_Open\_Cnf takes the Vr exit or the Error exit, the MAP process sends a negative response to the CCBS application process in the HLR and returns to the idle state.

### Error in MAP\_REMOTE\_USER\_FREE confirm

If the MAP\_REMOTE\_USER\_FREE service confirm contains a user error or a provider error, or the macro Check\_Confirmation indicates that there is a data error, the MAP process sends a CCBS RUF negative response to the CCBS application process in the HLR and returns to the idle state.

### Abort of VLR dialogue

When the MAP process is waiting for a VLR response to the MAP\_REMOTE\_USER\_FREE, the MAP service provider may abort the dialogue by issuing a MAP\_CLOSE, a MAP\_P\_ABORT or a MAP\_U\_ABORT indication. In this case, the MAP process sends a CCBS RUF negative response to the CCBS application process in the HLR and returns to the idle state.

If the MAP provider indicates a protocol problem by sending a MAP\_NOTICE indication when the MAP process is waiting for a VLR response to the MAP\_REMOTE\_USER\_FREE, the MAP process closes the dialogue with the VLR, sends a CCBS RUF negative response indicating system failure to the CCBS application process in the HLR and returns to the idle state.

When the MAP process is waiting for a possible MAP\_STATUS\_REPORT from the VLR, the MAP service provider may abort the dialogue by issuing a MAP\_P\_ABORT or a MAP\_U\_ABORT indication. In this case, the MAP process returns to the idle state.

If the MAP provider indicates a protocol problem by sending a MAP\_NOTICE indication when the MAP process is waiting for a possible MAP\_STATUS\_REPORT from the VLR, the MAP process closes the dialogue with the VLR and returns to the idle state.

If the CCBS application in the HLR decides to abort the dialogue, it sends an Abort message to the MAP process, which closes the dialogue with the VLR and returns to the idle state.

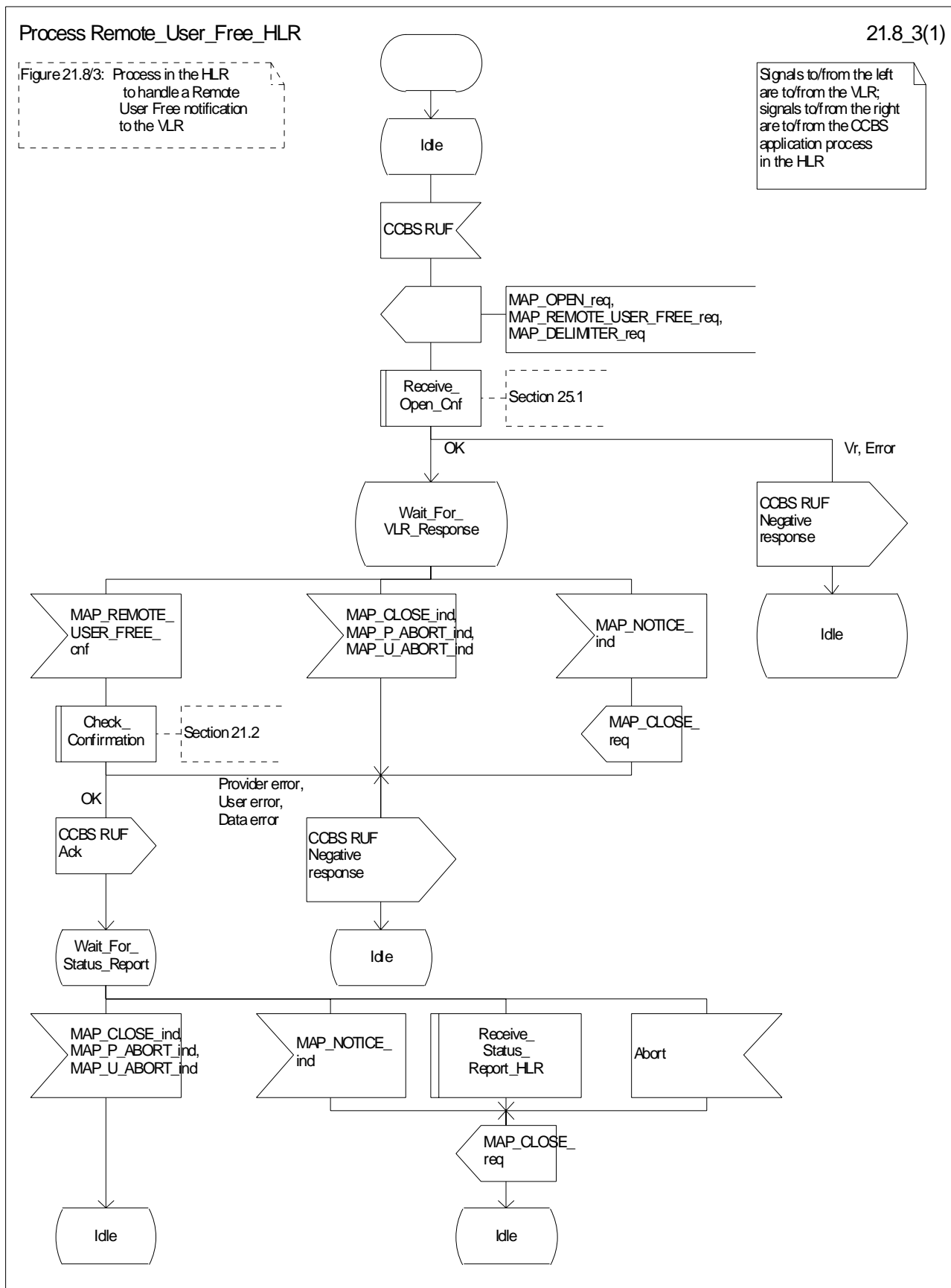


Figure 21.8/3: Process Remote\_User\_Free\_HLR

### 21.8.3 Process in the VLR for Remote User Free

The MAP process in the VLR to handle Remote User Free is shown in figure 21.8/4. The MAP process invokes a macro not defined in this subclause; the definitions of this macro can be found as follows:

Check\_Confirmation      see subclause 25.2.2;

#### **Successful outcome (Recall accepted)**

When the MAP process receives a MAP\_REMOTE\_USER\_FREE service indication, the VLR sends a CCBS RUF request to the CCBS application process in the VLR, and waits for a response. The request contains the parameters received in the MAP\_REMOTE\_USER\_FREE service indication.

If the CCBS application process in the VLR returns a positive response indicating "recall accepted", the MAP process constructs a MAP\_REMOTE\_USER\_FREE service response and a MAP\_DELIMITER service request, sends them to the VLR and waits for a CCBS Call Report message from the CCBS application process in the VLR. When the MAP process receives the CCBS Call Report from the CCBS application process in the VLR, it constructs a MAP\_STATUS\_REPORT service request and a MAP\_DELIMITER service request, sends them to the HLR and waits for a response. If the MAP process receives a MAP\_STATUS\_REPORT service confirm, the VLR calls the macro Check\_Confirmation. If this macro takes the OK exit, the MAP process sends a CCBS Call Report ack to the CCBS application process in the VLR and the MAP process terminates.

#### **Successful outcome (Recall not accepted)**

If the CCBS application process in the VLR returns a positive response indicating "recall not accepted", the MAP process constructs a MAP\_REMOTE\_USER\_FREE service response and a MAP\_CLOSE service request, sends them to the HLR and terminates.

#### **Negative response from VLR CCBS application process**

If the CCBS application process in the VLR returns a negative response, the MAP process constructs a MAP\_REMOTE\_USER\_FREE service response containing the appropriate error and a MAP\_CLOSE service request, sends them to the HLR and terminates.

#### **Failure of dialogue with the HLR**

When waiting for a response or a call result from the CCBS application process in the VLR, the MAP process may receive a MAP\_CLOSE service indication, a MAP\_U\_ABORT service indication or a MAP\_P\_ABORT service indication from the co-ordinating process, in which case the MAP process terminates.

When waiting for a call result from the CCBS application process in the VLR, the MAP process may receive a MAP\_NOTICE indication from the co-ordinating process, in which case the MAP process constructs a MAP\_CLOSE service request, sends it to the co-ordinating process and terminates.

When waiting for a response from the HLR, the MAP process may receive a MAP\_CLOSE indication, a MAP\_U\_ABORT indication or a MAP\_P\_ABORT indication from the co-ordinating process, in which case the MAP process sends a CCBS Call Report negative response to the CCBS application process in the VLR and terminates.

When waiting for a response from the HLR, the MAP process may receive a MAP\_NOTICE indication from the co-ordinating process, in which case the MAP process constructs a MAP\_CLOSE service request, sends it to the co-ordinating process, sends a CCBS Call Report negative response to the CCBS application process in the VLR and terminates.

#### **Error in MAP\_STATUS\_REPORT confirm**

If the MAP\_STATUS\_REPORT service confirm contains a user error or a provider error, the MAP process sends a CCBS Call Report negative response to the CCBS application process in the VLR and terminates.

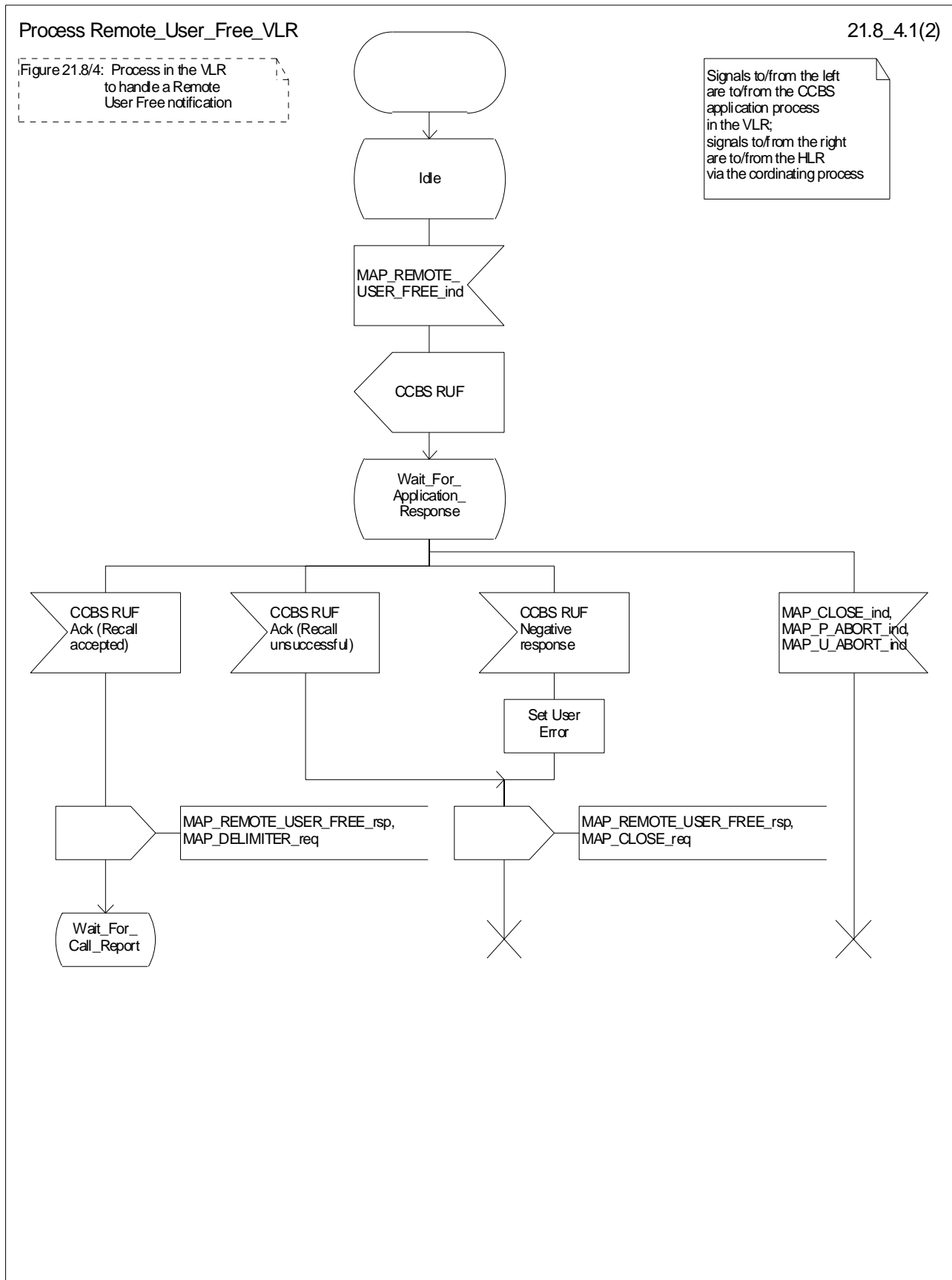


Figure 21.8/4 (sheet 1 of 2): Process Remote\_User\_Free\_VLR

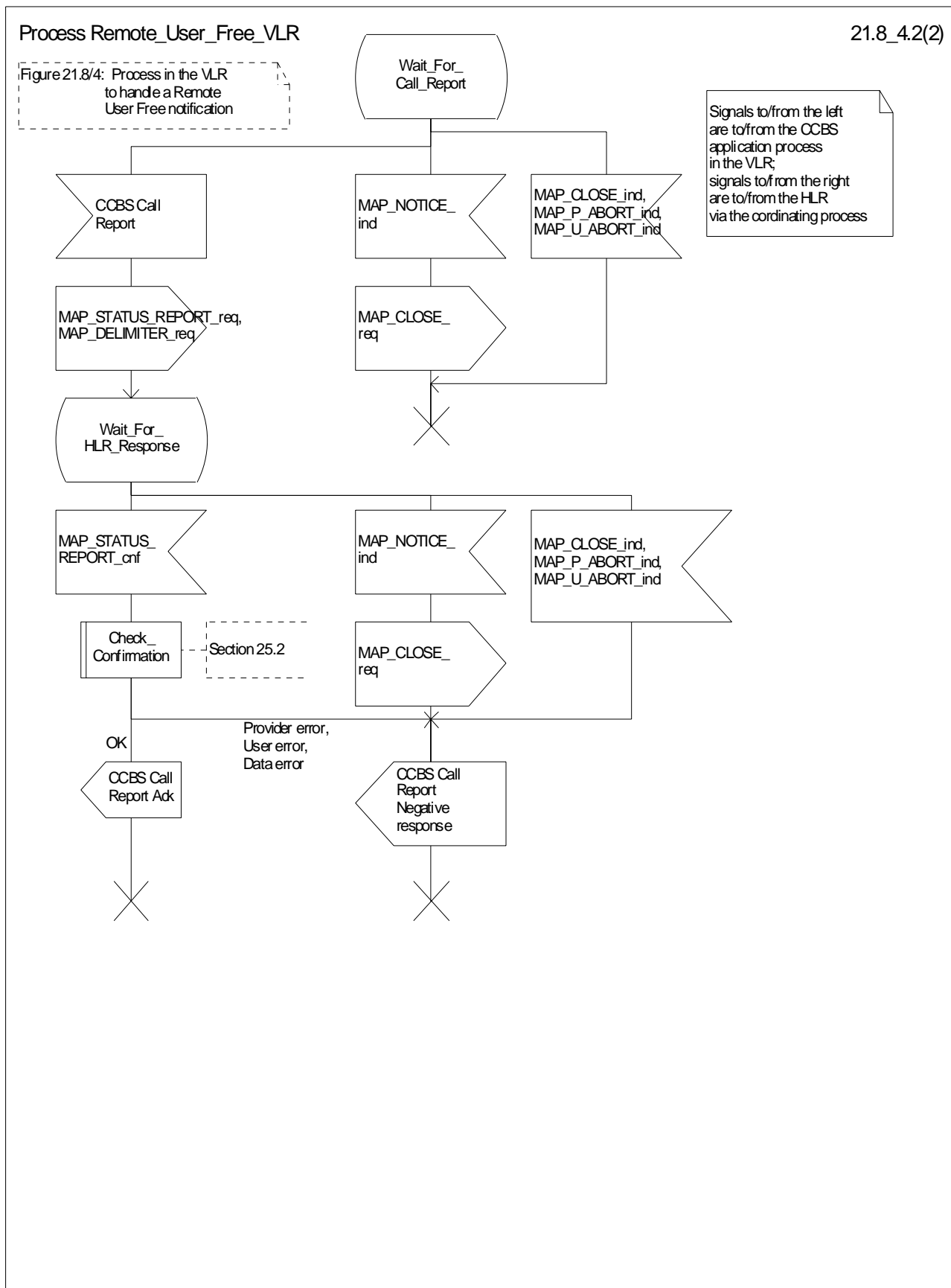


Figure 21.8/4 (sheet 2 of 2): Process Remote\_User\_Free\_VLR

## 22 Supplementary services procedures

The following application contexts exist for handling of supplementary services:

- accessUnstructuredSsContext;
- accessFunctionalSsContext.

The accessUnstructuredSsContext refers to a simple MAP users, for which the corresponding MAP process can be identified by the MAP-Provider directly.

However, the accessFunctionalSsContext refers to a complex MAP-User consisting of several processes. For this user, a process co-ordinator is defined for each network entity, in order to identify the correct process to invoke. These processes open and validate the dialogue, then invoke the necessary operation-specific process. These processes are described below.

### 22.1 Functional supplementary service processes

#### 22.1.1 Functional supplementary service process co-ordinator for MSC

Upon receipt of a CM-Service request with CM-service type = SS, the MSC initiates the process access request procedure towards the VLR as described in clause 25 of the present document.

Once a CM connection is established, the MSC can handle supplementary service indications from the MS. Table 22.1/1 shows the co-ordinating process' reaction on receipt of specific SS service indications on the air interface. After the relevant process is invoked, the received air interface service indication is sent to that process. The creation of service requests on the basis of air interface messages is described in GSM 09.11.

**Table 22.1/1: Relationship between received service indication and invoked process in the MSC**

Service indication received	Process invoked
A_REGISTER_SS_ind	REGISTER_SS_MSC
A_ERASE_SS_ind	ERASE_SS_MSC
A_ACTIVATE_SS_ind	ACTIVATE_SS_MSC
A_DEACTIVATE_SS_ind	DEACTIVATE_SS_MSC
A_INTERROGATE_SS_ind	INTERROGATE_SS_MSC
A_REGISTER_PASSWORD	REGISTER_PASSWORD_MSC

Figure 22.1/1 shows the co-ordinating process in the MSC.

Process SS\_Coordinator\_MSC

22.1\_1(1)

Figure 22.1/1: Supplementary Service Coordination process in the MSC, to identify which functional supplementary service process shall be invoked.

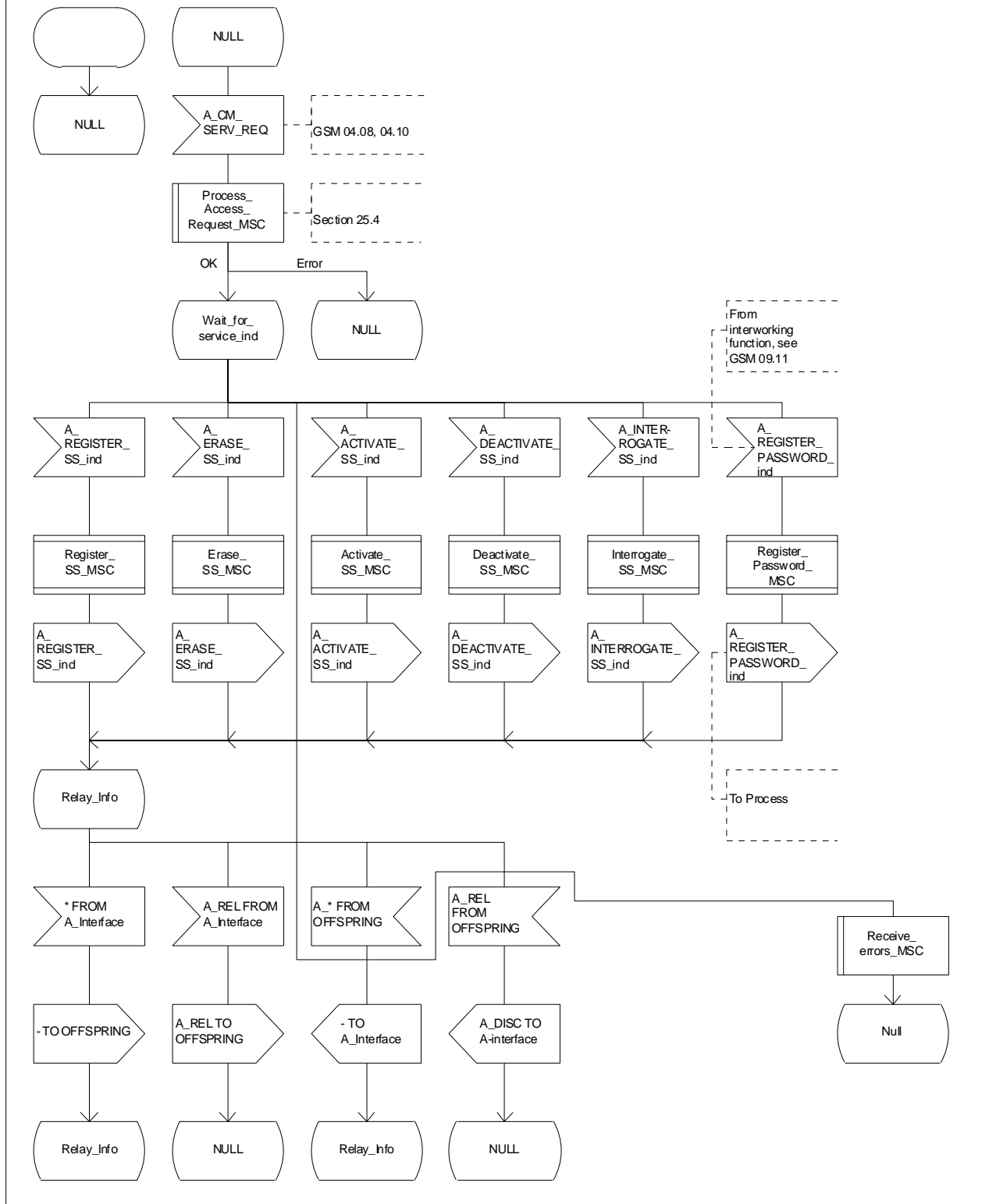


Figure 22.1/1: Process SS\_Coordinator\_MSC



## 22.1.2 Functional supplementary service process co-ordinator for VLR

Any functional SS process in the VLR starts by the VLR receiving the MAP\_PROCESS\_ACCESS\_REQUEST indication. The VLR then acts as described in clause 25 of the present document.

If the Process Access Request was successful, the VLR can handle supplementary service indications from the MSC. Table 22.1/2 shows the co-ordinating process' reaction on receipt of specific SS service indications from the MSC. After the relevant process is invoked, the received service indication is sent to that process, and the co-ordinating process terminates.

**Table 22.1/2: Relationship between received service indication and invoked process in the VLR**

<b>Service indication received</b>	<b>Process invoked</b>
MAP_REGISTER_SS_ind	REGISTER_SS_VLR
MAP_ERASE_SS_ind	ERASE_SS_VLR
MAP_ACTIVATE_SS_ind	ACTIVATE_SS_VLR
MAP_DEACTIVATE_SS_ind	DEACTIVATE_SS_VLR
MAP_INTERROGATE_SS_ind	INTERROGATE_SS_VLR
MAP_REGISTER_PASSWORD	REGISTER_PASSWORD_VLR

Figure 22.1/2 shows the co-ordinating process in the VLR.

Process SS\_Coordinator\_VLR

22.1\_2.1(2)

Figure 22.1/2: Supplementary Service Coordination process in the VLR, to open and process the access request from the MSC, and then identify which functional supplementary service process shall be invoked.

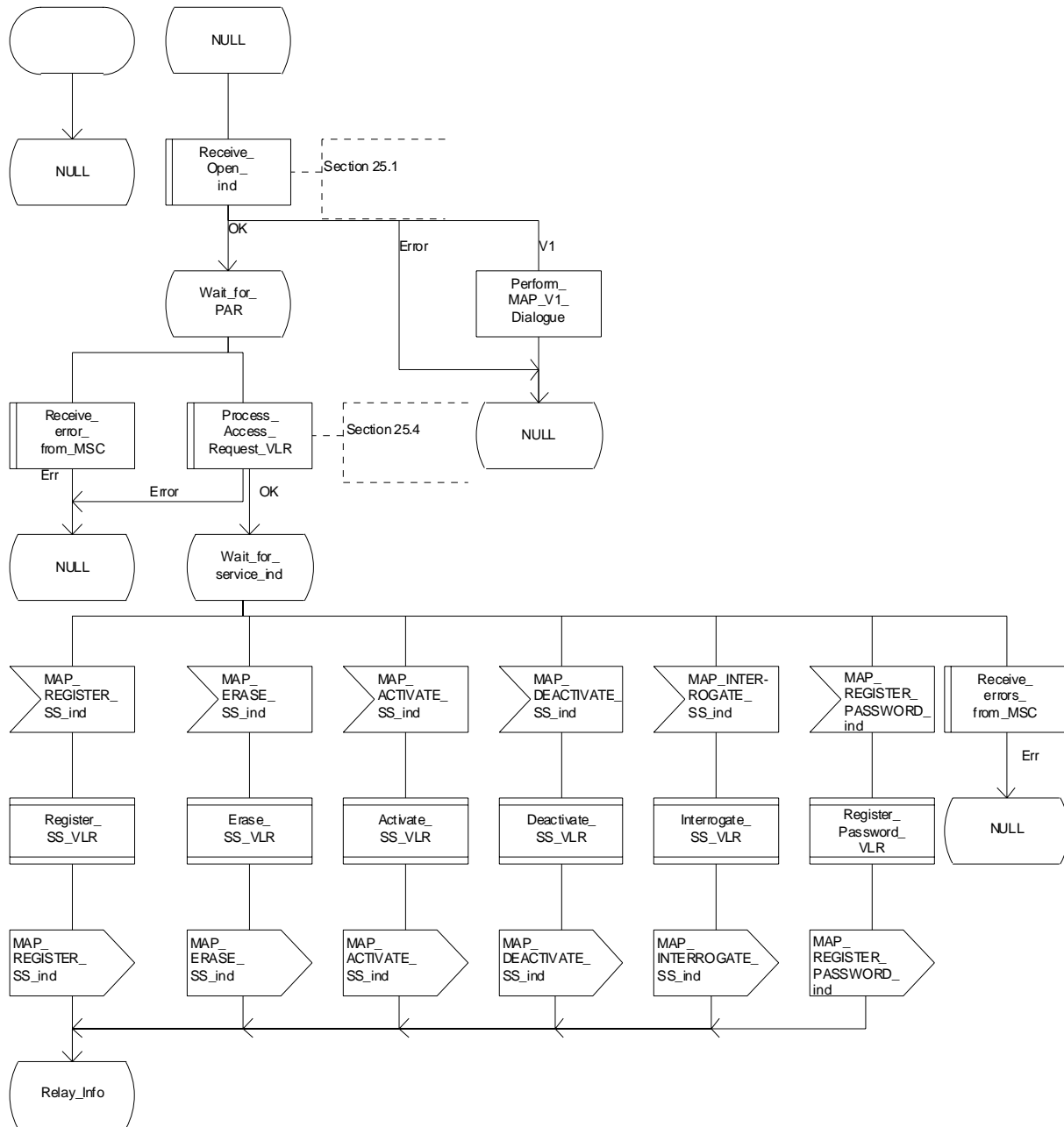


Figure 22.1/2 (sheet 1 of 2): Process SS\_Coordinator\_VLR

Process SS\_Coordinator\_VLR

22.1\_2.2(2)

Figure 22.1/2: Supplementary Service Coordination process in the VLR, to open and process the access request from the MSC, and then identify which functional supplementary service process shall be invoked.

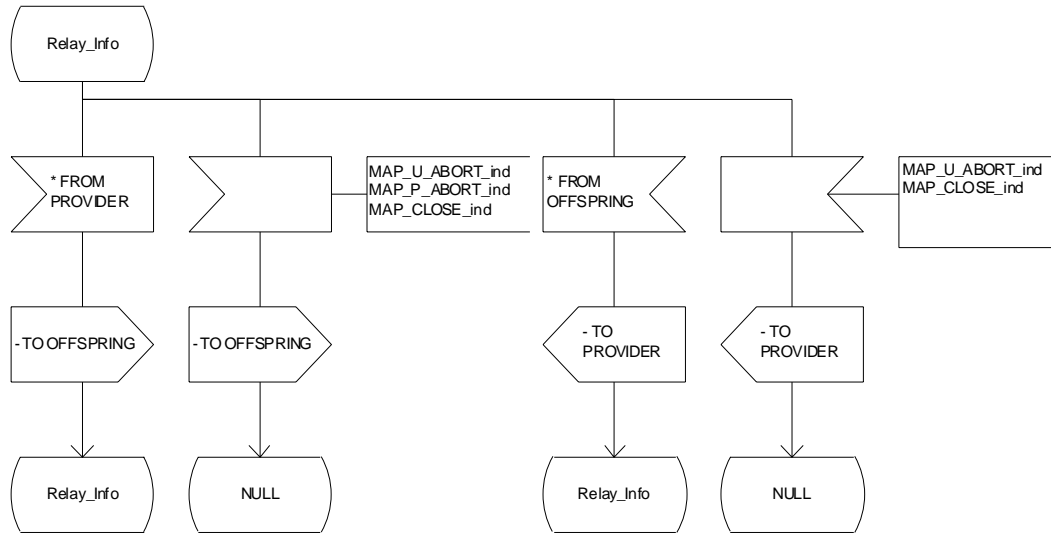


Figure 22.1/2 (sheet 2 of 2): Process SS\_Coordinator\_VLR

### 22.1.3 Functional supplementary service process co-ordinator for HLR

Any functional SS process in the HLR starts by the HLR receiving a MAP-OPEN service indication. If that service is successful, the HLR can handle supplementary service indications from the VLR. Table 22.1/3 shows the co-ordinating process' reaction on receipt of specific SS service indications from the VLR. After the relevant process is invoked, the received service indication is sent to that process, and the co-ordinating process terminates.

**Table 22.1/3: Relationship between received service indication and invoked process in the HLR.**

<b>Service indication received</b>	<b>Process invoked</b>
MAP_REGISTER_SS_ind	REGISTER_SS_HLR
MAP_ERASE_SS_ind	ERASE_SS_HLR
MAP_ACTIVATE_SS_ind	ACTIVATE_SS_HLR
MAP_DEACTIVATE_SS_ind	DEACTIVATE_SS_HLR
MAP_INTERROGATE_SS_ind	INTERROGATE_SS_HLR
MAP_REGISTER_PASSWORD	REGISTER_PASSWORD_HLR

Figure 22.1/3 shows the co-ordinating process in the HLR.

Process SS\_Coordinator\_HLR

22.1\_3.1(2)

Figure 22.1/3: Supplementary Service Coordination process in the HLR, to identify which functional supplementary service process shall be invoked.

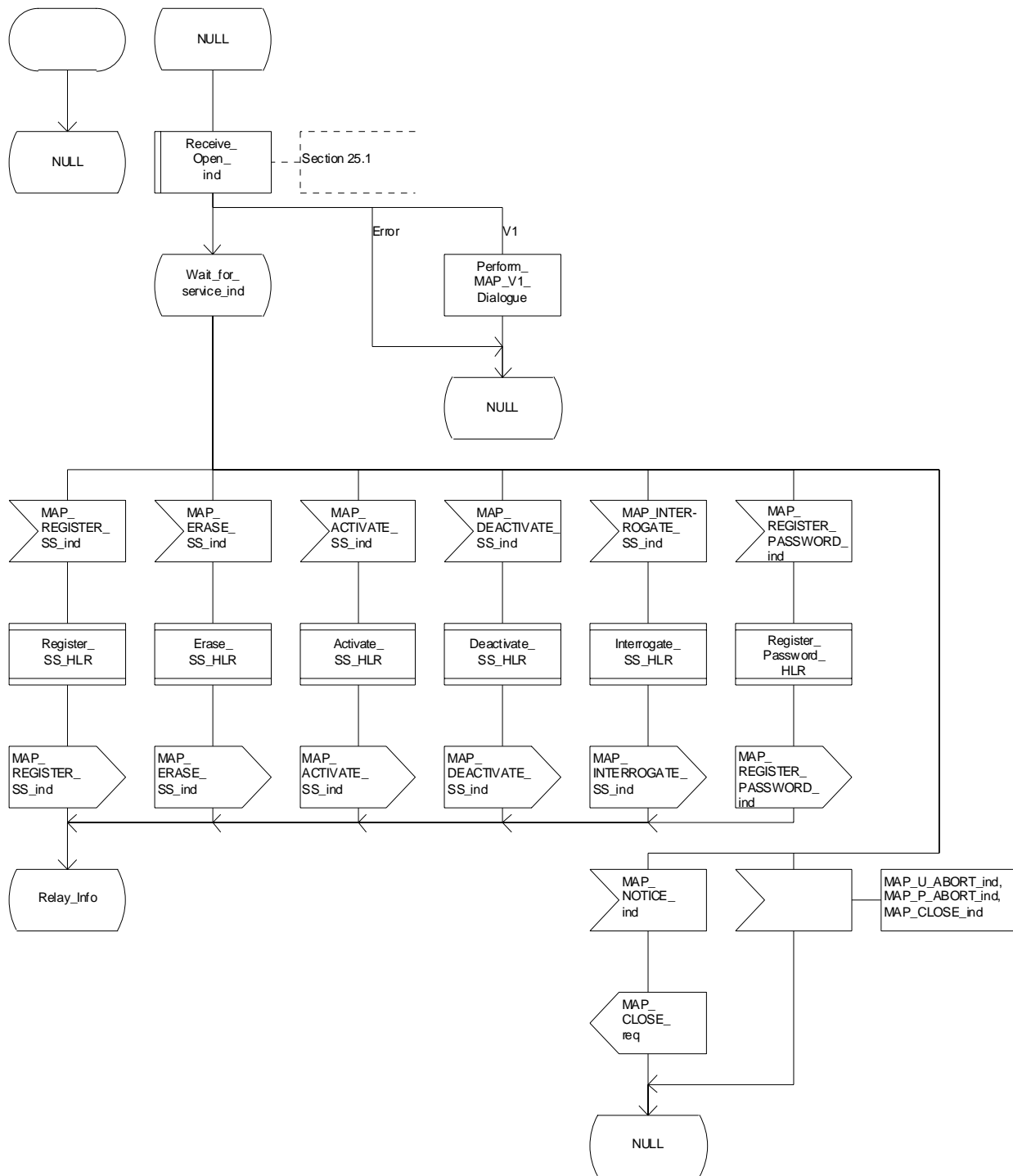


Figure 22.1/3 (sheet 1 of 2): Process SS\_Coordinator\_HLR

Process SS\_Coordinator\_HLR

22.1\_3.2(2)

Figure 22.1/3: Supplementary Service Coordination process in the HLR, to identify which functional supplementary service process shall be invoked.

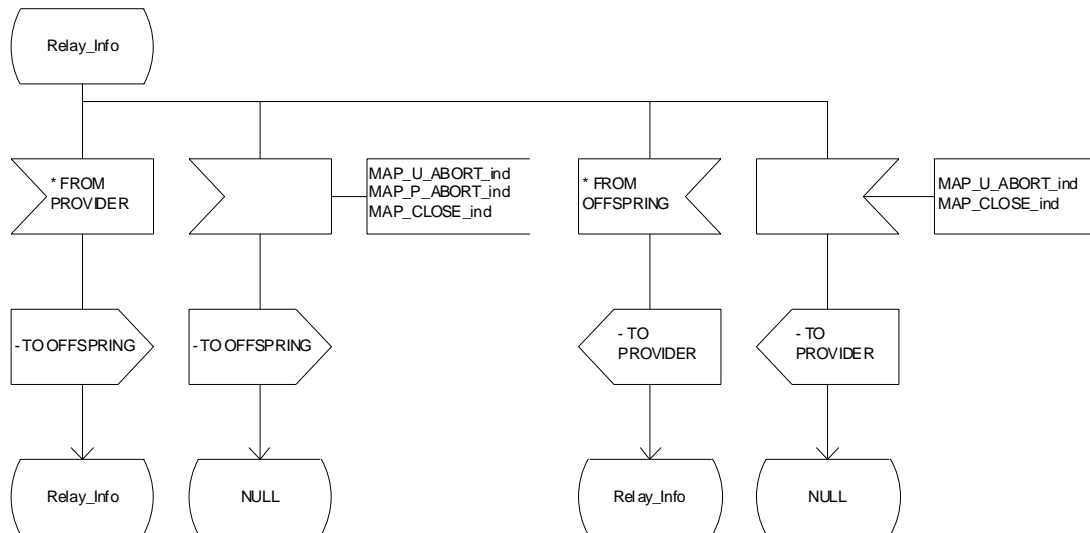


Figure 22.1/3 (sheet 2 of 2): Process SS\_Coordinator\_HLR

## 22.1.4 Call completion supplementary service process co-ordinator for HLR

The MAP co-ordinating process in the HLR to handle a dialogue opened with the callCompletion application context is shown in figure 22.1/4. The MAP process invokes a macro not defined in this subclause; the definition of this macro can be found as follows:

Receive\_Open\_Ind            see subclause 25.1.1.

Any call completion SS process in the HLR starts by the HLR receiving a MAP-OPEN service indication. If that service is successful, the HLR can handle call completion supplementary service indications from the VLR. Table 22.1/4 shows the co-ordinating process' reaction on receipt of specific call completion SS service indications from the VLR. After the relevant process is invoked, the received service indication is sent to that process.

**Table 22.1/4: Relationship between received service indication and invoked process in the HLR.**

Service indication received	Process invoked
MAP_REGISTER_CC_ENTRY_ind	REGISTER_CC_ENTRY_HLR
MAP_ERASE_CC_ENTRY_ind	ERASE_CC_ENTRY_HLR

After creation of the user process the Co-ordinator relays the messages between the MAP\_PM and the invoked process until a request or an indication for dialogue termination is received.

The Call\_Completion Co-ordinator is shown in figure 22.1/4.

Process CC\_Coord\_HLR

22.1\_4(1)

Figure 22.1/4: Coordinating process in the HLR to handle a dialogue opened with the AC CallCompletionContext

Signals to/from the left are to/from the VLR via the MAP provider; signals to/from the right are to/from the child process

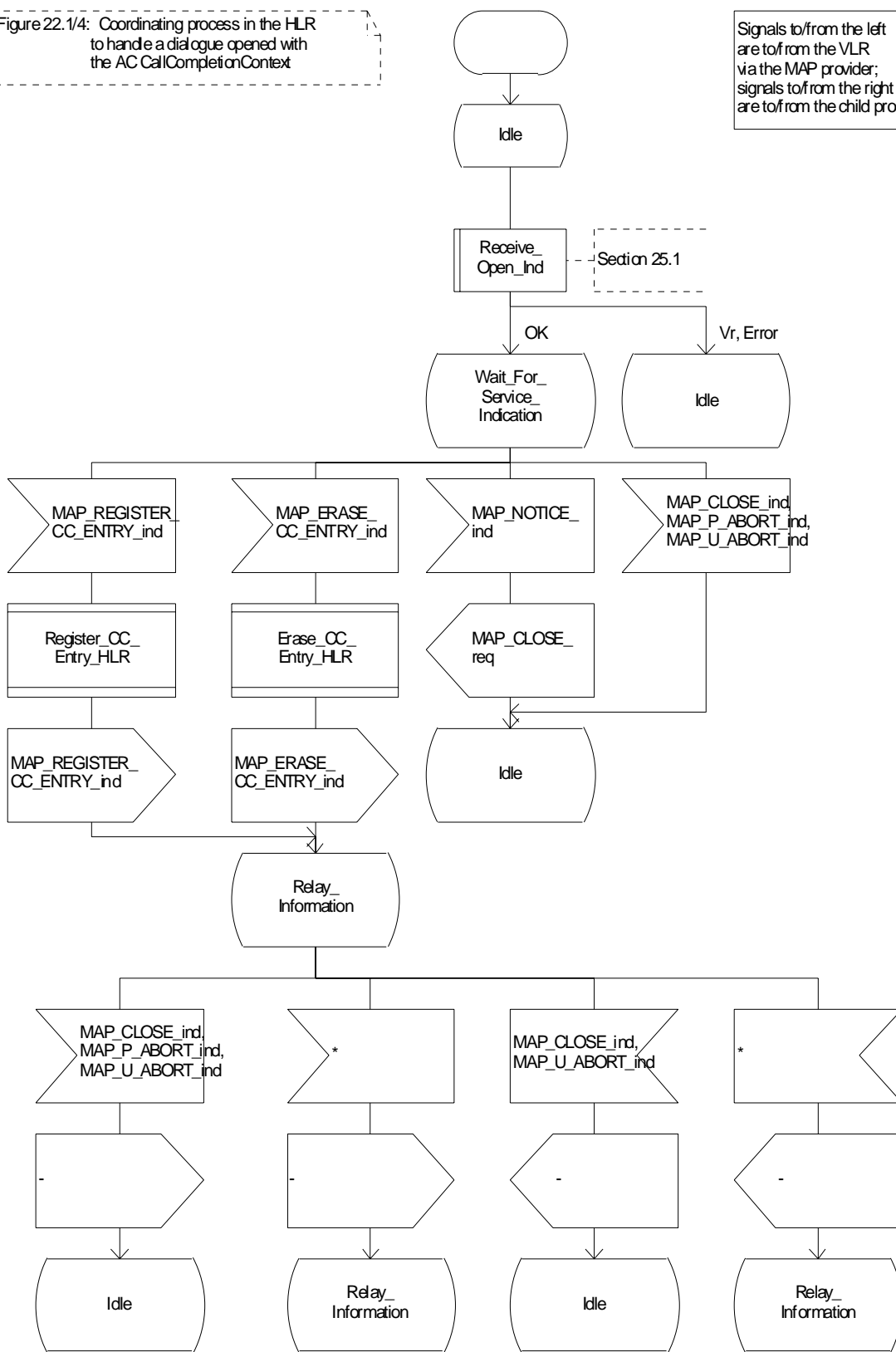


Figure 22.1/4: Process\_CC\_Coord\_HLR



## 22.2 Registration procedure

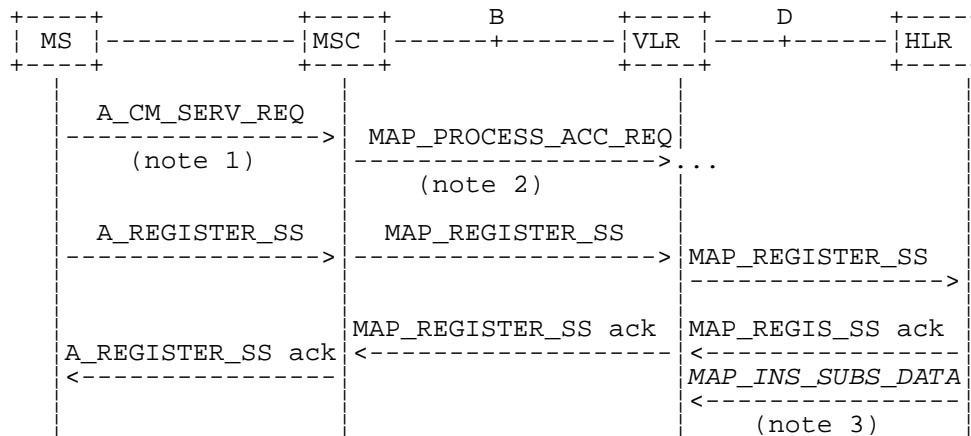
### 22.2.1 General

The registration procedure is used to register data related to a supplementary service in the HLR. The registration procedure is a fully transparent communication between the MS and the HLR, except that some services may be invoked as a result of the procedure, as described in the subclauses below.

The registration procedure is shown in figure 22.2.1/1.

The following services may be used:

- MAP\_PROCESS\_ACCESS\_REQUEST (defined in clauses 8 and 25);
- MAP\_TRACE\_SUBSCRIBER\_ACTIVITY (defined in clauses 9 and 25);
- MAP\_PROVIDE\_IMSI (defined in clauses 8 and 25);
- MAP\_FORWARD\_NEW\_TMSI (defined in clauses 8 and 25);
- MAP\_AUTHENTICATE (defined in clauses 8 and 25);
- MAP\_SET\_CIPHERING\_MODE (defined in clauses 8 and 25);
- MAP\_CHECK\_IMEI (defined in clauses 8 and 25);
- MAP\_READY\_FOR\_SM (defined in clauses 12 and 25);
- MAP\_INSERT\_SUBSCRIBER\_DATA (defined in clauses 8 and 25);
- MAP\_REGISTER\_SS (defined in clause 11).



NOTE 1: For details of the procedure on the radio path, see GSM 04.08, 04.10, 04.8x and 04.9x. Services shown in dotted lines indicate the trigger provided by the signalling on the radio path, and the signalling triggered on the radio path.

NOTE 2: For details on the Process Access Request procedure, please refer to clause 25 in the present document.

NOTE 3: Services printed in *italics* are optional.

**Figure 22.2.1/1: Interfaces and services for supplementary service registration**

## 22.2.2 Procedures in the MSC

### Supplementary service registration

The A\_REGISTER\_SS service indication received by the MAP user in the MSC contains the SS-Code and any parameters that are related to the supplementary service.

The MAP user transfers the received information to the VLR in the MAP\_REGISTER\_SS request without checking the contents of the service indication. Rules for the mapping are described in GSM 09.11.

The MSC then awaits the receipt of the MAP\_REGISTER\_SS confirm from the VLR. The outcome of the procedure is reported to the MS in the A\_REGISTER\_SS response message as described in GSM 04.8x, 04.9x and 09.11. Finally the SS-connection is released.

For call independent SS operations, each message shall only contain a single component. Messages which contain more than one component will be stopped at the air interface (as specified in GSM 09.11).

### Error handling

If at any time during the supplementary service part of this procedure a MAP\_P\_ABORT, MAP\_U\_ABORT, MAP\_NOTICE or unexpected MAP\_CLOSE indication is received from the VLR concerning the process, a CM\_RELEASE\_COMPLETE indication is sent to the MS (as specified in GSM 09.11). Upon receipt of a MAP\_NOTICE indication from the VLR, the MSC must close the VLR dialogue by sending a MAP\_CLOSE request. The process is then terminated.

If an A\_CM\_RELEASE indication is received from the MS, all open transactions shall be released using the MAP\_U\_ABORT request indicating application procedure cancellation, and the process is terminated.

The registration procedure in the MSC is shown in figure 22.2.2/1.

Process SS\_REGISTER\_MSC

22.2.2\_1(1)

Figure 22.2.2/1 : Mobile initiated registration of supplementary service in the MSC

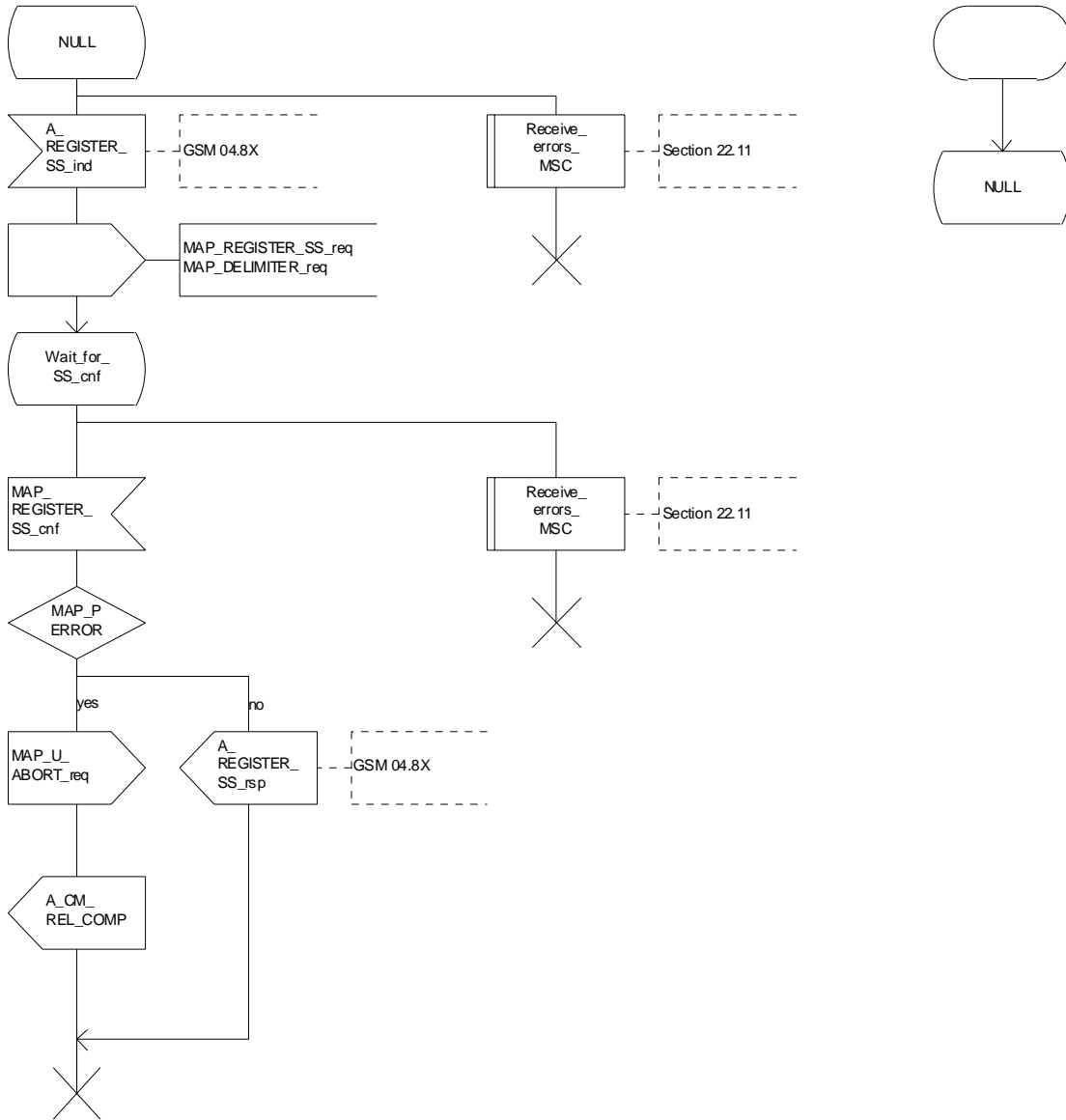


Figure 22.2.2/1: Procedure SS\_Register\_MSC

## 22.2.3 Procedures in the VLR

### Supplementary service registration

When receiving the MAP\_REGISTER\_SS indication, the MAP user in the VLR transfers the information to the HLR in the MAP\_REGISTER\_SS request without checking the contents of the service indication.

The VLR then awaits the receipt of the MAP\_REGISTER\_SS confirm from the HLR. The MAP user in the VLR shall transfer the information contained in this primitive to the MSC in the MAP\_REGISTER\_SS response without checking its contents.

For call independent SS operations, each message shall only contain a single component. Messages which contain more than one component will be stopped at the air interface (as specified in GSM 09.11).

### Error handling

If at any time during this procedure a MAP\_P\_ABORT, MAP\_U\_ABORT, MAP\_NOTICE or unexpected MAP\_CLOSE indication is received from the MSC concerning the process, a MAP\_U\_ABORT request indicating application procedure cancellation is sent to the HLR (if a connection exists). If a MAP\_NOTICE indication was received from the MSC, that dialogue must be closed by sending a MAP\_CLOSE request towards the MSC. The process is terminated.

If a MAP\_P\_ABORT, MAP\_U\_ABORT or MAP\_CLOSE indication is received from the HLR, a MAP\_U\_ABORT request shall be sent to the MSC terminating the process. If a MAP\_NOTICE indication was received from the HLR, that dialogue must be closed by sending a MAP\_CLOSE request towards the HLR. The process terminates.

The registration procedure in the VLR is shown in figure 22.2.3/1.

Process SS\_REGISTER\_VLR

22.2.3\_1.1(2)

Figure 22.2.3/1: Mobile initiated registration of supplementary services in the VLR

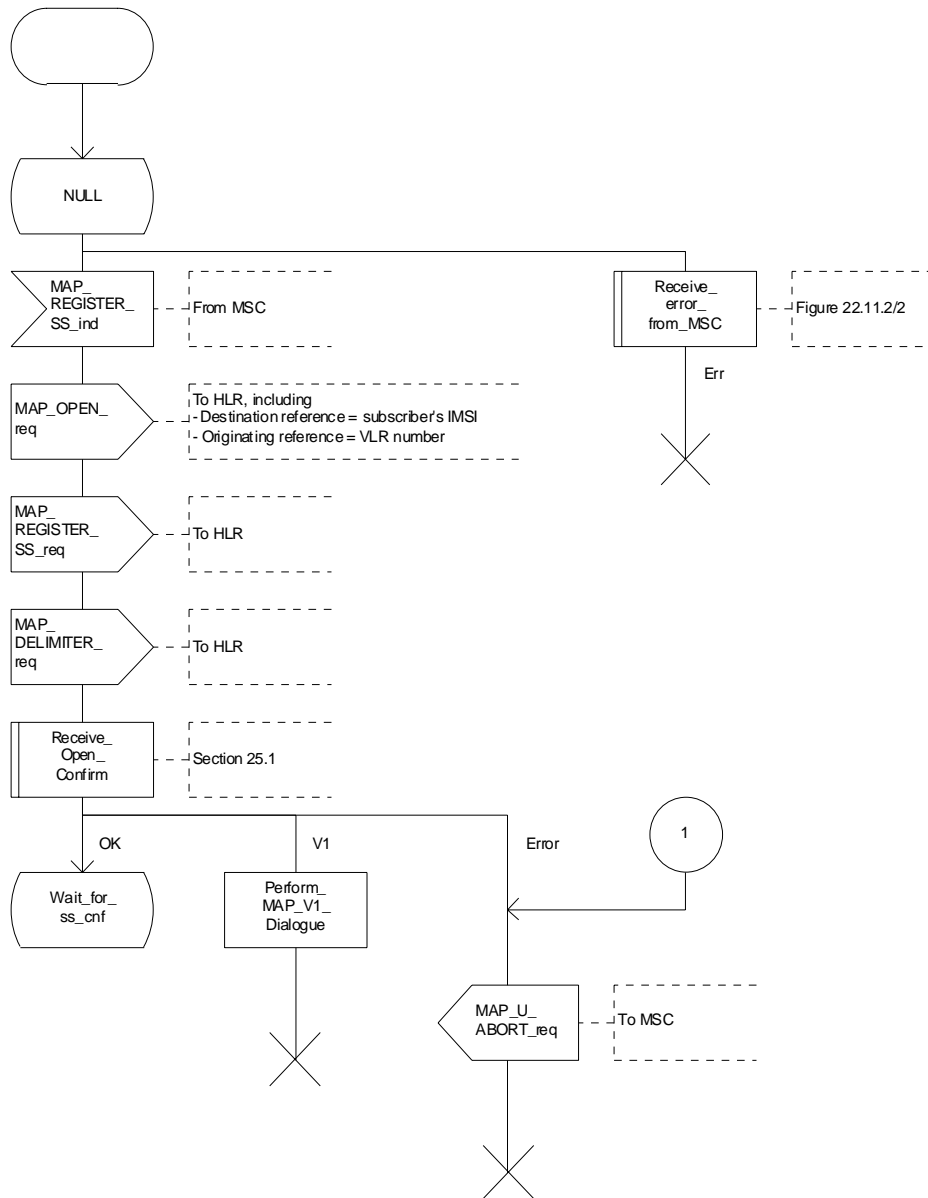


Figure 22.2.3/1 (sheet 1 of 2): Procedure SS\_Register\_VLR

Process SS\_REGISTER\_VLR

22.2.3\_1.2(2)

Figure 22.2.3/1: Mobile initiated registration of supplementary services in the VLR

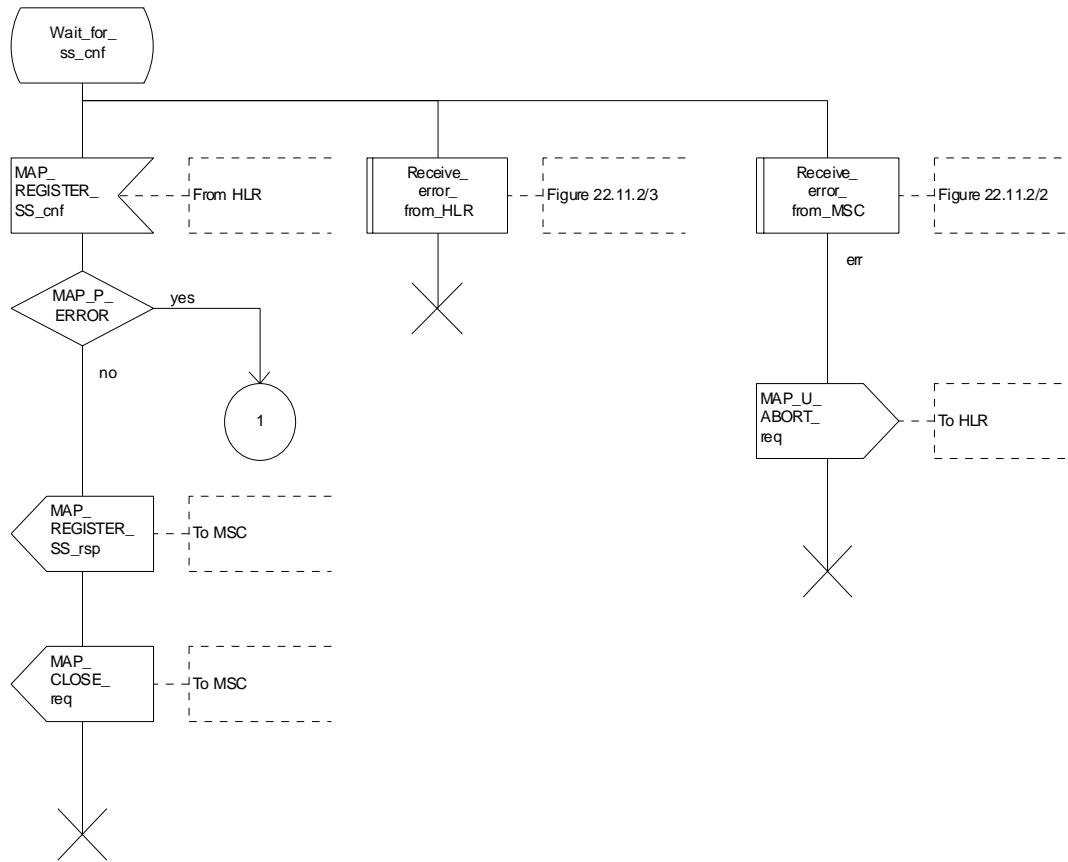


Figure 22.2.3/1 (sheet 2 of 2): Procedure SS\_Register\_VLR

## 22.2.4 Procedures in the HLR

The procedure in the HLR is initiated when it receives a MAP\_REGISTER\_SS indication.

The HLR acts as follows:

- if the operator has barred the subscriber from access to supplementary services, the Call Barred error should be returned to the VLR. The parameter "operatorBarring" shall be included with the error.

The supplementary service request shall then be processed according to GSM 03.11 and the 03.8x and 03.9x-series of technical specifications. This handling may lead to either a successful result, a partially successful result, or an error being returned.

For call independent SS operations, each message shall only contain a single component. Messages which contain more than one component will be stopped at the air interface (as specified in GSM 09.11):

- if the VLR is to be updated after the supplementary service registration, the MAP\_INSERT\_SUBS\_DATA\_HLR process shall be initiated;
- if at any time during this procedure a MAP\_P\_ABORT, MAP\_U\_ABORT or MAP\_CLOSE indication concerning the process is received from the VLR, the process is terminated. If a MAP\_NOTICE indication is received, a MAP\_CLOSE request indicating sent towards the VLR.

The registration procedure in the HLR is shown in figure 22.2.4/1.

Process SS\_REGISTER\_HLR

22.2.4\_1.1(2)

Figure 22.2.4/1: Registration of supplementary services procedure in HLR

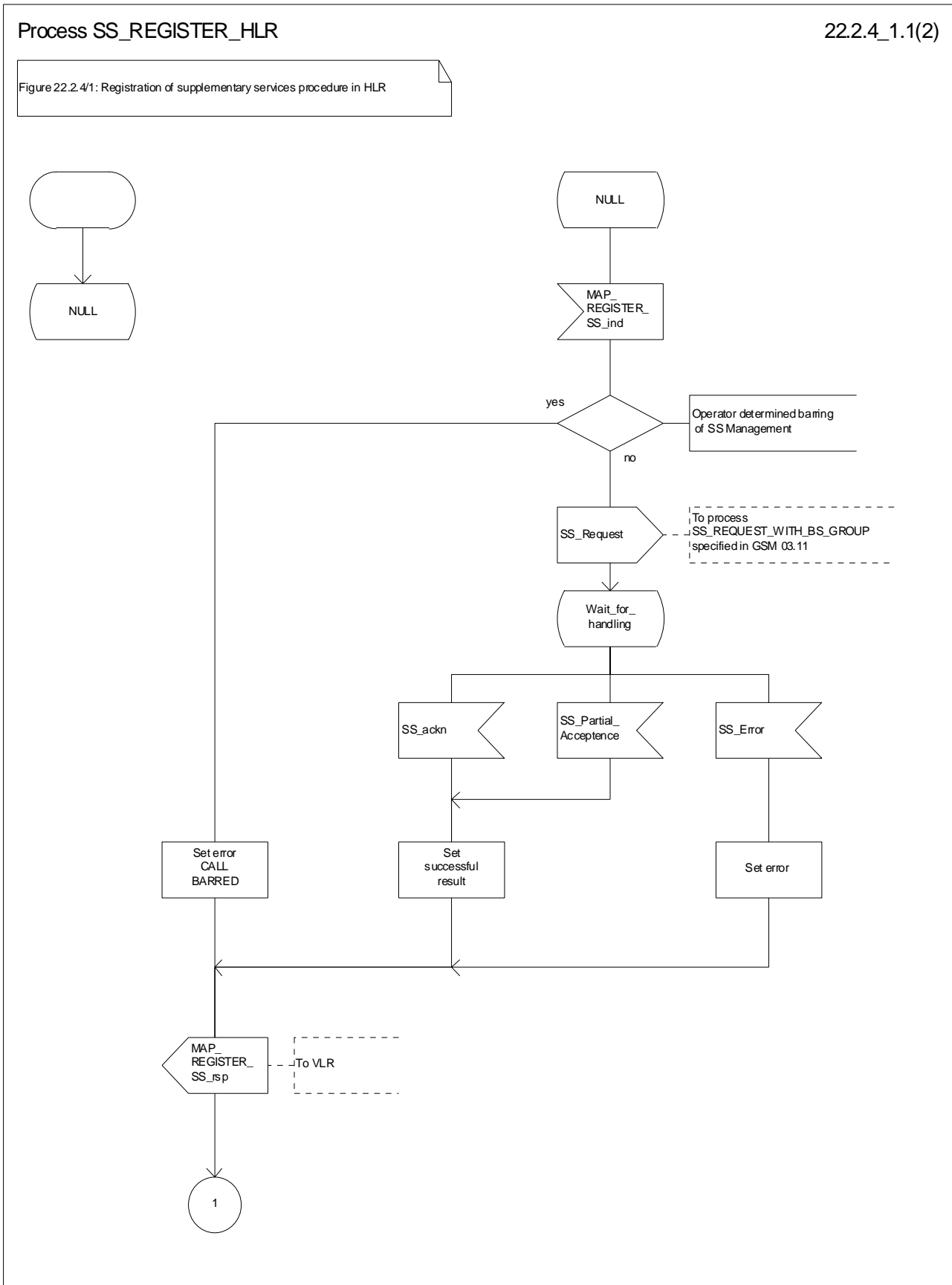


Figure 22.2.4/1 (sheet 1 of 2): Procedure SS\_Register\_HLR



Process SS\_REGISTER\_HLR

22.2.4\_1.2(2)

Figure 22.2.4/1: Registration of supplementary services procedure in HLR

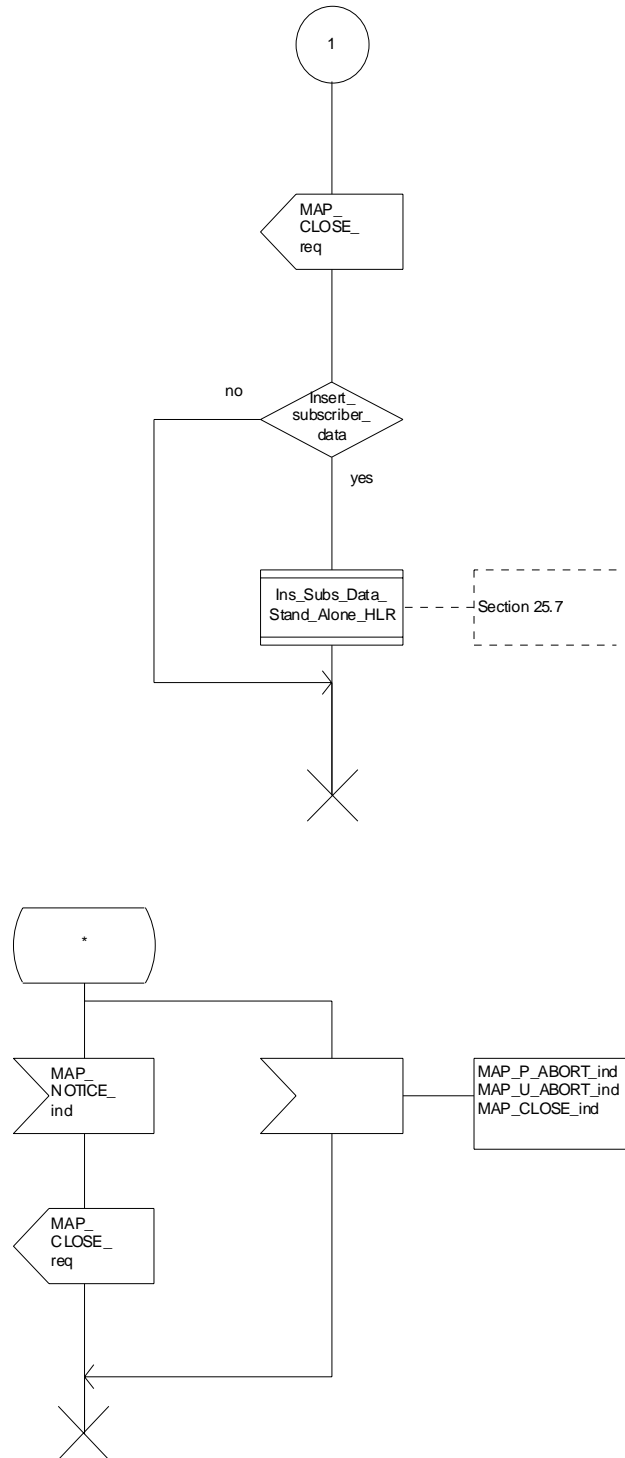


Figure 22.2.4/1 (sheet 2 of 2): Procedure SS\_Register\_HLR

## 22.3 Erasure procedure

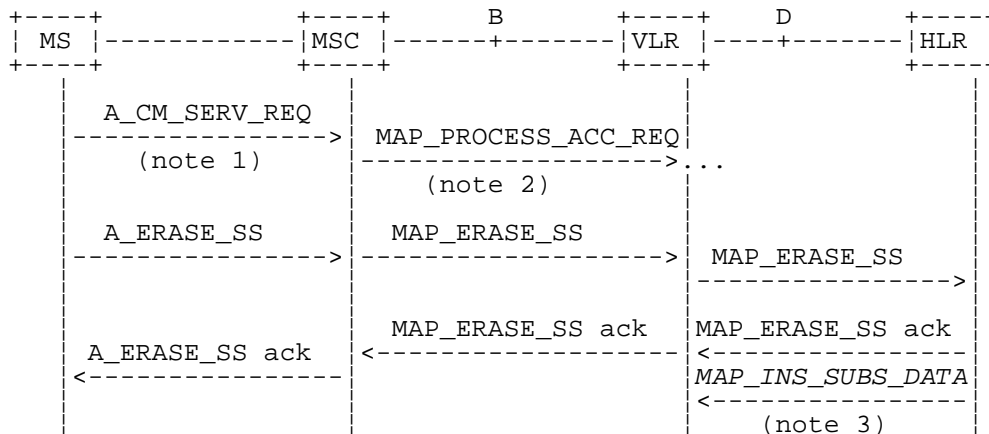
### 22.3.1 General

The erasure procedure is used to erase data related to a supplementary service in the HLR. The erasure procedure is a fully transparent communication between the MS and the HLR, except that some services may be invoked as a result of the procedure, as described in the subclauses below.

The erasure procedure is shown in figure 22.3.1/1.

The following services may be used:

- MAP\_PROCESS\_ACCESS\_REQUEST (defined in subclauses 8 and 25);
- MAP\_TRACE\_SUBSCRIBER\_ACTIVITY (defined in clauses 9 and 25);
- MAP\_PROVIDE\_IMSI (defined in clauses 8 and 25);
- MAP\_FORWARD\_NEW\_TMSI (defined in clauses 8 and 25);
- MAP\_AUTHENTICATE (defined in clauses 8 and 25);
- MAP\_SET\_CIPHERING\_MODE (defined in clauses 8 and 25);
- MAP\_CHECK\_IMEI (defined in clauses 8 and 25);
- MAP\_READY\_FOR\_SM (defined in clauses 12 and 25);
- MAP\_INSERT\_SUBSCRIBER\_DATA (defined in clauses 8 and 25);
- MAP\_ERASE\_SS (defined in clause 11).



NOTE 1: For details of the procedure on the radio path, see GSM 04.08, 04.10, 04.8x and 04.9x. Services shown in dotted lines indicate the trigger provided by the signalling on the radio path, and the signalling triggered on the radio path.

NOTE 2: For details on the Process Access Request procedure, please refer to clause 25 in the present document.

NOTE 3: Services printed in *italics* are optional.

**Figure 22.3.1/1: Interfaces and services for supplementary service erasure**

### 22.3.2 Procedures in the MSC

The MSC procedures for erasure are identical to those specified for registration in subclause 22.2.2. The text and diagrams in subclause 22.2.2 apply with all references to registration changed to erasure.

### 22.3.3 Procedures in the VLR

The VLR procedures for erasure are identical to those specified for registration in subclause 22.2.3. The text and diagrams in subclause 22.2.3 apply with all references to registration changed to erasure.

### 22.3.4 Procedures in the HLR

The HLR procedure for erasure is identical to those specified for registration in subclause 22.2.4. The text and diagrams in subclause 22.2.4 apply with all references to registration changed to erasure.

## 22.4 Activation procedure

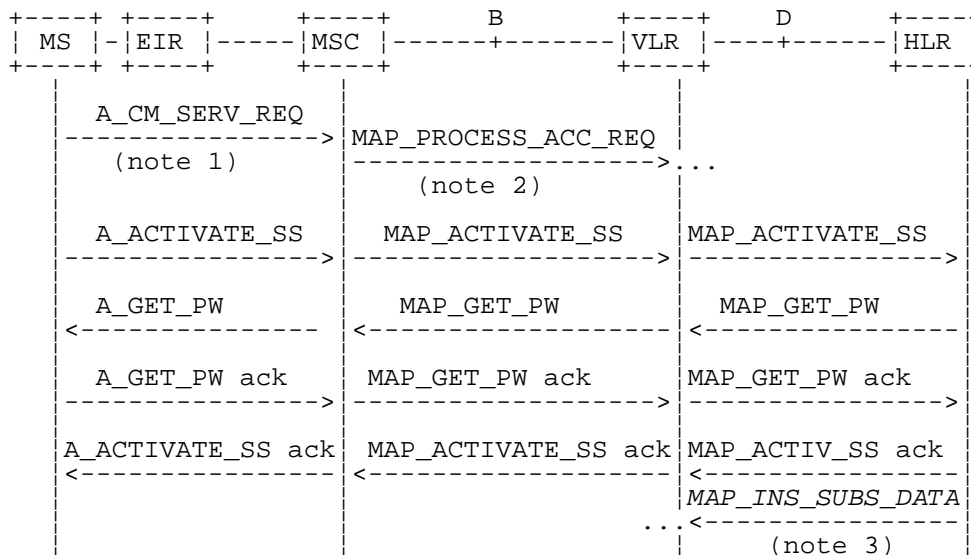
### 22.4.1 General

The activation procedure is used to activate a supplementary service in the HLR. The activation procedure is a fully transparent communication between the MS and the HLR, except that some services may be invoked as a result of the procedure, as described in the subclauses below.

The activation procedure is shown in figure 22.4.1/1.

The following services may be used:

MAP_PROCESS_ACCESS_REQUEST	(defined in clauses 8 and 25);
MAP_TRACE_SUBSCRIBER_ACTIVITY	(defined in clauses 9 and 25);
MAP_PROVIDE_IMSI	(defined in clauses 8 and 25);
MAP_FORWARD_NEW_TMSI	(defined in clauses 8 and 25);
MAP_AUTHENTICATE	(defined in clauses 8 and 25);
MAP_SET_CIPHERING_MODE	(defined in clauses 8 and 25);
MAP_CHECK_IMEI	(defined in clauses 8 and 25);
MAP_READY_FOR_SM	(defined in clauses 12 and 25);
MAP_GET_PASSWORD	(defined in clause 11);
MAP_INSERT_SUBSCRIBER_DATA	(defined in clauses 8 and 25);
MAP_ACTIVATE_SS	(defined in clause 11).



NOTE 1: For details of the procedure on the radio path, see GSM 04.08, 04.10, 04.8x and 04.9x. Services shown in dotted lines indicate the trigger provided by the signalling on the radio path, and the signalling triggered on the radio path.

NOTE 2: For details on the Process Access Request procedure, please refer to clause 25 of this document.

NOTE 3: Services printed in italics are optional.

**Figure 22.4.1/1: Interfaces and services for supplementary service activation**

## 22.4.2 Procedures in the MSC

The A\_ACTIVATE\_SS service indication received by the MAP user in the MSC contains the SS-Code and any parameters related to the supplementary service.

The MSC transfers the received information to the VLR in the MAP\_ACTIVATE\_SS request without checking the contents of the service indication. Rules for the mapping are described in GSM 09.11.

The MAP user may subsequently receive the MAP\_GET\_PASSWORD indication from the VLR. Upon receipt of this indication, the MSC sends the A\_GET\_PASSWORD message towards the MS and then awaits the response from the MS. When an A\_GET\_PASSWORD confirm message is received from the MS, the MSC initiates the MAP\_GET\_PASSWORD response towards the VLR without checking further the contents of the indication. Also see GSM 09.11.

The MSC will receive a MAP\_ACTIVATE\_SS confirm from the VLR. The outcome of the procedure is reported to the MS in the A\_ACTIVATE\_SS response message, see GSM 04.8x, 04.9x and 09.11. Finally the SS connection is released.

For call independent SS operations, each message shall only contain a single component. Messages which contain more than one component will be stopped at the air interface (as specified in GSM 09.11).

The handling of MAP\_P\_ABORT, MAP\_U\_ABORT, MAP\_NOTICE and unexpected MAP\_CLOSE or A\_CM\_RELEASE in this procedure is identical to the handling in the Registration procedure in the MSC, see subclause 22.2.2 of the present document.

The activation procedure in the MSC is shown in figure 22.4.2/1.

### Process ACTIVATE\_SS\_MSC

22.4.2\_1(1)

Figure 22.4.2/1: Mobile initiated activation of supplementary service in the MSC

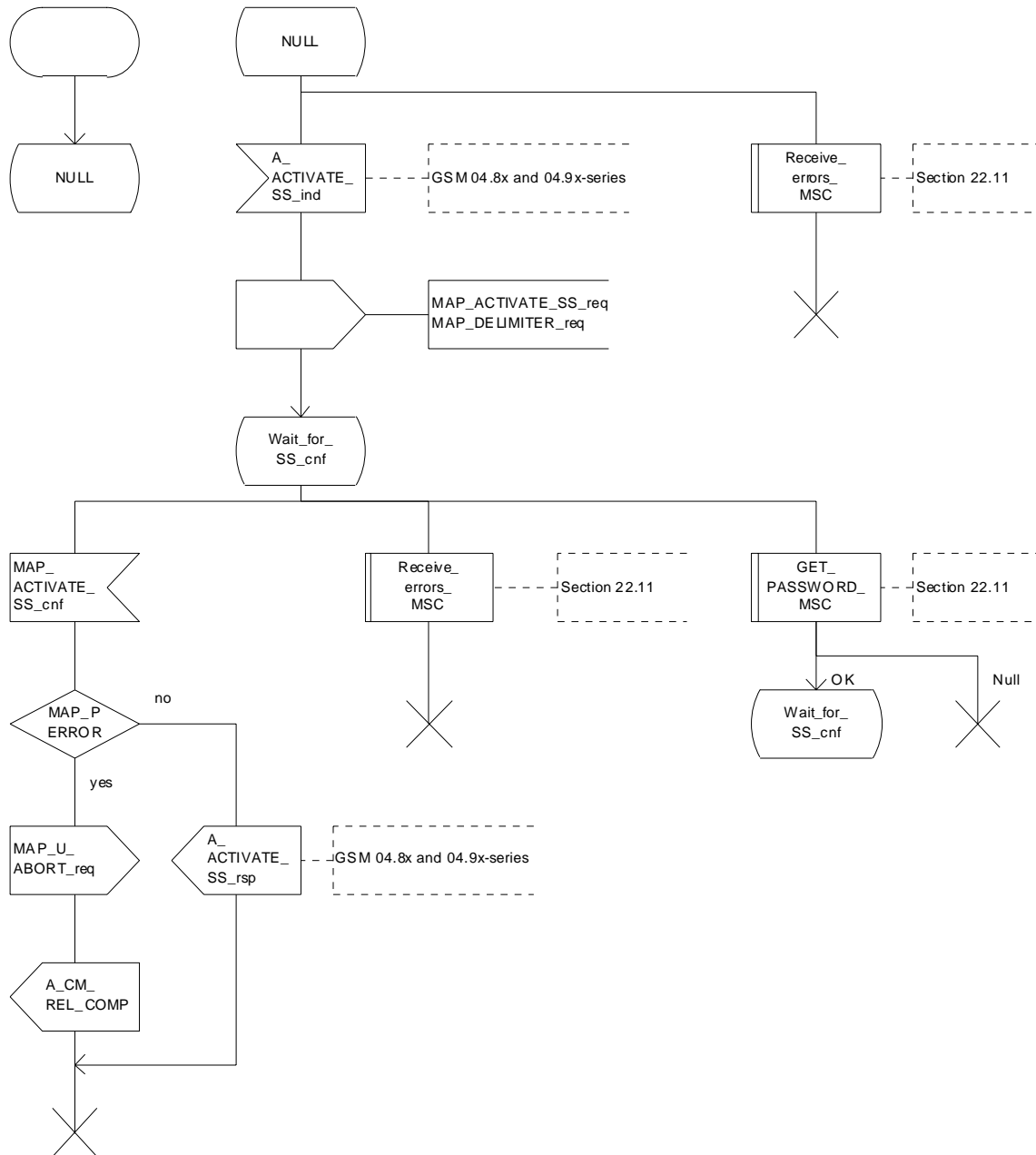


Figure 22.4.2/1: Procedure Activate\_SS\_MSC

## 22.4.3 Procedures in the VLR

### Supplementary service activation

When receiving the MAP\_ACTIVATE\_SS indication, the MAP user in the VLR transfers the information to the HLR in the MAP\_ACTIVATE\_SS request without checking the contents of the service indication.

The VLR may then receive the MAP\_GET\_PASSWORD indication. This information is transferred to the MSC in the MAP\_GET\_PASSWORD request. If a MAP\_GET\_PASSWORD confirm primitive is received from the MSC, the VLR initiates the MAP\_GET\_PASSWORD response towards the HLR.

The VLR will receive the MAP\_ACTIVATE\_SS confirm from the HLR. The MAP user in the VLR shall transfer the information contained in this primitive to the MSC in the MAP\_ACTIVATE\_SS response without checking its contents.

For call independent SS operations, each message shall only contain a single component. Messages which contain more than one component will be stopped at the air interface (as specified in GSM 09.11).

### Error handling

The handling of MAP\_P\_ABORT, MAP\_U\_ABORT, MAP\_NOTICE and unexpected MAP\_CLOSE in this procedure is identical to the handling in the Registration procedure in the VLR, see subclause 22.2.3 of the present document.

The activation procedure in the VLR is shown in figure 22.4.3/1.

### Process ACTIVATE\_SS\_VLR

22.4.3\_1.1(2)

Figure 22.4.3/1: Activation of supplementary service procedure in the VLR

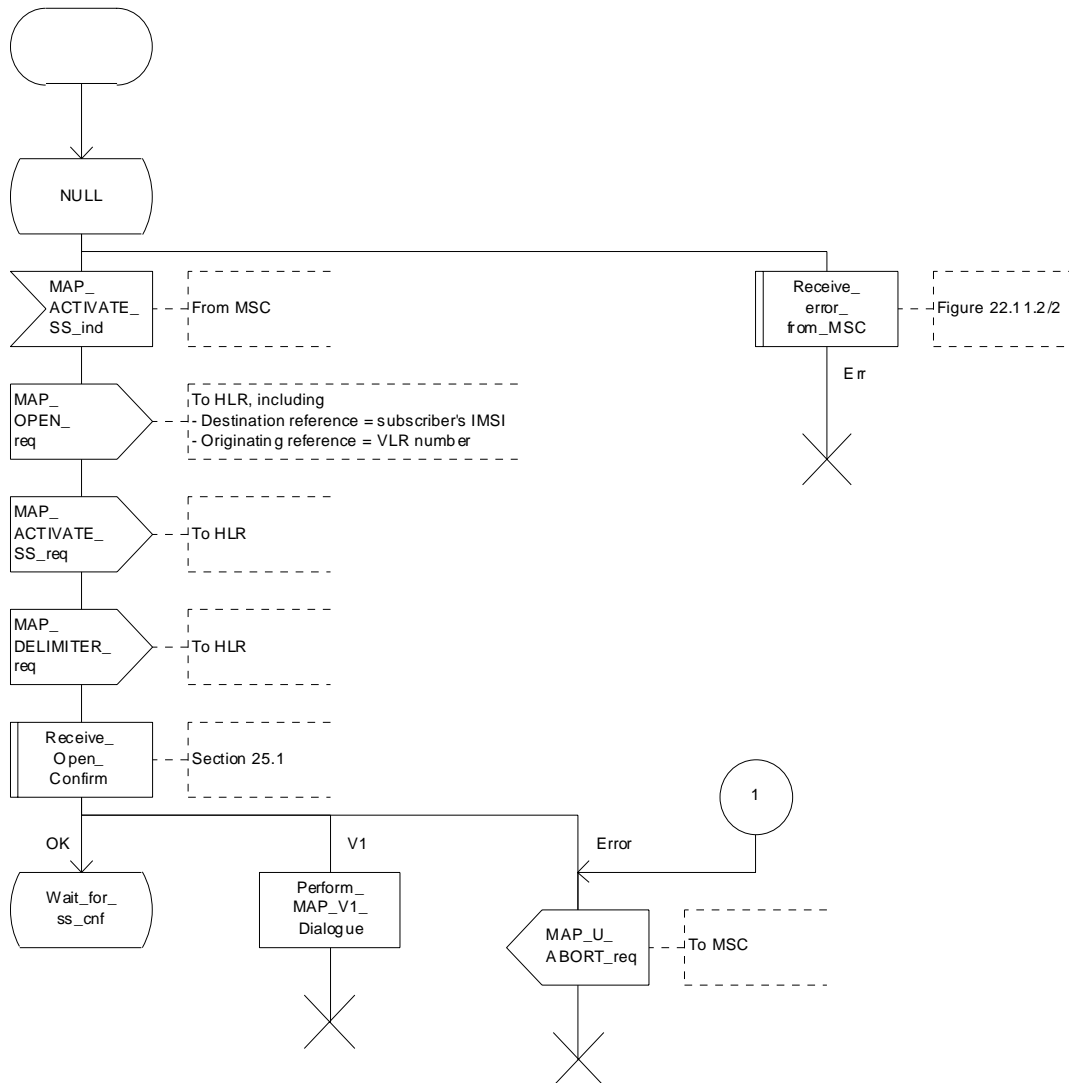


Figure 22.4.3/1 (sheet 1 of 2): Procedure Activate\_SS\_VLR

### Process ACTIVATE\_SS\_VLR

22.4.3\_1.2(2)

Figure 22.4.3/1: Activation of supplementary service procedure in the VLR

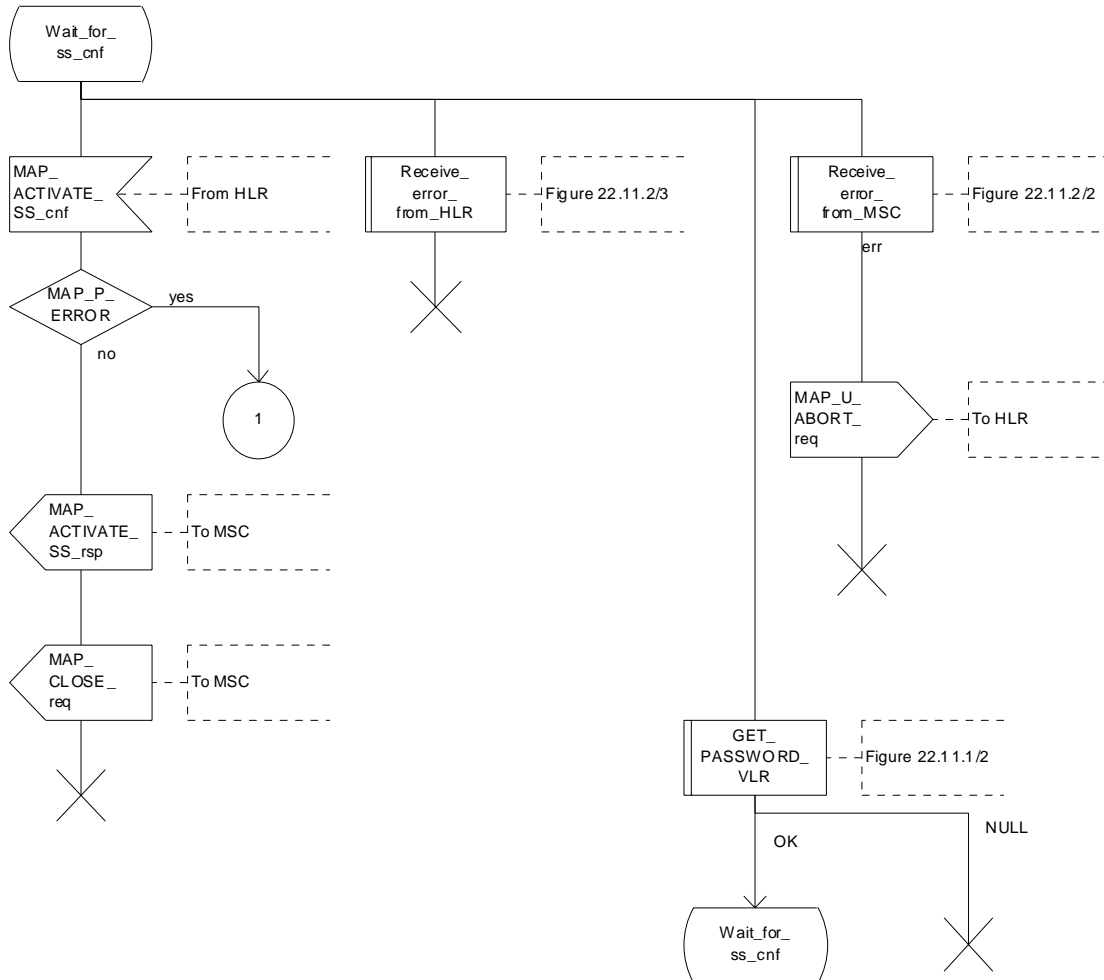


Figure 22.4.3/1 (sheet 2 of 2): Procedure SS\_Activate\_VLR



## 22.4.4 Procedures in the HLR

The procedure in the HLR is initiated when it receives a MAP\_ACTIVATE\_SS indication.

The HLR acts as follows:

- if the operator has barred the subscriber from access to supplementary services, the Call Barred error should be returned to the VLR. The parameter "operatorBarring" shall be included with the error.

The supplementary service request shall then be processed according to GSM 03.11 and the 03.8x and 03.9x-series of technical specifications. This handling may lead to either a successful result, a partially successful result, or an error being returned.

During the handling of activation, the get password procedure may be initiated (as specified in GSM 03.11). This will involve the sending of a MAP\_GET\_PASSWORD request to the VLR.

For call independent SS operations, each message shall only contain a single component. Messages which contain more than one component will be stopped at the air interface (as specified in GSM 09.11):

- if the VLR is to be updated after the supplementary service activation, the MAP\_INSERT\_SUBS\_DATA\_HLR process is initiated;
- handling of receipt of MAP\_P\_ABORT, MAP\_U\_ABORT or MAP\_CLOSE indications from the VLR is identical to their handling in the registration procedure, see subclause 22.2.4 above.

The activation procedure in the HLR is shown in figure 22.4.4/1.

Process ACTIVATE\_SS\_HLR

22.4.4\_1.1(2)

Figure 22.4.4/1: Activation of supplementary services procedure in HLR.

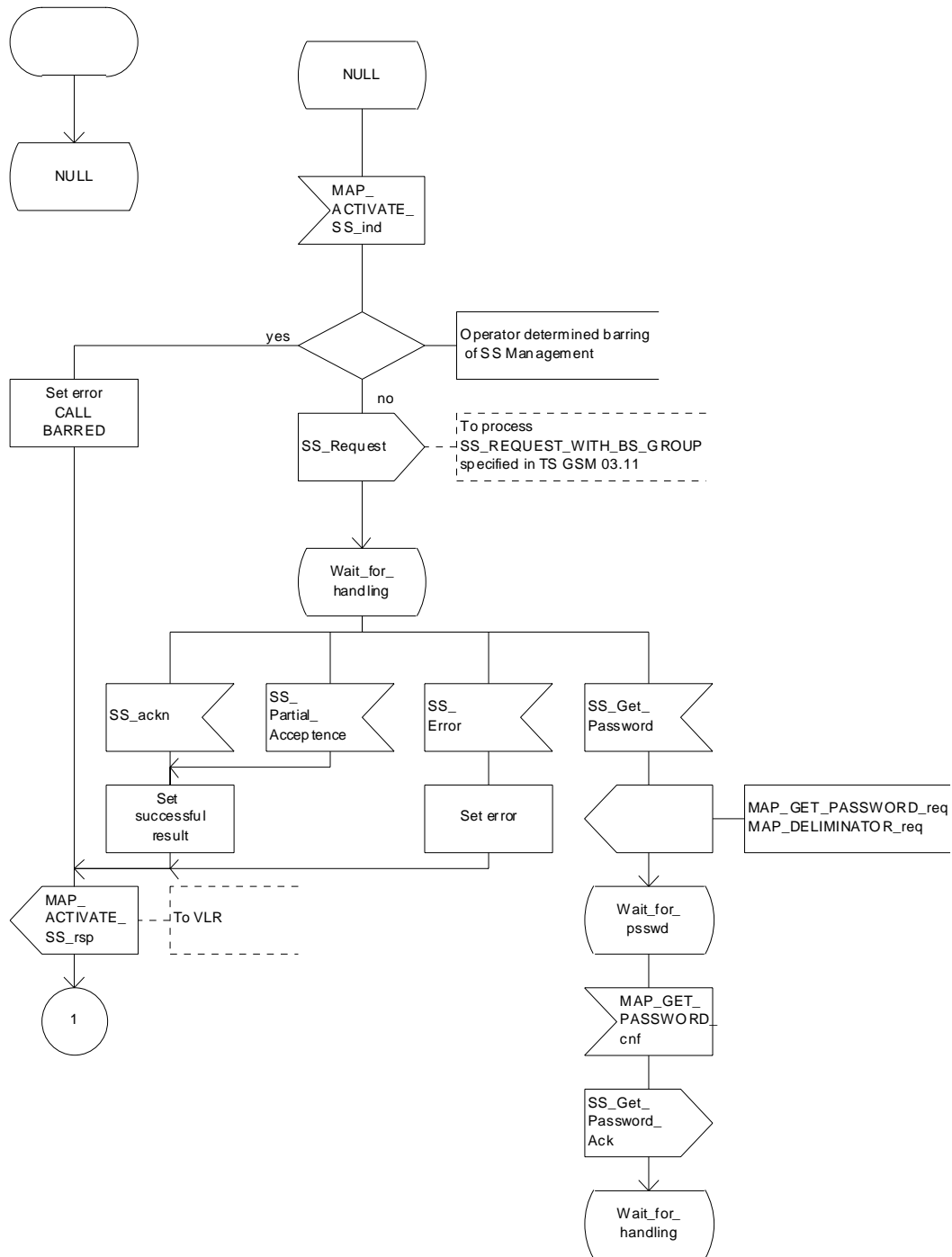


Figure 22.4.4/1 (sheet 1 of 2): Procedure Activate\_SS\_HLR

Process ACTIVATE\_SS\_HLR

22.4.4\_1.2(2)

Figure 22.4.4/1: Activation of supplementary services procedure in HLR.

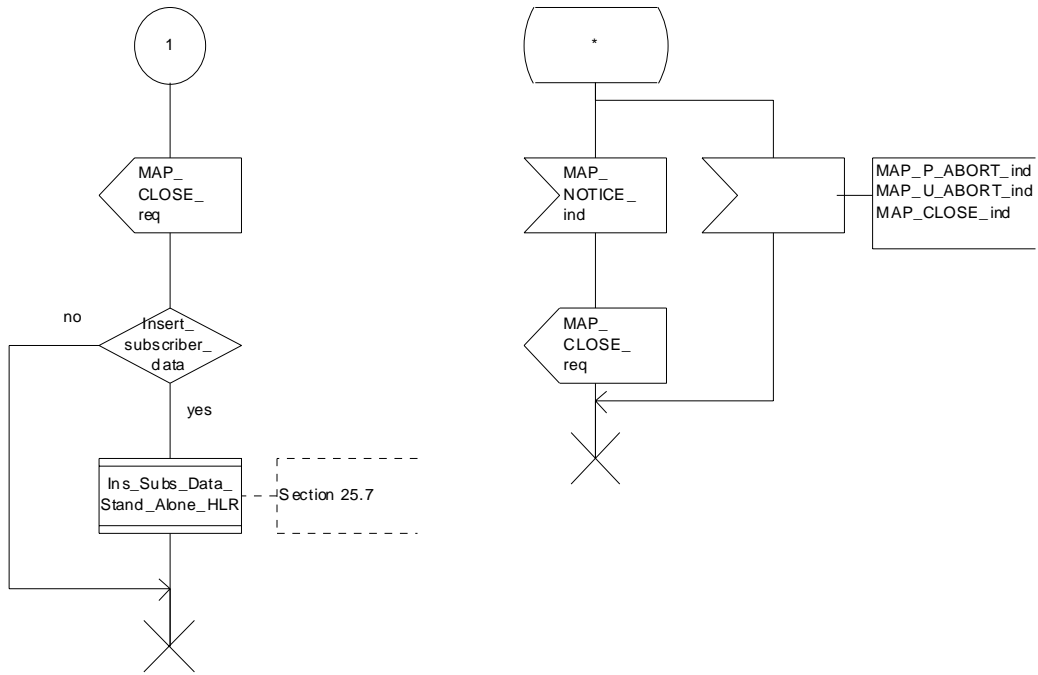


Figure 22.4.4/1 (sheet 2 of 2): Procedure Activate\_SS\_HLR

## 22.5 Deactivation procedure

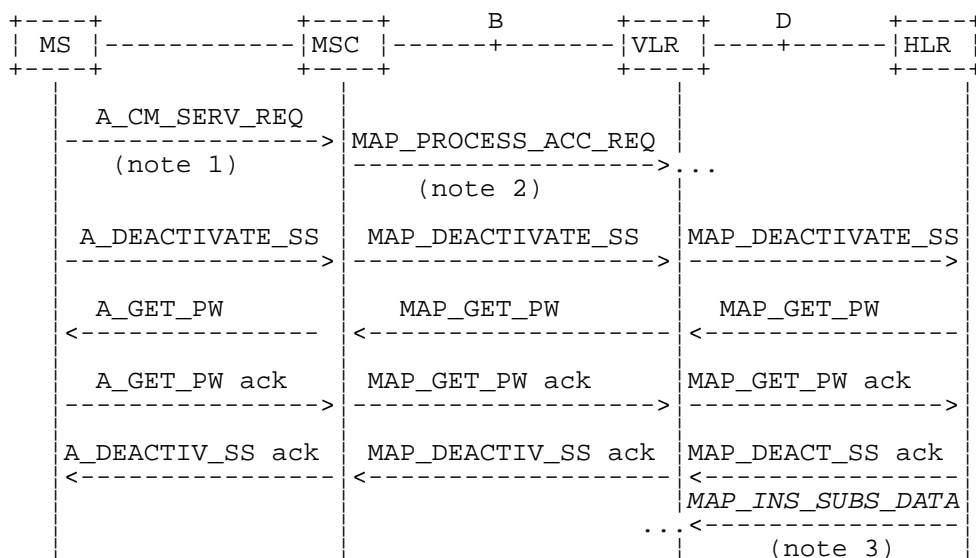
### 22.5.1 General

The deactivation procedure is used to deactivate a supplementary service in the HLR. The deactivation procedure is a fully transparent communication between the MS and the HLR, except that some services may be invoked as a result of the procedure, as described in the subclauses below.

The deactivation procedure is shown in figure 22.5.1/1.

The following services may be used:

- MAP\_PROCESS\_ACCESS\_REQUEST (defined in clauses 8 and 25);
- MAP\_TRACE\_SUBSCRIBER\_ACTIVITY (defined in clauses 9 and 25);
- MAP\_PROVIDE\_IMSI (defined in clauses 8 and 25);
- MAP\_FORWARD\_NEW\_TMSI (defined in clauses 8 and 25);
- MAP\_AUTHENTICATE (defined in clauses 8 and 25);
- MAP\_SET\_CIPHERING\_MODE (defined in clauses 8 and 25);
- MAP\_CHECK\_IMEI (defined in clauses 8 and 25);
- MAP\_READY\_FOR\_SM (defined in clauses 12 and 25);
- MAP\_GET\_PASSWORD (defined in clause 11);
- MAP\_INSERT\_SUBSCRIBER\_DATA (defined in clauses 8 and 25);
- MAP\_DEACTIVATE\_SS (defined in clause 11).



NOTE 1: For details of the procedure on the radio path, see GSM 04.08, 04.10, 04.8x and 04.9x. Services shown in dotted lines indicate the trigger provided by the signalling on the radio path, and the signalling triggered on the radio path.

NOTE 2: For details on the Process Access Request procedure, please refer to clause 25 in the present document.

NOTE 3: Services printed in *italics* are optional.

**Figure 22.5.1/1: Interfaces and services for supplementary service deactivation**

## 22.5.2 Procedures in the MSC

The MSC procedures for deactivation are identical to those specified for activation in subclause 22.4.2. The text and diagrams in subclause 22.4.2 apply with all references to activation changed to deactivation.

## 22.5.3 Procedures in the VLR

The VLR procedures for deactivation are identical to those specified for activation in subclause 22.4.3. The text and diagrams in subclause 22.4.3 apply with all references to activation changed to deactivation.

## 22.5.4 Procedures in the HLR

The HLR procedures for deactivation are identical to those specified for activation in subclause 22.4.4. The text and diagrams in subclause 22.4.4 apply with all references to activation changed to deactivation.

# 22.6 Interrogation procedure

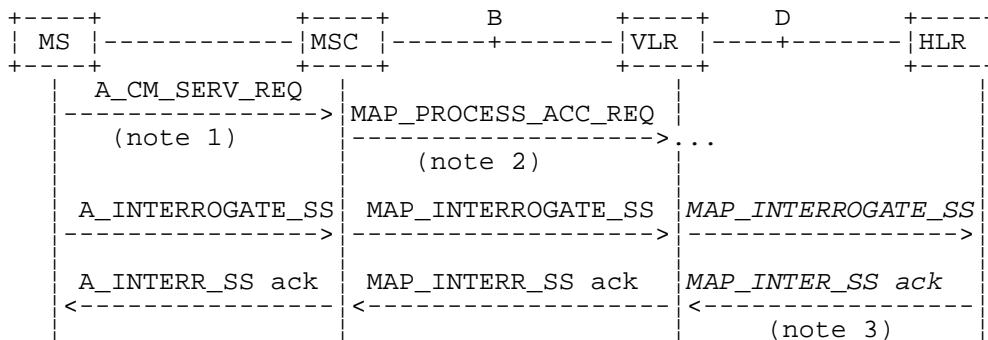
## 22.6.1 General

The interrogation procedure is used to retrieve information related to a supplementary service from the VLR or the HLR. It is the VLR which decides whether an interrogation request should be forwarded to the HLR or not. Some non-supplementary service related services may be invoked as a result of the procedure, as described in the subclauses below.

The interrogation procedure is shown in figure 22.6.1/1.

The following services may be used:

MAP_PROCESS_ACCESS_REQUEST	(defined in clauses 8 and 25);
MAP_TRACE_SUBSCRIBER_ACTIVITY	(defined in clauses 9 and 25);
MAP_PROVIDE_IMSI	(defined in clauses 8 and 25);
MAP_FORWARD_NEW_TMSI	(defined in clauses 8 and 25);
MAP_AUTHENTICATE	(defined in clauses 8 and 25);
MAP_SET_CIPHERING_MODE	(defined in clauses 8 and 25);
MAP_CHECK_IMEI	(defined in clauses 8 and 25);
MAP_READY_FOR_SM	(defined in clauses 12 and 25);
MAP_INTERROGATE_SS	(defined in clause 11).



NOTE 1: For details of the procedure on the radio path, see GSM 04.08, 04.10, 04.8x and 04.9x. Services shown in dotted lines indicate the trigger provided by the signalling on the radio path, and the signalling triggered on the radio path.

NOTE 2: For details on the Process Access Request procedure, please refer to clause 25 in the present document.

NOTE 3: Services printed in italics are optional.

**Figure 22.6.1/1: Interfaces and services for supplementary service interrogation**

## 22.6.2 Procedures in the MSC

The MSC procedures for interrogation are identical to those specified for registration in subclause 22.2.2. The text and diagrams in subclause 22.2.2 apply with all references to registration changed to interrogation.

## 22.6.3 Procedures in the VLR

### Supplementary service interrogation

When receiving the MAP\_INTERROGATE\_SS indication, the MAP user acts as follows:

- if the operator has barred the subscriber from access to supplementary services, the error Call Barred is returned to the MSC. The parameter "operatorBarring" shall be included with the error.

The interrogation is either answered by the VLR or by the HLR, depending on the service interrogated.

#### a) Interrogation to be handled by the VLR

The supplementary service request shall then be processed according to GSM 03.11 and the 03.8x and 03.9x-series of technical specifications. This handling may lead to either a successful result, a partially successful result, or an error being returned.

For call independent SS operations, each message shall only contain a single component. Messages which contain more than one component will be stopped at the air interface (as specified in GSM 09.11).

#### b) Interrogation to be handled by HLR

If the interrogation is to be handled by the HLR, on receiving the MAP\_INTERROGATE\_SS indication, the MAP user in the VLR transfers the information to the HLR in the MAP\_INTERROGATE\_SS request without further checking the contents of the service indication.

The VLR will receive the MAP\_INTERROGATE\_SS confirm from the HLR. The MAP user in the VLR shall transfer the information contained in this primitive to the MSC in the MAP\_INTERROGATE\_SS response without checking its contents.

For call independent SS operations, each message shall only contain a single component. Messages which contain more than one component will be stopped at the air interface (as specified in GSM 09.11).

### **Error handling**

Handling of MAP\_P\_ABORT, MAP\_U\_ABORT, MAP\_NOTICE and unexpected MAP\_CLOSE in this procedure is identical to the handling in the Registration procedure in the VLR, subclause 22.2.3. The Interrogation procedure is described in figure 22.6.3/1.

Process INTERROGATE\_SS\_VLR

22.6.3\_1.1(3)

Figure 22.6.3/1: Interrogation of supplementary service procedure in VLR

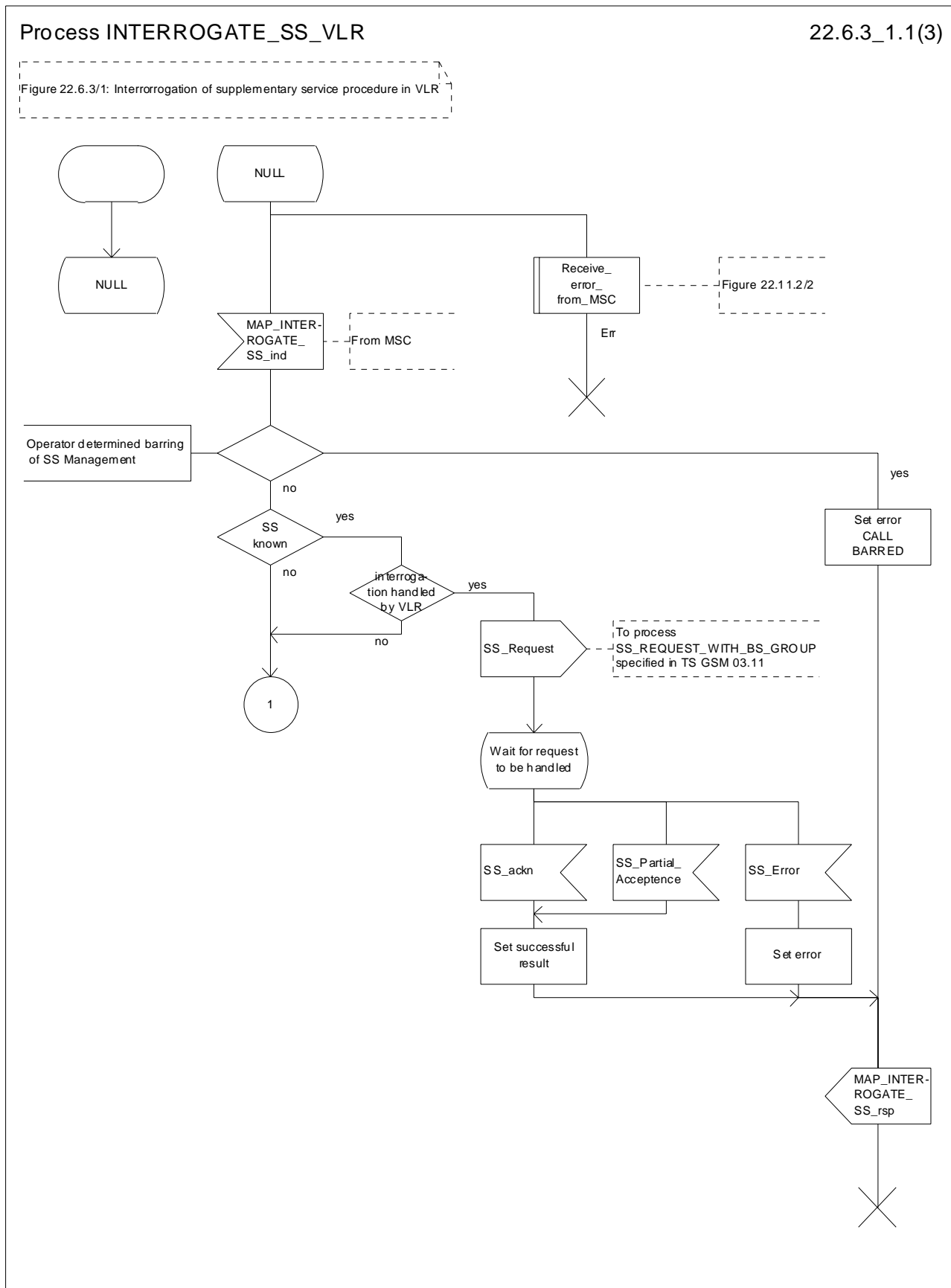


Figure 22.6.3/1 (sheet 1 of 3): Procedure Interrogate\_SS\_VLR



Process INTERROGATE\_SS\_VLR

22.6.3\_1.2(3)

Figure 22.6.3/1: Interrogation of supplementary service procedure in VLR

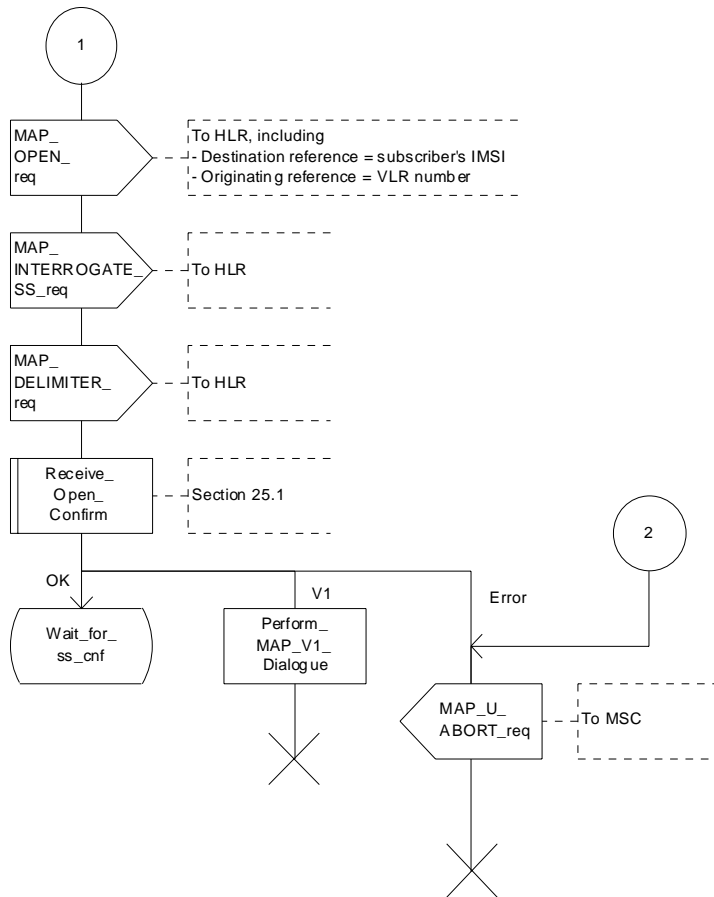


Figure 22.6.3/1 (sheet 2 of 3): Procedure Interrogate\_SS\_VLR

Process INTERROGATE\_SS\_VLR

22.6.3\_1.3(3)

Figure 22.6.3/1: Interrogation of supplementary service procedure in VLR

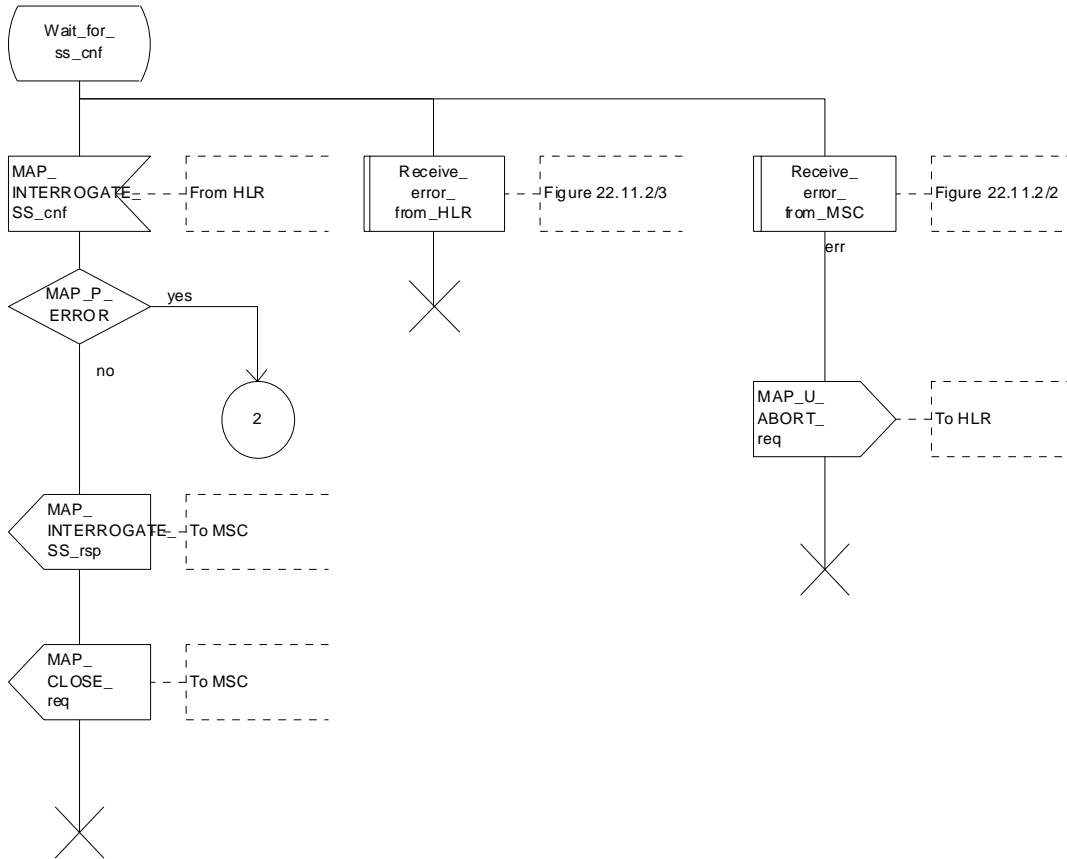


Figure 22.6.3/1 (sheet 3 of 3): Procedure Interrogate\_SS\_VLR

## 22.6.4 Procedures in the HLR

When receiving the MAP\_INTERROGATE\_SS indication, the MAP user acts as follows:

- if the operator has barred the subscriber from access to supplementary services, the error Call Barred is returned to the MSC. The parameter "operatorBarring" shall be included with the error;
- if the supplementary service is not supported in HLR the error Unexpected Data Value is returned to the VLR.

The interrogation is either answered by the VLR or by the HLR, depending on the service interrogated.

### a) Interrogation to be handled by the VLR

If the interrogation procedure should have been answered by the VLR, then the HLR assumes that the VLR does not support the interrogated supplementary service, and returns the SS Not Available error to the VLR.

### b) Interrogation to be handled by HLR

The supplementary service request shall be processed according to GSM 03.11 and the 03.8x and 03.9x-series of technical specifications. This handling may lead to either a successful result or an error being returned.

For call independent SS operations, each message shall only contain a single component.

### Error handling

Handling of MAP\_P\_ABORT, MAP\_U\_ABORT, MAP\_NOTICE and unexpected MAP\_CLOSE in this procedure is identical to the handling in the Registration procedure in the VLR, subclause 22.2.3. The Interrogation procedure is described in figure 22.6.4/1.

Process INTERROGATE\_SS\_HLR

22.6.4\_1(1)

Figure 22.6.4/1: Interrogation of supplementary services procedure in HLR

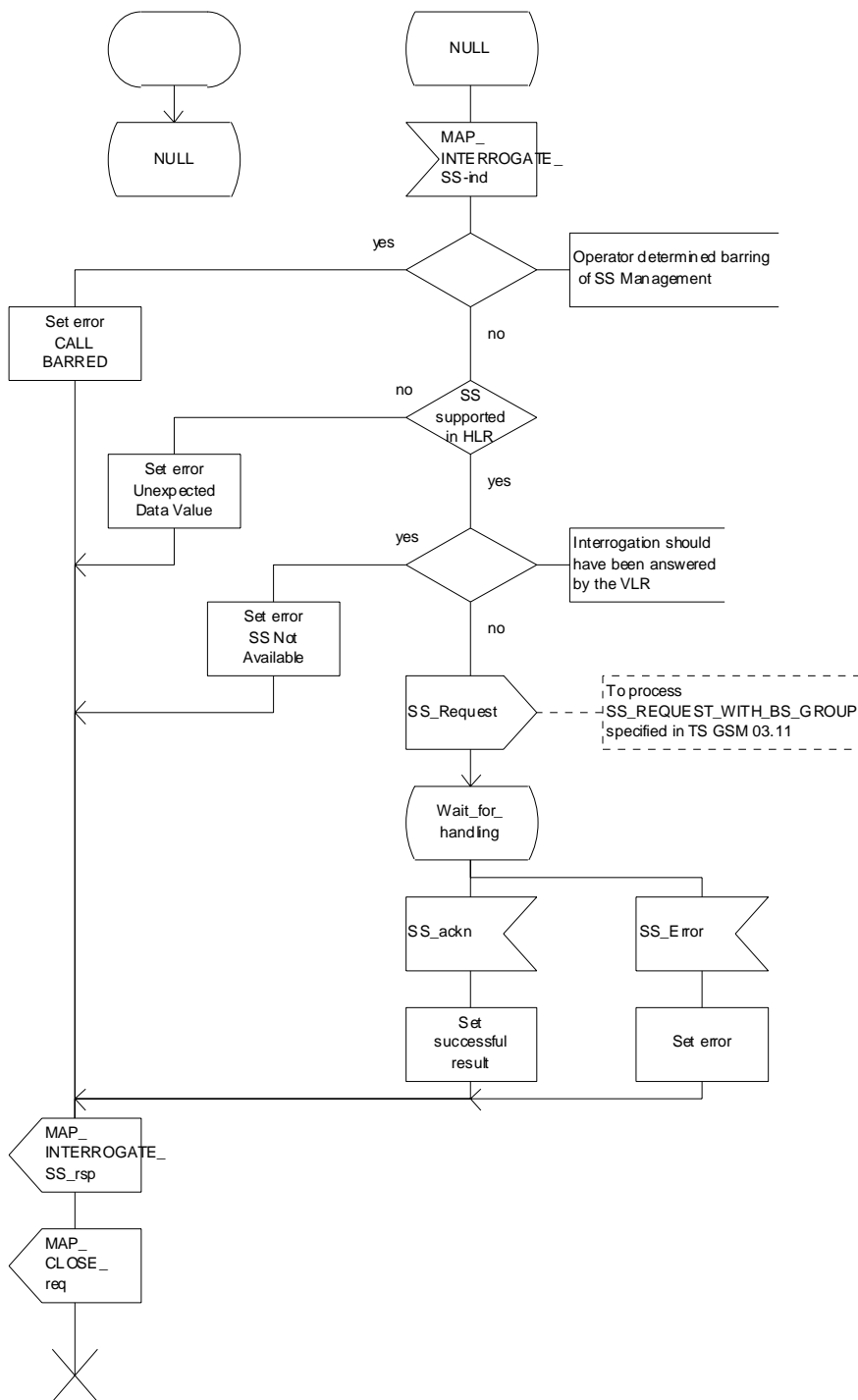


Figure 22.6.4/1: Procedure Interrogate\_SS\_HLR

## 22.7 Invocation procedure

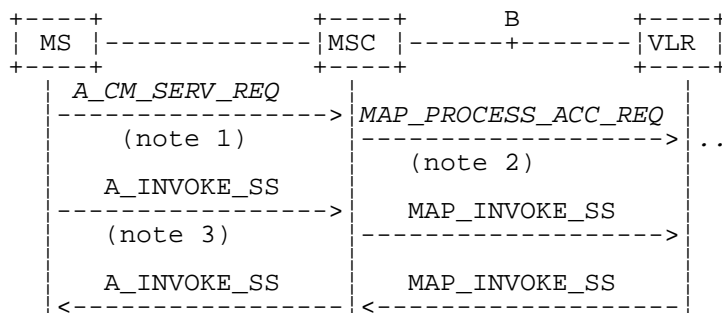
### 22.7.1 General

The invocation procedure is used to check subscription data in the VLR for certain supplementary services which are invoked after the call set-up phase is finished. For invocation of supplementary services which are invoked during the call set-up phase, please refer to the Call Handling procedure descriptions.

The invocation procedure is shown in figure 22.7.1/1. Note that some optional services may be invoked in connection with this procedure, as described in the subclause below.

The following services are used:

MAP_PROCESS_ACCESS_REQUEST	(defined in clauses 8 and 25);
MAP_TRACE_SUBSCRIBER_ACTIVITY	(defined in clauses 9 and 25);
MAP_PROVIDE_IMSI	(defined in clauses 8 and 25);
MAP_FORWARD_NEW_TMSI	(defined in clauses 8 and 25);
MAP_AUTHENTICATE	(defined in clauses 8 and 25);
MAP_SET_CIPHERING_MODE	(defined in clauses 8 and 25);
MAP_CHECK_IMEI	(defined in clauses 8 and 25);
MAP_READY_FOR_SM	(defined in clauses 12 and 25);
MAP_INVOKE_SS	(defined in clause 11).



NOTE 1: For details of the procedure on the radio path, see GSM 04.08, 04.10, 04.8x and 04.9x. Services shown in dotted lines indicate the trigger provided by the signalling on the radio path, and the signalling triggered on the radio path.

NOTE 2: For details on the Process Access Request procedure, please refer to clause 25 in the present document.

NOTE 3: A\_INVOKESS is a generic message to illustrate any supplementary service invocation request message on the air interface, e.g. BuildMPTY, see GSM 04.80.

**Figure 22.7.1/1: Interfaces and services for supplementary service invocation**

### 22.7.2 Procedures in the MSC

#### Process access request

Before the Call Hold or Multi-Party supplementary services can be invoked, a CC connection must be established between the MS and the MSC as described in GSM 04.08 and the Call Handling procedure descriptions within the present document.

When an A\_INVOKE\_SS request message arrives at the MSC during a call (as described in GSM 04.10, 04.8x and 04.9x-series of technical specifications), then if control of subscription to the invoked supplementary service is required,

the MSC initiates the process access request procedure towards the VLR as described in clause 25 of the present document.

### **Supplementary service invocation**

If the Process Access Request procedure towards the VLR is successful, the MSC shall forward a MAP\_INVOKE\_SS service request towards the VLR. This request shall contain the SS-Code of the supplementary service to be invoked, and possibly the Basic service code. Mapping from the A\_INVOKE\_SS to this service request is described in GSM 09.11.

The MSC will receive a MAP\_INVOKE\_SS confirm from the VLR. If the outcome of the service is successful (i.e. the service confirm is empty), the MSC will invoke the requested supplementary service as described in GSM 02.8x-series, 03.8x and 03.9x-series of technical specifications. If the outcome of the service is unsuccessful, the MSC shall send an appropriate A\_INVOKE\_SS response towards the MS. The structure of this message is described in GSM 09.11 and 04.8x and 04.9x-series of technical specifications.

### **Error handling**

If at any time during this procedure a MAP\_P\_ABORT, MAP\_U\_ABORT, MAP\_NOTICE or MAP\_CLOSE indication concerning the process is received from the VLR, the process is terminated. If a MAP\_NOTICE indication was received from the VLR, the VLR dialogue must also be aborted by sending a MAP\_U\_ABORT request indicating Procedure error towards the VLR. Possible signalling to the MS is described in GSM 04.10.

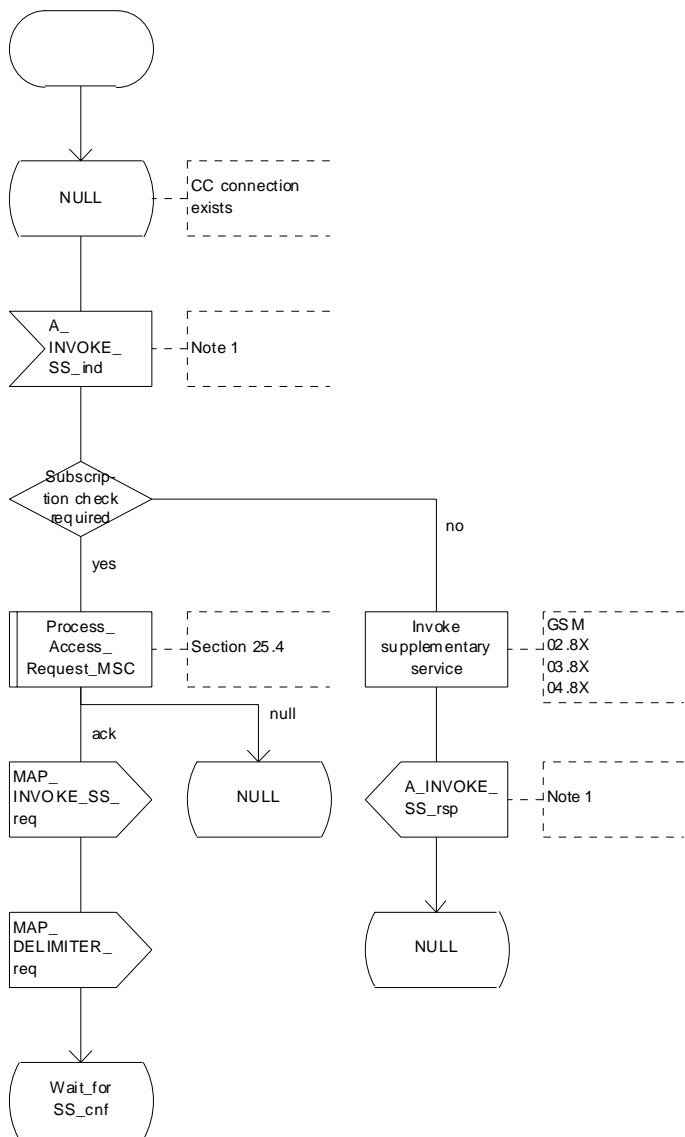
If an A\_CM\_RELEASE indication is received from the MS, all open transactions are released using the MAP\_U\_ABORT request indicating application procedure cancellation; the process terminates.

The invocation procedure in the MSC is shown in figure 22.7.2/1.

### Process INVOKE\_SS\_MSC

22.7.2\_1.1(2)

Figure 22.7.2/1: Mobile initiated invocation of supplementary service procedure in the MSC



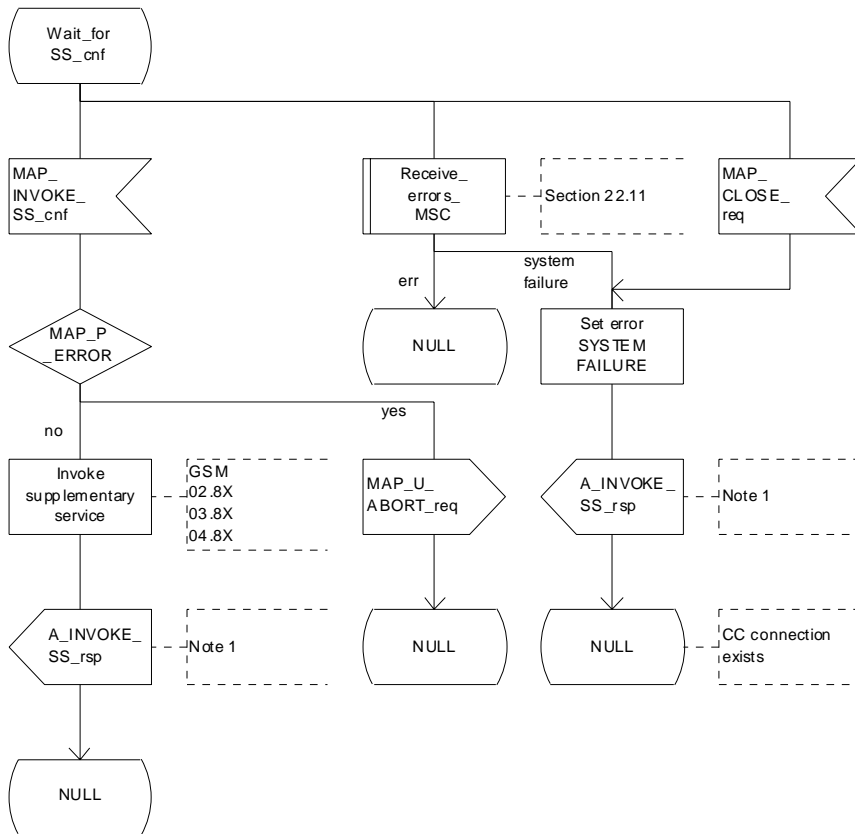
Note 1: Fictitious signal to indicate receipt/sending of SS invocation in voke component on the air interface (eg. BuildMPTY). Described in GSM 04.8X and 09.11.

Figure 22.7.2/1 (sheet 1 of 2): Procedure Invoke\_SS\_MSC

Process INVOKE\_SS\_MSC

22.7.2\_1.2(2)

Figure 22.7.2/1: Mobile initiated invocation of supplementary service procedure in the MSC



Note 1: Fictitious signal to indicate receipt/ sending of SS invocation invoke component on the air interface, (eg. BuildMPTY). Described in GSM 04.08X and 09.11.

Figure 22.7.2/1 (sheet 2 of 2): Procedure Invoke\_SS\_MSC



## 22.7.3 Procedures in the VLR

### Process Access Request

When receiving the MAP\_PROCESS\_ACCESS\_REQUEST indication, the VLR acts as described in clause 25 of the present document.

### Supplementary service invocation

When receiving the MAP\_INVOKE\_SS indication, the MAP user acts as follows:

- if the operator has barred the subscriber from access to supplementary services, the error "Call Barred" is returned to the MSC. The parameter "operatorBarring" shall be included with the error;
- if any irrelevant information elements (according to the service description) or invalid information element values are present in the service request, then the unexpected data value error is returned to the MSC in the MAP\_INVOKE\_SS response;
- if the VLR does not support the invoked supplementary service then the VLR shall respond with the SS Not Available error;
- if the requested supplementary service cannot be invoked by subscriber actions, then the VLR shall respond with the Illegal SS Operation error;
- if the subscriber is not provided with (i.e. subscribed to) the requested supplementary service, then the SS error status error (possibly including the SS-Status as parameter) is returned to the MSC in the MAP\_INVOKE\_SS response.

If all checks are passed the VLR returns an empty MAP\_INVOKE\_SS response to the MSC, thus indicating that the invocation request was accepted.

If at any time during this procedure a MAP\_P\_ABORT, MAP\_U\_ABORT, MAP\_NOTICE or unexpected MAP\_CLOSE indication concerning the process is received from the MSC, the process terminates. If a MAP\_NOTICE indication was received from the MSC, that dialogue must be aborted by sending a MAP\_U\_ABORT request indicating Procedure error towards the MSC. The process terminates.

The invocation procedure in the VLR is shown in figure 22.7.3/1.

Process INVOKE\_SS\_VLR

22.7.3\_1(1)

Figure 22.7.3/1: Invocation of supplementary service procedure in VLR

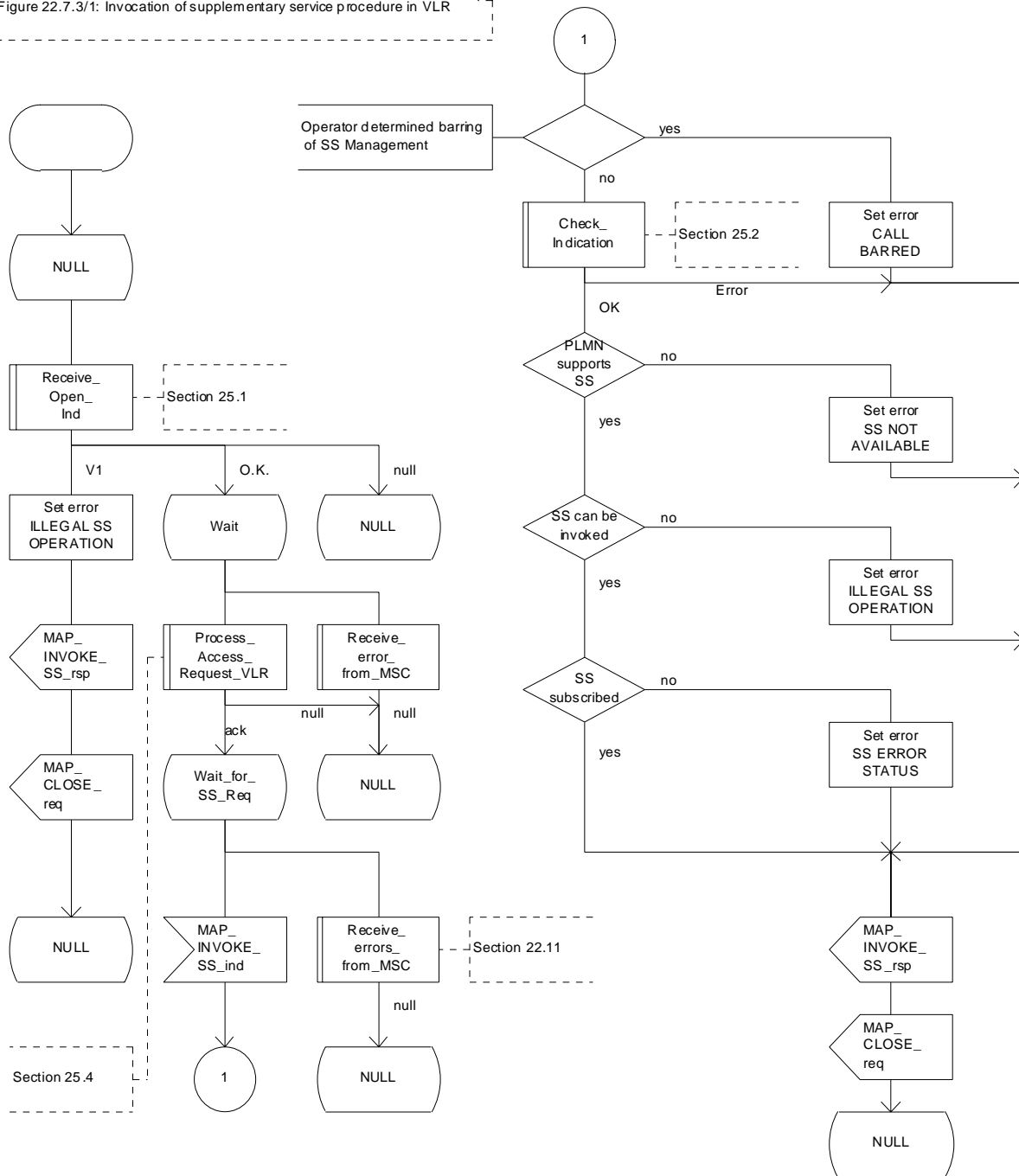


Figure 22.7.3/1: Procedure Invoke\_SS\_VLR

## 22.8 Password registration procedure

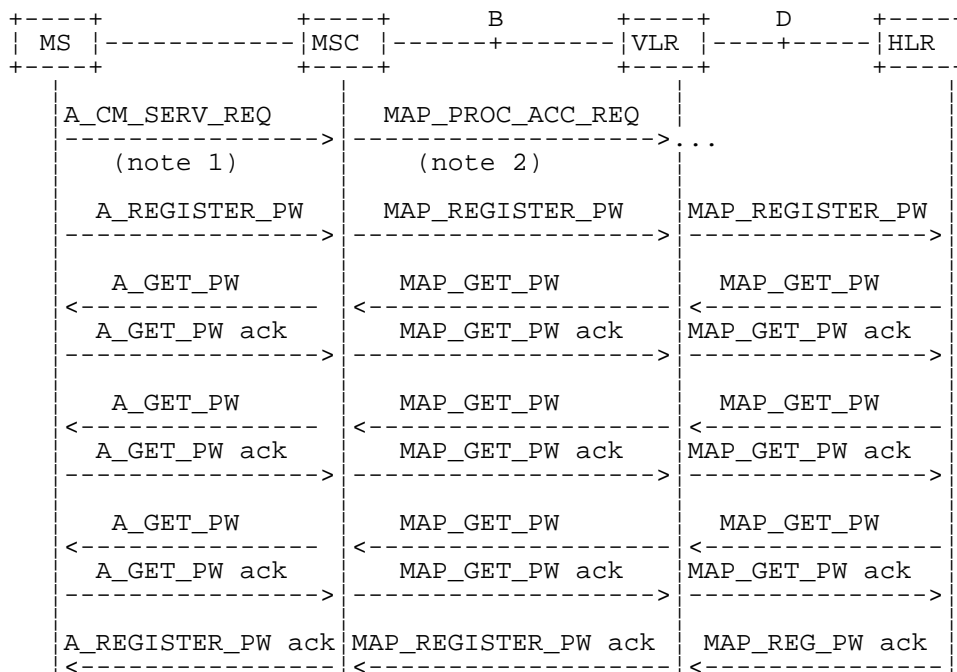
### 22.8.1 General

The password registration procedure is used to register a password in the HLR. The password registration procedure is a fully transparent communication between the MS and the HLR, except that some services may be invoked as a result of the procedure, as described below.

The password registration procedure is shown in figure 22.8.1/1.

The following services may be used:

- MAP\_PROCESS\_ACCESS\_REQUEST (defined in clauses 8 and 25);
- MAP\_TRACE\_SUBSCRIBER\_ACTIVITY (defined in clauses 9 and 25);
- MAP\_PROVIDE\_IMSI (defined in clauses 8 and 25);
- MAP\_FORWARD\_NEW\_TMSI (defined in clauses 8 and 25);
- MAP\_AUTHENTICATE (defined in clauses 8 and 25);
- MAP\_SET\_CIPHERING\_MODE (defined in clauses 8 and 25);
- MAP\_CHECK\_IMEI (defined in clauses 8 and 25);
- MAP\_READY\_FOR\_SM (defined in clauses 12 and 25);
- MAP\_GET\_PASSWORD (defined in clause 11).



NOTE 1: For details of the procedure on the radio path, see GSM 04.08, 04.10, 04.8x and 04.9x. Services shown in dotted lines are triggers/ triggered signalling on the radio path.

NOTE 2: For details on the Process Access Request procedure, please refer to clause 25 in the present document.

NOTE 3: Use of each of the three MAP\_GET\_PASSWORD operations is described in subclause 22.8.4.

**Figure 22.8.1/1: Interfaces and services for supplementary service password registration**

## 22.8.2 Procedures in the MSC

The password registration procedure in the MSC is identical to that for activation specified in subclause 22.4.2. All the text and diagrams in subclause 22.4.2 apply with all references to activation changed to password registration.

## 22.8.3 Procedures in the VLR

The password registration procedure in the VLR is identical to that for activation specified in subclause 22.4.3. All the text and diagrams in subclause 22.4.3 apply with all references to activation changed to password registration.

## 22.8.4 Procedures in the HLR

The procedure in the HLR is initiated when it receives a MAP\_REGISTER\_PASSWORD indication.

The HLR acts as follows:

- if the operator has barred the subscriber for access to supplementary services, the Call Barred error is returned to the VLR. The parameter "operatorBarring" shall be included with the error;
- if any irrelevant information elements (according to the service description) or invalid information element values are present, then the unexpected data value error is returned to the VLR in the response. This error should thus be returned if the SS-Code provided by the mobile subscriber is not allocated.

The HLR shall then process the MAP\_REGISTER\_PASSWORD indication as specified in GSM 03.11. During the handling of password registration, the password procedure will be initiated (as specified in GSM 03.11) This will involve the sending of MAP\_GET\_PASSWORD requests to the VLR.

- Handling of receipt of MAP\_P\_ABORT, MAP\_U\_ABORT or MAP\_CLOSE indications from the VLR is identical to their handling in the registration procedure, see subclause 22.2.4 above.

The password registration procedure in the HLR is shown in figure 22.8.4/1.

Process REGISTER\_PASSWORD\_HLR

22.8.4\_1.1(2)

Figure 22.8.4/1: Registration of supplementary service password procedure in HLR

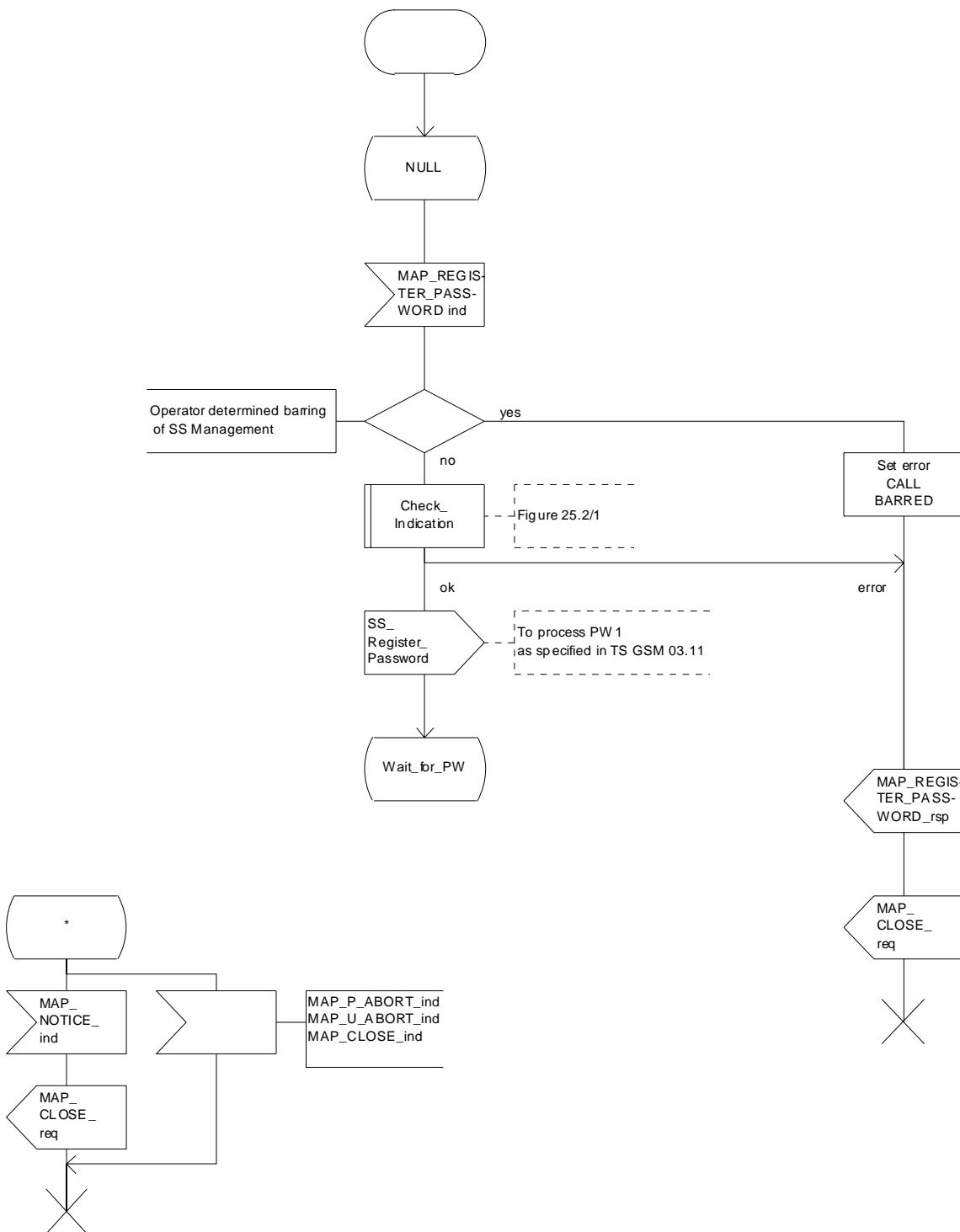


Figure 22.8.4/1 (sheet 1 of 2): Procedure Register\_PW\_HLR

Process REGISTER\_PASSWORD\_HLR

22.8.4\_1.2(2)

Figure 22.8.4/1: Registration of supplementary service password procedure in HLR

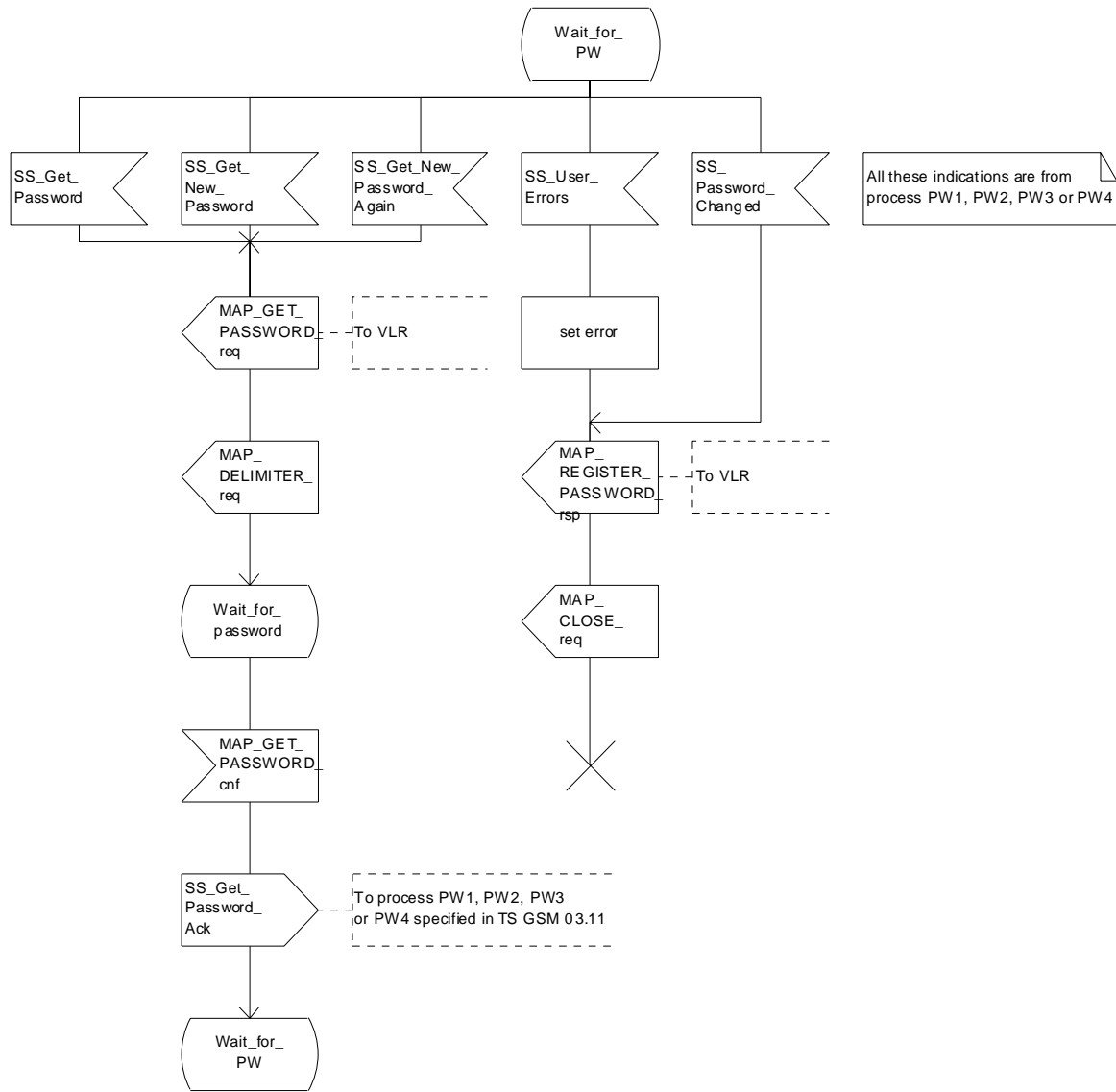


Figure 22.8.4/1 (sheet 2 of 2): Procedure Register\_PW\_HLR

## 22.9 Mobile Initiated USSD procedure

### 22.9.1 General

The procedure supports supplementary service signalling procedures which can allow PLMN specific services to be introduced.

The message flow for the procedure can be found in GSM 03.90.

The following services may be used:

MAP_PROCESS_ACCESS_REQUEST	(defined in clauses 8 and 25);
MAP_TRACE_SUBSCRIBER_ACTIVITY	(defined in clauses 9 and 25);
MAP_PROVIDE_IMSI	(defined in clauses 8 and 25);
MAP_FORWARD_NEW_TMSI	(defined in clauses 8 and 25);
MAP_AUTHENTICATE	(defined in clauses 8 and 25);
MAP_SET_CIPHERING_MODE	(defined in clauses 8 and 25);
MAP_CHECK_IMEI	(defined in clauses 8 and 25);
MAP_READY_FOR_SM	(defined in clauses 12 and 25);
MAP_UNSTRUCTURED_SS_REQUEST	(defined in clause 11);
MAP_UNSTRUCTURED_SS_NOTIFY	(defined in clause 11).

The following service is certainly used:

MAP\_PROCESS\_UNSTRUCTURED\_SS\_REQUEST (defined in clause 11).

### 22.9.2 Procedures in the MSC

Before the Process Unstructured SS Request service can be invoked, a call independent CM connection must be created between the MS and the MSC.

Once a CM-connection is established, the MSC may handle the A\_PROCESS\_UNSTRUCTURED\_SS\_REQUEST from the MS. This message contains information input by the user, the message may be fed to an application contained locally in the MSC or to the VLR. The rules for determining this are specified in GSM 03.90.

#### 1) Message Destined for VLR

If the message is destined for the VLR then the MSC shall transfer the message to the VLR using the mapping specified in detail in GSM 09.11.

The MSC may subsequently receive one or more MAP\_UNSTRUCTURED\_SS\_REQUEST or MAP\_UNSTRUCTURED\_SS\_NOTIFY indications from the VLR. These shall be sent transparently to the MS. When a confirmation is received from the MS this shall be returned to the VLR.

When the MSC receives a MAP\_PROCESS\_UNSTRUCTURED\_SS\_REQUEST confirmation from the VLR then it shall pass this to the MS and initiate release of the CM connection.

## 2) Message Destined for Local Application

If the message is destined for the local USSD application then the MSC shall transfer the message to the application.

The MSC may subsequently receive one or more requests from the application which correspond to the MAP\_UNSTRUCTURED\_SS\_REQUEST or MAP\_UNSTRUCTURED\_SS\_NOTIFY indications. These shall be sent transparently to the MS. When a confirmation is received from the MS this shall be returned to the application.

When the MSC receives the result of the original operation from the application then it shall pass this to the MS and initiate release of the CM connection.

### Error Handling

Both the MS and the VLR or USSD Application may initiate release of the CM-connection at any time. This is handled as shown in the diagrams.

The procedure in the MSC is shown in figure 22.9.2/1.



Process MS\_INIT\_USSD\_MSC

22.9.2\_1.1(2)

Figure 22.9.2/1: Handling of mobile initiated USSD at MSC

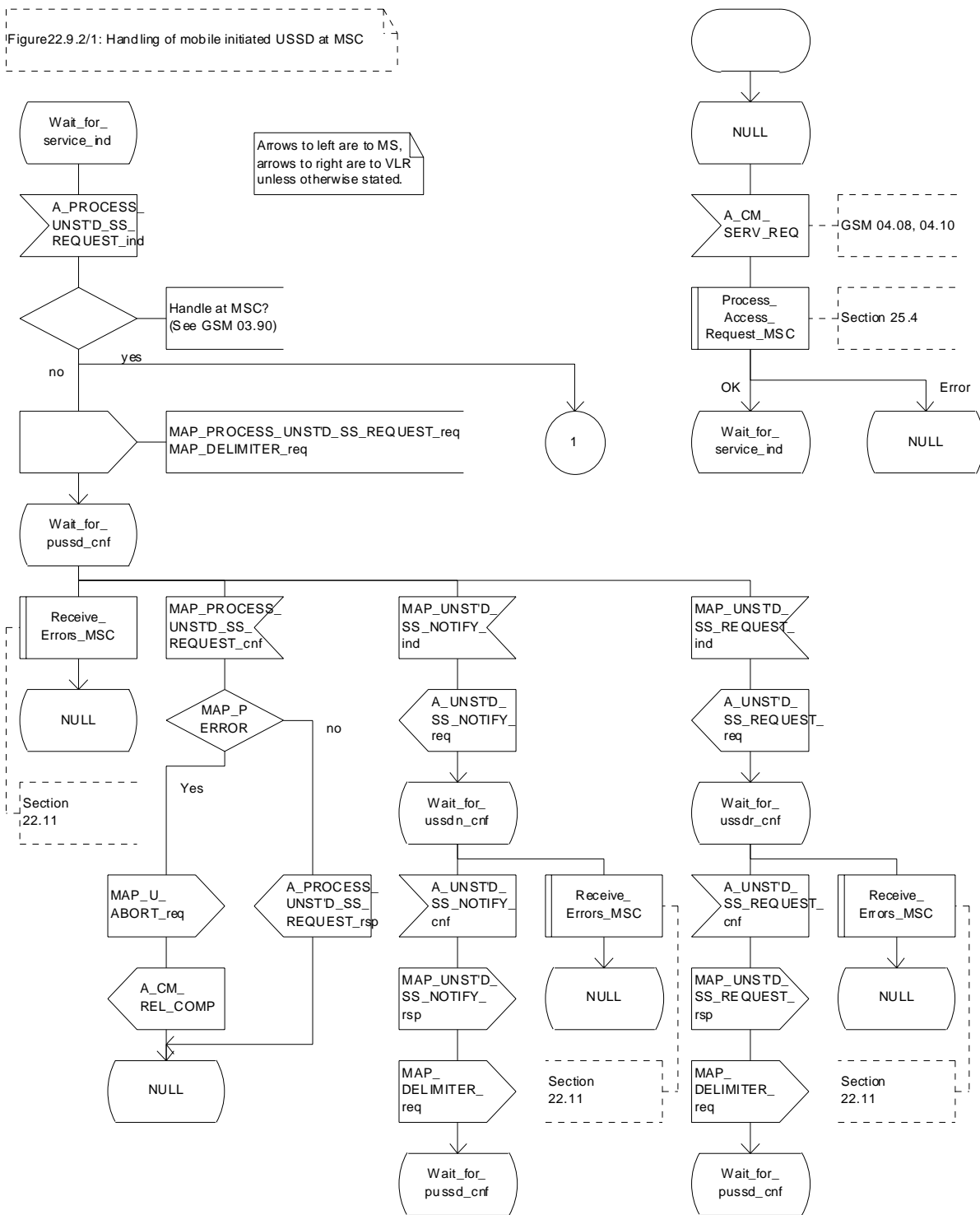


Figure 22.9.2/1 (sheet 1 of 2): Procedure MI\_USSD\_MSC

Process MS\_INIT\_USSD\_MSC

22.9.2\_1.2(2)

Figure 22.9.2/1: Handling of mobile initiated USSD at MSC

Arrows to left are to MS, arrows to right are to USSD application unless otherwise stated.

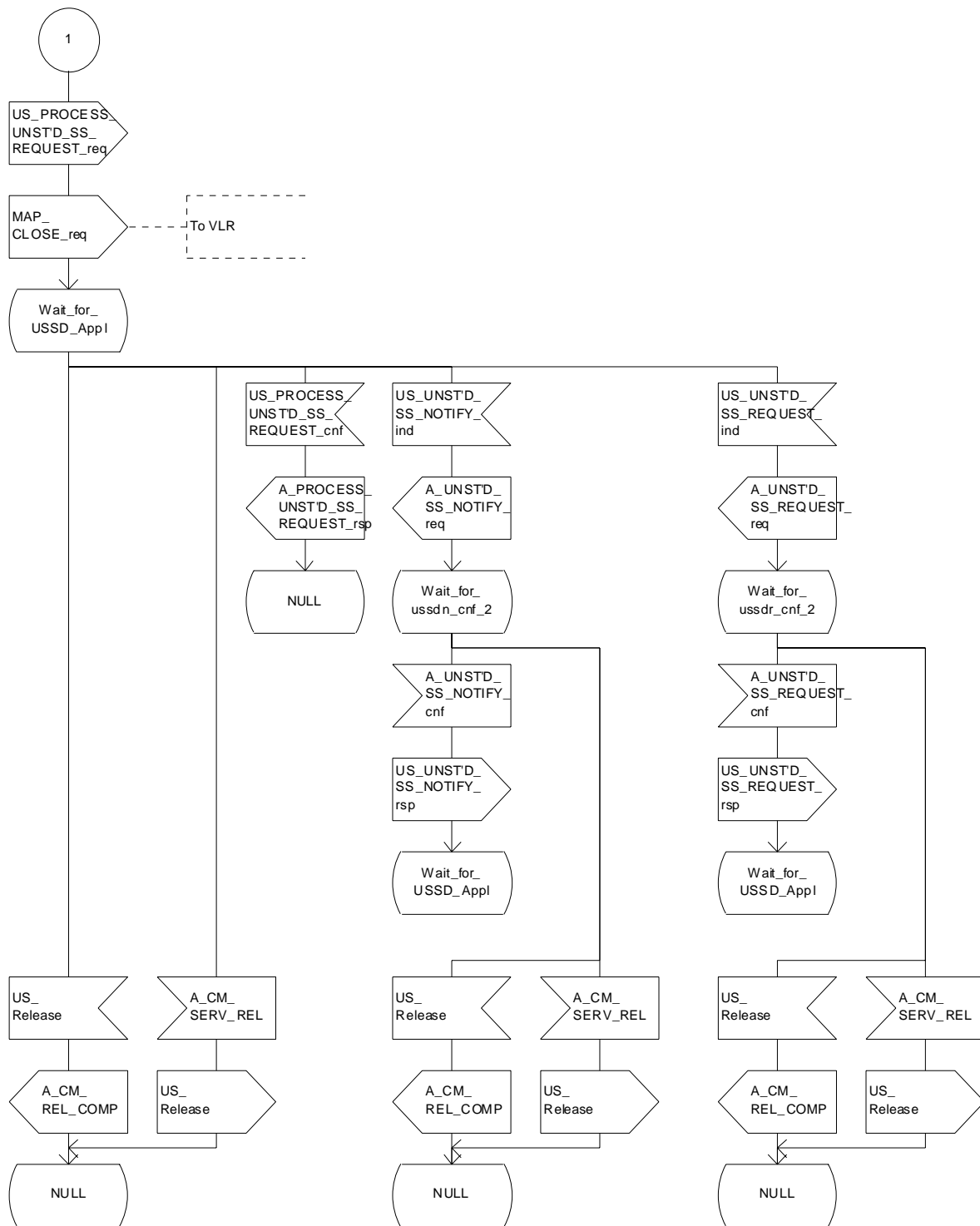


Figure 22.9.2/1 (sheet 2 of 2): Procedure MI\_USSD\_MSC

## 22.9.3 Procedures in the VLR

The initiation of the process is shown in subclause 22.1.2.

Once a MAP dialogue is established, the VLR may handle the MAP\_PROCESS\_UNSTRUCTURED\_SS\_REQUEST from the MSC. This message contains information input by the user, the message may be fed to an application contained locally in the VLR or to the HLR. The rules for determining this are specified in GSM 03.90.

### Message Destined for HLR

If the message is destined for the HLR then the VLR shall transfer the message transparently to the HLR.

The VLR may subsequently receive one or more MAP\_UNSTRUCTURED\_SS\_REQUEST or MAP\_UNSTRUCTURED\_SS\_NOTIFY indications from the HLR. These shall be sent transparently to the MSC. When a confirmation is received from the MSC this shall be returned to the HLR.

When the VLR receives a MAP\_PROCESS\_UNSTRUCTURED\_SS\_REQUEST confirmation from the HLR then it shall pass this to the MS and close the MAP provider service.

### Message Destined for Local Application

If the message is destined for the local USSD application then the VLR shall transfer the message to the application.

The VLR may subsequently receive one or more requests from the application which correspond to the MAP\_UNSTRUCTURED\_SS\_REQUEST or MAP\_UNSTRUCTURED\_SS\_NOTIFY indications. These shall be sent transparently to the MSC. When a confirmation is received from the MSC this shall be returned to the application.

When the VLR receives the result of the original operation from the application then it shall pass this to the MSC and initiate release of the CM connection.

### Error Handling

Both the MSC and the HLR or USSD Application may initiate release of the MAP service at any time. This is handled as shown in the diagrams.

The procedure in the VLR is shown in figures 22.9.3/1 and 22.9.3/2.

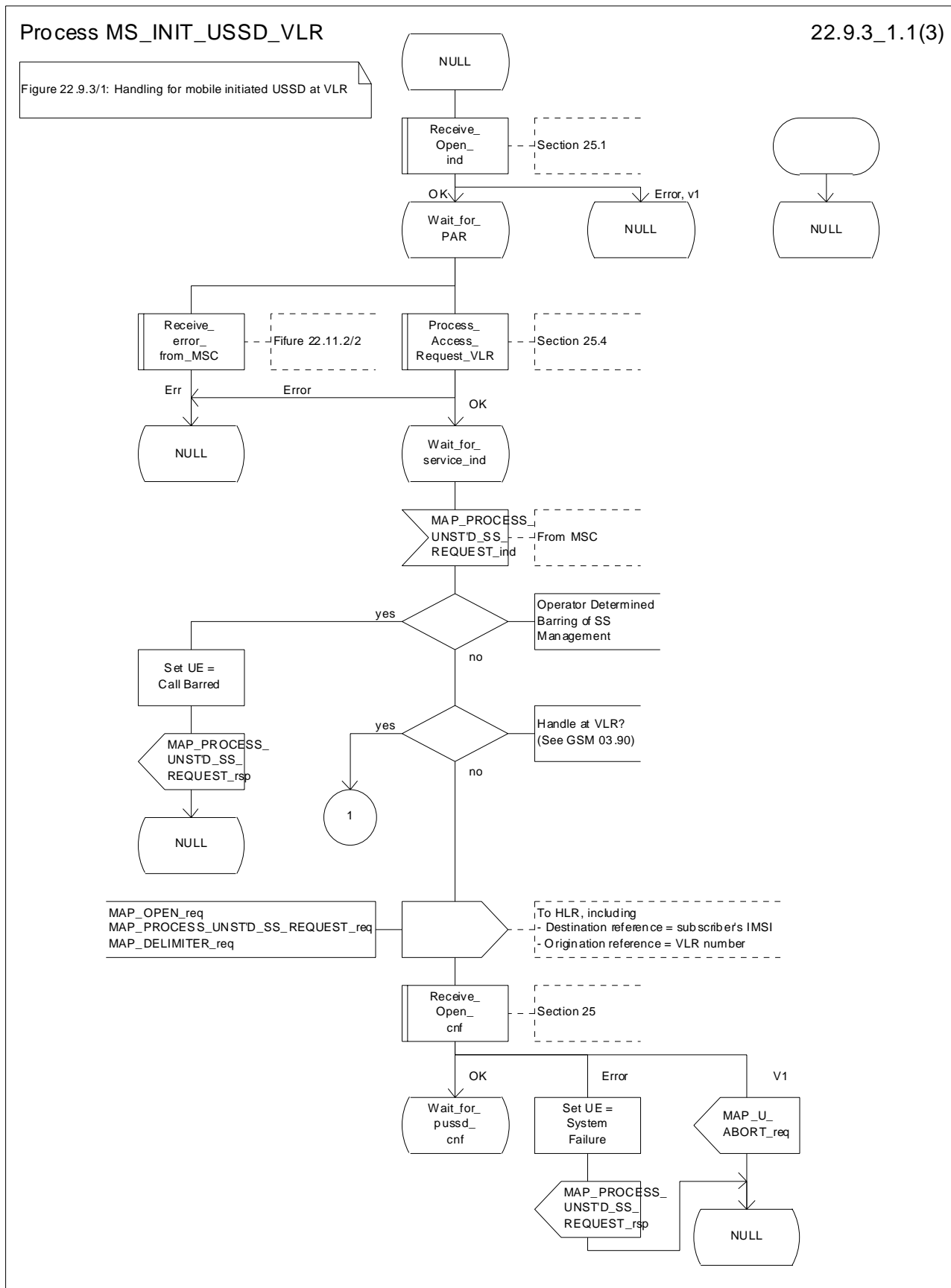


Figure 22.9.3/1 (sheet 1 of 3): Procedure MI\_USSD\_VLR

Process MS\_INIT\_USSD\_VLR

22.9.3\_1.2(3)

Figure 22.9.3/1: Handling for mobile initiated USSD at VLR

Arrows to left are to MSC, arrows to right are to HLR unless otherwise stated.

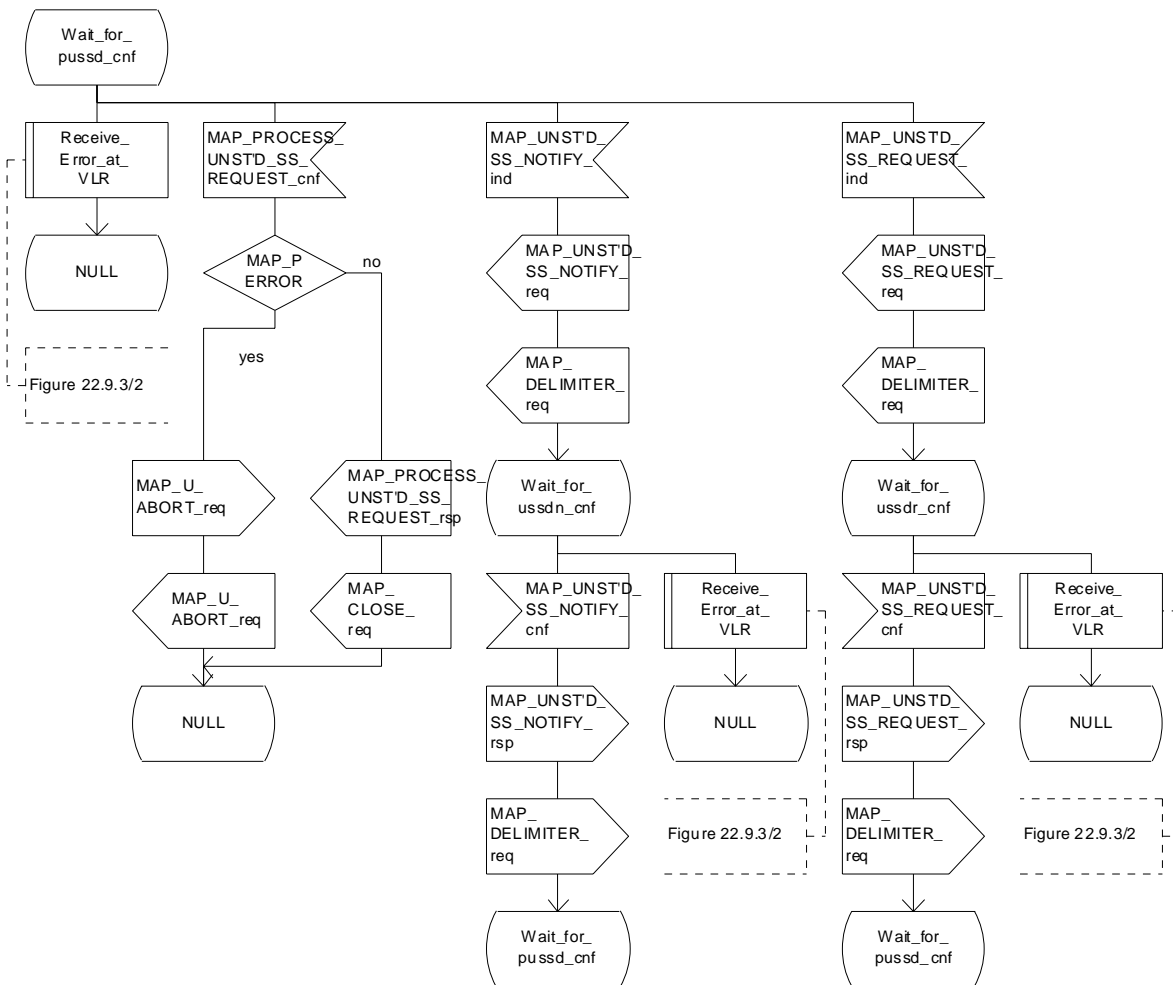


Figure 22.9.3/1 (sheet 2 of 3): Procedure MI\_USSD\_VLR

### Process MS\_INIT\_USSD\_VLR

22.9.3\_1.3(3)

Figure 22.9.3/1: Handling for mobile initiated USSD at VLR

Arrows to left are to MSC, arrows to right are to USSD application unless otherwise stated.

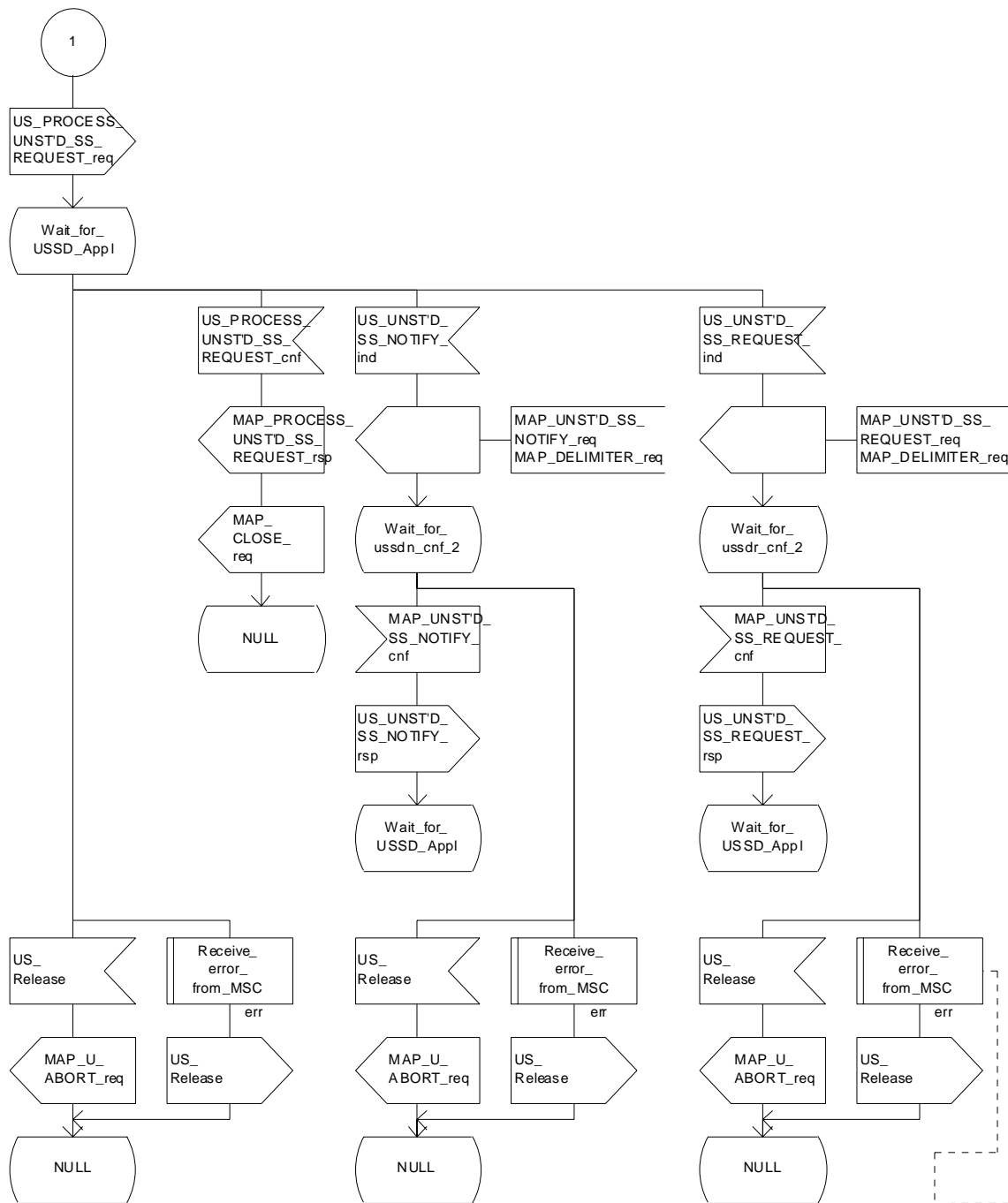


Figure 22.1.1.2/2

Figure 22.9.3/1 (sheet 3 of 3) : Procedure\_MI\_USSD\_VLR

Macrodefinition Receive\_Error\_at\_VLR

22.9.3\_2(1)

Figure 22.9.3/2: Handling of errors at VLR for USSD

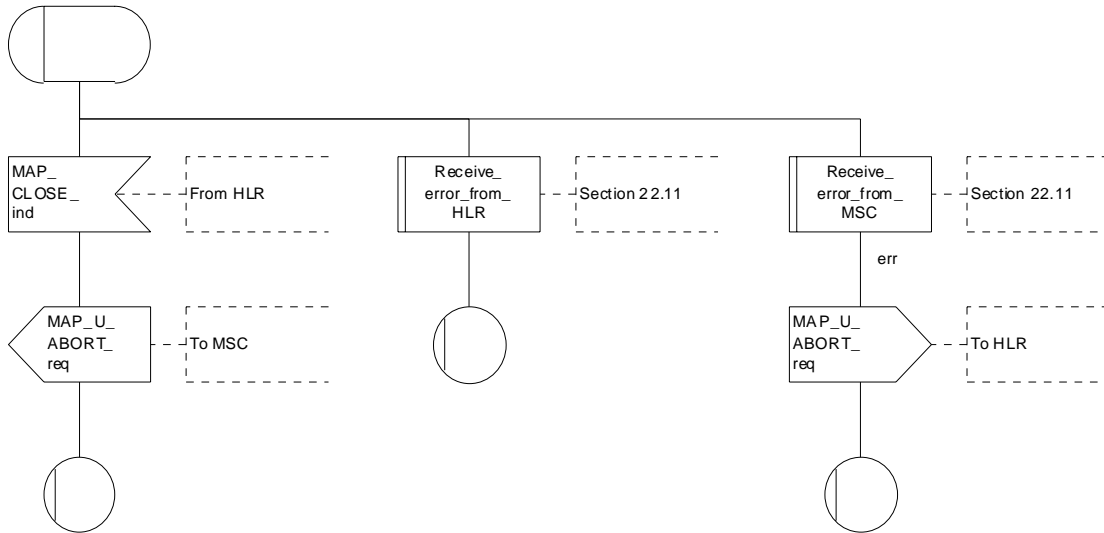


Figure 22.9.3/2: Macro Receive\_Error\_at\_VLR

## 22.9.4 Procedures in the HLR

The initiation of the process is shown in subclause 22.1.3.

Once a MAP dialogue is established, the HLR may handle the MAP\_PROCESS\_UNSTRUCTURED\_SS\_REQUEST from the VLR. This message contains information input by the user. If the alphabet used for the message is understood then the message shall either be fed to an application contained locally in the HLR or to the gsmSCF. If the alphabet is not understood then the error "UnknownAlphabet" shall be returned.

### Message Destined for Local Application

If the message is destined for the local USSD application then the HLR shall transfer the message to the local application.

The HLR may subsequently receive one or more requests from the application which correspond to the MAP\_UNSTRUCTURED\_SS\_REQUEST or MAP\_UNSTRUCTURED\_SS\_NOTIFY indications. These shall be sent transparently to the VLR. When a confirmation is received from the VLR this shall be returned to the application.

When the HLR receives the result of the original operation from the application then it shall pass this to the VLR and initiate release of the CM connection.

### Message Destined for gsmSCF

If the message is destined for the gsmSCF then the HLR shall transfer the message transparently to the gsmSCF.

The HLR may subsequently receive one or more MAP\_UNSTRUCTURED\_SS\_REQUEST or MAP\_UNSTRUCTURED\_SS\_NOTIFY indications from the gsmSCF. These shall be sent transparently to the VLR. When a confirmation is received from the VLR this shall be returned to the gsmSCF.

When the HLR receives a MAP\_PROCESS\_UNSTRUCTURED\_SS\_REQUEST confirmation from the gsmSCF then it shall pass this to the VLR and closes the MAP provider service.

### Error Handling

Both the VLR, the USSD Application and the gsmSCF may initiate release of the MAP service at any time. This is handled as shown in the diagrams.

The procedure in the HLR is shown in figure 22.9.4/1.



Process MS\_INIT\_USSD\_HLR

22.9.4\_1.1(4)

Figure 22.9.4/1: Handling of mobile initiated USSD at HLR.

Arrows to left are to VLR unless otherwise stated. Arrow to right are to USSD application unless otherwise stated

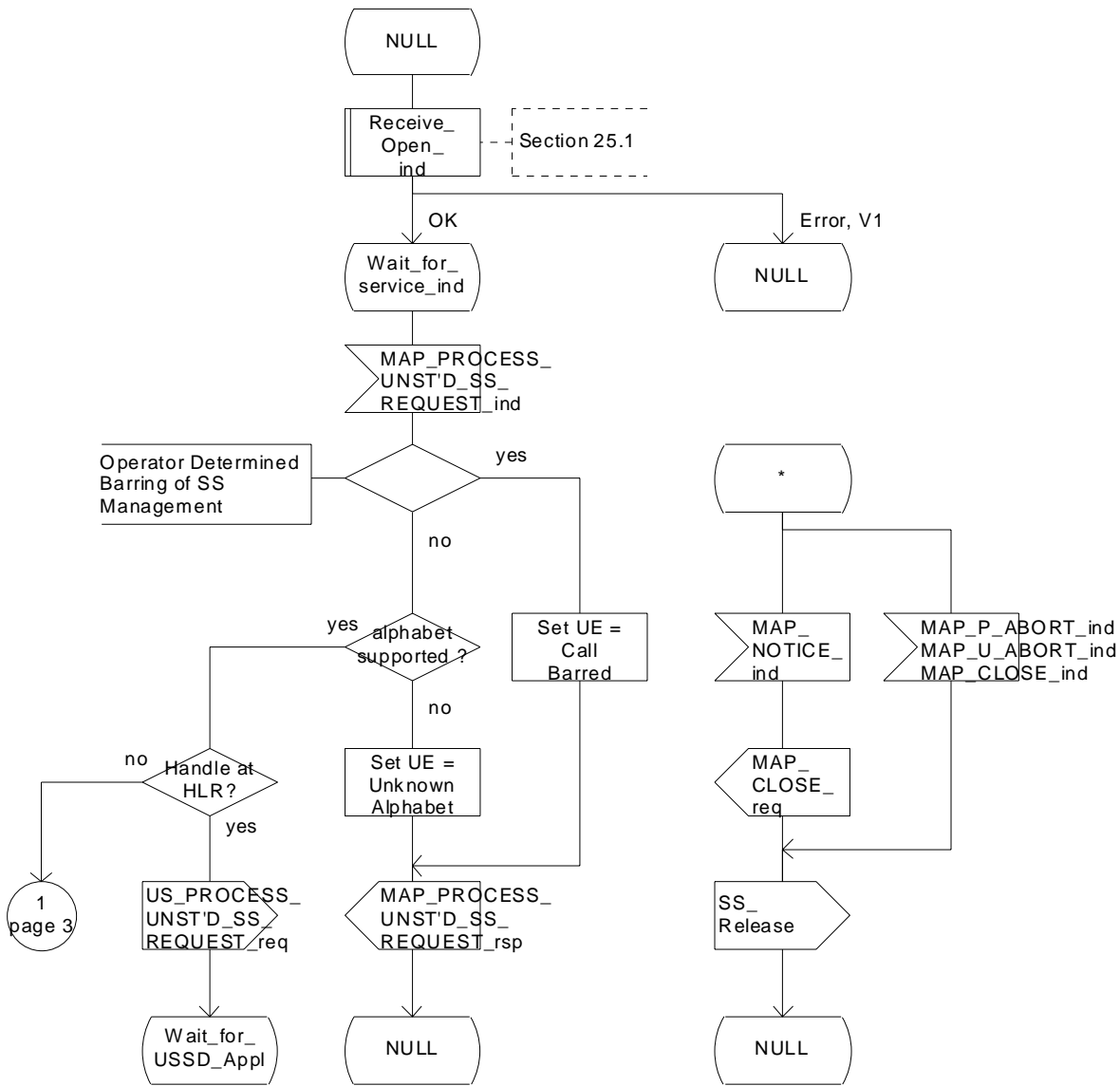


Figure 22.9.4/1 (sheet 1 of 4): Procedure MI\_USSD\_HLR

Process MS\_INIT\_USSD\_HLR

22.9.4\_1.2(4)

Figure 22.9.4/1: Handling of mobile initiated USSD at HLR.

Arrows to left are to VLR, arrows to right are to USSD application unless otherwise stated.

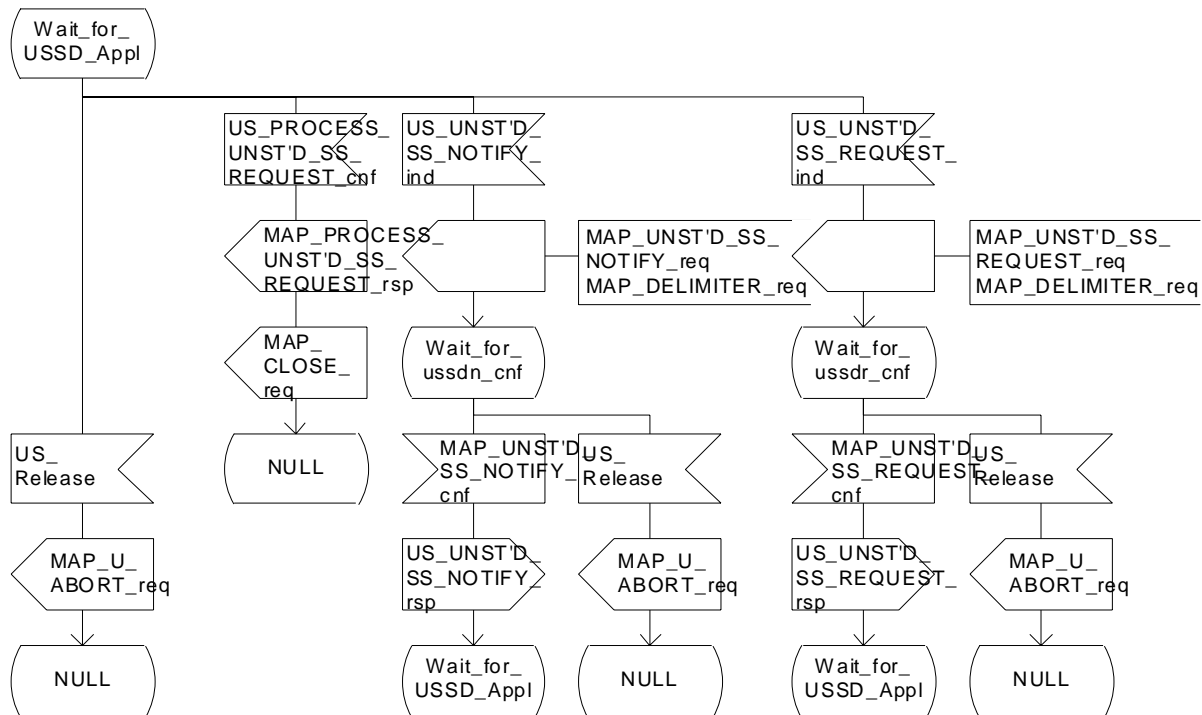


Figure 22.9.4/1 (sheet 2 of 4): Procedure MI\_USSD\_HLR

Process MS\_INIT\_USSD\_HLR

22.9.4\_1.3(4)

Figure 22.9.4/1: Handling of mobile initiated USSD at HLR.

Arrows to left are to VLR, arrows to right are to gsmSCF unless otherwise stated.

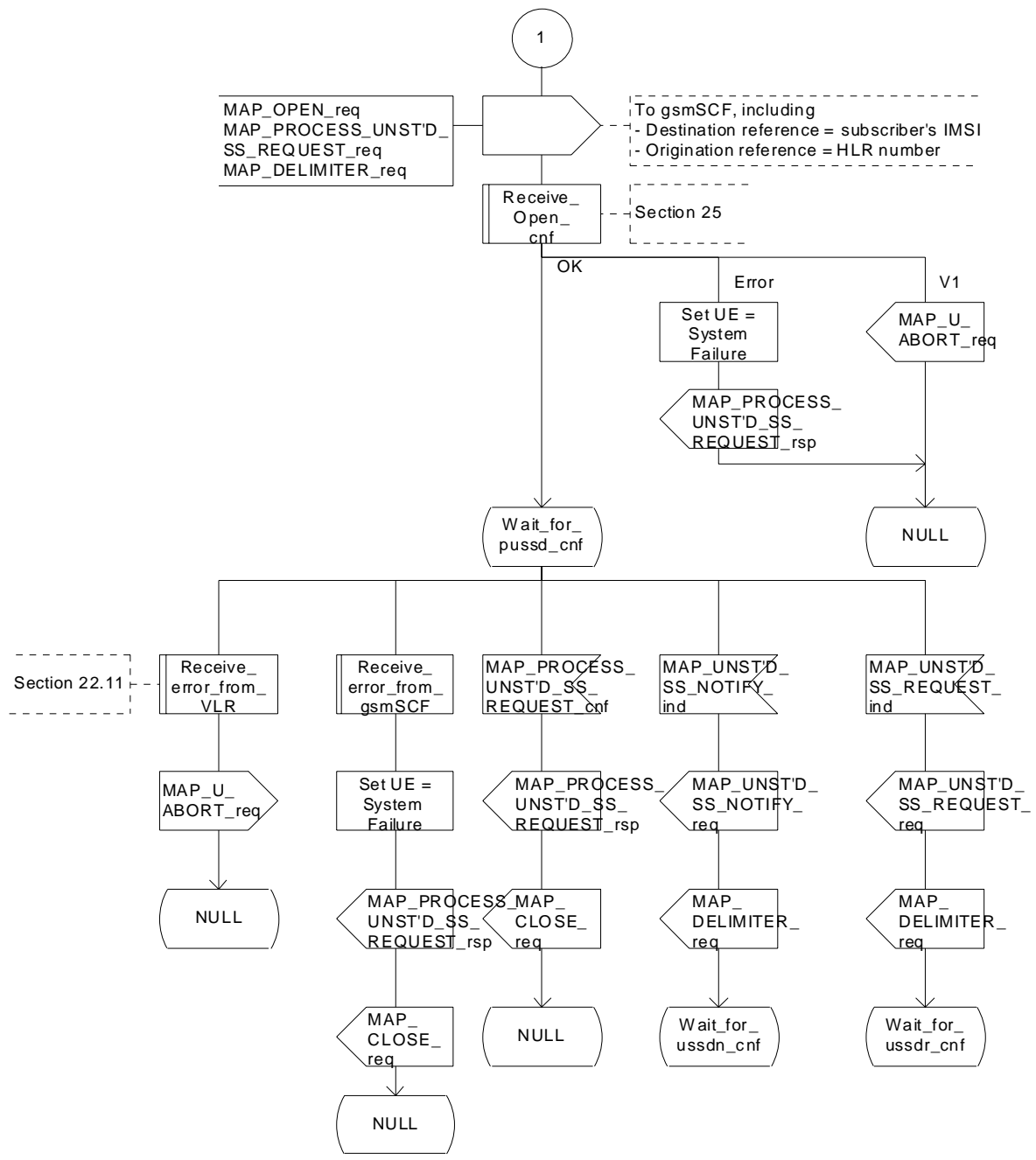


Figure 22.9.4/1 (sheet 3 of 4): Procedure MI\_USSD\_HLR

Process MS\_INIT\_USSD\_HLR

22.9.4\_1.4(4)

Figure 22.9.4/1: Handling of mobile initiated USSD at HLR.

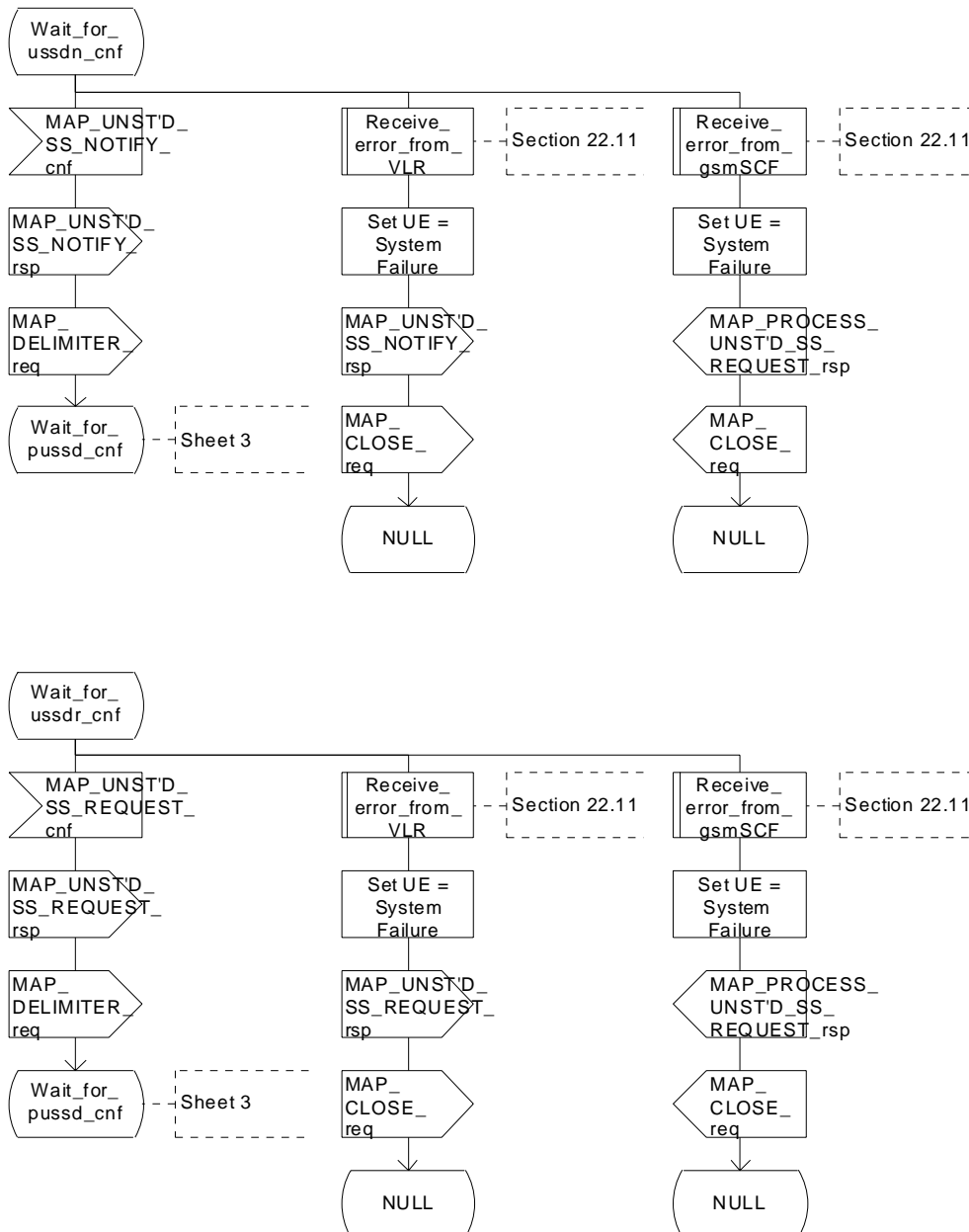


Figure 22.9.4/1 (sheet 4 of 4): Procedure MI\_USSD\_HLR

## 22.10 Network initiated USSD procedure

### 22.10.1 General

The procedure supports supplementary service signalling procedures which can allow PLMN specific services to be introduced.

The message flow for the procedure can be found in GSM 03.90.

The following services may be used:

MAP_PAGE	(defined in clauses 8 and 25);
MAP_SEARCH_FOR_MOBILE_SUBSCRIBER	(defined in clauses 8 and 25);
MAP_PROCESS_ACCESS_REQUEST	(defined in clauses 8 and 25);
MAP_AUTHENTICATE	(defined in clauses 8 and 25);
MAP_SET_CIPHERING_MODE	(defined in clauses 8 and 25);
MAP_FORWARD_NEW_TMSI	(defined in clauses 8 and 25);
MAP_READY_FOR_SM	(defined in clauses 12 and 25).

At least one of the following services will certainly be used, and both may be used:

MAP_UNSTRUCTURED_SS_REQUEST	(defined in clause 11);
MAP_UNSTRUCTURED_SS_NOTIFY	(defined in clause 11).

### 22.10.2 Procedure in the MSC

The procedure may be invoked either by the VLR or by a USSD application local to the MSC. They may start by using either the MAP\_UNSTRUCTURED\_SS\_REQUEST or MAP\_UNSTRUCTURED\_SS\_NOTIFY service. If the request is initiated by a local USSD application then the MSC will open a dialogue with the HLR.

In both cases the MSC will initiate a CM connection to the MS (using the page or search macros defined in subclause 25.3). Once the connection is successfully established the message received from the VLR or USSD application will be sent to the MS using the mapping specified in GSM 09.11.

Following transfer of the message the MSC will wait for a confirmation from the MS. This will be sent to the VLR or USSD application as appropriate.

Following this, the MSC may receive further uses of the MAP\_UNSTRUCTURED\_SS\_REQUEST or MAP\_UNSTRUCTURED\_SS\_NOTIFY services, or may receive an indication to release the connection to the MS.

In the event of an error, the connection to the MS shall be released, and the MAP process with the VLR shall be aborted as shown in the diagram.

The procedure in the MSC is shown in figure 22.10.2/1.

Process NW\_INIT\_USSD\_MSC

22.10.2\_1.1(4)

Figure 22.10.2/1: Handling of network initiated USSD in MSC

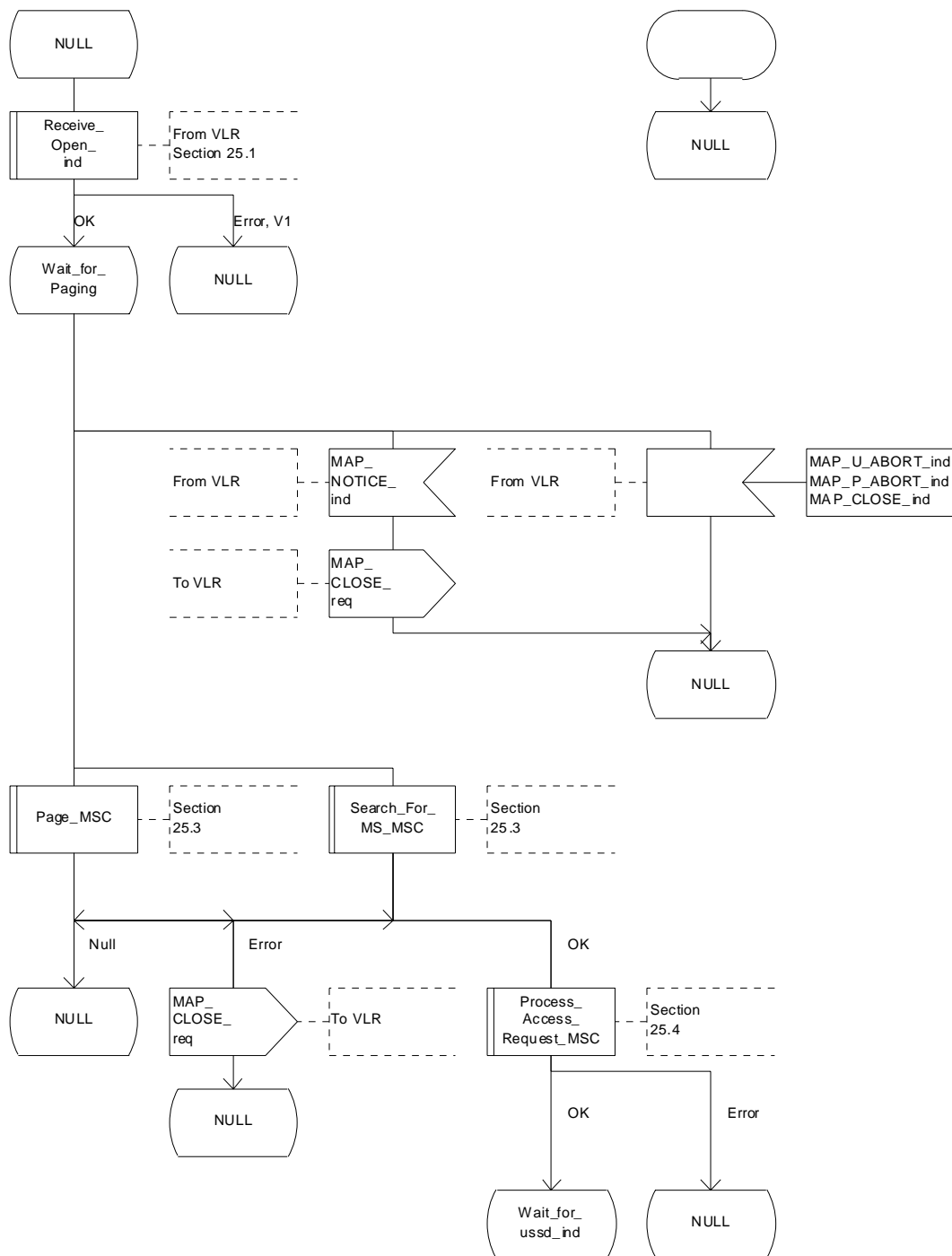


Figure 22.10.2/1 (sheet 1 of 4): Procedure NI\_USSD\_MSC

Process NW\_INIT\_USSD\_MSC

22.10.2\_1.2(4)

Figure 22.10.2/1: Handling of network initiated USSD in MSC

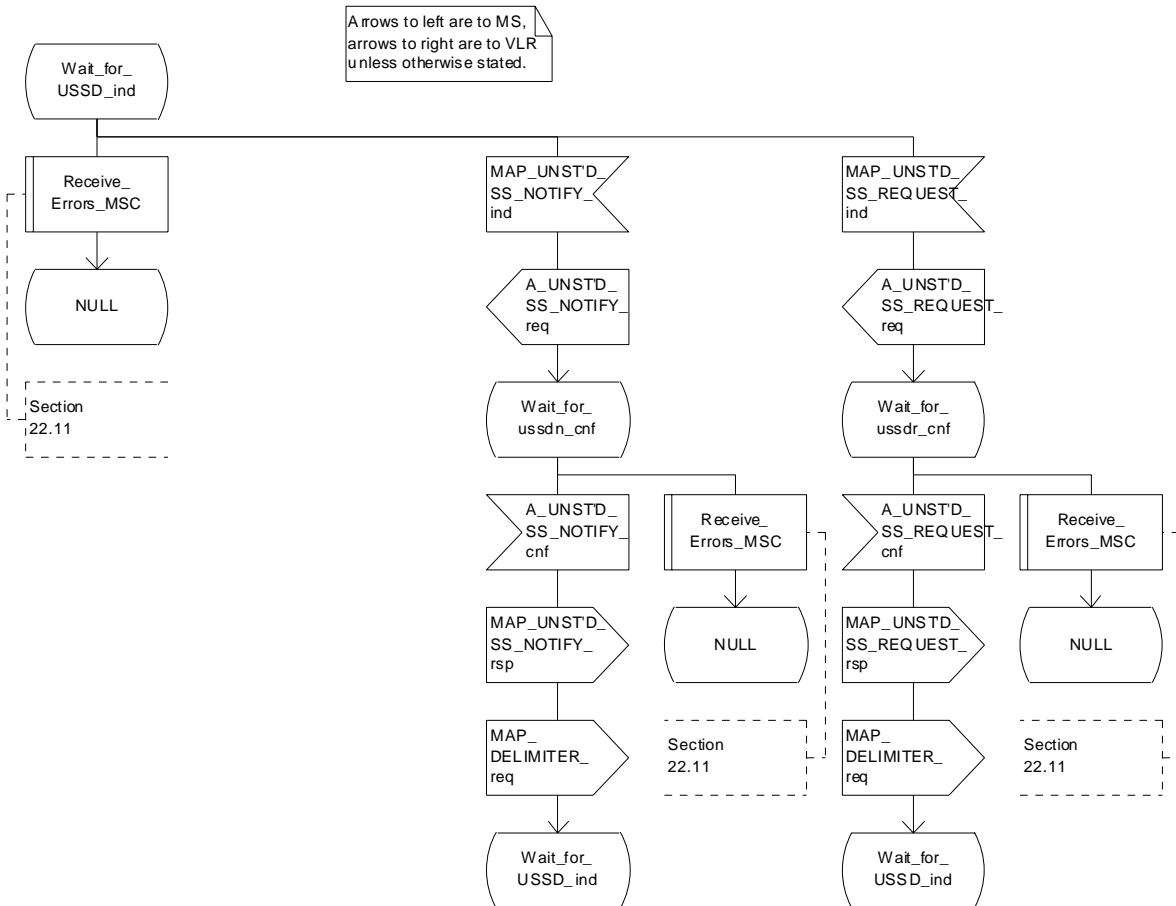


Figure 22.10.2/1 (sheet 2 of 4): Procedure NI\_USSD\_MSC

Process NW\_INIT\_USSD\_MSC

22.10.2\_1.3(4)

Figure 22.10.2/1: Handling of network initiated USSD in MSC

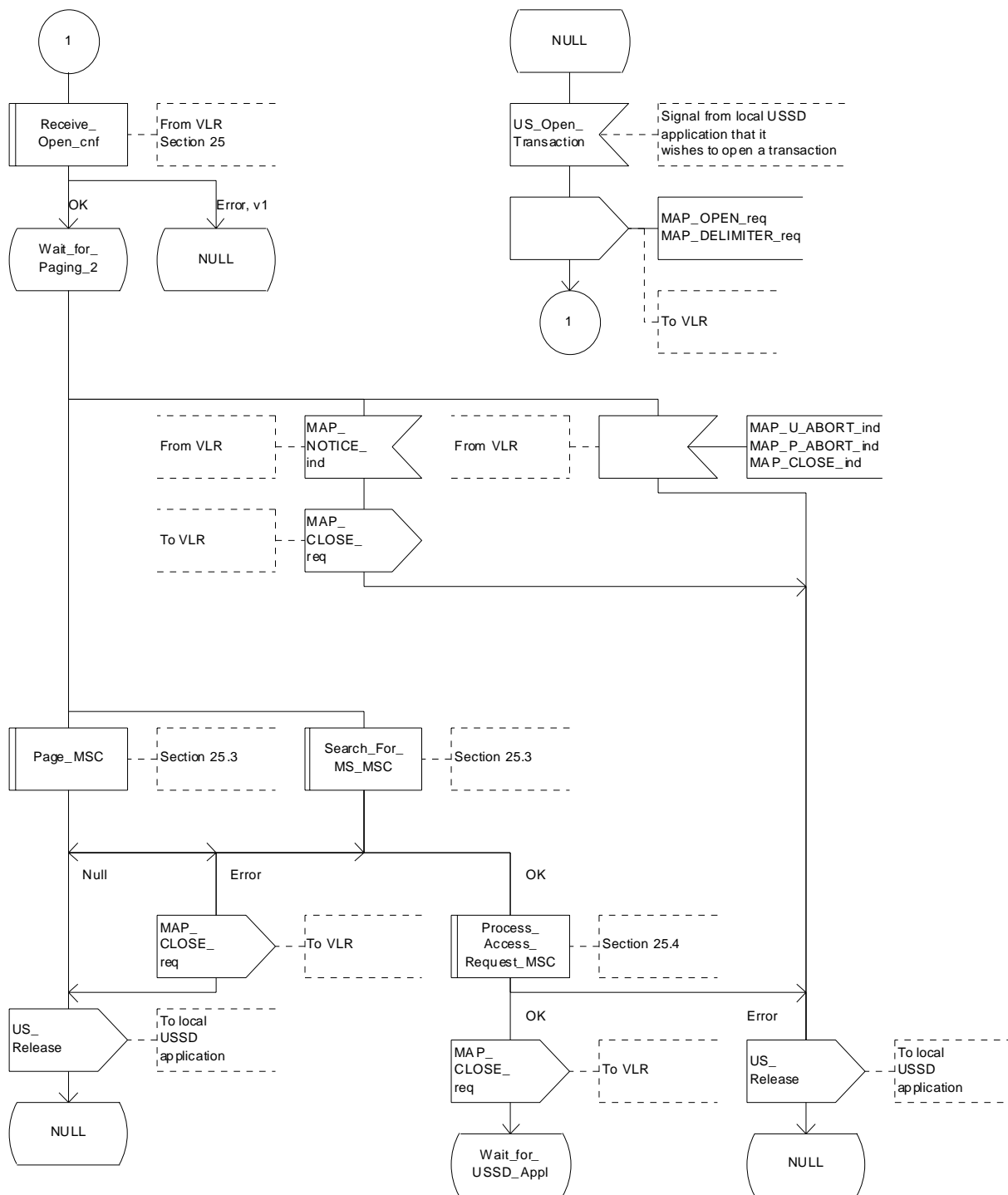


Figure 22.10.2/1 (sheet 3 of 4): Procedure NI\_USSD\_MSC



Process NW\_INIT\_USSD\_MSC

22.10.2\_1.4(4)

Figure 22.10.2/1: Handling of network initiated USSD in MSC

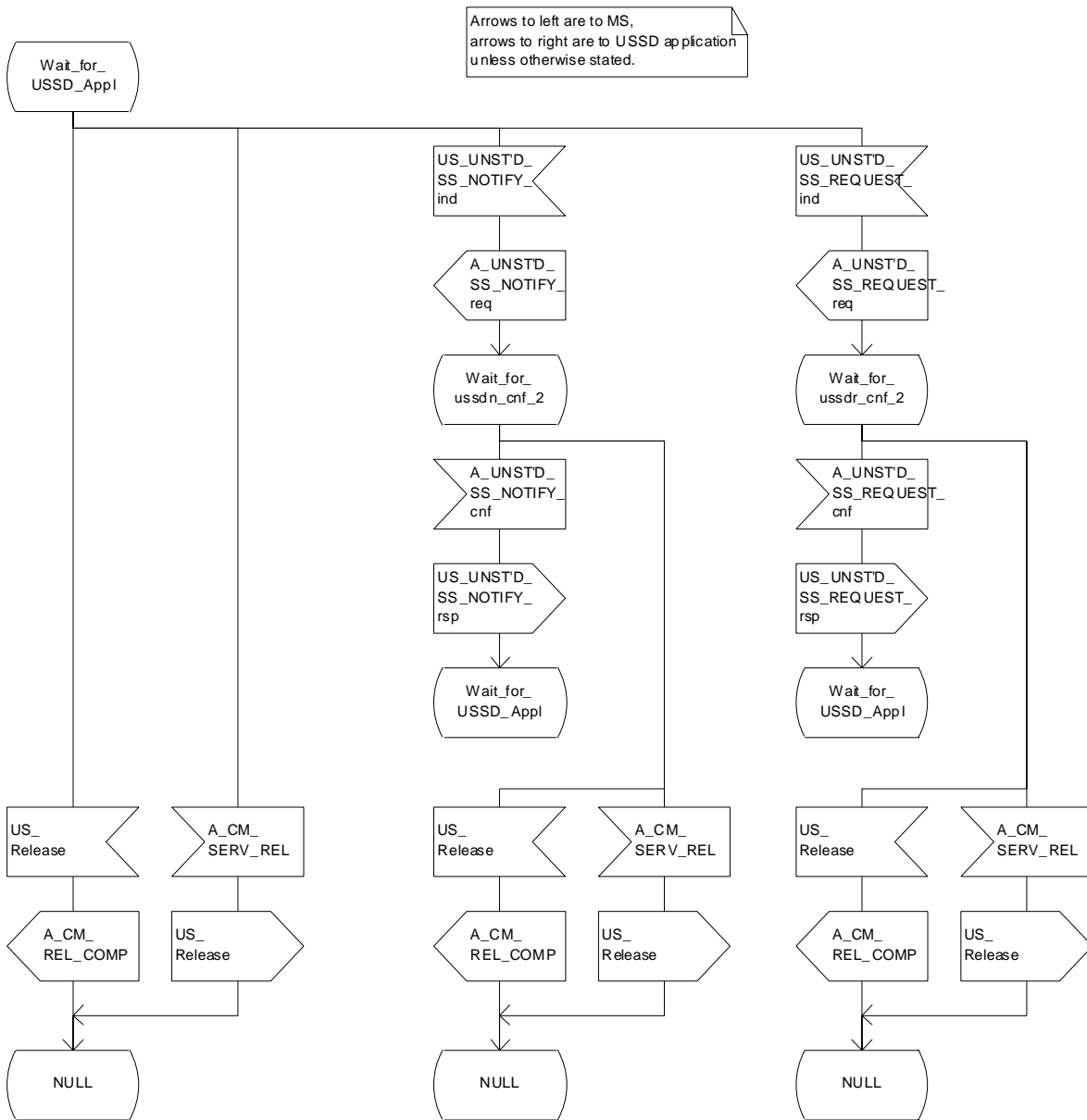


Figure 22.10.2/1 (sheet 4 of 4): Procedure NI\_USSD\_MSC

### 22.10.3 Procedure in the VLR

The procedure may be invoked either by the HLR or by a USSD application local to the VLR. They may start by using either the MAP\_UNSTRUCTURED\_SS\_REQUEST or MAP\_UNSTRUCTURED\_SS\_NOTIFY service.

In both cases the VLR will first initiate a MAP dialogue with the MSC. When the indication for the unstructured SS request or notify is received then the macro Start\_USSD\_VLR will be used to page the MS and open a CM connection. Once the CM connection is successfully established the indication received from the HLR or USSD application will be sent to the MSC.

Following transfer of the message the VLR will wait for a confirmation from the MSC. This will be sent to the HLR or USSD application as appropriate.

Following this, the VLR may receive further uses of the MAP\_UNSTRUCTURED\_SS\_REQUEST or MAP\_UNSTRUCTURED\_SS\_NOTIFY services, or may receive a MAP\_CLOSE\_ind.

In the event of an error, the MAP process with the MSC shall be released, and if necessary the MAP process with the HLR shall be aborted as shown in the diagram.

The procedure in the VLR is shown in figure 22.10.3/1.

#### **MSC Initiated USSD**

If a USSD application in the MSC wishes to use the network initiated USSD procedure, and a connection to the MS does not exist then it shall open a dialogue to the VLR. This dialogue will automatically lead to the VLR performing page and search using the macro Start\_USSD\_VLR.

#### **Macro Start\_USSD\_VLR**

This macro is used to initiate a CM connection with the MS for transfer of network initiated unstructured SS data.

It first checks for correct data in the VLR. If a problem is found then "Err" is returned.

A page or search procedure (as appropriate) will then be used to contact the MS. Following successful page or search the macro Process\_Access\_Request\_VLR specified in subclause 25.4 will be used to handle the CM connection establishment.

The macro is shown in figure 22.10.3/2.

Process NW\_INIT\_USSD\_VLR

22.10.3\_1.1(4)

Figure 22.10.3/1: Handling of network initiated USSD at VLR

Arrows to left are to MSC, Arrows to right are to HLR unless otherwise stated.

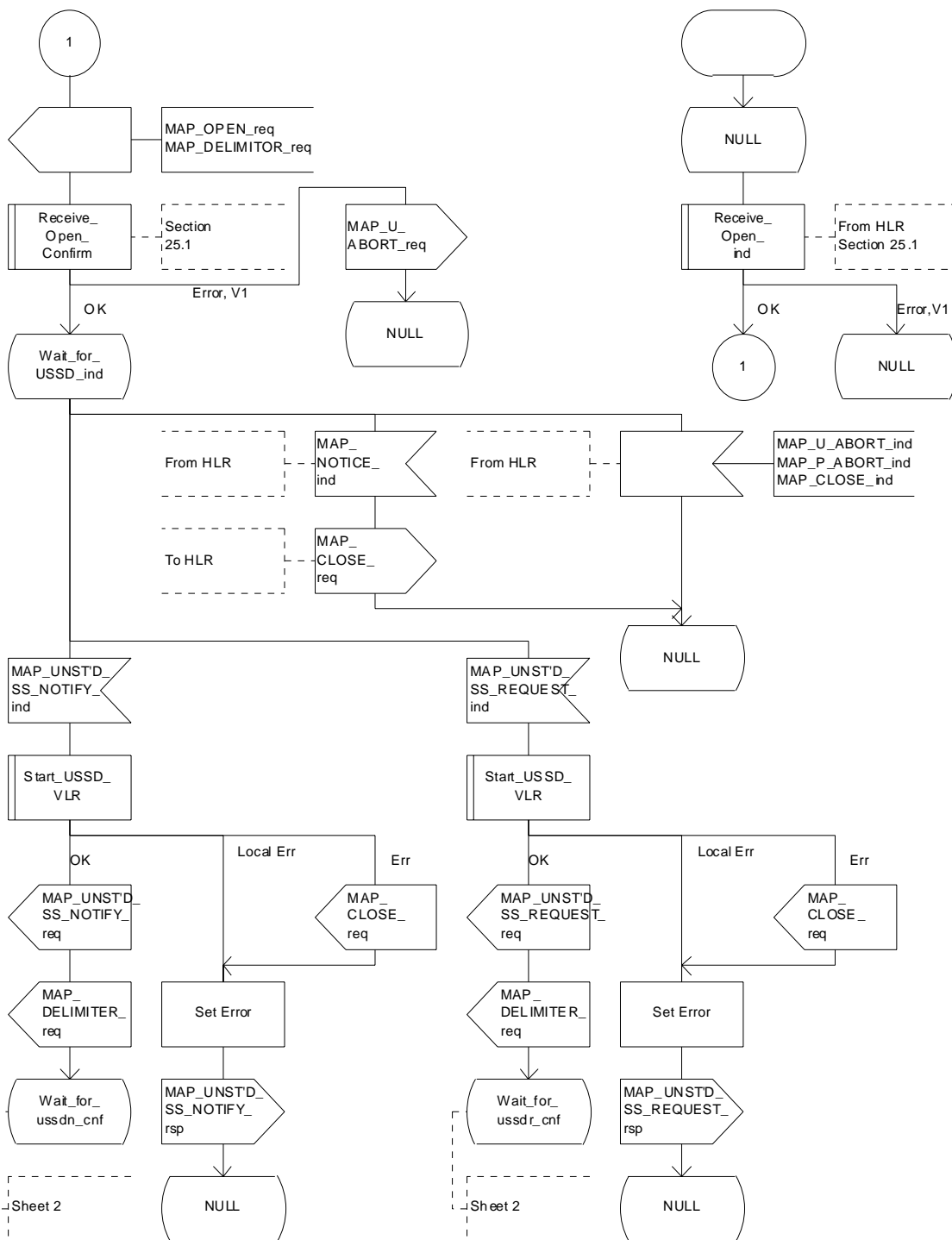


Figure 22.10.3/1 (sheet 1 of 4): Procedure NI\_USSD\_VLR

Process NW\_INIT\_USSD\_VLR

22.10.3\_1.2(4)

Figure 22.10.3/1: Handling of network initiated USSD at VLR

Arrows to left are to MSC, arrows to right are to HLR unless otherwise stated.

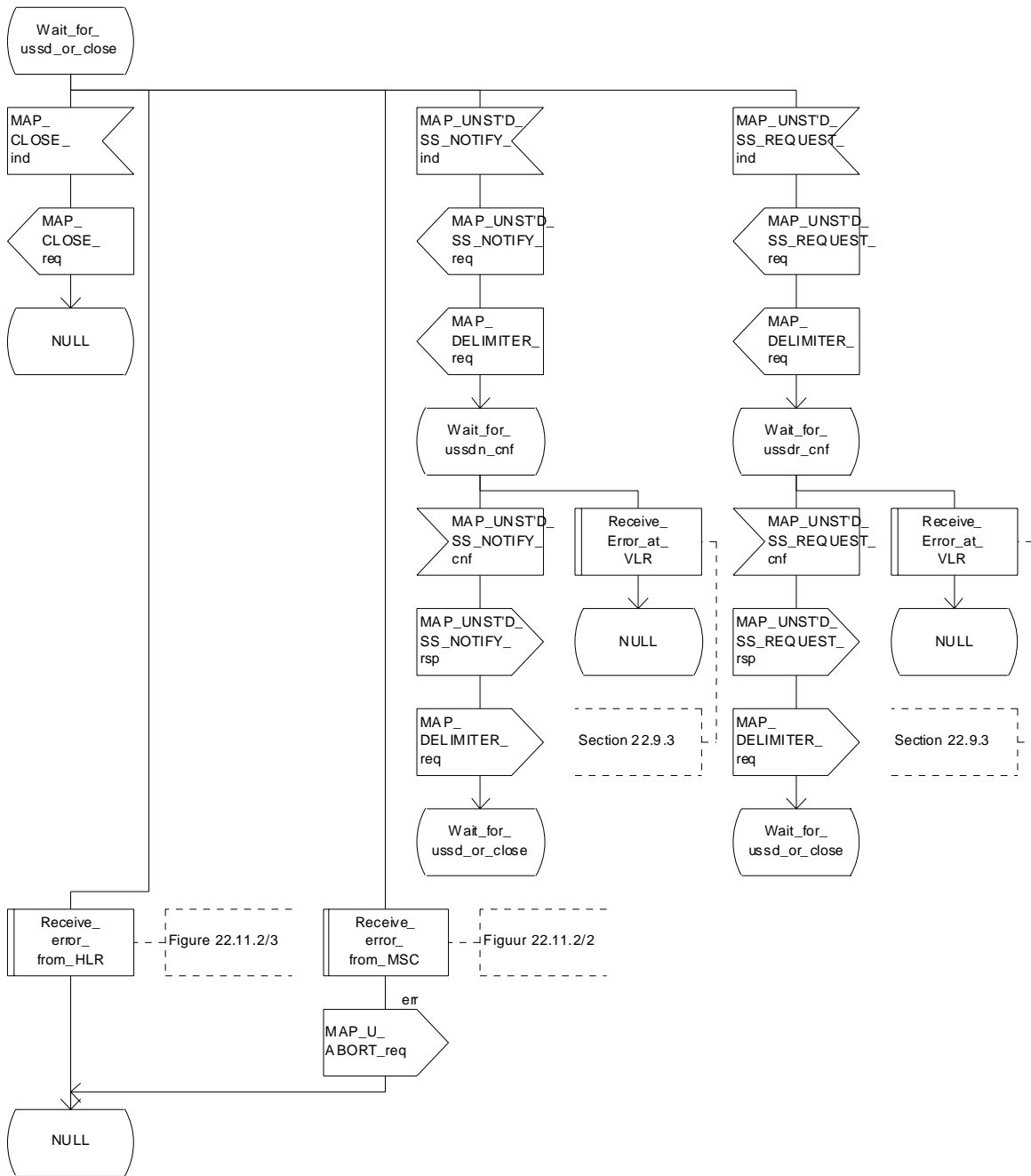


Figure 22.10.3/1 (sheet 2 of 4): Procedure NI\_USSD\_VLR

### Process NW\_INIT\_USSD\_VLR

22.10.3\_1.3(4)

Figure 22.10.3/1: Handling of network initiated USSD at VLR

Arrows to left are to MSC, arrows to right are to USSD application unless otherwise stated.

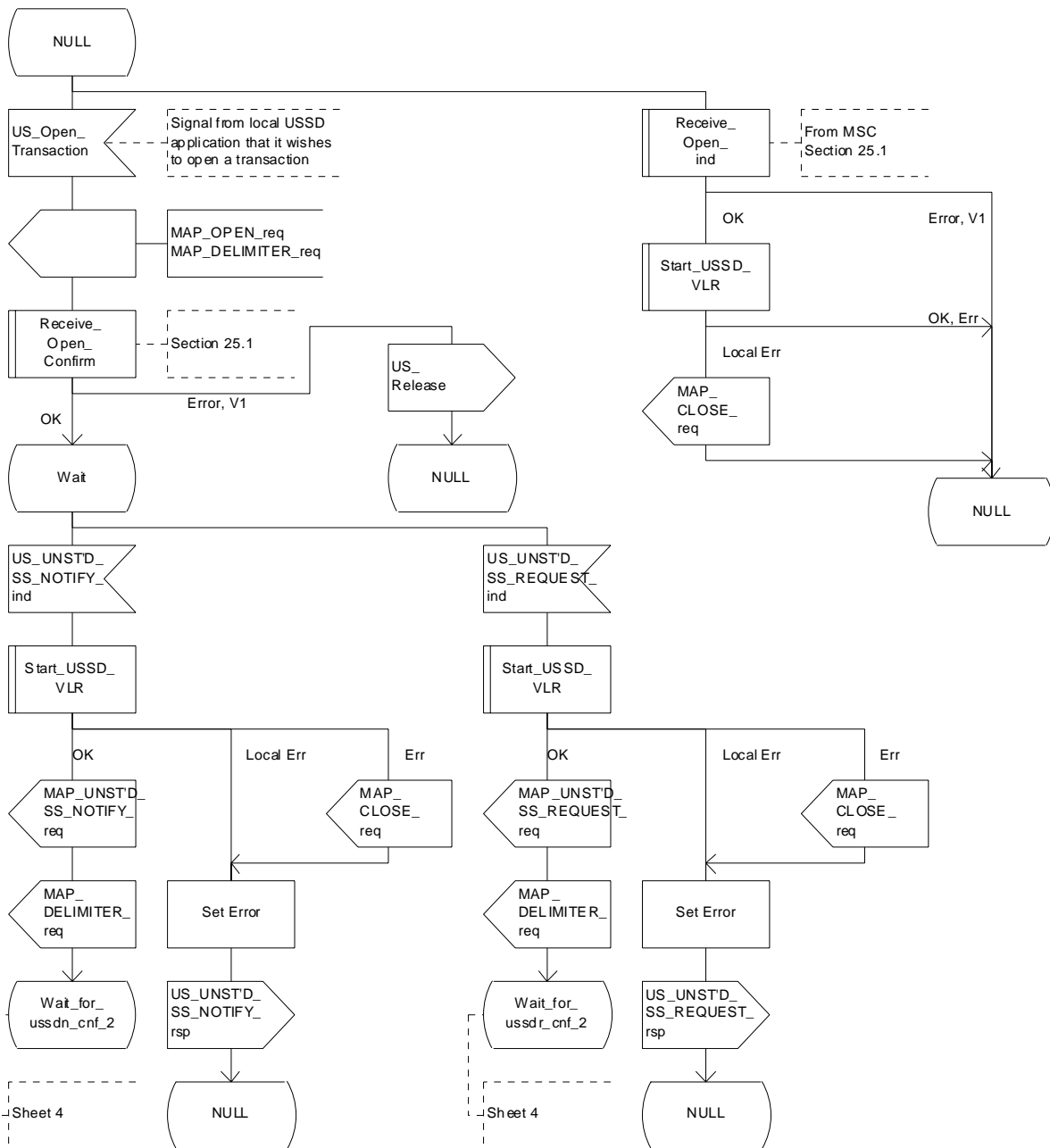


Figure 22.10.3/1 (sheet 3 of 4): Procedure NI\_USSD\_VLR

Process NW\_INIT\_USSD\_VLR

22.10.3\_1.4(4)

Figure 22.10.3/1: Handling of network initiated USSD at VLR

Arrows to left are to MSC, arrows to right are to USSD application unless otherwise stated.

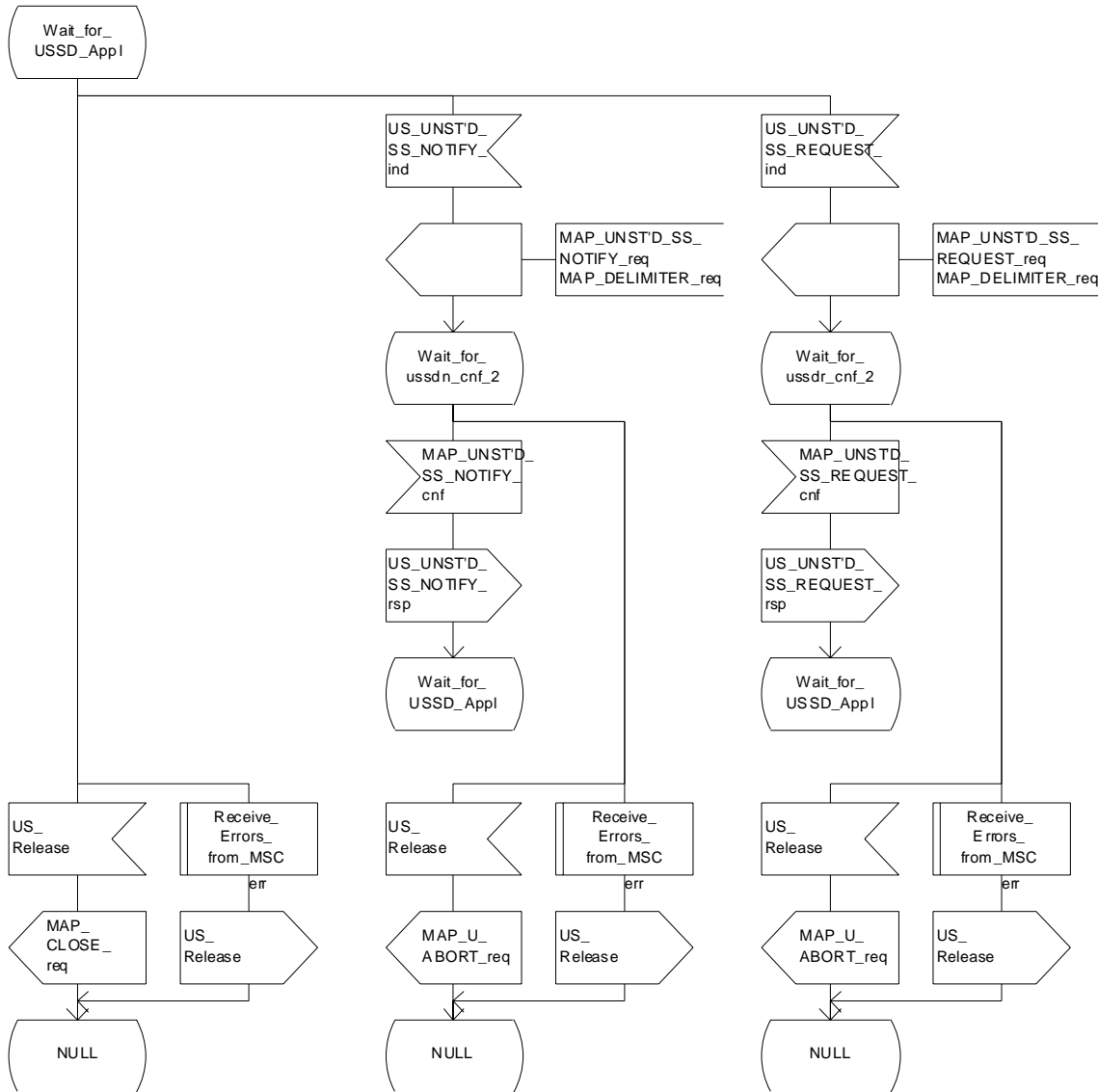


Figure 22.10.3/1 (sheet 4 of 4): Procedure NI\_USSD\_VLR

Macrodefinition Start\_USSD\_VLR

22.10.3\_2.1(2)

Figure 22.10.3/2: Macro to establish a connection to the MS for a network initiated USSD operation.

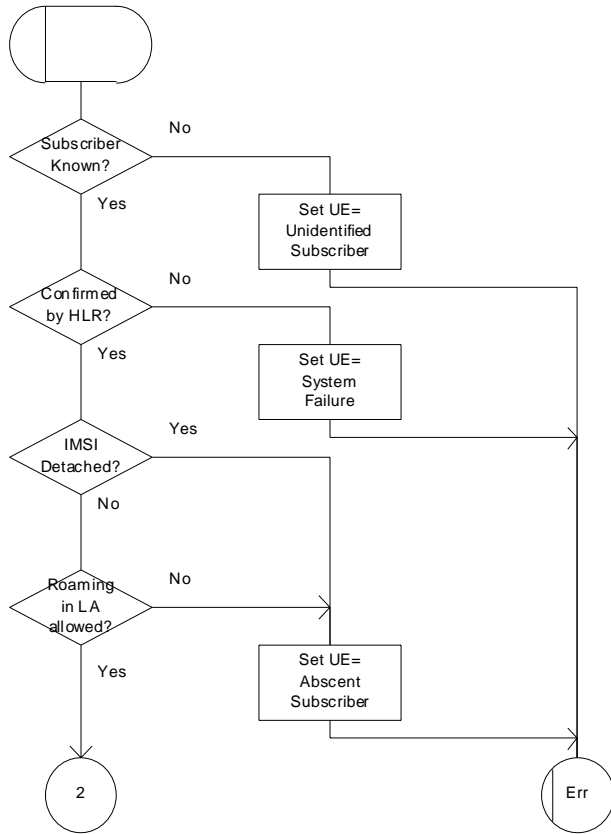


Figure 22.10.3/2 (sheet 1 of 2): Macro Start\_USSD\_VLR

Macrodefinition Start\_USSD\_VLR

22.10.3\_2.2(2)

Figure 22.10.3/2: Macro to establish a connection to the MS for a network initiated USSD operation.

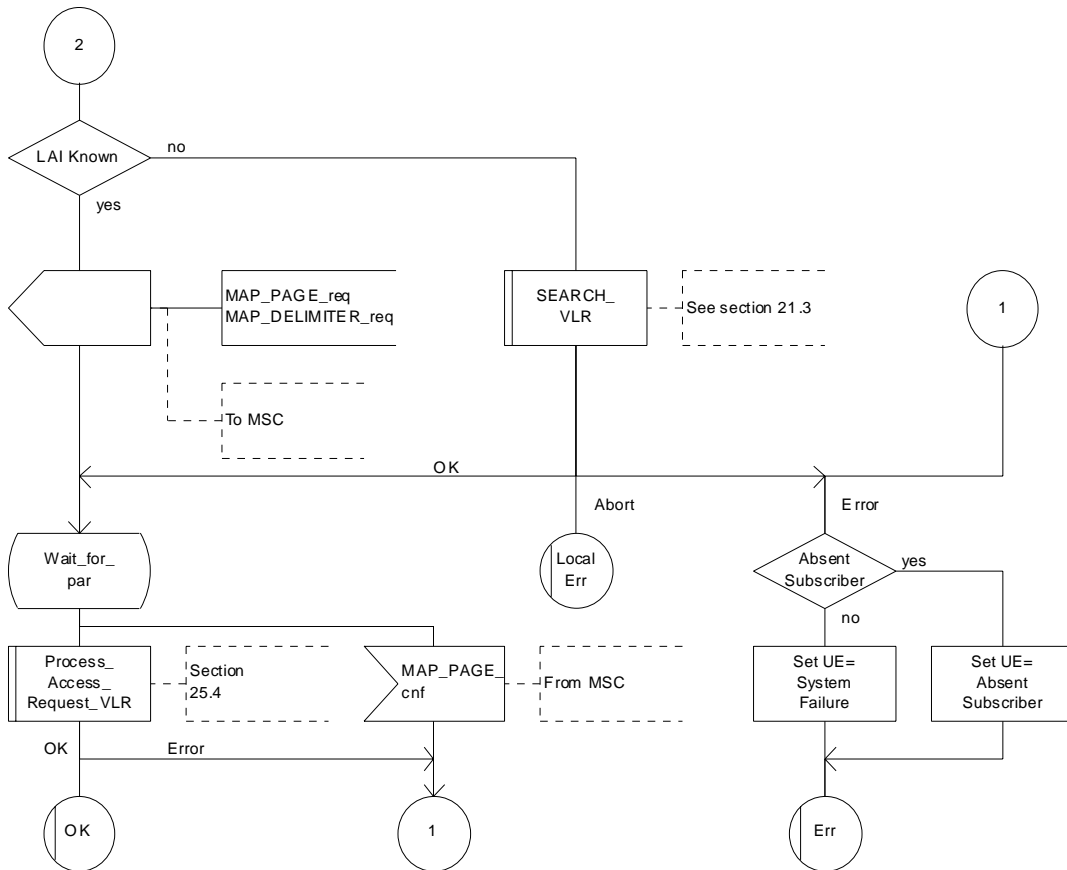


Figure 22.10.3/2 (sheet 2 of 2): Macro Start\_USSD\_VLR



## 22.10.4 Procedure in the HLR

The procedure may be invoked either by the gsmSCF or by a USSD application local to the HLR. It may start by using either the MAP\_UNSTRUCTURED\_SS\_REQUEST or MAP\_UNSTRUCTURED\_SS\_NOTIFY service.

In both cases the HLR will first check whether the MS is reachable.

If the MS is reachable, the HLR will initiate a MAP dialogue with the VLR. Once the dialogue is successfully established the message received from the gsmSCF or USSD application will be sent to the VLR.

Following transfer of the message the HLR will wait for a confirmation from the VLR. This will be sent to the gsmSCF or USSD application as appropriate.

Following this, the HLR may receive further uses of the MAP\_UNSTRUCTURED\_SS\_REQUEST or MAP\_UNSTRUCTURED\_SS\_NOTIFY services, or may receive a MAP\_CLOSE\_ind.

In the event of an error, the MAP process with the VLR shall be released and if necessary the MAP process with the gsmSCF shall be aborted, as shown in the diagram.

### Message Originated by gsmSCF

If the message is originated by the gsmSCF then the HLR shall transfer the message transparently to the VLR.

The HLR may subsequently receive one or more MAP\_UNSTRUCTURED\_SS\_REQUEST\_ind or MAP\_UNSTRUCTURED\_SS\_NOTIFY\_ind indications from the gsmSCF. These shall be sent transparently to the VLR. When a confirmation is received from the VLR this shall be returned to the gsmSCF.

When the HLR receives a MAP\_CLOSE\_ind from the gsmSCF then it shall pass this to the VLR and close the MAP dialogue.

The procedure in the HLR is shown in figure 22.10.4/1 and 22.10.4/2.

Process NW\_INIT\_USSD\_HLR

22.10.4\_1.1(5)

Figure 22.10.4/1 Handling of network initiated USSD at HLR

Arrows to left are to VLR,  
Arrows to right are to gsmSCF  
unless otherwise stated.

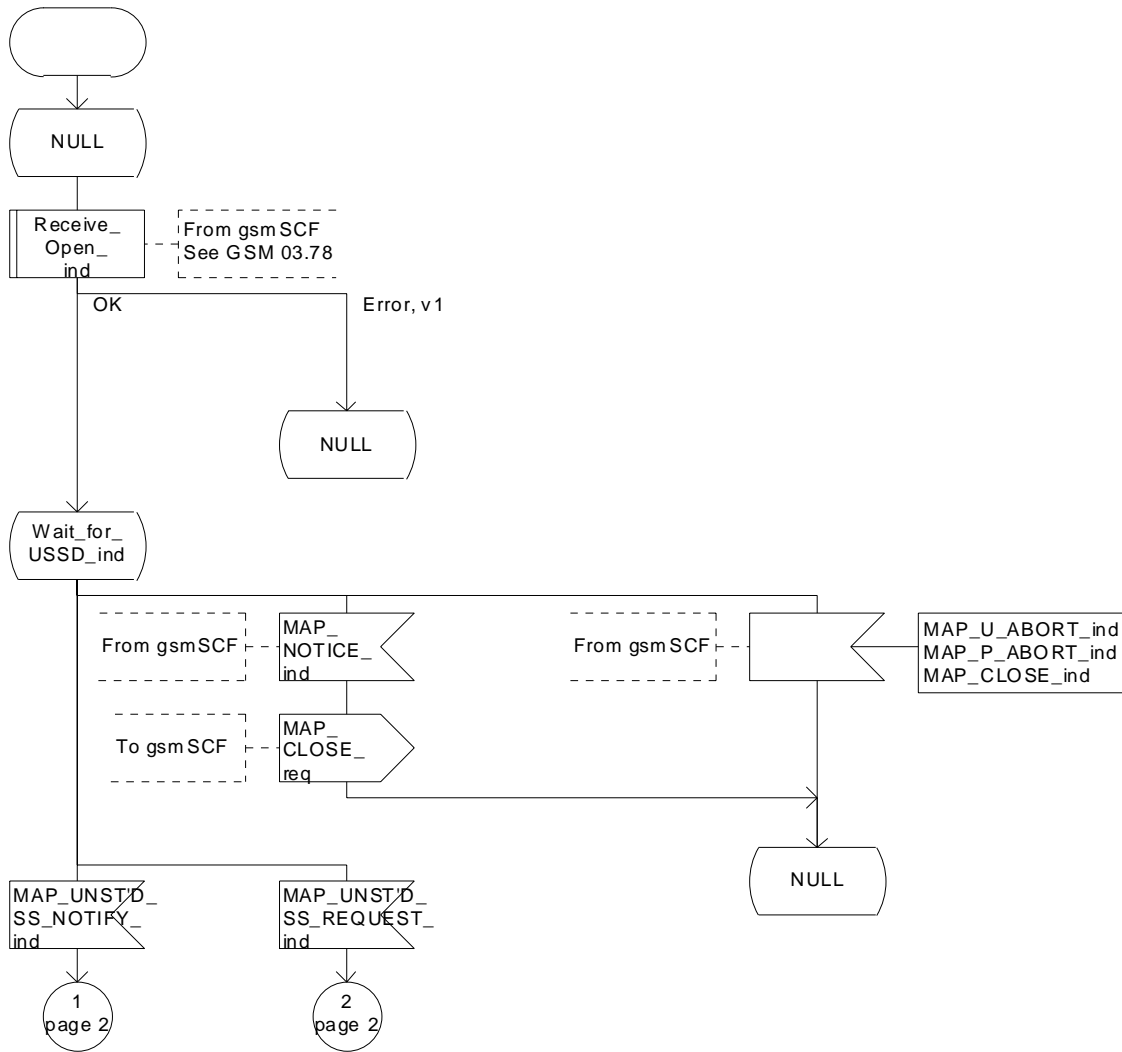


Figure 22.10.4/1 (sheet 1 of 5): Procedure NI\_USSD\_HLR

Process NW\_INIT\_USSD\_HLR

22.10.4\_1.2(5)

Figure 22.10.4/1 Handling of network initiated USSD at HLR

Arrows to left are to VLR, Arrows to right are to gsm SCF unless otherwise stated.

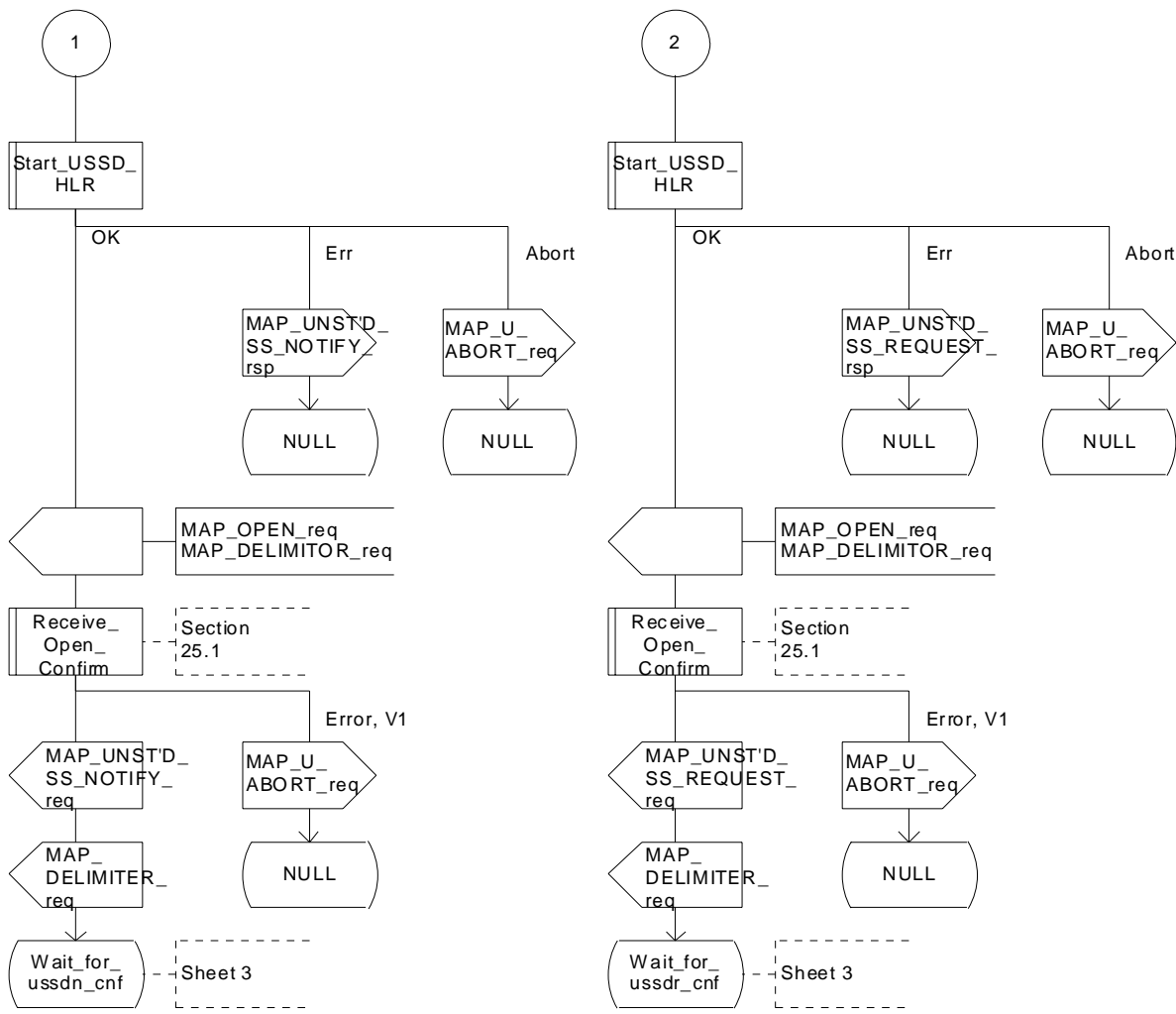


Figure 22.10.4/1 (sheet 2 of 5): Procedure NI\_USSD\_HLR

Process NW\_INIT\_USSD\_HLR

22.10.4\_1.3(5)

Figure 22.10.4/1 Handling of network initiated USSD at HLR

Arrows to left are to VLR, Arrows to right are to gsmSCF unless otherwise stated.

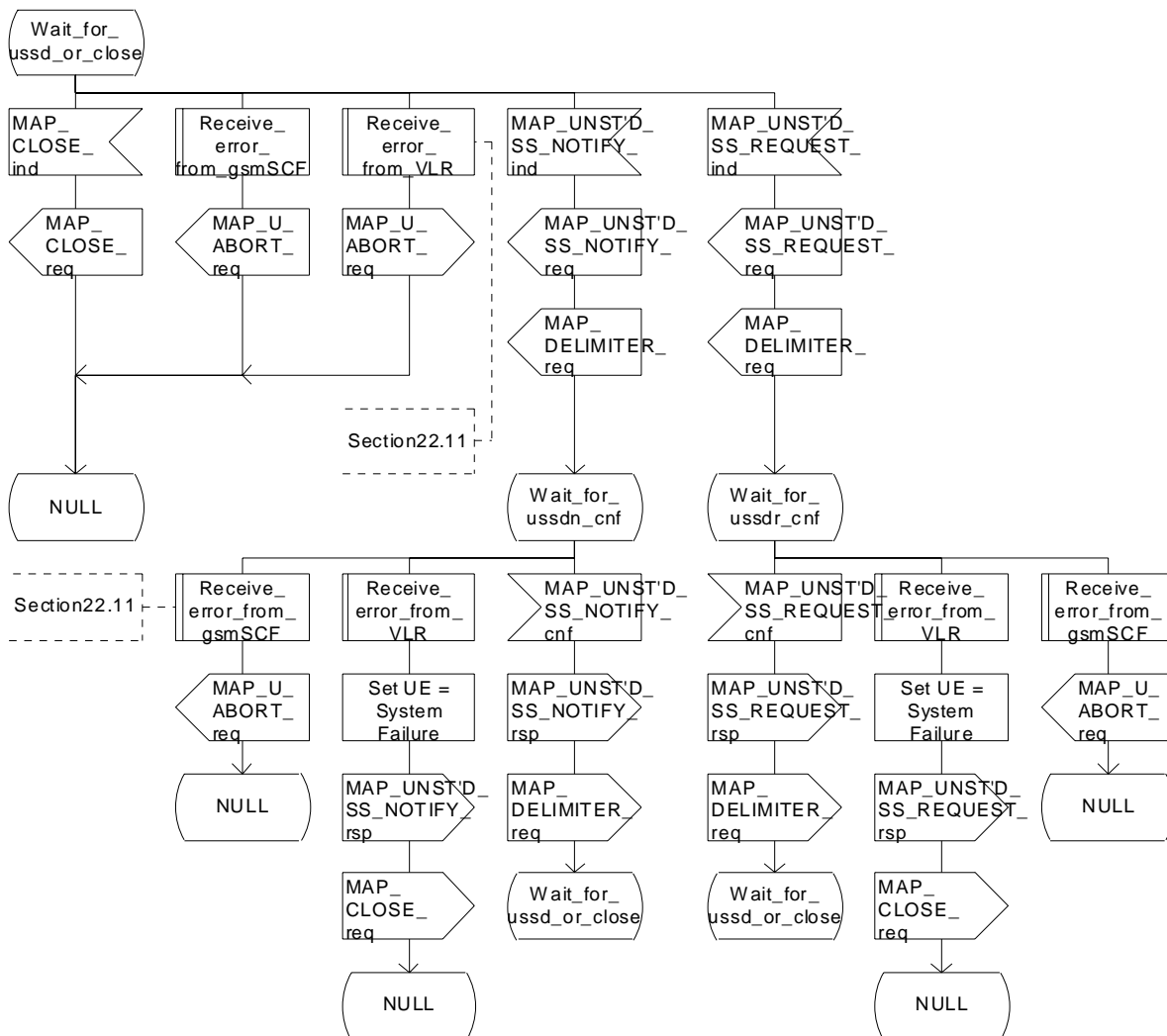


Figure 22.10.4/1 (sheet 3 of 5): Procedure NI\_USSD\_HLR

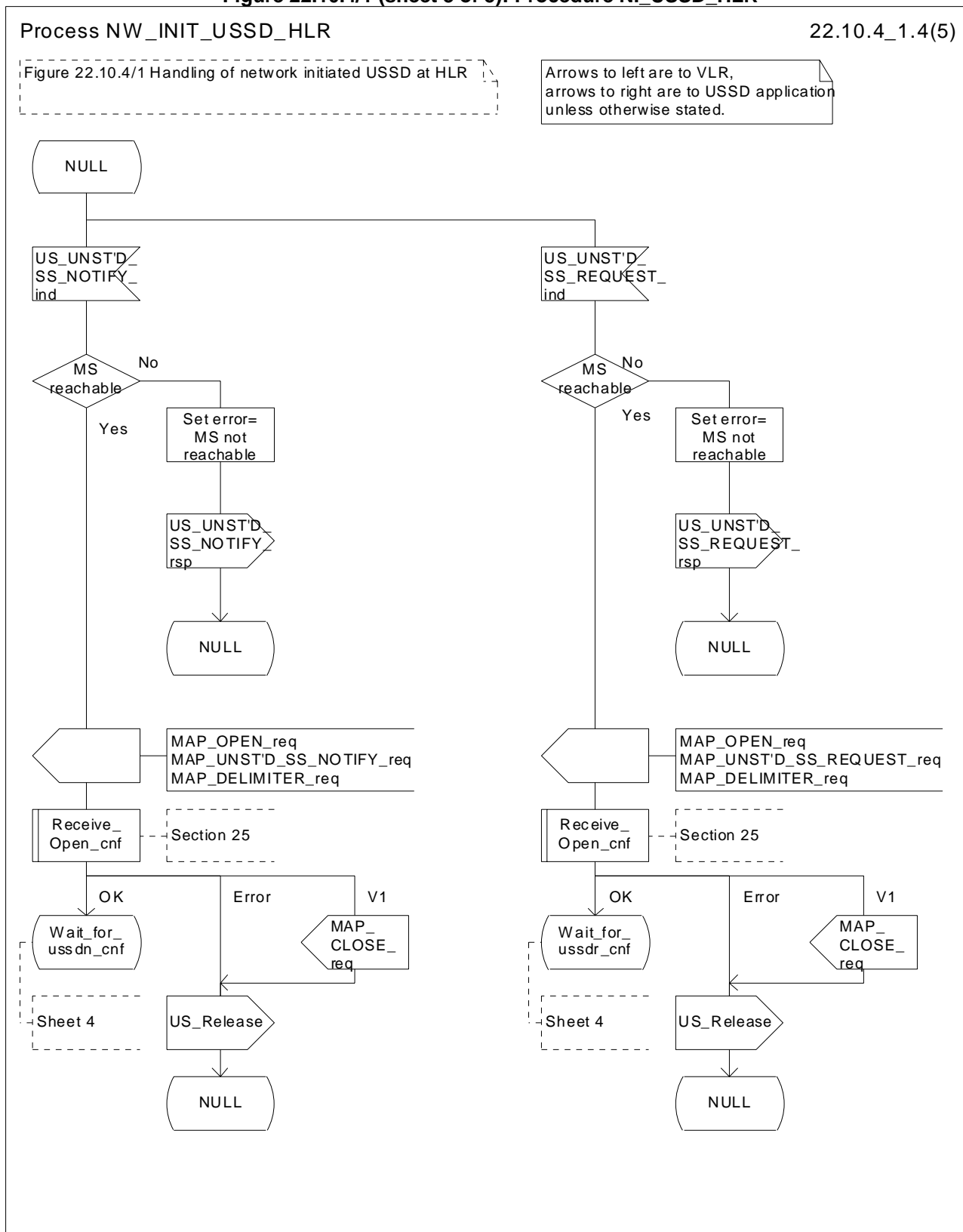


Figure 22.10.4/1 (sheet 4 of 5): Procedure NI\_USSD\_HLR

Process NW\_INIT\_USSD\_HLR

22.10.4\_1.5(5)

Figure 22.10.4/1 Handling of network initiated USSD at HLR

Arrows to left are to VLR, arrows to right are to USSD application unless otherwise stated.

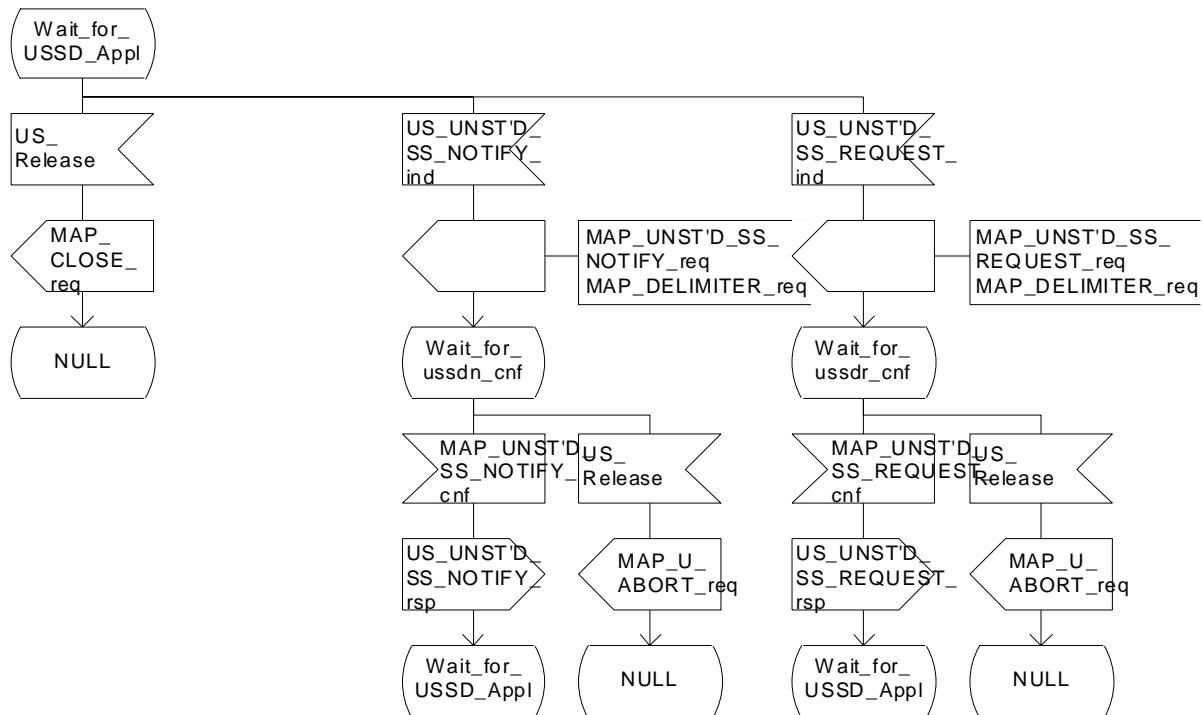


Figure 22.10.4/1 (sheet 5 of 5): Procedure NI\_USSD\_HLR

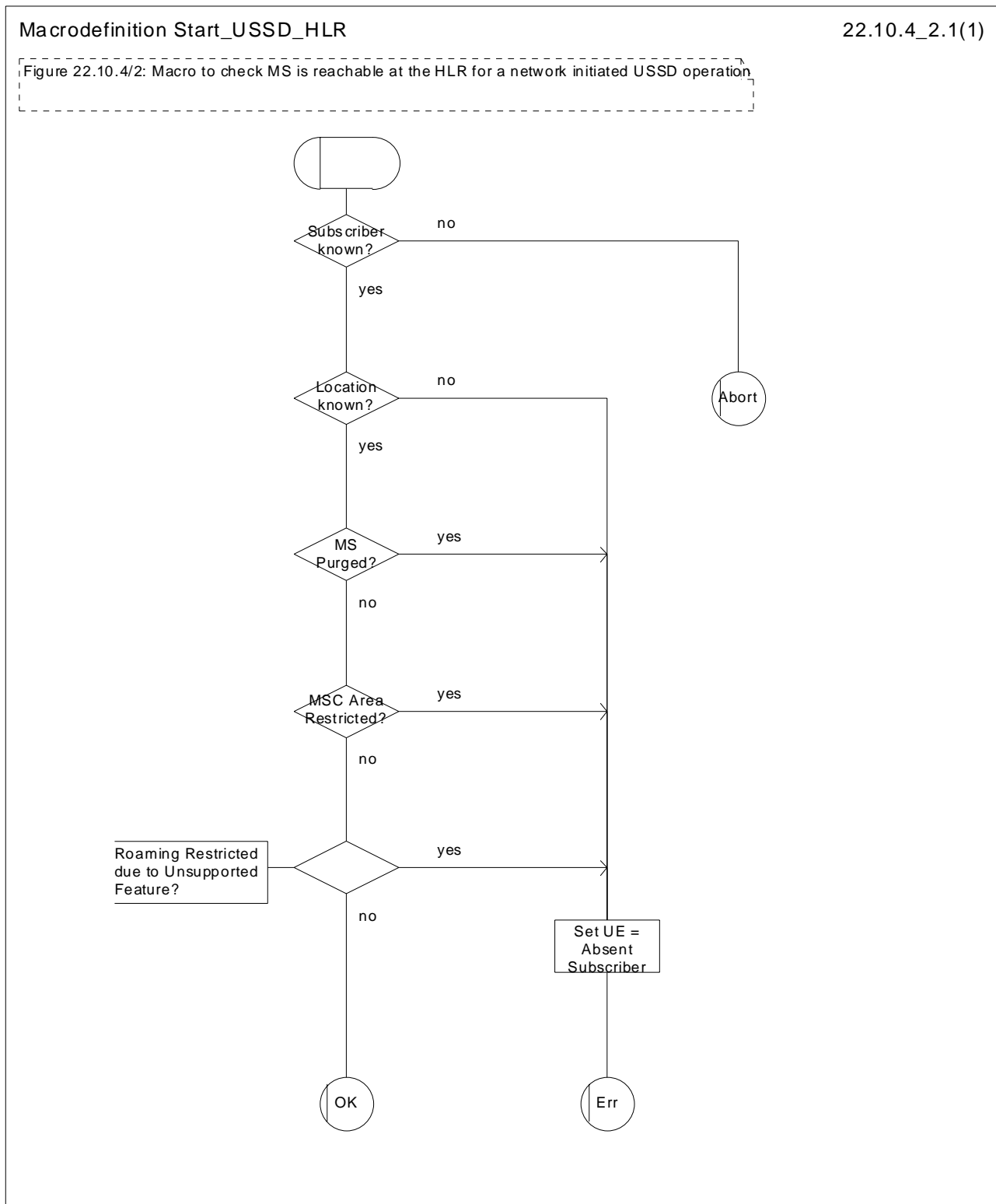


Figure 22.10.4/2: Macro Start\_USSD\_HLR

## 22.11 Common macros for clause 22

The following macros are used for the description of more than one of the supplementary service processes described in clause 22:

## 22.11.1 SS Password handling macros

### **Macro Get\_Password\_MSC**

This macro is used by the MSC to relay a request for password from the VLR to the MS, and to relay a response from the MS back to the VLR. The macro is described in figure 22.11.1/1.

### **Macro Get\_Password\_VLR**

This macro is used by the VLR to relay a request for password from the HLR to the MSC, and to relay a response from the MSC back to the HLR. The macro is described in figure 22.11.1/2.



### Macrodefinition GET\_PASSWORD\_MSC

22.11.1\_1(1)

Figure 22.11.1/1: Macro which relays a GetPassword request from the VLR to the MS and relays the GetPassword response from the MS to the VLR

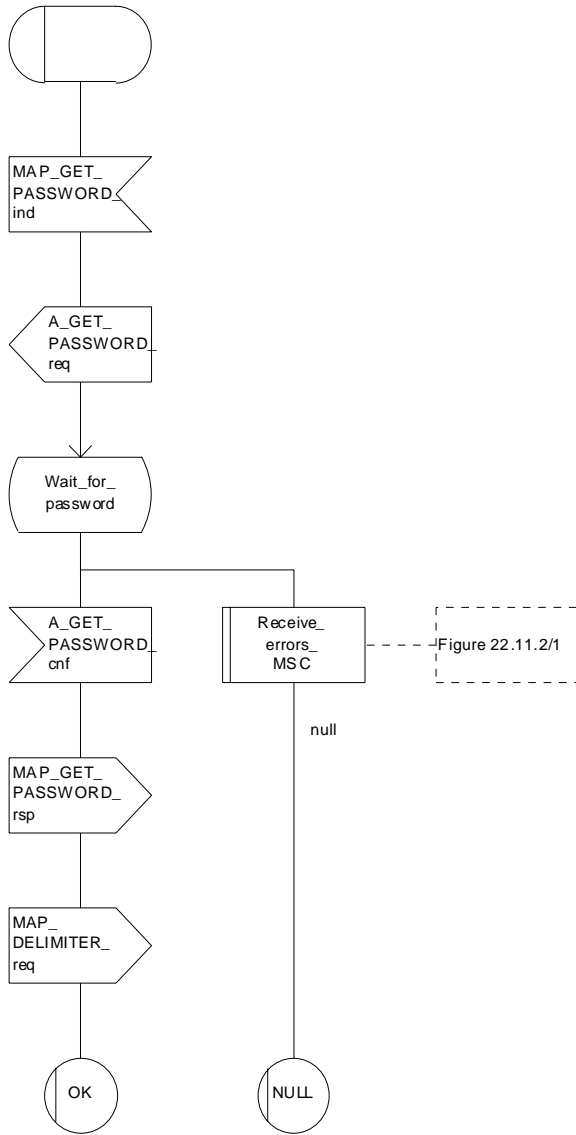


Figure 22.11.1/1: Macro Get\_PW\_MSC

### Macrodefinition GET\_PASSWORD\_VLR

22.11.1\_2(1)

Figure 22.11.1/2: Macro which relay a GetPassword request from the HLR to the VLR and relays the GetPassword response from the VLR to the HLR

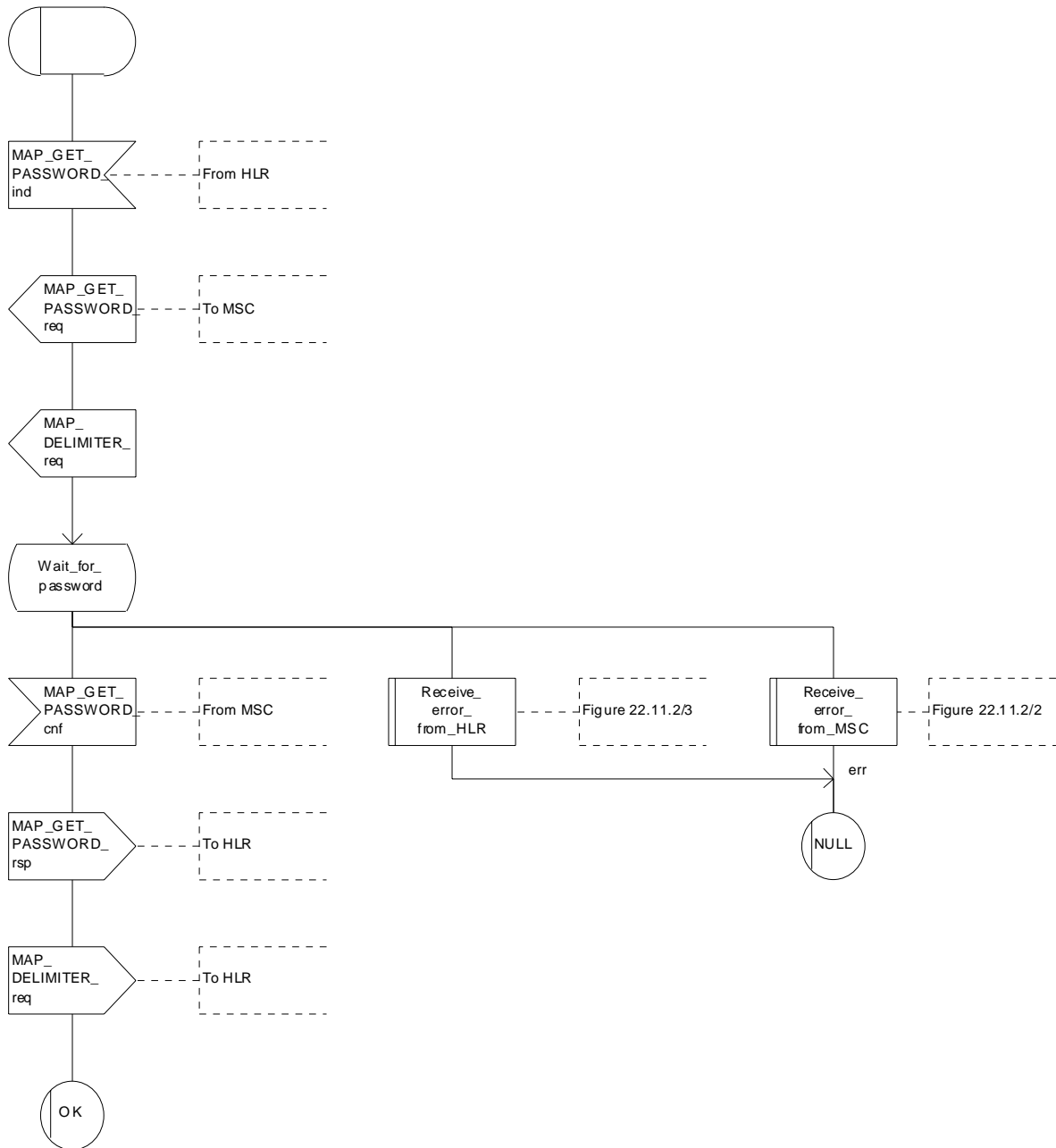


Figure 22.11.1/2: Macro Get\_PW\_VLR

## 22.11.2 SS Error handling macros

### **Macro Receive\_errors\_MSC**

This macro is used by the MSC to receive signals which should lead to failure if received in any state of a supplementary service process. If the air interface connection is released by the MS, the communication towards the VLR is aborted, and the MSC should return to a stable "NULL" state. If a MAP\_NOTICE indication is received from the VLR, or the VLR aborts or unexpectedly closes the connection, then the air interface connection shall be released. The macro is described in figure 22.11.2/1.

### **Macro Receive\_error\_from\_MSC**

This macro is used by the VLR to receive signals from the MSC which should lead to failure if received in any state of a supplementary service process. If a MAP\_NOTICE indication is received from the MSC, that connection is closed before the only outcome of the macro, "err" is reported back to the calling process. The macro is described in figure 22.11.2/2.

### **Macro Receive\_error\_from\_HLR**

This macro is used by the VLR to receive signals from the HLR which should lead to failure if received in any state of a supplementary service process. If a MAP\_NOTICE indication is received from the HLR, that connection is closed. The macro is described in figure 22.11.2/3.

### **Macro Receive\_error\_from\_VLR**

This macro is used by the HLR to receive signals from the VLR that should lead to failure if received in any state of a supplementary service process. If a MAP\_NOTICE indication is received from the VLR, that connection is closed before the only outcome of the macro, "err" is reported back to the calling process. The macro is described in figure 22.11.2/4.

### **Macro Receive\_error\_from\_gsmSCF**

This macro is used by the HLR to receive signals from the gsmSCF that should lead to failure if received in any state of a supplementary service process. If a MAP\_NOTICE indication is received from the gsmSCF, that connection is closed. The macro is described in figure 22.11.2/5.

### Macrodefinition Receive\_errors\_MSC

22.11.2\_1(1)

Figure 22.11.2/1: Macro which handles possible error situations while the MSC is waiting for a confirmation of a supplementary service request to the VLR

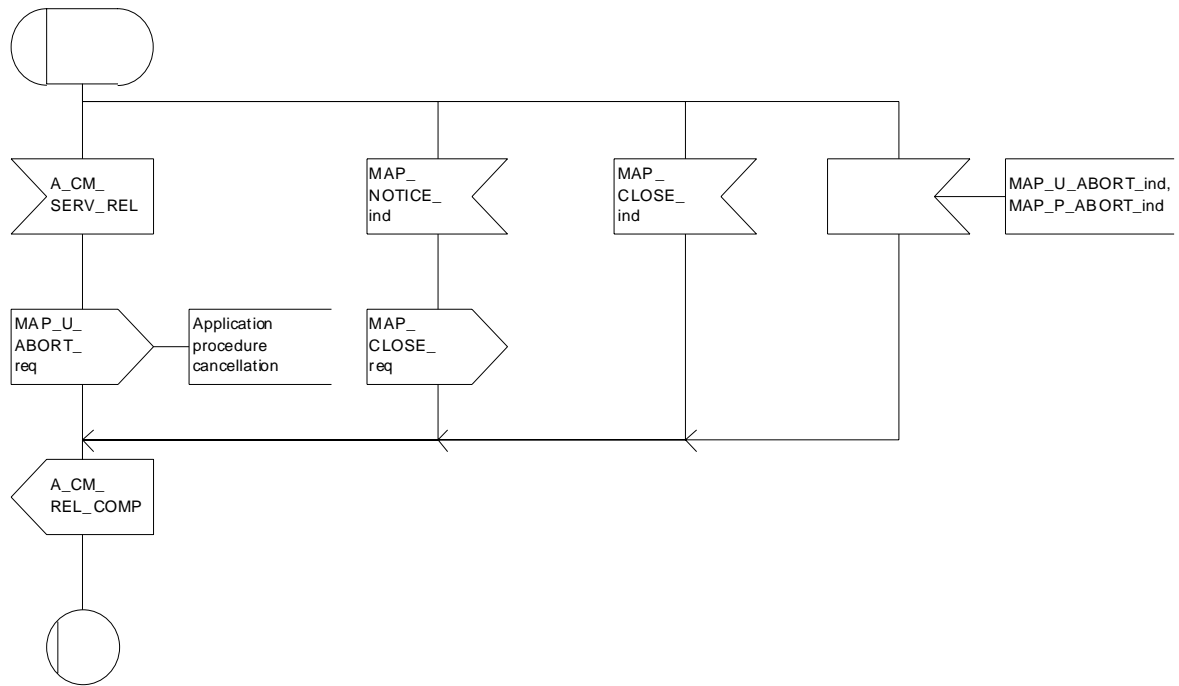


Figure 22.11.2/1: Macro Receive\_Errors\_MSC

### Macrodefinition Receive\_error\_from\_MSC

22.11.2\_2(1)

Figure 22.11.2/2: Macro to receive errors from the MSC during supplementary services procedures in the VLR

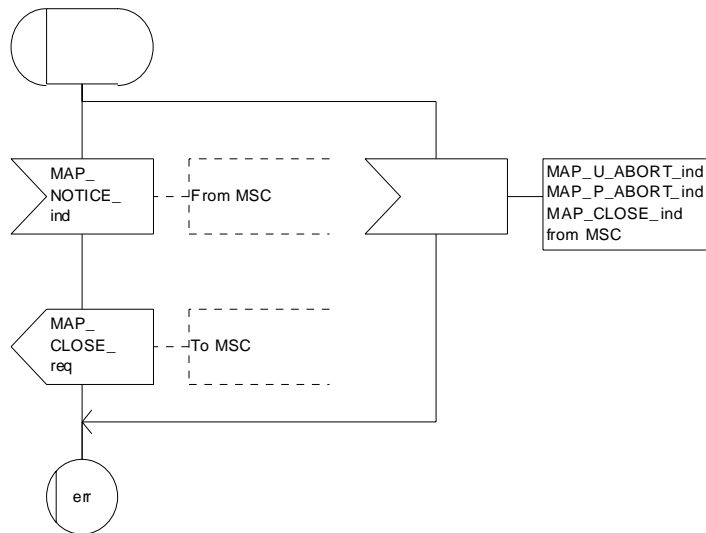


Figure 22.11.2/2: Macro Receive\_Error\_from\_MSC

### Macrodefinition Receive\_error\_from\_HLR

22.11.2\_3(1)

Figure 22.11.2/3: Macro to receive errors from the HLR while the VLR is waiting for a confirmation of a supplementary service request sent to the HLR

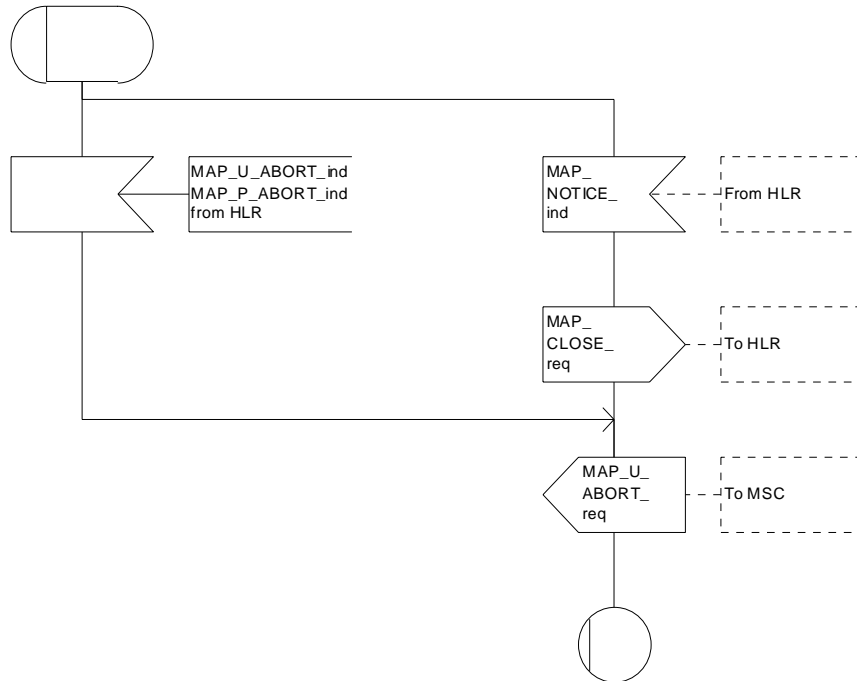


Figure 22.11.2/3: Macro Receive\_Errors\_HLR

Macrodefinition Receive\_error\_from\_VLR

22.11.2\_4(1)

Figure 22.11.2/4: Macro to receive errors from the VLR during supplementary services procedures in the HLR

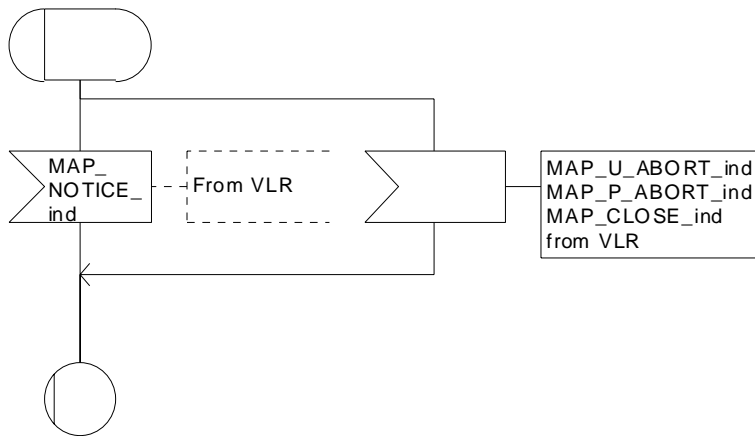


Figure 22.11.2/4: Macro Receive\_error\_from\_VLR

Macrodefinition Receive\_error\_from\_gsmSCF

22.11.2\_5(1)

Figure 22.11.2/5: Macro to receive errors from the gsmSCF while the HLR is waiting for a confirmation of a supplementary service request sent to the gsmSCF

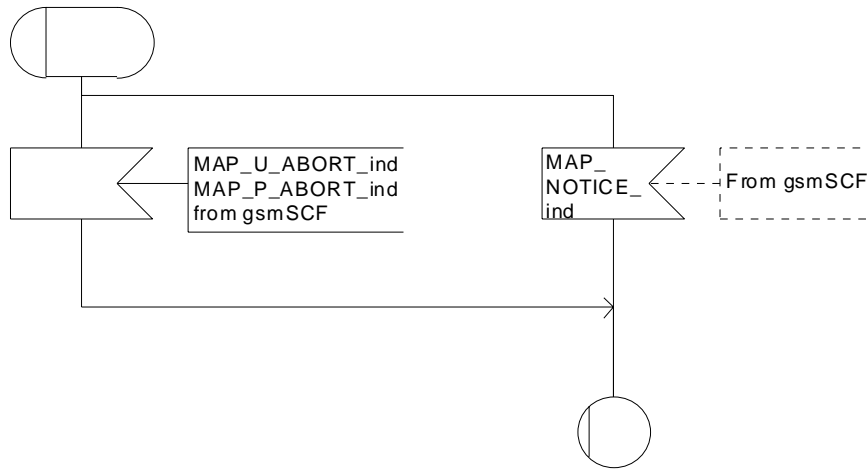


Figure 22.11.2/5: Macro Receive\_error\_from\_gsmSCF



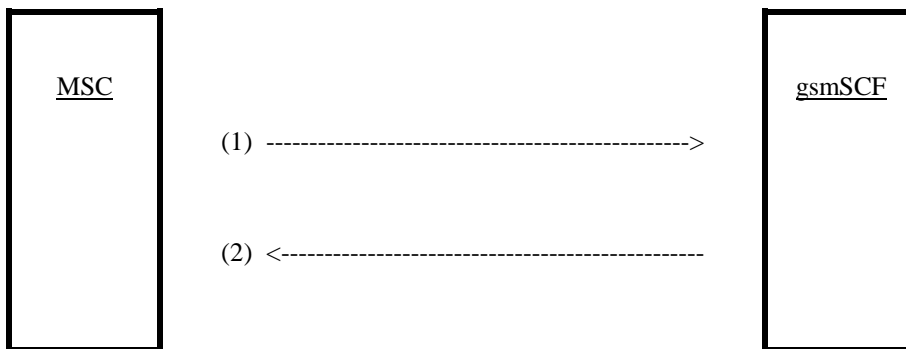
## 22.12 Supplementary Service Invocation Notification procedure

### 22.12.1 General

The Supplementary Service Invocation Notification procedure is used to notify a gsmSCF about the invocation of a GSM Supplementary Service.

The password registration procedure is shown in figure 22.12.1/1.

The following services may be used:



- (1) MAP-SUPPLEMENTARY-SERVICE-INVOCATION-NOTIFICATION (MSC to gsmSCF)
- (2) MAP-SUPPLEMENTARY-SERVICE-INVOCATION-NOTIFICATION-ACK (gsmSCF to MSC)

MAP-SUPPLEMENTARY-SERVICE-INVOCATION-NOTIFICATION (defined in clauses 8 and 25);

**Figure 22.12.1/1: Interfaces and services for supplementary service invocation notification**

### 22.12.2 Procedures in the MSC

The supplementary service invocation notification procedure in the MSC is triggered when the requested supplementary service is invoked at the MSC. The MSC notifies the gsmSCF of a supplementary service invocation the MAP-SUPPLEMENTARY-SERVICE-INVOCATION-NOTIFICATION service. This is sent in a TCAP TC-BEGIN primitive. The MSC then awaits a positive or negative acknowledgement from the gsmSCF to the MAP-SUPPLEMENTARY-SERVICE-INVOCATION-NOTIFICATION. This is received in a TCAP TC-END primitive, and upon receipt the relationship between the MSC and the gsmSCF is terminated. Similarly, the relationship is terminated at the MSC by the sending from or receipt of a TCAP P-ABORT primitive. This is illustrated in Figure 22.12.2.

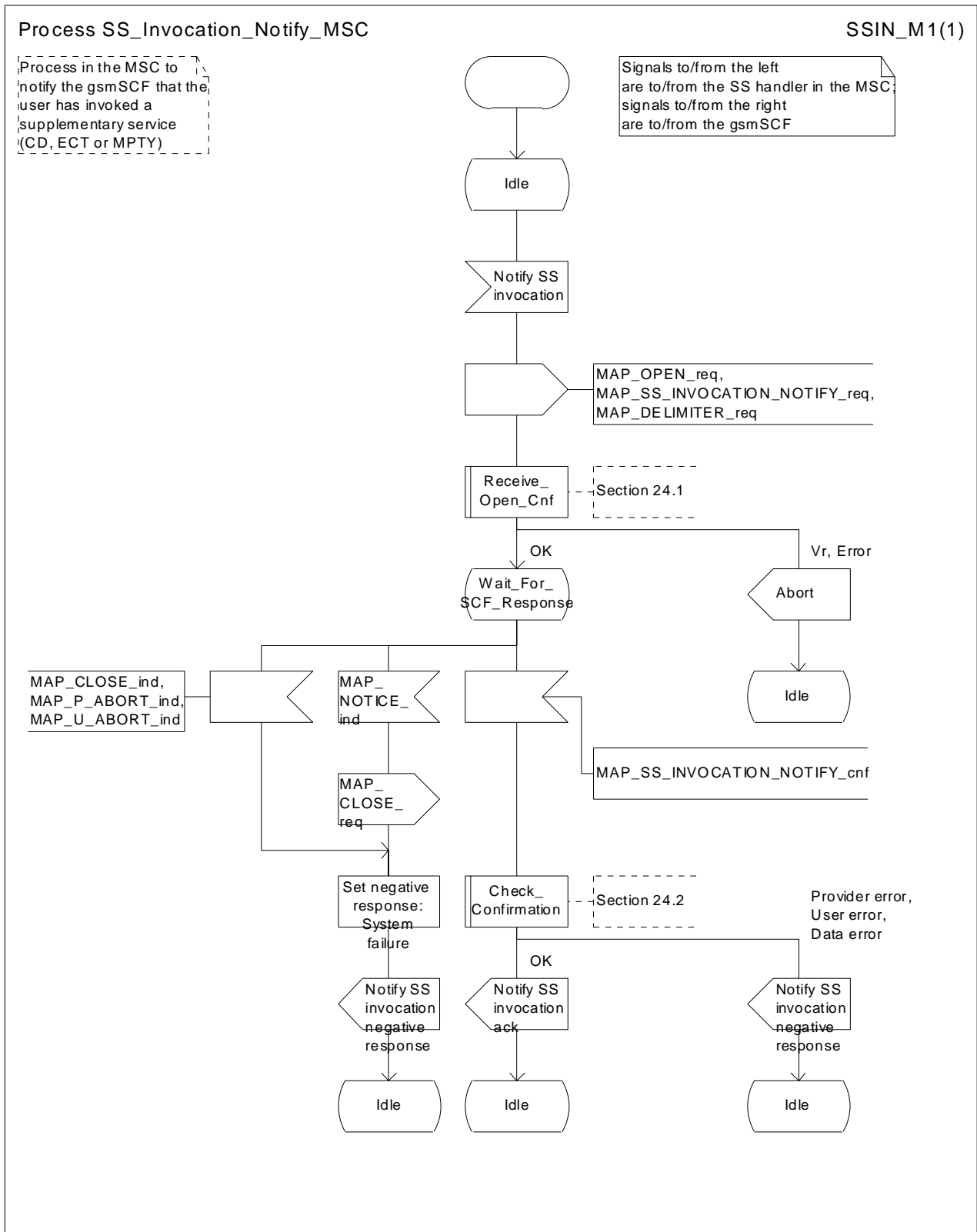


Figure 22.12.2 Process SS\_Invocation\_Notify\_MSC (sheet 1 of 1)

### 22.12.3 Procedures in the gsmSCF

Upon receiving notification of the supplementary service invocation via the MAP-SUPPLEMENTARY-SERVICE-INVOCATION-NOTIFICATION service, the gsmSCF analyses the received information. If the gsmSCF understands the information sent via the the MAP-SUPPLEMENTARY-SERVICE-INVOCATION-NOTIFICATION service then it returns a positive acknowledgement to the MAP-SUPPLEMENTARY-SERVICE-INVOCATION-NOTIFICATION, indicating the success of the service. This is returned in a TCAP TC-END primitive, using the basic end procedure.

Otherwise, a negative acknowledgement to the MAP-SUPPLEMENTARY-SERVICE-INVOCATION-NOTIFICATION is returned. This is also returned in a TCAP TC-END primitive, again using the basic end procedure. The gsmSCF TCAP service may also choose to abort the relationship to the MSC by sending a TCAP P-ABORT primitive. It will immediately terminate processing of a MAP-SUPPLEMENTARY-SERVICE-INVOCATION-NOTIFICATION should a TCAP P-ABORT primitive be received from the MSC. This is illustrated in Figure 22.12.3.

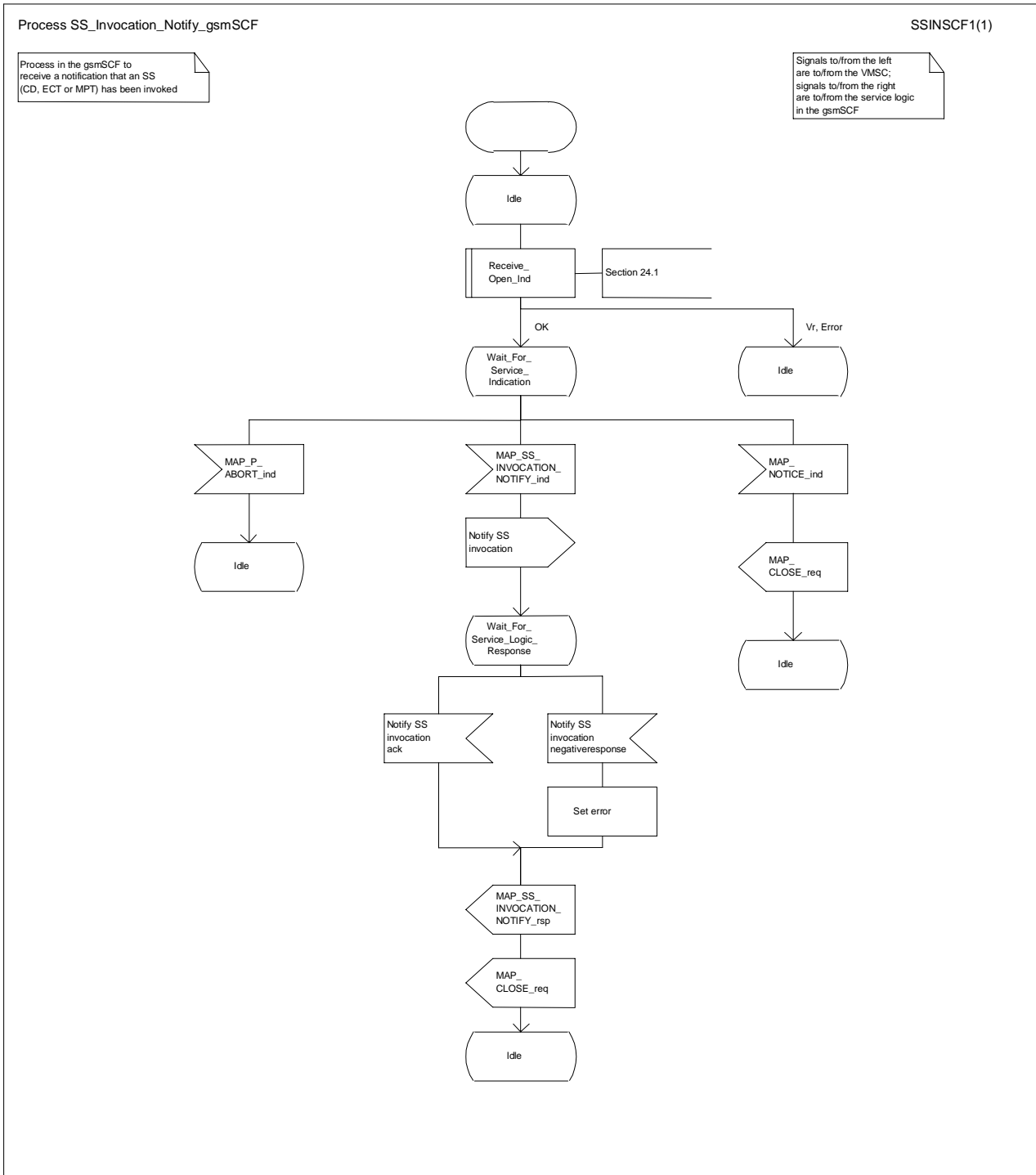


Figure 22.12.3 Process SS\_Invocation\_Notify\_gsmSCF (sheet 1 of 1)

## 22.13 Activation of a CCBS request

### 22.13.1 General

The message flow to activate a CCBS request is shown in figure 22.13.1/1.




Figure 22.13.1/1: Message flow to activate a CCBS request

### 22.13.2 Procedure in the VLR

The MAP process in the VLR to activate a CCBS request is shown in figure 22.13.2/1. The MAP process invokes macros not defined in this subclause; the definitions of these macros can be found as follows:

Receive_Open_Cnf	see subclause 25.1.2;
Check_Confirmation	see subclause 25.2.2;

#### Successful Outcome

When the MAP process receives a CCBS Request message from the CCBS application process in the VLR, it requests a dialogue with the HLR whose identity is contained in the request by sending a MAP\_OPEN service request and the necessary information in a MAP\_REGISTER\_CC\_ENTRY service request. The VLR then invokes the macro Receive\_Open\_Cnf to wait for the response to the dialogue opening request. If the dialogue opening is successful, the MAP process waits for a response from the HLR.

If the MAP process receives a MAP\_REGISTER\_CC\_ENTRY service confirm from the HLR, the MAP process invokes the macro Check\_Confirmation to check the content of the confirm.

If the macro Check\_Confirmation takes the OK exit, the MAP process sends a CCBS Request Ack message containing the information received from the HLR to the CCBS application process in the VLR and returns to the idle state.

#### Failure of dialogue opening with the HLR

If the macro Receive\_Open\_Cnf takes the Vr exit or the Error exit, the MAP process sends a CCBS Request Negative response message to the CCBS application process in the VLR and returns to the idle state.

#### Error in MAP\_REGISTER\_CC\_ENTRY confirm

If the MAP\_REGISTER\_CC\_ENTRY service confirm contains a user error or a provider error, or the macro Check\_Confirmation indicates that there is a data error, the MAP process sends a CCBS Request Negative response message to the CCBS application process in the VLR and returns to the idle state.

#### Abort of HLR dialogue

After the dialogue with the HLR has been established, the MAP service provider may abort the dialogue by issuing a MAP\_P\_ABORT indication. In this case, the MAP process sends a CCBS Request negative response to the CCBS application process in the VLR and returns to the idle state.

If the MAP provider indicates a protocol problem by sending a MAP\_NOTICE indication, the MAP process closes the dialogue with the HLR, sends a CCBS Request negative response indicating system failure to the CCBS application process in the VLR and returns to the idle state.

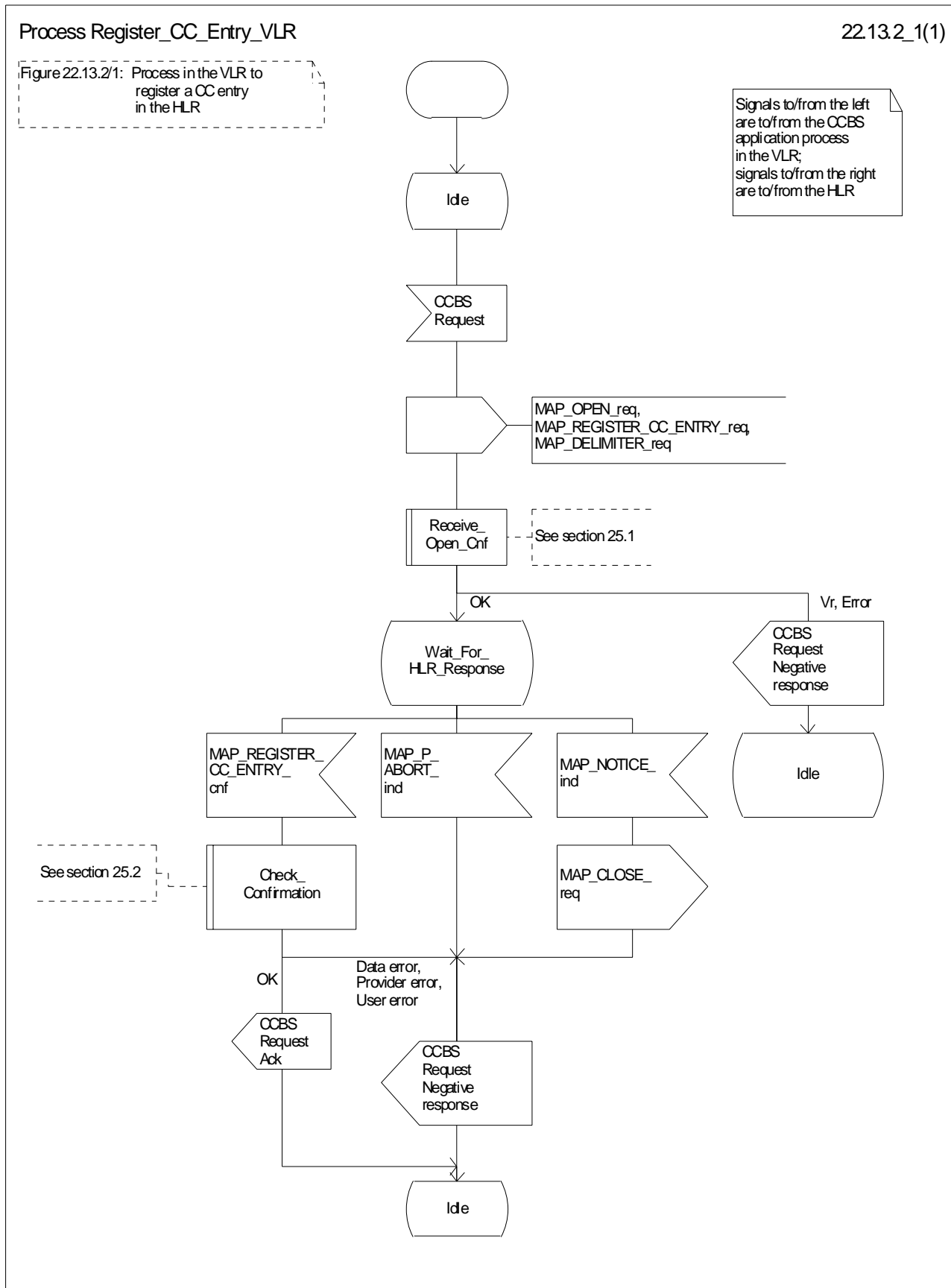


Figure 22.13.2/1: Process Register\_CC\_Entry\_VLR

### 22.13.3 Procedure in the HLR

#### **Successful outcome**

When the MAP process receives a MAP\_REGISTER\_CC\_ENTRY\_indication from the co-ordinating process, it sends a CCBS Request message to the CCBS application process in the HLR, and waits for a response. The request contains the parameters received in the MAP\_REGISTER\_CC\_ENTRY service indication.

If the CCBS application process in the HLR returns a positive response, the MAP process constructs a MAP\_REGISTER\_CC\_ENTRY service response, constructs a MAP\_CLOSE service request, sends them to the co-ordinating process and terminates.

#### **Negative response from HLR CCBS application process**

If the CCBS application process in the HLR returns a negative response, the MAP process constructs a MAP\_REGISTER\_CC\_ENTRY service response containing the appropriate error, constructs a MAP\_CLOSE service request, sends them to the co-ordinating process and terminates.



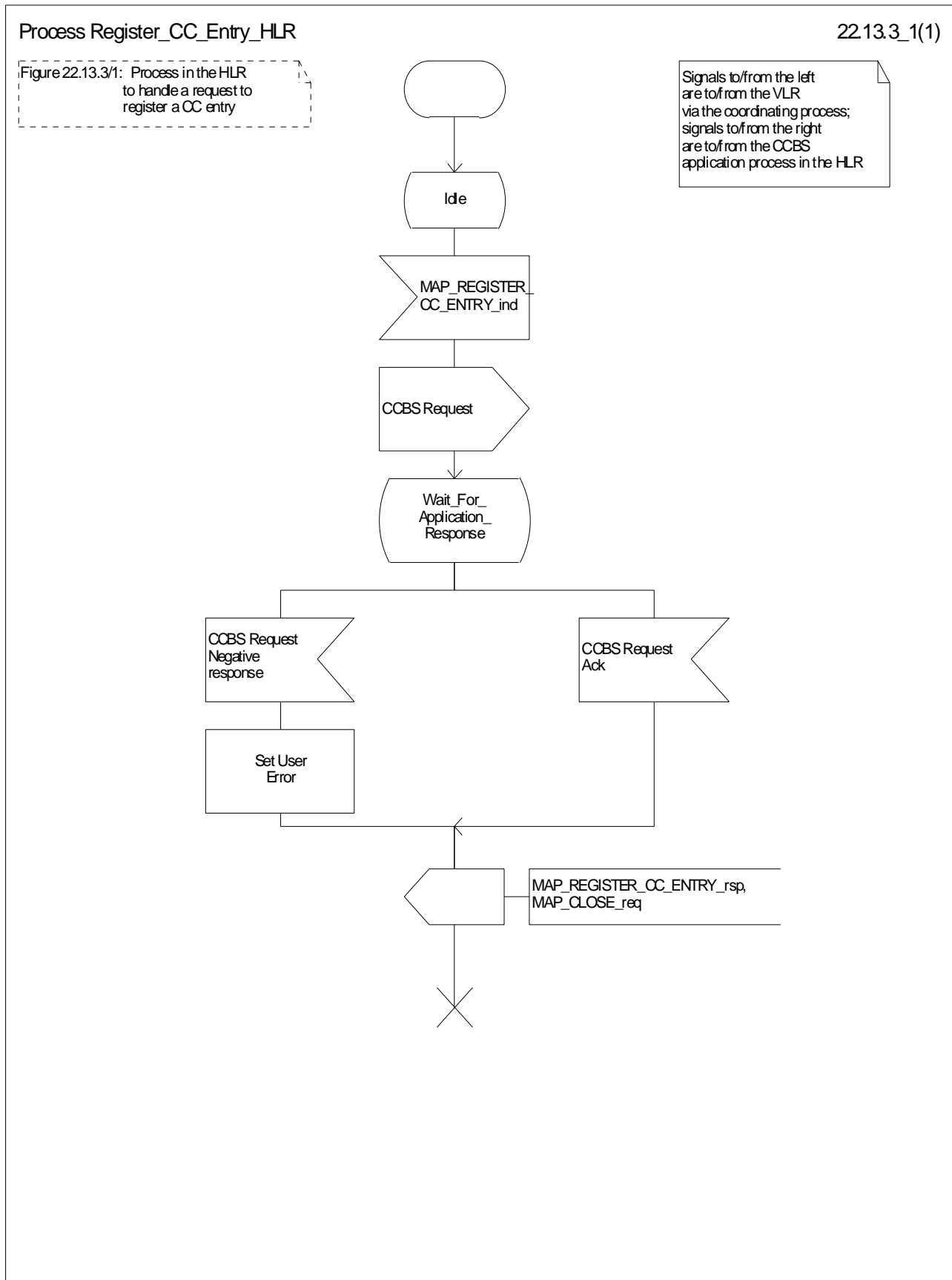


Figure 22.13.3/1: Process Register\_CC\_Entry\_HLR

## 22.14 Deactivation of a CCBS request

### 22.14.1 General

The message flow to deactivate a CCBS request is shown in figure 22.14.1/1.

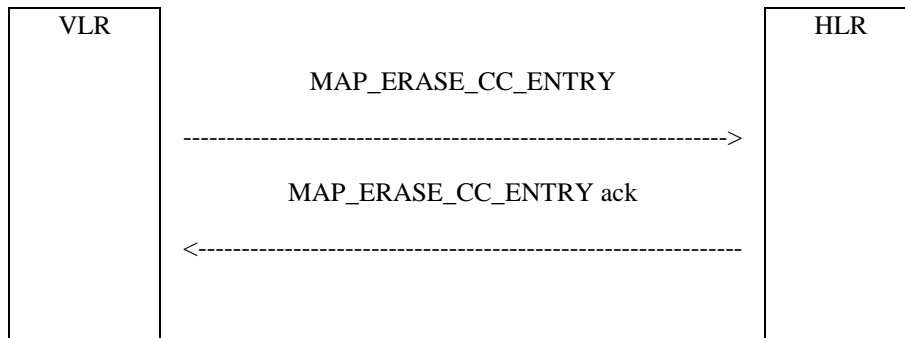


Figure 22.14.1/1: Message flow to deactivate a CCBS request

### 22.14.2 Procedure in the VLR

The MAP process in the VLR to deactivate a CCBS request is shown in figure 22.14.2/1. The MAP process invokes macros not defined in this subclause; the definitions of these macros can be found as follows:

Receive_Open_Cnf	see subclause 25.1.2;
Check_Confirmation	see subclause 25.2.2;

#### Successful Outcome

When the MAP process receives a Deactivate CCBS message from the CCBS application process in the VLR, it requests a dialogue with the HLR whose identity is contained in the request by sending a MAP\_OPEN service request and the necessary information in a MAP\_ERASE\_CC\_ENTRY service request. The VLR then invokes the macro Receive\_Open\_Cnf to wait for the response to the dialogue opening request. If the dialogue opening is successful, the MAP process waits for a response from the HLR.

If the MAP process receives a MAP\_ERASE\_CC\_ENTRY service confirm from the HLR, the MAP process invokes the macro Check\_Confirmation to check the content of the confirm.

If the macro Check\_Confirmation takes the OK exit, the MAP process sends a Deactivate CCBS Ack message containing the information received from the HLR to the CCBS application process in the VLR and returns to the idle state.

#### Failure of dialogue opening with the HLR

If the macro Receive\_Open\_Cnf takes the Vr exit or the Error exit, the MAP process sends a Deactivate CCBS Negative response message to the CCBS application process in the VLR and returns to the idle state.

#### Error in MAP\_ERASE\_CC\_ENTRY confirm

If the MAP\_ERASE\_CC\_ENTRY service confirm contains a user error or a provider error, or the macro Check\_Confirmation indicates that there is a data error, the MAP process sends a Deactivate CCBS Negative response message to the CCBS application process in the VLR and returns to the idle state.

#### Abort of HLR dialogue

After the dialogue with the HLR has been established, the MAP service provider may abort the dialogue by issuing a MAP\_P\_ABORT indication. In this case, the MAP process sends a Deactivate CCBS negative response to the CCBS application process in the VLR and returns to the idle state.

If the MAP provider indicates a protocol problem by sending a MAP\_NOTICE indication, the MAP process closes the dialogue with the HLR, sends a Deactivate CCBS negative response indicating system failure to the CCBS application process in the VLR and returns to the idle state.

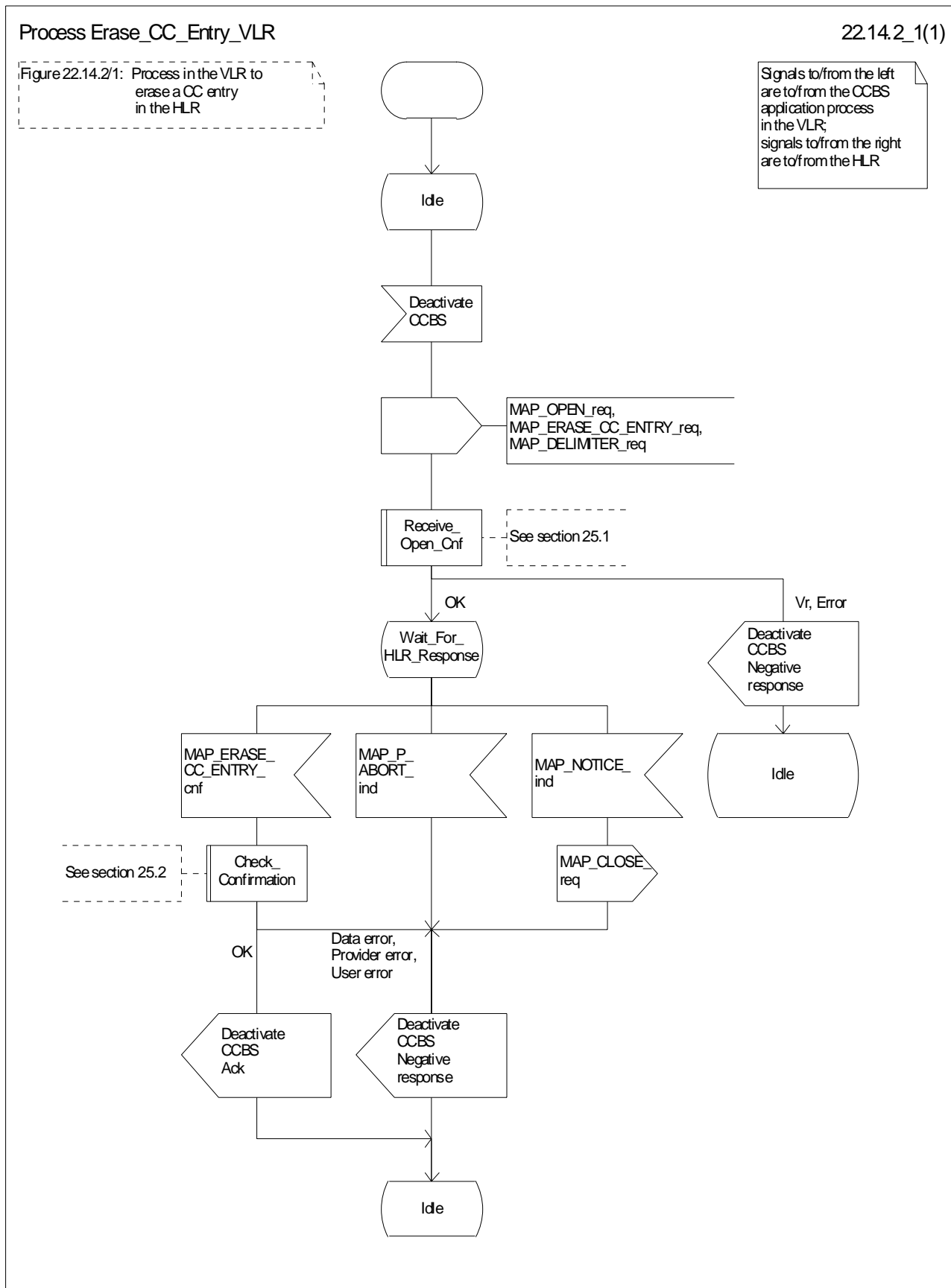


Figure 22.14.2/1: Process Erase\_CC\_Entry\_VLR

### 22.14.3 Procedure in the HLR

#### **Successful outcome**

When the MAP process receives a MAP\_ERASE\_CC\_ENTRY\_indication from the co-ordinating process, it sends a Deactivate CCBS message to the CCBS application process in the HLR, and waits for a response. The message contains the parameters received in the MAP\_ERASE\_CC\_ENTRY service indication.

If the CCBS application process in the HLR returns a positive response, the MAP process constructs a MAP\_ERASE\_CC\_ENTRY service response, constructs a MAP\_CLOSE service request, sends them to the co-ordinating process and terminates.

#### **Negative response from HLR CCBS application process**

If the CCBS application process in the HLR returns a negative response, the MAP process constructs a MAP\_ERASE\_CC\_ENTRY service response containing the appropriate error, constructs a MAP\_CLOSE service request, sends them to the co-ordinating process and terminates.

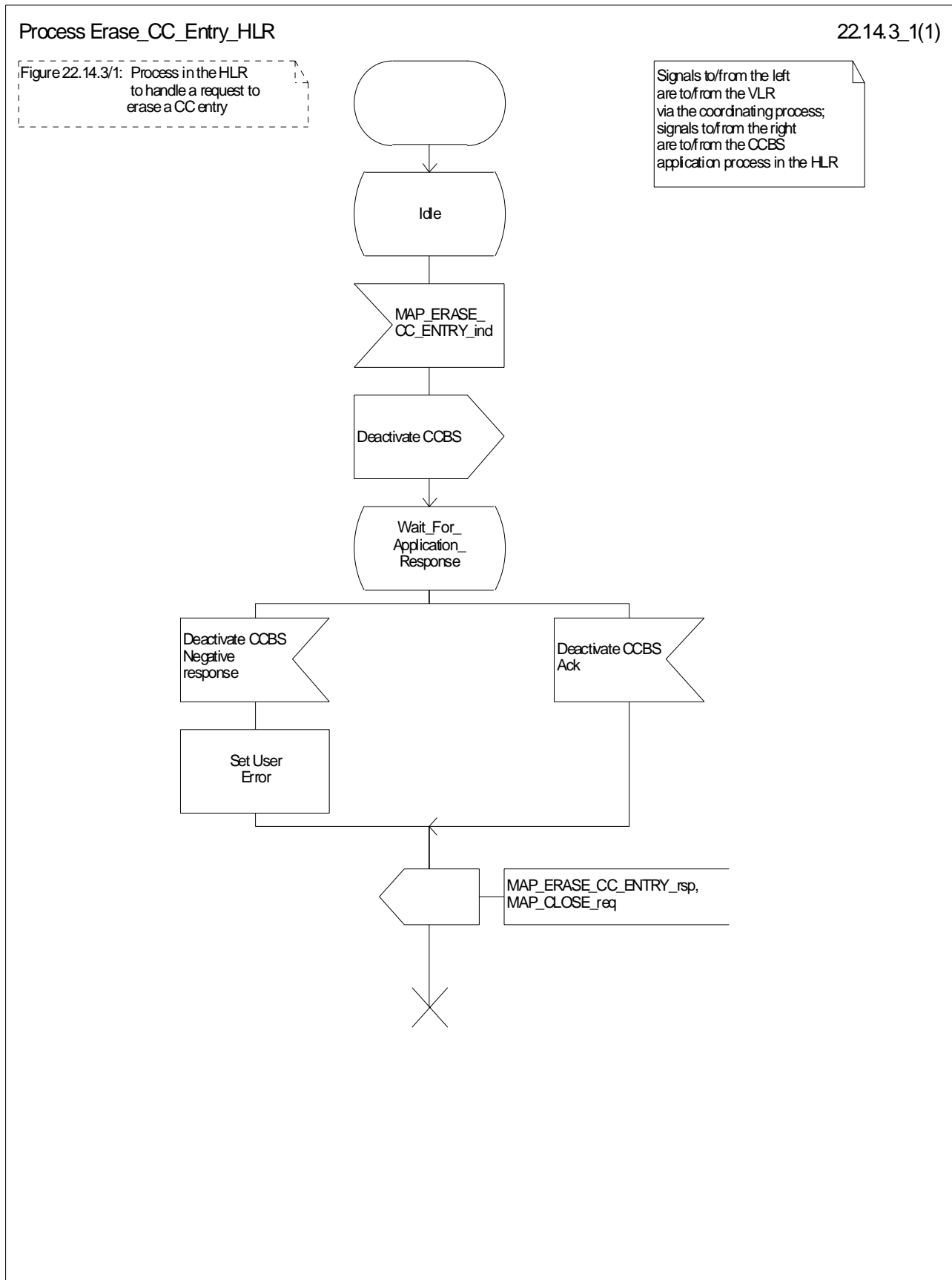


Figure 22.14.3/1: Process Erase\_CC\_Entry\_HLR

---

## 23 Short message service procedures

### 23.1 General

The short message service procedures are used to control both mobile originated and mobile terminated short message transfer.

Four procedures exist for short message services:

- mobile originated short message service transfer;
- mobile terminated short message service transfer;
- short message alert procedure;
- short message waiting data set procedure.

The following application context refers to a complex MAP user consisting of several processes:

- shortMessageGatewayContext.

This application context needs a co-ordinating process in the HLR. Additionally a Co-ordinator has to be defined for the mobile originated situation in the MSC, because the A\_CM\_SERV\_REQ message does not distinguish between mobile originated short message transfer and the short message alert procedures.

NOTE: A\_CM\_SERV\_REQ message is not used for SMS over GPRS.

#### 23.1.1 Mobile originated short message service Co-ordinator for the MSC

The A\_CM\_SERV\_REQ message (GSM 04.08) is received from the A-interface containing the CM service type. This parameter indicates mobile originated short message service. The service MAP\_PROCESS\_ACCESS\_REQUEST is started.

If the MAP\_PROCESS\_ACCESS\_REQUEST service ends successfully, the MS initiates mobile originated short message transfer or alerting indication. Depending on the situation, the appropriate process is initiated as follows:

- if the A\_RP\_MO\_DATA indication is received, the process MOSM\_MSC is initiated (see subclause 23.2.1);
- if the A\_RP\_SM\_MEMORY\_AVAILABLE indication is received, the process SC\_Alert\_MSC is initiated (see subclause 23.4.1).

After creation of the user process the Co-ordinator relays the messages between the A-interface and the invoked process until a request or an indication for dialogue termination is received.

The SMS process Co-ordinator is shown in the figure 23.1/1.

Process Co\_SMS\_MSC

23.1\_1(1)

Figure 23.1/1: The SMS co-ordinating process in the MSC.

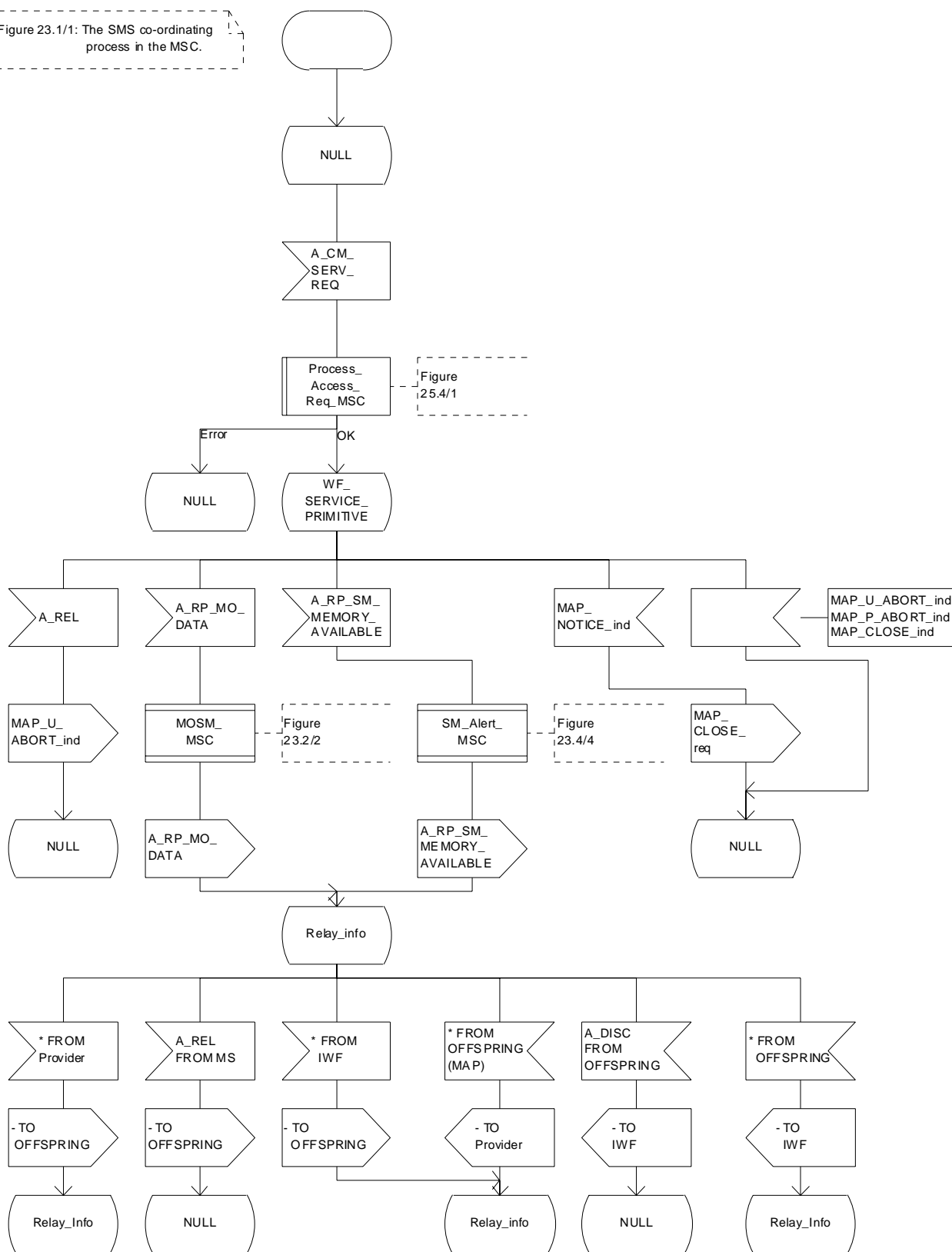


Figure 23.1/1: Process Co\_SMS\_MSC



## 23.1.2 Short message Gateway Co-ordinator for the HLR

The MAP\_OPEN indication opens a dialogue for the short message procedure between the gateway MSC and the HLR when the application context shortMessageGatewayContext is received. If that service is successful, the Co-ordinator can receive the first service primitive from the MAP\_PM. Depending on the received primitive, the user process is created as follows:

- if the MAP\_SEND\_ROUTING\_INFO\_FOR\_SM indication is received, the process Mobile\_Terminated\_MS\_HLR is created;
- if the MAP\_REPORT\_SM\_DELIVERY\_STATUS indication is received, the process Report\_SM\_delivery\_stat\_HLR is created.

After creation of the user process the Co-ordinator relays the messages between the MAP\_PM and the invoked process until a request or an indication for dialogue termination is received.

The SM Gateway Co-ordinator is shown in the figure 23.1/2.

If the Receive\_Open\_Ind macro takes the Vr exit then HLR shall perform the MAP Vr dialogue. But based on the subscriber data, handling at the MAP user application level may be performed as described in release 97 :

- If the subscriber is not a GPRS subscriber then the behaviour of the HLR shall be the same as described in the corresponding MAP Vr release.
- If the subscriber is a GPRS subscriber and a non-GPRS subscriber with the option « transfer of SM via the MSC when GPRS is not supported in the GMSC » then the behaviour of the HLR shall be the same as described in the corresponding MAP Vr release.
- If the subscriber is a GPRS subscriber and a non-GPRS subscriber with the option « transfer of SM via the SGSN when GPRS is not supported in the GMSC » or if the subscriber is a GPRS subscriber only then the behaviour of the HLR shall be the same as for the case transfer over GPRS described in MAP release 97, with the following precision : because GMSC does not support MAP release 97, the previous MAP protocol release is used. When the HLR sends the MAP\_SEND\_ROUTING\_INFO\_FOR\_SM\_Resp, the SGSN number is mapped to the MAP parameter « MSC number ». When the HLR sends the MAP\_INFORM\_SERVICE\_CENTRE\_resp, the MNRG status shall be mapped to the MAP parameter « mnrf-set ». When the HLR receives the MAP\_REPORT\_SM\_DELIVERY\_STATUS\_Ind, it shall interpret the delivery outcome as a GPRS delivery outcome.

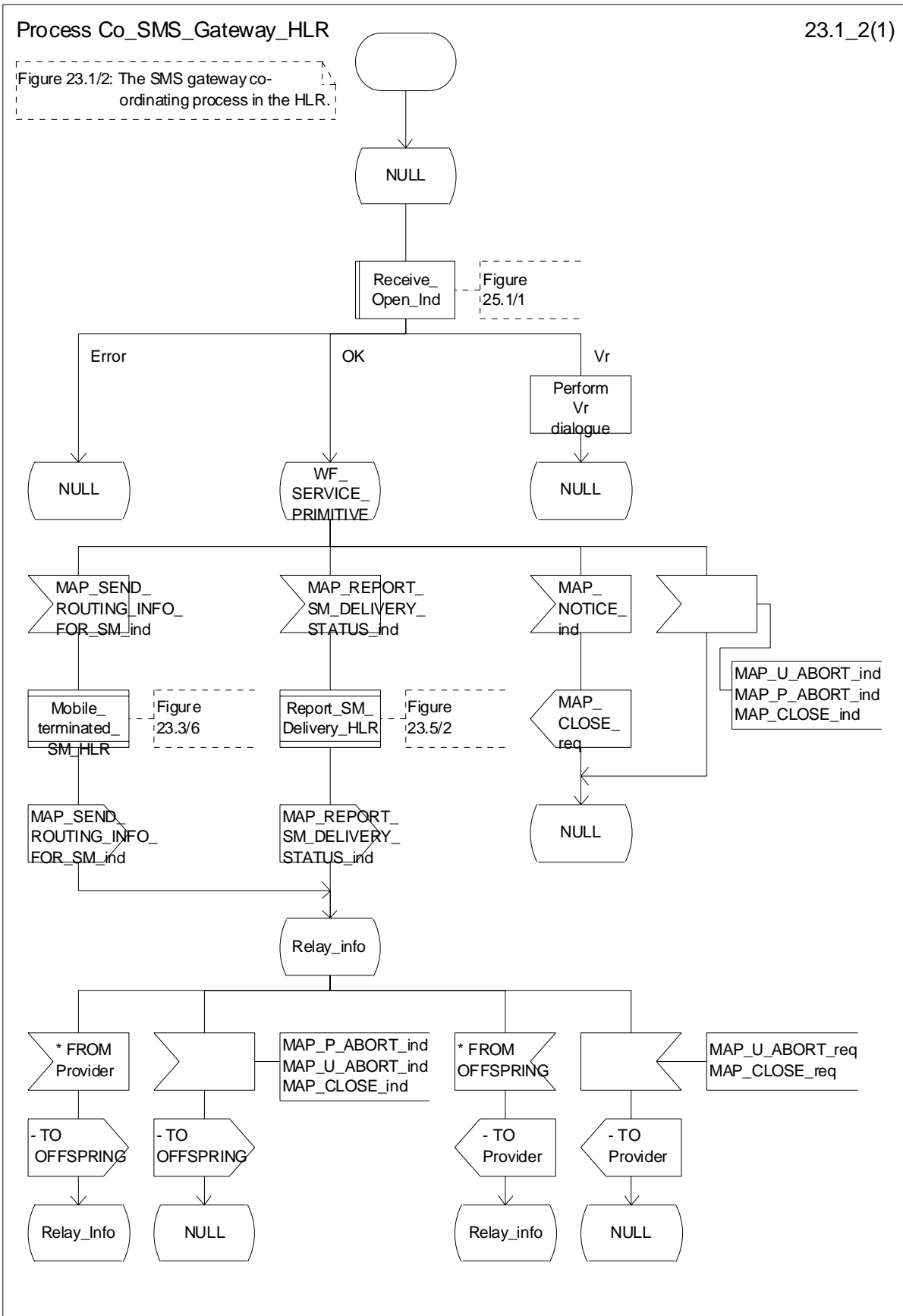


Figure 23.1/2: Process Co\_SMS\_Gateway\_HLR

### 23.1.3 Mobile originated short message service Co-ordinator for the SGSN

The MS initiates mobile originated short message transfer or alerting indication. Depending on the situation, the appropriate process is initiated as follows:

- if the A\_RP\_MO\_DATA indication is received, the process MOSM\_SGSN is initiated (see subclause 23.2.4);
- if the A\_RP\_SM\_MEMORY\_AVAILABLE indication is received, the process SC\_Alert\_SGSN is initiated (see subclause 23.4.5).

After creation of the user process the Co-ordinator relays the messages between the SGSN and the MS, and the invoked process until a request or an indication for dialogue termination is received.

The SMS process Co-ordinator is shown in the figure 23.1/3.

Process Co\_SMS\_SGSN

23.1\_3(1)

Figure 23.1/3: The SMS co-ordinating process in the SGSN

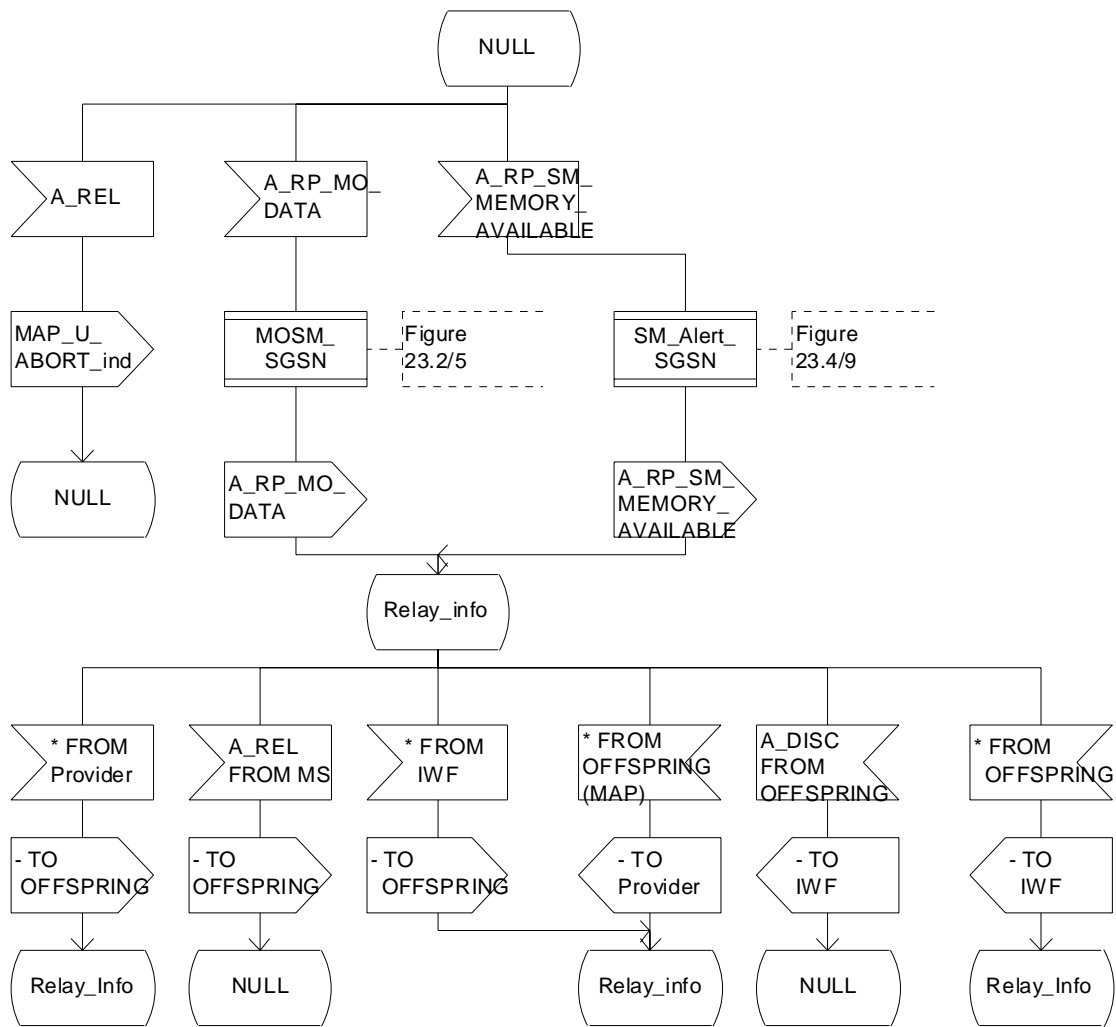
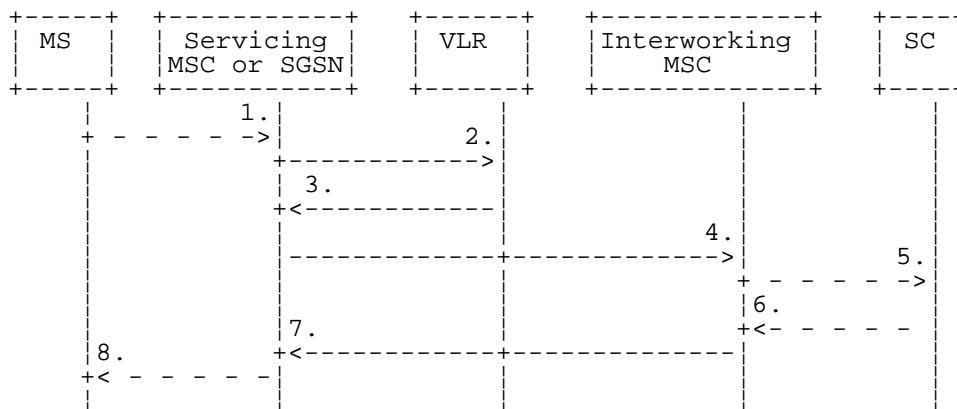


Figure 23.1/3: Process Co\_SMS\_SGSN

## 23.2 The mobile originated short message transfer procedure

The mobile originated short message service procedure is used to forward short message from a mobile subscriber to a Service Centre. The mobile originated short message service procedure is shown in figure 23.2/1.



- 1) Short Message (GSM 04.11)
  - 2) MAP\_SEND\_INFO\_FOR\_MO\_SMS (\*)
  - 3) MAP\_SEND\_INFO\_FOR\_MO\_SMS\_ACK (\*)
  - 4) MAP\_MO\_FORWARD\_SHORT\_MESSAGE
  - 5) Short message (TS GSM 03.40)
  - 6) Short message Acknowledgement (TS GSM 03.40)
  - 7) MAP\_MO\_FORWARD\_SHORT\_MESSAGE\_ACK
  - 8) Short Message Acknowledgment (GSM 04.11)
- (\*) Messages 2) and 3) are not used by SGSN

**Figure 23.2/1: Mobile originated short message transfer**

In addition the following MAP services are used:

- MAP\_PROCESS\_ACCESS\_REQUEST (see subclause 8.3); (\*)
- MAP\_AUTHENTICATE (see subclause 8.5); (\*)
- MAP\_SET\_CIPHERING\_MODE (see subclause 8.6); (\*)
- MAP\_PROVIDE\_IMSI (see subclause 8.9); (\*)
- MAP\_CHECK\_IMEI (see subclause 8.7);
- MAP\_FORWARD\_NEW\_TMSI (see subclause 8.9); (\*)
- MAP\_TRACE\_SUBSCRIBER\_ACTIVITY (see subclause 9.1); (\*)
- MAP\_READY\_FOR\_SM (see subclause 12.4).

(\*) Those messages are not used by SGSN.

## 23.2.1 Procedure in the servicing MSC

The activation of the MAP\_PROCESS\_ACCESS\_REQUEST service is described in the subclause 25.4.1.

When receiving the short message from the A-interface, the MSC sends the MAP\_SEND\_INFO\_FOR\_MO\_SMS request to the VLR. As a response the MSC will receive the MAP\_SEND\_INFO\_FOR\_MO\_SMS confirmation from VLR indicating that:

- the service ends successfully. If the MSC is not itself the IWMSC, the short message transmission towards the IWMSC is initiated using the MAP\_MO\_FORWARD\_SHORT\_MESSAGE request;
- the service ends unsuccessfully. The error cause in the MAP\_SEND\_INFO\_FOR\_MO\_SMS confirmation indicates the reason for the unsuccessful end. The mapping between MAP error causes and RP\_ERROR causes is described in TS GSM 03.40.

If there are data errors in the MAP\_SEND\_INFO\_FOR\_MO\_SMS confirmation, or there is an operation failure in MAP, the RP\_ERROR cause network out of order is forwarded to the mobile station.

If the service MAP\_MO\_FORWARD\_SHORT\_MESSAGE is started, the MSC will check whether the grouping of MAP\_OPEN request and MAP\_MO\_FORWARD\_SHORT\_MESSAGE request needs segmentation. If this is the case then the MAP\_OPEN request primitive shall be sent first without any associated MAP service request primitive and the dialogue confirmation must be received before the MAP\_MO\_FORWARD\_SHORT\_MESSAGE request is sent. As a response to the procedure, the servicing MSC will receive the MAP\_MO\_FORWARD\_SHORT\_MESSAGE confirmation from the IWMSC indicating that:

- the short message has been successfully delivered to the Service Centre. The acknowledgement is sent to the mobile station;
- one of several error cases has occurred. The mapping between MAP error causes and RP\_ERROR causes is described in TS GSM 03.40. The appropriate indication is provided to the mobile station.

If the procedure failed, a provider error or an abort indication is received. The RP\_ERROR cause network out of order is provided to the mobile station.

If the MSC itself is the interworking MSC, the short message is forwarded to the Service Centre. In that case the service MAP\_MO\_FORWARD\_SHORT\_MESSAGE is not initiated. The acknowledge message from the Service Centre is forwarded to the mobile station (TS GSM 03.40, TS GSM 04.11).

The mobile originated short message service procedure is shown in figure 23.2/2.

Process MOSM\_MSC

23.2\_2.1(3)

Figure 23.2/2: The mobile originated short message service process in the MSC.

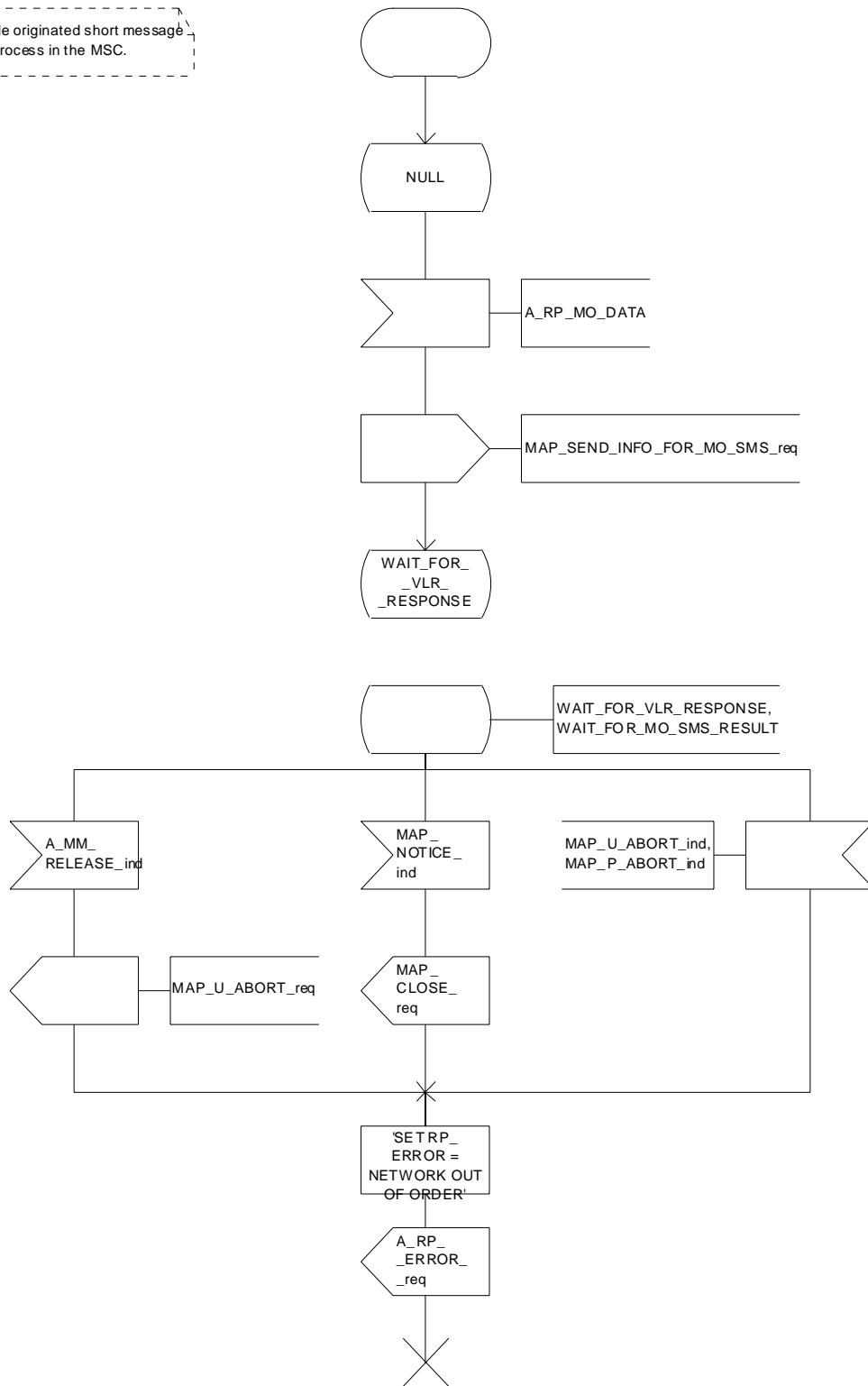


Figure 23.2/2 (sheet 1 of 3): Process MOSM\_MSC

Process MOSM\_MSC

23.2\_2.2(3)

Figure 23.2/2: The mobile originated short message service process in the MSC.

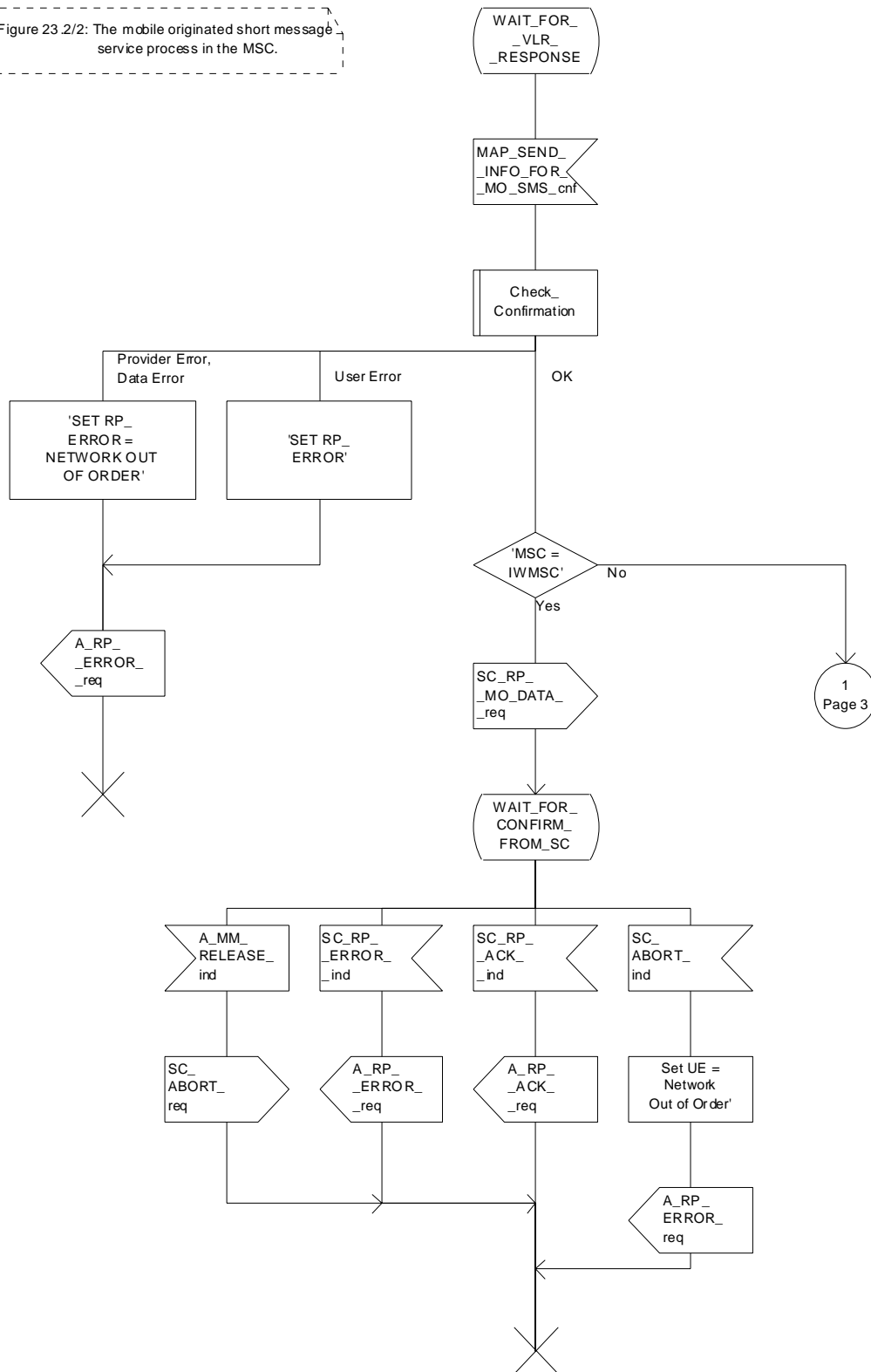


Figure 23.2/2 (sheet 2 of 3): Process MOSM\_MSC



Process MOSM\_MSC

23.2\_2.3(3)

Figure 23.2/2: The mobile originated short message service process in the MSC.

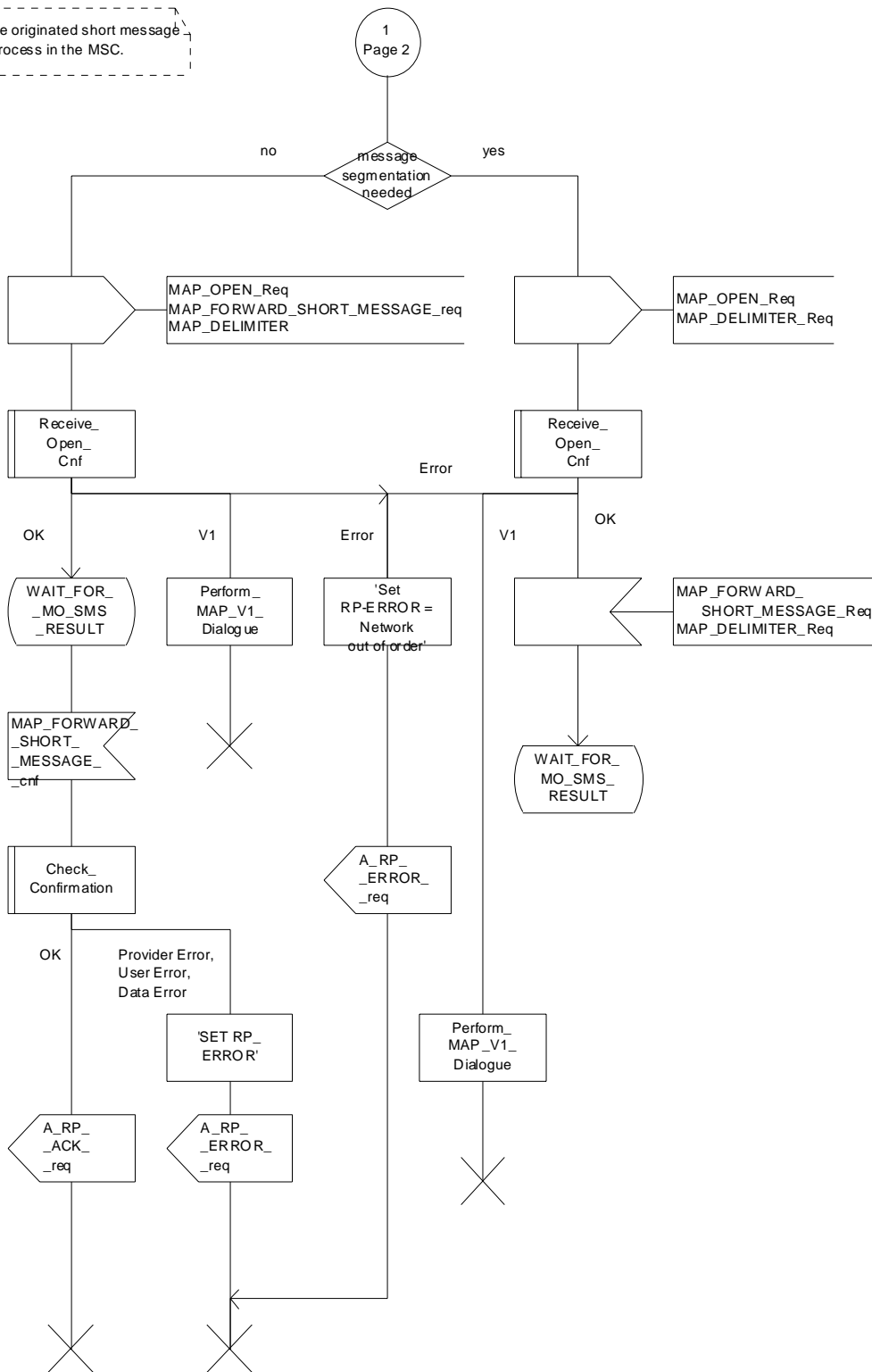


Figure 23.2/2 (sheet 3 of 3): Process MOSM\_MSC

## 23.2.2 Procedure in the VLR

The MAP\_PROCESS\_ACCESS\_REQUEST indication starts the MAP\_PROCESS\_ACCESS\_REQUEST service in the VLR. The application context in the MAP\_OPEN indication is mobile originated short message transfer.

If the service MAP\_PROCESS\_ACCESS\_REQUEST is successful, the VLR waits for the next message from the MSC. When receiving the MAP\_SEND\_INFO\_FOR\_MO\_SMS indication, the VLR acts as follows:

- if there is incompatibility in the subscription check, the error teleservice not provisioned is returned to the MSC;
- if the short message transfer would contravene operator determined barring, the call barred error with cause operator barring is returned;
- if the short message transfer would contravene the supplementary service call barring conditions in the VLR, the call barred error with cause barring service active is returned.

When the mobile subscriber has passed all checks, the MAP\_SEND\_INFO\_FOR\_MO\_SMS response is initiated and the procedure is terminated in the VLR. The mobile originated short message transfer procedure in the VLR is shown in figure 23.2/3.

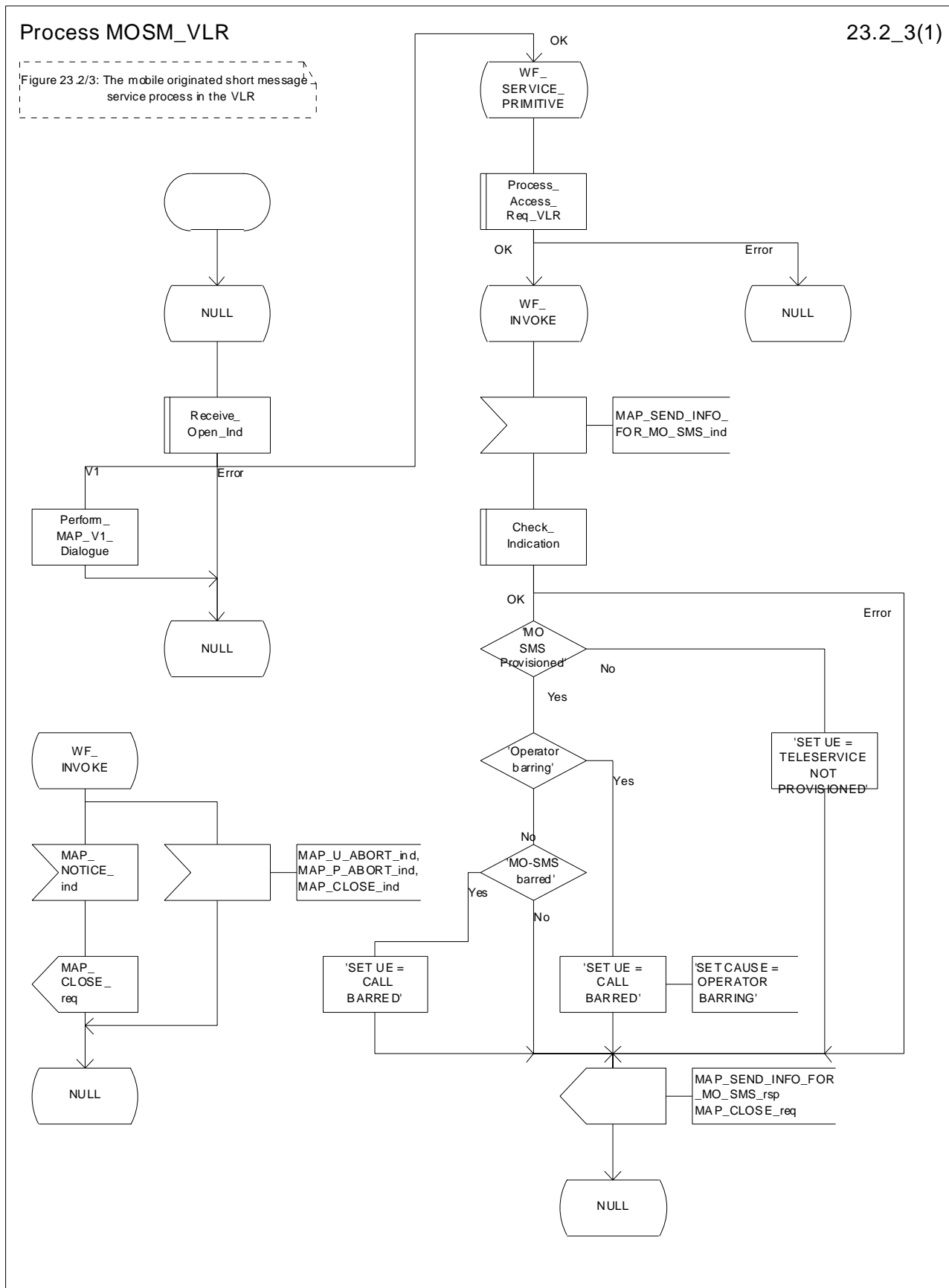


Figure 23.2/3: Process MOSM\_VLR

### 23.2.3 Procedure in the interworking MSC

This procedure applies only when the IWMSC is not the servicing MSC or SGSN.

When receiving a MAP\_OPEN indication primitive that is not associated with any MAP service indication primitive and if the dialogue is accepted, the MAP service-user in the interworking MSC issues a MAP\_DELIMITER request primitive in order to trigger the local MAP service-provider to confirm the dialogue. Then a MAP\_MO\_FORWARD\_SHORT\_MESSAGE indication shall be received.

When a MAP\_MO\_FORWARD\_SHORT\_MESSAGE indication is correctly received, the Interworking MSC invokes forwarding of the short message to the Service Centre. If invalid data content is detected, an unexpected data value error or a data missing error is returned to the servicing MSC or SGSN.

The outcome of the procedure with the Service Centre is awaited before a MAP\_MO\_FORWARD\_SHORT\_MESSAGE response is given back to the servicing MSC or SGSN:

- if a short message is accepted by the Service Centre, an acknowledgement is sent back to the servicing MSC or SGSN;
- if the Service Centre is not identified, the SM Delivery Failure error is returned to the servicing MSC or SGSN;
- if the Service Centre returns an error indication, the SM Delivery Failure error is returned to the servicing MSC with the error cause and any diagnostic information received from the Service Centre;
- if the short message cannot be forwarded to the Service Centre or the procedure towards the Service Centre fails for some reason, a system failure error is sent to the servicing MSC or SGSN.

The mobile originated short message service transfer in the IWMSC is shown in figure 23.2/4.

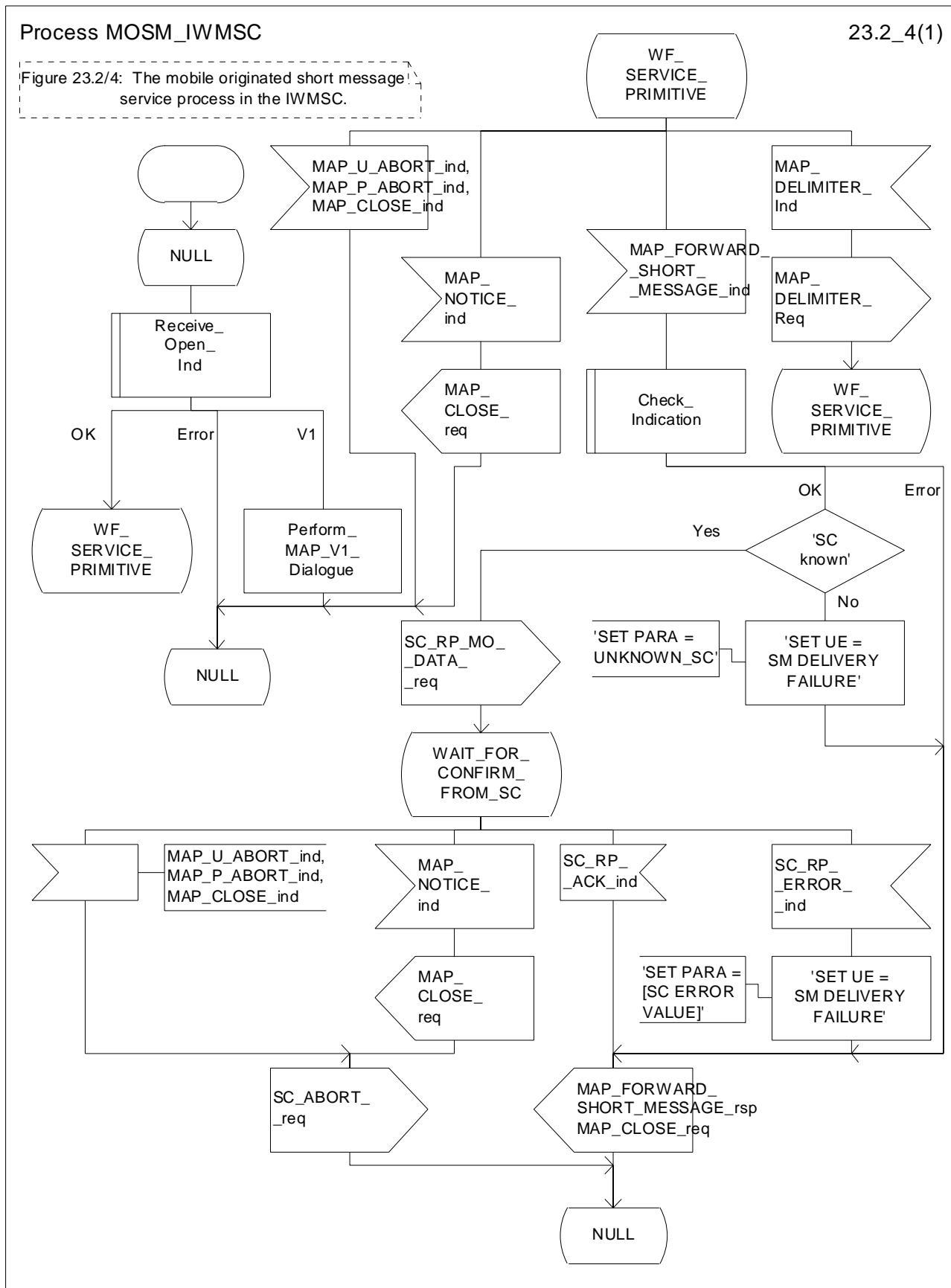


Figure 23.2/4: Process MOSM\_IWMSC

## 23.2.4 Procedure in the servicing SGSN

When receiving the short message from the MS, the SGSN acts as follows:

- if there is incompatibility in the subscription check, the RP\_ERROR cause requested facility not subscribed is provided to the mobile station;
- if the short message transfer would contravene operator determined barring, the RP\_ERROR cause operator determined barring is provided to the mobile station;

NOTE: The RP\_ERROR causes are described in TS GSM 04.11

- if no error is detected, the short message transmission towards the IWMSC is initiated using the MAP\_MO\_FORWARD\_SHORT\_MESSAGE request.

If the service MAP\_MO\_FORWARD\_SHORT\_MESSAGE is started, the SGSN will check whether the grouping of MAP\_OPEN request and MAP\_MO\_FORWARD\_SHORT\_MESSAGE request needs segmentation.

If this is the case then the MAP\_OPEN request primitive shall be sent first without any associated MAP service request primitive and the dialogue confirmation must be received before the MAP\_MO\_FORWARD\_SHORT\_MESSAGE request is sent. As a response to the procedure, the servicing SGSN will receive the MAP\_MO\_FORWARD\_SHORT\_MESSAGE confirmation from the IWMSC indicating that:

- the short message has been successfully delivered to the Service Centre. The acknowledgement is sent to the mobile station;
- one of several error cases has occurred. The mapping between MAP error causes and RP\_ERROR causes is described in TS GSM 03.40. The appropriate indication is provided to the mobile station.

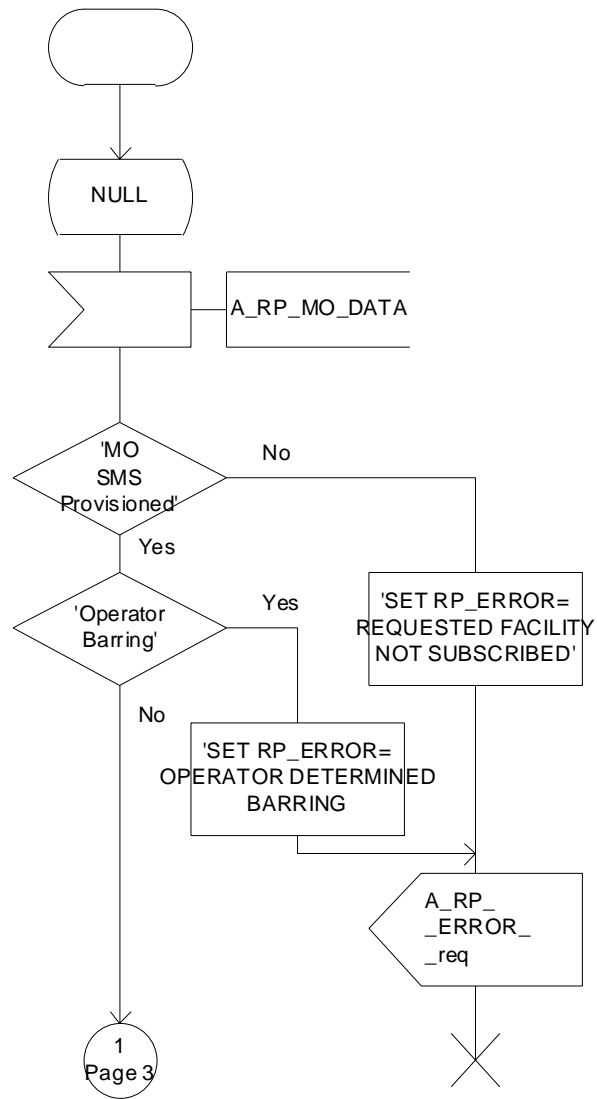
If the procedure failed, a provider error or an abort indication is received. The RP\_ERROR cause network out of order is provided to the mobile station.

The mobile originated short message service procedure is shown in figure 23.2/5

Process MOSM\_SGSN

23.2\_5.1(3)

Figure 23.2/5: The mobile originated short message service process in the SGSN.



1  
Page 3

Figure 23.2/5 (sheet 1 of 3): Process MOSM\_SGSN

Process MOSM\_SGSN

23.2\_5.2(3)

Figure 23.2/5: The mobile originated short message service process in the SGSN.

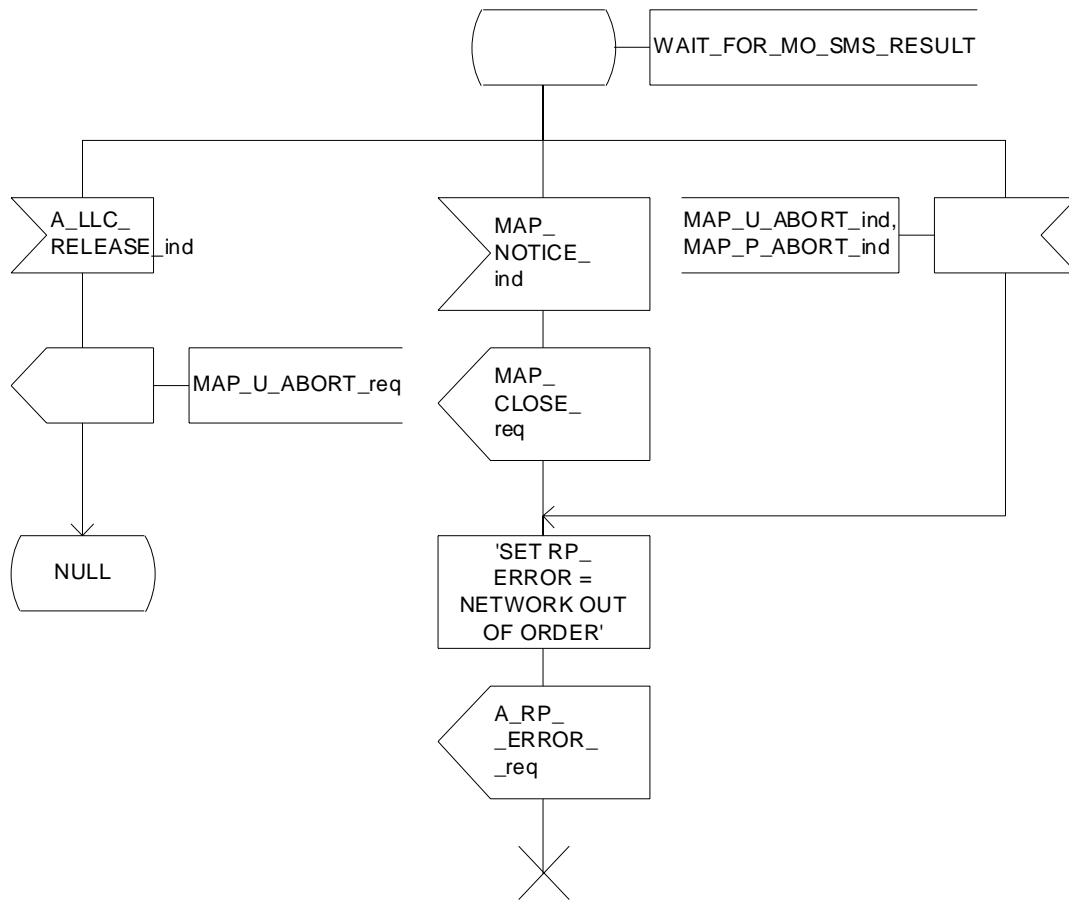


Figure 23.2/5 (sheet 2 of 3): Process MOSM\_SGSN



Process MOSM\_SGSN

23.2\_5.3(3)

Figure 23.2/5: The mobile originated short message service process in the SGSN.

1  
Page 1

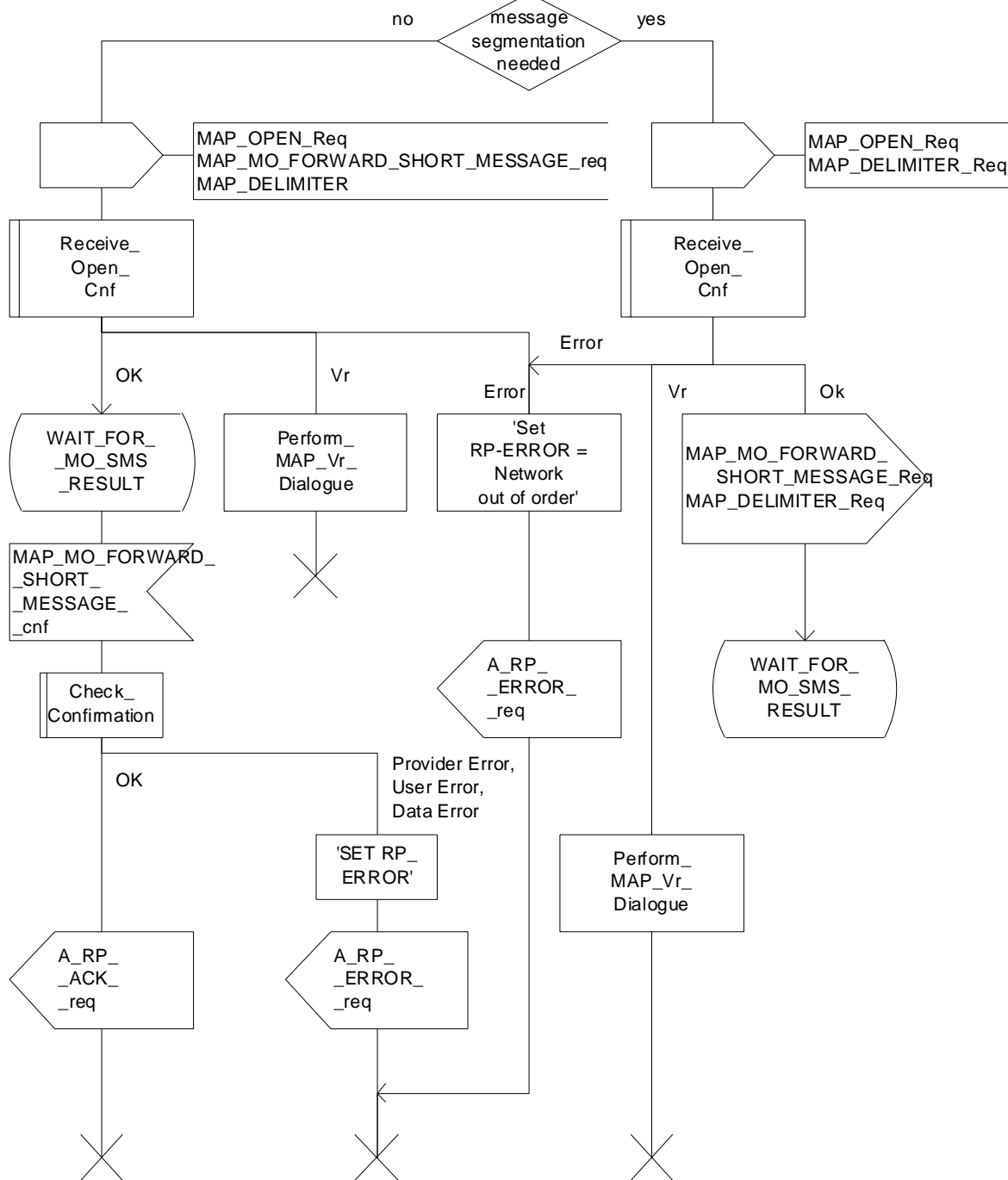
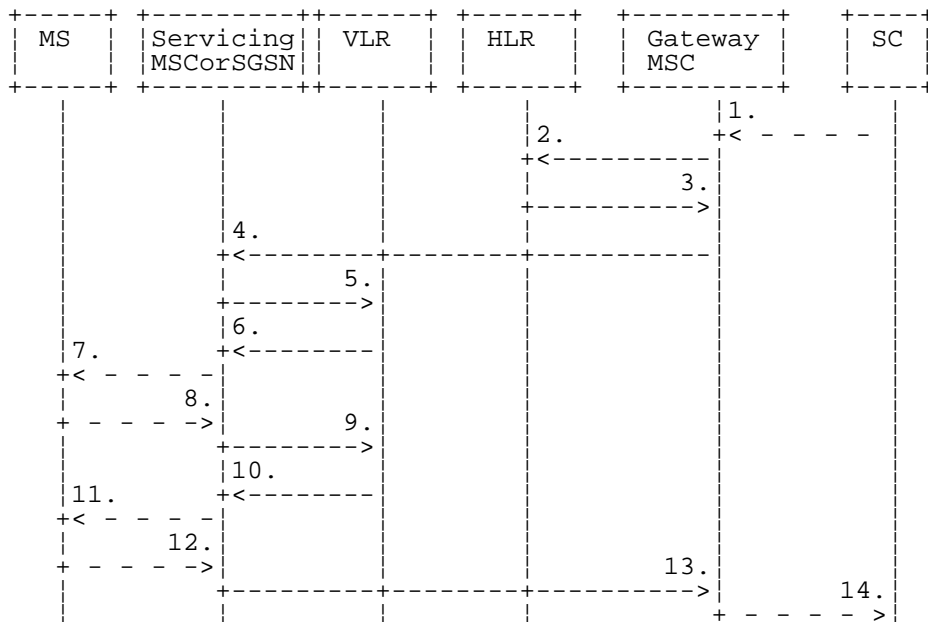


Figure 23.2/5 (sheet 3 of 3): Process MOSM\_SGSN

### 23.3 The mobile terminated short message transfer procedure

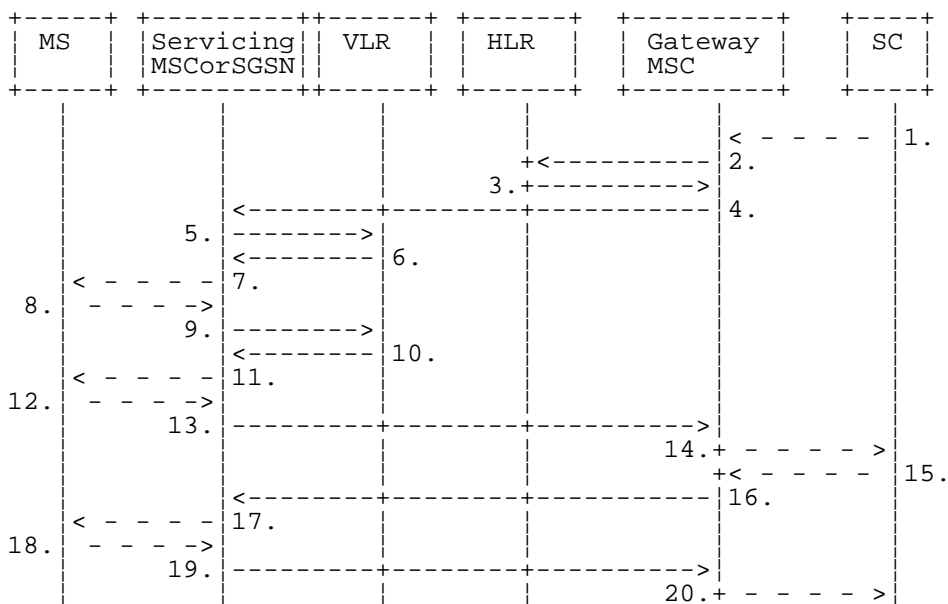
The mobile terminated short message transfer procedure is used for forwarding a short message or several short messages from a Service Centre to a mobile subscriber. The mobile terminated short message procedure for a single short message transfer is shown in figure 23.3/1.



- 1) Short Message (GSM 03.40)
- 2) MAP\_SEND\_ROUTING\_INFO\_FOR\_SM
- 3) MAP\_SEND\_ROUTING\_INFO\_FOR\_SM\_ACK
- 4) MAP\_MT\_FORWARD\_SHORT\_MESSAGE
- 5) MAP\_SEND\_INFO\_FOR\_MT\_SMS (\*)
- 6) MAP\_PAGE/MAP\_SEARCH\_FOR\_MOBILE\_SUBSCRIBER (\*)
- 7) Page (GSM 04.08)
- 8) Page response (GSM 04.08)
- 9) MAP\_PROCESS\_ACCESS\_REQUEST\_ACK and MAP\_SEARCH\_FOR\_MOBILE\_SUBSCRIBER\_ACK (\*)
- 10) MAP\_SEND\_INFO\_FOR\_MT\_SMS\_ACK (\*)
- 11) Short Message (GSM 04.11)
- 12) Short Message Acknowledgement (GSM 04.11)
- 13) MAP\_MT\_FORWARD\_SHORT\_MESSAGE\_ACK
- 14) Short Message Acknowledgment (GSM 03.40)
- (\*) Messages 5), 6), 9), and 10) are not used by SGSN

**Figure 23.3/1: Mobile terminated short message service procedures**

The mobile terminated short message procedure for multiple short message transfer is shown in figure 23.3/2.



- 1) Short Message (GSM 03.40)
  - 2) MAP\_SEND\_ROUTING\_INFO\_FOR\_SM
  - 3) MAP\_SEND\_ROUTING\_INFO\_FOR\_SM\_ACK
  - 4) MAP\_MT\_FORWARD\_SHORT\_MESSAGE (note 1)
  - 5) MAP\_SEND\_INFO\_FOR\_MT\_SMS (\*)
  - 6) MAP\_PAGE/MAP\_SEARCH\_FOR\_MOBILE\_SUBSCRIBER (\*)
  - 7) Page (GSM 08.08)
  - 8) Page response (GSM 04.08)
  - 9) MAP\_PROCESS\_ACCESS\_REQUEST\_ACK and MAP\_SEARCH\_FOR\_MOBILE\_SUBSCRIBER\_ACK (\*)
  - 10) MAP\_SEND\_INFO\_FOR\_MT\_SMS\_ACK (\*)
  - 11) Short Message (GSM 04.11)
  - 12) Short Message Acknowledgement (GSM 04.11)
  - 13) MAP\_MT\_FORWARD\_SHORT\_MESSAGE\_ACK
  - 14) Short Message Acknowledgment (GSM 03.40)
  - 15) Short Message (GSM 03.40)
  - 16) MAP\_MT\_FORWARD\_SHORT\_MESSAGE (note 2)
  - 17) Short Message (GSM 04.11)
  - 18) Short Message Acknowledgement (GSM 04.11)
  - 19) MAP\_MT\_FORWARD\_SHORT\_MESSAGE\_ACK
  - 20) Short Message Acknowledgement (GSM 03.40)
- (\*) Messages 5), 6), 9), and 10) are not used by SGSN  
 NOTE 1: The More Messages To Send flag is TRUE.  
 NOTE 2: The More Messages To Send flag is FALSE

**Figure 23.3/2: Mobile terminated short message procedure for multiple short message transfer**

In the multiple short message transfer the service MAP\_MT\_FORWARD\_SHORT\_MESSAGE can be used several times. However, the short message transfer is always acknowledged to the Service Centre before the next short message is sent.

In addition the following MAP services are used:

- MAP\_PROCESS\_ACCESS\_REQUEST (see subclause 8.3); (\*)
- MAP\_PAGE (see subclause 8.2); (\*)
- MAP\_SEARCH\_FOR\_MS (see subclause 8.2); (\*)
- MAP\_AUTHENTICATE (see subclause 8.5); (\*)
- MAP\_SET\_CIPHERING\_MODE (see subclause 8.6); (\*)
- MAP\_CHECK\_IMEI (see subclause 8.7);

MAP_FORWARD_NEW_TMSI	(see subclause 8.9); (*)
MAP_REPORT_SM_DELIVERY_STATUS	(see subclause 12.3);
MAP_INFORM_SERVICE_CENTRE	(see subclause 12.6);
MAP_TRACE_SUBSCRIBER_ACTIVITY	(see subclause 9.1); (*)
MAP_READY_FOR_SM	(see subclause 12.4).

(\*) Those messages are not used by SGSN.

### 23.3.1 Procedure in the Servicing MSC

When initiating the dialogue with the servicing MSC, the SMS Gateway MSC must provide the IMSI of the subscriber to whom the short message is directed.

The IMSI can be included either in the Destination Reference of the MAP\_OPEN indication received from the SMS Gateway MSC or in the sm-RP-DA information field of the MAP\_MT\_FORWARD\_SHORT\_MESSAGE indication.

When receiving a MAP\_OPEN indication primitive that is not associated with any MAP service indication primitive and if the dialogue is accepted, the MAP service-user in the servicing MSC issues a MAP\_DELIMITER request primitive in order to trigger the local MAP service-provider to confirm the dialogue.

When receiving the first MAP\_MT\_FORWARD\_SHORT\_MESSAGE indication from the gateway MSC, the servicing MSC sends the MAP\_SEND\_INFO\_FOR\_MT\_SMS request primitive to the VLR, if the MAP service primitive is accepted and if short message service is supported in the servicing MSC.

The MAP\_MT\_FORWARD\_SHORT\_MESSAGE indication primitive is checked by the macro "Check\_Indication". If the received MAP service primitive contains errors, the service is aborted and an unexpected data value error or data missing error is returned to the GMSC.

If the MSC does not support the short message service, the service is aborted in the servicing MSC and the error "Facility Not Supported" is returned to the GMSC.

The subscriber identity information that may be included in the MAP\_OPEN indication primitive and in the MAP service indication primitive is checked by the macro "Check\_Subscr\_Identity\_For\_MT\_SMS" as follows.

If a Destination Reference has been received in the MAP\_OPEN indication, an LMSI must be present in the sm-RP-DA information field of the MAP\_MT\_FORWARD\_SHORT\_MESSAGE indication. The LMSI shall be included in the sm-RP-DA information field of the MAP\_SEND\_INFO\_FOR\_MT\_SMS request sent to the VLR; the associated MAP\_OPEN request must contain a Destination Reference that carries an IMSI.

Otherwise, if the IMSI is included in the sm-RP-DA information field of the MAP\_MT\_FORWARD\_SHORT\_MESSAGE indication, it is mapped into the sm-RP-DA information field of the MAP\_SEND\_INFO\_FOR\_MT\_SMS request that is sent to the VLR. In this case, the IMSI is not accompanied by an LMSI and neither the MAP\_OPEN indication received from the gateway MSC nor the MAP\_OPEN request sent to the VLR shall include a Destination Reference.

If a Destination Reference has been received in the servicing MSC and the sm-RP-DA information field of the MAP\_MT\_FORWARD\_SHORT\_MESSAGE indication does not include an LMSI or if no Destination Reference has been received and the sm-RP-DA information field does not cover an IMSI the service is aborted in the servicing MSC and the error "Unexpected Data Value" is returned to the SMS GMSC.

The following responses to the MAP\_SEND\_INFO\_FOR\_MT\_SMS request may be received from the VLR:

- unidentified subscriber or system failure error. The error code is forwarded to the GMSC;
- absent subscriber error. The absent subscriber\_SM error is forwarded to the GMSC with the absent subscriber diagnostic indication set to 'IMSI Detached';
- unknown subscriber error. The system failure indication is provided to the GMSC;
- data missing or unexpected data value error. The system failure indication is provided to the GMSC;

- a provider error or an abort indication. The system failure indication is provided to the GMSC;
- subscriber busy for MT SMS. The error code is forwarded to the GMSC;
- paging procedure invocation (see subclause 25.3) reporting the successful outcome of the procedure;
- search procedure invocation (see subclause 25.3) reporting the successful outcome of the procedure.

The result of the paging or the search procedure is processed as follows:

- if the procedure is completed successfully, the MSC will send the MAP\_PROCESS\_ACCESS\_REQUEST request to the VLR (see subclause 25.4);
- if the procedure is completed successfully, but the MS has no mobile terminated short message transfer capability, the procedure is terminated and SM delivery failure indication with cause "equipment not SM equipped" is provided to the GMSC;
- if the procedure ends unsuccessfully, the termination of the procedure is awaited from the VLR. The absent subscriber\_SM error is forwarded to the GMSC with the absent subscriber diagnostic indication set to 'No Paging Response', but the other error causes are reported as a system failure indication.

If the short message transfer is aborted for any reason, the dialogue with the VLR is aborted. If the procedure with the VLR is aborted by the VLR or by the provider, a system failure indication is provided to the GMSC.

The unsuccessful outcome of the MAP\_PROCESS\_ACCESS\_REQUEST service is reported by using the system failure error to the GMSC.

When the service MAP\_PROCESS\_ACCESS\_REQUEST is carried out, the MSC will receive the MAP\_SEND\_INFO\_FOR\_MT\_SMS confirmation indicating:

- the unsuccessful outcome of the procedure. The error indication received from the VLR is forwarded to the GMSC;
- the successful outcome of the procedure. The MSC initiates forwarding of the short message to the MS.

If the primitive itself is badly formatted or data is missing, the system failure error is sent to the GMSC.

If forwarding of the short message is initiated, the MSC awaits the result before one of the following responses is sent back to the GMSC:

- an acknowledge if the short message has been successfully delivered to the mobile subscriber;
- an SM delivery failure error containing a parameter indicating either of the following: there is a MS protocol error or the MS memory capacity is exceeded; detailed diagnostic information (see subclause 7.6.1.4) may also be carried;
- a system failure error if the delivery procedure is aborted.

If the More Messages To Send flag was FALSE or the service MAP\_MT\_FORWARD\_SHORT\_MESSAGE ends unsuccessfully, the transaction to the gateway MSC is terminated. Otherwise, the servicing MSC waits for the next short message from the Service Centre.

When receiving the next MAP\_MT\_FORWARD\_SHORT\_MESSAGE indication from the gateway MSC the servicing MSC will act as follows:

- if the received primitive contains errors, the unexpected data value error or data missing error is provided to the gateway MSC;
- if the More Messages To Send flag is FALSE, the servicing MSC will start the short message transfer procedure to the mobile subscriber. The successful or unsuccessful outcome of this procedure is reported to the gateway MSC and the transaction is terminated.
- if the More Messages To Send flag is TRUE, the servicing MSC will start the short message transfer to the mobile subscriber. If the outcome of this procedure is unsuccessful, the reason is reported to the gateway MSC

and the procedure is terminated. If the procedure is successful, it is acknowledged to the gateway MSC and more short messages can be received.

The tracing procedure may be activated. It is described in detail in the clause 20.

The mobile terminated short message transfer procedure in the servicing MSC is shown in figures 23.3/3 and 23.3/4. The page and search procedures are shown in figure 25.3/1 and 25.3/2.

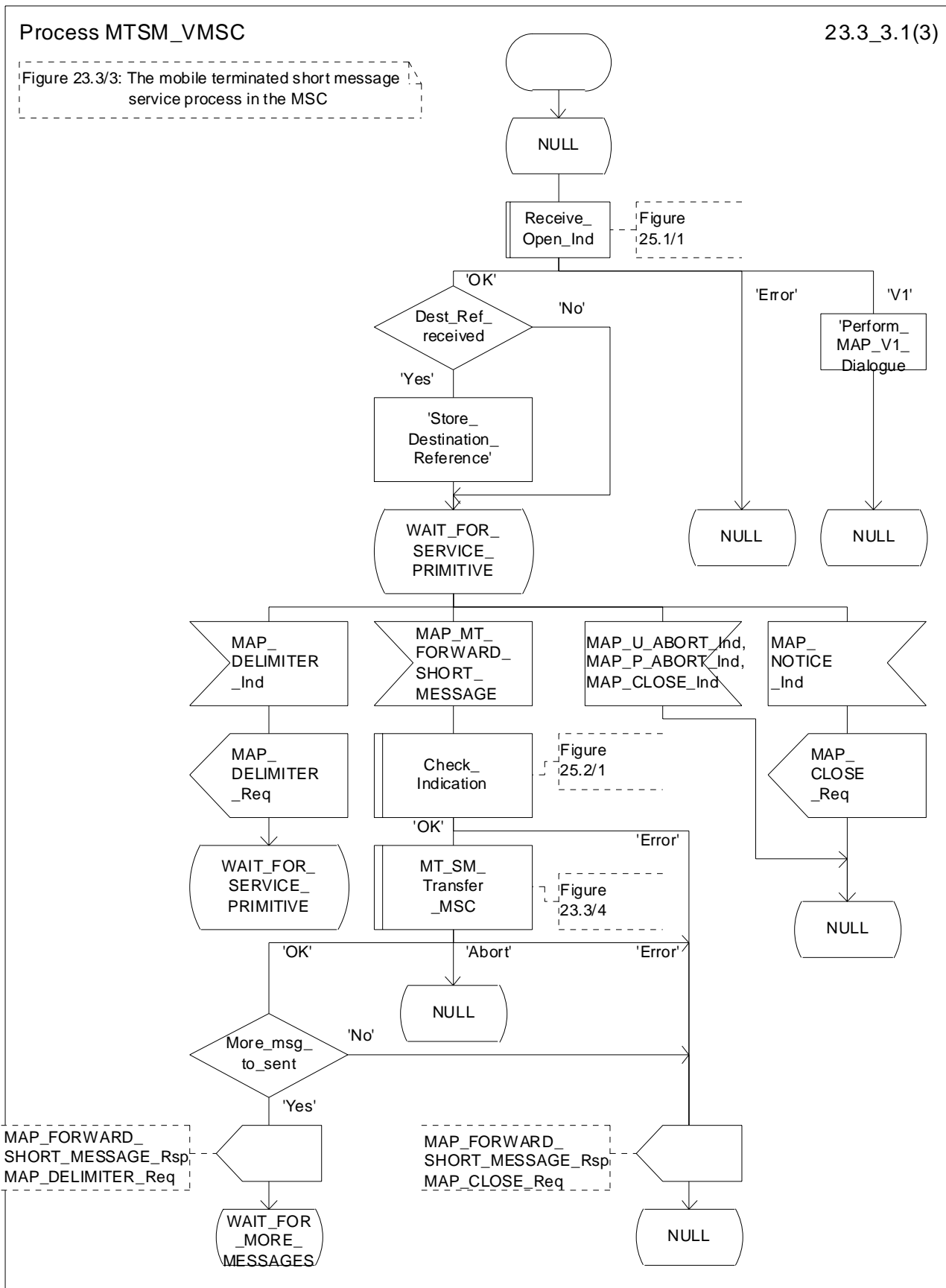


Figure 23.3/3 (sheet 1 of 3): Procedure MTSM\_VMSC

Process MTSM\_VMSC

23.3\_3.2(3)

Figure 23.3/3: The mobile terminated short message service process in the MSC

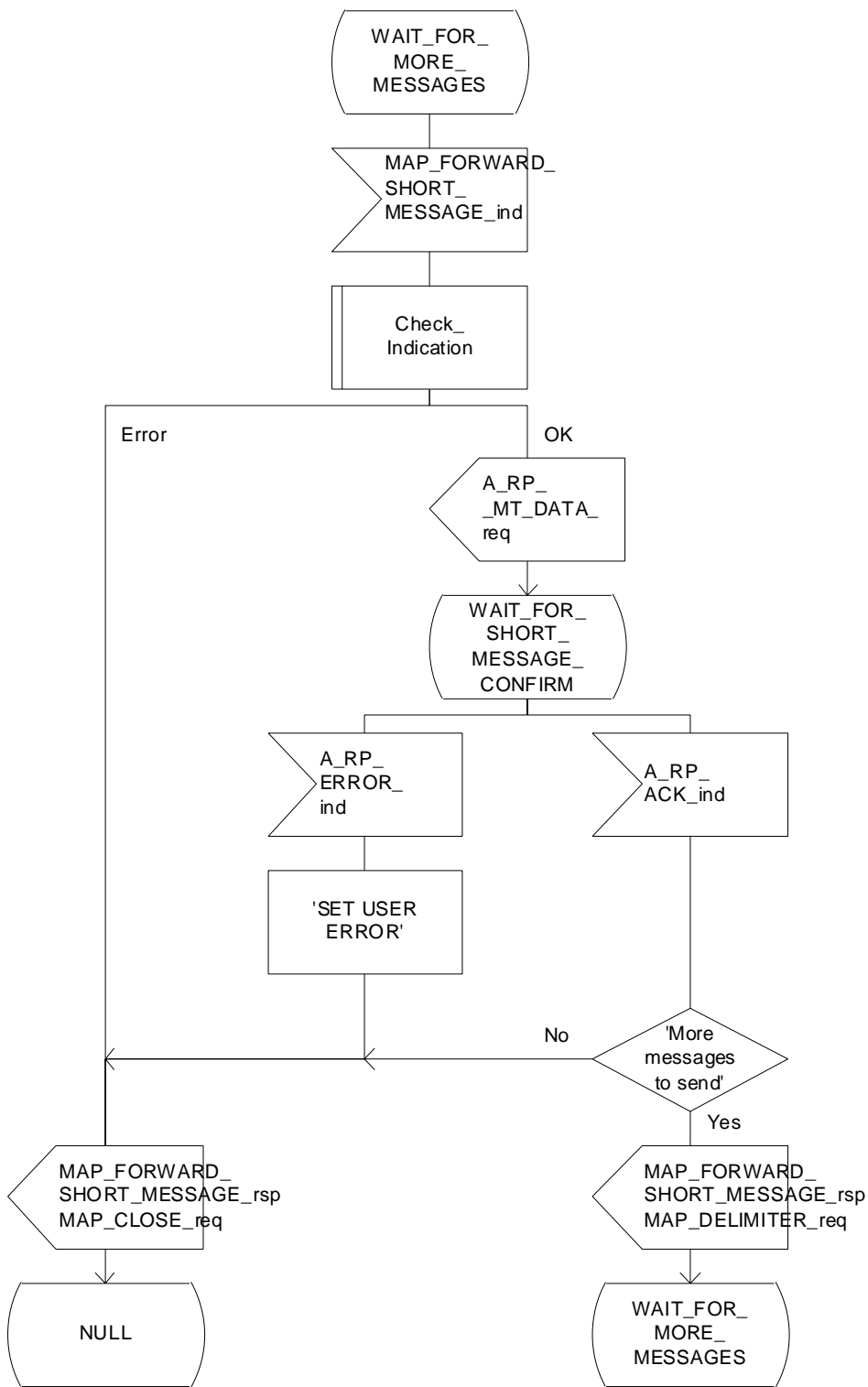


Figure 23.3/3 (sheet 2 of 3): Procedure MTSM\_VMSC



Process MTSM\_VMSC

23.3\_3.3(3)

Figure 23.3/3: The mobile terminated short message service process in the MSC

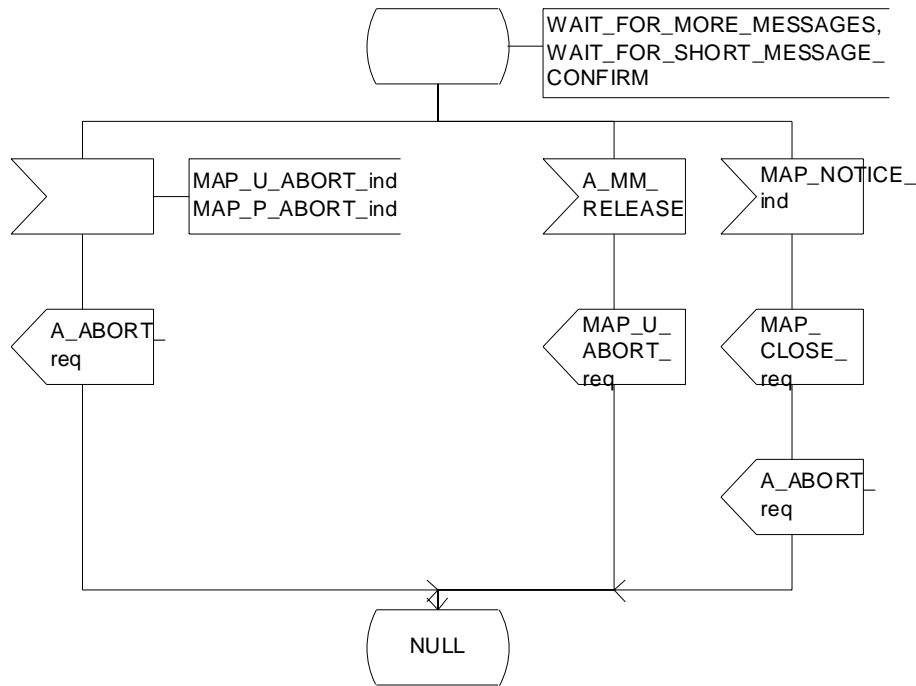


Figure 23.3/3 (sheet 3 of 3): Procedure MTSM\_VMSC

Macrodefinition MT\_SM\_Transfer\_MSC

23.3\_4.1(3)

Figure 23.3/4: The mobile terminated short message transfer macro in the MSC

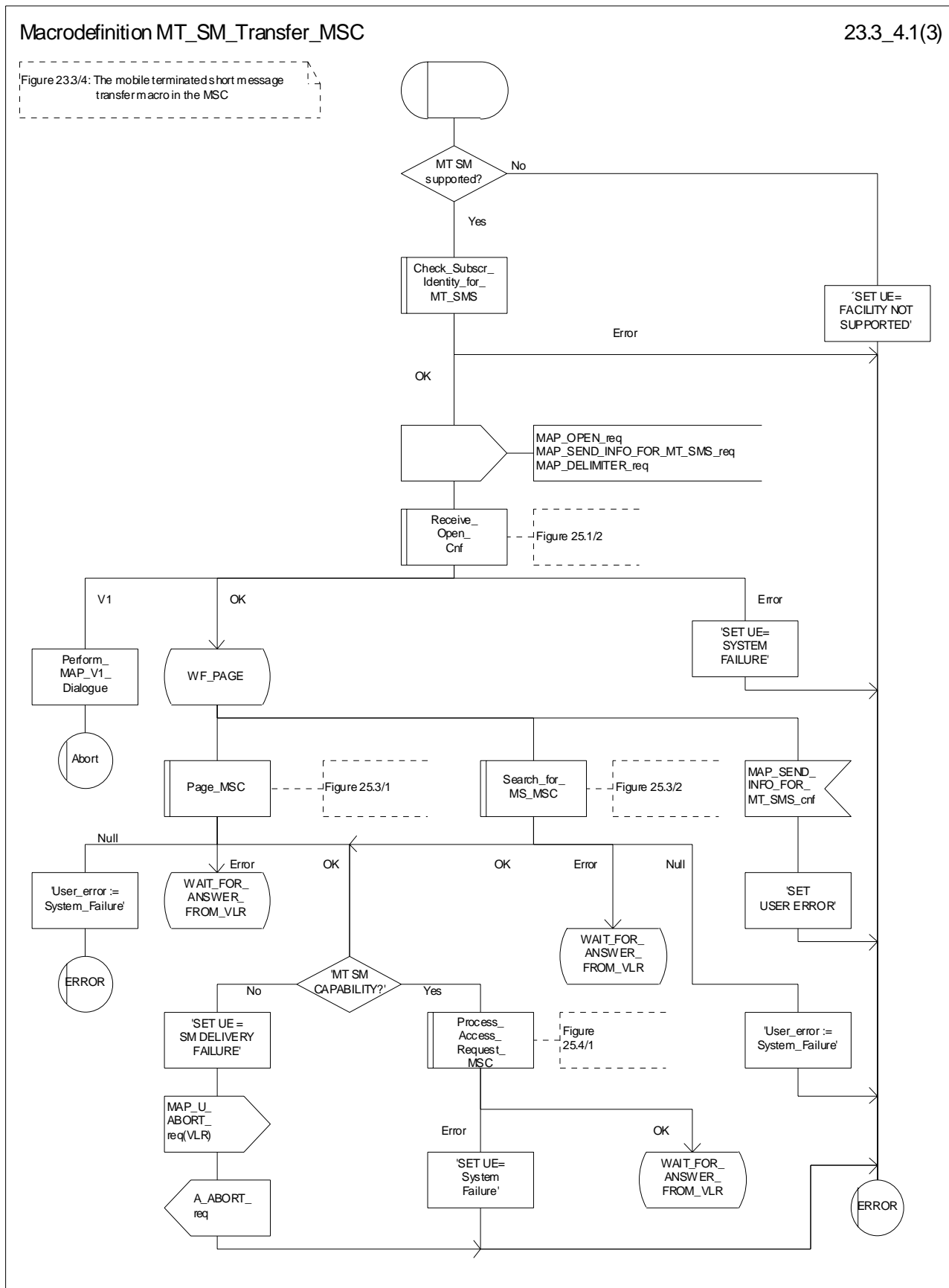


Figure 23.3/4 (sheet 1 of 3): Macro MT\_SM\_Transfer\_MSC

Macrodefinition MT\_SM\_Transfer\_MSC

23.3\_4.2(3)

Figure 23.3/4: The mobile terminated short message transfer macro in the MSC

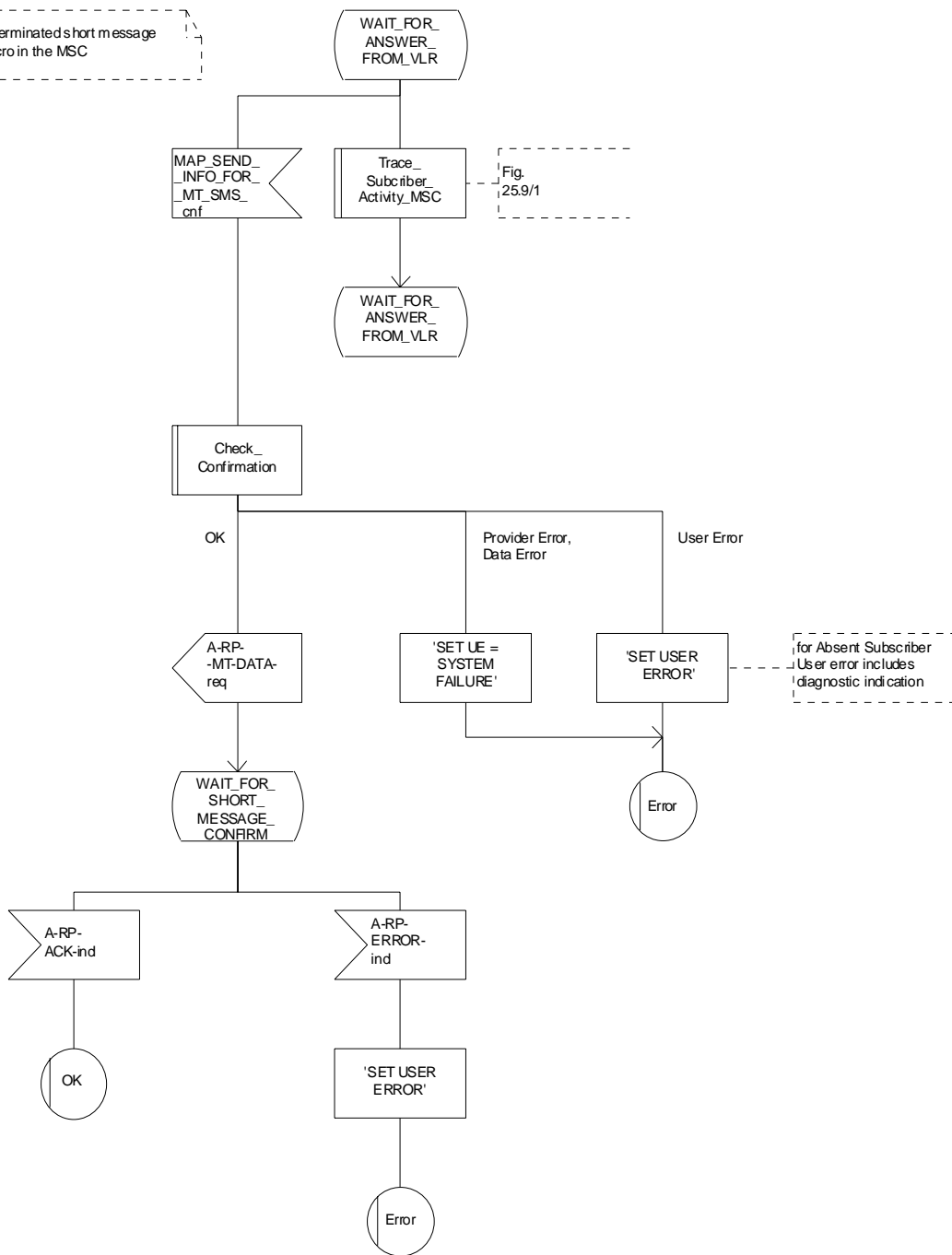


Figure 23.3/4 (sheet 2 of 3): Macro MT\_SM\_Transfer\_MSC

Macrodefinition MT\_SM\_Transfer\_MSC

23.3\_4.3(3)

Figure 23.3/4: The mobile terminated short message transfer macro in the MSC

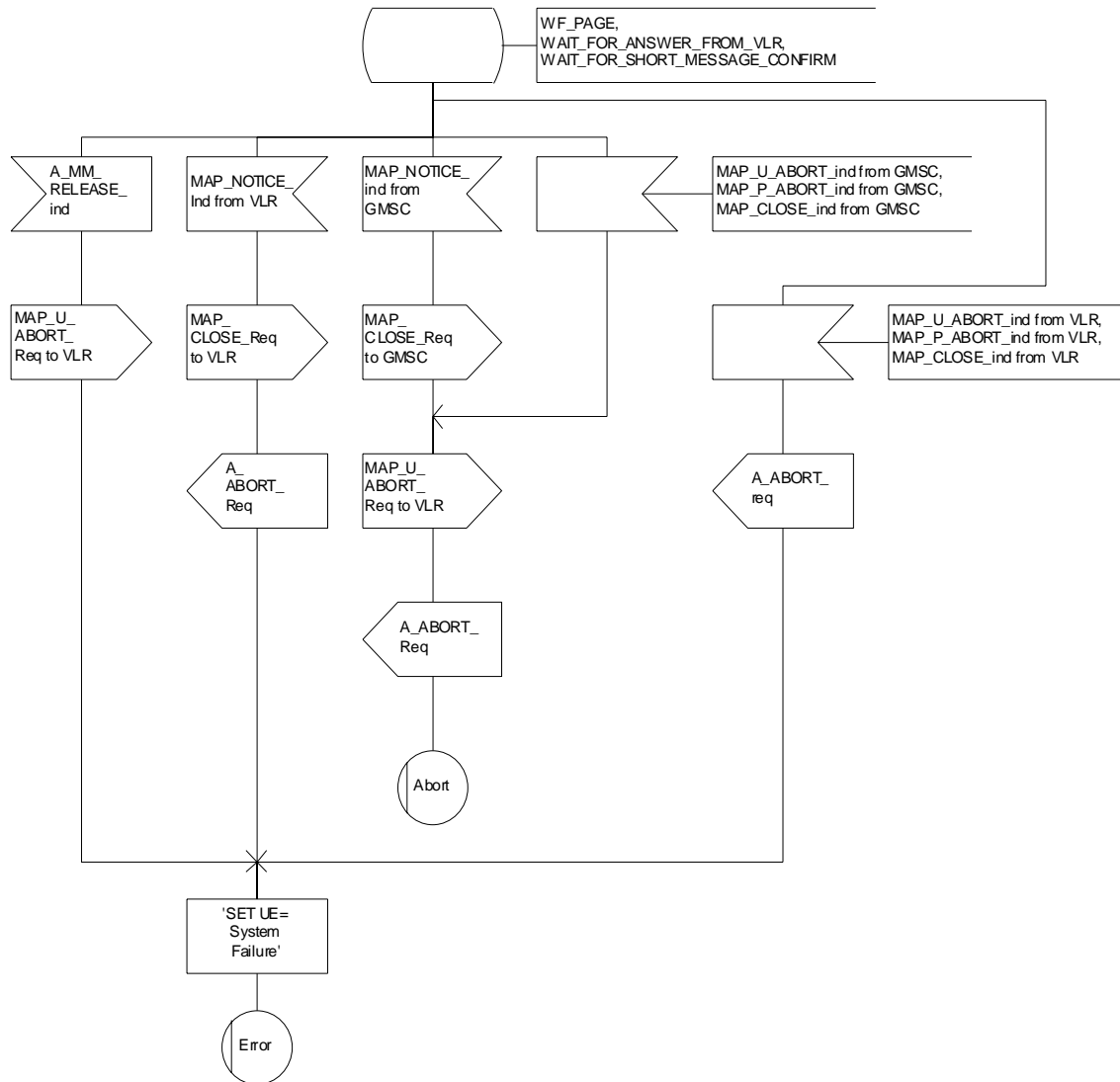


Figure 23.3/4 (sheet 3 of 3): Macro MT\_SM\_Transfer\_MSC

### 23.3.2 Procedures in the VLR

When receiving the MAP\_SEND\_INFO\_FOR\_MT\_SMS indication, the VLR will act as follows:

- the parameters and data in the primitive are checked by the macro "Check\_Indication". A data failure is reported as an unexpected data value error or a data missing error depending on the nature of the failure;
- for mobile terminated short message the mobile subscriber is identified either by the IMSI only or by the IMSI accompanied by the LMSI. The subscriber identity information that may be included in the MAP\_OPEN indication primitive and in the MAP service indication primitive is checked by the macro "Check\_Subscr\_Identity\_For\_MT\_SMS". In the first case, the IMSI is included in the sm-RP-DA information field and the Destination Reference must not be present in the MAP\_OPEN primitive. In the latter case the IMSI must be obtained from the Destination Reference of the MAP\_OPEN indication primitive and an LMSI must be present in the sm-RP-DA information field of the MAP\_SEND\_INFO\_FOR\_MT\_SMS indication. If the mobile subscriber is unknown, the unidentified subscriber error is returned;
- if the "Confirmed by HLR" indicator is set to "Not Confirmed", the unidentified subscriber error is returned;
- if the IMSI Detached Flag is set to detached or the LA Not Allowed Flag is set to not allowed in the VLR, an absent subscriber error with the diagnostic indication set to 'IMSI Detached' is returned and the MS not reachable flag (MNRF) is set;
- if the MAP\_SEND\_INFO\_FOR\_MT\_SMS indication has passed all the tests, the VLR will initiate the paging procedure. If the location area identification is known and the "Confirmed by Radio Contact" indicator is set to "Confirmed", the MAP\_PAGE service is used. Otherwise the MAP\_SEARCH\_FOR\_MOBILE\_SUBSCRIBER service is started.

The following responses to the paging procedure may be received from the MSC:

- the MAP\_SEARCH\_FOR\_MOBILE\_SUBSCRIBER confirmation indicating a successful outcome, if the search procedure is used. After that the VLR awaits the MAP\_PROCESS\_ACCESS\_REQUEST indication from the MSC;
- the MAP\_PAGE confirmation or MAP\_SEARCH\_FOR\_MOBILE\_SUBSCRIBER confirmation indicating unsuccessful outcome. If an absent subscriber error is received, the MS not reachable flag (MNRF) is set in the VLR. The errors are forwarded to the MSC in the MAP\_SEND\_INFO\_FOR\_MT\_SMS response, the absent subscriber error is forwarded with the diagnostic indication set to 'No Paging Response for non GPRS'. If the unexpected data value, or unknown location area error is received, the system failure indication is given to the MSC; if subscriber busy for MT SMS is received, this cause is given to the MSC.
- the MAP\_PROCESS\_ACCESS\_REQUEST indication telling that the outcome of the service MAP\_PAGE is successful.

If the paging procedure or process access request procedure or any other procedure invoked fails, the appropriate error is reported to the MSC.

If the process access request procedure is successful, the VLR will send the MAP\_SEND\_INFO\_FOR\_MT\_SMS response to the MSC and the transaction is terminated in the VLR.

The mobile terminated short message transfer procedure in the VLR is shown in figure 23.3/5.

Process MT\_SM\_VLR

23.3\_5.1(3)

Figure 23.3/5: The mobile terminated short message service process in the VLR

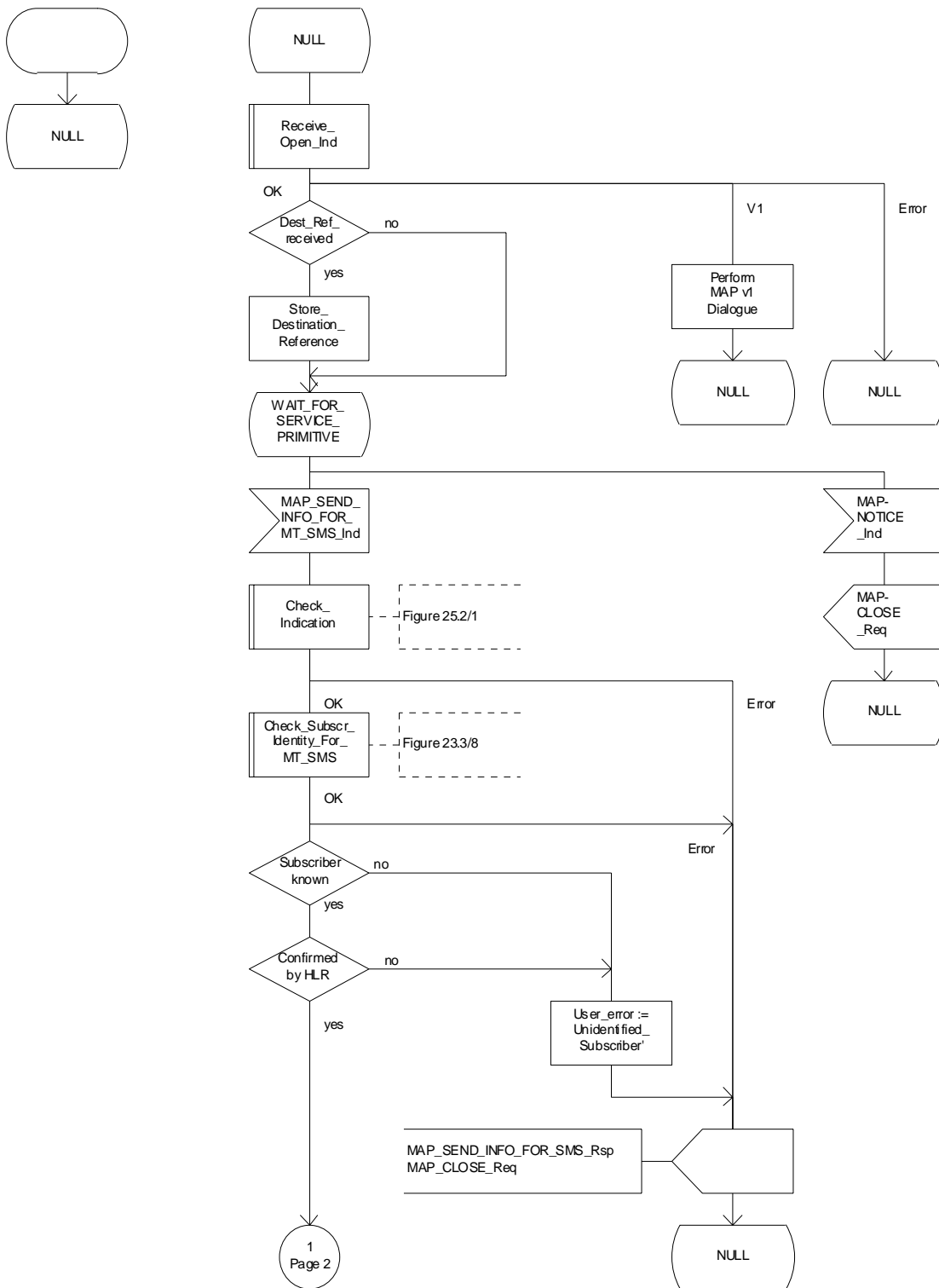


Figure 23.3/5 (sheet 1 of 3): Process MT\_SM\_VLR

Process MT\_SM\_VLR

23.3\_5.2(3)

Figure 23.3/5: The mobile terminated short message service process in the VLR

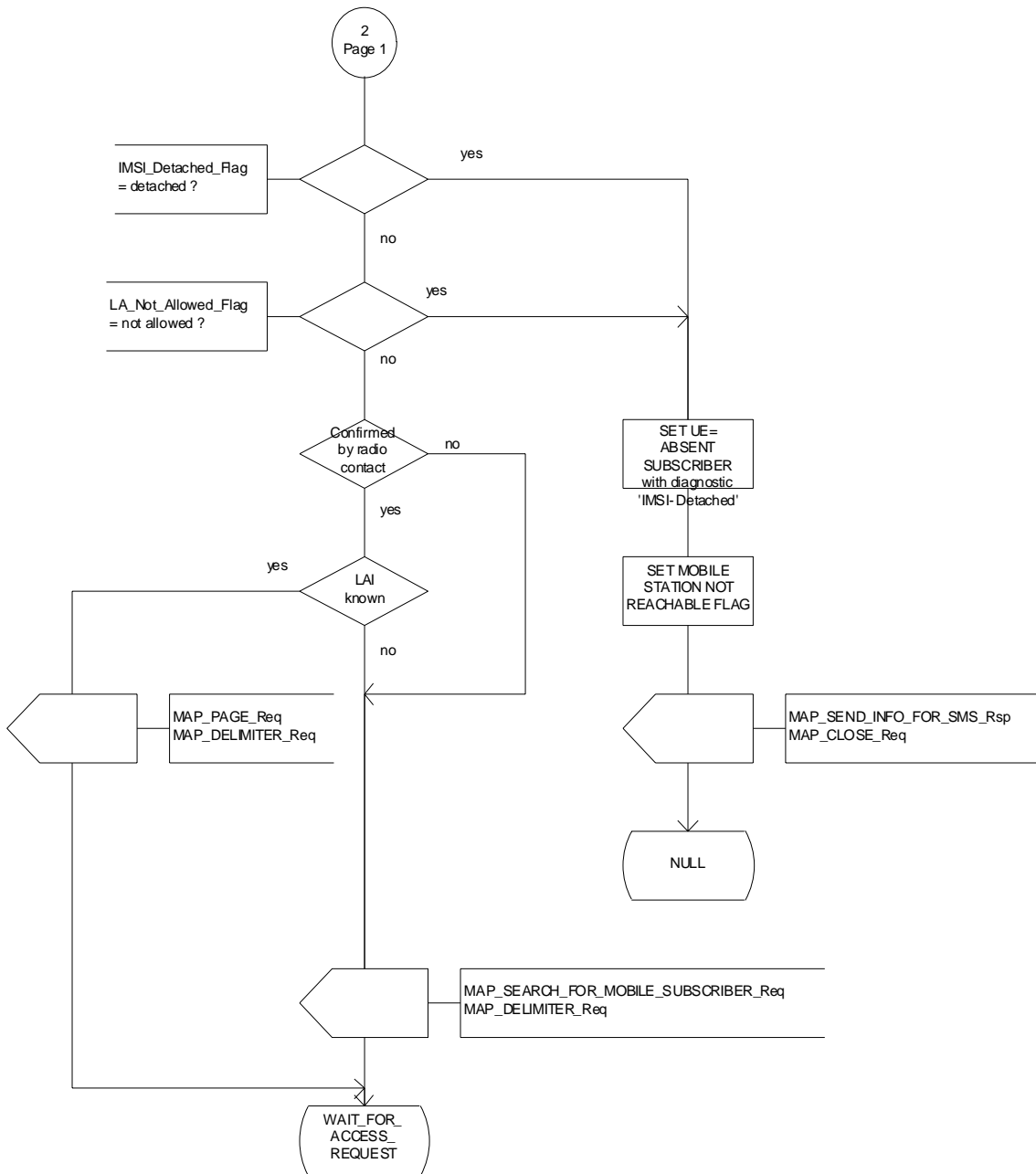


Figure 23.3/5 (sheet 2 of 3): Process MT\_SM\_VLR

Process MT\_SM\_VLR

23.3\_5.3(3)

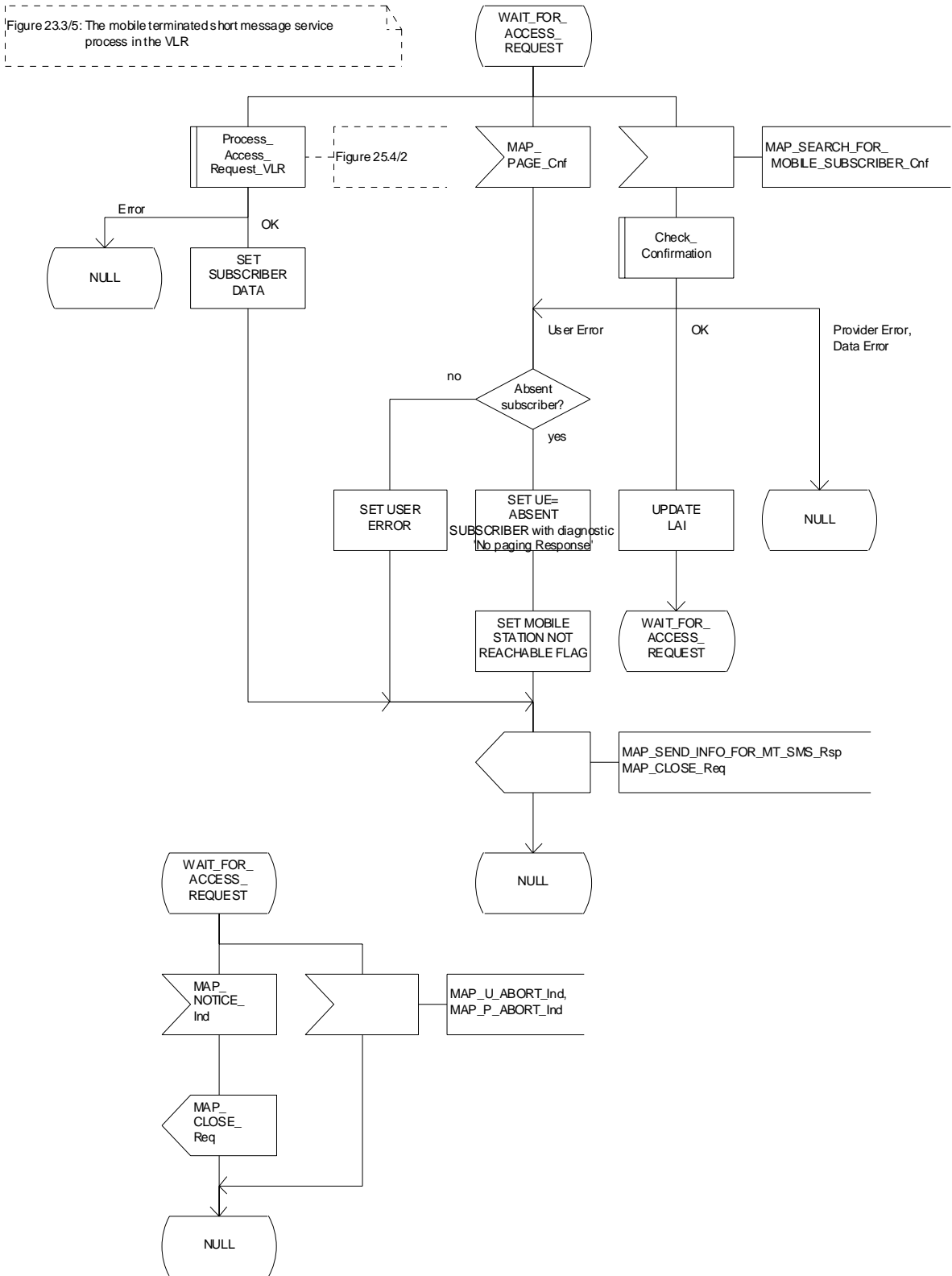


Figure 23.3/5 (sheet 3 to 3): Process MT\_SM\_VLR



### 23.3.3 Procedures in the HLR

The MAP\_SEND\_ROUTING\_INFO\_FOR\_SM indication is received from the GMSC. The following error cases are reported to the GMSC in the MAP\_SEND\_ROUTING\_INFO\_FOR\_SM response as an unsuccessful outcome of the procedure:

- if the necessary parameters and data are not present in the primitive or they are badly formatted, the data missing or unexpected data value error is returned;
- if the mobile subscriber is unknown, i.e. it cannot be identified from the MSISDN given, an unknown subscriber error is returned;
- if the short message transfer would contravene operator determined barring, the call barred error with cause operator barring is returned;
- if the short message transfer would contravene the « SM filtering by the HPLMN » function criteria, the call barred error with cause unauthorised Message Originator is returned (the definition of the filtering function is out of the scope of GSM specification. Filtering may be based on SM-RP-SMEA information element if received from the GMSC) ;
- if the mobile subscription identified by the given MSISDN number does not include the short message service, the teleservice not provisioned error is returned;
- if the GMSC does not support the GPRS functionality, the behaviour of the HLR depends on the following conditions:
  - If the subscriber is not a GPRS subscriber then the behaviour of the HLR shall be the same as for a subscriber only registered as non GPRS and for SMS delivery.
  - If the subscriber is a GPRS subscriber and a non-GPRS subscriber with the option « transfer of SM via the MSC when GPRS is not supported in the GMSC » then the behaviour of the HLR shall be the same as for a subscriber only registered as non GPRS and for SMS delivery.
  - If the subscriber is a GPRS subscriber and a non-GPRS subscriber with the option « transfer of SM via the SGSN when GPRS is not supported in the GMSC » or if the subscriber is a GPRS subscriber only then the behaviour of the HLR shall be the same as for the case transfer over GPRS described in MAP release 97, with the following precision : because GMSC does not support MAP release 97, the previous MAP protocol release is used. When the HLR sends the MAP\_SEND\_ROUTING\_INFO\_FOR\_SM\_Resp, the SGSN number is mapped to the MAP parameter « MSC number ». When the HLR sends the MAP\_INFORM\_SERVICE\_CENTRE\_resp, the MNRG status shall be mapped to the MAP parameter « mnrf-set ».

The HLR may send the MSC, SGSN or both numbers as routing information to SMS-GMSC based on the following:

A) The subscriber may only be registered as non GPRS and for SMS delivery:

- if the short message transfer would contravene the supplementary service barring, the call barred error with cause barring service active is returned;
- if the location registration of the mobile subscriber shows that the VLR in the visited PLMN does not support the MT short message service, the facility not supported error is returned;
- if no MSC identity is stored for the mobile subscriber or the "MSC Area Restricted Flag" is set or the "MS purged for non GPRS" flag is set, i.e. the MS is not reachable, the MSISDN-Alert and the SC address are included in the MWD (if possible), the flag MNRF is set and the "Absent Subscriber\_SM" error is returned with the appropriate absent subscriber diagnostic indication, i.e. 'Deregistered in HLR for non GPRS ', 'Roaming Restricted' or 'MS-Purged for non GPRS '.

The priority parameter (SM\_RP\_PRI) is processed as follows:

- if the priority is low (SM\_RP\_PRI = False) and the mobile station not reachable flag (MNRF) is set, an absent subscriber\_SM error is returned. If a reason for the subscriber's absence for non GPRS is stored in the mobile not reachable reason (MNRR) in the subscriber data, then this is returned with the absent subscriber\_SM error. The SC-address given in the request will be included in the MWD if possible. The service MAP\_INFORM\_SERVICE\_CENTRE including the parameter MW Status is invoked to indicate whether or not the SC address has been included in the MWD list.
- if the priority is low (SM\_RP\_PRI = False), and the MNRF is clear, the routing information with MSC number is retrieved as described below;
- if the priority is high (SM\_RP\_PRI = True) and the MNRF is set, the HLR will send the acknowledge primitive containing the routing information with MSC number to the gateway MSC. In addition the service MAP\_INFORM\_SERVICE\_CENTRE including the parameter MW Status is invoked to indicate whether or not the SC address is already included in the MWD list.

B) The subscriber may only be registered as GPRS and for SMS delivery:

- if the location registration of the mobile subscriber shows that the SGSN in the visited PLMN does not support the MT short message service, the facility not supported error is returned;
- if no SGSN identity is stored for the mobile subscriber or the "SGSN Area Restricted Flag" is set or the "MS purged for GPRS" flag is set, i.e. the MS is not reachable, the MSISDN-Alert and the SC address are included in the MWD (if possible), the flag MNRG is set and the "Absent Subscriber\_SM" error is returned with the appropriate absent subscriber diagnostic indication, i.e. 'Deregistered in HLR for GPRS', 'Roaming Restricted' or 'MS-Purged for GPRS'.

The priority parameter (SM\_RP\_PRI) is processed as follows:

- if the priority is low (SM\_RP\_PRI = False) and the mobile station not reachable for GPRS (MNRG) flag is set, an absent subscriber\_SM error is returned. If a reason for the subscriber's absence for GPRS is stored in the mobile not reachable reason (MNRR) in the subscriber data, then this is returned with the absent subscriber\_SM error. The SC-address given in the request will be included in the MWD if possible. The service MAP\_INFORM\_SERVICE\_CENTRE including the parameter MW Status is invoked to indicate whether or not the SC address has been included in the MWD list.
- if the priority is low (SM\_RP\_PRI = False), and the MNRG is clear, the routing information with SGSN number is retrieved as described below;
- if the priority is high (SM\_RP\_PRI = True) and the MNRG is set, the HLR will send the acknowledge primitive containing the routing information with SGSN number to the gateway MSC. In addition the service MAP\_INFORM\_SERVICE\_CENTRE including the parameter MW Status is invoked to indicate whether or not the SC address is already included in the MWD list.

C) The subscriber may be registered as non GPRS and GPRS and for SMS Delivery:

- if the short message transfer would contravene the supplementary service barring, the behaviour is the same as for a subscriber only registered for GPRS and SMS delivery.
- if the location registration of the mobile subscriber shows that the VLR in the visited PLMN does not support the MT short message service, the behaviour is the same as for a subscriber only registered for GPRS and SMS delivery;
- if the location registration of the mobile subscriber shows that the SGSN in the visited PLMN does not support the MT short message service, the behaviour is the same as for a subscriber only registered for non GPRS and SMS delivery;
- if no MSC and SGSN identities are stored for the mobile subscriber or the "MSC and SGSN Area Restricted Flags" are set or the "MS purged for non GPRS and GPRS" flags are set or a combination of these errors for non GPRS and GPRS are used, i.e. the MS is not reachable, the MSISDN-Alert and the SC address are included in the MWD (if possible), the flags MNRF and MNRG are set and the "Absent Subscriber\_SM" error is returned with the appropriate absent subscriber diagnostic indication, i.e. 'Deregistered in HLR for non GPRS or GPRS', 'Roaming Restricted', 'MS-Purged for non GPRS or GPRS' or both.

The priority parameter (SM\_RP\_PRI) is processed as follows:

- if the priority is low (SM\_RP\_PRI = False), the MNRF and MNRG are set, an absent subscriber\_SM error is returned. If reasons for the subscriber's absence for non GPRS and GPRS are stored in MNRR in the subscriber data, then this is returned with the absent subscriber\_SM error. The SC-address given in the request will be included in the MWD if possible. The service MAP\_INFORM\_SERVICE\_CENTRE including the parameter MW Status is invoked to indicate whether or not the SC address has been included in the MWD list.
- if the priority is low (SM\_RP\_PRI = False), and the MNRF is clear and MNRG is set, the routing information with MSC number is retrieved as described below;
- if the priority is low (SM\_RP\_PRI = False), and the MNRF is set and MNRG is clear, the routing information with SGSN number is retrieved as described below
- if the priority is low (SM\_RP\_PRI = False), and the MNRF and MNRG are clear, the routing information with MSC and SGSN numbers is retrieved as described below;
- if the priority is high (SM\_RP\_PRI = True) and the MNRF, the MNRG or both are set, the HLR will send the acknowledge primitive containing the routing information with both MSC and SGSN numbers to the gateway MSC. In addition the service MAP\_INFORM\_SERVICE\_CENTRE including the parameter MW Status is invoked to indicate whether or not the SC address is already included in the MWD list.

If the MSISDN-Alert number of the mobile subscriber stored in the MWD is not the same as that received in the MAP\_SEND\_ROUTING\_INFO\_FOR\_SM indication, the HLR will include in the MAP\_INFORM\_SERVICE\_CENTRE request to the GMSC the MSISDN-Alert number stored.

The MAP\_INFORM\_SERVICE\_CENTRE request is sent also when the MCEF, MNRF, MNRG or both are set but the routing information is still sent to the GMSC. The status of the flags is indicated in the parameter MW Status.

The routing information is included in a MAP\_SEND\_ROUTING\_INFO\_FOR\_SM response as follows:

- the IMSI will be returned to the GMSC together with the MSC, SGSN or both numbers and may be optionally accompanied by the LMSI.
- an indication specifying which number belongs the MSC and the SGSN will be returned to the GSMC.

LMSI shall not be used in case only the SGSN number is sent by HLR.

The mobile terminated short message transfer procedure in the HLR is shown in figure 23.3/6.

Process Mobile\_terminated\_SM\_HLR

23.3\_6.1(5)

Figure 23.3/6: The mobile terminated short message service process in the HLR in case the subscriber is registered as non-GPRS and/or GPRS

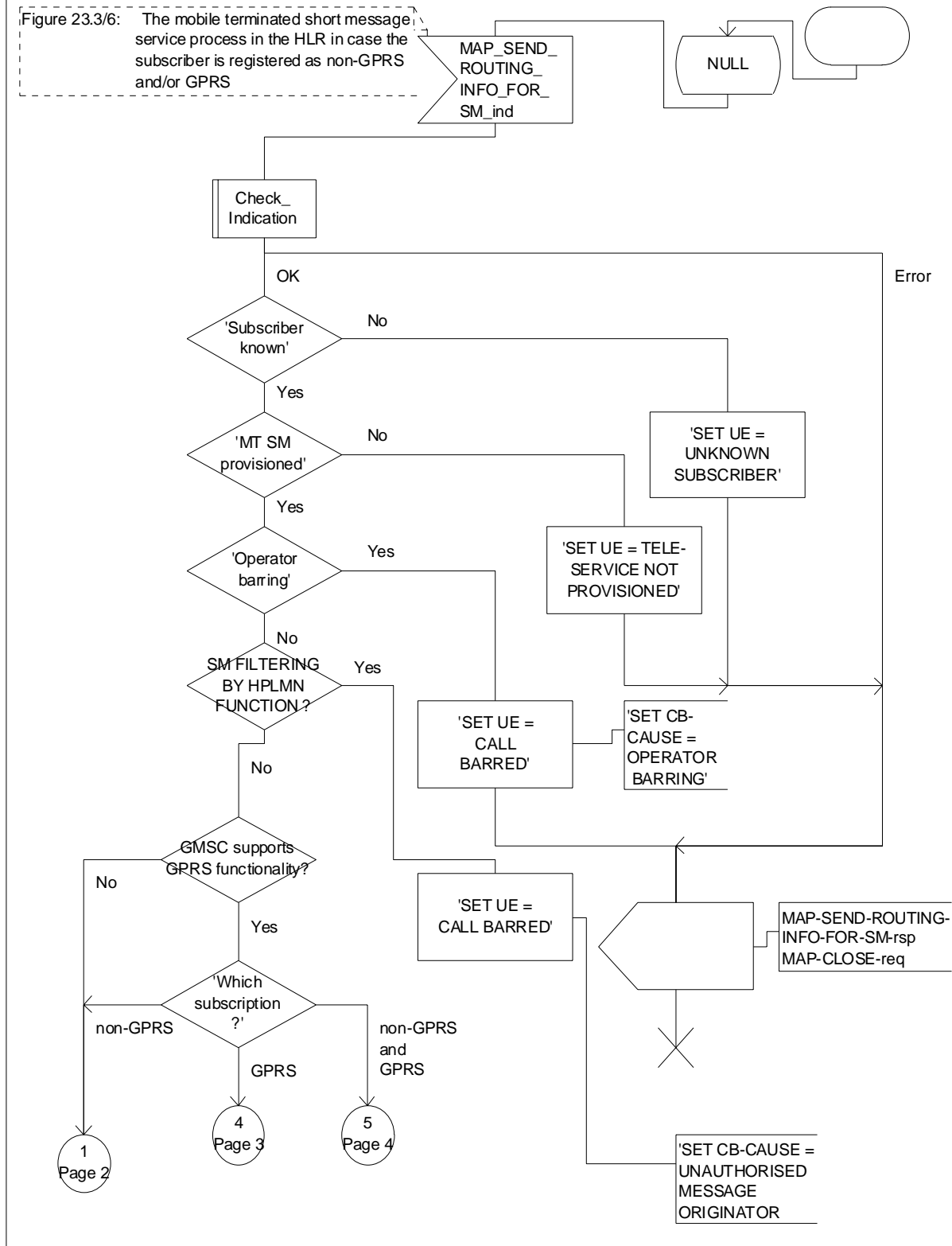


Figure 23.3/6 (sheet 1 of 5): Process Mobile\_terminated\_SM\_HLR

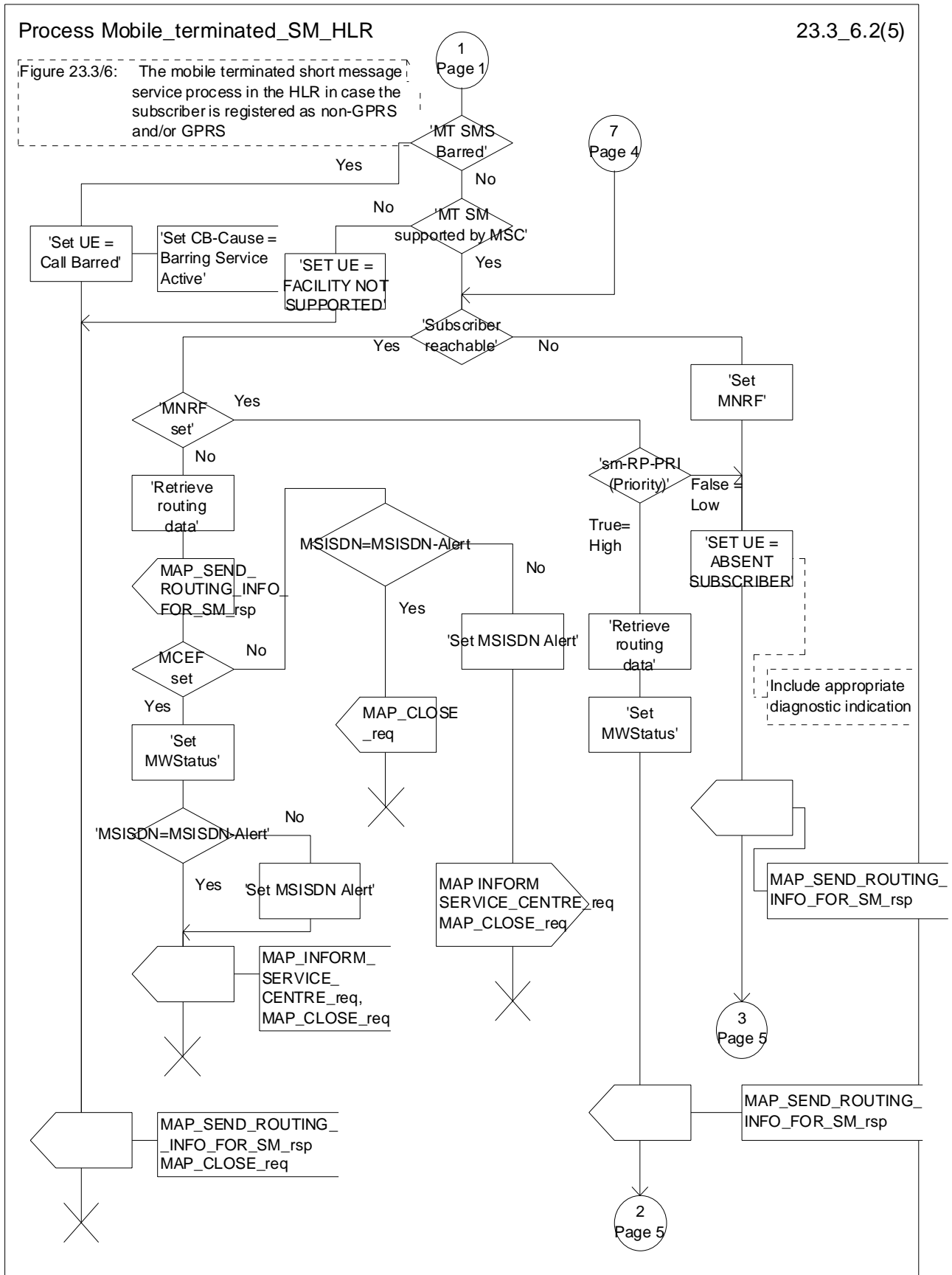


Figure 23.3/6 (sheet 2 of 5): Process Mobile\_terminated\_SM\_HLR

Process Mobile\_terminated\_SM\_HLR

23.3\_6.3(5)

Figure 23.3/6: The mobile terminated short message service process in the HLR in case the subscriber is registered as non-GPRS and/or GPRS

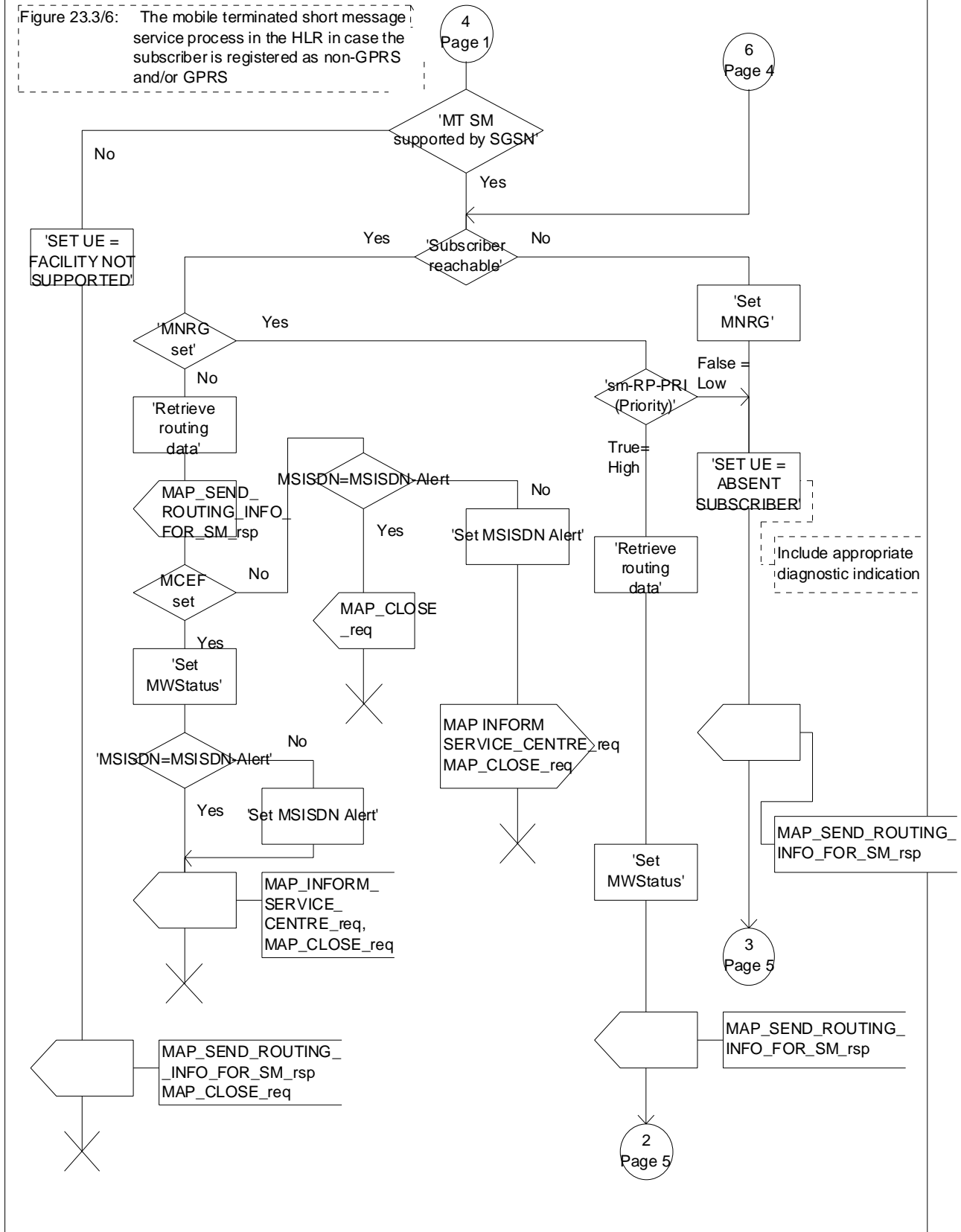


Figure 23.3/6 (sheet 3 of 5): Process Mobile\_terminated\_SM\_HLR

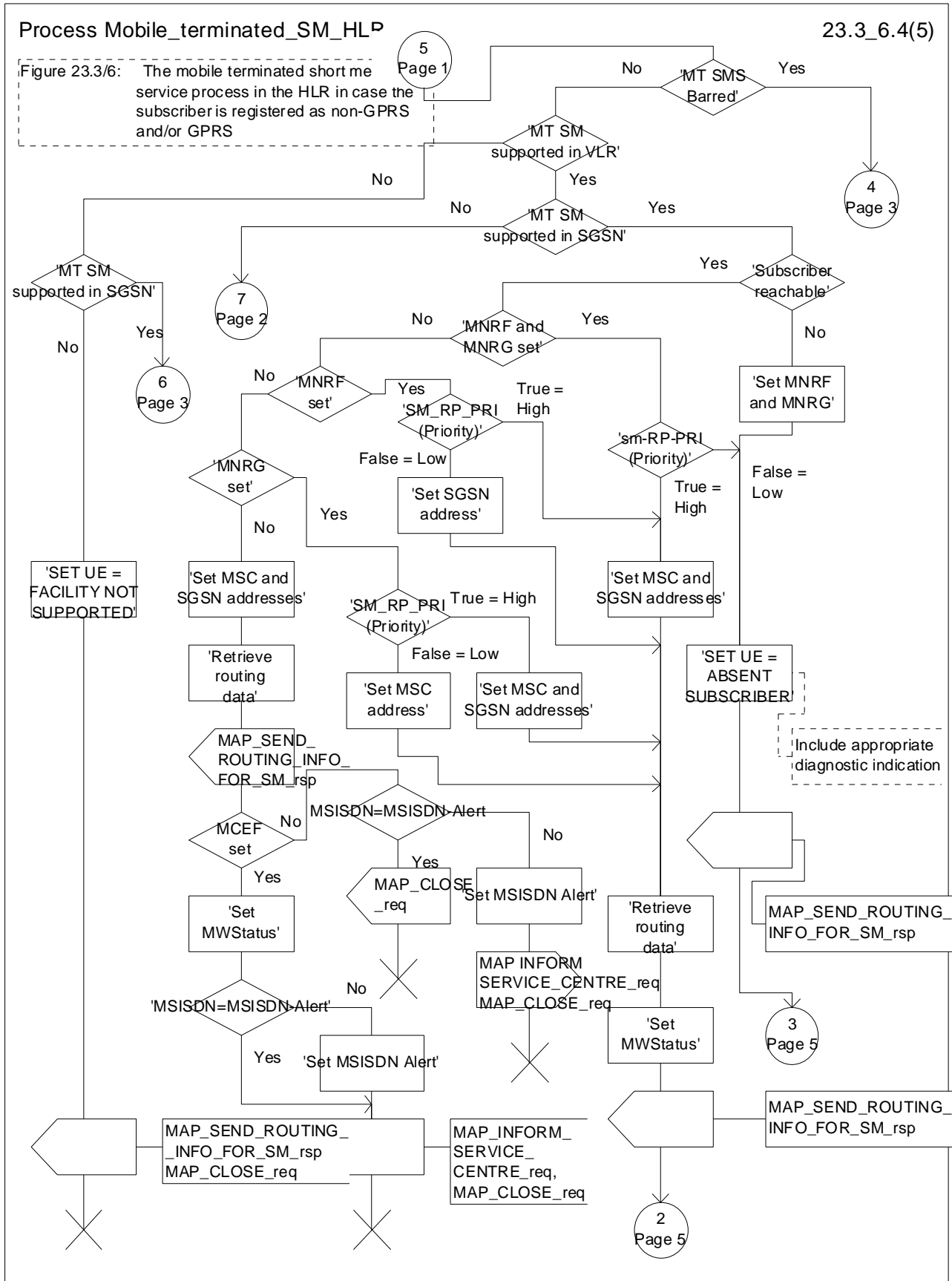


Figure 23.3/6 (sheet 4 of 5): Process Mobile\_terminated\_SM\_HLR

Process Mobile\_terminated\_SM\_HLR

23.3\_6.5(5)

Figure 23.3/6: The mobile terminated short message service process in the HLR in case the subscriber is registered as non-GPRS and/or GPRS

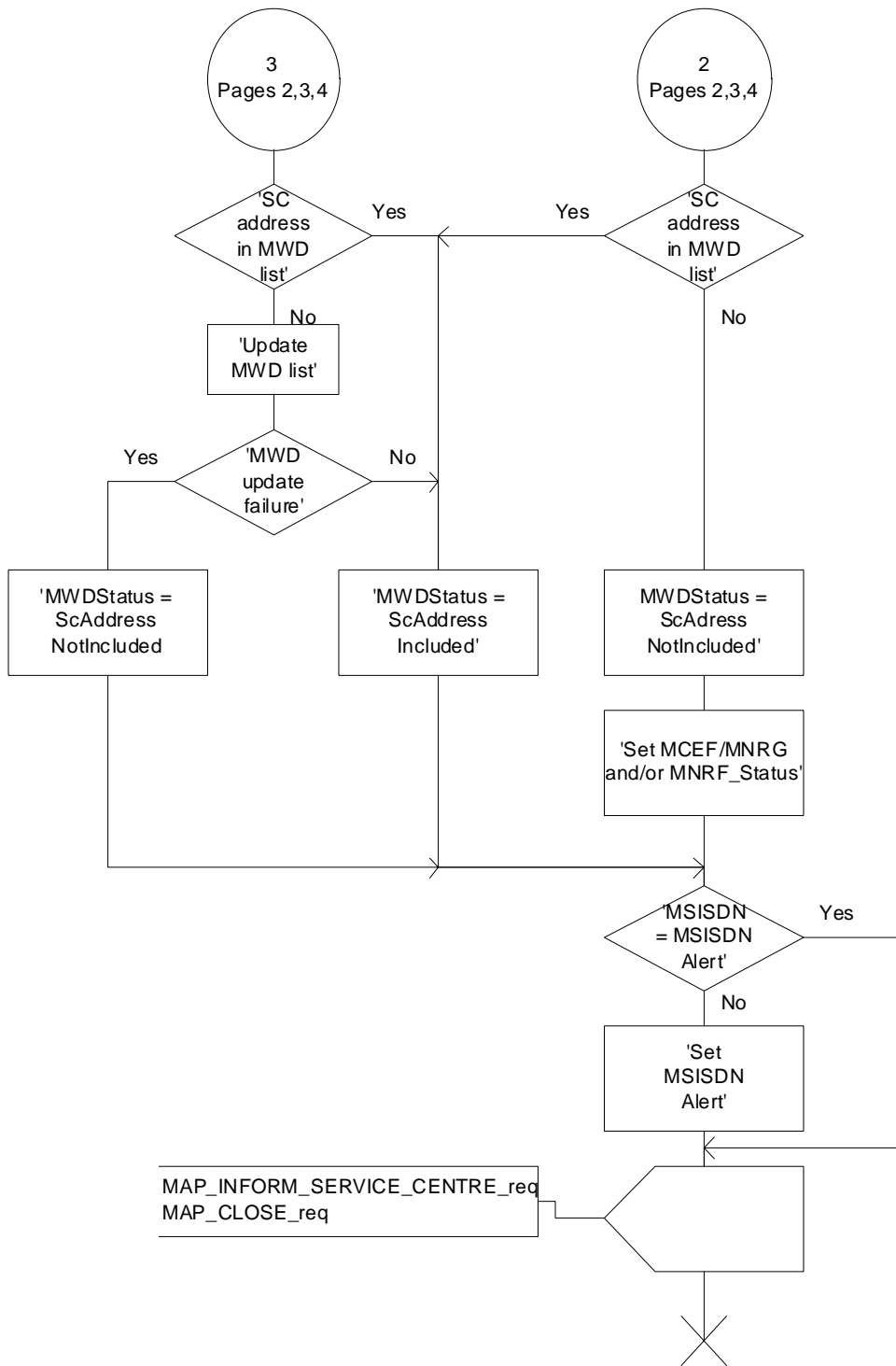


Figure 23.3/6 (sheet 5 of 5): Process Mobile\_terminated\_SM\_HLR



Procedure Select\_Transfer\_Nodes

23.3\_11(1)

Figure 23.3/11: Procedure in the HLR to select the node (MSC or/and SGSN) to which the SMS-GMSC has to send Short Message

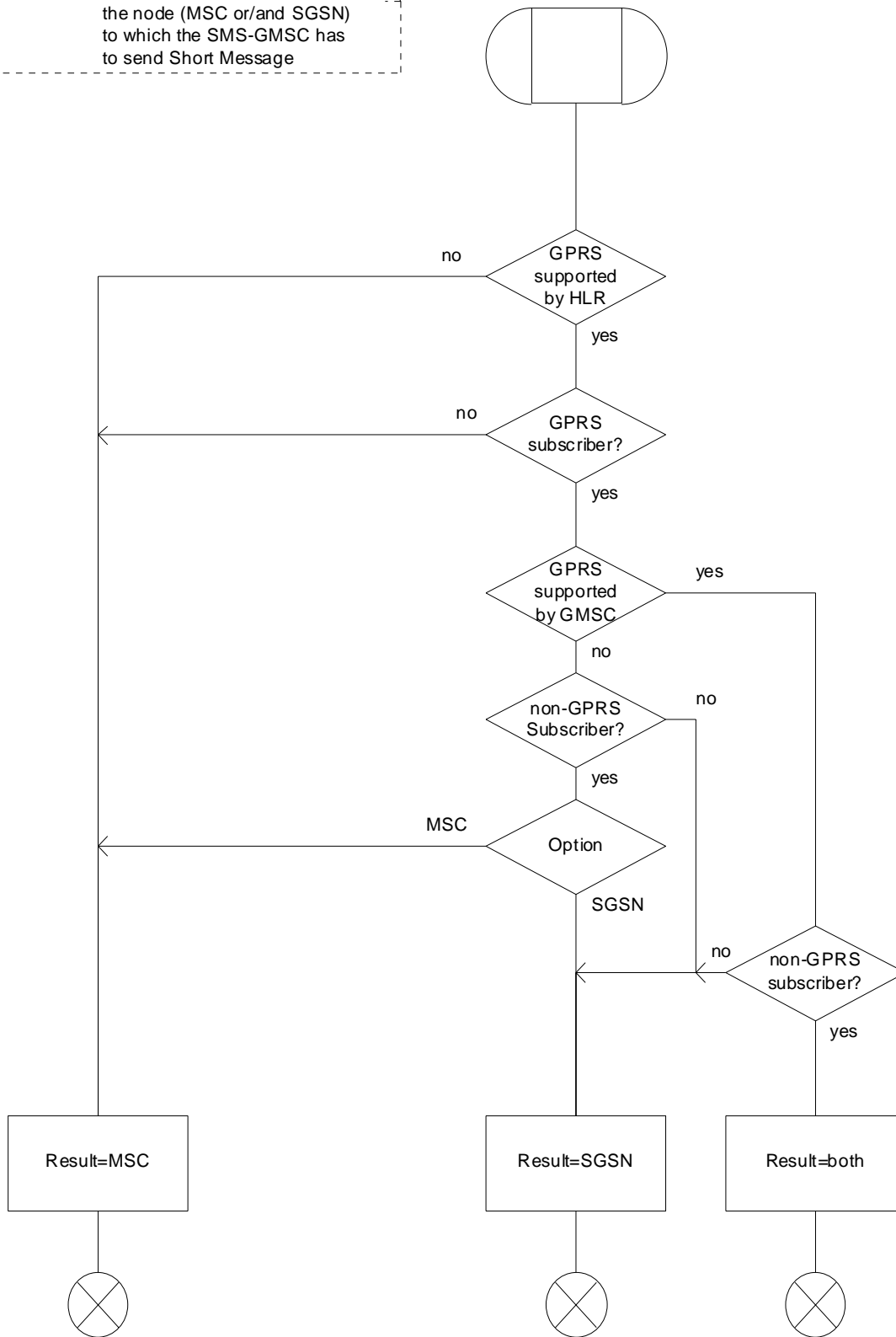


Figure 23.3/11: Procedure Select\_Transfer\_Nodes

### 23.3.4 Procedures in the gateway MSC

The short message handling function of the GMSC will request routing information when a mobile terminated short message is received from a Service Centre. The GMSC sends the MAP\_SEND\_ROUTING\_INFO\_FOR\_SM request to the HLR containing the subscriber data of the mobile subscriber and the indication that the SMS-GMSC supports the GPRS functionality.

As an outcome of the procedure the MAP\_SEND\_ROUTING\_INFO\_FOR\_SM confirmation is received indicating:

- an unsuccessful event indication containing an error;  
The mapping between the MAP error causes and the RP\_ERROR causes is explained in TS GSM 03.40.
- a successful event indication containing following parameters:
  - an IMSI optionally accompanied by an LMSI; and
  - routing addresses (servicing MSC, SGSN or both numbers).

The LMSI shall not be used in case the short message is routed towards the SGSN.

The GMSC may also receive a MAP\_INFORM\_SERVICE\_CENTRE indication after the MAP\_SEND\_ROUTING\_INFO\_FOR\_SM confirmation. The parameter MW Status in the message indicates whether or not the Service Centre address is stored in the Message Waiting Data. It also indicates the status of the MCEF, MNRN and MNRG flags in the HLR.

If the MSISDN-Alert stored in the MWD data is not the same as the one sent to the HLR, the MSISDN-Alert is received in the MAP\_INFORM\_SERVICE\_CENTRE indication. This MSISDN number shall be transferred in a delivery failure report to the SC.

In the abnormal end or in the provider error case the system failure error is provided to the SC.

The forward short message procedure is initiated when the GMSC has obtained the routing information needed to forward a mobile terminated short message to the servicing MSC or SGSN.

If both numbers MSC and SGSN are received from HLR as routing information, the SMS-GMSC may choose which path (SGSN or MSC) first the SMS is to be transferred.

If an LMSI has been provided in the MAP\_SEND\_ROUTING\_INFO\_FOR\_SM confirmation, it can be included in the sm-RP-DA information field of the first MAP\_MT\_FORWARD\_SHORT\_MESSAGE request sent to the servicing MSC. In this case, the IMSI must be included in the Destination Reference of the MAP\_OPEN request. If the LMSI is not sent by the SMS Gateway MSC, the sm-RP-DA information field in the first MAP\_MT\_FORWARD\_SHORT\_MESSAGE request sent to the servicing MSC or SGSN shall contain the IMSI and the Destination Reference in the MAP\_OPEN request shall not be present. The Service Centre address is sent in the parameter SM\_RP\_OA. The More Messages To Send flag is set to TRUE or FALSE depending on the information received from the Service Centre.

If the GMSC is the servicing MSC then the MAP service is not initiated. The procedure in the Servicing MSC is described in subclause 23.3.1 and in the figure 23.3/4.

If the grouping of MAP\_OPEN request and MAP\_MT\_FORWARD\_SHORT\_MESSAGE request together would need segmenting, these primitives must not be grouped together. The MAP\_OPEN request primitive is sent first without any associated MAP service request primitive and the dialogue confirmation must be received before the MAP\_MT\_FORWARD\_SHORT\_MESSAGE request is sent.

As a response to the procedure, the GMSC will receive the MAP\_MT\_FORWARD\_SHORT\_MESSAGE confirmation indicating:

- a successful forwarding of the short message. This indication is passed to the SC;
- unsuccessful forwarding of the short message:

In case only one number (MSC or SGSN) was received from HLR as routing information, the mapping of the MAP error causes and the RP\_ERROR causes is explained in TS GSM 03.40. The appropriate error indication is sent to the SC.

In case both numbers (MSC and SGSN) were received from HLR as routing information, the transfer of SMS is re-attempted towards the second path only when one of the following errors is received from the unsuccessful transfer over the first path:

Facility Not Supported

Unidentified Subscriber

Absent Subscriber with indication: GPRS or IMSI Detach

Unexpected Data Value

System failure

Data Missing

Subscriber Busy for MT SMS: GPRS Connection Suspended,

otherwise, the mapping of the MAP error causes and the RP\_ERROR causes is performed (see TS GSM 03.40) and the appropriate error indication is sent to the SC.

If second forwarding of short message is unsuccessful, the mapping of the MAP error causes and the RP\_ERROR causes is explained in TS GSM 03.40. The appropriate error indications are sent to the SC.

If second forwarding of short message is successful, the successful indication is passed to the SC.

A provider error is indicated as a system failure error to the SC.

The GMSC invokes the procedure MAP\_REPORT\_SM\_DELIVERY\_STATUS, if an absent subscriber\_SM, an unidentified subscriber or SM delivery failure with error cause MS memory capacity exceeded indication is received from the servicing MSC, SGSN or both, and the corresponding flags received in the MAP\_INFORM\_SC are not already set or the SC address is not yet included in the MWD set.

If absent subscriber diagnostic information (see GSM 03.40) is included with the absent subscriber\_SM error indication then this information is relayed to the HLR using the procedure MAP\_REPORT\_SM\_DELIVERY\_STATUS.

In case the SMS was attempted to be delivered towards the MSC and the SGSN, and both delivery failed with causes described above, the two unsuccessful SMS delivery outcomes for GPRS and non GPRS are sent to the HLR.

In case the SMS was attempted to be delivered towards the MSC and the SGSN, and the first delivery failed with causes described above and the second delivery succeeded, the unsuccessful and successful SMS delivery outcomes for GPRS and non GPRS are sent to HLR.

The gateway MSC may also invoke the procedure when the first SMS delivery was successful towards MSC, if the MNRF, MCEF flags or both were set in the HLR.

The gateway MSC may also invoke the procedure when the first SMS delivery was successful towards SGSN, if the MNRG, MCEF flags or both were set in the HLR.

This procedure is described in detail in subclause 23.5.

Unexpected data value, system failure errors are indicated as a system failure to the SC. Other errors are indicated using appropriate cause values and diagnostic information between the GMSC and the SC as described in TS GSM 03.40 and GSM 04.11.

The unidentified subscriber error is indicated to the SC as absent subscriber with diagnostic information set to 'Unidentified subscriber' as described in TS GSM 03.40.

Note that the indication, on which number belongs the SGSN and MSC, received from the HLR at routing information result (see subclause 23.3.3) will enable the GMSC to map the causes received from the SGSN, MSC or both into the appropriate causes for non GPRS, GPRS or both, and send them to the SC and HLR.

If there are more short messages to send in the Service Centre and the previous short message transfer succeeded, then the gateway MSC awaits the next short message.

When receiving the next short message from the SC, the gateway MSC sets the More Messages To Send flag according to the information received and starts the service MAP\_MT\_FORWARD\_SHORT\_MESSAGE again.

If the gateway MSC is the servicing MSC, then the short message transfer to mobile subscriber is started as described in the subclause 23.3.1.

The mobile terminated short message transfer procedure in the gateway MSC is shown in figure 23.3/7.

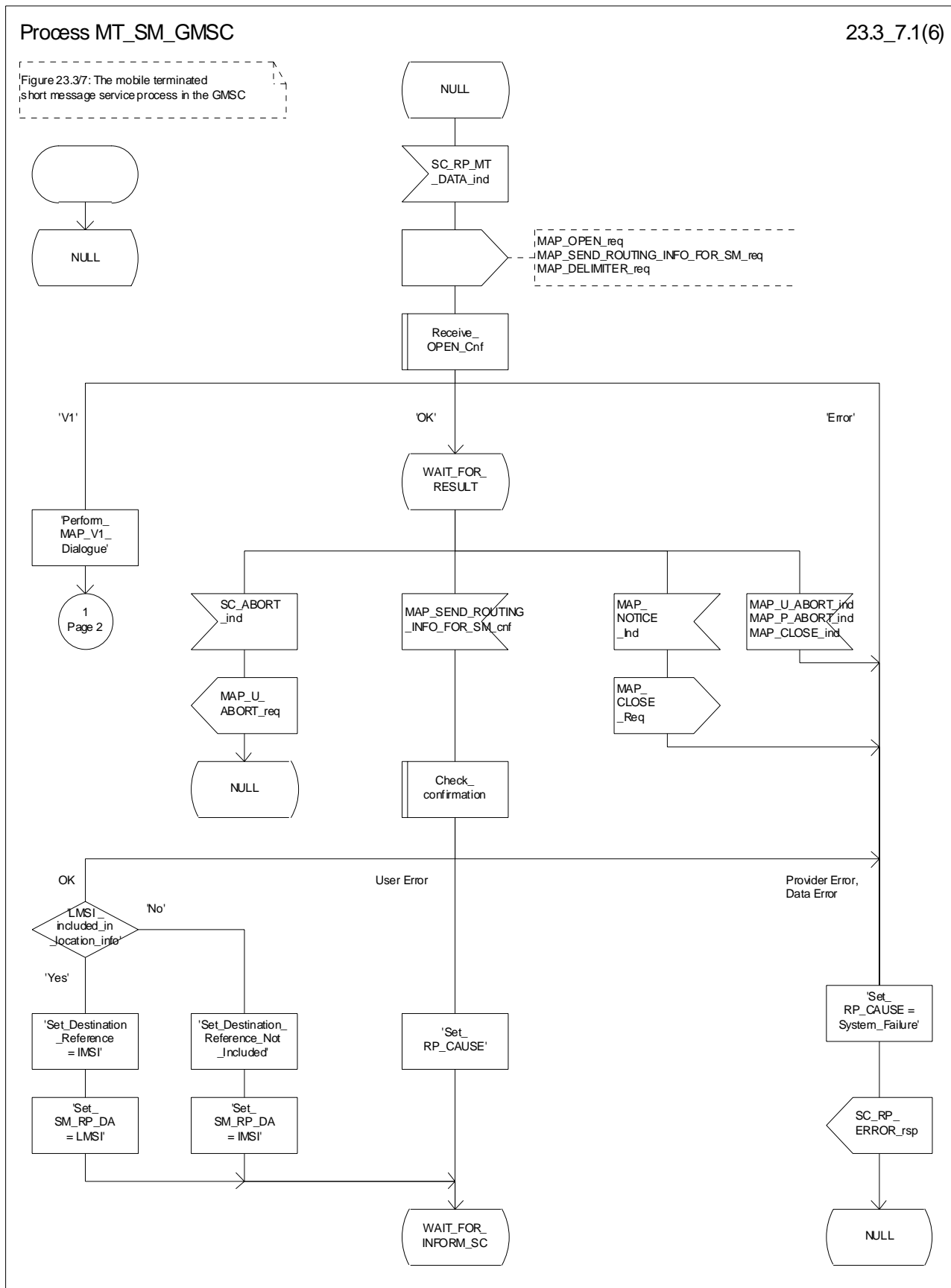


Figure 23.3/7 (sheet 1 of 6): Procedure MT\_SM\_GMSC

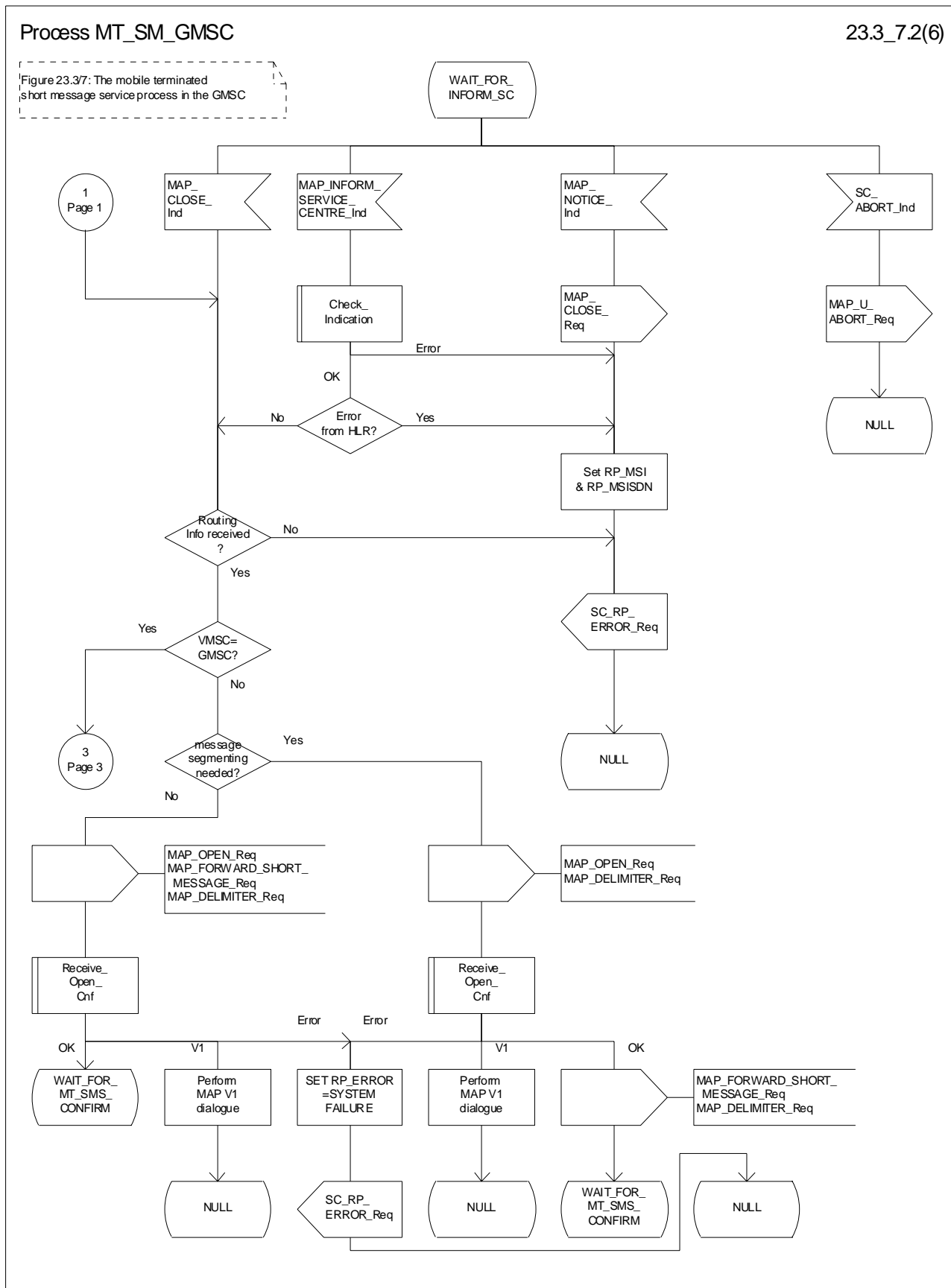


Figure 23.3/7 (sheet 2 to 6): Procedure MT\_SM\_GMSC

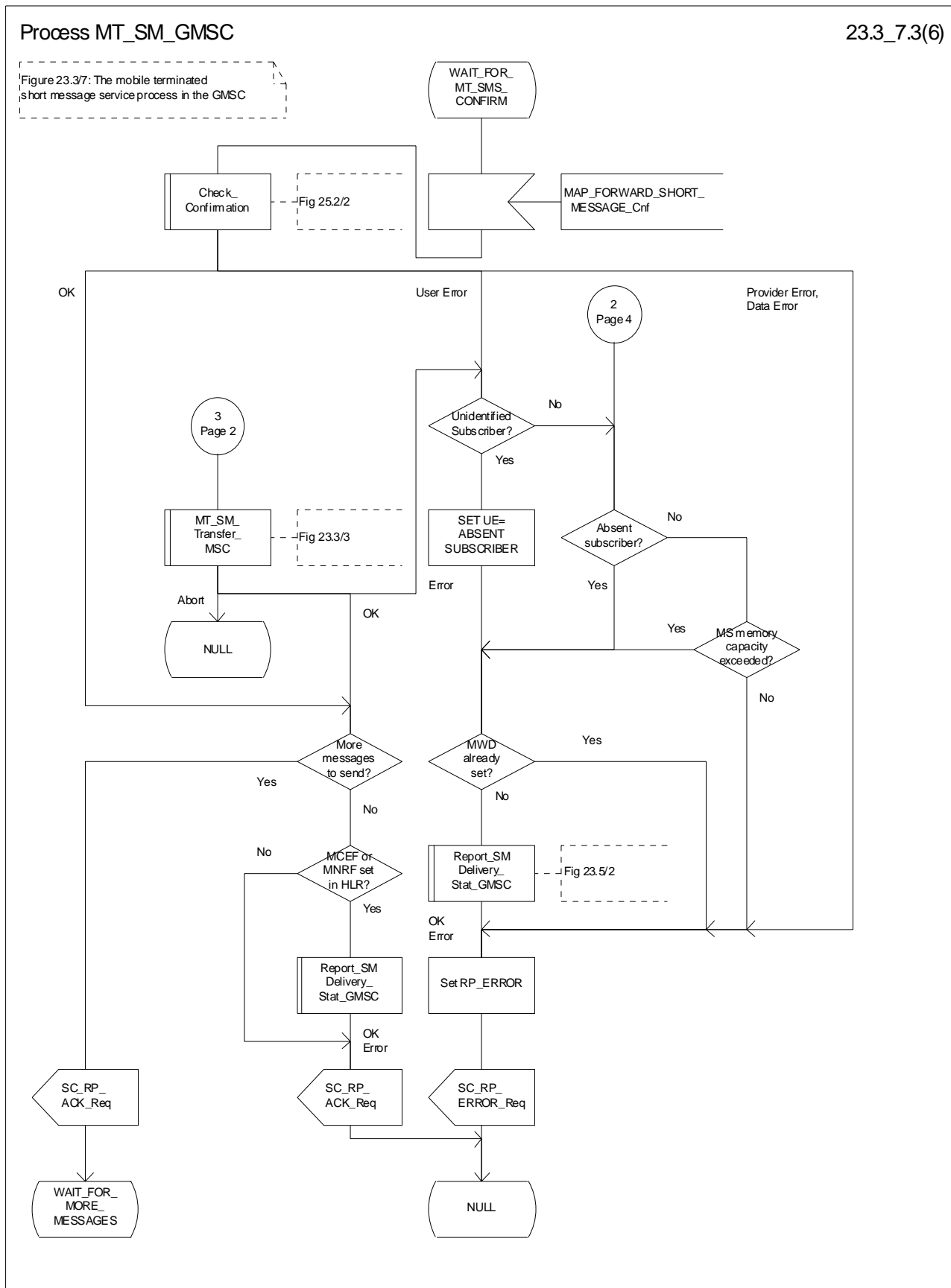


Figure 23.3/7 (sheet 3 of 6): Procedure MT\_SM\_GMSC

Process MT\_SM\_GMSC

23.3\_7.4(6)

Figure 23.3/7: The mobile terminated short message service process in the GMSC

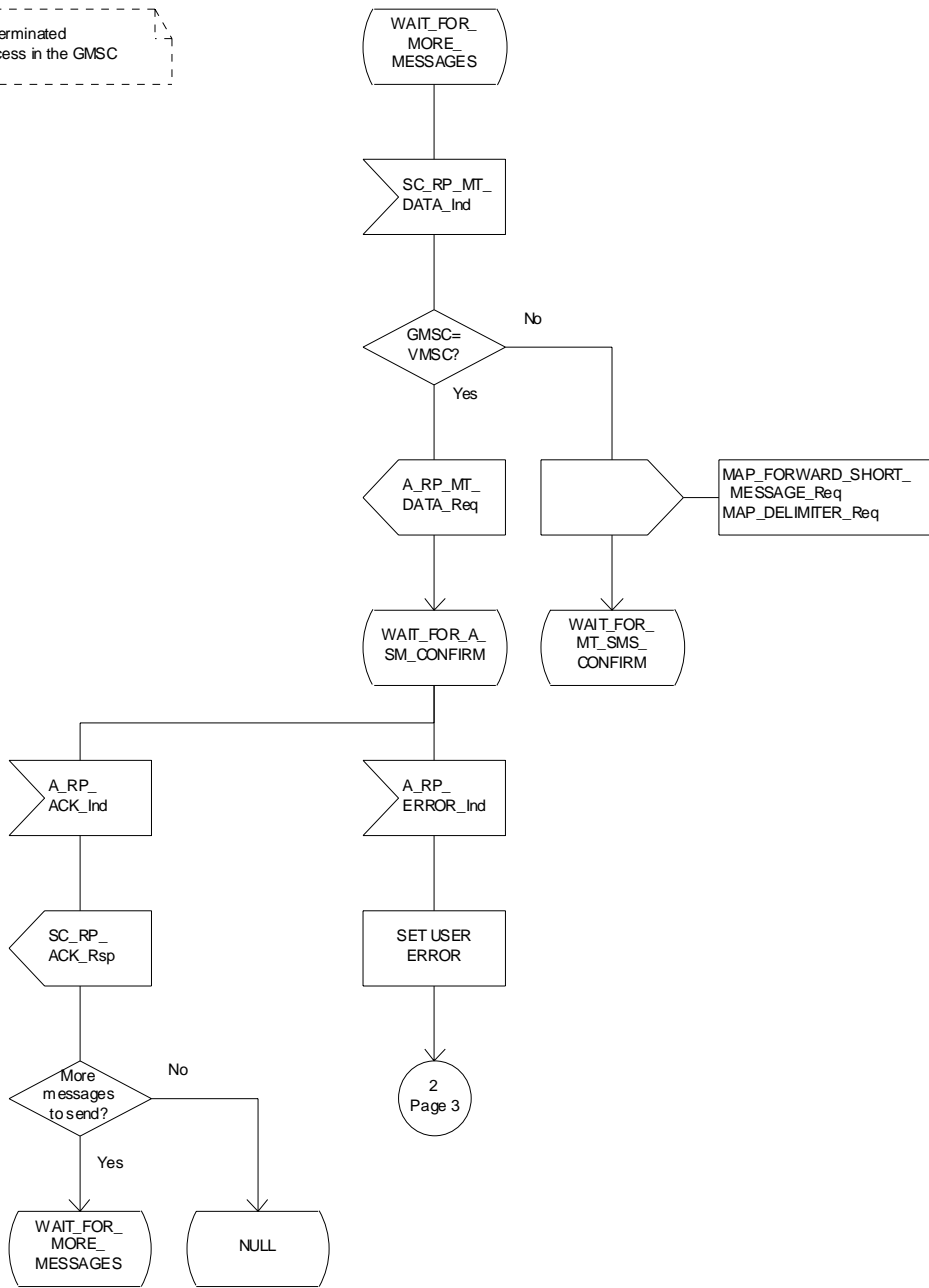


Figure 23.3/7 (sheet 4 of 6): Procedure\_MT\_SM\_GMSC



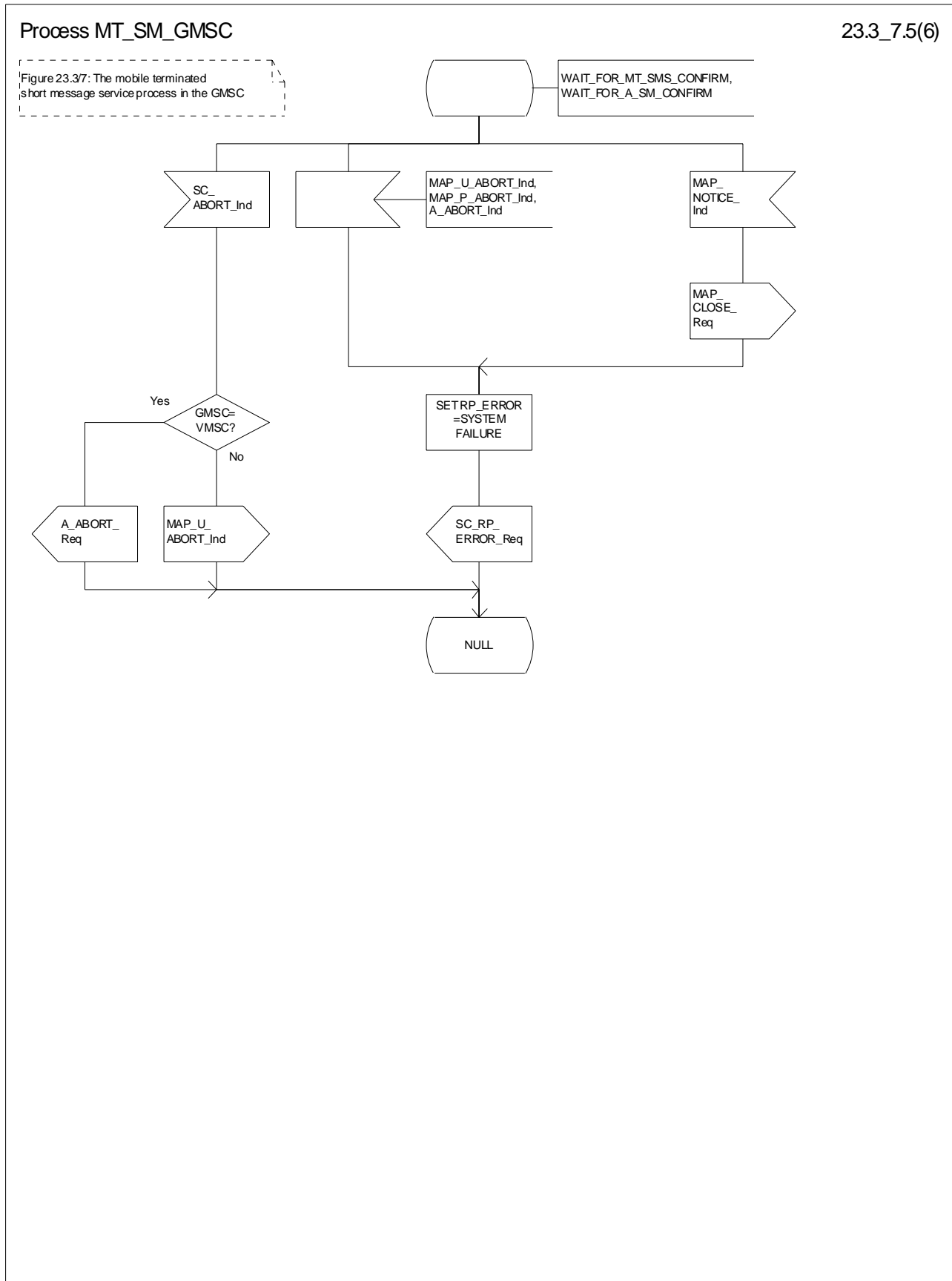


Figure 23.3/7 (sheet 5 to 6): Procedure MT\_SM\_GMSC

Process MT\_SM\_GMSC

23.3\_7.6(6)

Figure 23.3/7: The mobile terminated short message service process in the GMSC

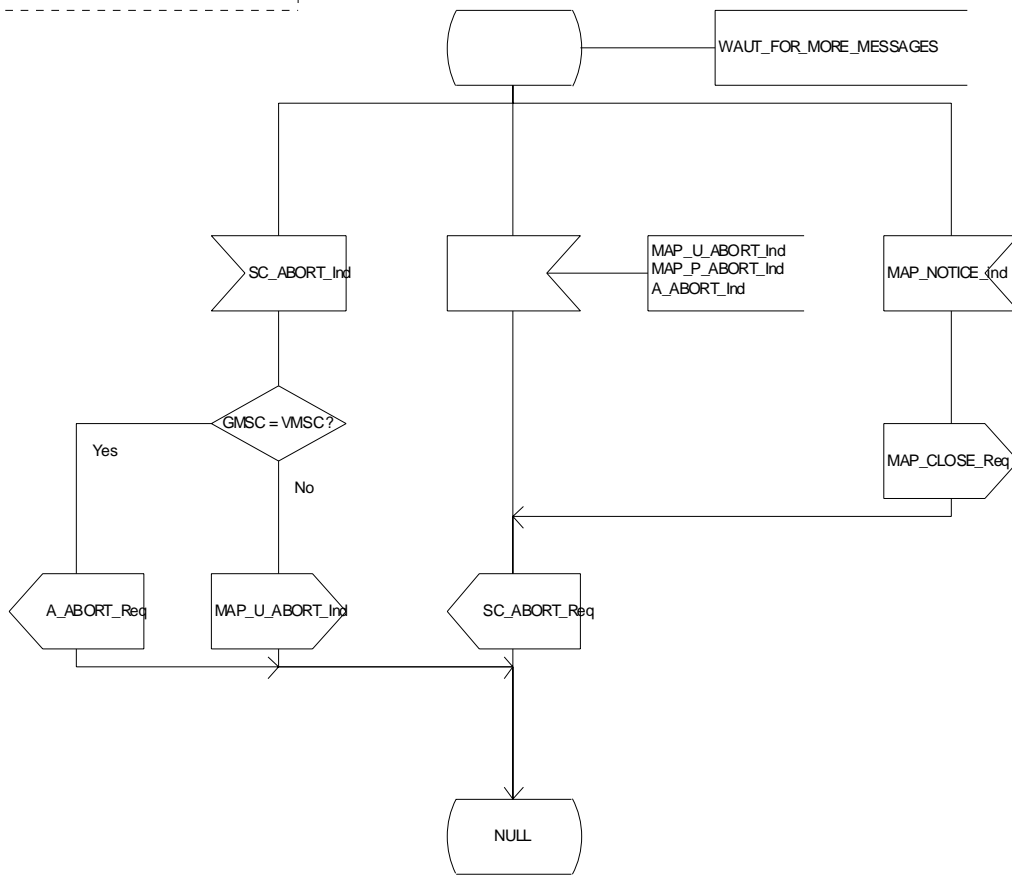


Figure 23.3/7 (sheet 6 of 6): Procedure MT\_SM\_GMSC

Macrodefinition Check\_Subscr\_Identity\_For\_MT\_SMS

23.3\_8(1)

Figure 23.3/8: Check of the subscriber identity for a mobile terminated short message in the servicing MSC and in the VLR

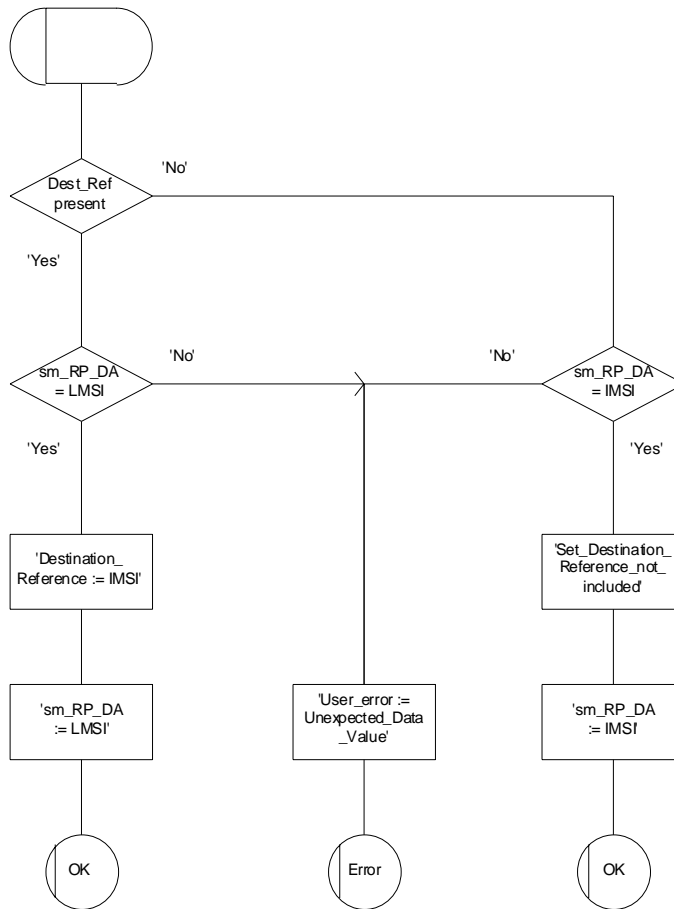


Figure 23.3/8: Macro Check\_Subscr\_Identity\_For\_MT\_SMS

### 23.3.5 Procedure in the Servicing SGSN

When initiating the dialogue with the servicing SGSN, the SMS Gateway MSC must provide the IMSI of the subscriber to whom the short message is directed.

The IMSI is included in the sm-RP-DA information field of the MAP\_MT\_FORWARD\_SHORT\_MESSAGE indication.

When receiving a MAP\_OPEN indication primitive that is not associated with any MAP service indication primitive and if the dialogue is accepted, the MAP service-user in the servicing SGSN issues a MAP\_DELIMITER request primitive in order to trigger the local MAP service-provider to confirm the dialogue.

When receiving the first MAP\_MT\_FORWARD\_SHORT\_MESSAGE indication from the gateway MSC, the servicing SGSN performs some subscriber data checks, if the MAP service primitive is accepted and if short message service is supported in the servicing SGSN.

The MAP\_MT\_FORWARD\_SHORT\_MESSAGE indication primitive is checked by the macro "Check\_Indication". If the received MAP service primitive contains errors, the service is aborted and an unexpected data value error or data missing error is returned to the GMSC.

If the SGSN does not support the short message service, the service is aborted in the servicing SGSN and the error "Facility Not Supported" is returned to the GMSC.

If the connection is GPRS suspended, the SGSN sends to the GMSC an error specifying that the GPRS connection is suspended.

The subscriber identity information that are included in the MAP service indication primitive is checked by the macro "Check\_Subscr\_Identity\_For\_MT\_SMS" as follows:

If the IMSI is included in the sm-RP-DA information field of the MAP\_MT\_FORWARD\_SHORT\_MESSAGE indication, the MAP\_OPEN indication received from the gateway MSC shall not include a Destination Reference.

If no Destination Reference has been received and the sm-RP-DA information field does not cover an IMSI the service is aborted in the servicing SGSN and the error "Unexpected Data Value" is returned to the GMSC.

The following outcomes from the subscriber data checks can occur in SGSN:

- if the mobile subscriber is unknown, the unidentified subscriber error is forwarded to the GMSC;
- if the "Confirmed by HLR" indicator is set to "Not Confirmed", the unidentified subscriber error is forwarded to the GMSC.
- if the GPRS Detached Flag is set to detached or the LA Not Allowed Flag is set to not allowed in the SGSN, an absent subscriber error with the diagnostic indication set to 'GPRS Detached' is forwarded to the GMSC and the MS not reachable for GPRS (MNRG) flag is set;
- If the location area identification is known and the "Confirmed by Radio Contact" indicator is set to "Confirmed", the paging procedure is invoked (see subclause 25.3). Otherwise the search procedure is invoked (see subclause 25.3).

The result of the paging or the search procedure is processed as follows:

- if the procedure is completed successfully, the SGSN may trigger the Authentication, Ciphering and IMEI check procedures (see subclauses 25.4 and 25.5). Then, if the procedure are completed successfully, the SGSN will send the short message to the MS;
- if the procedure is completed successfully, but the MS has no mobile terminated short message transfer capability, the SM delivery failure indication with cause "equipment not SM equipped" is provided to the GMSC;
- if the procedure is ended unsuccessfully because of subscriber already busy for SMS, another paging, emergency call, location updating, inter SGSN routing area update or a call set-up, the subscriber busy for MT SMS is provided to the GMSC.

- if the procedure is ended unsuccessfully, the absent subscriber\_SM error is forwarded to the GMSC with the absent subscriber diagnostic indication set to 'No Paging Response for GPRS', but if the location area is unknown, the system failure indication is provided to the GMSC.

If forwarding of the short message is initiated, the SGSN awaits the result before one of the following responses is sent back to the GMSC:

- an acknowledge if the short message has been successfully delivered to the mobile subscriber;
- an SM delivery failure error containing a parameter indicating either of the following: there is a MS protocol error or the MS memory capacity is exceeded; detailed diagnostic information (see subclause 7.6.1.4) may also be carried;
- a system failure error if the delivery procedure is aborted.

If the More Messages To Send flag was FALSE or the service MAP\_MT\_FORWARD\_SHORT\_MESSAGE ends unsuccessfully, the transaction to the gateway MSC is terminated. Otherwise, the servicing SGSN waits for the next short message from the Service Centre.

When receiving the next MAP\_MT\_FORWARD\_SHORT\_MESSAGE indication from the gateway MSC the servicing MSC will act as follows:

- if the received primitive contains errors, the unexpected data value error or data missing error is provided to the gateway MSC;
- if the More Messages To Send flag is FALSE, the servicing SGSN will start the short message transfer procedure to the mobile subscriber. The successful or unsuccessful outcome of this procedure is reported to the gateway MSC and the transaction is terminated.
- if the More Messages To Send flag is TRUE, the servicing SGSN will start the short message transfer to the mobile subscriber. If the outcome of this procedure is unsuccessful, the reason is reported to the gateway MSC and the procedure is terminated. If the procedure is successful, it is acknowledged to the gateway MSC and more short messages can be received.

The mobile terminated short message transfer procedure in the servicing SGSN is shown in figures 23.3/9 and 23.3/10. The page and search procedures are shown in figure 25.3/1 and 25.3/2.

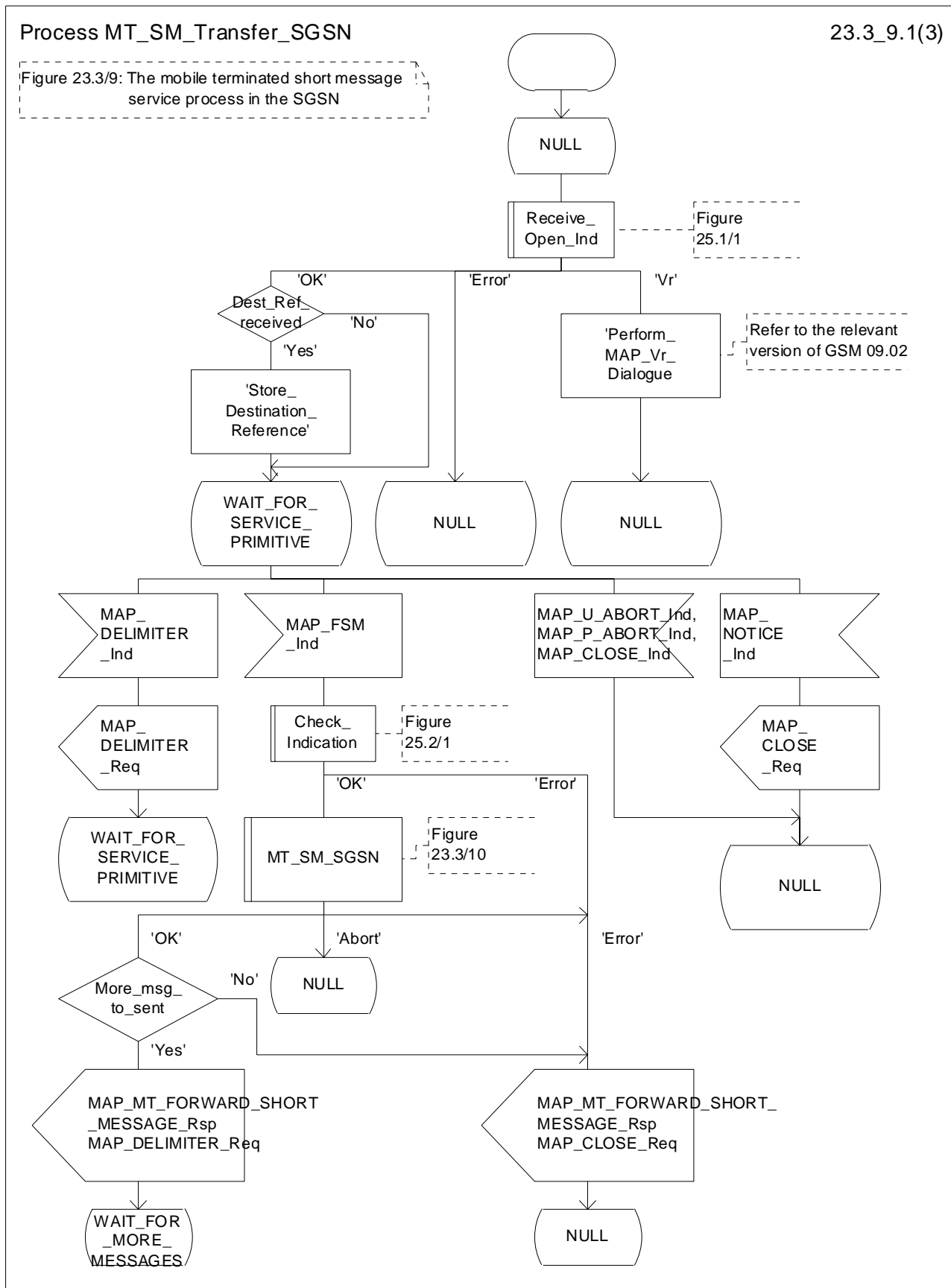


Figure 23.3/9 (sheet 1 of 3): Procedure MT\_SM\_Transfer\_SGSN

Process MT\_SM\_Transfer\_SGSN

23.3\_9.2(3)

Figure 23.3/9: The mobile terminated short message service process in the SGSN

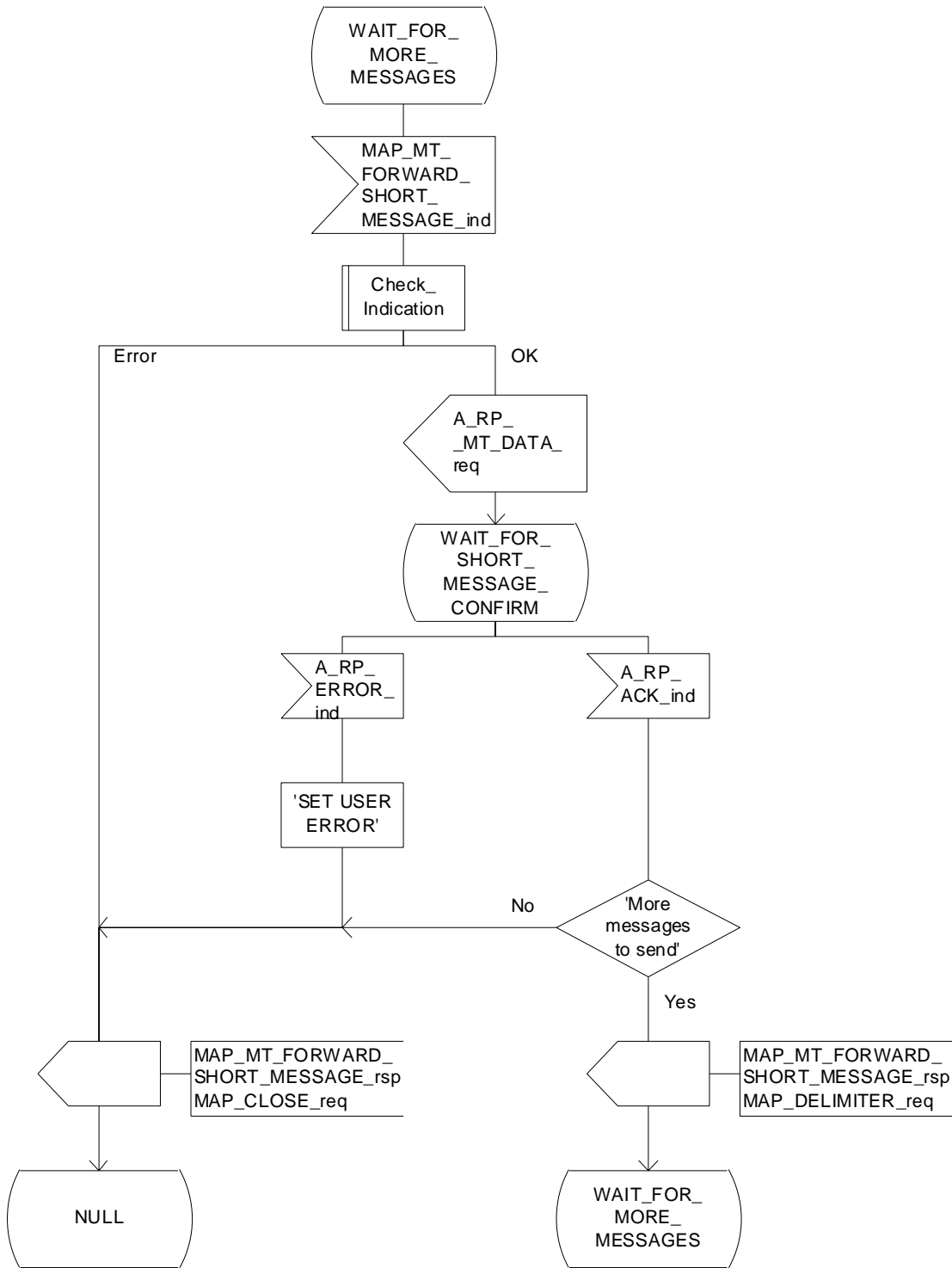


Figure 23.3/9 (sheet 2 of 3): Procedure MT\_SM\_Transfer\_SGSN

Process MT\_SM\_Transfer\_SGSN

23.3\_9.3(3)

Figure 23.3/9: The mobile terminated short message service process in the SGSN

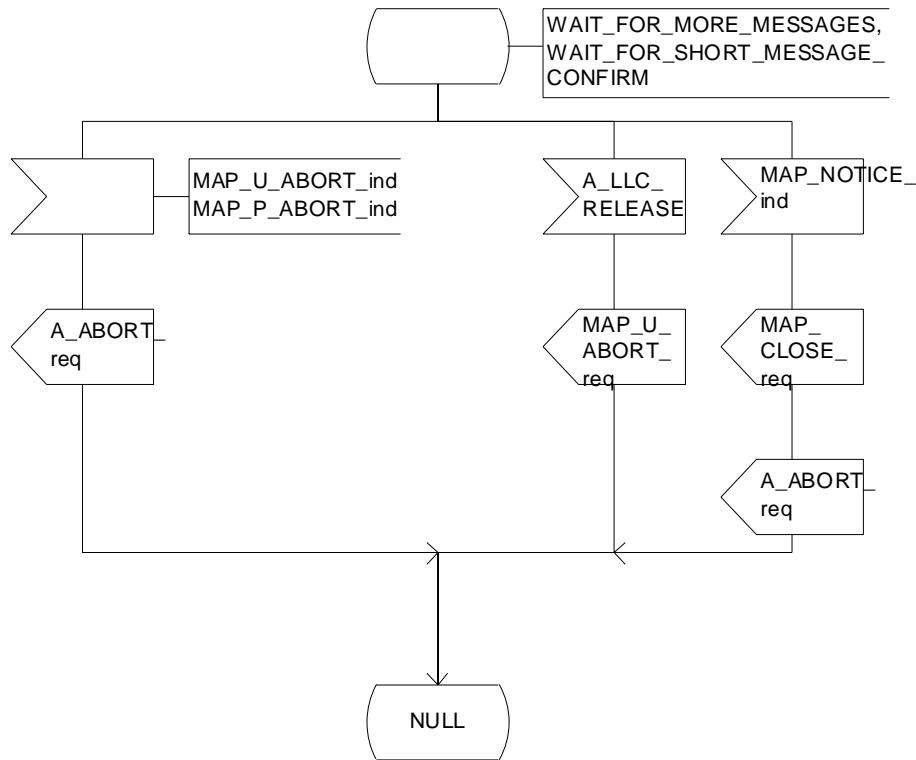


Figure 23.3/9 (sheet 3 of 3): Procedure MT\_SM\_Transfer\_SGSN



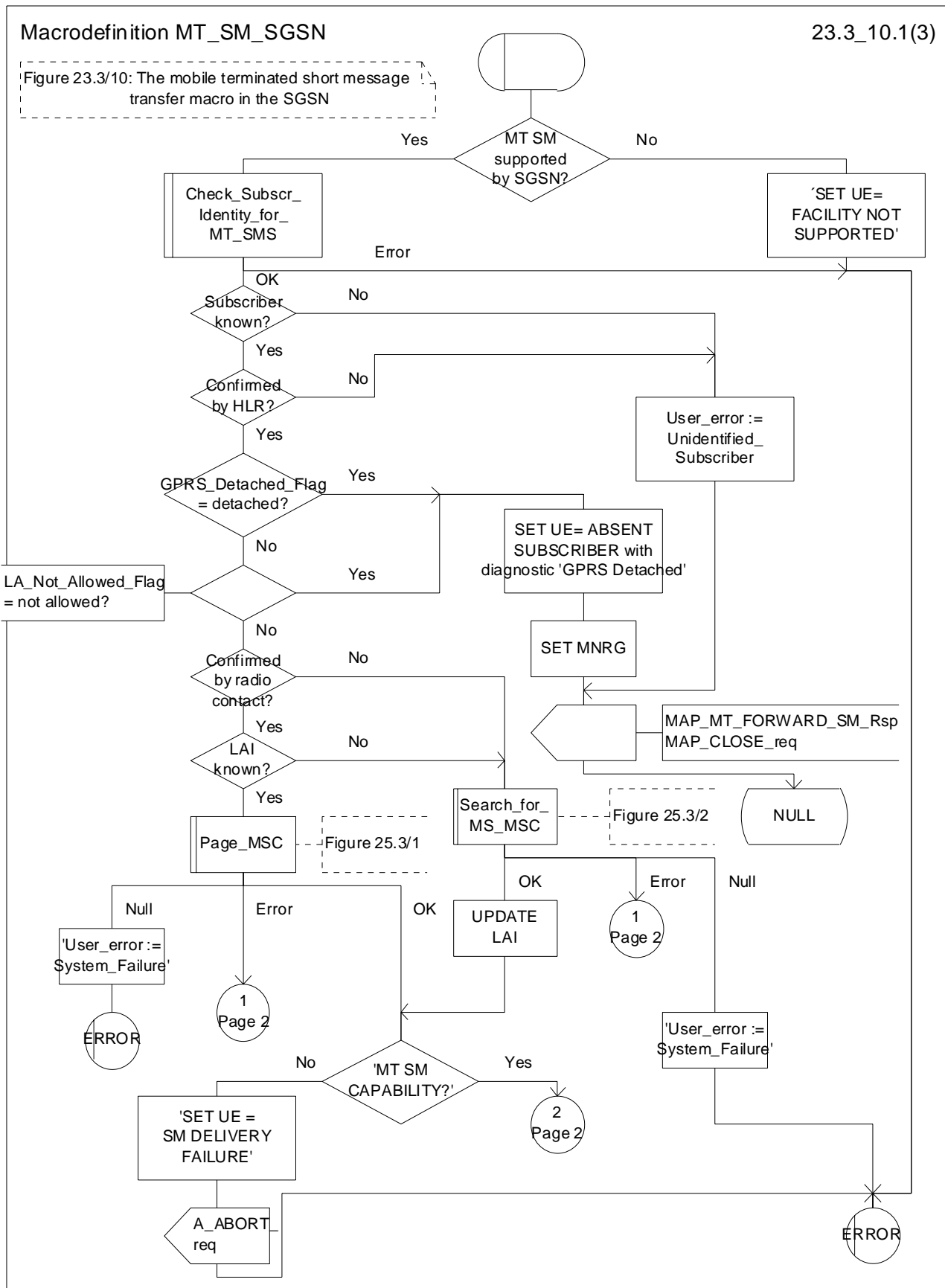


Figure 23.3/10 (sheet 1 of 3): Macro MT\_SM\_SGSN

Macrodefinition MT\_SM\_SGSN

23.3\_10.2(3)

Figure 23.3/10: The mobile terminated short message transfer macro in the SGSN

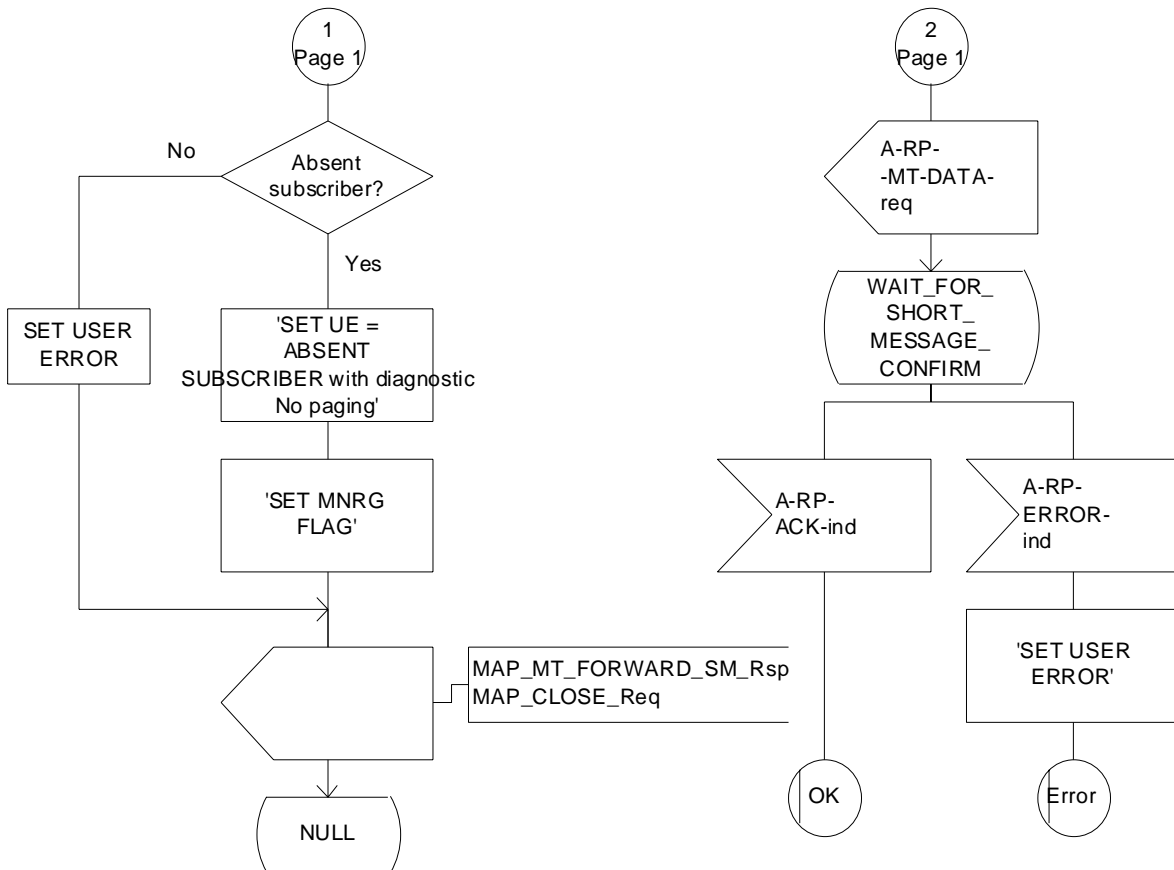


Figure 23.3/10 (sheet 2 of 3): Macro MT\_SM\_SGSN

Macrodefinition MT\_SM\_SGSN

23.3\_10.3(3)

Figure 23.3/10: The mobile terminated short message transfer macro in the SGSN

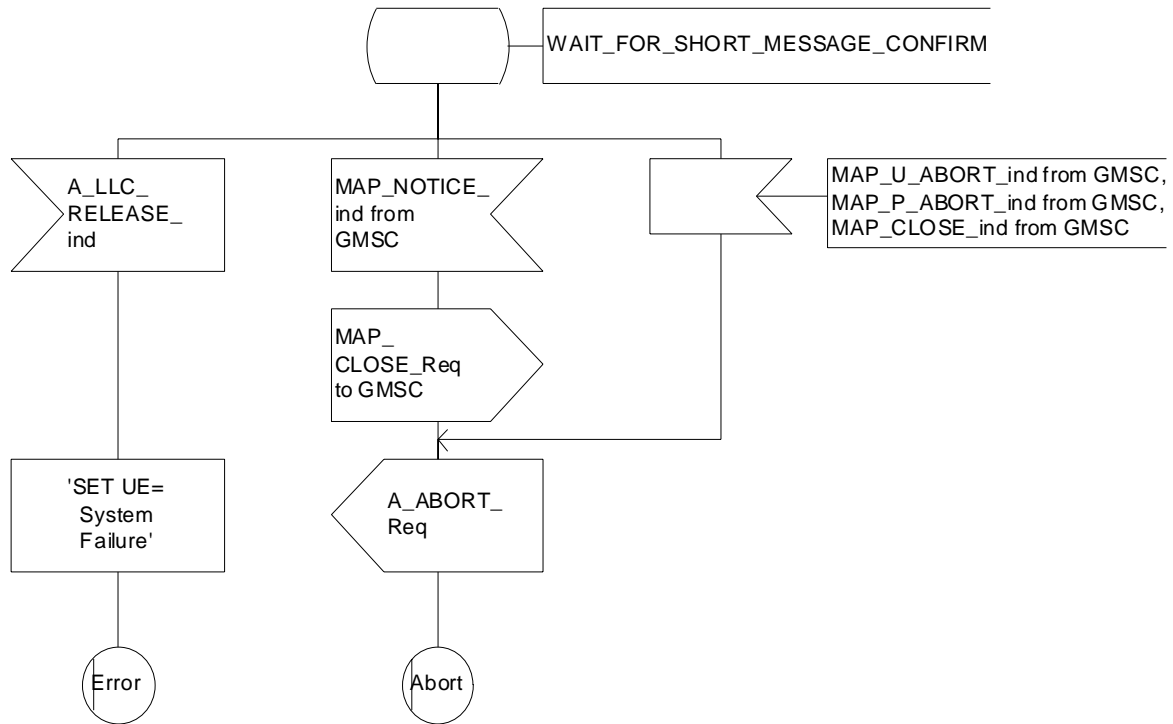
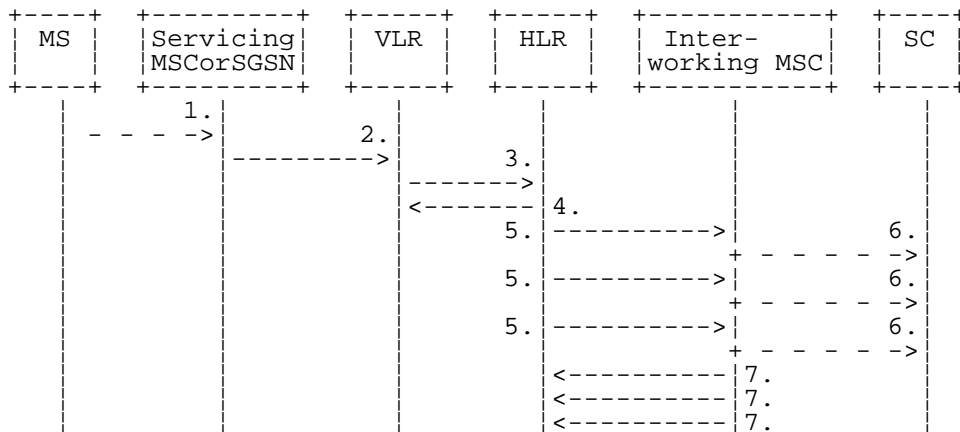


Figure 23.3/10 (sheet 3 of 3): Macro MT\_SM\_SGSN

## 23.4 The Short Message Alert procedure

The Short Message Alert procedure is used for alerting the Service Centre when the mobile subscriber is active after a short message transfer has failed because the mobile subscriber is not reachable or when the MS has indicated that it has memory capacity to accept a short message.

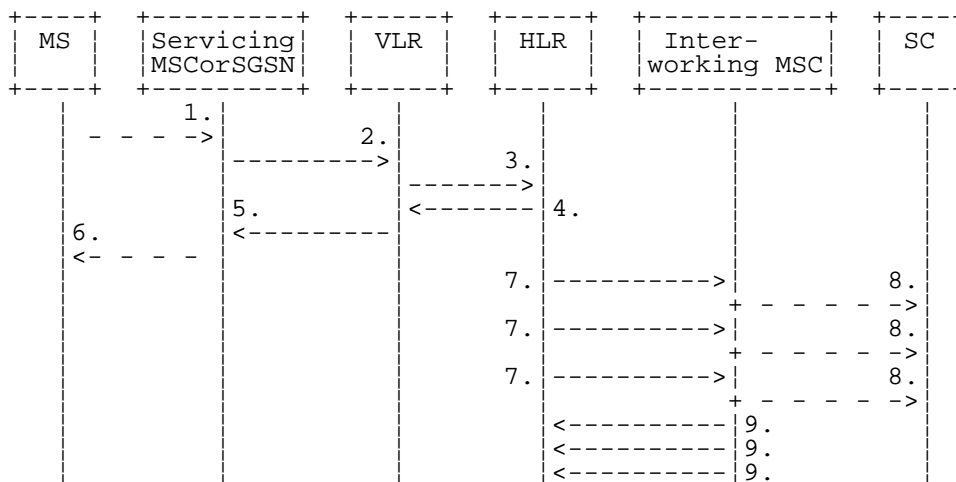
The Short Message Alert procedure for the case when the mobile subscriber was not reachable is shown in figure 23.4/1.



- 1) CM Service Request (\*\*), Page response or Location Updating (GSM 04.08)
  - 2) MAP\_PROCESS\_ACCESS\_REQUEST / MAP\_UPDATE\_LOCATION\_AREA (\*\*),
  - 3) MAP\_READY\_FOR\_SM (Mobile Present) / MAP\_UPDATE\_LOCATION / Supplementary Service Control Request (\*)
  - 4) MAP\_READY\_FOR\_SM\_ACK (\*)
  - 5) MAP\_ALERT\_SERVICE\_CENTRE (notes 1 and 2)
  - 6) Alert Service Centre (GSM 03.40)
  - 7) MAP\_ALERT\_SERVICE\_CENTRE\_ACK
- NOTE 1: To all Service Centres in the Message Waiting List.
- NOTE 2: The HLR initiates the MAP\_ALERT\_SERVICE\_CENTRE service only if the MS Memory Capacity Exceeded flag is clear.
- (\*) In case of GPRS, messages 3) and 4) are sent/received by SGSN
- (\*\*) Those messages are not used by SGSN

**Figure 23.4/1: Short message alert procedure (Mobile is present)**

The Short Message Alert procedure for the case where the MS indicates that it has memory capacity to accept one or more short messages is shown in figure 23.4/2.



- 1) SM memory capacity available ( GSM 04.11)
  - 2) MAP\_READY\_FOR\_SM (Memory Available) (\*)
  - 3) MAP\_READY\_FOR\_SM (Memory Available) (\*\*)
  - 4) MAP\_READY\_FOR\_SM\_ACK (\*\*)
  - 5) MAP\_READY\_FOR\_SM\_ACK (\*)
  - 6) SM memory capacity available (Acknowledge) ( GSM 04.11)
  - 7) MAP\_ALERT\_SERVICE\_CENTRE (note 1)
  - 8) Alert Service Centre (GSM 03.40)
  - 9) MAP\_ALERT\_SERVICE\_CENTRE\_ACK
- NOTE 1: To all Service Centres in the Message Waiting List.
- (\*) Message 2) and 5) are not used by SGSN
- (\*\*) In the case of GPRS messages 3) and 4) are sent/received by SGSN

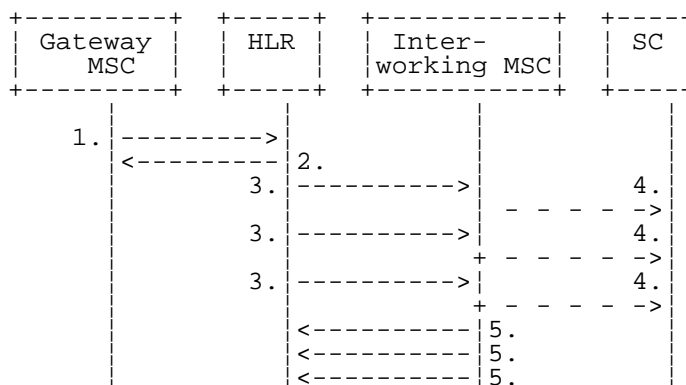
**Figure 23.4/2: Short message alert procedure (MS memory capacity available)**

In addition the following MAP services are used in the MS memory available case:

- MAP\_PROCESS\_ACCESS\_REQUEST (see subclause 8.3); (\*)
- MAP\_AUTHENTICATE (see subclause 8.5); (\*)
- MAP\_SET\_CIPHERING\_MODE (see subclause 8.6); (\*)
- MAP\_PROVIDE\_IMSI (see subclause 8.9); (\*)
- MAP\_CHECK\_IMEI (see subclause 8.7);
- MAP\_FORWARD\_NEW\_TMSI (see subclause 8.9); (\*)
- MAP\_TRACE\_SUBSCRIBER\_ACTIVITY (see subclause 9.1). (\*)

(\*) Those messages are not used by SGSN.

The Short Message Alert procedure when the MS indicates successful transfer after polling is shown in figure 23.4/3.



- 1) MAP\_REPORT\_SM\_DELIVERY\_STATUS (Successful Transfer)
- 2) MAP\_REPORT\_SM\_DELIVERY\_STATUS\_ACK
- 3) MAP\_ALERT\_SERVICE\_CENTRE (note)
- 4) Alert Service Centre (GSM 03.40)
- 5) MAP\_ALERT\_SERVICE\_CENTRE\_ACK

NOTE: To all Service Centres in the Message Waiting List.

Figure 23.4/3: Short message alert procedure (Successful transfer after polling)

### 23.4.1 Procedures in the Servicing MSC

The activation of the MAP\_PROCESS\_ACCESS\_REQUEST service is described in the subclause 23.6.2.

After receiving the SM memory capacity available indication, the servicing MSC sends the MAP\_READY\_FOR\_SM request to the VLR indicating memory available. The outcome of that procedure is one of the following:

- successful acknowledgment. The MSC sends the corresponding message to the MS;
- negative acknowledgment, where the error causes are treated as follows:
  - unexpected data value, data missing and system failure errors are reported as network out of order error to the MS;
  - facility not supported is reported as requested facility not implemented error to the MS;
- procedure failure, which is reported as network out of order error to the MS if a connection to the MS still exists.

The short message alert procedure in the MSC for the MS memory capacity available case is shown in figure 23.4/4.

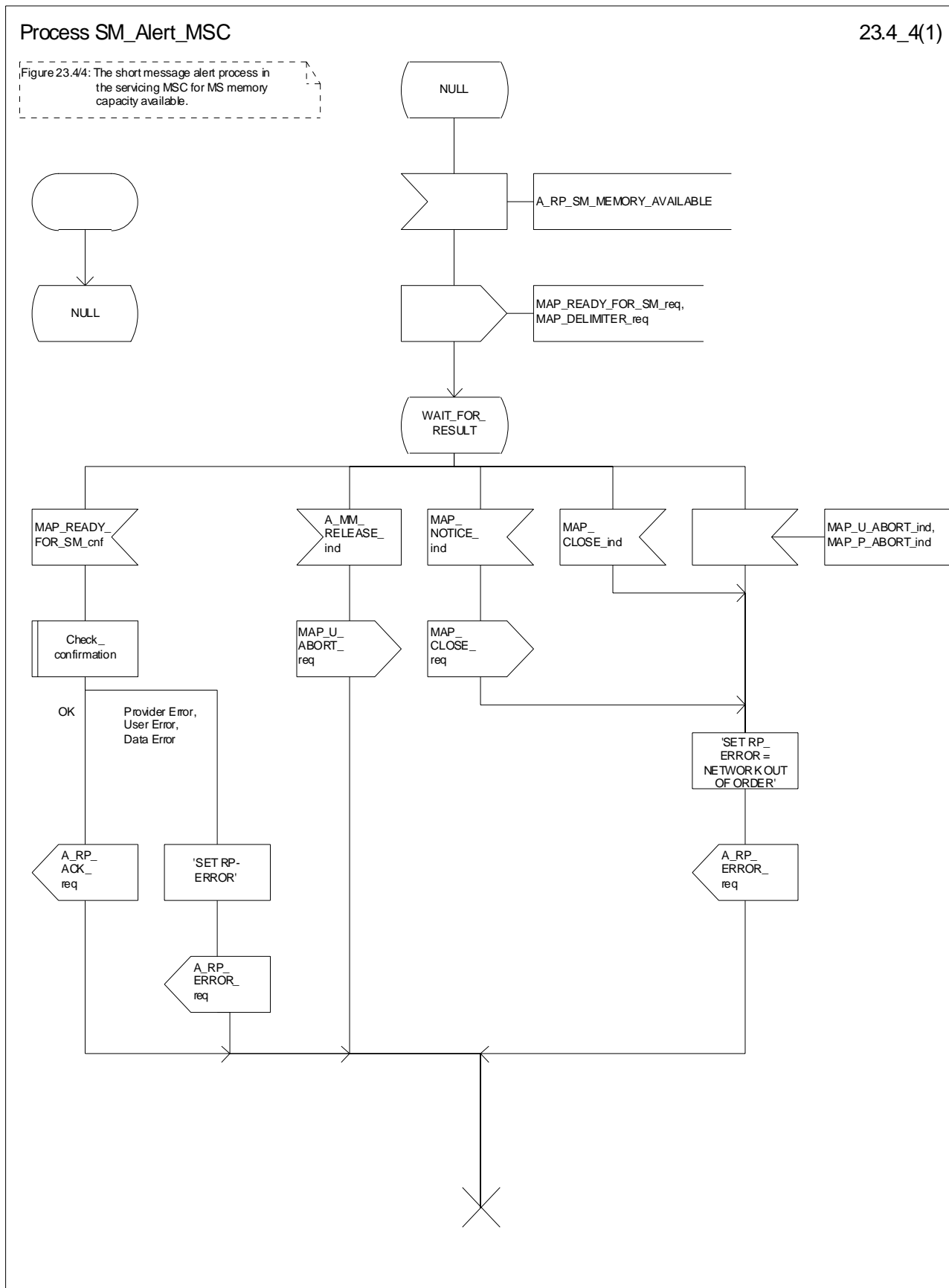


Figure 23.4/4: Procedure SM\_Alert\_MSC

## 23.4.2 Procedures in the VLR

### 23.4.2.1 The Mobile Subscriber is present

When receiving the MAP\_PROCESS\_ACCESS\_REQUEST indication, MAP\_UPDATE\_LOCATION\_AREA indication while the MS not reachable flag (MNRF) is set, the VLR will send the MAP\_READY\_FOR\_SM request towards the HLR. The Alert Reason is set to indicate that the mobile subscriber is present for non GPRS. If the authentication procedure is initiated and it fails, the VLR will not initiate the service. The process in VLR is described in detail in the subclause 25.10.

### 23.4.2.2 The Mobile Equipment has memory available

The MAP\_PROCESS\_ACCESS\_REQUEST indication starts the MAP\_PROCESS\_ACCESS\_REQUEST service in the VLR. The application context in the MAP\_OPEN indication refers to the short message alerting procedure.

If the service MAP\_PROCESS\_ACCESS\_REQUEST is successful, the VLR waits for the next message from the MSC. When receiving the MAP\_READY\_FOR\_SM indication from the MSC, the VLR will check the contents. Data errors are reported to the MSC as an unexpected data value or data missing error, depending on the error. If the primitive passes the data check, the VLR forwards it to the HLR and awaits an acknowledgment.

When receiving the MAP\_READY\_FOR\_SM confirmation from the HLR and the Alert Reason is MS memory available, the VLR will act as follows:

- the MAP\_READY\_FOR\_SM response is sent to the MSC as follows:
  - an acknowledge in the positive case;
  - system failure error, if unexpected data value, data missing, or unknown subscriber errors are received, otherwise the error cause received from the HLR;
  - a facility not supported error, if the HLR supports MAP Vr only;
  - procedure failure is reported as a system failure error.

The short message alert procedure in the VLR is shown in figures 23.4/5.



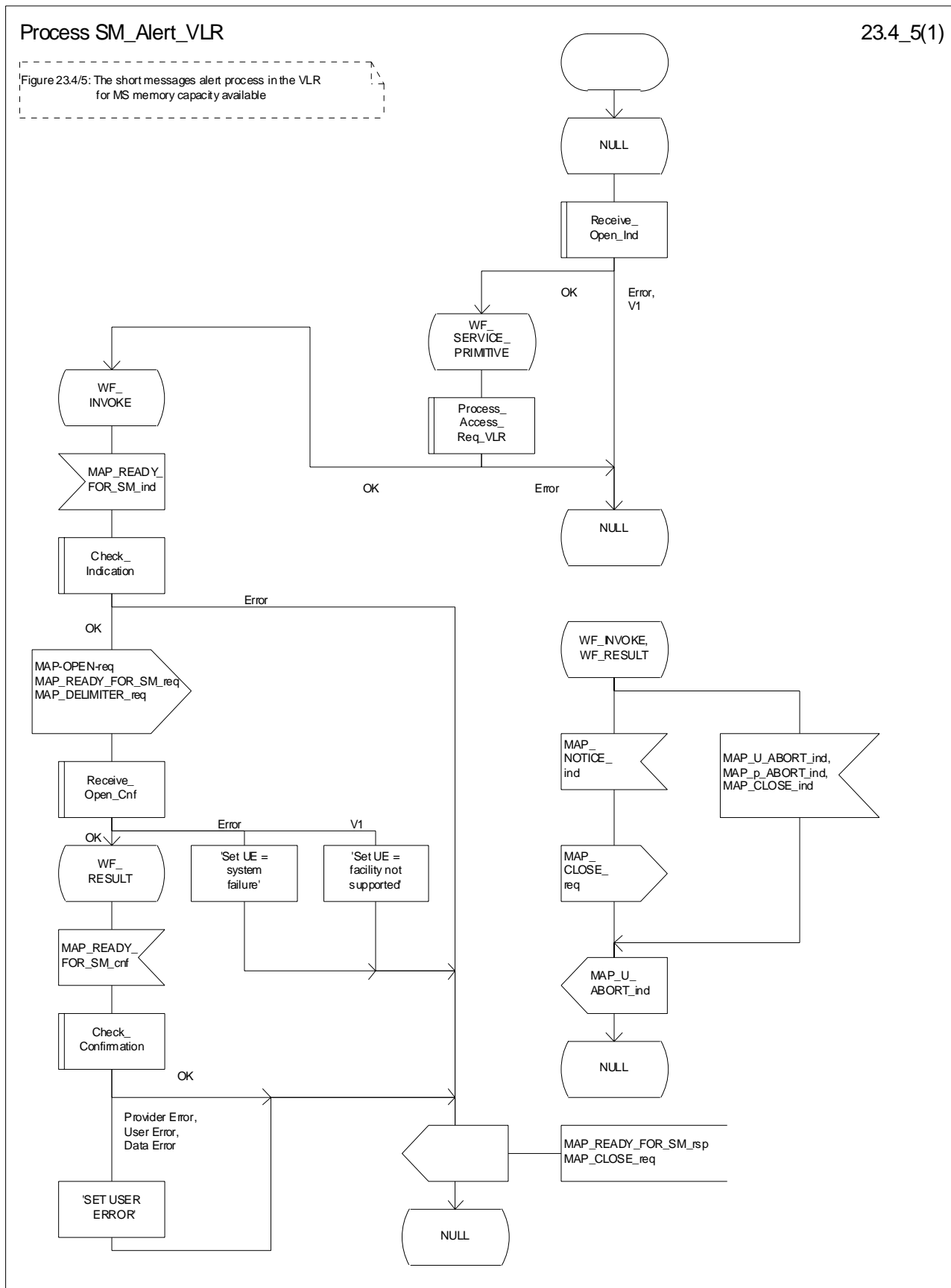


Figure 23.4/5: Procedure SM\_Alert\_VLR

### 23.4.3 Procedures in the HLR

When receiving the MAP\_READY\_FOR\_SM indication, the HLR will check the contents. Data errors are reported to the VLR as an unexpected data value or a data missing error depending on the error. If the HLR does not support the MNRF or MNRG, MCEF, and MWD a facility not supported error is reported to the VLR or SGSN. If the IMSI is unknown an unknown subscriber error is reported to the VLR or SGSN. Otherwise an acknowledgement is returned to the VLR or SGSN.

If neither the MS not reachable flag (MNRF) or the MS not reachable for GPRS (MNRG) flag, nor the memory capacity exceeded flag (MCEF) are set, and MAP\_READY\_FOR\_SM is received from the VLR or SGSN, the HLR sets a timer and waits for it to expire. This ensures that in the race situation the MAP\_REPORT\_SM\_DELIVERY\_STATUS service (as described in the subclause 23.6) for the same subscriber can be carried out when delayed in the GMSC.

If the Alert Reason indicates the mobile present for non GPRS situation, or when the update location procedure has been successfully completed or Supplementary Service Control request is received, the MS not reachable flag (MNRF) is cleared and the service centre alert procedure is initiated. If the memory capacity exceeded flag is set, the MS not reachable flag is cleared and stored reason for absence for non GPRS are cleared but the alert procedure is not started.

If the Alert Reason indicates the mobile present for GPRS situation, or when the Update GPRSlocation procedure has been successfully completed, the MS not reachable for GPRS (MNRG) flag is cleared and the service centre alert procedure is initiated. If the memory capacity exceeded flag is set, the MS detach for GPRS flag is cleared and stored reason for absence for GPRS are cleared but the alert procedure is not started.

If the Alert Reason indicates the memory available for non GPRS situation, the HLR initiates the alert procedure. The MS not reachable and memory capacity available flags are cleared.

If the Alert Reason indicates the memory available for GPRS situation, the HLR initiates the alert procedure. The MS detach for GPRS and memory capacity available flags are cleared.

If the MAP\_REPORT\_SM\_DELIVERY\_STATUS indication is received and it indicates the successful transfer of the mobile terminated short message for non GPRS, the HLR initiates the alert procedure described in the subclause 25.10 and clears MCEF and MNRF flags and stored reason for absence for non GPRS are cleared.

If the MAP\_REPORT\_SM\_DELIVERY\_STATUS indication is received and it indicates the successful transfer of the mobile terminated short message for GPRS, the HLR initiates the alert procedure described in the subclause 25.10 and clears MCEF and MNRG flags and stored reason for absence for GPRS are cleared.

The short message alert procedure in the HLR is shown in figures 23.4/6 and 25.10/2.

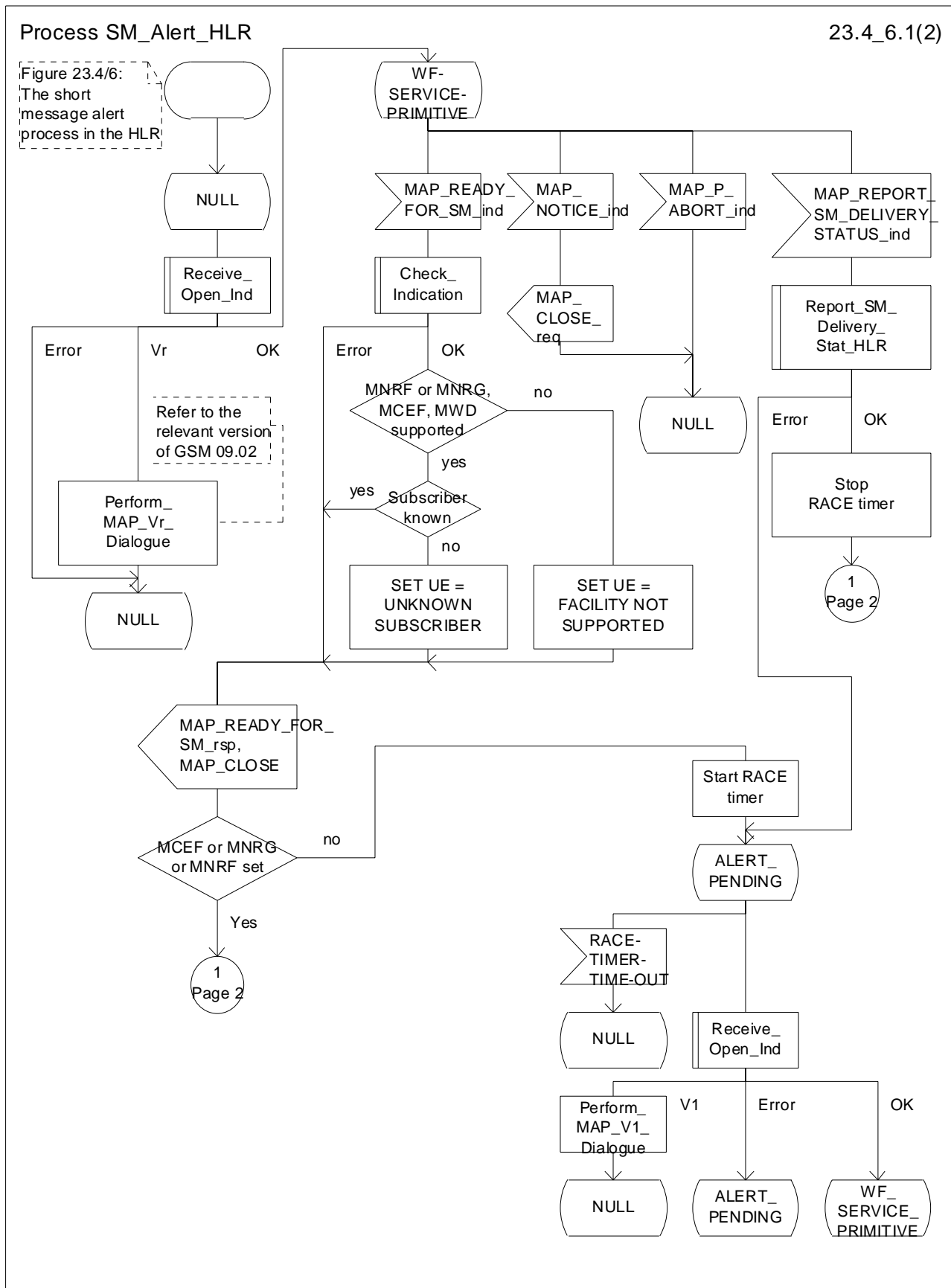


Figure 23.4/6 (sheet 1 of 2): Process SM\_Alert\_HLR

Process SM\_Alert\_HLR

23.4\_6.2(2)

Figure 23.4/6:  
The short  
message alert  
process in the HLR

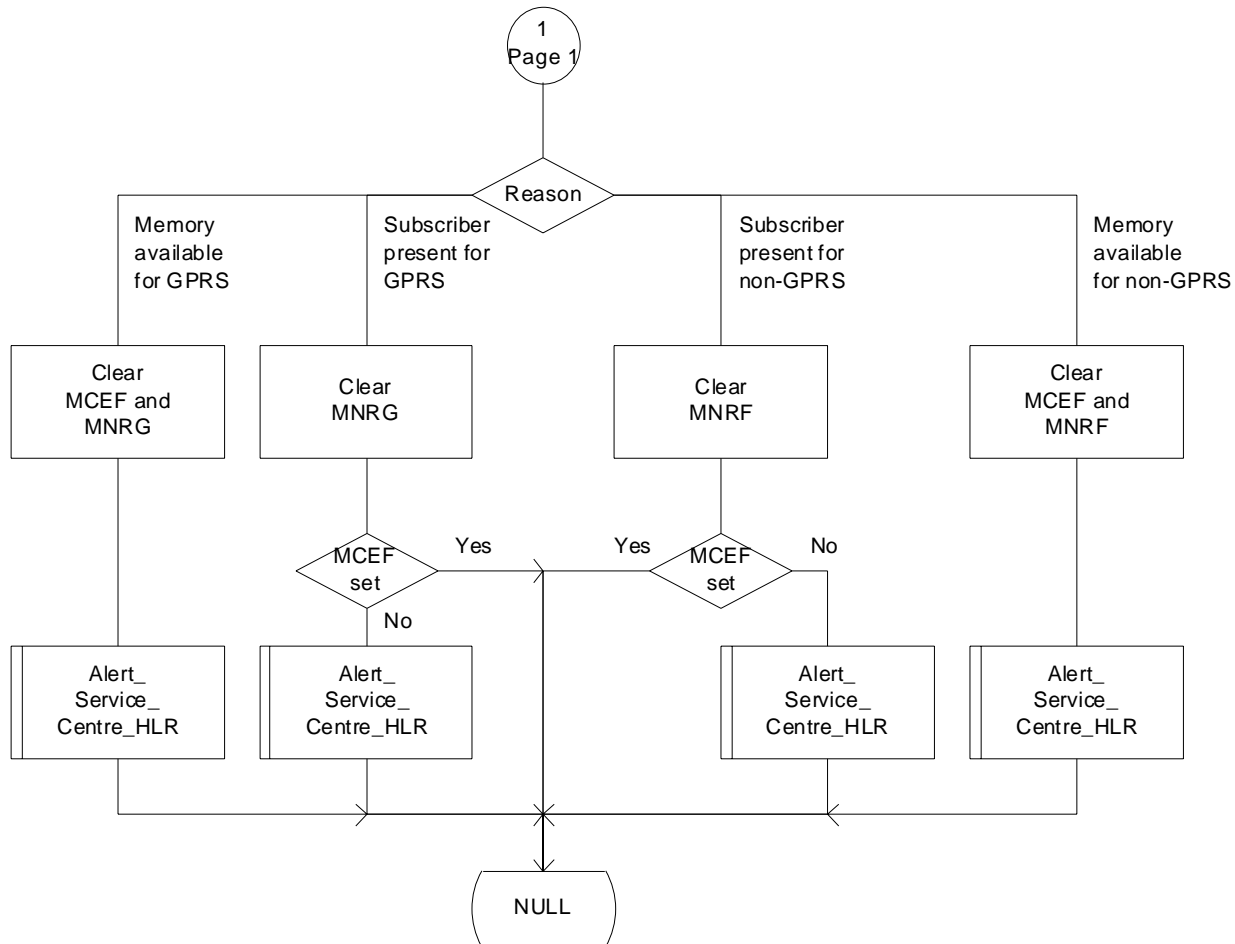


Figure 23.4/6 (sheet 2 of 2): Process SM\_Alert\_HLR

## 23.4.4 Procedures in the Interworking MSC

When a MAP\_ALERT\_SERVICE\_CENTRE indication is correctly received by the IWMSC, the IWMSC will forward the alerting to the given Service Centre if possible.

Data errors are reported to the HLR as an unexpected data value or a data missing error depending on the error.

The short message alert procedure is shown in figure 23.4/7.

Process Alert\_SC\_IWMSC

23.4\_7(1)

Figure 23.4/7: The short message alert message in the IWMSC

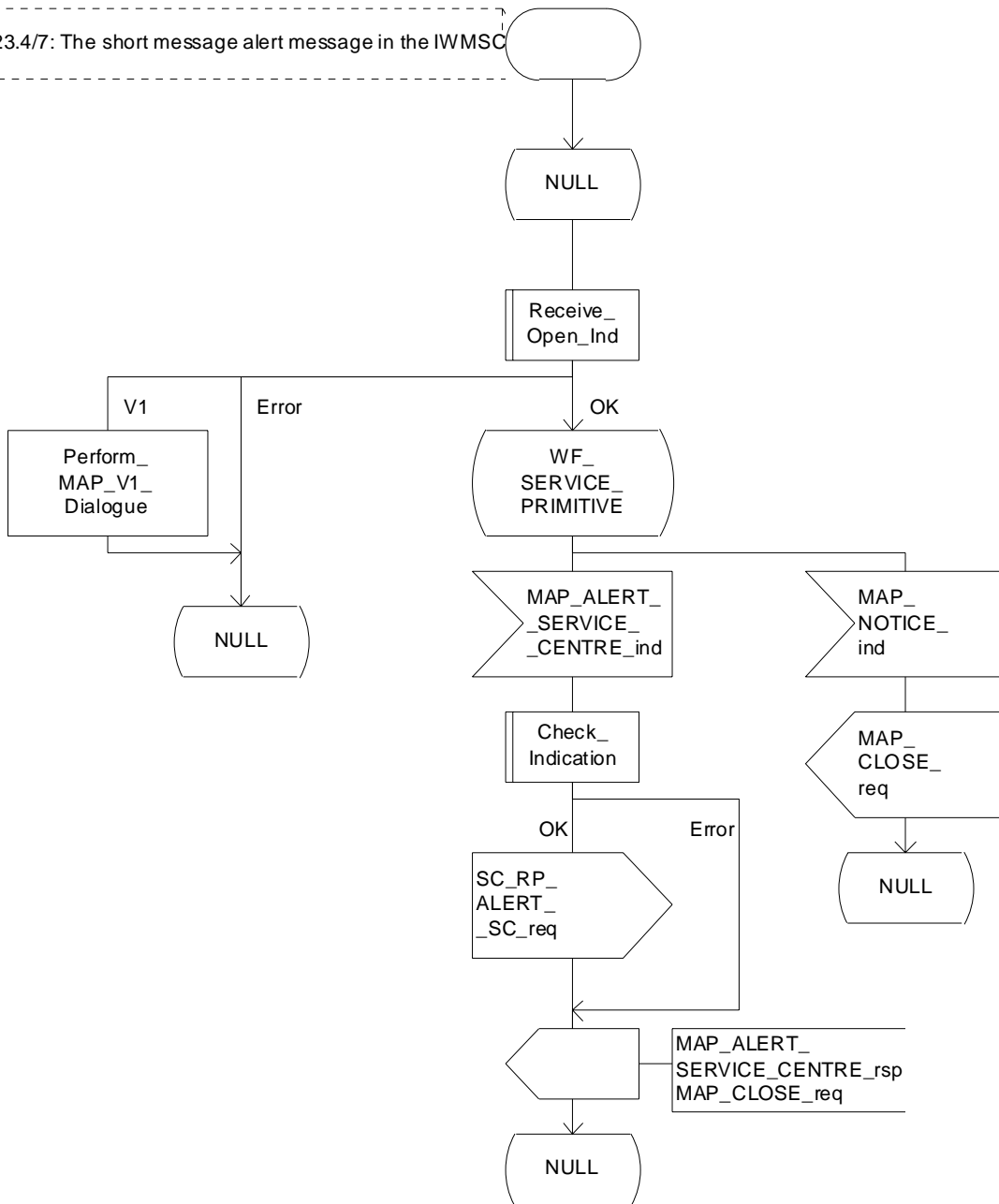


Figure 23.4/7: Process Alert\_SC\_IWMSC

## 23.4.5 Procedures in the Servicing SGSN

### 23.4.5.1 The Mobile Subscriber is present

When receiving Page response, Attach request or Routing area update request messages (TS GSM 04.08), while the MS not reachable for GPRS (MNRG) flag is set, the SGSN will send the MAP\_READY\_FOR\_SM request towards the HLR. The Alert Reason is set to indicate that the mobile subscriber is present for GPRS.

When receiving the answer, the SGSN will act as follows:

- MNRG is cleared if the procedure is successful
- MNRG is not cleared if the procedure is not successful

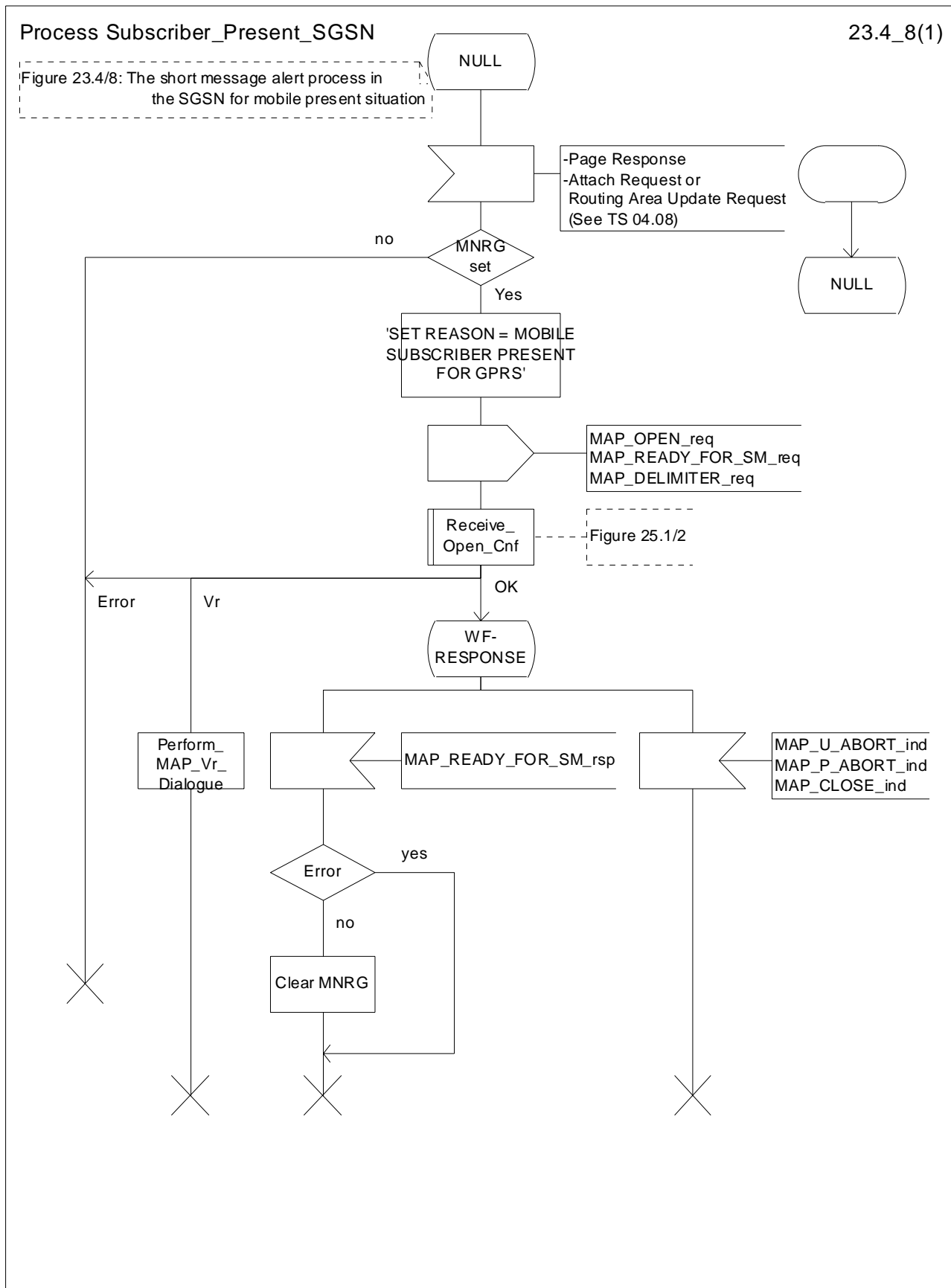
The process in SGSN is described in detail in the subclause 25.10/3.

### 23.4.5.2 The Mobile Equipment has memory available

After receiving the SM memory capacity available indication, the servicing SGSN sends the MAP\_READY\_FOR\_SM request to the HLR indicating memory available for GPRS. The outcome of that procedure is one of the following:

- successful acknowledgment. The SGSN sends the corresponding message to the MS;
- negative acknowledgment, where the error causes are treated as follows:
  - unexpected data value, data missing and system failure errors are reported as network out of order error to the MS;
  - facility not supported is reported as requested facility not implemented error to the MS;
  - procedure failure, which is reported as network out of order error to the MS if a connection to the MS still exists.

The short message alert procedure in the SGSN for the MS memory capacity available case is shown in figure 23.4/8.





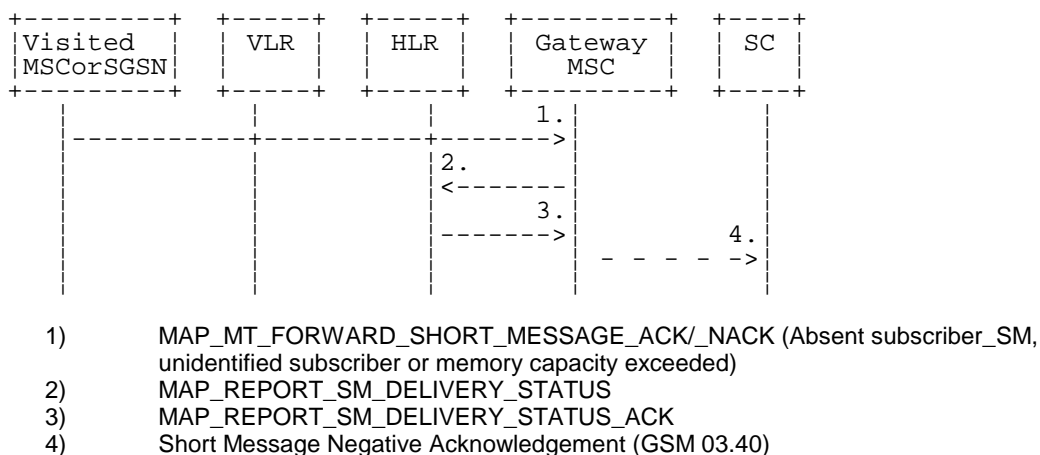
## 23.5 The SM delivery status report procedure

The SM delivery status report procedure is used to set the Service Centre address into the message waiting list in the HLR because the subscriber is absent or unidentified or the memory capacity is exceeded. The procedure sets

- the memory capacity exceeded flag in the HLR if the MS memory does not have room for more messages
- and/or the MS not reachable flag for non GPRS in the case of unidentified or absent subscriber
- and/or the MS not reachable for GPRS flag in the case of unidentified or absent subscriber for GPRS

Additionally the procedure is used to report the HLR about the successful transfer for GPRS or non GPRS after the Service Centre has polled the subscriber. This procedure is described also in the subclause 23.4.

The SM delivery status report procedure is shown in figure 23.5/1.



**Figure 23.5/1: Short message delivery status report procedure**

### 23.5.1 Procedures in the HLR

When the HLR receives a MAP\_REPORT\_SM\_DELIVERY\_STATUS indication, it acts as described in the subclause 23.6, macro Report\_SM\_Delivery\_Stat\_HLR.

The short message delivery status report process in the HLR is shown in figure 23.5/2.

Process SM\_Delivery\_Status\_Report\_HLR

23.5\_2(1)

Figure 23.5/2: The report SM delivery process in the HLR

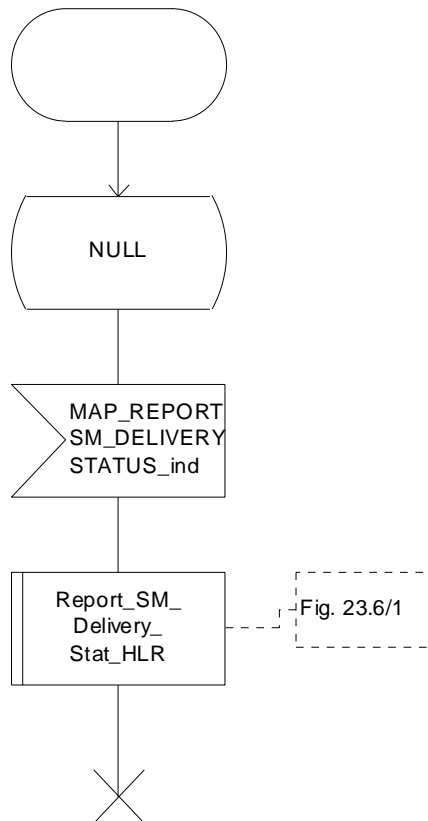


Figure 23.5/2: Process SM\_Delivery\_Status\_Report\_HLR

## 23.5.2 Procedures in the gateway MSC

The GMSC invokes the short message delivery status report procedure if an absent subscriber\_SM indication, unidentified subscriber indication, SM delivery failure error indicating MS memory capacity exceeded or both are received from the servicing MSC, SGSN or both during a mobile terminated short message transfer, and the HLR has not indicated that the SC address is included in the MWD. The unidentified subscriber indication is however processed as the absent subscriber\_SM indication

In case of successful SMS delivery on the second path, the successful SMS Delivery outcome is sent in combination with the unsuccessful SMS Delivery outcome to the HLR.

The service is invoked also when the HLR has indicated that either of the flags MCEF, MNRF or both are set and the first SM delivery was successful from the servicing MSC or, in case of subsequent SM, the last SM delivery was successful from the servicing MSC.

The service is invoked also when the HLR has indicated that either of the flags MCEF, MNRF or both are set and the SM delivery was successful from the servicing SGSN or, in case of subsequent SM, the last SM delivery was successful from the servicing SGSN.

The reason for unsuccessful, successful for GPRS, non GPRS or both deliveries of the short message are included in the SM Delivery Outcome in the MAP\_REPORT\_SM\_DELIVERY\_STATUS request. In the case of an unsuccessful delivery due to the subscriber being absent the absent subscriber diagnostic indication (if available) is also included in the MAP\_REPORT\_SM\_DELIVERY\_STATUS request.

If the reason for unsuccessful delivery is absent subscriber with diagnostic 'Paging failure' for GPRS or non GPRS, the two SM Delivery Outcomes absent subscriber with both diagnostics 'Paging failure' for GPRS and non GPRS is included in the MAP\_REPORT\_SM\_DELIVERY\_STATUS request.

The GMSC sends the MAP\_REPORT\_SM\_DELIVERY\_STATUS request to the HLR. As a response the GMSC will receive the MAP\_REPORT\_SM\_DELIVERY\_STATUS confirmation reporting:

- successful outcome of the procedure. The acknowledge primitive may contain the MSISDN-Alert number which is stored in the MWD List in the HLR;
- unsuccessful outcome of the procedure. The system failure indication is forwarded to the SC. In that case, if the SM Delivery Outcome was successful SMS delivery for GPRS or non GPRS (combined or not with another unsuccessful reason), a successful report is forwarded to the SC.

A provider error is indicated as a system failure to the SC.

Note that the indication, on which number belongs the SGSN and MSC, received from the HLR at routing information result (see subclause 23.3.3) will enable the GMSC to map the causes received from the SGSN, MSC or both into the appropriate causes for GPRS, non GPRS or both, and send them to the SC and HLR.

The procedure towards the Service Centre may also be aborted. If so the operation towards the HLR is also aborted.

The short message delivery status report procedure in the GMSC is shown in figure 23.5/3.

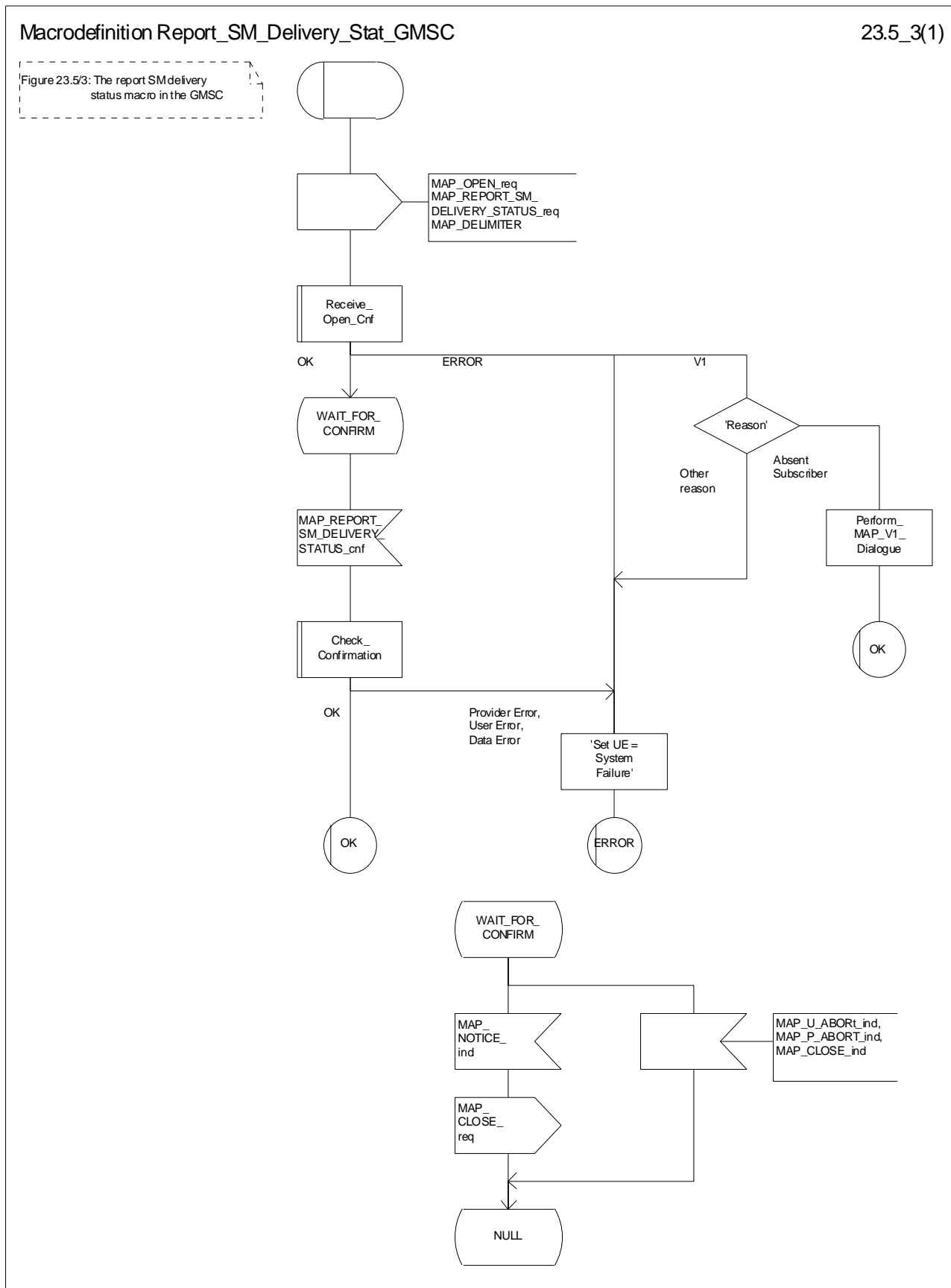


Figure 23.5/3: Macro Report\_SM\_Delivery\_Stat\_GMSC

## 23.6 Common procedures for the short message clause

### 23.6.1 The macro Report\_SM\_Delivery\_Stat\_HLR

This macro is used when the HLR receives a MAP\_REPORT\_SM\_DELIVERY\_STATUS indication from the GMSC. The HLR responds to the indication as follows:

- if the flag « GPRS Support Indicator » is absent then if the subscriber is a GPRS subscriber and a non-GPRS subscriber with the option « transfer of SM via the SGSN when GPRS is not supported in the GMSC » or if the subscriber is a GPRS subscriber only, the HLR shall interpret the delivery outcome as a GPRS delivery outcome.
- if invalid data content is detected, an unexpected data value error or a data missing error is returned to the GMSC;
- if the MSISDN number provided is not recognized by the HLR, an unknown subscriber error is returned to the GMSC;
- if the MAP\_REPORT\_SM\_DELIVERY\_STATUS indication reports a successful SM delivery, the Service Centres in the Message Waiting list are alerted as described in the subclause 25.10;
- if the SM Delivery Outcome reports unsuccessful delivery and the inclusion of the SC address in the MWD is not possible, a message waiting list full error is returned to the GMSC;
- if the SM Delivery Outcome reports unsuccessful delivery and the message waiting list is not full, the given Service Centre address is inserted and an acknowledgement is sent to the GMSC. If the MSISDN-Alert stored in the subscriber data is not the same as that received in the MAP\_REPORT\_SM\_DELIVERY\_STATUS indication, the MSISDN-Alert is sent in a response primitive to the GMSC;

The SC address is only stored in the MWD if the unsuccessful SM Delivery Outcome is not received in combination with another successful SM Delivery Outcome

- if the SM Delivery Outcome is MS memory capacity exceeded for non GPRS, the HLR sets the memory capacity exceeded flag in the subscriber data and resets the MNRF;
- if the SM Delivery Outcome is MS memory capacity exceeded for GPRS the HLR sets the memory capacity exceeded flag in the subscriber data and resets the MNRG;
- if the SM Delivery Outcome is absent subscriber for non GPRS, the HLR sets the mobile station not reachable flag in the subscriber data. If a reason for absence is provided by the GMSC then this is stored in the mobile station not reachable reason (MNRR) in the subscriber data.
- if the SM Delivery Outcome is absent subscriber for GPRS, the HLR sets the mobile station not reachable for GPRS flag in the subscriber data. If a reason for absence is provided by the GMSC then this is stored in the mobile station not reachable reason (MNRR) in the subscriber data.

Note that a combination of all the SM Delivery Outcome specified above may be provided to the HLR from the SMS-GMSC.

The short message delivery status report macro in the HLR is shown in figure 23.6/1.

Macrodefinition Report\_SM\_Delivery\_Stat\_HLR

23.6\_1(1)

Figure 23.6/1: The report SM delivery status macro in the HLR

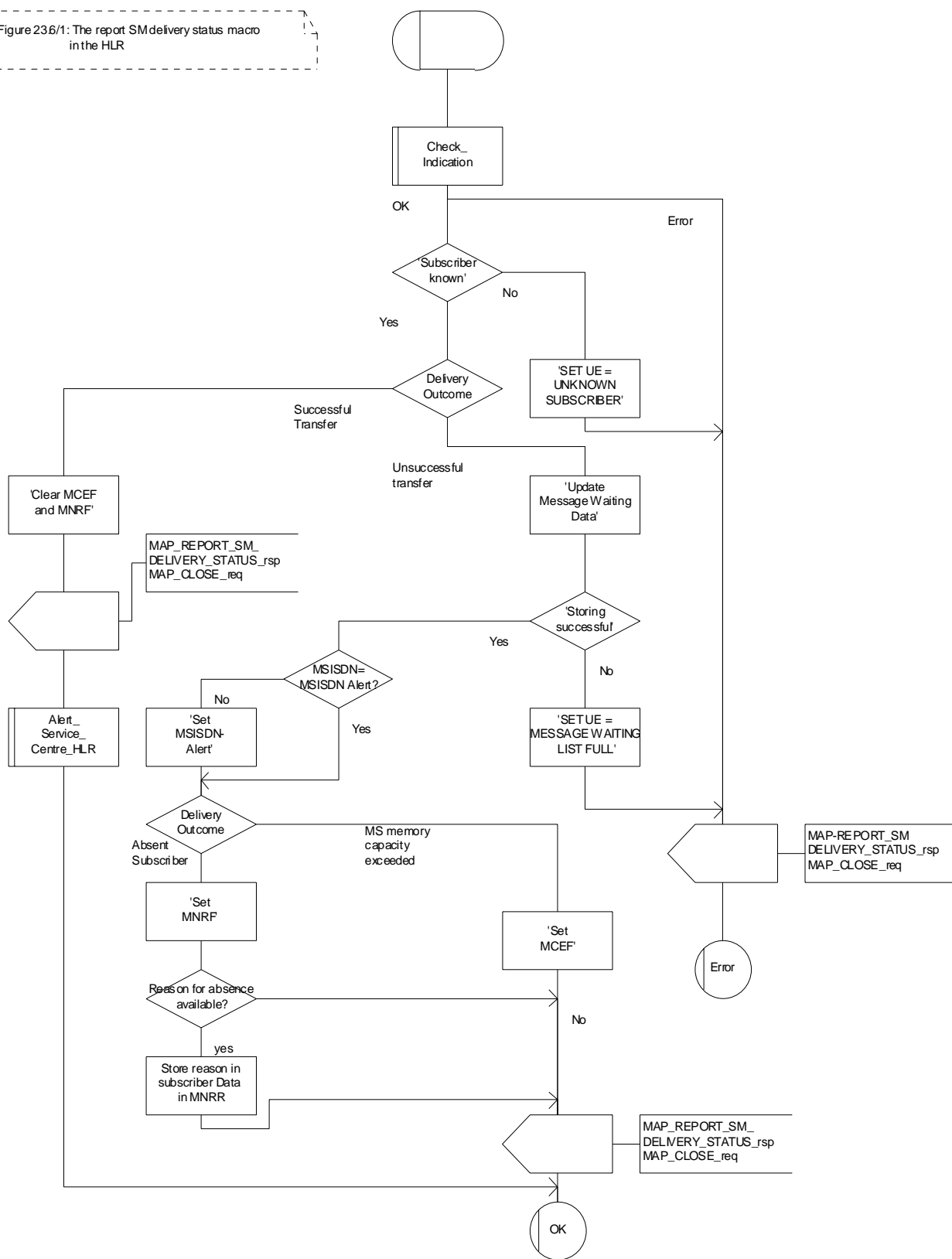


Figure 23.6/1: Macro Report\_SM\_Delivery\_Stat\_HLR

---

## 24 GPRS process description

### 24.1 General

The MAP GPRS procedures are used for the Network Requested PDP-Context Activation procedures.

The stage 2 specification for General Packet Radio Service (GPRS) is in GSM 03.60 [100].

#### 24.1.1 Process in the HLR for Send Routing Information for GPRS

The MAP process in the HLR to provide routing information for a network-requested PDP context activation is shown in figure 24.1/1. The MAP process invokes a macro not defined in this subclause; the definition of this macro can be found as follows:

Receive_Open_Ind	see subclause 25.1.1;
Check_Indication	see subclause 25.2.1.

##### **Successful outcome**

When the MAP process receives a MAP\_OPEN indication with the application context gprsLocationInfoRetrieval, it checks it by invoking the macro Receive\_Open\_Ind.

If the macro takes the OK exit, the MAP process waits for a service indication.

If a MAP\_SEND\_ROUTING\_INFO\_FOR\_GPRS service indication is received, the HLR sends a Send Routing Info For Gprs request to the GPRS application process in the HLR, and wait for a response. The Send Routing Info For Gprs request contains the parameter received in the MAP\_SEND\_ROUTING\_INFO\_FOR\_GPRS service indication

If the GPRS application process in the HLR returns a positive response containing the routing information, the MAP process constructs a MAP\_SEND\_ROUTING\_INFO\_FOR\_GPRS service response containing the routing info, constructs a MAP\_CLOSE service request, sends them to the GGSN and returns to the idle state.

##### **Negative response from HLR GPRS application process**

If the GPRS application process in the HLR returns a negative response, the MAP process constructs a MAP\_SEND\_ROUTING\_INFO\_FOR\_GPRS service response containing the appropriate error, constructs a MAP\_CLOSE service request, sends them to the GGSN and returns to the idle state.

##### **Failure of dialogue opening with the GGSN**

If the macro Receive\_Open\_Ind takes the Vr exit or the Error exit, the MAP process returns to the idle state.

If the MAP provider sends a MAP\_P\_ABORT while the MAP process is waiting for a service indication, the MAP process returns to the idle state.

If the MAP provider sends a MAP\_NOTICE while the MAP process is waiting for a service indication, the MAP process sends a MAP\_CLOSE request to terminate the dialogue and returns to the idle state.

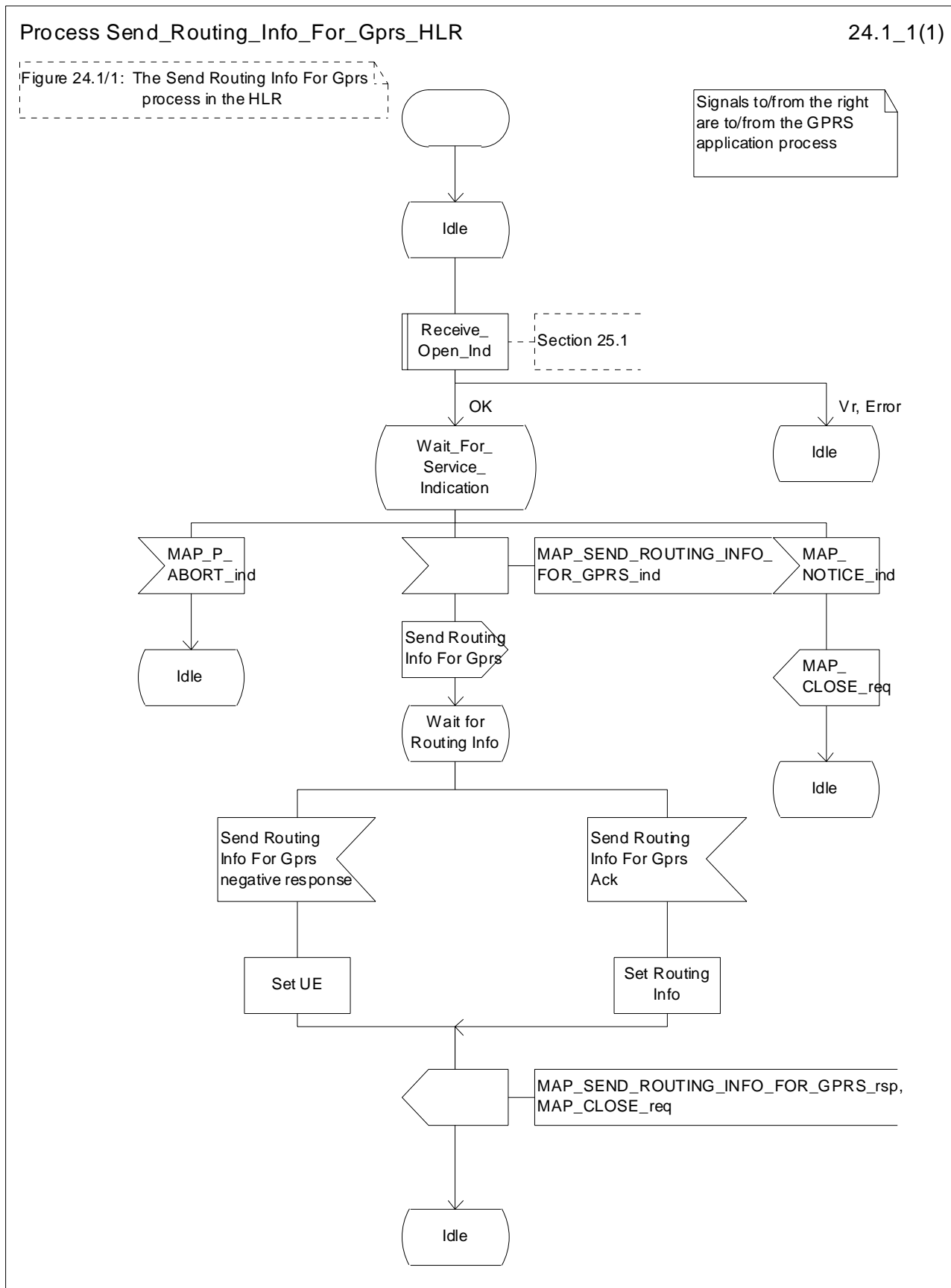


Figure 24.1/1: Process Send Routing Info For Gprs\_HLR



## 24.1.2 Process in the GGSN for Send Routing Information for GPRS

### Successful Outcome

When the MAP process receives a Send Routing Info For Gprs request from the GPRS application process in the GGSN, it requests a dialogue with the HLR whose identity is contained in the Send Routing Info For Gprs request by sending a MAP\_OPEN service request, requests routing information using a MAP\_SEND\_ROUTING\_INFO\_FOR\_GPRS service request and invokes the macro Receive\_Open\_Cnf to wait for the response to the dialogue opening request. If the dialogue opening is successful, the MAP process waits for a response from the HLR.

If the MAP process receives a MAP\_SEND\_ROUTING\_INFO\_FOR\_GPRS service confirm from the HLR, the MAP process invokes the macro Check\_Confirmation to check the content of the confirm.

If the macro Check\_Confirmation takes the OK exit, the MAP process sends a Send Routing Info For Gprs ack containing the routing information received from the HLR to the GPRS application process in the GGSN and returns to the idle state.

### Failure of dialogue opening with the HLR

If the macro Receive\_Open\_Cnf takes the Vr exit or the Error exit, the MAP process sends a negative response to the GPRS application process in the GGSN and returns to the idle state.

### Error in MAP\_SEND\_ROUTING\_INFO\_FOR\_GPRS confirm

If the MAP\_SEND\_ROUTING\_INFO\_FOR\_GPRS service confirm contains a user error or a provider error, or the macro Check\_Confirmation indicates that there is a data error, the MAP process sends a Send Routing Info For Gprs negative response to the GPRS application process in the GGSN and returns to the idle state.

### Abort of HLR dialogue

After the dialogue with the HLR has been established, the MAP service provider may abort the dialogue by issuing a MAP\_P\_ABORT or a MAP\_U\_ABORT indication. In this case, the MAP process sends a Send Routing Info For Gprs negative response to the GPRS application process in the GGSN and returns to the idle state.

If the MAP provider indicates a protocol problem by sending a MAP\_NOTICE indication, the MAP process closes the dialogue with the HLR, sends a Send Routing Info For Gprs negative response indicating system failure to the GPRS application process in the GGSN and returns to the idle state.

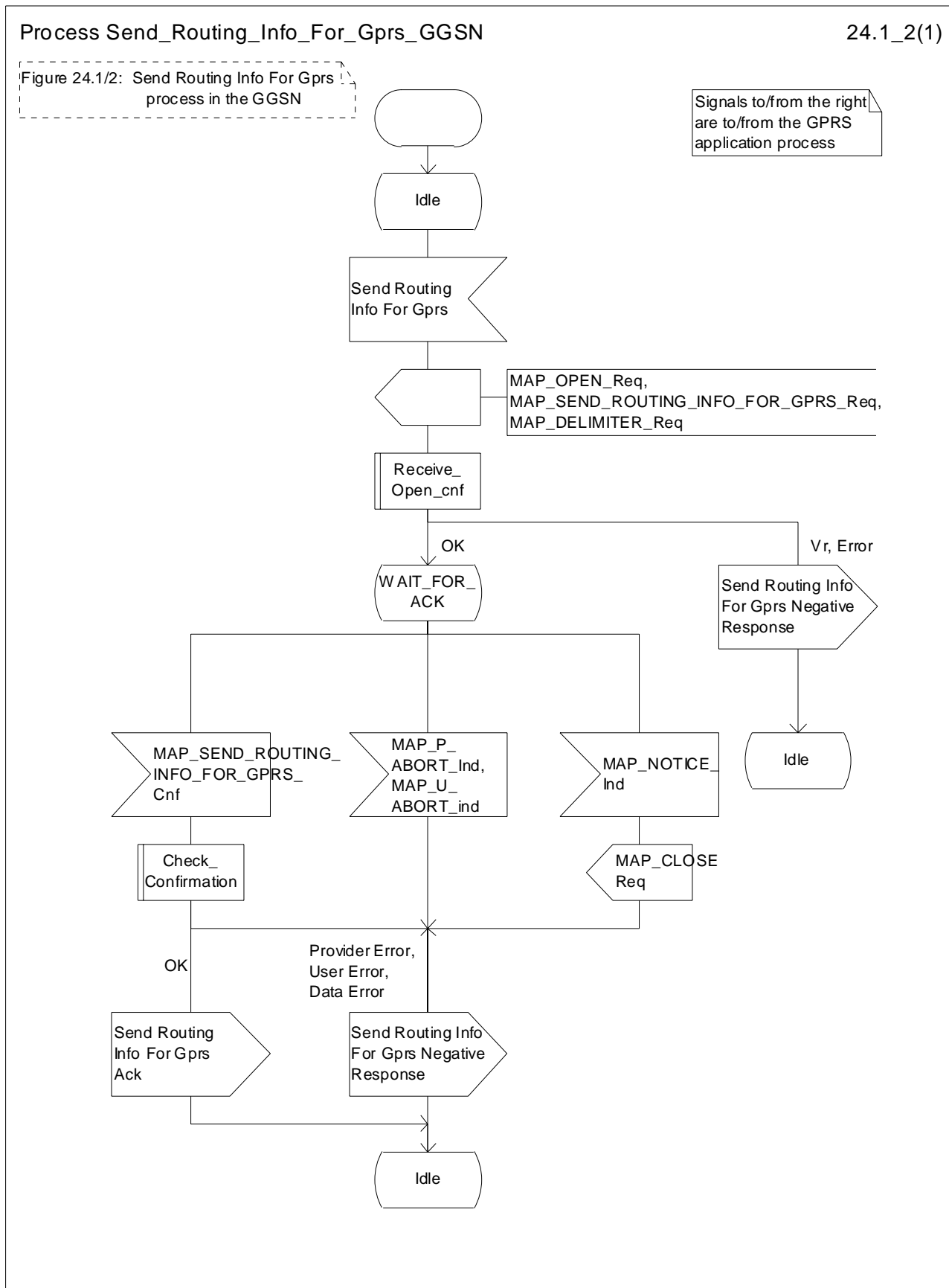


Figure 24.1/2: Process Send\_Routing\_Info\_For\_Gprs\_GGSN

## 24.2.1 Process in the HLR for Failure Report

The MAP process in the HLR to set the MNRG (Mobile station Not Reachable for GPRS) flag for the subscriber is shown in figure 24.2/1. The MAP process invokes a macro not defined in this subclause; the definition of this macro can be found as follows:

Receive_Open_Ind	see subclause 25.1.1;
Check Indication	see subclause 25.2.1.

### Successful outcome

When the MAP process receives a MAP\_OPEN indication with the application context failureReport, it checks it by invoking the macro Receive\_Open\_Ind.

If the macro takes the OK exit, the MAP process waits for a service indication.

If a MAP\_FAILURE\_REPORT service indication is received, the HLR sends a Failure Report request to the GPRS application process in the HLR, and wait for a response. The Failure Report request contains the parameter received in the MAP\_FAILURE\_REPORT service indication.

If a positive response is received, the MAP process constructs a MAP\_FAILURE\_REPORT service response, constructs a MAP\_CLOSE service request, sends them to the GGSN and returns to the idle state.

### Negative response from HLR GPRS application process

If the GPRS application process in the HLR returns a negative response, the MAP process constructs a MAP\_FAILURE\_REPORT service response containing the appropriate error, constructs a MAP\_CLOSE service request, sends them to the GGSN and returns to the idle state.

### Failure of dialogue opening with the GGSN

If the macro Receive\_Open\_Ind takes the Vr exit or the Error exit, the MAP process returns to the idle state.

If the MAP provider sends a MAP\_P\_ABORT while the MAP process is waiting for a service indication, the MAP process returns to the idle state.

If the MAP provider sends a MAP\_NOTICE while the MAP process is waiting for a service indication, the MAP process sends a MAP\_CLOSE request to terminate the dialogue and returns to the idle state.

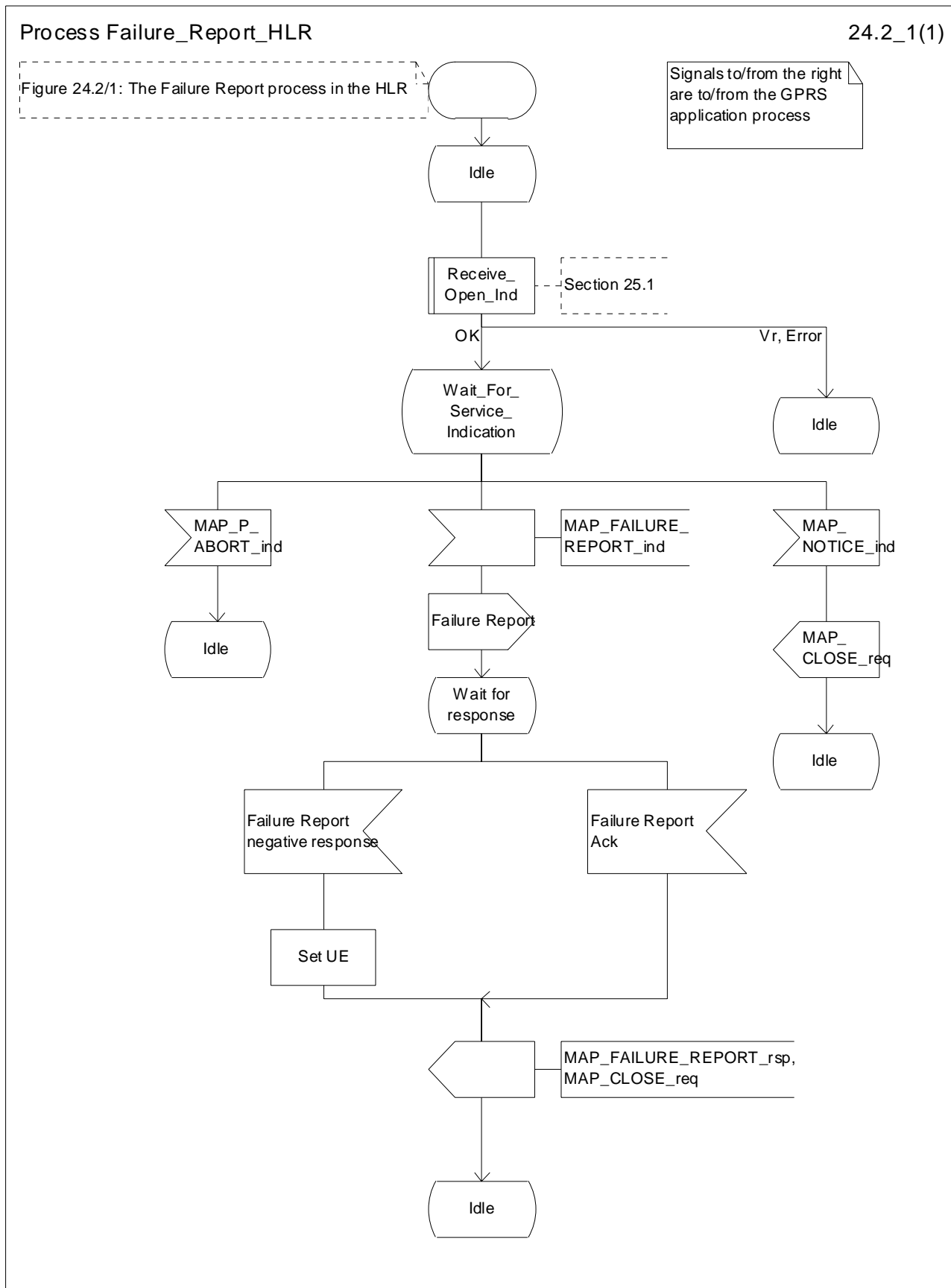


Figure 24.2/1: Process Failure\_Report\_HLR

## 24.2.2 Process in the GGSN for Failure Report

### Successful Outcome

When the MAP process receives a Failure Report request from the GPRS application process in the GGSN, it requests a dialogue with the HLR whose identity is contained in the Failure Report request by sending a MAP\_OPEN service request, sending failure information using a MAP\_FAILURE\_REPORT service request and invokes the macro Receive\_Open\_Cnf to wait for the response to the dialogue opening request. If the dialogue opening is successful, the MAP process waits for a response from the HLR.

If the MAP process receives a MAP\_FAILURE\_REPORT service confirm from the HLR, the MAP process invokes the macro Check\_Confirmation to check the content of the confirm.

If the macro Check\_Confirmation takes the OK exit, the MAP process sends a Failure Report ack containing the information received from the HLR to the GPRS application process in the GGSN and returns to the idle state.

### Failure of dialogue opening with the HLR

If the macro Receive\_Open\_Cnf takes the Vr exit or the Error exit, the MAP process sends a negative response to the GPRS application process in the GGSN and returns to the idle state.

### Error in MAP\_FAILURE\_REPORT confirm

If the MAP\_FAILURE\_REPORT service confirm contains a user error or a provider error, or the macro Check\_Confirmation indicates that there is a data error, the MAP process sends a Failure Report negative response to the GPRS application process in the GGSN and returns to the idle state.

### Abort of HLR dialogue

After the dialogue with the HLR has been established, the MAP service provider may abort the dialogue by issuing a MAP\_P\_ABORT or a MAP\_U\_ABORT indication. In this case, the MAP process sends a Failure Report negative response to the GPRS application process in the GGSN and returns to the idle state.

If the MAP provider indicates a protocol problem by sending a MAP\_NOTICE indication, the MAP process closes the dialogue with the HLR, sends a Failure Report negative response indicating system failure to the GPRS application process in the GGSN and returns to the idle state.

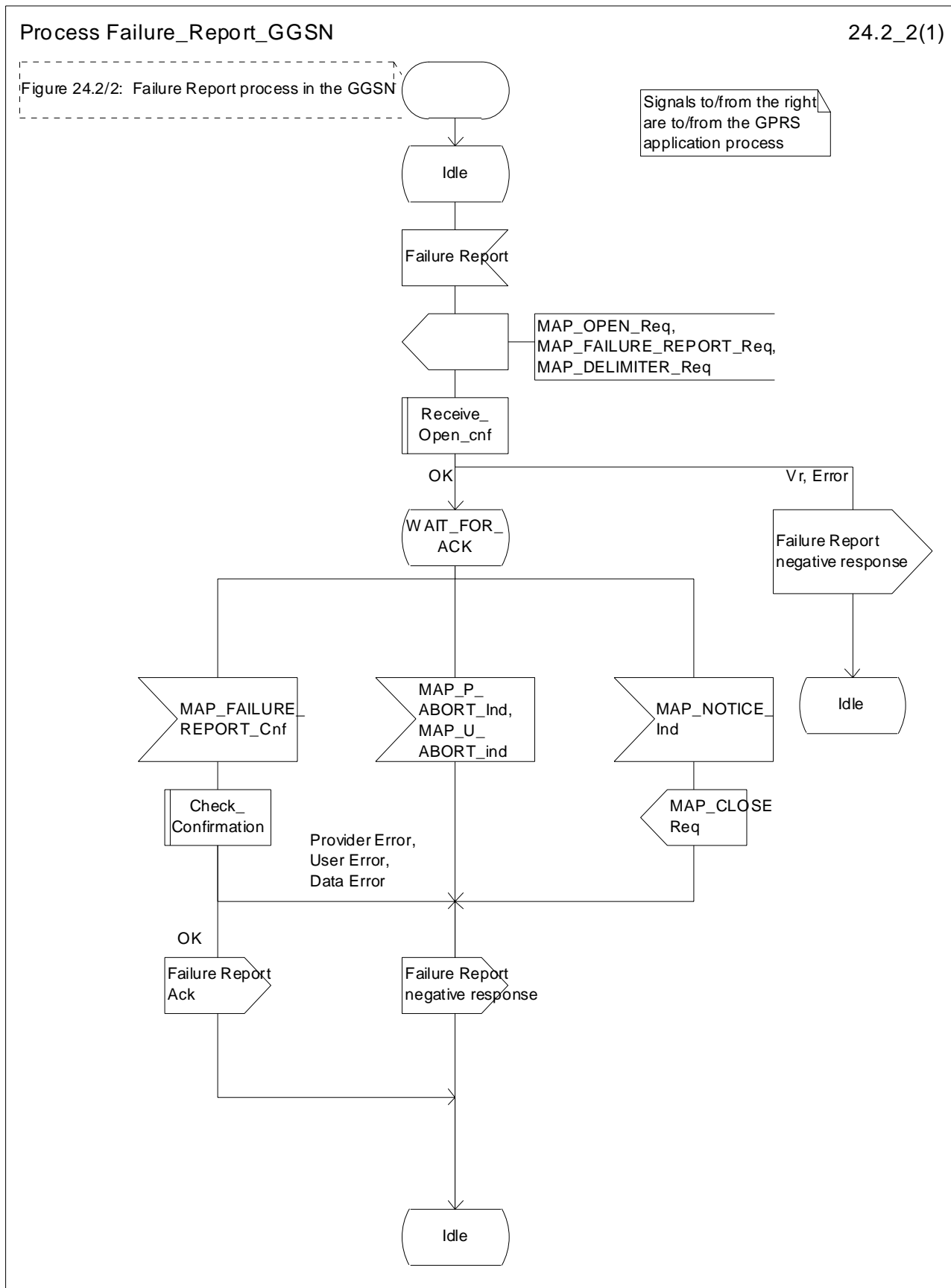


Figure 24.2/2: Process Failure\_Report\_GGSN

### 24.3.1 Process in the GGSN for Note Ms Present For Gprs

The MAP process in the GGSN to inform that the subscriber is present for GPRS again is shown in figure 24.3/1. The MAP process invokes a macro not defined in this subclause; the definition of this macro can be found as follows:

Receive\_Open\_Ind            see subclause 25.1.1;

Check\_Indication           see subclause 25.2.1.

#### **Successful outcome**

When the MAP process receives a MAP\_OPEN indication with the application context gprsNotify, it checks it by invoking the macro Receive\_Open\_Ind.

If the macro takes the OK exit, the MAP process waits for a service indication.

If a MAP\_NOTE\_MS\_PRESENT\_FOR\_GPRS service indication is received, the GGSN sends a Note Ms Present For Gprs request to the GPRS application process in the GGSN, and wait for a response. The Note Ms Present For Gprs request contains the parameter received in the MAP\_NOTE\_MS\_PRESENT\_FOR\_GPRS service indication.

If the GPRS application process in the GGSN returns a positive response, the MAP process constructs a MAP\_NOTE\_MS\_PRESENT\_FOR\_GPRS service response, constructs a MAP\_CLOSE service request, sends them to the HLR and returns to the idle state.

#### **Negative response from GGSN GPRS application process**

If the GPRS application process in the GGSN returns a negative response, the MAP process constructs a MAP\_NOTE\_MS\_PRESENT\_FOR\_GPRS service response containing the appropriate error, constructs a MAP\_CLOSE service request, sends them to the HLR and returns to the idle state.

#### **Failure of dialogue opening with the HLR**

If the macro Receive\_Open\_Ind takes the Vr exit or the Error exit, the MAP process returns to the idle state.

If the MAP provider sends a MAP\_P\_ABORT while the MAP process is waiting for a service indication, the MAP process returns to the idle state.

If the MAP provider sends a MAP\_NOTICE while the MAP process is waiting for a service indication, the MAP process sends a MAP\_CLOSE request to terminate the dialogue and returns to the idle state.

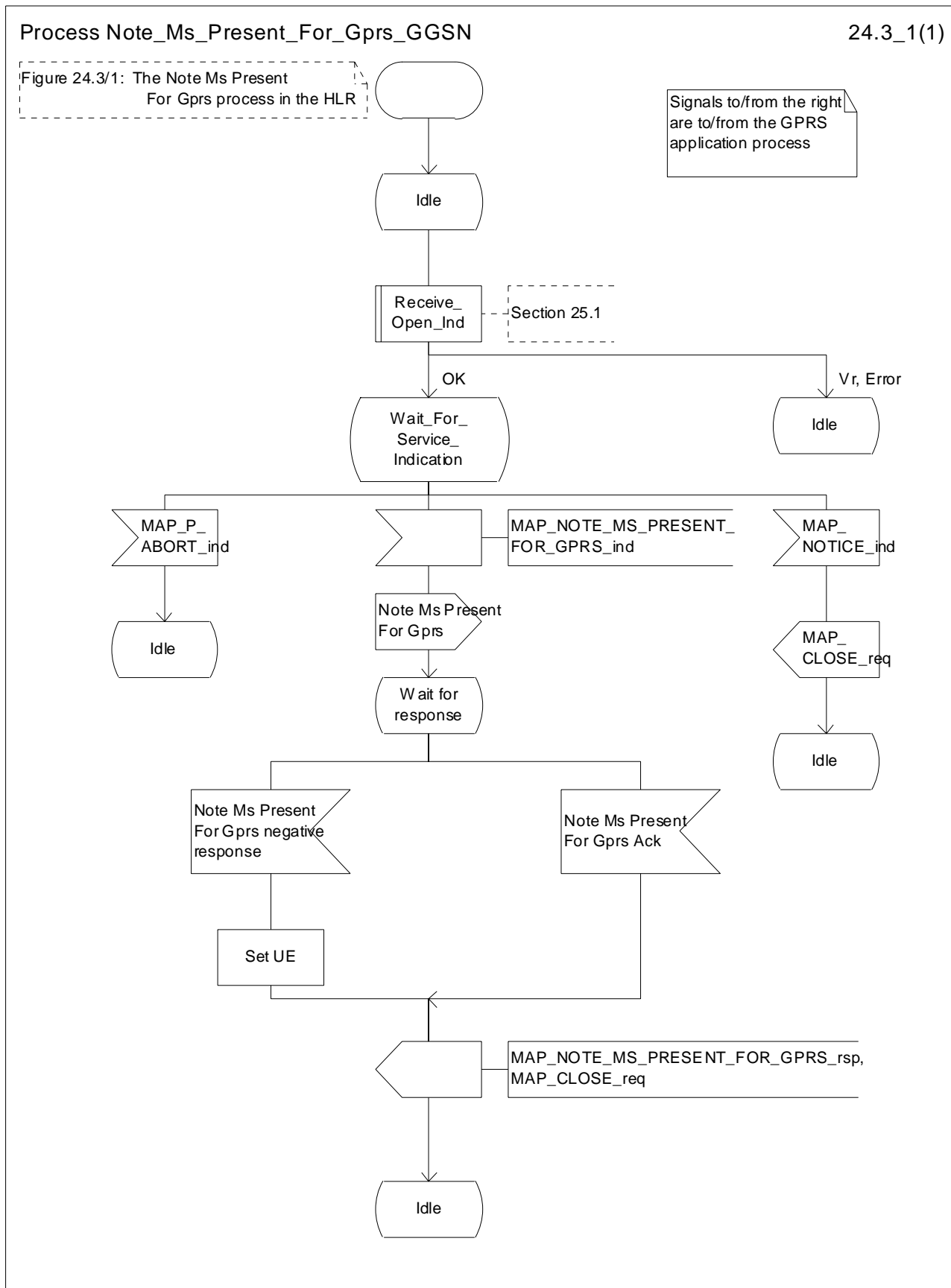


Figure 24.3/1: Process Note\_Ms\_Present\_For\_Gprs\_GGSN



## 24.3.2 Process in the HLR for Note Ms Present For Gprs

### Successful Outcome

When the MAP process receives a Note Ms Present For Gprs request from the GPRS application process in the HLR, it requests a dialogue with the GGSN whose identity is contained in the Note Ms Present For Gprs request by sending a MAP\_OPEN service request, sending necessary information using a MAP\_NOTE\_MS\_PRESENT\_FOR\_GPRS service request and invokes the macro Receive\_Open\_Cnf to wait for the response to the dialogue opening request. If the dialogue opening is successful, the MAP process waits for a response from the GGSN.

If the MAP process receives a MAP\_NOTE\_MS\_PRESENT\_FOR\_GPRS service confirm from the GGSN, the MAP process invokes the macro Check\_Confirmation to check the content of the confirm.

If the macro Check\_Confirmation takes the OK exit, the MAP process sends a Note Ms Present For Gprs ack containing the information received from the GGSN to the GPRS application process in the HLR and returns to the idle state.

### Failure of dialogue opening with the GGSN

If the macro Receive\_Open\_Cnf takes the Vr exit or the Error exit, the MAP process sends a negative response to the GPRS application process in the HLR and returns to the idle state.

### Error in MAP\_NOTE\_MS\_PRESENT\_FOR\_GPRS confirm

If the MAP\_NOTE\_MS\_PRESENT\_FOR\_GPRS service confirm contains a user error or a provider error, or the macro Check\_Confirmation indicates that there is a data error, the MAP process sends a Note Ms Present For Gprs negative response to the GPRS application process in the HLR and returns to the idle state.

### Abort of GGSN dialogue

After the dialogue with the GGSN has been established, the MAP service provider may abort the dialogue by issuing a MAP\_P\_ABORT or a MAP\_U\_ABORT indication. In this case, the MAP process sends a Note Ms Present For Gprs negative response to the GPRS application process in the HLR and returns to the idle state.

If the MAP provider indicates a protocol problem by sending a MAP\_NOTICE indication, the MAP process closes the dialogue with the GGSN, sends a Failure Report negative response indicating system failure to the GPRS application process in the HLR and returns to the idle state.

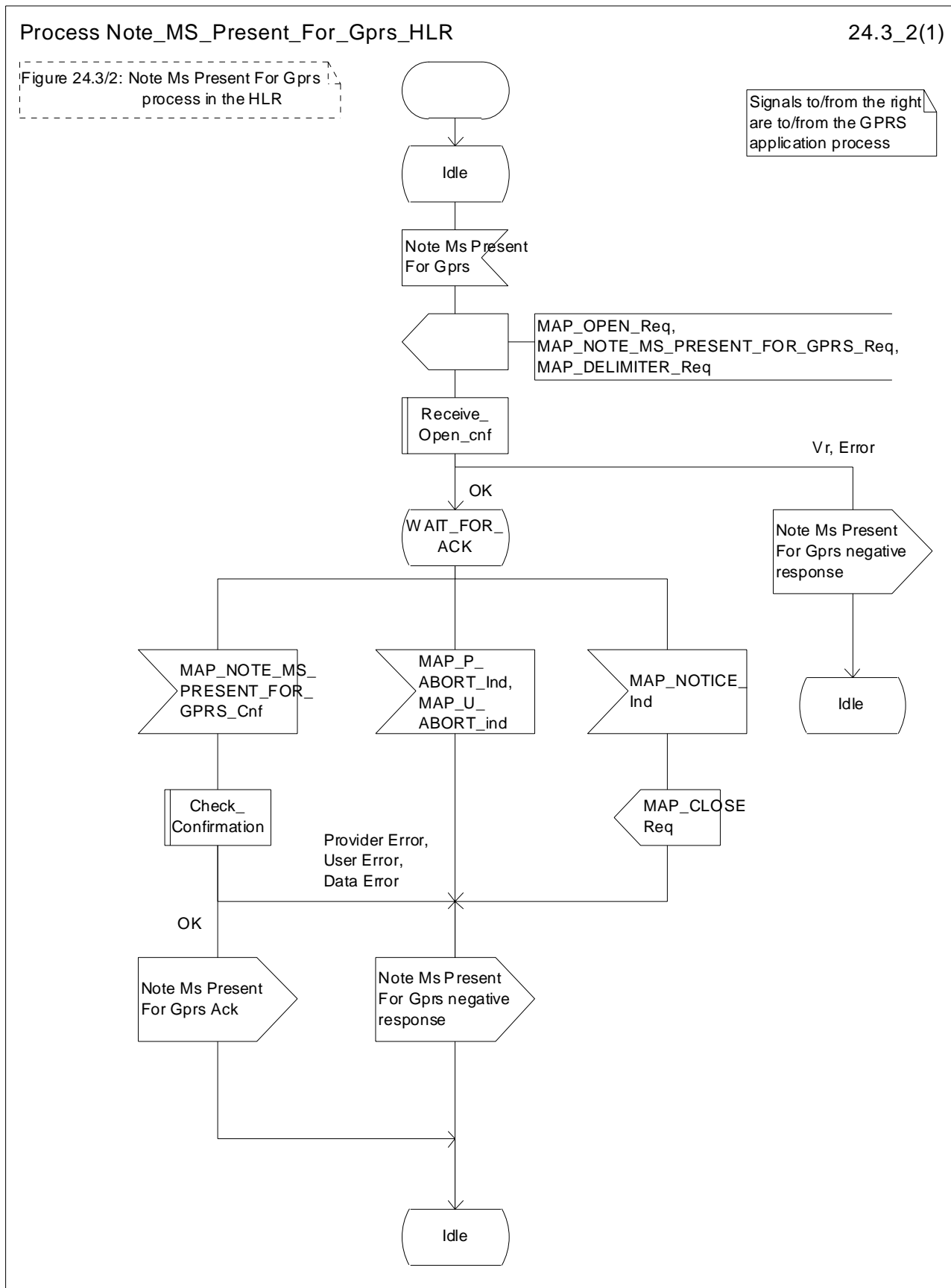


Figure 24.3/2: Process Note\_Ms\_Present\_For\_Gprs\_HLR

---

## 25 General macro description

### 25.1 MAP open macros

#### 25.1.1 Macro Receive\_Open\_Ind

This macro is used by a MAP service-user procedure when a peer entity requests opening of a dialogue.

If the application context received in the MAP-OPEN indication primitive indicates a context name of the MAP version one context set, the macro takes the Vr exit..

If an application-context different from version 1 is received, the presence of MAP\_OPEN information is checked. If no MAP\_OPEN information has been received, the MAP\_OPEN response with:

- Result set to Dialogue Accepted; and
- Application Context Name set to the received value,

is returned

If the received version (Vr) is the one described in this version of MAP, the macro takes the OK exit, otherwise it takes the Vr exit..

If MAP\_OPEN information is received, the macro "CHECK\_REFERENCE" is called in order to check whether the received values for Destination Reference and Originating Reference correspond with the requirements of the received application-context-name. The outcome of this check is an error, the MAP\_OPEN response with:

- Result set to Dialogue Refused;
- Refuse Reason set to Invalid Destination Reference or Invalid Originating Reference;
- Application Context Name set to the highest version supported,

is returned and the macro takes the error exit.

If the data values received for Destination Reference and Originating Reference are accepted for the associated application-context-name it is checked whether the Destination Reference is known if this check is required by the process that calls the macro.

If the Destination Reference (e.g. a subscribers IMSI) is unknown, the MAP\_OPEN response with

- Result set to Dialogue Refused;
- Refuse Reason set to Invalid Destination Reference;
- Application Context Name set to the highest version supported,

is returned and the macro takes the error exit.

Else, if the Destination Reference is accepted or if no check is required, the MAP\_OPEN response with

- Result set to Dialogue Accepted; and
- Application Context Name set to the received value,

is returned and

If the received version (Vr) is the one described in this version of MAP, the macro takes the OK exit, otherwise it takes the Vr exit.

## 25.1.2 Macro Receive\_Open\_Cnf

This macro is used by a user procedure after it requested opening of a dialogue towards a peer entity.

On receipt of a MAP\_OPEN Confirmation with a "Result" parameter indicating "Dialogue Accepted", the macro takes the OK exit.

If the "Result" parameter indicates "Dialogue Refused", the "Refuse-reason" parameter is examined. If the "Refuse-reason" parameter indicates "Potential Version Incompatibility", the macro terminates in a way that causes restart of the dialogue by using the version 1 protocol.

If the "Refuse-reason" parameter indicates "Application Context Not Supported" and if the received Application Context Name indicates "Version Vr" ( $V_r < V_n$ ), the macro terminates in a way that causes restart of the dialogue by using the version Vr protocol. Otherwise, the macro takes the Error exit.

If the "Refuse-reason" parameter indicates neither "Potential Version Incompatibility" nor "Application Context Not Supported", the macro takes the Error exit.

If a MAP\_U\_ABORT, a MAP\_P\_ABORT or a MAP\_NOTICE Indication is received, the macro takes the Error exit.

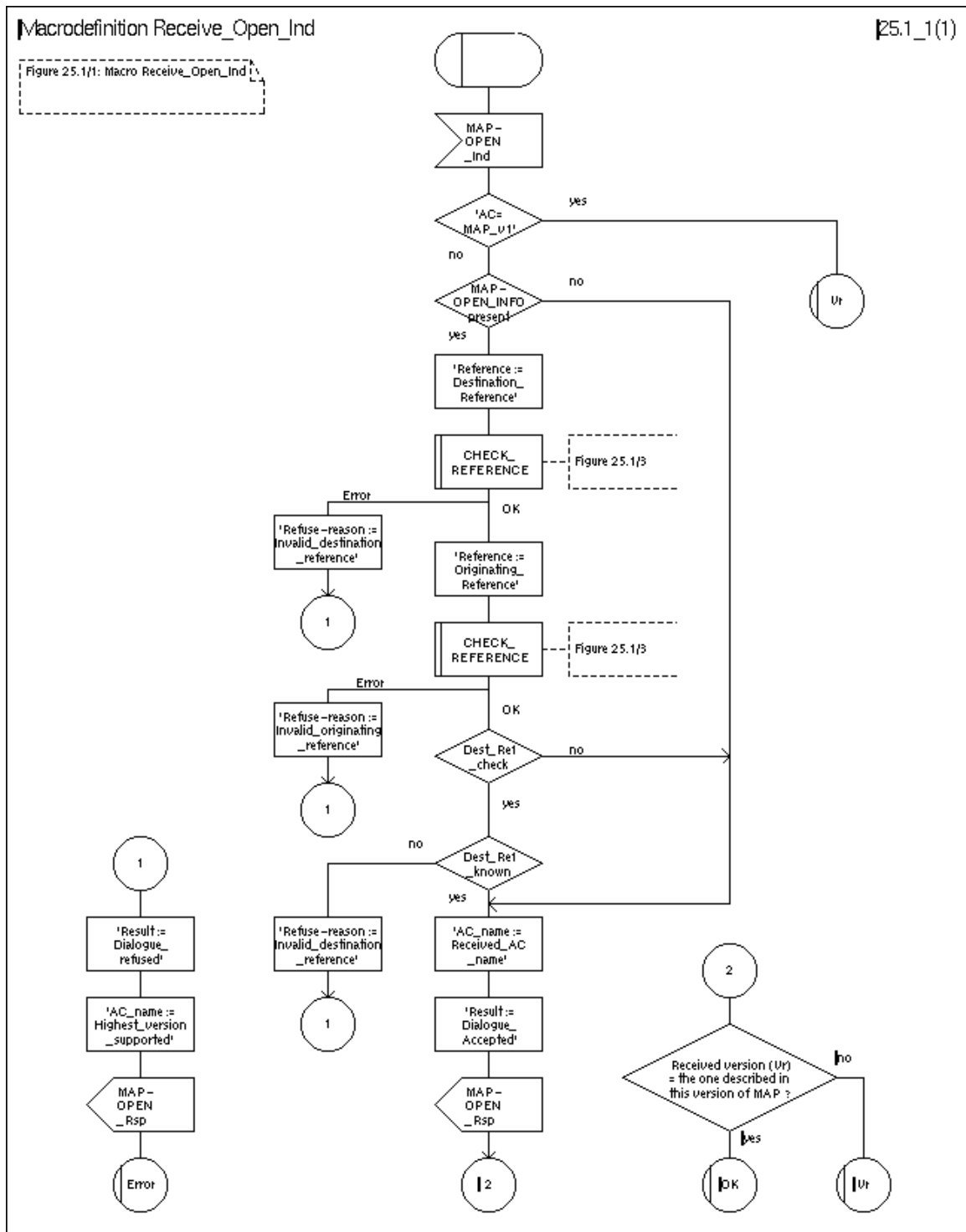


Figure 25.1/1: Macro Receive\_Open\_Ind

Macrodefinition Receive\_Open\_Cnf

25.1\_2(1)

Figure 25.1/2: Macro to receive a MAP\_OPEN\_Cnf

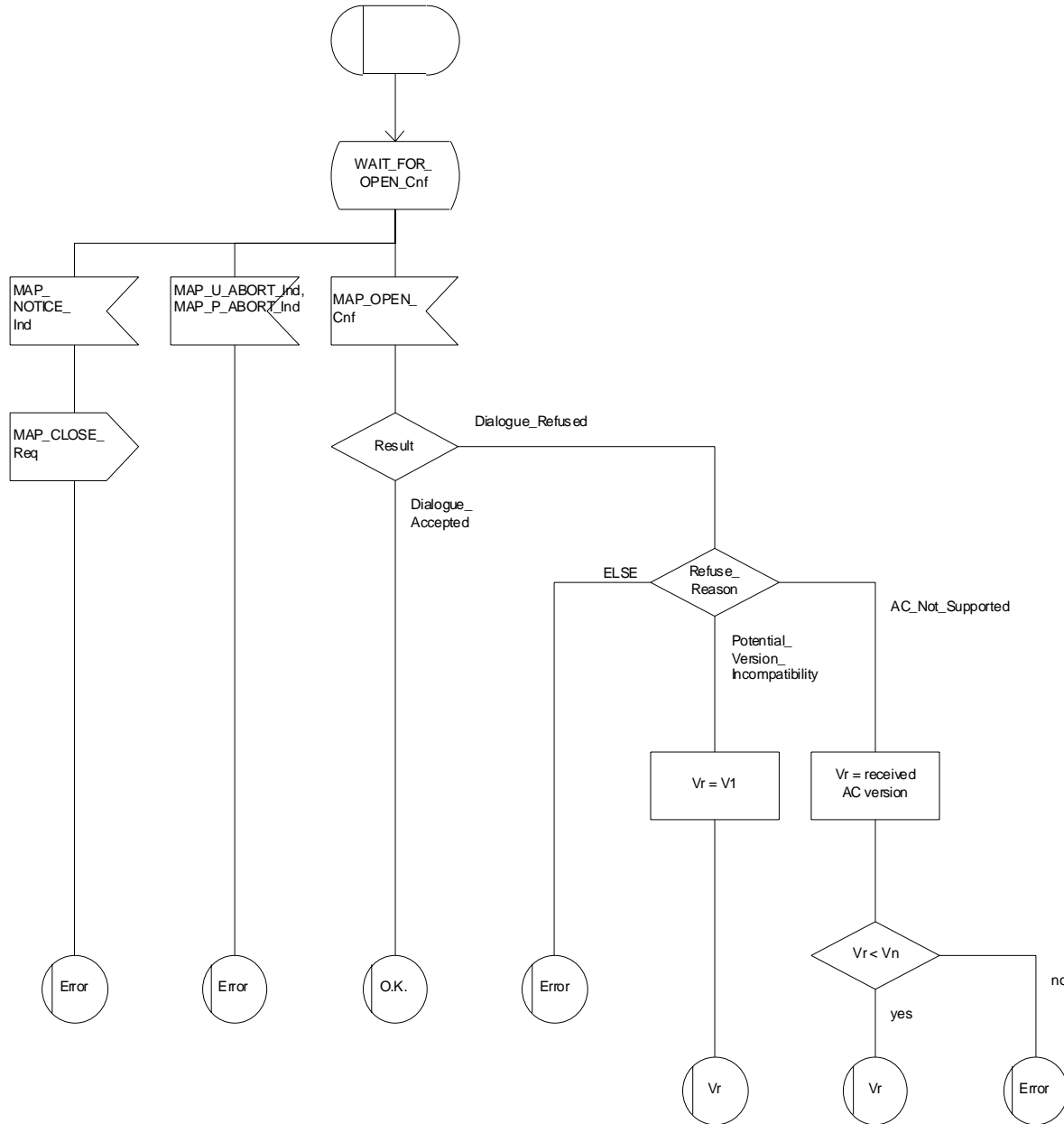


Figure 25.1/2: Macro Receive\_Open\_Cnf

Macrodefinition CHECK\_REFERENCE

25.1\_3(1)

Figure 25.1/3: Check of Destination Reference and Originating Reference received in a MAP-OPEN indication primitive

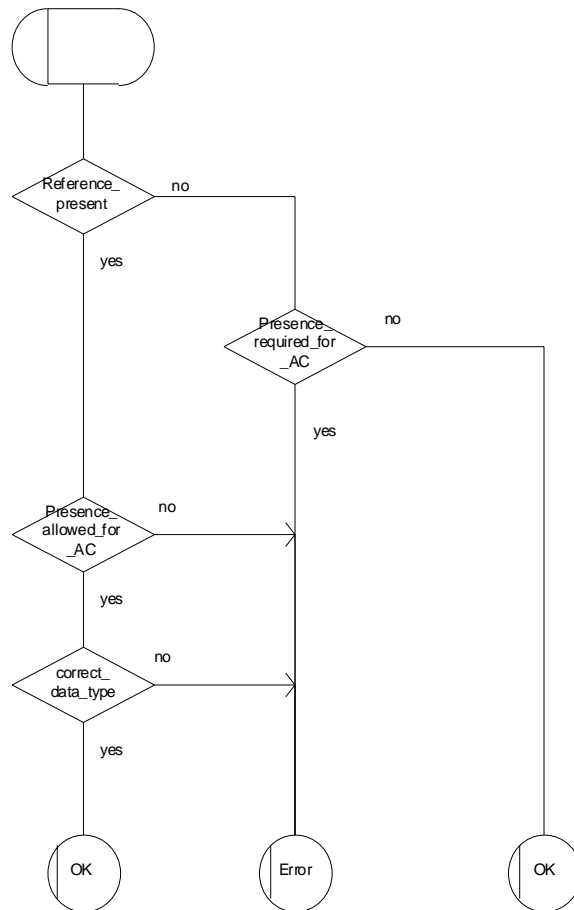


Figure 25.1/3: Macro CHECK\_REFERENCE

## 25.2 Macros to check the content of indication and confirmation primitives

### 25.2.1 Macro Check\_Indication

If a parameter required by the application is missing from the indication, the macro takes the error exit, with a user error of "Data Missing".

If a parameter not expected by the application is present in the indication, or an expected parameter has a value not in the set of values permitted by the application, the macro takes the error exit, with a user error of "Unexpected Data Value".

Otherwise the macro takes the "OK" exit.

The macro is shown in figure 25.2/1.

### 25.2.2 Macro Check\_Confirmation

If the confirmation contains a provider error the macro issues a MAP CLOSE request and takes the provider error exit.

Otherwise, if the confirmation contains a user error the macro takes the user error exit.

Otherwise, if a parameter required by the application is missing from the confirmation, or a parameter not expected by the application is present in the confirmation, or an expected parameter has a value not in the set of values permitted by the application, the macro takes the data error exit.

Otherwise the macro takes the "OK" exit.

The macro is shown in figure 25.2/2.



Macrodefinition Check\_Indication

25.2\_1(1)

Figure 25.2/1: Macro to check the parameters of an indication primitive

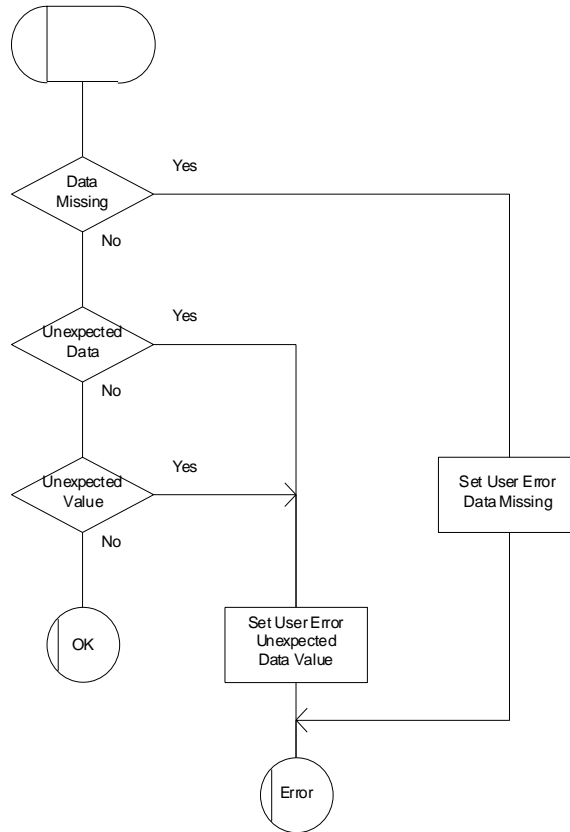


Figure 25.2/1: Macro Check\_Indication

Macrodefinition Check\_Confirmation

25.2\_2(1)

Figure 25.2/2: Macro to check the parameters of a confirmation primitive

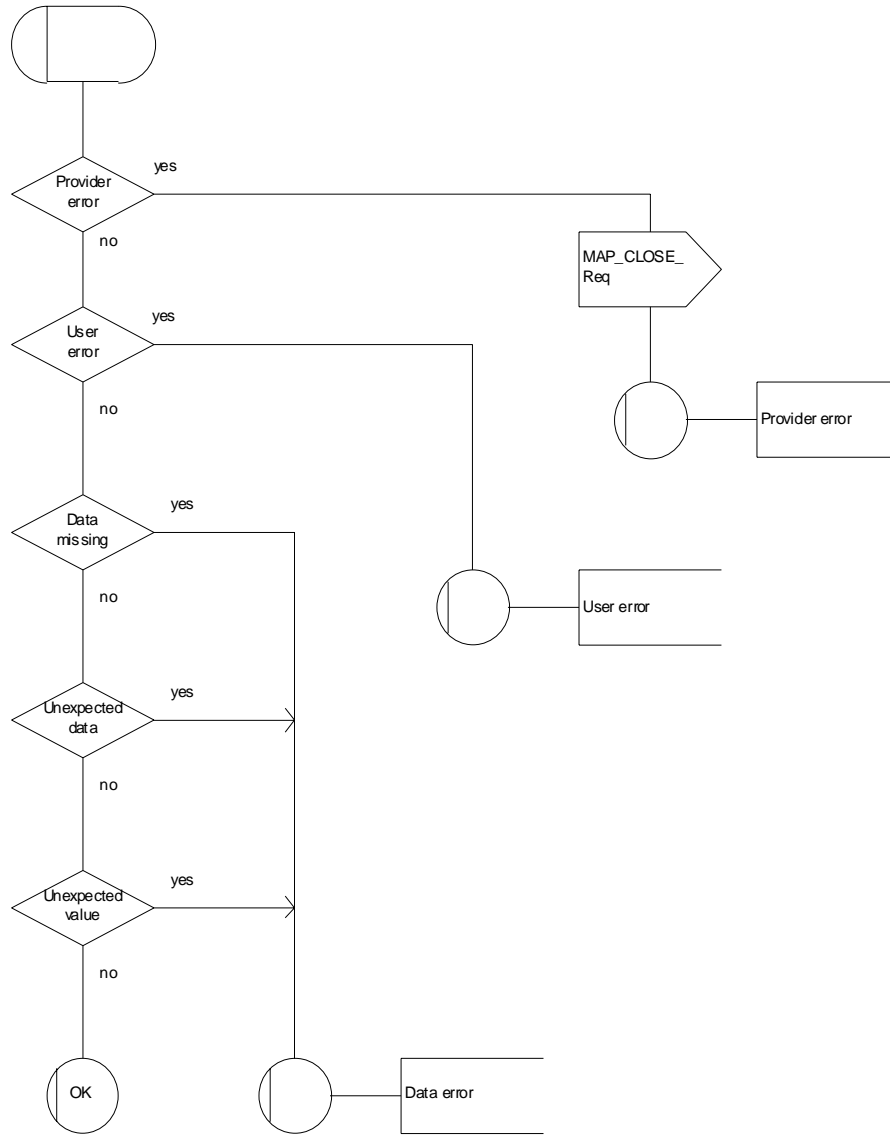


Figure 25.2/2: Macro Check\_Confirmation

## 25.3 The page and search macros

### 25.3.1 Macro PAGE\_MSC

This macro (see figure 25.3/1) is called if a mobile terminating call set-up, an unstructured SS notification, a network-initiated unstructured SS request or a mobile terminating short message is to be delivered to the MS and the current location area identity of the MS is known in the VLR.

When the MSC receives a MAP\_PAGE indication, parameter checks are performed first (macro Check\_Indication, see subclause 25.2). If parameter errors are detected, the MSC returns a MAP\_PAGE response containing the appropriate error cause and the macro terminates with unsuccessful outcome.

Thereafter, several checks on the indication content are performed. The macro terminates by returning the MAP\_PAGE response with error:

Unknown Location Area if the LAI is not known in the MSC;

System Failure if the call has been released by the calling subscriber or the SMS or SS transaction for this subscriber has been released by the originating entity in the meantime.

Next, the MSC checks if an MM-connection over the radio link already exists for the given IMSI. If so,

- in the case of mobile terminating call set-up the MSC determines whether the busy condition can be established (see GSM 02.01 for a definition of busy states). If the MSC determines that the MS is busy, it returns a MAP\_PAGE response with error Busy Subscriber, qualified by either More Calls Allowed or No More Calls Allowed. The macro then terminates with unsuccessful outcome.
- if the service requested is short message service or an unstructured SS notification or network-initiated unstructured SS request, or if the service is mobile terminating call set-up, but the existing connection is for signalling purposes only (i.e. a service different from call set-up), the access connection status is set according to the characteristics of the existing connection (i.e. RR-connection established, ciphering mode on/off, MM-connection existing and authenticated or not), and the macro terminates with successful outcome.

If no MM-connection for the given IMSI exists, paging is initiated at the radio interface within all cells of the location area indicated by the VLR. If the VLR provided the TMSI, the MSC uses it to identify the MS at the radio interface; otherwise the MSC uses the IMSI. The IMSI will also be used to determine the page group (see GSM 04.08). There are several possible outcomes of paging:

- the MS responds to paging, causing the access connection status to be set accordingly (i.e. no RR-connection, in which case other values are not significant), and the macro terminates with successful outcome;
- the MS responds with a channel request containing an establishment cause which is not "answer to paging". The MSC sends a MAP\_PAGE response primitive with user error Busy Subscriber before the macro terminates with unsuccessful outcome. This will give priority to the mobile originating request. Alternatively, as an implementation option, the MSC may treat this as a response to paging, which will give priority to the mobile terminating request.
- there is no response from the MS. The MSC sends a MAP\_PAGE response primitive with user error Absent Subscriber before the macro terminates with unsuccessful outcome;
- the call handling connection or MAP transaction on which the call, SMS or unstructured SS transaction is waiting for delivery, is released before a response is received from the MS (indicated in the SDL by the input signal I-REL). The MAP transaction with the VLR will be released in this case by a MAP\_U\_ABORT request, and the unsuccessful macro termination will indicate transaction termination.
- the MAP transaction with the VLR may be released by receiving a MAP\_U\_ABORT or MAP\_P\_ABORT indication. The call handling connection or MAP transaction on which the call, SMS or unstructured SS transaction is waiting for delivery, is released (indicated in the SDL by the output signal I-REL), and the unsuccessful macro termination will indicate transaction termination.

### 25.3.2 Macro Search\_For\_MS\_MSC

This macro (see figure 25.3/2) is called if a mobile terminating call set-up, an unstructured SS notification, a network-initiated unstructured SS request or a mobile terminating short message is to be delivered to the MS and the current location area identity of the MS is not known in VLR.

When the MSC receives a MAP\_SEARCH\_FOR\_MS Indication, parameter checks are performed first (macro Check\_indication, see subclause 25.2). If parameter errors are detected, the MSC returns a MAP\_SEARCH\_FOR\_MS response containing the appropriate error cause and the macro terminates with unsuccessful outcome.

Thereafter, the MSC checks whether the call or the SMS or SS transaction still exists in the MSC. If the call or the SMS or SS transaction has been released, the MSC returns a MAP\_SEARCH\_FOR\_MS response with error System Failure and the macro terminates with unsuccessful outcome.

Next, the MSC checks if an MM-connection over the radio link already exists for the given IMSI. If so,

- in the case of mobile terminating call set-up the MSC determines whether the busy condition can be established (see GSM 02.01 for a definition of busy states). If the MSC determines that the MS is busy, it returns a MAP\_SEARCH\_FOR\_MS response with error Busy Subscriber, qualified by either More Calls Allowed or No More Calls Allowed. The macro then terminates with unsuccessful outcome.
- if the service requested is short message service or an unstructured SS notification or network-initiated unstructured SS request, or if the service is mobile terminating call set-up, but the existing connection is for signalling purposes only (i.e. a service different from call set-up), a MAP\_SEARCH\_FOR\_MS response containing the IMSI and current location area identification of the called MS is returned to the VLR. The access connection status is set according to the characteristics of the existing connection (i.e. RR-connection established, ciphering mode on/off, MM-connection existing and authenticated or not), and the macro terminates with successful outcome.

If no MM-connection for the given IMSI exists, paging is initiated at the radio interface within all cells of all location areas of the VLR, using the IMSI to identify the subscriber and the page group (see GSM 04.08). There are several possible outcomes of paging:

- the MS responds to paging, causing a MAP\_SEARCH\_FOR\_MS response containing the IMSI and current location area identification of the called MS to be returned to the VLR. The access connection status will be set accordingly (i.e. no RR-connection, in which case other values are not significant), and the macro terminates with successful outcome.
- the MS responds with a channel request containing an establishment cause which is not "answer to paging". The MSC sends a MAP\_SEARCH\_FOR\_MS response primitive with user error "Busy Subscriber" before the macro terminates with unsuccessful outcome. This will give priority to the mobile originating request. Alternatively, as an implementation option, the MSC may treat this as a response to paging, which will give priority to the mobile terminating request.
- there is no response from the MS. The MSC sends a MAP\_SEARCH\_FOR\_MS response primitive with user error "Absent Subscriber" before the macro terminates with unsuccessful outcome.
- the call handling connection or MAP transaction on which the call, SMS or unstructured SS transaction is waiting for delivery, is released before a response is received from the MS (indicated in the SDL by the input signal I-REL). The MAP transaction with the VLR will be released in this case by a MAP\_U\_ABORT request, and the unsuccessful macro termination will indicate transaction termination.
- the MAP transaction with the VLR may be released by receiving a MAP\_U\_ABORT or MAP\_P\_ABORT indication. The call handling connection or MAP transaction on which the call, SMS or unstructured SS transaction is waiting for delivery, is released (indicated in the SDL by the output signal I-REL), and the unsuccessful macro termination will indicate transaction termination.

Macrodefinition Page\_MSC

25.3\_1(1)

Figure 25.3/1:  
Macro Page\_MSC

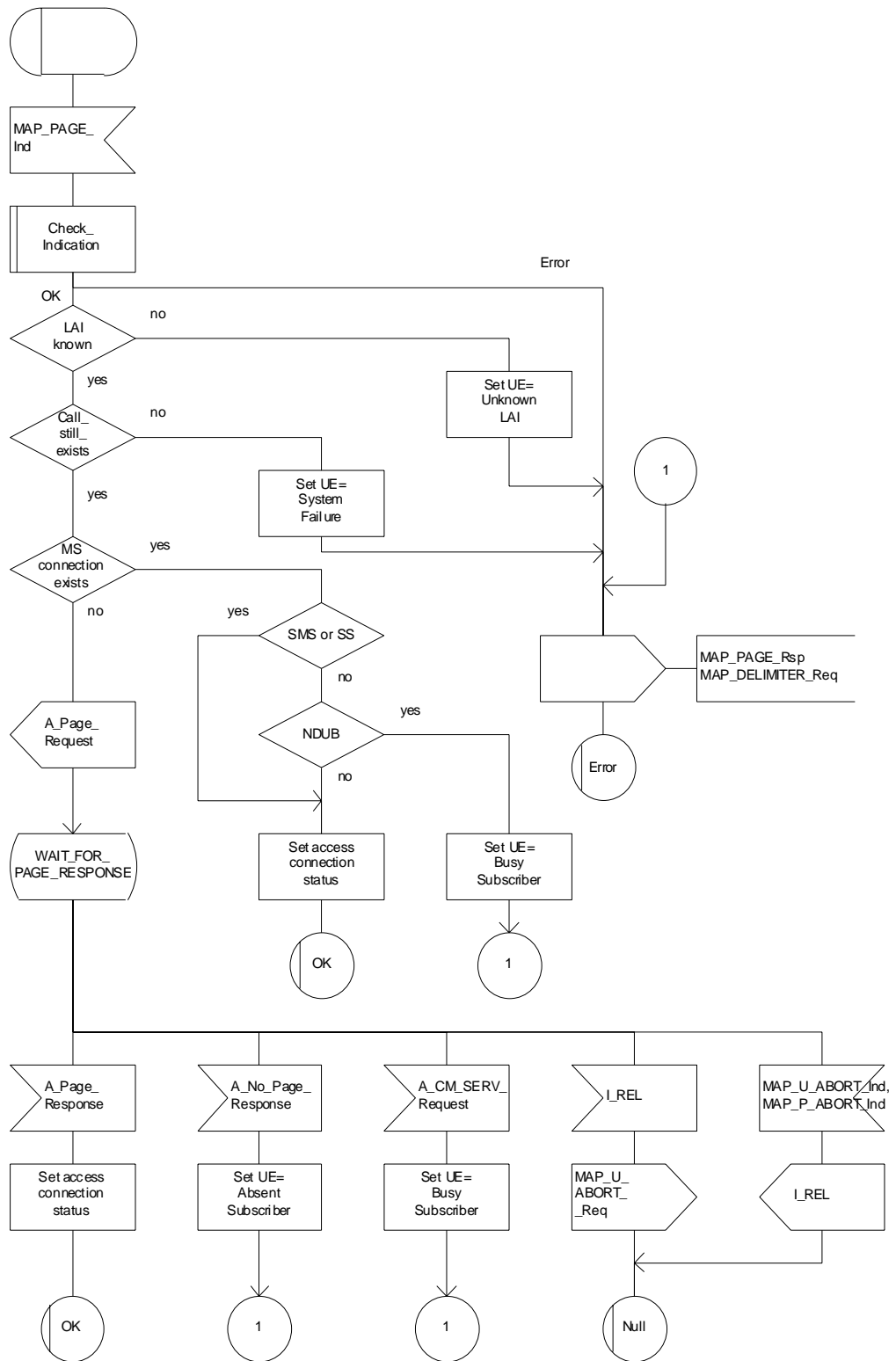


Figure 25.3/1: Macro Page\_MSC

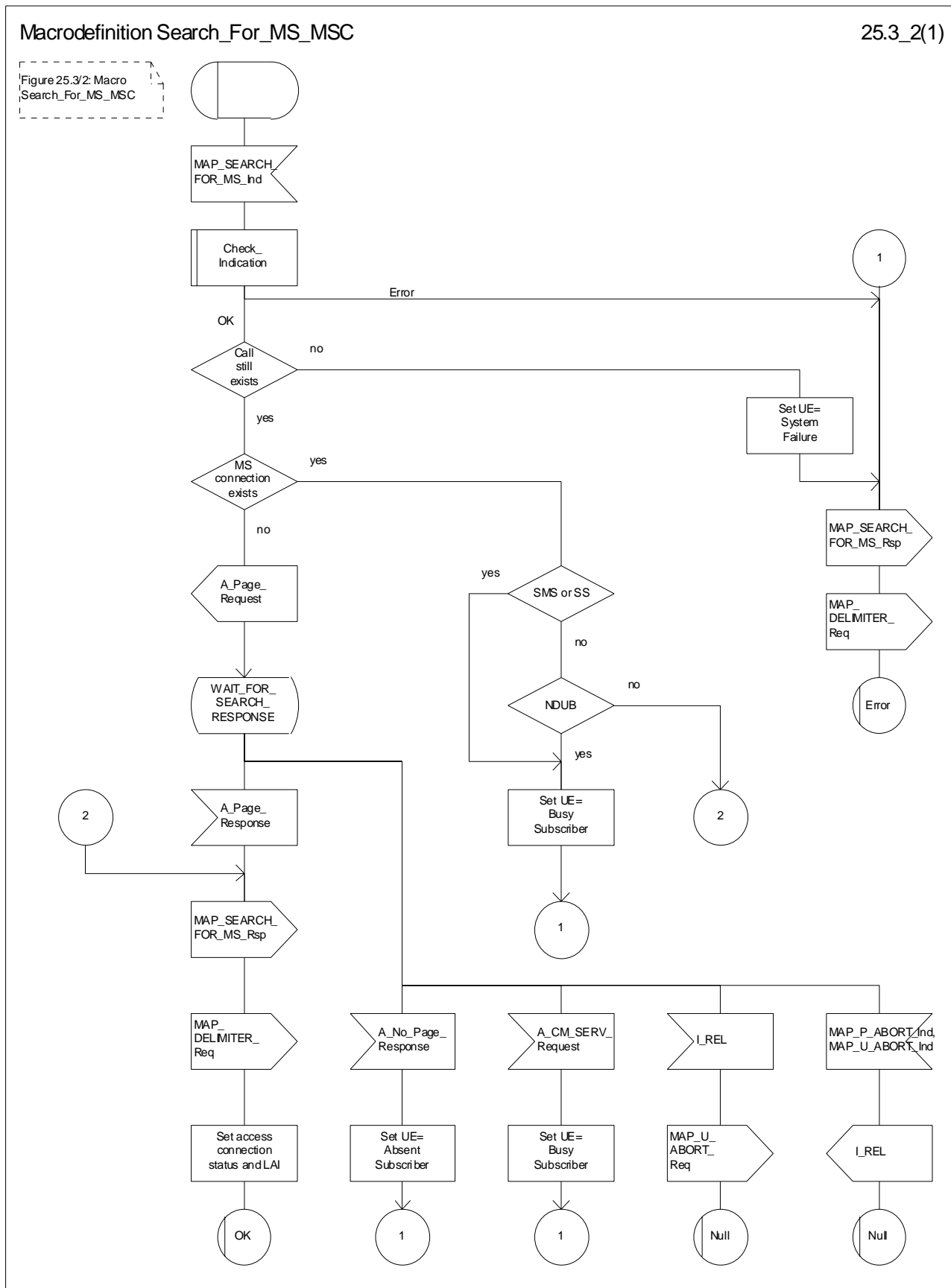


Figure 25.3/2: Macro Search\_for\_MS\_MSC

## 25.4 Macros for handling an Access Request

These macros are invoked when a MS accesses the network, e.g. to set up an outgoing call or when responding to paging. The macro handles identification and authentication of the mobile subscriber as well as invocation of security related features (see GSM 02.09).

### 25.4.1 Macro Process\_Access\_Request\_MSC

This macro is invoked by any procedure receiving an access request from the MS, e.g. the page response at mobile terminating call set-up or the request for outgoing call set-up.

If no dialogue with the VLR exists (e.g. within the procedure for outgoing call set-up), the MSC will open a dialogue towards the VLR by sending a MAP\_OPEN request without any user specific parameters.

In any case, the parameters received from the MS are mapped to a MAP\_PROCESS\_ACCESS\_REQUEST request primitive, containing:

- the received subscriber identification (IMSI, TMSI) or - in case of emergency call set-up - an IMEI;
- the CM service type, indicating the type of request;
- the status of the access connection, i.e. whether a connection to this MS already exists and if so, whether it is already authenticated and ciphered;
- the current location area id of the MS; and
- the CKSN received from the MS.

If opening of the dialogue was required, the MSC will wait for the dialogue confirmation (see macro Receive\_Open\_Confirmation, subclause 25.1), leading either to:

- immediate unsuccessful exit from the macro, in case no dialogue is possible;
- reversion to MAP version one dialogue if indicated by the VLR. The macro terminates with unsuccessful outcome, as the complete dialogue will be covered by the version one procedure, so that no further action from the calling process is required;
- continuation as given below, if the dialogue is accepted by the VLR.

The MSC waits then for the MAP\_PROCESS\_ACCESS\_REQUEST confirmation. In between, several other indications may be received from the VLR:

- the MSC may receive a MAP\_PROVIDE\_IMSI indication, handled by the macro Obtain\_IMSI\_MSC defined in subclause 25.8. In case of positive outcome, the procedure continues waiting for the MAP\_PROCESS\_ACCESS\_REQUEST confirmation, else the macro terminates with unsuccessful outcome;
- the MSC may receive a MAP\_AUTHENTICATE indication, handled by the macro Authenticate\_MSC defined in subclause 25.5. In case of positive outcome, the procedure continues waiting for the MAP\_PROCESS\_ACCESS\_REQUEST confirmation, else the macro terminates with unsuccessful outcome;
- the MSC may receive a MAP\_TRACE\_SUBSCRIBER\_ACTIVITY indication, handled by the macro Trace\_Subscriber\_Activity\_MSC defined in subclause 25.9;
- the MSC may receive a MAP\_SET\_CIPHERING\_MODE indication, which will be stored for initiating ciphering later on;
- the MSC may receive a MAP\_CHECK\_IMEI indication, handled by the macro Check\_IMEI\_MSC defined in subclause 25.6. In case of positive outcome, the procedure continues waiting for the MAP\_PROCESS\_ACCESS\_REQUEST confirmation, else the macro terminates with unsuccessful outcome;
- the MSC may receive a MAP\_Obtain\_IMEI indication, handled by the macro Obtain\_IMEI\_MSC defined in subclause 25.6. In case of positive outcome, the procedure continues waiting for the MAP\_PROCESS\_ACCESS\_REQUEST confirmation, else the macro terminates with unsuccessful outcome;

- the MSC may receive a MAP\_U\_ABORT or MAP\_P\_ABORT indication, or a premature MAP\_CLOSE indication from the VLR. In all these cases, the macro terminates with unsuccessful outcome, after sending the appropriate reject towards the MS (see GSM 09.10);
- the MSC may receive a MAP\_NOTICE indication from the VLR. In this case, the dialogue towards the VLR is terminated by a MAP\_CLOSE primitive, the appropriate reject is sent towards the MS (see GSM 09.10), and the macro terminates with unsuccessful outcome;
- the MSC may receive an indication for release of the radio path, in which case the dialogue towards the VLR will be terminated by a MAP\_U\_ABORT primitive, containing the diagnostic information Radio Channel Release.

When the MAP\_PROCESS\_ACCESS\_REQUEST confirmation is received, the parameters of this primitive are checked first. In case of unsuccessful outcome of the service, the MAP User Error received is mapped onto the appropriate radio interface message (see GSM 09.10), before the macro terminates with unsuccessful outcome.

In case of positive outcome of the service, ciphering is initiated on the radio path, if this had been requested by the VLR (see above). Otherwise, if the access request was not triggered by a page response from the MS, the access request is accepted explicitly by sending a CM\_Service\_Accept message to the MS. If the access request was triggered by a page response from the MS then no CM Service Accept message is sent.

After ciphering has been initiated, the MSC will wait for the MAP\_FORWARD\_NEW\_TMSI indication from the VLR. While waiting, the MSC may receive:

- a MAP\_U\_ABORT or MAP\_P\_ABORT indication, or a premature MAP\_CLOSE indication from the VLR. In these cases, the macro terminates with unsuccessful outcome, after sending a release request towards the MS (see GSM 09.10);
- a MAP\_NOTICE indication from the VLR. In this case, the dialogue towards the VLR is terminated by a MAP\_CLOSE primitive, the appropriate reject is sent towards the MS (see GSM 09.10), and the macro terminates with unsuccessful outcome;
- an indication for release of the radio path, in which case the dialogue towards the VLR will be terminated by a MAP\_U\_ABORT primitive, containing the diagnostic information Radio Channel Release;
- a MAP\_DELIMITER request from the VLR. This will be taken as a successful outcome of the macro (i.e. the VLR did not require TMSI reallocation), and it terminates successfully;
- an A\_SETUP request from the MS. This will be saved for handling by the procedure which invoked the macro Process\_Access\_Request\_MSC after the macro has terminated.

When the MAP\_FORWARD\_NEW\_TMSI indication is received in the MSC, the TMSI Reallocation Command is sent to the MS, and the MSC waits for an acknowledgement from the MS. In case a positive acknowledgement is received, the MSC sends an empty MAP\_FORWARD\_NEW\_TMSI response primitive to the VLR and terminates successfully. Else, the dialogue is terminated locally (MAP\_CLOSE\_Req with Release method Prearranged End) without any further action.

If the MSC receives an A\_SETUP request while it is waiting for the TMSI acknowledgement from the MS, the A\_SETUP is saved for handling by the procedure which invoked the macro Process\_Access\_Request\_MSC after the macro has terminated.

If the dialogue is aborted by the VLR while waiting for the TMSI acknowledgement from the MS, the MSC regards the access request to be failed and terminates with unsuccessful outcome, after sending a release request towards the MS (see GSM 09.10).



Macrodefinition Process\_Access\_Request\_MSC

25.4\_1.1(3)

Figure 25.4/1: Macro for processing the access request in MSC

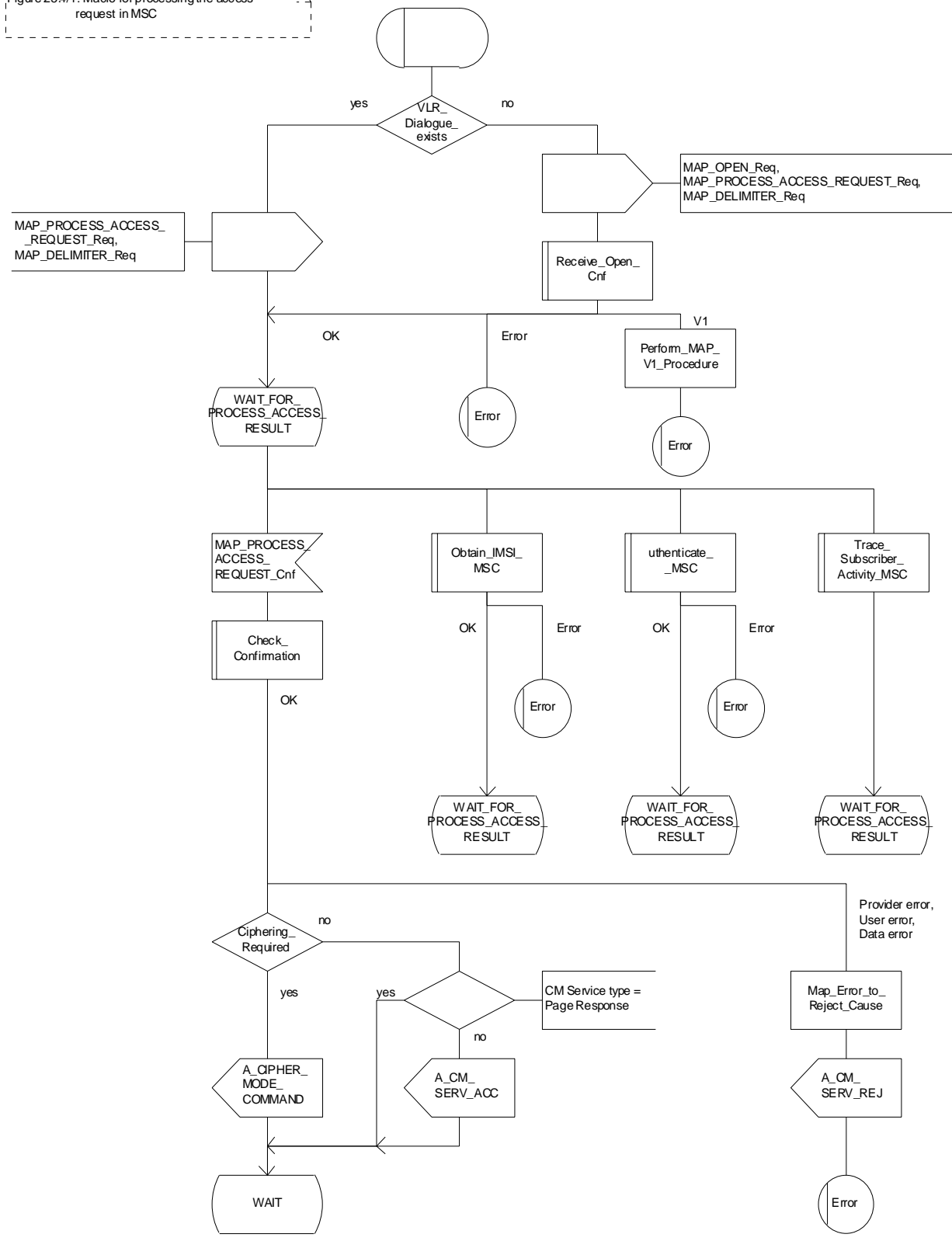


Figure 25.4/1 (sheet 1 of 3): Macro Process\_Access\_Request\_MSC

Macrodefinition Process\_Access\_Request\_MSC

25.4\_1.2(3)

Figure 25.4/1: Macro for processing the access request in MSC

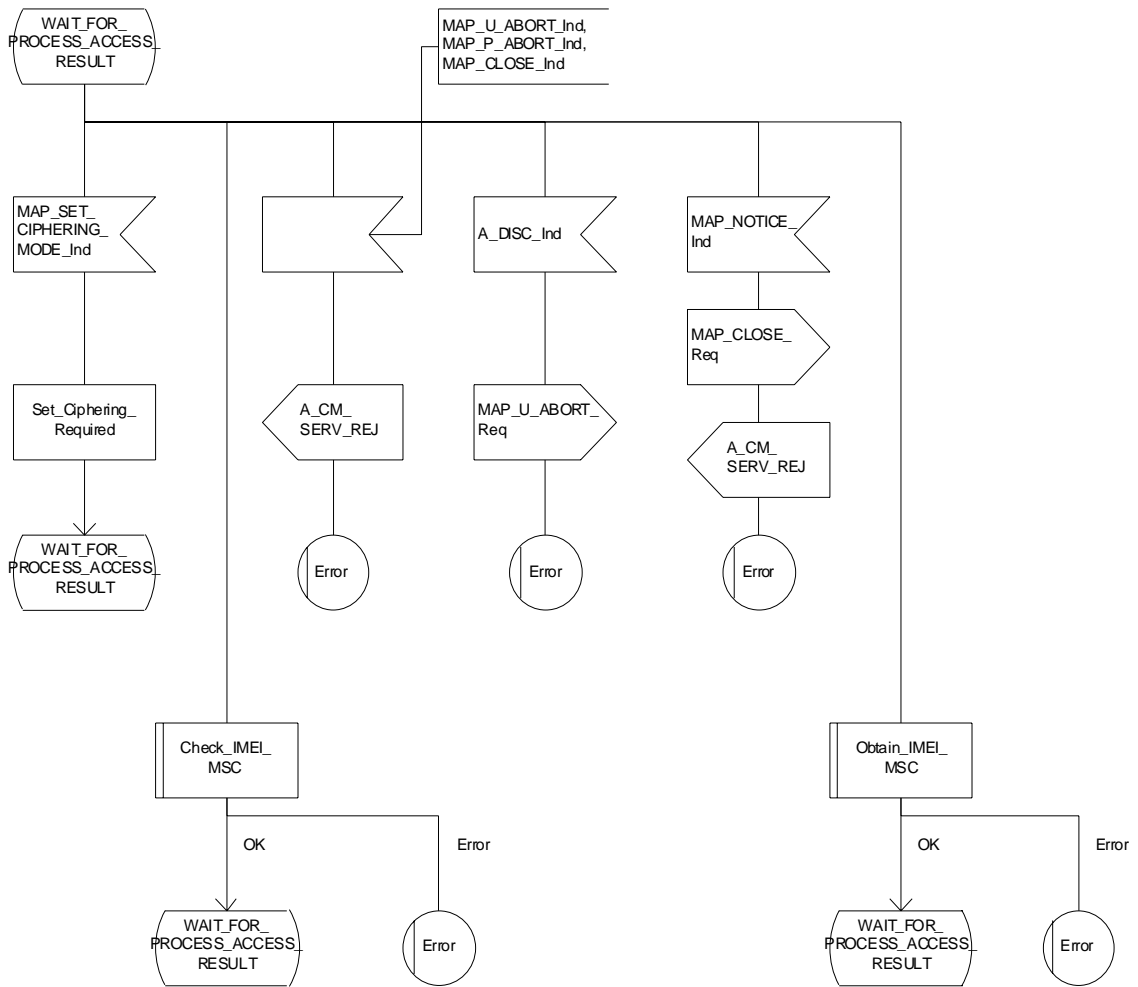


Figure 25.4/1 (sheet 2 of 3): Macro Process\_Access\_Request\_MSC

Macrodefinition Process\_Access\_Request\_MSC

25.4\_1.3(3)

Figure 25.4/1: Macro for processing the access request in MSC

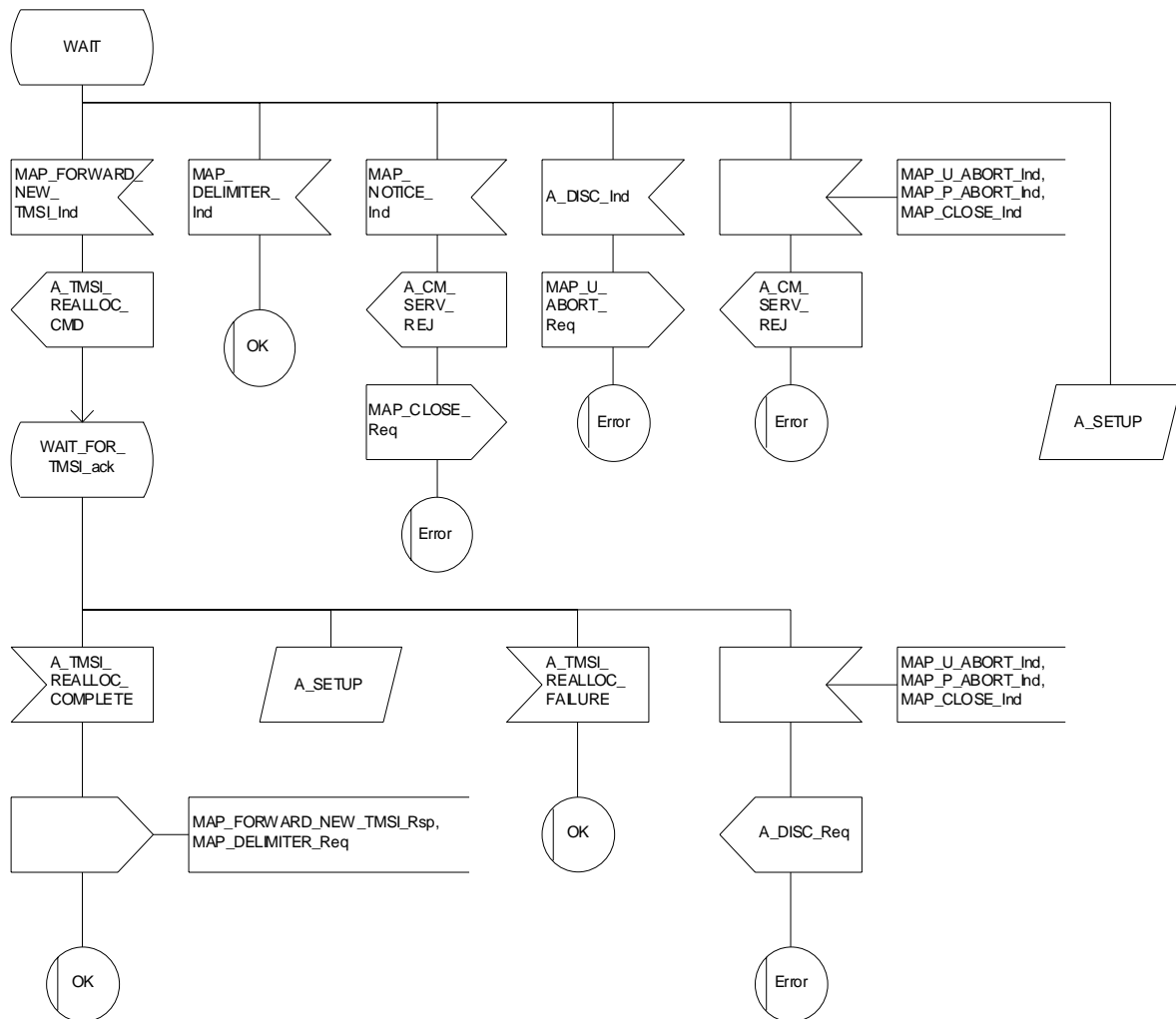


Figure 25.4/1 (sheet 3 of 3): Macro Process\_Access\_Request\_MSC

## 25.4.2 Macro Process\_Access\_Request\_VLR

When the VLR receives a MAP\_PROCESS\_ACCESS\_REQUEST indication, the VLR will check this indication first (macro Check\_Indication, see subclause 25.2). In case of negative outcome, the macro will proceed with the error handling described below.

If the indication data are correct, it is checked first whether the subscriber identification (IMSI or TMSI) is known if included:

- if the identification is not known, the IMSI may be requested from the MS, described in the macro Identification\_Procedure (see below) with outcome:
  - OK, if a IMSI known in the VLR has been received;
  - Error, if the VLR did not recognize the subscriber's identity. The macro will proceed with the error handling described below;
  - Aborted, if the transaction to the MSC is released. The macro will terminate immediately with unsuccessful.

In case the identity received is an IMEI, the error System Failure is set and the macro proceeds with the error handling described below.

NOTE: Emergency Call with IMEI may be accepted within the error handling phase.

For a known subscriber the authentication check is performed next (see macro Authenticate\_VLR, subclause 25.5), if required. If a negative result is received, the VLR proceeds on receipt of user error:

- illegal subscriber depending on the identity used for authentication;

In case IMSI is already used or no new authentication attempt with IMSI shall not be performed (operator option), the error Illegal Subscriber is set and the macro proceeds with the error handling described below.

If a new authentication attempt with IMSI shall be performed, the IMSI is requested from the MS (macro Obtain\_IMSI\_VLR, see subclause 25.8):

- the authentication will be performed again if a IMSI known in the VLR is received;
- the error Unidentified Subscriber is set and the macro proceeds with the error handling described below, if the IMSI received is unknown in VLR;
- if the IMSI request procedure fails for any other reason, the error System Failure is set and the macro proceeds with the error handling described below;
- if the dialogue has been aborted during the IMSI request, the macro terminates immediately with unsuccessful outcome;
- unknown subscriber by setting the error Unidentified Subscriber and proceeding with the error handling described below.

NOTE: This can occur only in case of data inconsistency between HLR and VLR;

- procedure error by setting the error System Failure and proceeding with the error handling described below;
- null (i.e. the dialogue towards the MSC is terminated) by terminating immediately with unsuccessful outcome.

The MS access is accepted if no authentication is required or after successful authentication. Then, the indicator "Confirmed by Radio Contact" is set to "Confirmed". If the indicator "Location Information Confirmed in HLR" is set to "Not Confirmed", HLR updating will be started as an independent process (Update\_Location\_VLR, see subclause 19.1.1.6).

If the indicator "Confirmed by HLR" is set to "Not Confirmed", the error Unidentified Subscriber is set and the macro proceeds with the error handling described below.

If roaming is not allowed in the location area indicated in the Current Location Area Id parameter, the error Roaming Not Allowed qualified by the roaming restriction reason is set and the macro proceeds with the error handling described below.

In case roaming is allowed, the IMSI is set to attached and the process for notifying the HLR that the subscriber is present is started if required (Subscriber Present VLR, see subclause 25.10).

At next, tracing is invoked if required by the operator (macro Trace\_Subscriber\_Activity\_VLR, see subclause 25.9). Thereafter,

if ciphering is not required, IMEI checking is invoked if required by the operator (see macro Check\_IMEI\_VLR defined in subclause 25.6).

The error Illegal Equipment is set in case of unsuccessful outcome of the IMEI check, the subscriber is marked as detached and the macro proceeds with the error handling described below.

The macro terminates immediately with unsuccessful outcome if the MSC dialogue has been released during the IMEI check.

Else, the macro terminates successfully by returning the MAP\_PROCESS\_ACCESS\_REQUEST response containing the IMSI to indicate acceptance of the MS access.

if ciphering is required, the MAP\_SET\_CIPHERING\_MODE request containing:

- the cipher mode indicating the cipher algorithm required; and
- the cipher key to be used;

is sent to the MSC.

As a further operator option, IMEI checking may be performed next.

The error Illegal Equipment is set in case of unsuccessful outcome of the IMEI check, the subscriber is marked as detached and the macro proceeds with the error handling described below.

The macro terminates immediately with unsuccessful outcome if the MSC dialogue has been released during the IMEI check.

Else, the macro terminates successfully by returning the MAP\_PROCESS\_ACCESS\_REQUEST response containing the IMSI to indicate acceptance of the MS access.

IF no TMSI reallocation is required (again an operator option), the macro terminates thereafter. Else, TMSI reallocation is performed by sending a MAP\_FORWARD\_NEW\_TMSI request, containing the new TMSI as parameter. The old TMSI will be frozen until an acknowledgement from the MS has been received. Before the macro terminates, the VLR will wait for the MAP\_FORWARD\_NEW\_TMSI response, containing no parameters if reallocation has been confirmed by the MS, or a Provider Error, otherwise, in which case the old TMSI is kept frozen to avoid double allocation. In this case, both the old as the new TMSI are subsequently regarded valid when used by the MS.

### **Error handling**

In case some error is detected during handling the access request, a respective error has been set. Before returning this error cause to the MSC in a MAP\_PROCESS\_ACCESS\_REQUEST response, it need to be checked whether this access is for emergency call set-up, as this will require extra treatment.

If the CM Service type given in the MAP\_PROCESS\_ACCESS\_REQUEST indication is emergency call set-up, it is checked whether EC set-up in the particular error situation is permitted (operator option). If so, it is checked whether the IMEI is required, and if so the IMEI is requested from the MS (macro Obtain\_IMEI\_VLR, see subclause 25.6).

The macro will terminate immediately with unsuccessful outcome if the MSC transaction has been aborted during the IMEI retrieval.

In case of an error reported back from IMEI retrieval, MAP\_PROCESS\_ACCESS\_REQUEST response containing the error cause set previously is returned to the MSC, the dialogue is closed (MAP\_CLOSE request indicating normal release) and the macro terminates with unsuccessful outcome.

When a subscriber identity required by the operator (IMSI or IMEI) is available, the user error set previously is deleted, the respective identity is returned in the MAP\_PROCESS\_ACCESS\_REQUEST response to indicate acceptance of emergency call, and the macro terminates with successful outcome.

In all other cases, the MAP\_PROCESS\_ACCESS\_REQUEST response containing the error cause set previously is returned to the MSC, the dialogue is closed (MAP\_CLOSE request indicating normal release) and the macro terminates with unsuccessful outcome.

### 25.4.3 Macro Identification Procedure

This macro is invoked by the macro Process\_Access\_Request\_VLR in case the subscribers identity is not known in the VLR.

If the identity received from the MS is an IMSI, the error Unidentified Subscriber will be set and reported back to the calling macro (to be sent in the MAP\_PROCESS\_ACCESS\_REQUEST response). The same error is used in case a TMSI was received from the MS, but the operator does not allow open identification of the MS.

If open identification of the MS is allowed, the macro Obtain\_IMSI\_VLR is invoked, requesting the subscribers IMSI from the MS (see subclause 25.8), with outcome

OK, in which case it is checked whether for the IMSI received there exists a subscriber record in the VLR. If so, the macro terminates successfully, else the error Unidentified Subscriber will be set and reported back to the calling macro.

Error, in which case the error System Failure will be set and reported back to the calling macro.

Aborted, i.e. the MSC transaction is released, in which the macro terminates accordingly.

Macrodefinition Process\_Access\_Request\_VLR

25.4\_2.1(3)

Figure 25.4/2:  
Macro for processing  
on access request  
in VLR

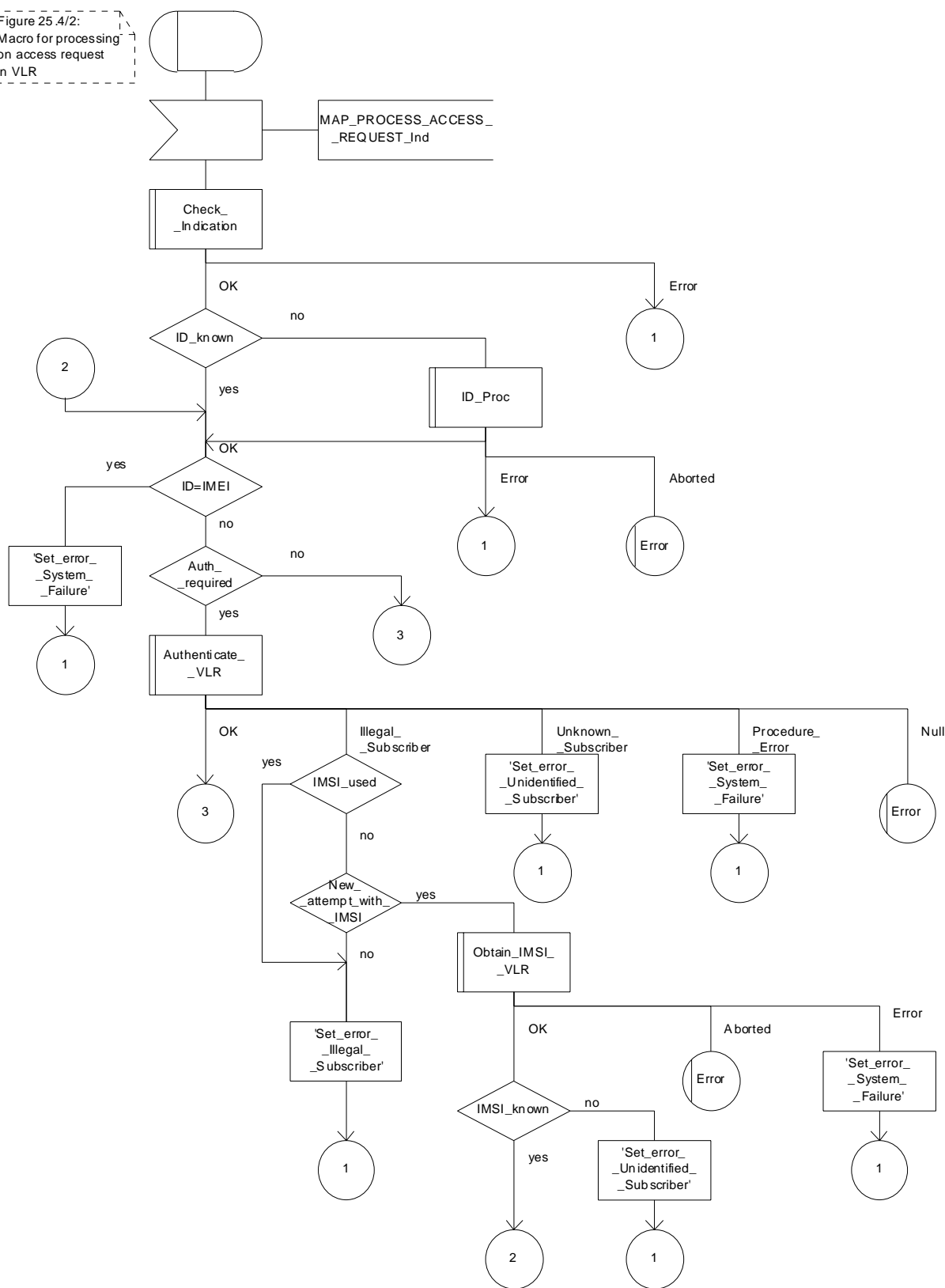


Figure 25.4/2 (sheet 1 of 3): Macro Process\_Access\_Request\_VLR

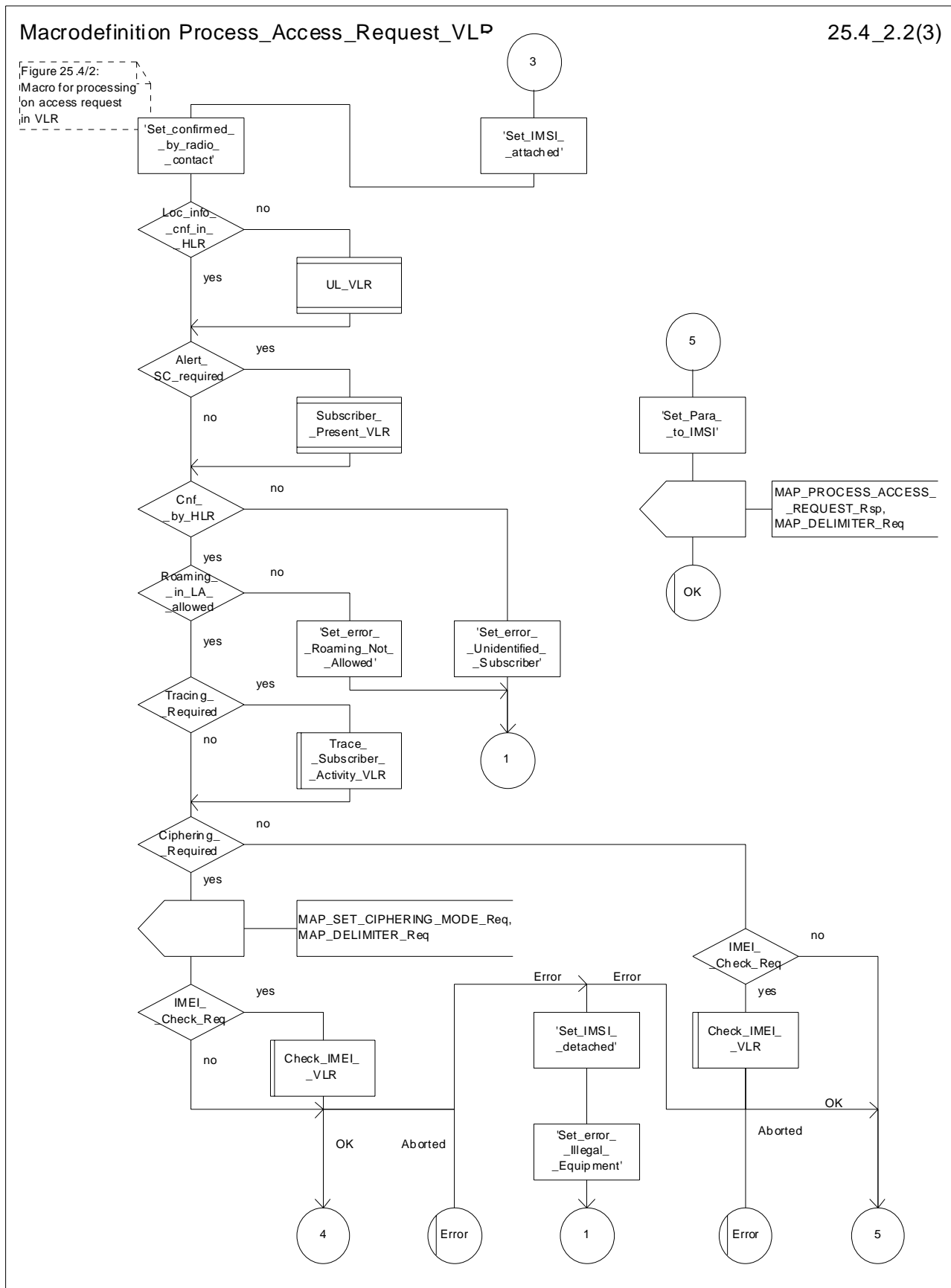


Figure 25.4/2 (sheet 2 of 3): Macro Process\_Access\_Request\_VLR



Macrodefinition Process\_Access\_Request\_VLR

25.4\_2.3(3)

Figure 25.4/2:  
Macro for processing  
on access request  
in VLR

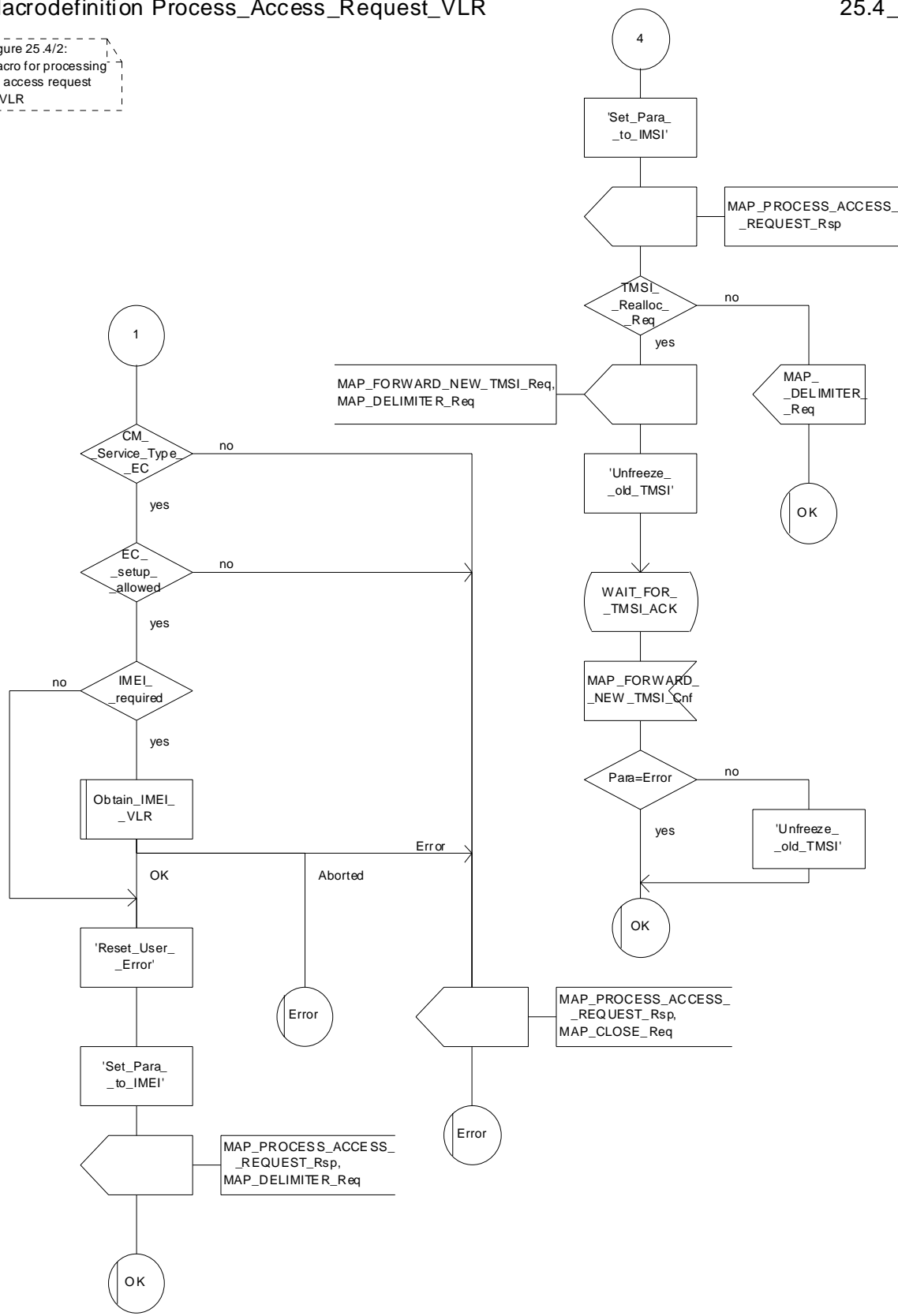


Figure 25.4/2 (sheet 3 of 3): Macro Process\_Access\_Request\_VLR

Macrodefinition ID\_Proc\_VLR

25.4\_3(1)

Figure 25.4/3

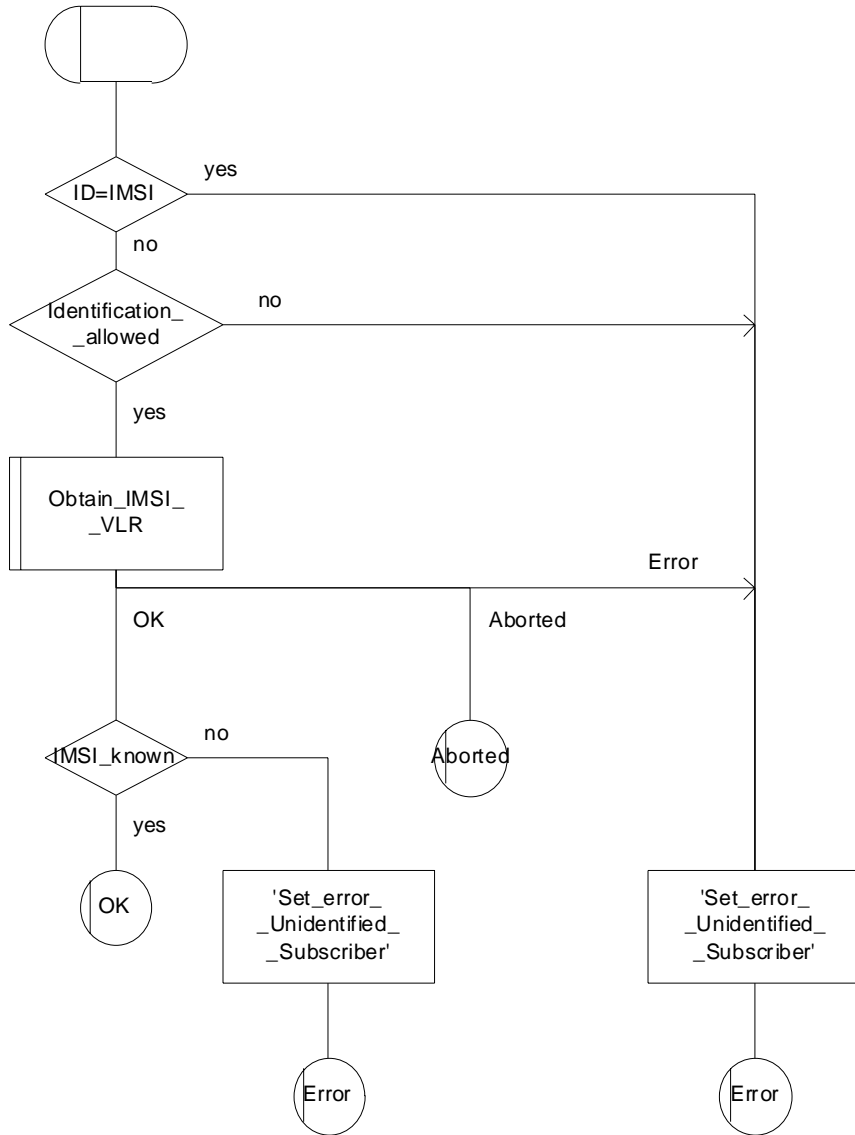


Figure 25.4/3: Macro ID\_Proc\_VLR

## 25.5 Authentication macros and processes

The following macros are used in the GSM network in order to enable authentication of a mobile subscriber.

### 25.5.1 Macro Authenticate\_MSC

This macro is used by the MSC to relay a request for authentication transparently from the VLR to the MS, wait for a response from the MS and to relay the response from the MS back to the VLR. If, while the MSC is waiting for the authentication response, the air interface connection is released or a MAP\_U\_ABORT, MAP\_P\_ABORT or MAP\_CLOSE indication is received from the VLR, then necessary connections are released and the "Error" exit is used. The macro is described in figure 25.5/1.

### 25.5.2 Macro Authenticate\_VLR

This macro is used by the VLR to control the authentication of a subscriber. The macro proceeds as follows:

- if there are not enough authentication triplets in the VLR to perform the authentication, then the macro "Obtain\_Authent\_Para\_VLR" described below is invoked. If this macro fails, then the corresponding error (Unknown Subscriber or Procedure Error) is returned to the calling process;
- if there are enough authentication triplets in the VLR, or the Obtain\_Authent\_Para\_VLR macro was successful, then a MAP\_AUTHENTICATE request is sent to the MSC. This request contains the RAND and CKSN parameters as indicated in the service description;
- the VLR then waits for a response from the MSC;
- if a MAP\_U\_ABORT, MAP\_P\_ABORT or MAP\_CLOSE indication is received from the MSC in this wait state, the VLR checks whether authentication sets are available. If no sets are available the process Obtain\_Authent\_Sets\_VLR is invoked to fetch authentication sets from the HLR. The "Null" exit is then used;
- if a MAP\_NOTICE indication is received from the MSC in this wait state, the VLR closes the dialogue with the MSC, then checks whether authentication sets are available. If no sets are available the process Obtain\_Authent\_Sets\_VLR is invoked to fetch authentication sets from the HLR. The "Null" exit is then used;
- if a MAP\_AUTHENTICATE confirmation is received by the VLR, it checks whether the received Signed Result (SRES) is identical to the stored one (see GSM 03.20). If this is not the case, the "Illegal Subscriber" exit is used. If the SRES values are identical, then the "OK" exit is used;
- before exit, the VLR may fetch a new set of triplets from the HLR. This is done by initiating a separate Obtain\_Authent\_Sets\_VLR process described below.

The macro is described in figure 25.5/2.

### 25.5.3 Process Obtain\_Authentication\_Sets\_VLR

This process is initiated by the VLR to fetch triplets from a subscriber's HLR in a stand-alone, independent manner. The Obtain\_Authent\_Para\_VLR macro described below is simply called; the process is described in figure 25.5/3.

## 25.5.4 Macro Obtain\_Authent\_Para\_VLR

This macro is used by the VLR to request authentication triplets from the HLR. The macro proceeds as follows:

- a connection is opened, and a MAP\_SEND\_AUTHENTICATION\_INFO request sent to the HLR;
- if the HLR indicates that a MAP version 1 dialogue is to be used, the VLR performs the equivalent MAP version 1 dialogue. which can return a positive result containing authentication sets, an empty positive result, or an error;
- if the dialogue opening fails, the "Procedure Error" exit is used. Otherwise, the VLR waits for the response from the HLR;
- if a MAP\_SEND\_AUTHENTICATION\_INFO confirmation is received from the HLR, the VLR checks the received data.

One of the following positive responses may be received from a MAP version 1 or MAP version 2 dialogue with the HLR:

- Authentication triplets, in which case the outcome is successful;
- Empty response, in which case the VLR may re-use old triplets, if allowed by the PLMN operator.

If the VLR cannot re-use old triplets (or no such triplets are available) then the "Procedure Error" exit is used.

If the outcome was successful or re-use of old parameters in the VLR is allowed, then the "OK" exit is used.

If an "Unknown Subscriber" error is included in the MAP\_SEND\_AUTHENTICATION\_INFO confirm or is returned by the MAP version 1 dialogue, then the "Unknown Subscriber" exit is used.

- if a MAP-U-ABORT, MAP\_P\_ABORT, MAP\_NOTICE or unexpected MAP\_CLOSE service indication is received from the MSC, then open connections are terminated, and the macro takes the "Null" exit;
- if a MAP-U-ABORT, MAP\_P\_ABORT or unexpected MAP\_CLOSE service indication is received from the HLR, then the VLR checks whether old authentication parameters can be re-used. If old parameters cannot be re-used the macro takes the "Procedure Error" exit; otherwise it takes the "OK" exit;
- if a MAP\_NOTICE service indication is received from the HLR, then the dialogue with the HLR is closed. The VLR then checks whether old authentication parameters can be re-used. If old parameters cannot be re-used the macro takes the "Procedure Error" exit; otherwise it takes the "OK" exit.

The macro is described in figure 25.5/4.

## 25.5.5 Process Obtain\_Auth\_Sets\_HLR

Opening of the dialogue is described in the macro Receive\_Open\_Ind in subclause 25.1, with outcomes:

- reversion to version one procedure;
- procedure termination; or
- dialogue acceptance, with proceeding as below.

This process is used by the HLR to obtain authentication triplets from the AuC, upon request from the VLR or from the SGSN. The process acts as follows:

- a MAP\_SEND\_AUTHENTICATION\_INFO indication is received by the HLR;
- the HLR checks the service indication for errors. If any, they are reported to the VLR or to the SGSN in the MAP\_SEND\_AUTHENTICATION\_INFO response. If no errors are detected, authentication triplets are fetched from the AuC. Further details are found in GSM 03.20;
- if errors are detected they are reported to the VLR or to the SGSN in the MAP\_SEND\_AUTHENTICATION\_INFO response. Otherwise the authentication triplets are returned.

The process is described in figure 25.5/5.

Macrodefinition Authenticate\_MSC

25.5\_1(1)

Figure 25.5/1: Authentication macro in the MSC, relaying authentication indication from the VLR to the MS, and relaying the confirmation from the MSC to the VLR

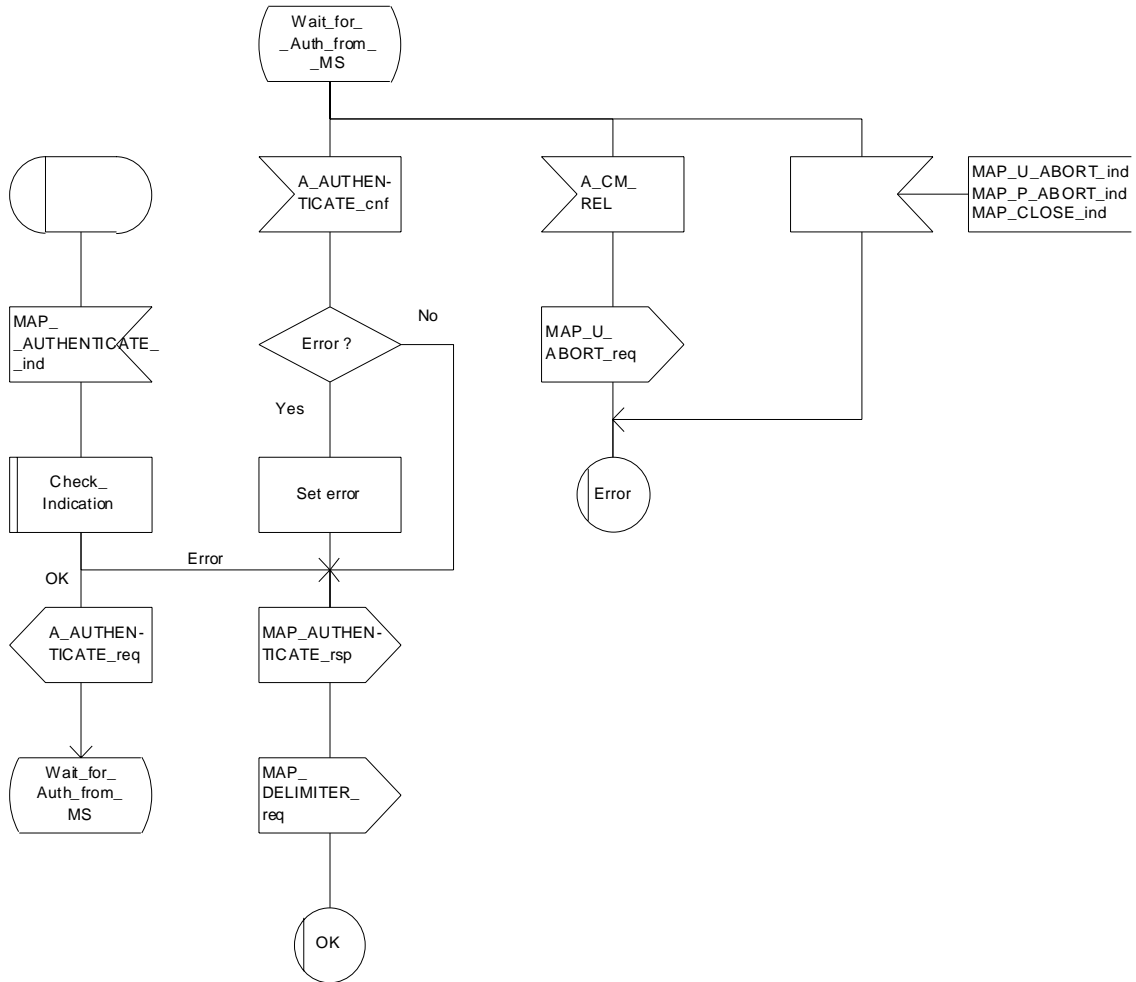


Figure 25.5/1: Macro Authenticate\_MSC

Macrodefinition Authenticate\_VLR

25.5\_2(1)

Figure 21.5/2: Authentication macro in the VLR, controlling the authentication procedure towards the MSC/MS and obtaining authentication triplets from the HLR as applicable.

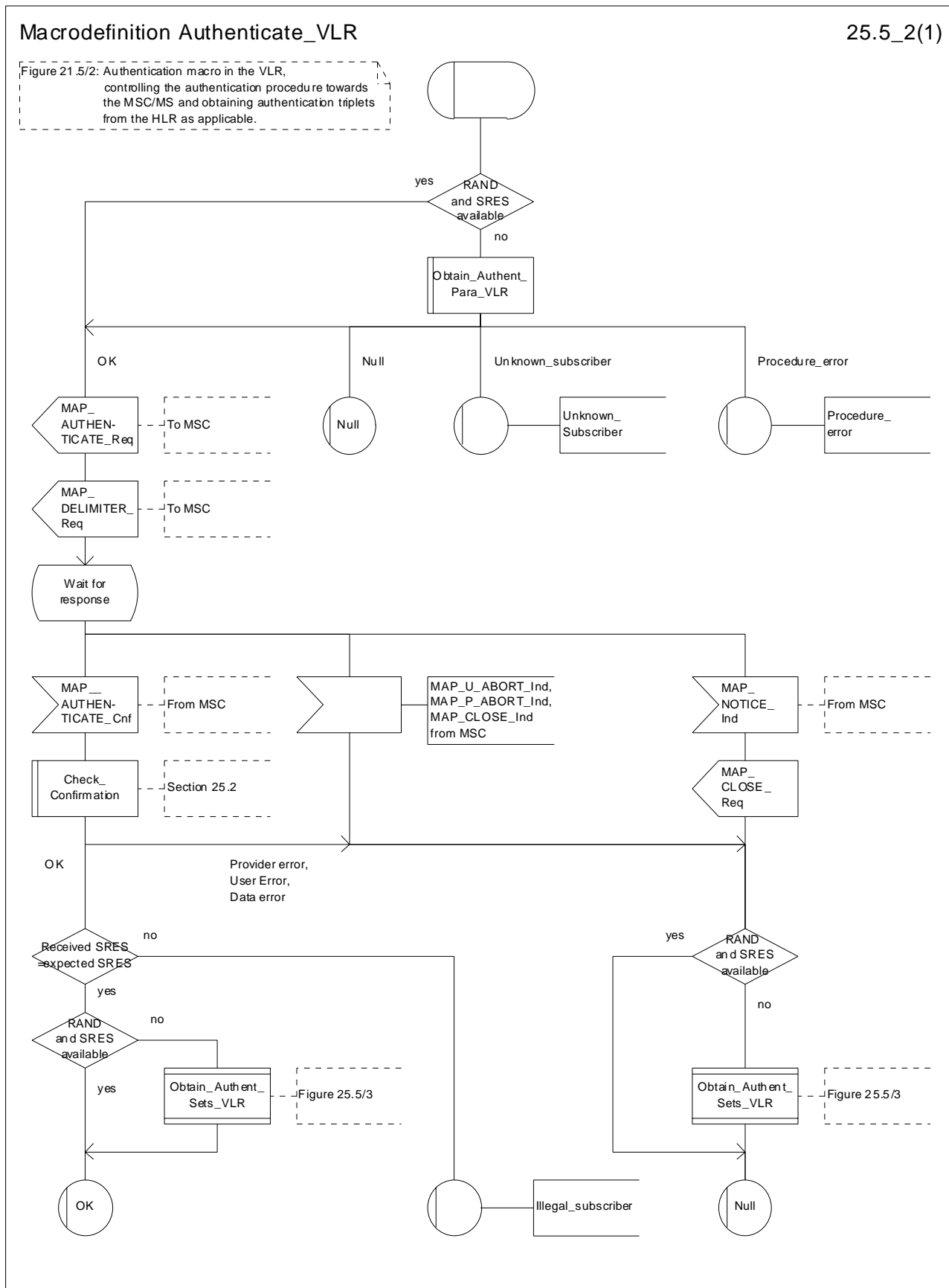


Figure 25.5/2: Macro Authenticate\_VLR

Process Obtain\_Authent\_Sets\_VLR

25.5\_3(1)

Figure 25.5/3: Process to obtain authentication sets from the HLR to the VLR

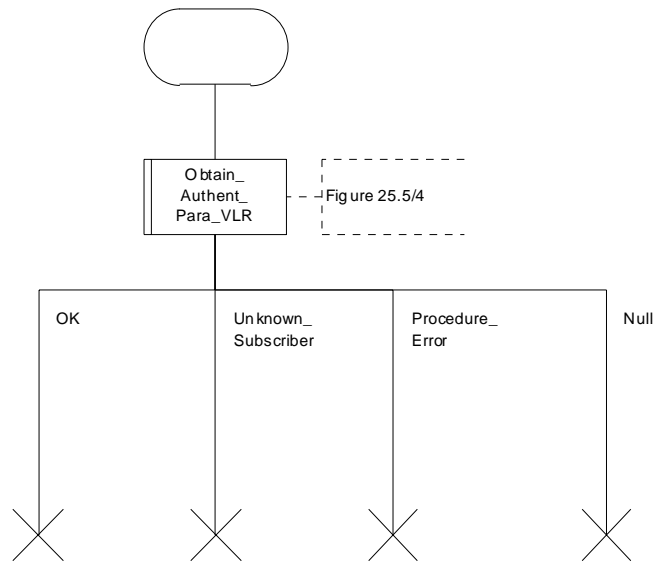


Figure 25.5/3: Process Obtain\_Authentication\_Sets\_VLR

### Macrodefinition Obtain\_Authent\_Para\_VLR

25.5\_4.1(2)

Figure 25.5/4: Macro to obtain authentication parameters from the HLR to the VLR

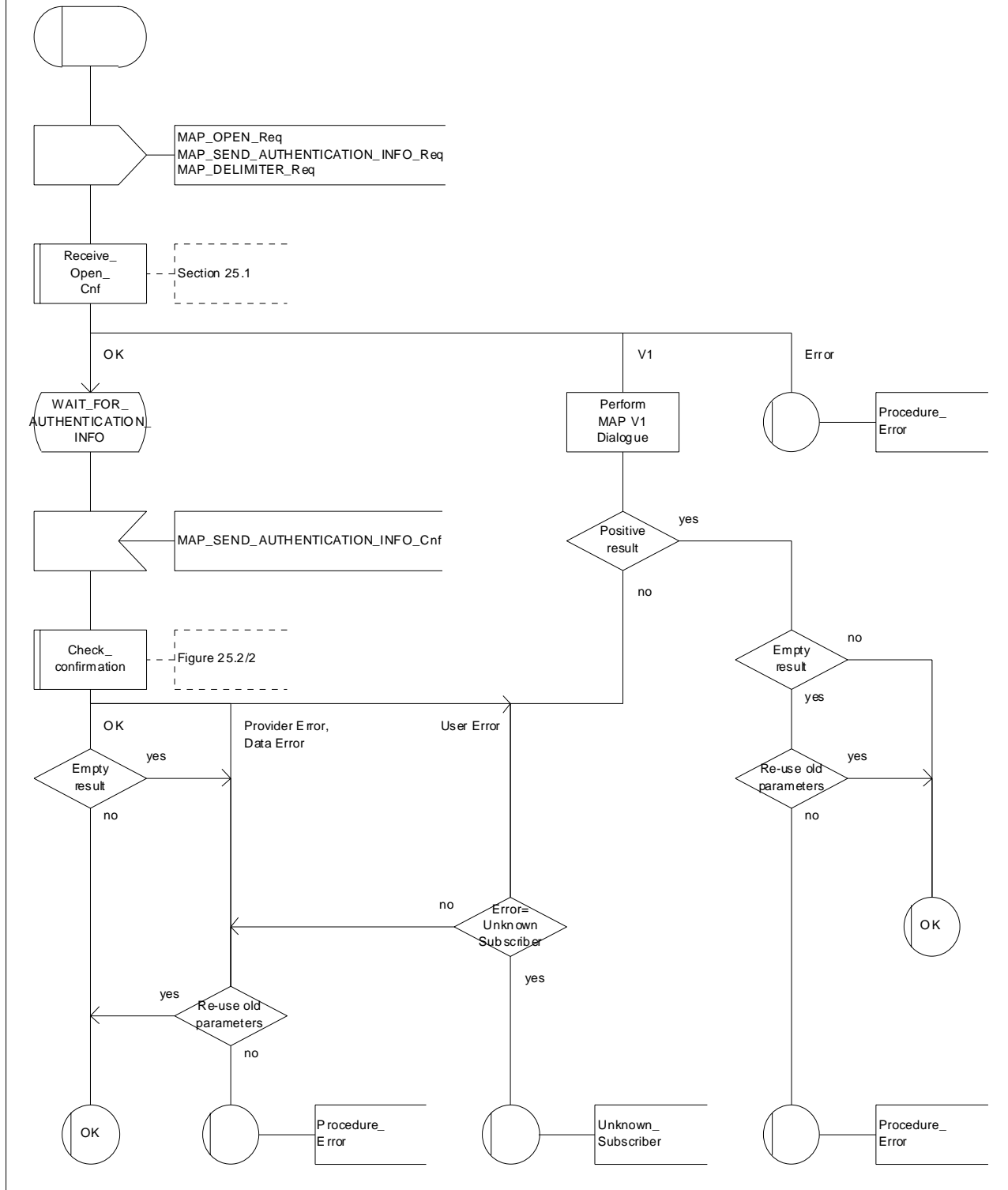


Figure 25.5/4 (sheet 1 of 2): Macro Obtain\_Authent\_Para\_VLR



### Macrodefinition Obtain\_Authent\_Para\_VLR

25.5\_4.2(2)

Figure 25.5/4: Macro to obtain authentication parameters from the HLR to the VLR

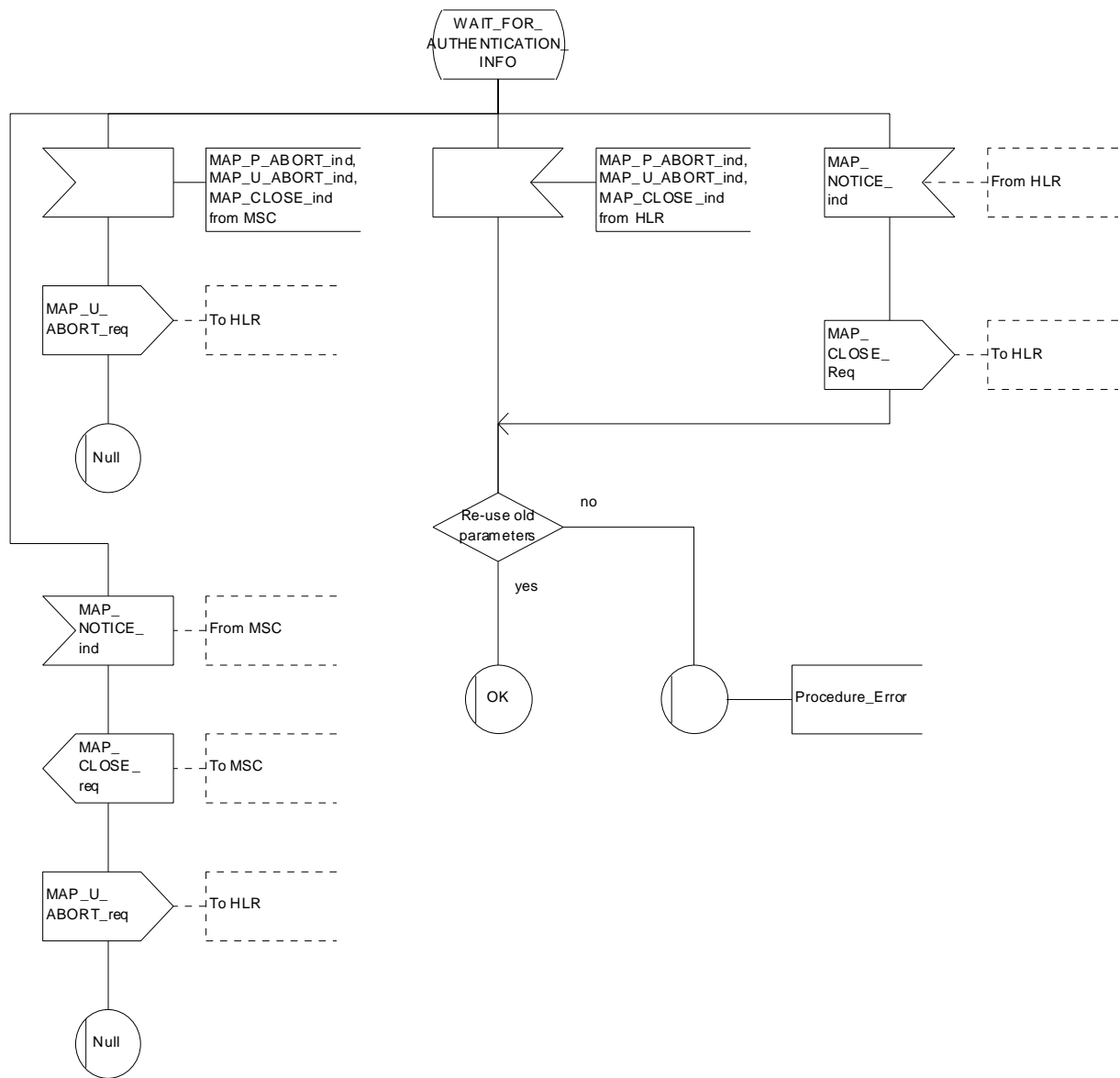


Figure 25.5/4 (sheet 2 of 2): Macro Obtain\_Authent\_Para\_VLR

### Process Obtain\_Auth\_Sets\_HLR

25.5\_5(1)

Figure 25.5/5: Process in the HLR to obtain authentication sets from the AuC and relay them to the VLR

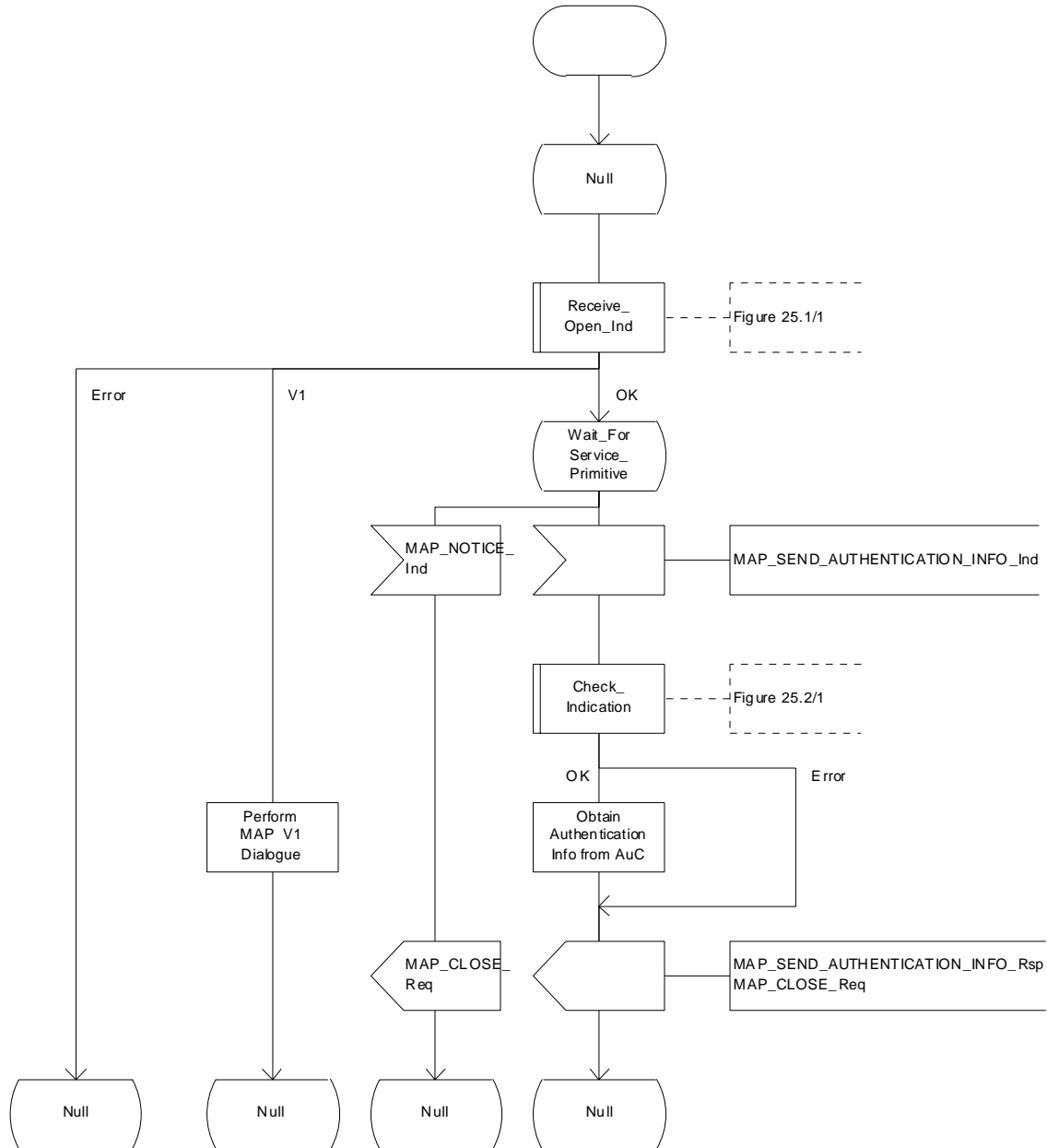


Figure 25.5/5: Process Obtain\_Auth\_Sets\_HLR

## 25.5.6 Process Obtain\_Authent\_Para\_SGSN

For authentication procedure description see GSM 03.60 and GSM 04.08.

This Process is used by the SGSN to request authentication triplets from the HLR. The Process proceeds as follows:

- a connection is opened, and a MAP\_SEND\_AUTHENTICATION\_INFO request sent to the HLR;
- if the HLR indicates that a MAP version 1 dialogue is to be used, the SGSN performs the equivalent MAP version 1 dialogue. which can return a positive result containing authentication sets, an empty positive result, or an error;
- if the dialogue opening fails, the Authentication Parameters negative response with appropriate error is sent to the requesting process. Otherwise, the SGSN waits for the response from the HLR;
- if a MAP\_SEND\_AUTHENTICATION\_INFO confirmation is received from the HLR, the SGSN checks the received data.

One of the following positive responses may be received from a MAP version 1 or MAP version 2 dialogue with the HLR:

- Authentication triplets, in which case the outcome is successful;
- Empty response, in which case the SGSN may re-use old triplets, if allowed by the PLMN operator.

If the SGSN cannot re-use old triplets (or no such triplets are available) then the the Authentication Parameters negative response with appropriate error is sent to the requesting process.

If the outcome was successful or re-use of old parameters in the SGSN is allowed, then the Authentication Parameters response is sent to the requesting process

If an "Unknown Subscriber" error is included in the MAP\_SEND\_AUTHENTICATION\_INFO confirm or is returned by the MAP version 1 dialogue, then the appropriate error is sent to the requesting process in the Authentication Parameters negative response

- if a MAP-U-ABORT, MAP\_P-ABORT or unexpected MAP\_CLOSE service indication is received from the HLR, then the SGSN checks whether old authentication parameters can be re-used. If old parameters cannot be re-used the Authentication Parameters negative response with appropriate error is sent to the requesting process.
- if a MAP\_NOTICE service indication is received from the HLR, then the dialogue with the HLR is closed. The SGSN then checks whether old authentication parameters can be re-used. If old parameters cannot be re-used the process terminates and the Authentication Parameters negative response with appropriate error is sent to the requesting process; Otherwise the Authentication Parameters response is sent to requesting process.

The process is described in figure 25.5/6.

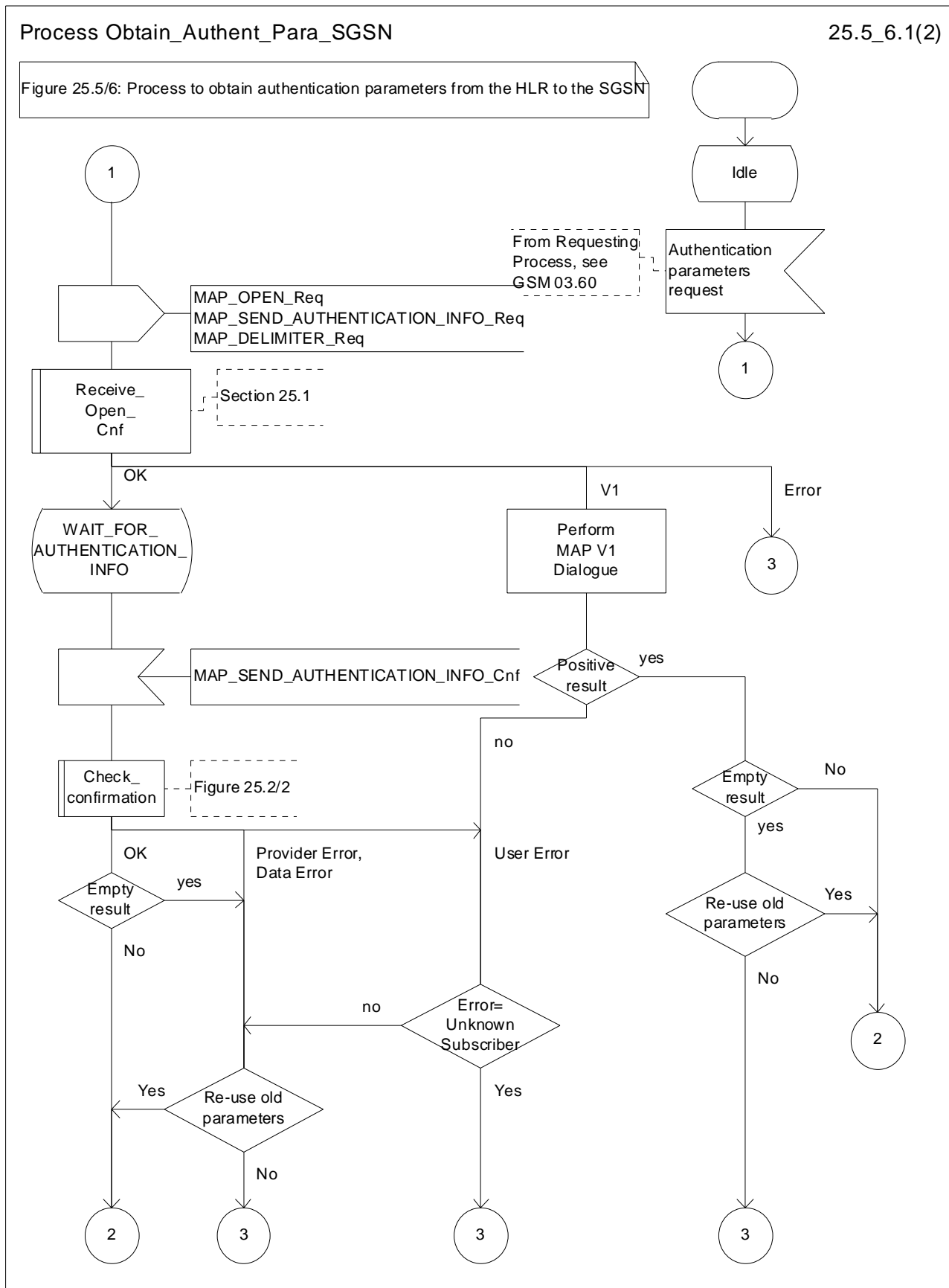


Figure 25.5/6 (sheet 1 of 2): Macro Obtain\_Authen\_Para\_SGSN

Process Obtain\_Authen\_Para\_SGSN

25.5\_6.2(2)

Figure 25.5/6: Process to obtain authentication parameters from the HLR to the SGSN

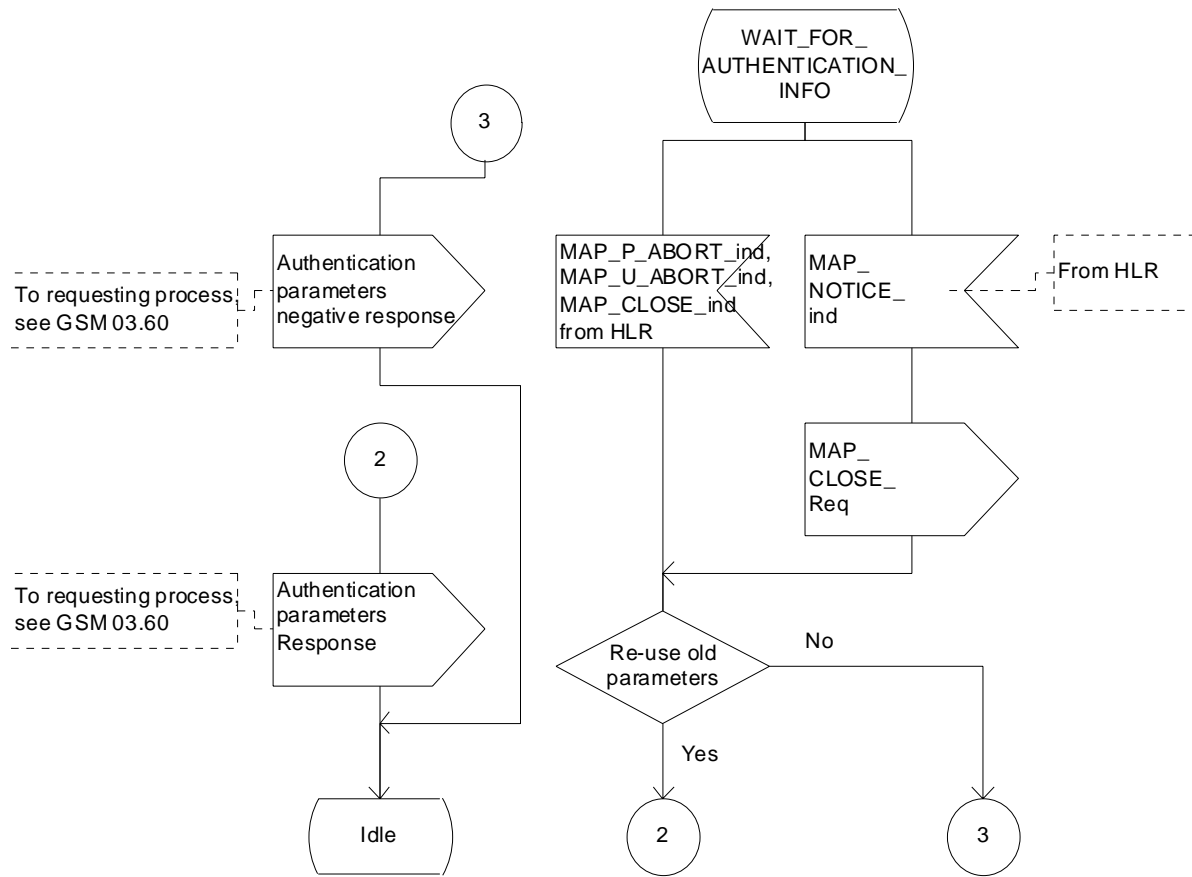


Figure 25.5/6 (sheet 2 of 2): Macro Obtain\_Authen\_Para\_SGSN

## 25.6 IMEI Handling Macros

The following macros are used in the GSM network in order to enable handling and checking of the mobile equipment identity.

### 25.6.1 Macro Check\_IMEI\_MSC

This macro is used by the MSC to receive a request from the VLR, relay it to the EIR, and pass the result from the EIR back to the VLR. The macro proceeds as follows:

- a MAP\_CHECK\_IMEI service indication containing only the Invoke Id is received from the VLR;
- if the IMEI is not available in the MSC, it is requested from the MS using the IDENTITY REQUEST message;
- if the MS releases the radio resources, a MAP\_U\_ABORT request indicating "Application procedure Cancellation" is sent to the VLR, and the "Error" exit of the macro is used;
- when the IMEI is known, a connection is set up towards the EIR, and a MAP\_CHECK\_IMEI service request is sent including the IMEI;
- if the opening of the dialogue fails, a System Failure is reported to the VLR. Otherwise, the MSC waits for a response from the EIR;
- when the MAP\_CHECK\_IMEI service confirm is received, it is checked for errors. Any errors discovered in the MSC lead to the System Failure error to be reported to the VLR in the MAP\_CHECK\_IMEI response. Any errors reported from the EIR are sent directly to the VLR in the MAP\_CHECK\_IMEI service response. If no errors are detected by or reported to the MSC, the IMEI is added to the MAP\_CHECK\_IMEI service response returned to the VLR. The "OK" exit is used in all cases;
- if a MAP\_P\_ABORT, MAP\_U\_ABORT, MAP\_CLOSE or MAP\_NOTICE service indication is received from the EIR, the MSC closes the transaction with the EIR (if necessary), reports a System Failure error back to the VLR in the MAP\_CHECK\_IMEI response, and uses the macro's "OK" exit;
- if a MAP\_P\_ABORT, MAP\_U\_ABORT, MAP\_CLOSE or MAP\_NOTICE indication is received from the VLR, the MSC closes the transaction with the VLR (if necessary) and aborts the connections towards the EIR and the MS; the macro takes the "Error" exit.

If the dialogue with the EIR drops back to version 1, the result or error returned by the EIR is checked. The use of the "Check\_Confirmation" macro in the SDL diagram indicates that the checks carried out on the result returned by the EIR in a MAP v1 dialogue are functionally equivalent to those carried out on the parameters of the MAP\_CHECK\_IMEI confirm received from the EIR in a MAP v2 dialogue.

The macro is described in figure 25.6/1.

### 25.6.2 Macro Check\_IMEI\_VLR

This macro is used by the VLR to control the check of a mobile equipment's IMEI. The macro proceeds as follows:

- a MAP\_CHECK\_IMEI service request is sent to the MSC, including only the Invoke Id;
- the VLR then waits for the response from the MSC;
- if a MAP\_CHECK\_IMEI service confirm including either:
  - the IMEI and the Equipment Status; or
  - an error;

is received, the VLR checks whether the response requires that an alarm be generated on the Operation and Maintenance interface. The criteria for such alarms are PLMN operator dependent;

- the VLR then checks whether the response from the MSC means that service is granted to the MS. The criteria for granting service depending on the equipment status or errors received in the MAP\_CHECK\_IMEI service response are also PLMN operator dependent;
- if a MAP\_P\_ABORT, MAP\_U\_ABORT, MAP\_CLOSE or MAP\_NOTICE indication is received from the MSC, then the MSC connection is closed (if necessary) and the macro takes the "Aborted" exit.

The macro is described in figure 25.6/2.

### 25.6.3 Process Check\_IMEI\_EIR

This process is used by the EIR to obtain the status of a piece of mobile equipment, upon request from the MSC or from the SGSN. The process acts as follows:

- a MAP\_OPEN service indication is received (macro Receive\_Open\_Ind, subclause 25.1.1). If the dialogue opening fails, the process terminates;
- otherwise, a MAP\_CHECK\_IMEI indication is received by the EIR, containing the IMEI to be checked;
- the EIR checks the service indication for errors. If there are any, they are reported to the MSC or to the SGSN in the MAP-CHECK\_IMEI response. If no errors are detected, the EIR data base function is interrogated for the status of the given equipment. Further details are found in GSM 02.16;
- the status of the equipment (white-listed, grey-listed, black-listed or unknown) is returned to the MSC or to the SGSN in the MAP\_CHECK\_IMEI service response;
- if a MAP\_U\_ABORT, MAP\_P\_ABORT, MAP\_NOTICE or MAP\_CLOSE indication is received from the MSC or from the SGSN at any time during this process, the process in the EIR terminates.

The process is described in figure 25.6/3.

### 25.6.4 Macro Obtain\_IMEI\_MSC

This macro is used by the MSC to respond to a request from the VLR to provide the IMEI. The macro proceeds as follows:

- a MAP\_OBTAIN\_IMEI service indication containing only the Invoke Id is received from the VLR;
- if the IMEI is not available in the MSC, it is requested from the MS using the IDENTITY REQUEST message;
- when the IMEI is known, it is returned to the VLR in the MAP\_OBTAIN\_IMEI service response. The macro terminates at the "OK" exit;
- if the IMEI cannot be obtained by the MSC, the System Failure error is reported back to the VLR in the MAP\_OBTAIN\_IMEI service response. The macro terminates at the "OK" exit;
- if a MAP\_P\_ABORT, MAP\_U\_ABORT or MAP\_CLOSE indication is received from the VLR, the macro terminates at the "Error" exit.

The macro is described in figure 25.6/4.

### 25.6.5 Macro Obtain\_IMEI\_VLR

This macro is used by the VLR to obtain the IMEI from the MSC, e.g. to enable handling of emergency calls in case of authentication failure (in which case the IMEI may be used by some operators as an alternative to the IMSI). It proceeds as follows:

- the MAP\_OBTAIN\_IMEI service request is sent to the MSC, including only the Invoke Id;
- the VLR then waits for the response from the MSC;
- if the IMEI is received in the MAP\_OBTAIN\_IMEI service response, the macro terminates at the "OK" exit;

- if the System Failure error is reported in the MAP\_OBTAIN\_IMEI service response, the "Error" exit is used;
- if the MSC terminates the dialogue using a MAP\_P\_ABORT, MAP\_U\_ABORT, MAP\_CLOSE or MAP\_NOTICE service indication, the necessary connections are released, and the "Aborted" exit is used for termination of the macro.

The macro is shown in figure 25.6/5.



Macrodefinition Check\_IMEI\_MSC

25.6\_1.1(2)

Figure 25.6/1: Check IMEI macro in the MSC, relaying the IMEI check indication from the VLR to the MSC and relaying the confirmation from the EIR to the VLR

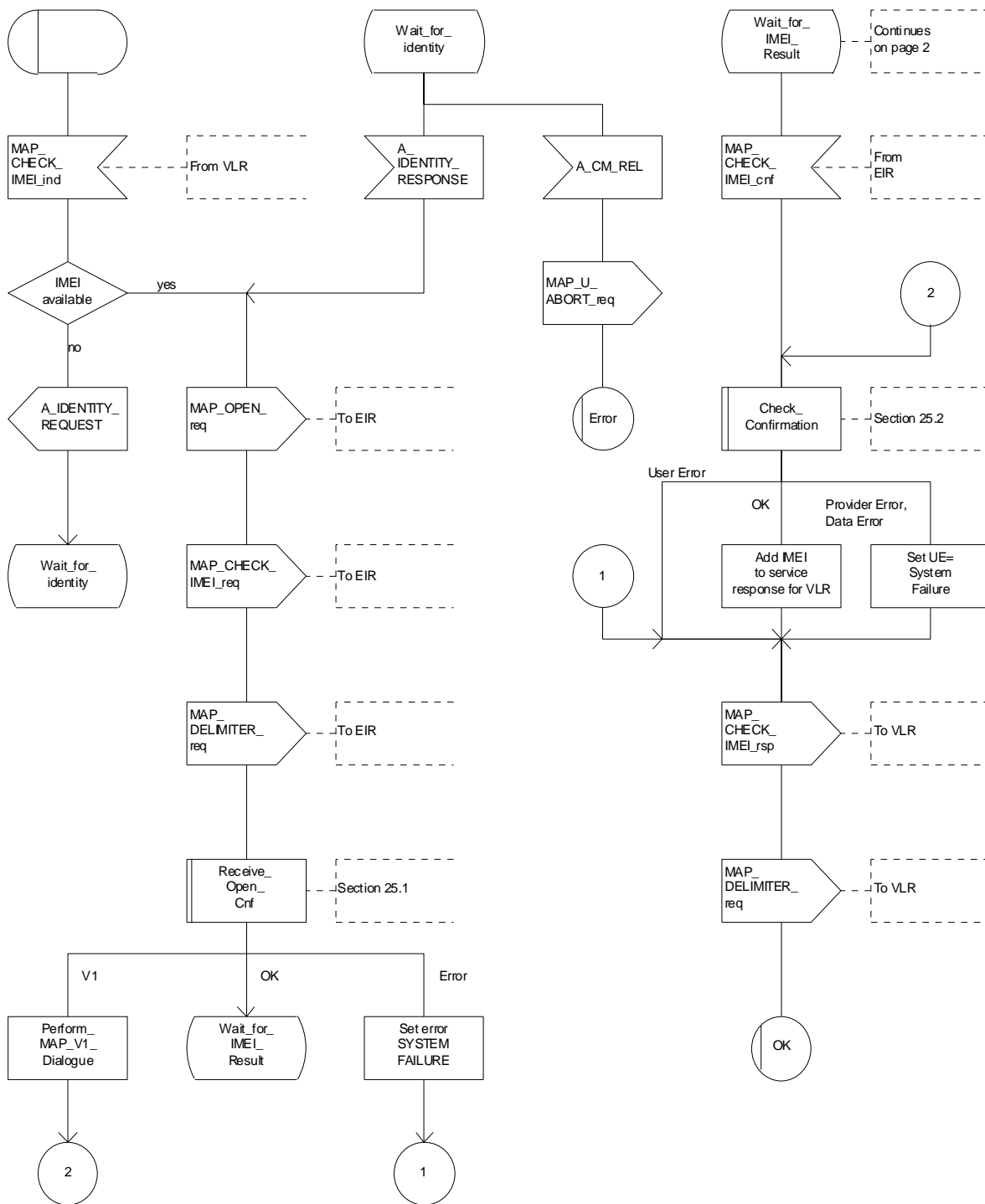


Figure 25.6/1 (sheet 1 of 2): Macro Check\_IMEI\_MSC

Macrodefinition Check\_IMEI\_MSC

25.6\_1.2(2)

Figure 25.6/1: Check IMEI macro in the MSC, relaying the IMEI check indication from the VLR to the MSC and relaying the confirmation from the EIR to the VLR

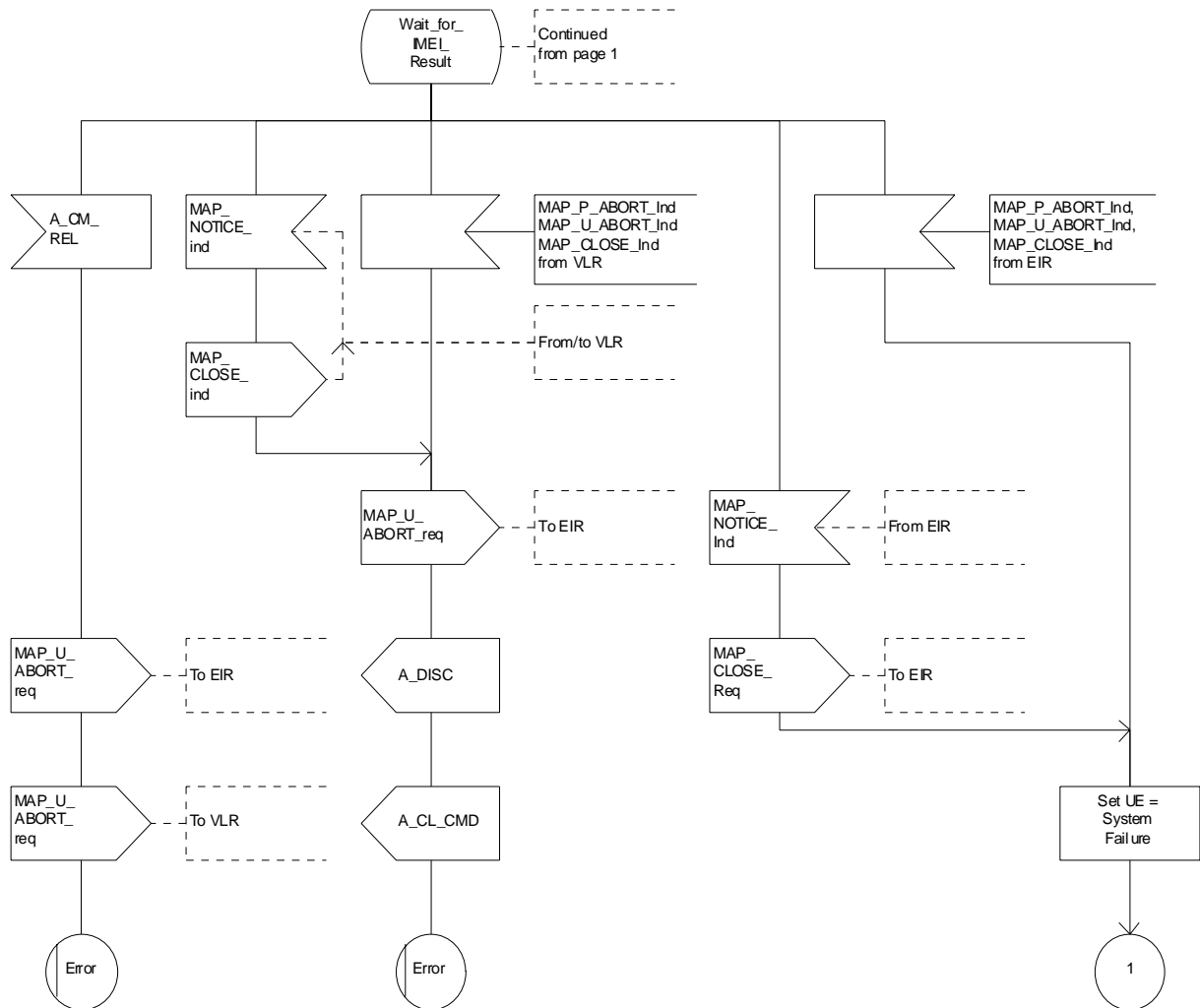


Figure 25.6/1 (sheet 2 of 2): Macro Check\_IMEI\_MSC

Macrodefinition Check\_IMEI\_VLR

25.6\_2(1)

Figure 25.6/2: Check IMEI macro in the VLR, containing the request towards the MSC/EIR

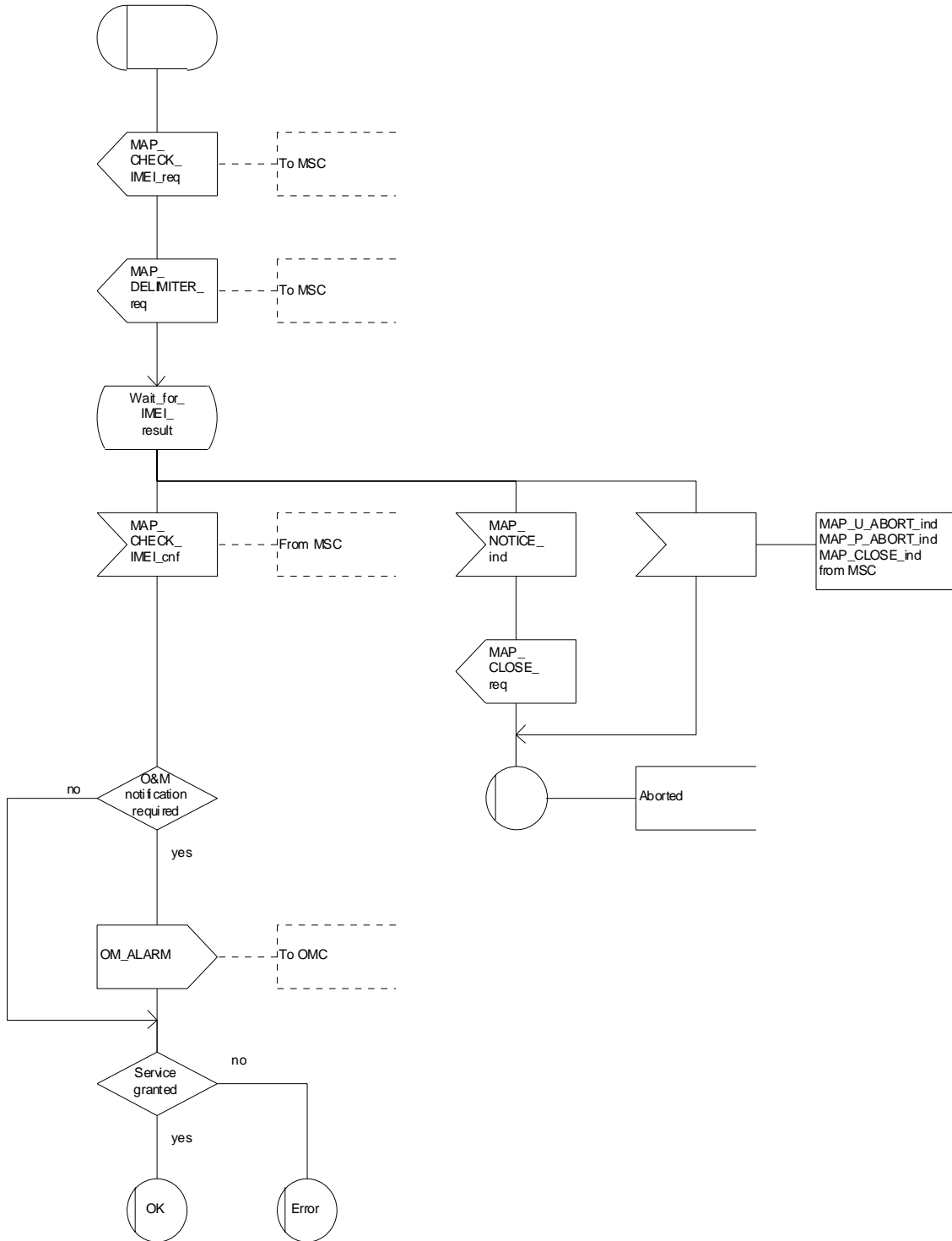


Figure 25.6/2: Macro Check\_IMEI\_VLR

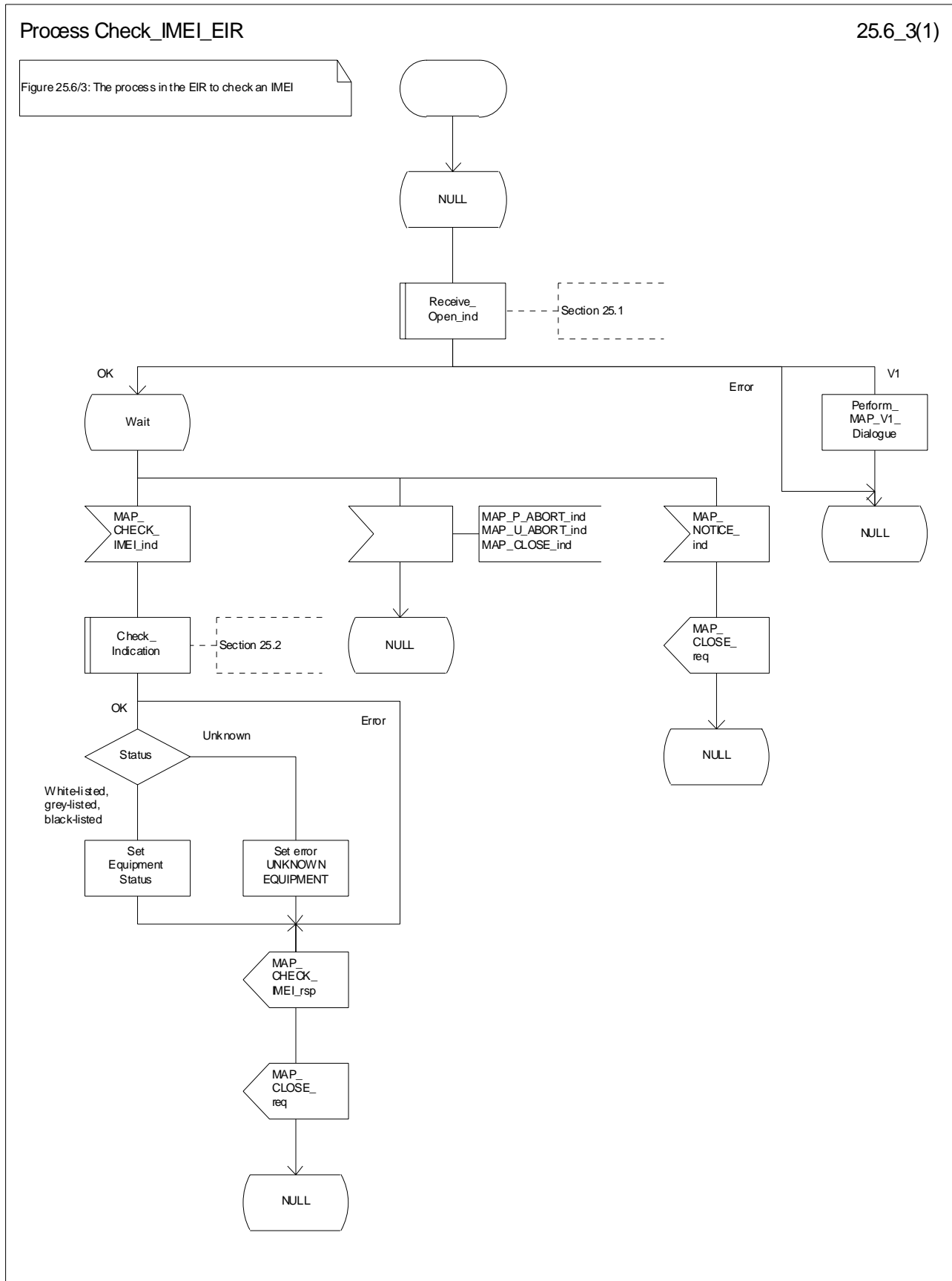


Figure 25.6/3: Process Check\_IMEI\_EIR

Macrodefinition Obtain\_IMEI\_MSC

25.6\_4(1)

Figure 25.6/4: Obtain IMEI macro in the MSC, receiving the Obtain\_IMEI indication from the VLR to the MSC and returning the confirmation to the VLR

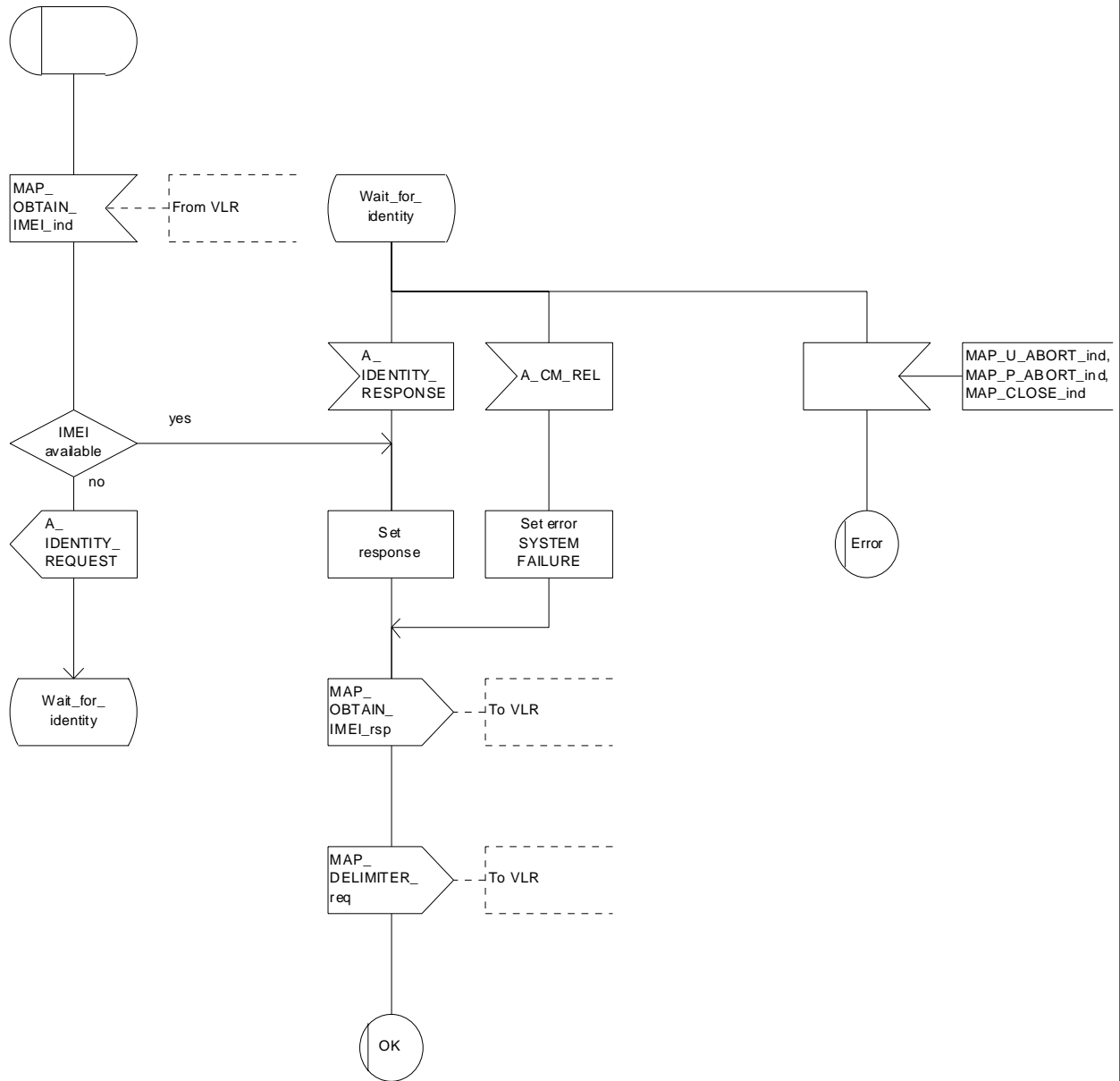


Figure 25.6/4: Macro Obtain\_IMEI\_MSC

Macrodefinition Obtain\_IMEI\_VLR

25.6\_5(1)

Figure 25.6/5: Obtain IMEI macro in the VLR, controlling the request towards the MSC

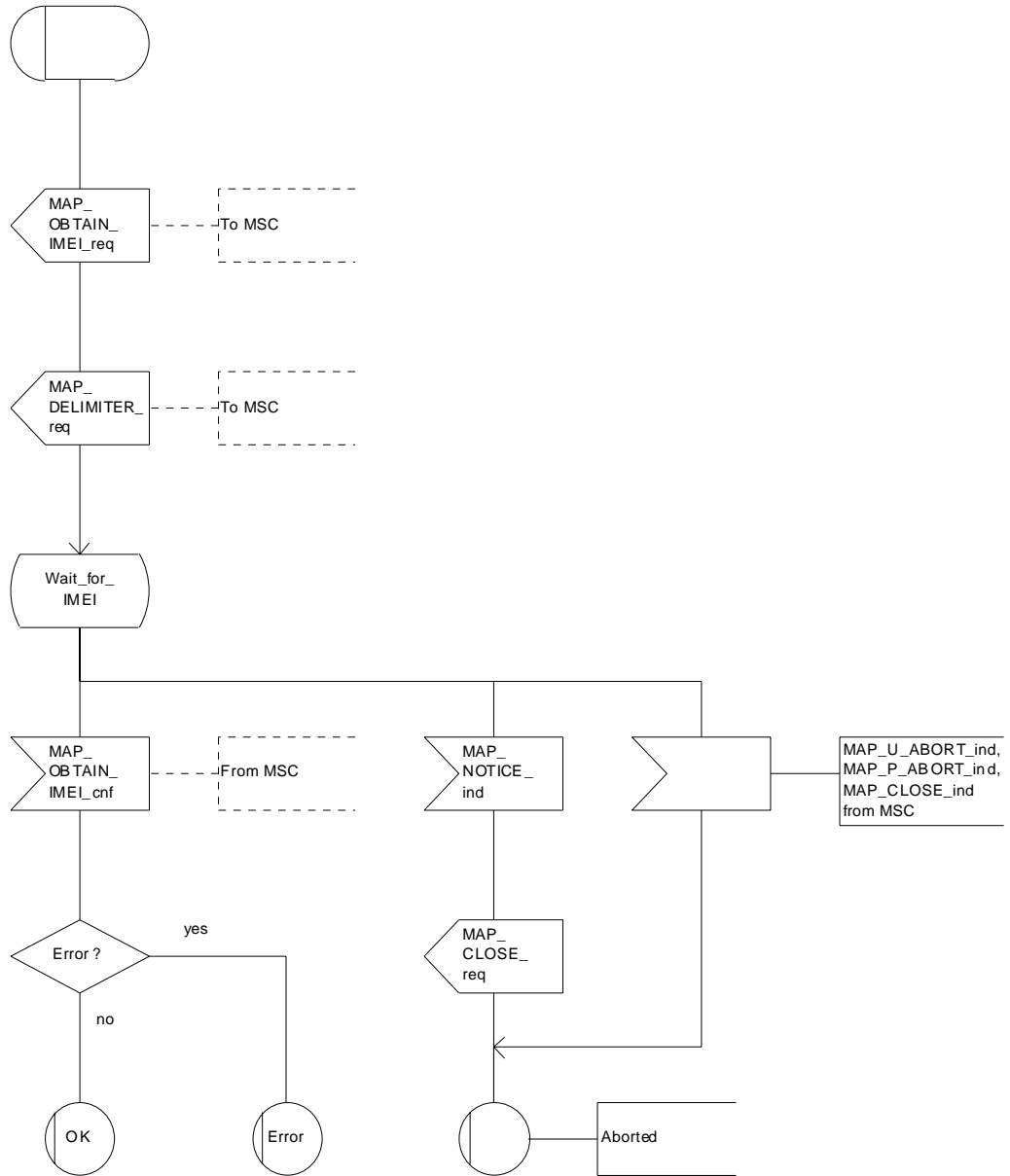


Figure 25.6/5: Macro Obtain\_IMEI\_VLR

## 25.6.6 Process Check\_IMEI\_SGSN

This process is used by the SGSN to control the check of a mobile equipment's IMEI. The process proceeds as follows:

- if the MS does not complete successfully the procedure, the "Error" exit of the macro is used;
- when the IMEI is known, a connection is set up towards the EIR, and a MAP\_CHECK\_IMEI service request is sent including the IMEI;
- if the opening of the dialogue fails, a System Failure is set. Otherwise, the SGSN waits for a response from the EIR;
- if a MAP\_CHECK\_IMEI service confirm including either:
  - the IMEI and the Equipment Status; or
  - an error;is received, the SGSN checks whether the response requires that an alarm be generated on the Operation and Maintenance interface. The criteria for such alarms are PLMN operator dependent;
- the SGSN then checks whether the response from the EIR means that service is granted to the MS. The criteria for granting service depending on the equipment status or errors received in the MAP\_CHECK\_IMEI service response are also PLMN operator dependent;

If the dialogue with the EIR drops back to version 1, the result or error returned by the EIR is checked. The use of the "Check\_Confirmation" macro in the SDL diagram indicates that the checks carried out on the result returned by the EIR in a MAP v1 dialogue are functionally equivalent to those carried out on the parameters of the MAP\_CHECK\_IMEI confirm received from the EIR in a MAP v2 dialogue.

The process is described in figure 25.6/6.

Process Check\_IMEI\_SGSN

25.6\_6.1(2)

Figure 25.6/6: Check IMEI process in the SGSN

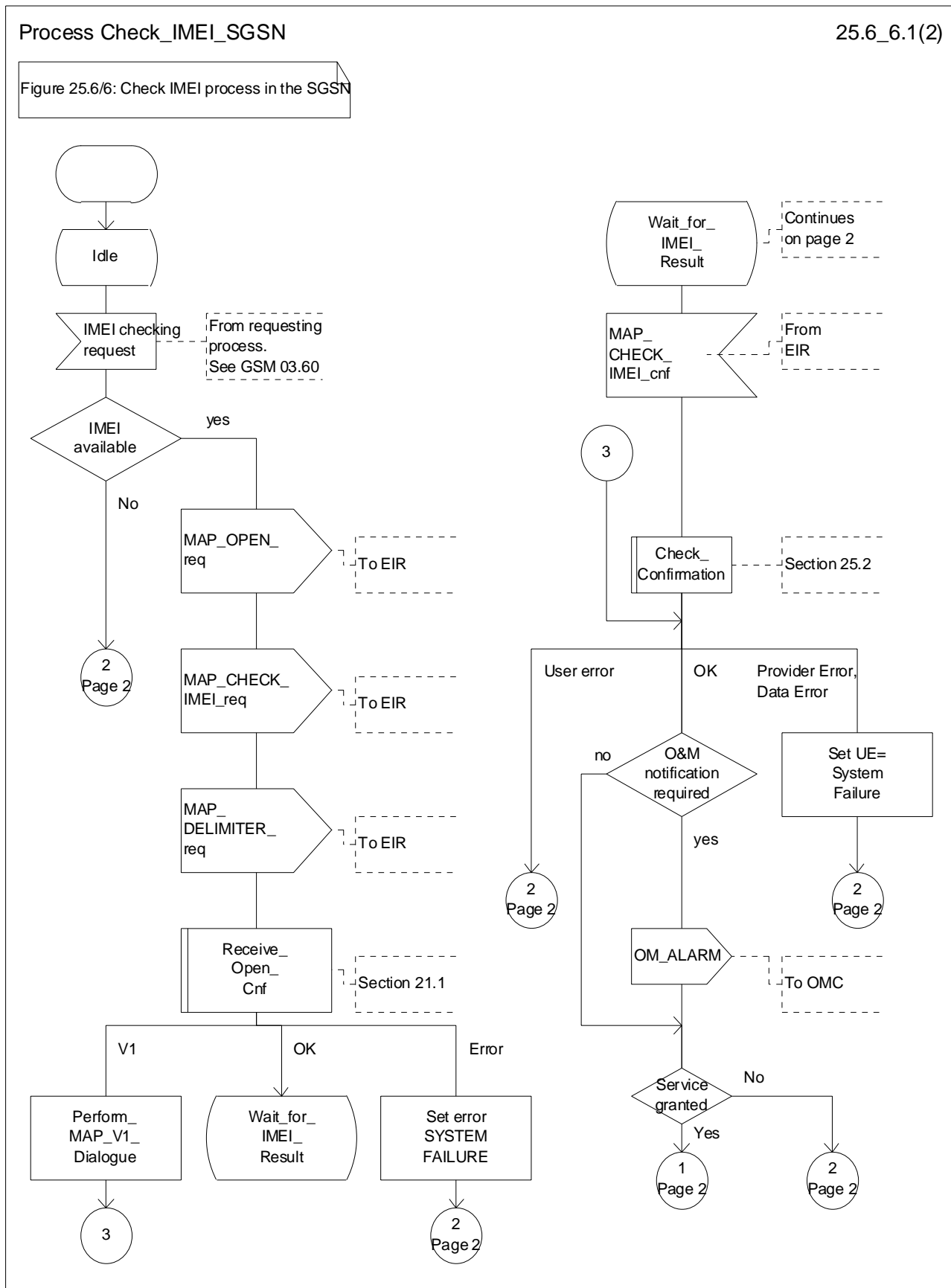


Figure 25.6/6 (sheet 1 of 2): Process Check\_IMEI\_SGSN



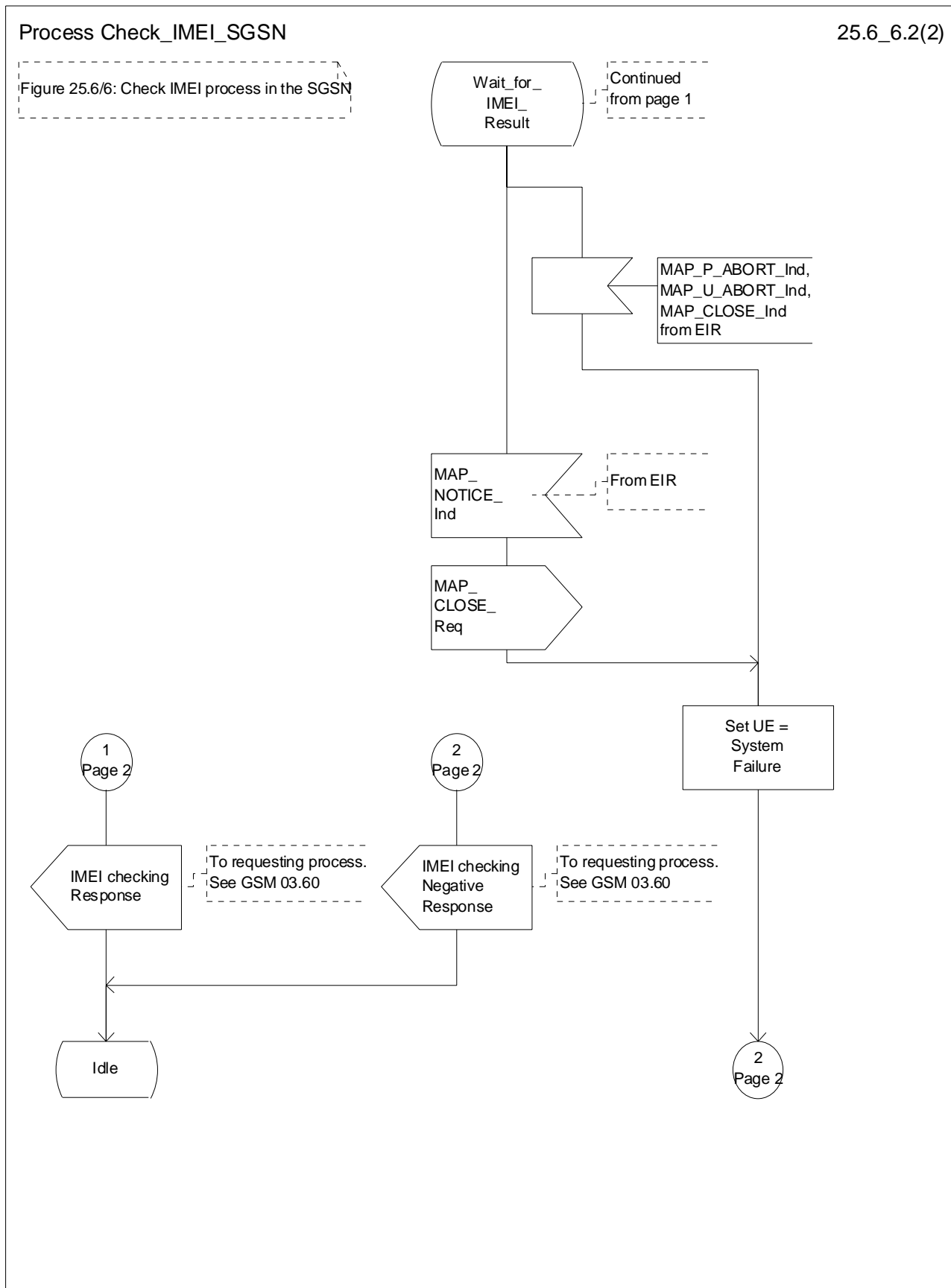


Figure 25.6/6 (sheet 2 of 2): Process Check\_IMEI\_SGSN

## 25.7 Insert Subscriber Data Macros

### 25.7.1 Macro Insert\_Sub\_Data\_VLR

This macro describes the reception of the InsertSubscriberData service indication. This macro is used by any procedure that triggers the reception of subscriber data (e.g. Update Location or Restore Data).

If the VLR does not support any basic or supplementary service or the network feature Operator Determined Barring, or there is a problem with Regional Subscription Data then it reports it to the HLR.

If the entire MSC area is restricted due to regional subscription this is reported to the HLR.

The SDL diagram is shown in figure 25.7/1.

Macrodefinition Insert\_Subscriber\_Data\_VLR

25.7\_1(1)

Figure 25.7/1: Macro to receive and store subscriber data in the VLR

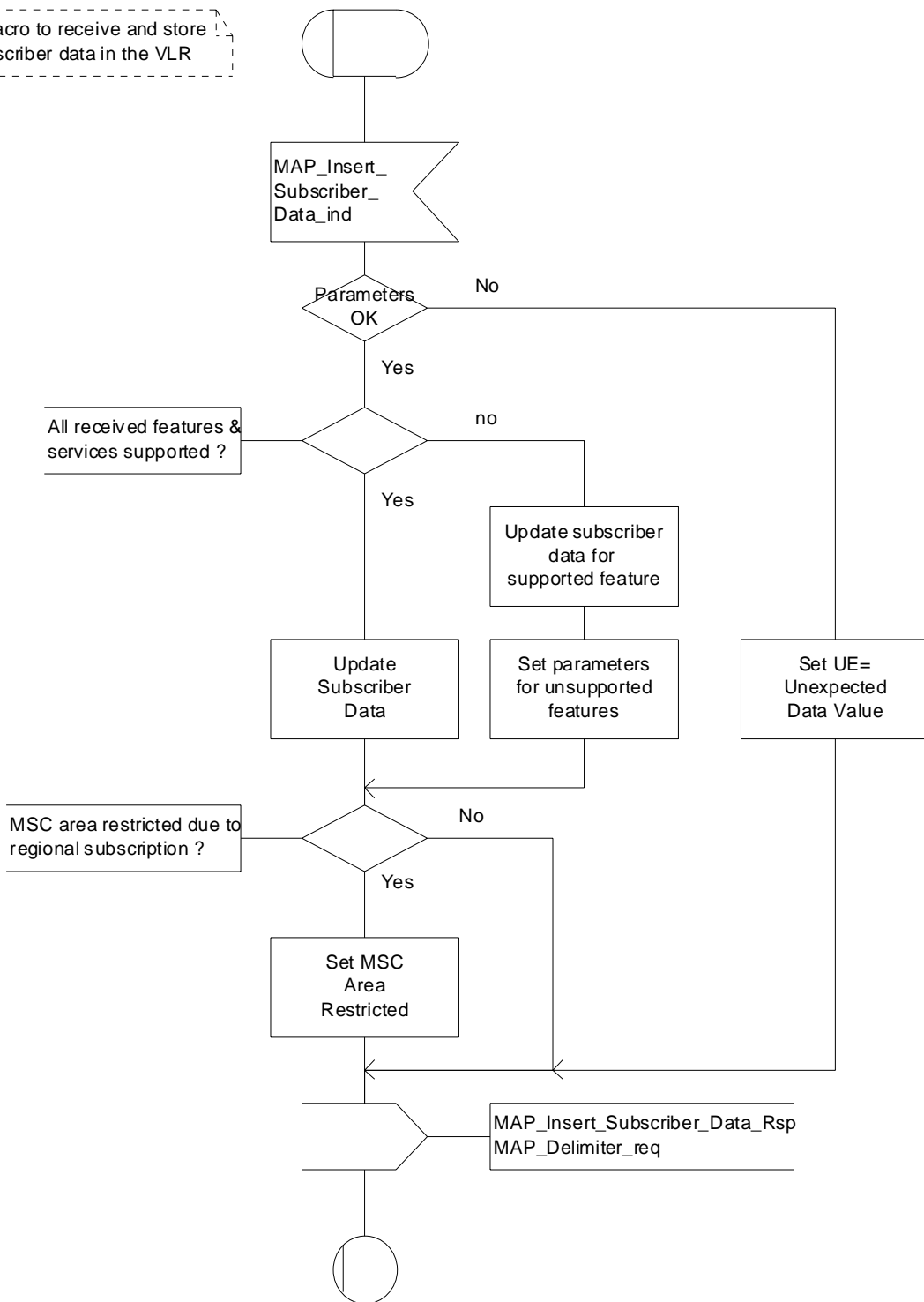


Figure 25.7/1: Macro Insert\_Subscriber\_Data\_VLR

## 25.7.2 Process Insert\_Subscriber\_Data\_Stand\_Alone\_HLR

This process is used by HLR to transfer subscriber data to VLR or to SGSN in a stand alone mode, i.e. in its own dialogue. This is done whenever a change of subscriber data is performed either by the operator or by the subscriber and this change has to be reported to VLR or to SGSN.

The process, after opening the dialogue with VLR or with SGSN, sends as many requests of the InsertSubscriberData service as necessary to transfer the subscriber data. The call to the process "Send\_Insert\_Subscriber\_Data" (see subclause 25.7.4) is meant to describe two possible behaviours of the HLR when more than one service request has to be sent:

- either the HLR handles the requests and the confirmations in parallel; or
- the HLR sends every request after receiving the confirmation to the previous one.

The macros "Wait\_for\_Insert\_Subscriber\_Data\_Cnf" and "Wait\_for\_Insert\_GPRS\_Subscriber\_Data\_Cnf" (see subclauses 25.7.3 and 25.7.6) are also called in order to handle every single confirmation.

If the result of a primitive received from the VLR or from the SGSN is unsuccessful, the HLR may initiate re-attempts; the number of repeat attempts and the time in between are HLR operator options, depending on the error returned by the VLR or by the SGSN.

If certain services required for a subscriber are not supported by the VLR or by the SGSN (e.g. Advice of Charge Charging Level), this may result in one of the following outcomes:

- the HLR stores and sends "Roaming Restriction Due To Unsupported Feature" in a subsequent MAP\_INSERT\_SUBSCRIBER\_DATA service. If "Roaming Restriction Due To Unsupported Feature" is stored in the HLR, the "MSC Area Restricted Flag" shall be set to "restricted". This will prevent MT calls, MT SM and MT USSD from being forwarded to the MSC/VLR.
- the HLR stores and sends other induced subscriber data (e.g. a specific barring program) in a subsequent MAP\_INSERT\_SUBSCRIBER\_DATA service. This will cause rejection of mobile originated service requests, except emergency calls.
- the HLR stores and sends "Roaming Restricted In SGSN Due To Unsupported Feature" in a subsequent MAP\_INSERT\_SUBSCRIBER\_DATA service. If "Roaming Restricted In SGSN Due To Unsupported Feature" is stored in the HLR, the "SGSN Area Restricted Flag" shall be set to "restricted". This will prevent MT SM from being forwarded to the SGSN and Network Requested PDP-Context activation.

When the VLR receives regional subscription data (Zone Code List) it may respond with "MSC Area Restricted" in the MAP\_INSERT\_SUBSCRIBER\_DATA response. In this case the "MSC Area Restricted Flag" shall be set to "restricted" in the HLR. This will prevent MT calls, MT SM and MT USSD from being forwarded to the MSC/VLR.

When the SGSN receives regional subscription data (Zone Code List) it may respond with "SGSN Area Restricted" in the MAP\_INSERT\_SUBSCRIBER\_DATA response. In this case the "SGSN Area Restricted Flag" shall be set to "restricted" in the HLR. This will prevent MT SM from being forwarded to the SGSN and Network Requested PDP-Context activation.

If subscriber data for CAMEL Phase 2 services are sent to a VLR which does not support CAMEL Phase 2, the service behaviour may be unpredictable or incorrect. The HLR therefore needs to ensure that at the conclusion of a stand alone Insert Subscriber data procedure that the data in the VLR do not require a capability that the VLR does not have. Possible mechanisms to ensure this are described in GSM 03.78.

The HLR should send a Forwarded-to number which is not in E.164 international format to the VLR only when the HLR has ascertained that the VLR supports CAMEL Phase 2. Thus, the ISD message containing the Forwarded-to number which is not in E.164 international format shall be sent to the VLR only if the HLR previously received confirmation from the VLR at Location Update that CAMEL Phase 2 is supported.

A Forwarded-to number in non-international E.164 format shall only be sent from an HLR to a VLR if the VLR supports CAMEL Phase 2, or a subsequent version of CAMEL.

If the HLR does not store "Roaming Restriction Due To Unsupported Feature" as a consequence of the stand alone Insert Subscriber Data procedure and the HLR does not receive "MSC Area Restricted" in the MAP\_INSERT\_SUBSCRIBER\_DATA response and "Roaming Restriction Due To Unsupported Feature" has not been stored in the HLR in the course of a previous subscriber data retrieval procedure, the "MSC Area Restricted Flag" in the HLR shall be set to "not restricted".

If the HLR does not store "Roaming Restricted In SGSN Due To Unsupported Feature" as a consequence of the stand alone Insert Subscriber Data procedure and the HLR does not receive "SGSN Area Restricted" in the MAP\_INSERT\_SUBSCRIBER\_DATA response and "Roaming Restricted In SGSN Due To Unsupported Feature" has not been stored in the HLR in the course of a previous subscriber data retrieval procedure, the "SGSN Area Restricted Flag" in the HLR shall be set to "not restricted".

The SDL diagram of process between HLR and VLR is shown in figure 25.7/2;

The SDL diagram of process between HLR and SGSN is shown in figure 25.7/5.

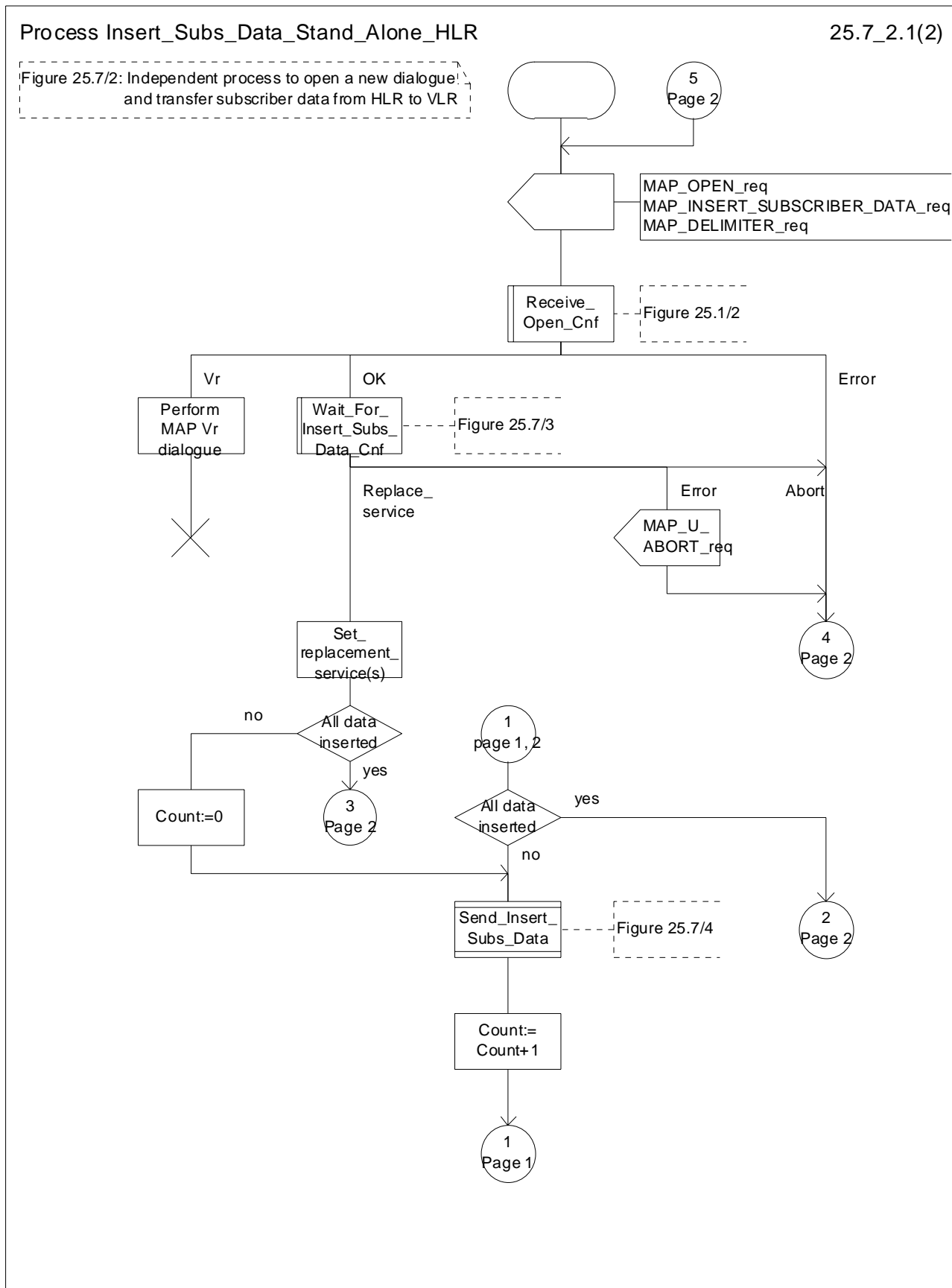


Figure 25.7/2 (sheet 1 of 2): Process Insert\_Subs\_Data\_Stand\_Alone\_HLR

Process Insert\_Subs\_Data\_Stand\_Alone\_HLR

25.7\_2.2(2)

Figure 25.7/2: Independent process to open a new dialogue and transfer subscriber data from HLR to VLR

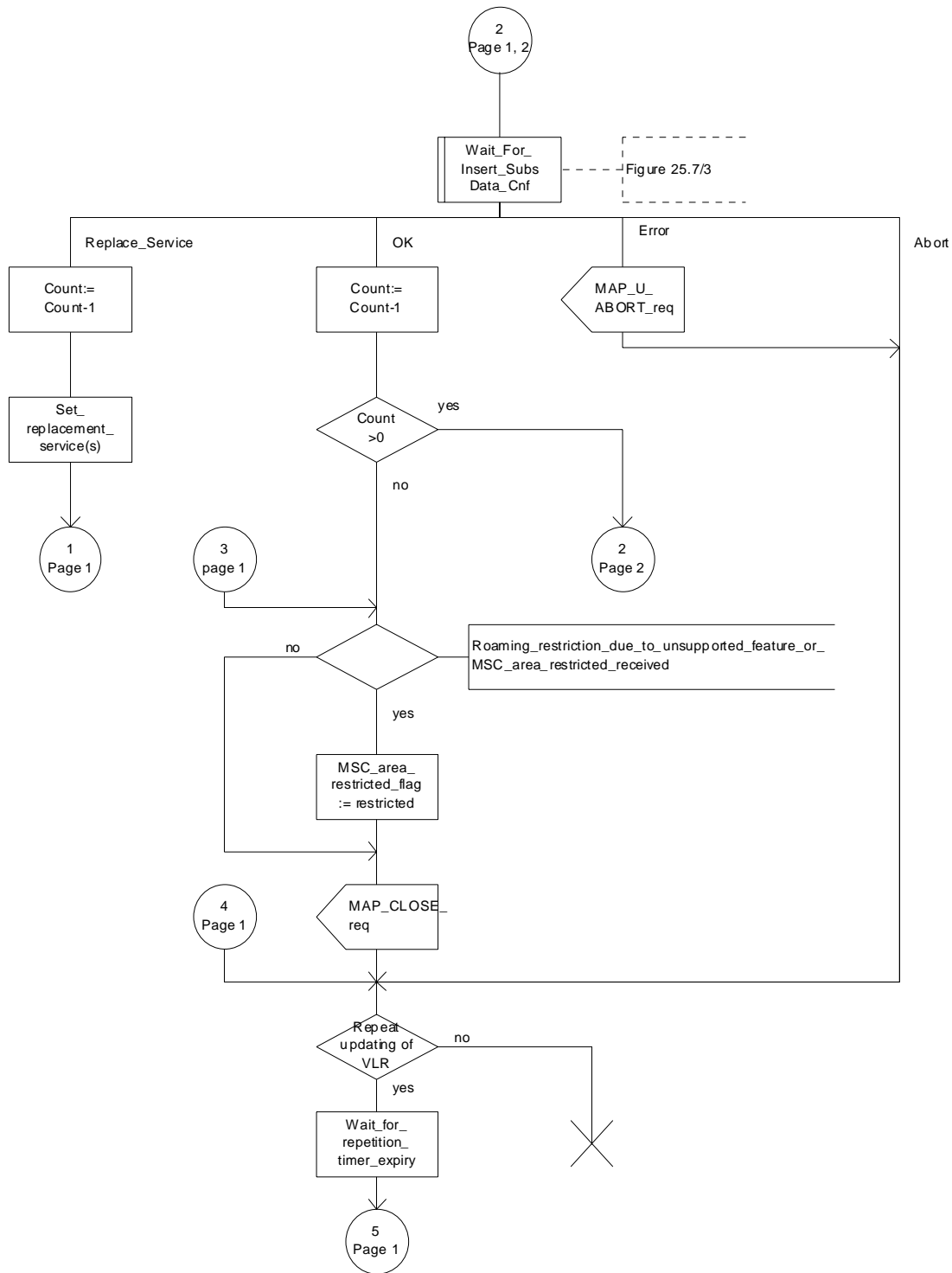


Figure 25.7/2 (sheet 2 of 2): Process Insert\_Subs\_Data\_Stand\_Alone\_HLR

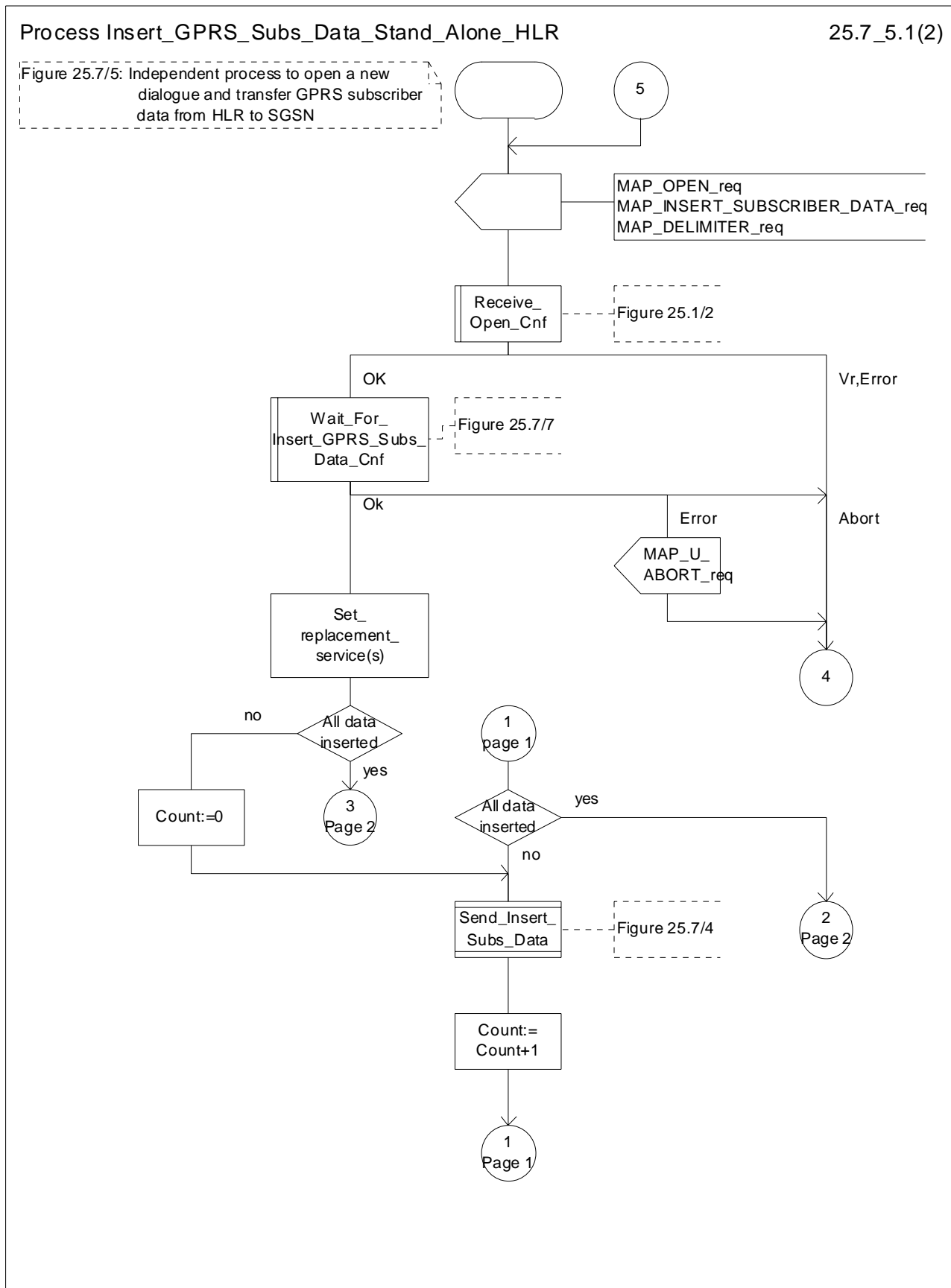


Figure 25.7/5 (sheet 1 of 2): Process Insert\_GPRS\_Subscriber\_Data\_Stand\_Alone\_HLR



Process Insert\_GPRS\_Subscriber\_Data\_Stand\_Alone\_HLR

25.7\_5.2(2)

Figure 25.7/5: Independent process to open a new dialogue and transfer GPRS subscriber data from HLR to SGSN

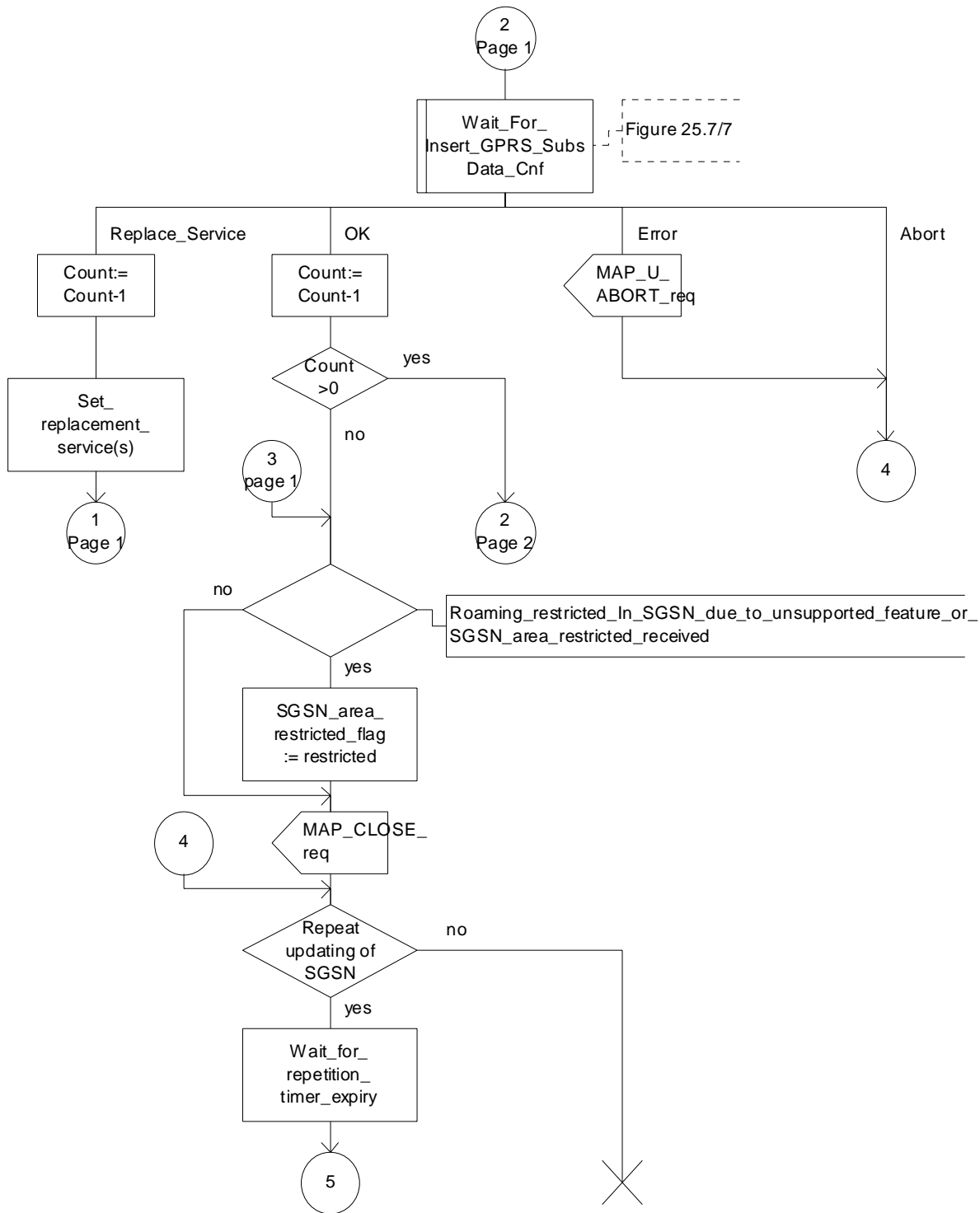


Figure 25.7/5 (sheet 2 of 2): Process Insert\_GPRS\_Subscriber\_Data\_Stand\_Alone\_HLR

### 25.7.3 Macro Wait\_for\_Insert\_Subscriber\_Data\_Cnf

This macro is used by any process or macro that describes the handling of the reception of the Insert\_Subscriber\_Data service in HLR that is coming from VLR (e.g. Update Location or Restore Data).

If the VLR reports the non-support of some basic or supplementary service or the network feature Operator Determined Barring then three actions are possible:

- to ignore the information received;
- to replace the not supported service;
- or to perform any other internal action.

The SDL diagram is shown in figure 25.7/3.

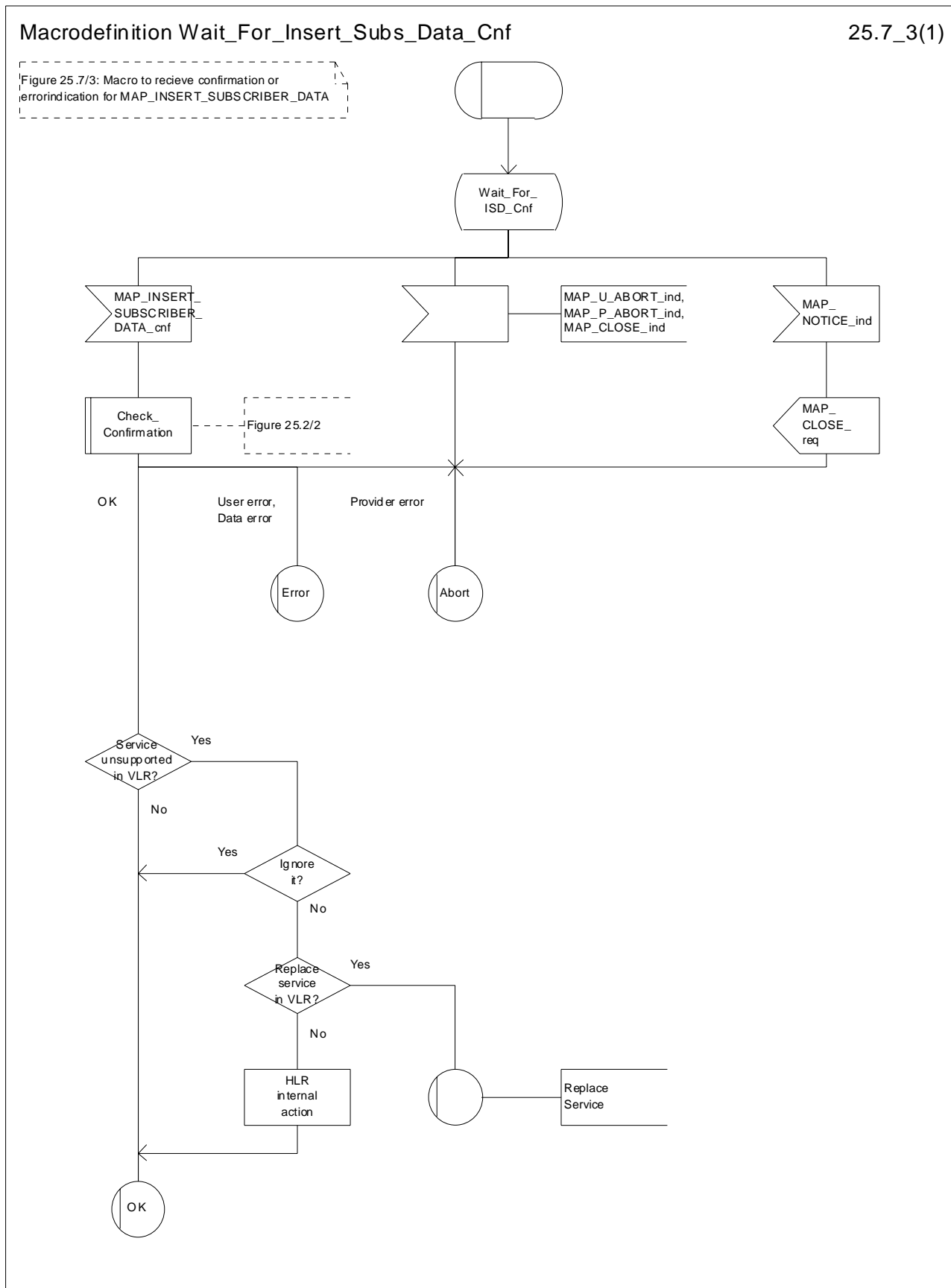


Figure 25.7/3: Macro Wait\_for\_Insert\_Subscriber\_Data\_Cnf

## 25.7.4 Process Send\_Insert\_Subscriber\_Data

This process is used by any process or macro where the Insert\_Subscriber\_Data request is sent to VLR or to SGSN.

The SDL diagram is shown in figure 25.7/4.

Process Send\_Insert\_SubData

25.7\_4(1)

Figure 25.7/4: Independent process to send a component of subscriber data from HLR to VLR

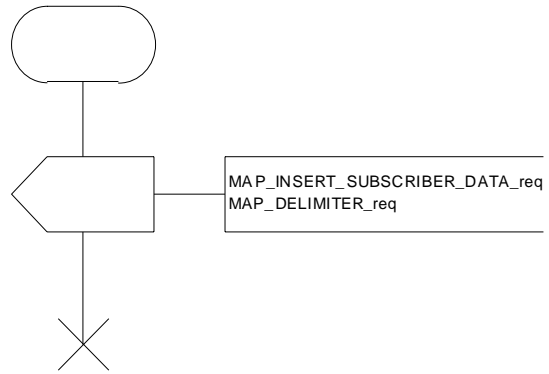


Figure 25.7/4: Process Send\_Insert\_SubData

## 25.7.5 Macro Insert\_SubscriberData\_SGSN

This macro describes the reception of the InsertSubscriberData service indication. This macro is used by any procedure that triggers the reception of subscriber data (e.g. Update GPRS Location ).

If the SGSN does not support any basic or the network feature Operator Determined Barring, or there is a problem with Regional Subscription Data then it reports it to the HLR.

If the entire SGSN area is restricted due to regional subscription this is reported to the HLR.

The SDL diagram is shown in figure 25.7/6.

Macrodefinition Insert\_Subscriber\_Data\_SGSN

25.7\_6(1)

Figure 25.7/6: Macro to receive and store subscriber data in the SGSN

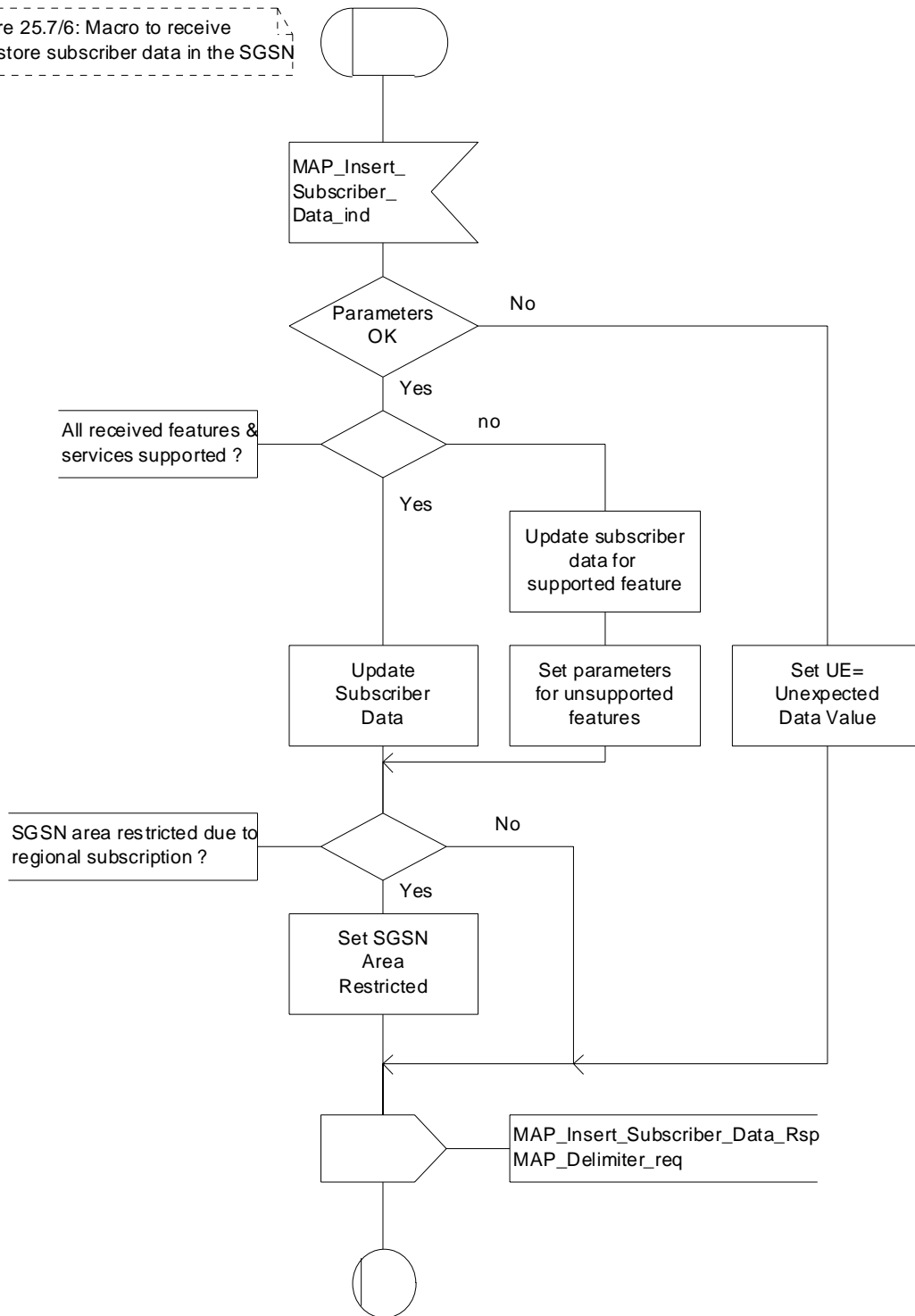


Figure 25.7/6: Macro Insert\_Subscriber\_Data\_SGSN

## 25.7.6 Macro Wait\_for\_Insert\_GPRS\_Subscriber\_Data\_Cnf

This macro is used by any process or macro that describes the handling of the reception of the Insert\_Subscriber\_Data service in HLR that is coming from SGSN (e.g. Update GPRS Location).

If the SGSN reports the non-support of some basic or the network feature Operator Determined Barring then three actions are possible:

- to ignore the information received;
- to replace the not supported service;
- or to perform any other internal action.

The SDL diagram is shown in figure 25.7/7.



Macrodefinition Wait\_For\_Insert\_GPRS\_Subscriber\_Data\_Cnf

25.7\_7(1)

Figure 25.7/7: Macro to receive confirmation or error indication for MAP\_INSERT\_SUBSCRIBER\_DATA from SGSN

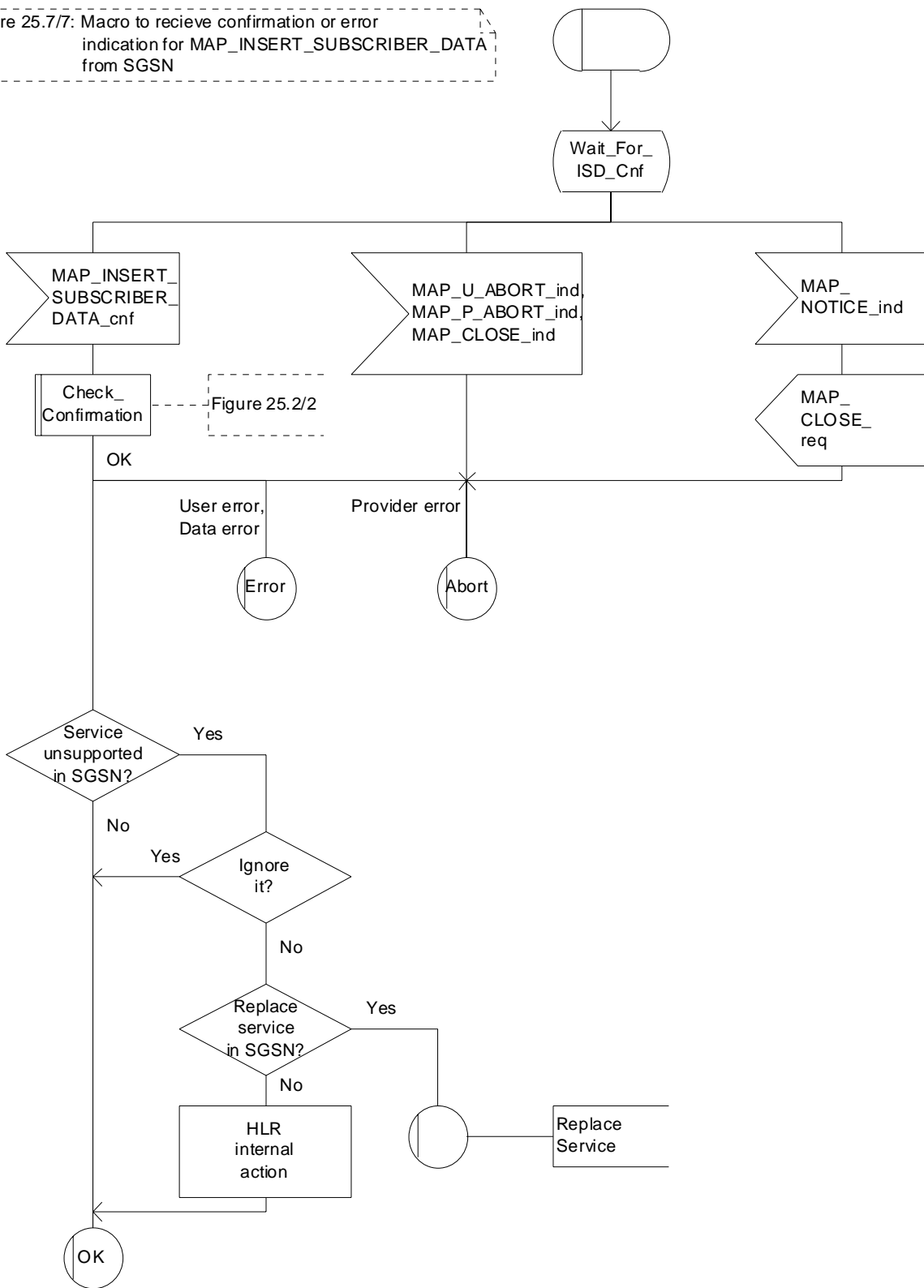


Figure 25.7/7: Macro Wait\_for\_Insert\_GPRS\_Subscriber\_Data\_Cnf

## 25.8 Request IMSI Macros

### 25.8.1 Macro Obtain\_IMSI\_MSC

This macro describes the handling of the request received from the VLR to provide the IMSI of a subscriber (e.g. at Location Updating).

The SDL diagram is shown in figure 25.8/1.

Macrodefinition Obtain\_IMSI\_MSC

25.8\_1(1)

Figure 25.8/1: Macro to relay an IMSI request from the VLR to the MS and return the response to the VLR

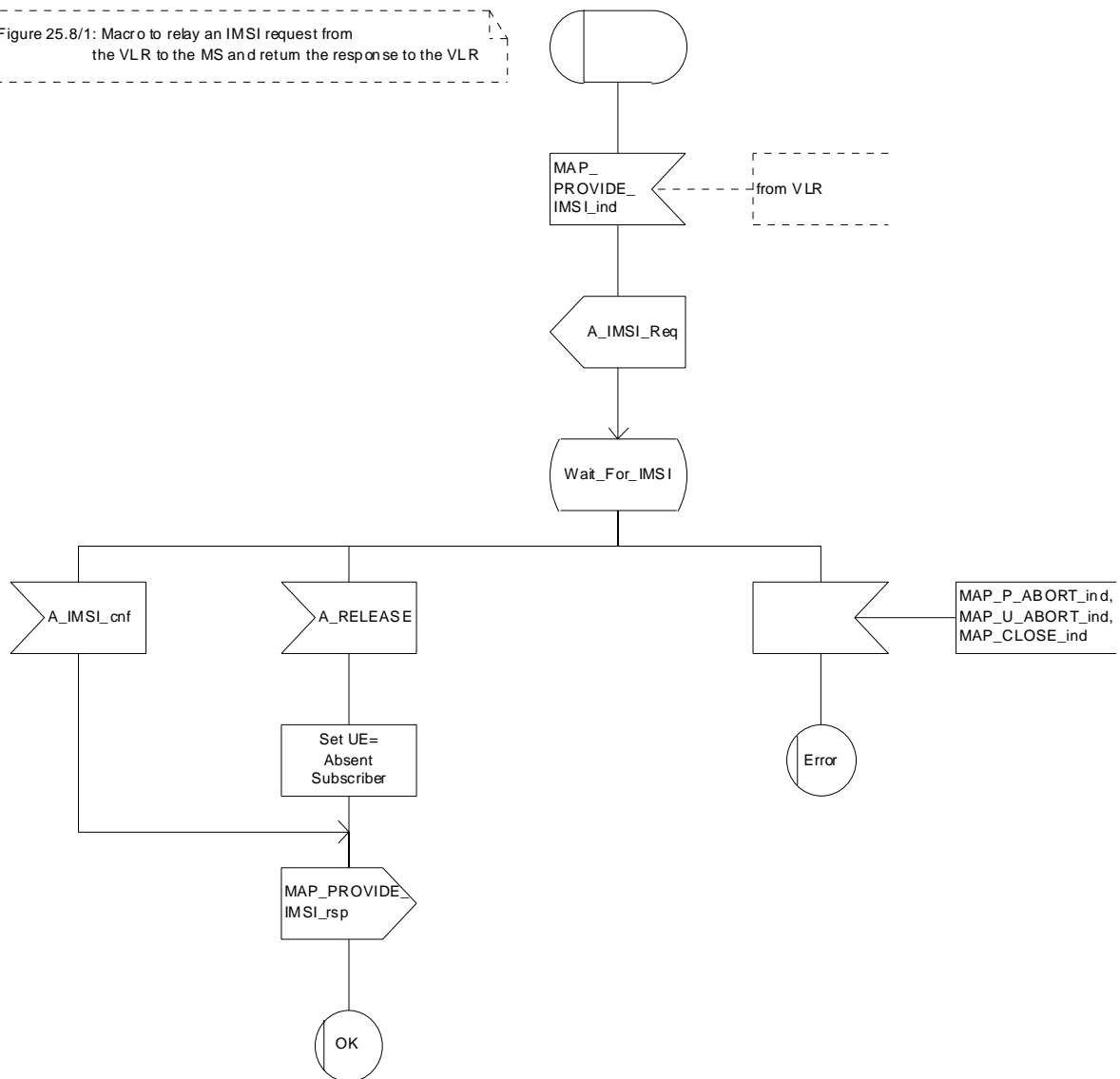


Figure 25.8/1: Macro Obtain\_IMSI\_MSC

## 25.8.2 Macro Obtain\_IMSI\_VLR

This macro describes the way VLR requests the MSC the IMSI of a subscriber (e.g. at Location Updating).

The SDL diagram is shown in figure 25.8/2.

Macrodefinition Obtain\_IMSI\_VLR

25.8\_2(1)

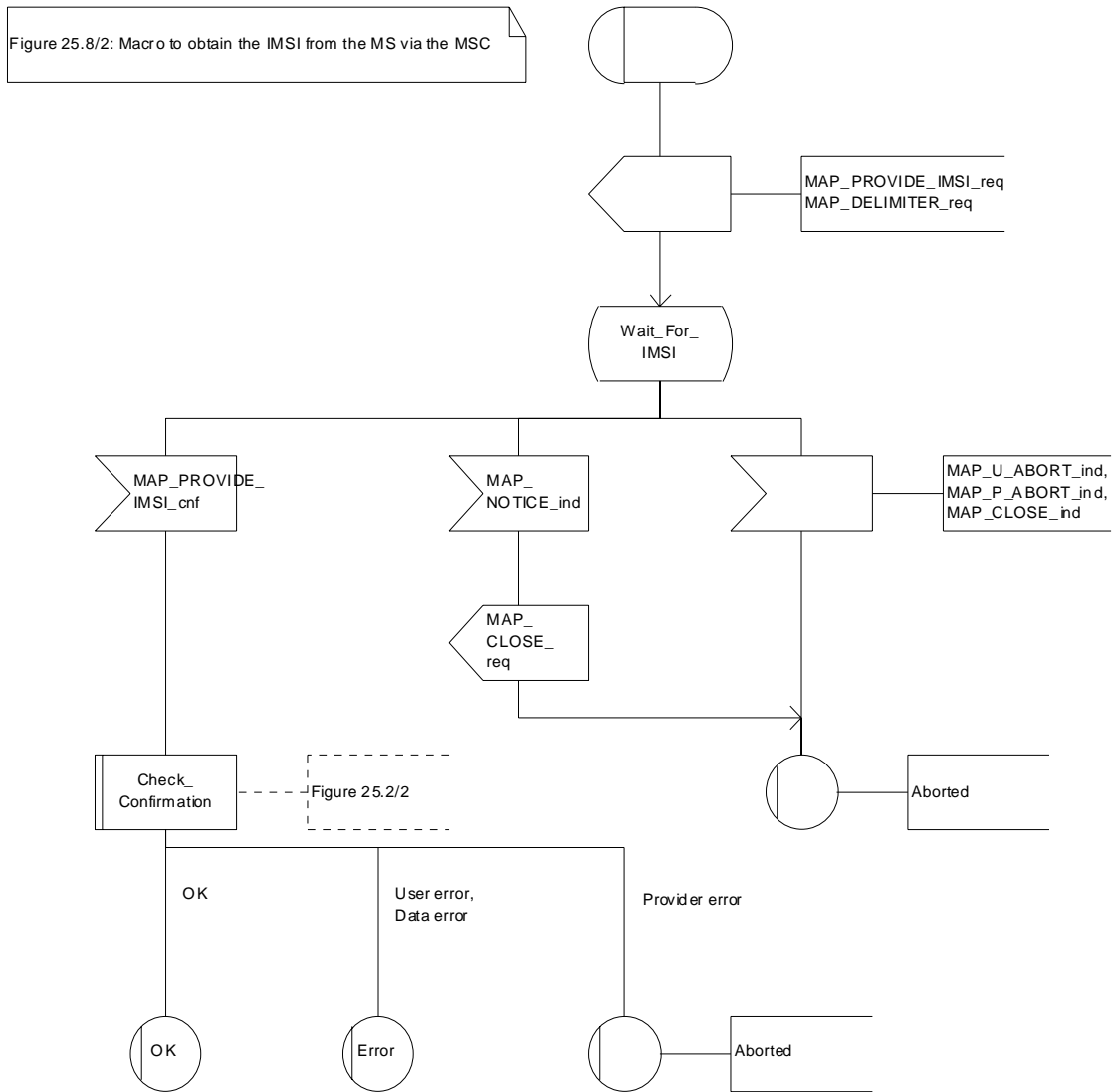


Figure 25.8/2: Macro Obtain\_IMSI\_VLR

## 25.9 Tracing macros

### 25.9.1 Macro Trace\_Subscriber\_Activity\_MSC

The Trace\_Subscriber\_Activity\_MSC is invoked in the MSC, when the MSC receives the MAP\_TRACE\_SUBSCRIBER\_ACTIVITY indication from the VLR. The data of the primitive is checked and the tracing in the MSC is started if the content includes no errors. No response is returned to the VLR.

The Trace\_Subscriber\_Activity\_MSC macro is described in the figure 25.9/1.

Macrodefinition Trace\_Subscriber\_Activity\_MSC

25.9\_1(1)

Figure 25.9/1: The Subscriber tracing macro in the MSC

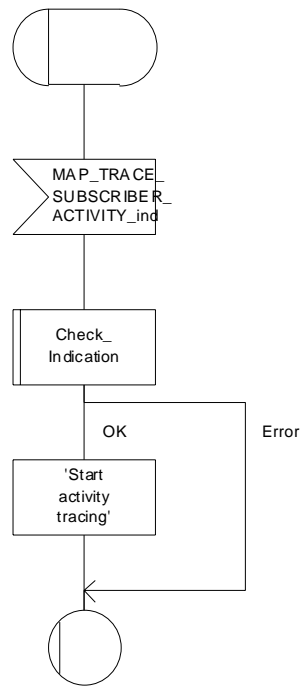


Figure 25.9/1: Macro Trace\_Subscriber\_Activity\_MSC

## 25.9.2 Macro Trace\_Subscriber\_Activity\_VLR

The macro Trace\_Subscriber\_Activity\_VLR is invoked, if the subscriber activity is detected by the VLR and the tracing is active. The VLR sends MAP\_TRACE\_SUBSCRIBER\_ACTIVITY request to the MSC. No answer is awaited from the MSC.

The Trace\_Subscriber\_Activity\_VLR macro is shown in the figure 25.9/2.



Macrodefinition Trace\_Subscriber\_Activity\_VLR

25.9\_2(1)

Figure 25.9/2: The subscriber tracing macro in the VLR

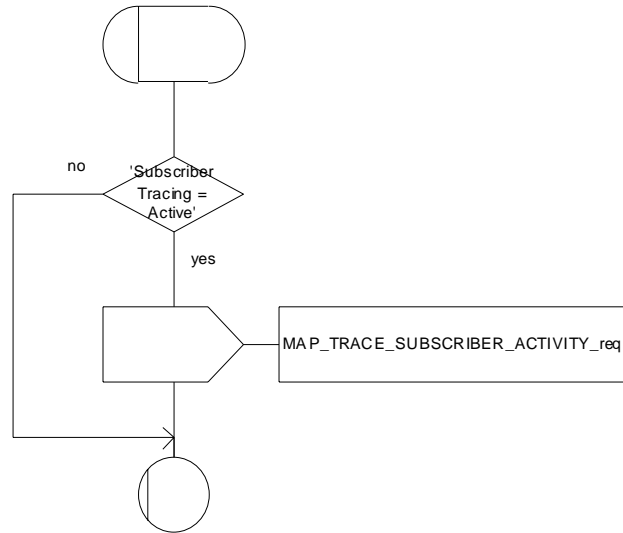


Figure 25.9/2: Macro Trace\_Subscriber\_Activity\_VLR

### 25.9.3 Macro Activate\_Tracing\_VLR

The Activate\_Tracing\_VLR macro is invoked, when the MAP\_ACTIVATE\_TRACE\_MODE indication is received from the HLR. The primitive is processed in the VLR as follows:

- if the data contains errors, a data missing or unexpected data value indication is returned to the HLR;
- if the tracing is not supported, a facility not supported indication is returned to the HLR;
- if the tracing buffer does not have any space left for the data, a tracing buffer full indication is returned to the HLR;
- if no errors is detected, the tracing is set active and a positive acknowledge is returned to the HLR.

The Activate\_Tracing\_VLR macro is described in the figure 25.9/3.

Macrodefinition Activate\_Tracing\_VLR

25.9\_3(1)

Figure 25.9/3: The activate trace mode macro in the VLR

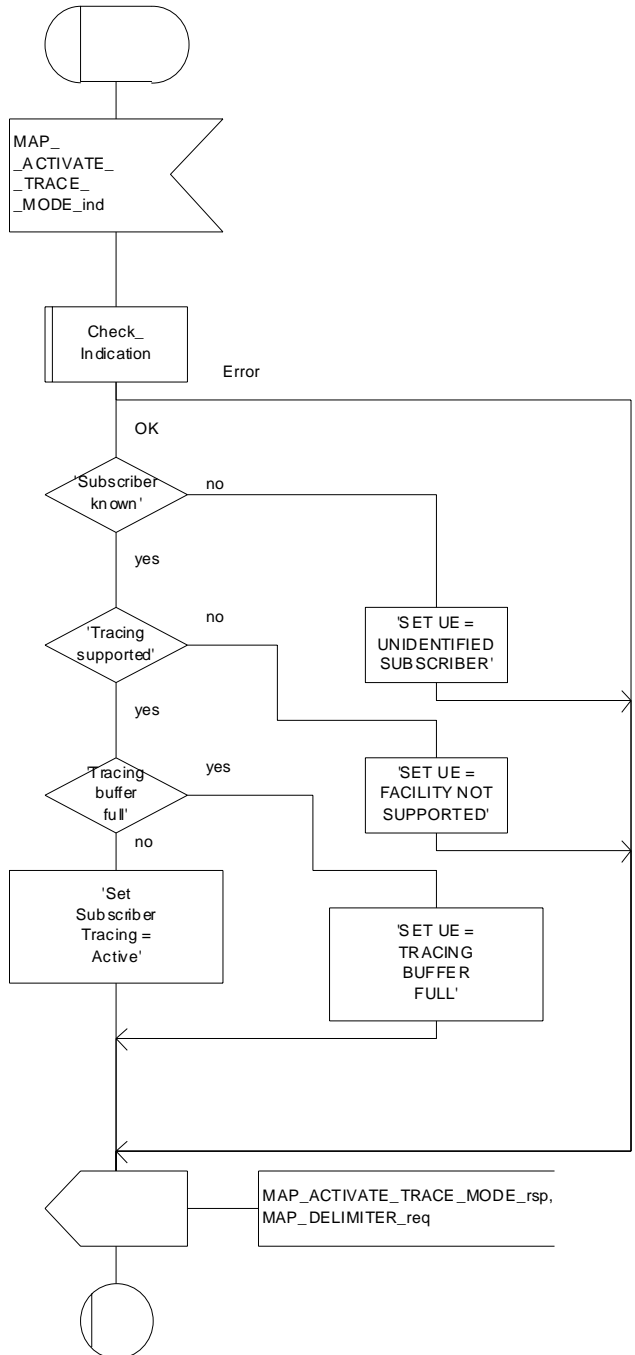


Figure 25.9/3: Macro Activate\_Tracing\_VLR

## 25.9.4 Macro Control\_Tracing\_HLR

The Control\_Tracing\_HLR macro may be invoked in the HLR, if subscriber related activity is detected. If the tracing is active in the HLR and not active in the VLR or in the SGSN, the MAP\_ACTIVATE\_TRACE\_MODE request is sent to the VLR or to the SGSN.

The MAP\_ACTIVATE\_TRACE\_MODE confirmation from the VLR or from the SGSN is processed as follows:

- if the primitive contains a successful acknowledge, the tracing in VLR or in the SGSN is set active;
- if the primitive contains errors, the tracing in VLR or in SGSN is set deactive.

The Control\_Tracing\_HLR macro between HLR and VLR is shown in the figure 25.9/4

The Control\_Tracing\_HLR\_with\_SGSN macro between HLR and SGSN is shown in the figure 25.9/5

Macrodefinition Control\_Tracing\_HLR

25.9\_4(1)

Figure 25.9/4: The subscriber tracing activation macro in the HLR

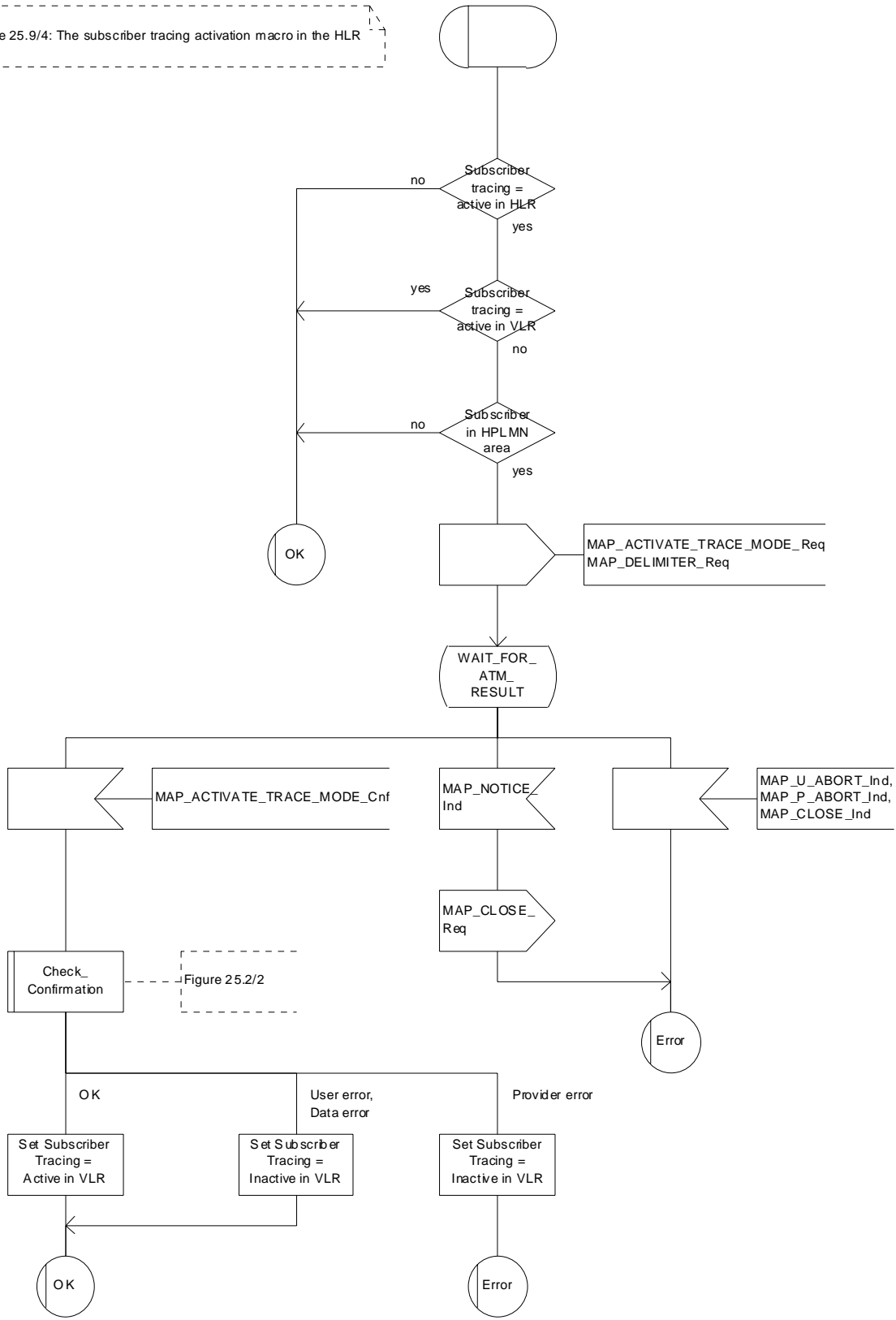


Figure 25.9/4: Macro Control\_Tracing\_HLR

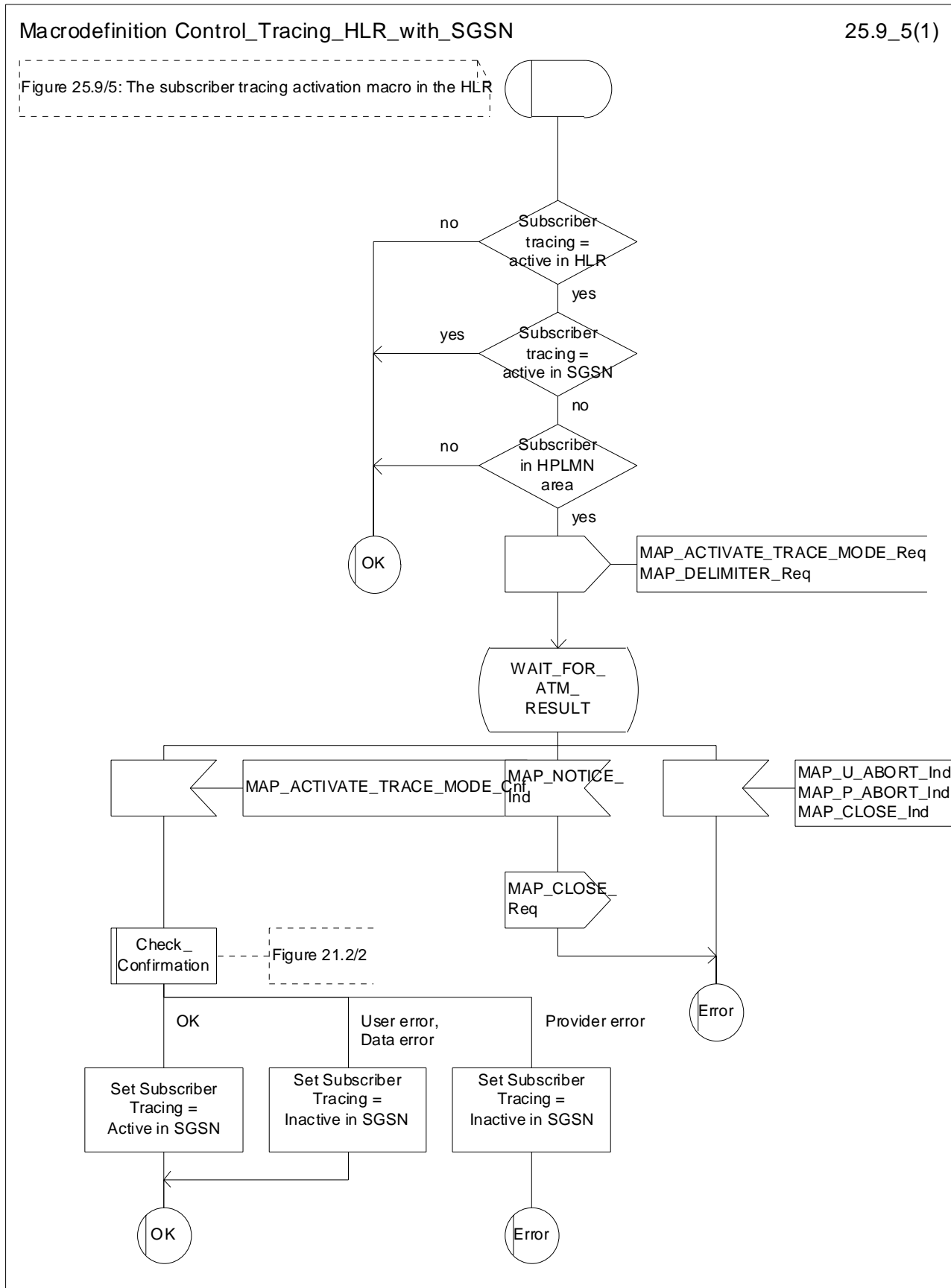


Figure 25.9/5: Macro Control\_Tracing\_HLR\_with\_SGSN

## 25.9.5 Macro Trace\_Subscriber\_Activity\_SGSN

The macro Trace\_Subscriber\_Activity\_SGSN is invoked, if the subscriber activity is detected by the SGSN and the tracing is active.

The Trace\_Subscriber\_Activity\_SGSN macro is shown in the figure 25.9/6.

Macrodefinition Trace\_Subscriber\_Activity\_SGSN

25.9\_6(1)

Figure 25.9/6: The subscriber tracing macro in the SGSN

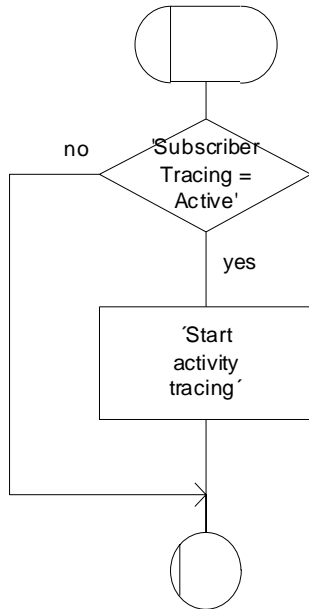


Figure 25.9/6: Macro Trace\_Subscriber\_Activity\_SGSN



## 25.9.6 Macro Activate\_Tracing\_SGSN

The Activate\_Tracing\_SGSN macro is invoked, when the MAP\_ACTIVATE\_TRACE\_MODE indication is received from the HLR. The primitive is processed in the SGSN as follows:

- if the data contains errors, a data missing or unexpected data value indication is returned to the HLR;
- if the tracing is not supported, a facility not supported indication is returned to the HLR;
- if the tracing buffer does not have any space left for the data, a tracing buffer full indication is returned to the HLR;
- if no errors is detected, the tracing is set active and a positive acknowledge is returned to the HLR.

The Activate\_Tracing\_SGSN macro is described in the figure 25.9/7.

Macrodefinition Activate\_Tracing\_SGSN

25.9\_7(1)

Figure 25.9/7: The activate trace mode macro in the SGSN

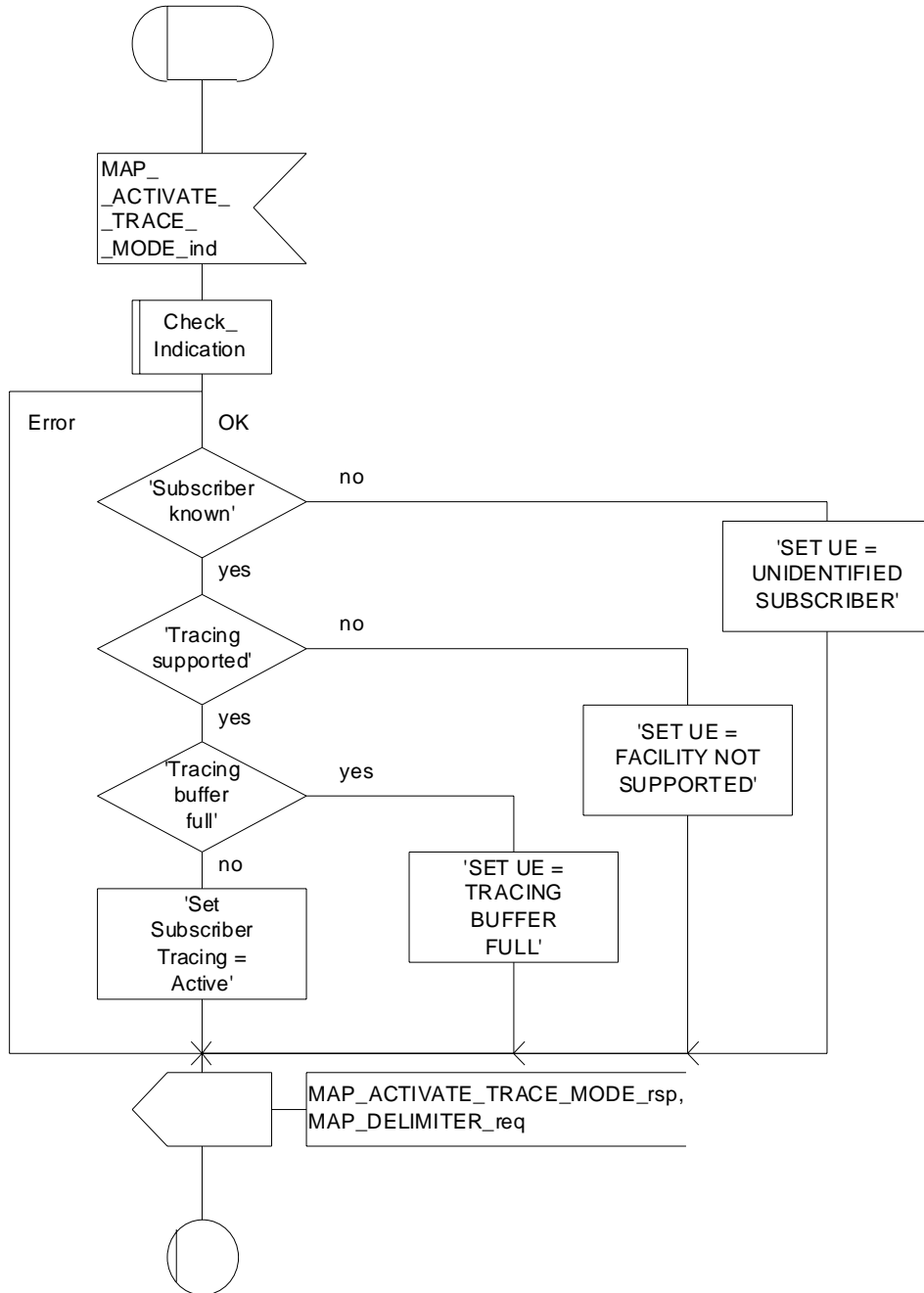


Figure 25.9/7: Macro Activate\_Tracing\_SGSN

## 25.10 Short Message Alert procedures

### 25.10.1 Subscriber\_Present\_VLR process

The Subscriber\_Present\_VLR process is invoked by the VLR, when the mobile subscriber becomes active and the MNRF flag is set. The general description of the short message alert procedures is in the subclause 23.4.

The VLR sends the MAP\_READY\_FOR\_SM request to the HLR and waits for the HLR to answer. When receiving the answer, the VLR will act as follows:

- the MNRF flag is cleared if the procedure is successful;
- the MNRF flag is not cleared if the procedure is not successful.

The Subscriber\_Present\_VLR process is shown in the figure 25.10/1.

Process Subscriber\_Present\_VLR

25.10\_1(1)

Figure 25.10/1: The short message alert process in the VLR for mobile present situation

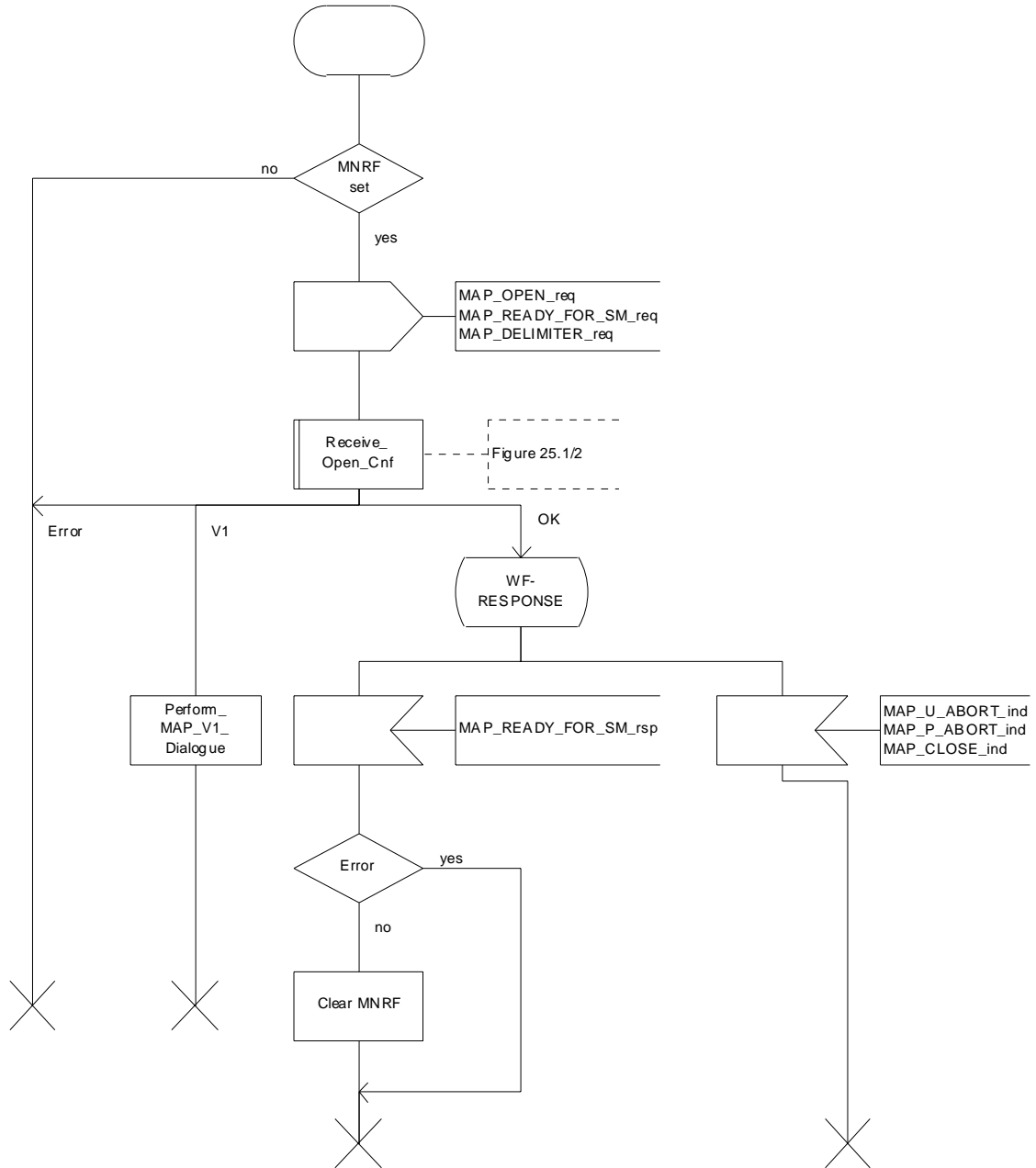


Figure 25.10/1: Process Subscriber\_Present\_VLR

## 25.10.2 Macro Alert\_Service\_Centre\_HLR

The Alert\_Service\_Centre\_HLR macro is initiated when the HLR notices that the Service Centre(s) shall be alerted. The macro starts process Alert\_Service\_Centre\_HLR for every SC address in the MWD list.

In the process Alert\_Service\_Centre\_HLR the HLR sends MAP\_ALERT\_SERVICE\_CENTRE request to the appropriate IWMSC. The MWD entry is deleted when the positive acknowledge is received from the IWMSC. The unsuccessful alert may be repeated. The MWD entry should be purged in the unsuccessful case, at least when a suitable time period has expired.

The Alert\_Service\_Centre\_HLR macro is shown in the figure 25.10/2 and the Alert\_Service\_Centre\_HLR process is shown in the figure 25.10/3.

Macrodefinition Alert\_Service\_Centre\_HLR

25.10\_2(1)

Figure 25.10/2: The short message alert macro in the HLR

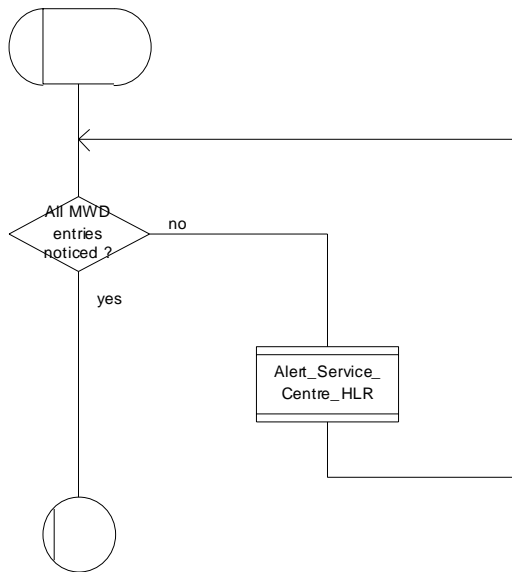


Figure 25.10/2: Macro Alert\_Service\_Centre\_HLR

### Process Alert\_Service\_Centre\_HLR

22.10\_3(1)

Figure 25.10/3: The short message alert process in the HLR

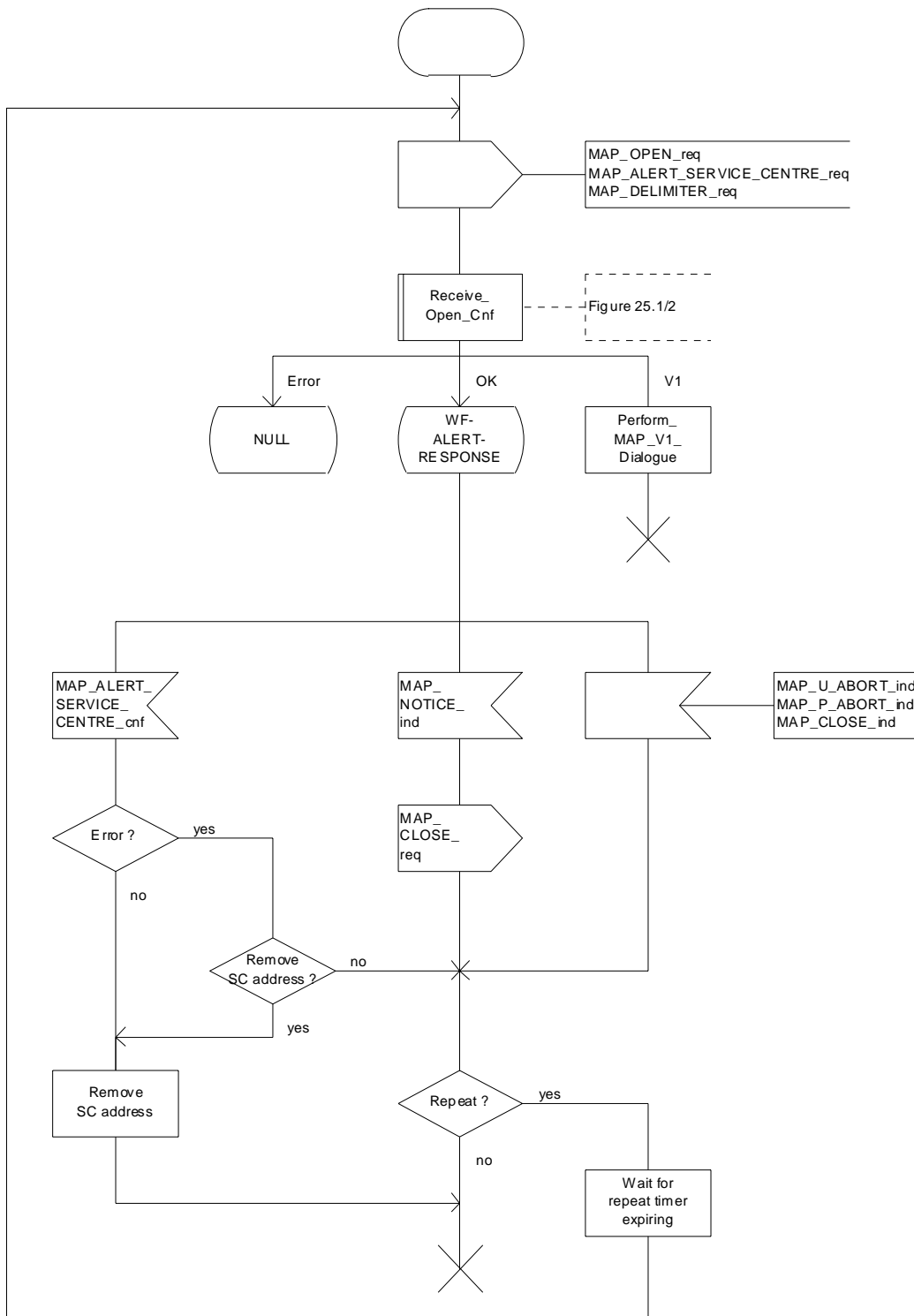


Figure 25.10/3: Process Alert\_Service\_Centre\_HLR

### 25.10.3 The Mobile Subscriber is present

When receiving Page response, Attach request or Routing area update request messages (TS GSM 04.08), while the MS not reachable for GPRS (MNRG) flag is set, the SGSN will send the MAP\_READY\_FOR\_SM request towards the HLR. The Alert Reason is set to indicate that the mobile subscriber is present for GPRS.

When receiving the answer, the SGSN will act as follows:

- MNRG is cleared if the procedure is successful
- MNRG is not cleared if the procedure is not successful

The Subscriber\_Present\_SGSN process is shown in the figure 25.10/4.



Process Subscriber\_Present\_SGSN

25.10\_4(1)

Figure 25.10/4: The short message alert process in the SGSN for mobile present situation

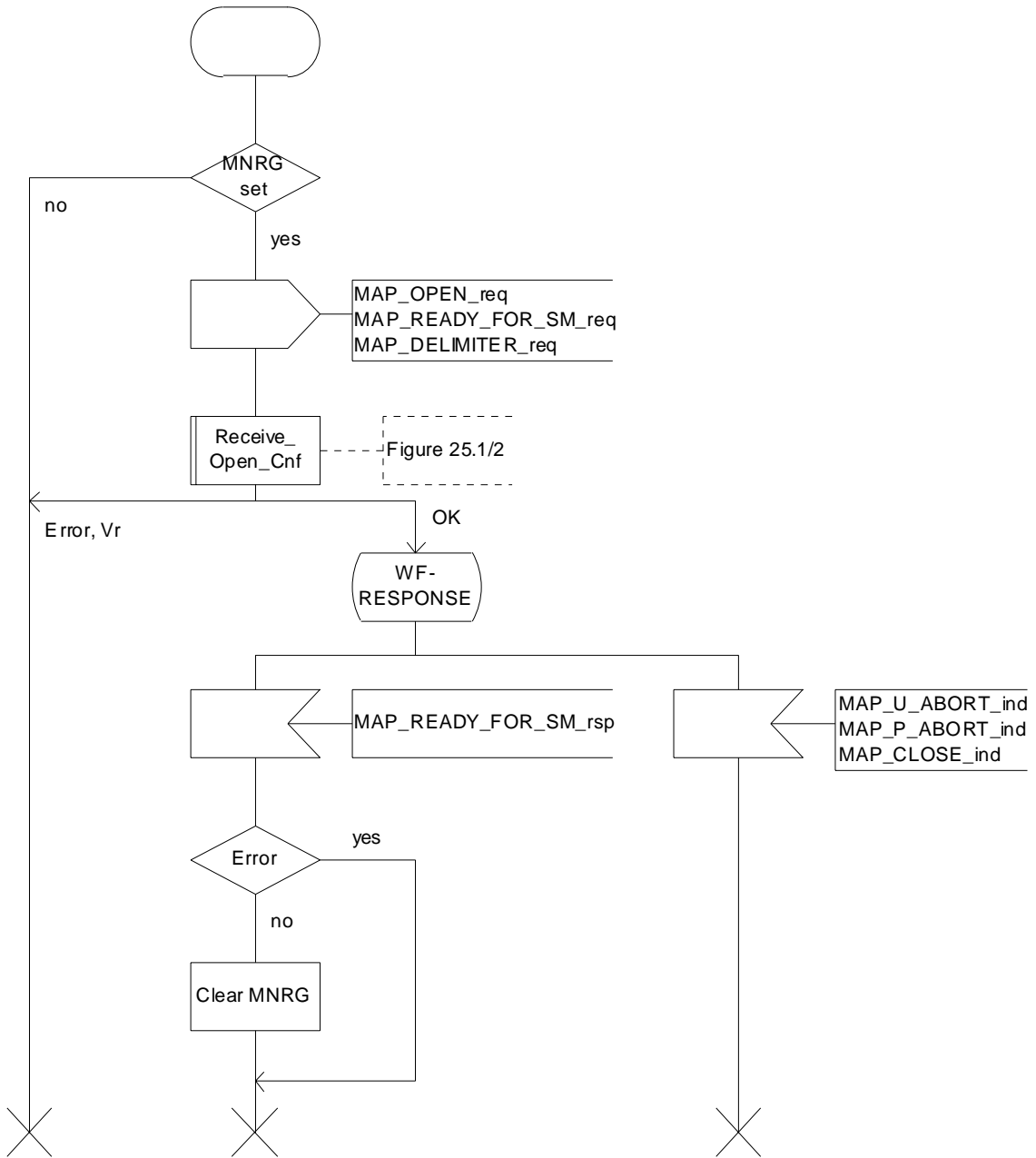


Figure 25.10/4: Process Subscriber\_Present\_SGSN

# Annex A (informative): Cross-reference for abstract syntaxes of MAP

Annex A is not part of the standard, it is included for information purposes only.

For every ASN.1 item such as identifier, type-reference or value-reference the cross-reference allows to locate all occurrences by means of module-name and line numbers. For that purpose line numbers are printed at the left margin in front of each ASN.1 source line starting with 1 for every module.

The items are sorted alphabetically in the cross-reference in a case-insensitive manner. Occurrences of an item are its definition and all its usages such as in exports, imports or within a type or value assignment.

For every item additional information is provided such as kind of item (identifier, value reference, type reference), and tag, associated type and value if applicable.

The cross-reference for a root module includes all modules referred to directly or indirectly via imports. The cross-references for the root modules MAP-Protocol/TCAPMessages and MAP-DialoguePDU are included.

TAG R4.70 Cross Reference Listing for MAP-Protocol 2000-04-07 13:15:50 PAGE 1

```

&extensionId.....identifier of Fieldspec
  DEFINED in MAP-ExtensionDataTypes : 24
  USED in MAP-ExtensionDataTypes : 41

&ExtensionType.....identifier of Fieldspec
  DEFINED in MAP-ExtensionDataTypes : 23
  USED in MAP-ExtensionDataTypes : 43

abort.....identifier of [APPLICATION 7] IMPLICIT Abort
  DEFINED in TCAPMessages : 56

Abort.....type reference SEQUENCE
  DEFINED in TCAPMessages : 74
  USED in TCAPMessages : 56

absentSubscriber.....value reference AbsentSubscriber, CHOICE VALUE
  DEFINED in MAP-Protocol : 344

AbsentSubscriber.....type reference ERROR
  DEFINED in MAP-Errors : 255
  USED in MAP-Protocol : 128 344
  USED in MAP-MobileServiceOpera : 80 328
  USED in MAP-CallHandlingOperat : 38 89 107 180
  USED in MAP-SupplementaryServi : 50 197 211
  USED in MAP-ShortMessageServic : 36
  USED in MAP-LocationServiceOpe : 28 63 79
  USED in MAP-Errors : 47

absentSubscriber.....identifier of Named Number, 1
  DEFINED in MAP-SM-DataTypes : 165

absentSubscriberDiagnosticSM.....identifier of [0] AbsentSubscriberDiagnosticSM
  DEFINED in MAP-SM-DataTypes : 147

absentSubscriberDiagnosticSM.....identifier of AbsentSubscriberDiagnosticSM
  DEFINED in MAP-ER-DataTypes : 146

AbsentSubscriberDiagnosticSM.....type reference INTEGER
  DEFINED in MAP-ER-DataTypes : 156
  USED in MAP-MS-DataTypes : 150 925
  USED in MAP-SM-DataTypes : 40 147 159
  USED in MAP-ER-DataTypes : 43 146 151

absentSubscriberParam.....identifier of AbsentSubscriberParam
  DEFINED in MAP-Errors : 257

AbsentSubscriberParam.....type reference SEQUENCE
  DEFINED in MAP-ER-DataTypes : 232
  USED in MAP-Errors : 115 257
  USED in MAP-ER-DataTypes : 34

absentSubscriberReason.....identifier of [0] AbsentSubscriberReason

```

DEFINED in MAP-ER-DataTypes : 235

AbsentSubscriberReason.....type reference ENUMERATED

DEFINED in MAP-ER-DataTypes : 237

USED in MAP-ER-DataTypes : 235

absentsubscriberSM.....value reference AbsentSubscriberSM, CHOICE VALUE

DEFINED in MAP-Protocol : 384

AbsentSubscriberSM.....type reference ERROR

DEFINED in MAP-Errors : 362

USED in MAP-Protocol : 149 384

USED in MAP-ShortMessageServic : 41 80 110

USED in MAP-Errors : 74

absentSubscriberSM-Param.....identifier of AbsentSubscriberSM-Param

DEFINED in MAP-Errors : 364

AbsentSubscriberSM-Param.....type reference SEQUENCE

DEFINED in MAP-ER-DataTypes : 145

USED in MAP-Errors : 125 364

USED in MAP-ER-DataTypes : 42

accepted.....identifier of Named Number, 0

DEFINED in MAP-CH-DataTypes : 411

accessOutsideLSAsAllowed.....identifier of Named Number, 0

DEFINED in MAP-MS-DataTypes : 378

PAGE TAG R4.70 Cross Reference Listing for MAP-Protocol 2000-04-07 13:15:50  
2

accessOutsideLSAsRestricted.....identifier of Named Number, 1  
 DEFINED in MAP-MS-DataTypes : 379

activateSS.....value reference ActivateSS, CHOICE VALUE  
 DEFINED in MAP-Protocol : 231

ActivateSS.....type reference OPERATION  
 DEFINED in MAP-SupplementaryServi : 121  
 USED in MAP-Protocol : 64 231  
 USED in MAP-SupplementaryServi : 15

activateTraceMode.....value reference ActivateTraceMode, CHOICE VALUE  
 DEFINED in MAP-Protocol : 210

ActivateTraceMode.....type reference OPERATION  
 DEFINED in MAP-OperationAndMainte : 50  
 USED in MAP-Protocol : 41 210  
 USED in MAP-OperationAndMainte : 13

activateTraceModeArg.....identifier of ActivateTraceModeArg  
 DEFINED in MAP-OperationAndMainte : 52

ActivateTraceModeArg.....type reference SEQUENCE  
 DEFINED in MAP-OM-DataTypes : 36  
 USED in MAP-OperationAndMainte : 34 52  
 USED in MAP-OM-DataTypes : 14

activateTraceModeRes.....identifier of ActivateTraceModeRes  
 DEFINED in MAP-OperationAndMainte : 54

ActivateTraceModeRes.....type reference SEQUENCE  
 DEFINED in MAP-OM-DataTypes : 50  
 USED in MAP-OperationAndMainte : 35 54  
 USED in MAP-OM-DataTypes : 15

additionalAbsentSubscriberDiagnosticSM..identifier of [5] AbsentSubscriberDiagnosticSM  
 DEFINED in MAP-SM-DataTypes : 159

additionalAbsentSubscriberDiagnosticSM..identifier of [0] AbsentSubscriberDiagnosticSM  
 DEFINED in MAP-ER-DataTypes : 151

additionalSignalInfo.....identifier of [17] Ext-ExternalSignalInfo  
 DEFINED in MAP-CH-DataTypes : 107

additionalSignalInfo.....identifier of [14] Ext-ExternalSignalInfo  
 DEFINED in MAP-CH-DataTypes : 197

additionalSM-DeliveryOutcome.....identifier of [4] SM-DeliveryOutcome  
 DEFINED in MAP-SM-DataTypes : 157

additional-Number.....identifier of [6] Additional-Number  
 DEFINED in MAP-SM-DataTypes : 93

Additional-Number.....type reference CHOICE  
 DEFINED in MAP-SM-DataTypes : 97  
 USED in MAP-SM-DataTypes : 93

AddressString.....type reference OCTET STRING  
 DEFINED in MAP-CommonDataTypes : 88  
 USED in MAP-CommonDataTypes : 16 132 332  
 USED in MAP-OM-DataTypes : 21 40  
 USED in MAP-SS-DataTypes : 44 72 276  
 USED in MAP-SM-DataTypes : 31 55 135 140 145 176  
 USED in MAP-LCS-DataTypes : 26 102

ageOfLocationEstimate.....identifier of [0] AgeOfLocationInformation  
 DEFINED in MAP-LCS-DataTypes : 167

ageOfLocationEstimate.....identifier of [6] AgeOfLocationInformation  
 DEFINED in MAP-LCS-DataTypes : 226

ageOfLocationInformation.....identifier of AgeOfLocationInformation  
 DEFINED in MAP-MS-DataTypes : 1031

AgeOfLocationInformation.....type reference INTEGER  
 DEFINED in MAP-CommonDataTypes : 410  
 USED in MAP-MS-DataTypes : 135 1031  
 USED in MAP-CommonDataTypes : 51  
 USED in MAP-LCS-DataTypes : 32 167 226

alertingCategory-1.....value reference AlertingPattern, '00000100'B

PAGE TAG R4.70 Cross Reference Listing for MAP-Protocol 2000-04-07 13:15:50  
3

DEFINED in MAP-CommonDataTypes : 239

alertingCategory-2.....value reference AlertingPattern, '00000101'B  
DEFINED in MAP-CommonDataTypes : 240

alertingCategory-3.....value reference AlertingPattern, '00000110'B  
DEFINED in MAP-CommonDataTypes : 241

alertingCategory-4.....value reference AlertingPattern, '00000111'B  
DEFINED in MAP-CommonDataTypes : 242

alertingCategory-5.....value reference AlertingPattern, '00001000'B  
DEFINED in MAP-CommonDataTypes : 243

alertingLevel-0.....value reference AlertingPattern, '00000000'B  
DEFINED in MAP-CommonDataTypes : 233

alertingLevel-1.....value reference AlertingPattern, '00000001'B  
DEFINED in MAP-CommonDataTypes : 234

alertingLevel-2.....value reference AlertingPattern, '00000010'B  
DEFINED in MAP-CommonDataTypes : 235

AlertingPattern.....type reference OCTET STRING  
DEFINED in MAP-CommonDataTypes : 220  
USED in MAP-CommonDataTypes : 24 233 234 235 239 240 241 242 243  
USED in MAP-CH-DataTypes : 65 104 194 401  
USED in MAP-SS-DataTypes : 49 214

alertingPattern.....identifier of [14] AlertingPattern  
DEFINED in MAP-CH-DataTypes : 104

alertingPattern.....identifier of [12] AlertingPattern  
DEFINED in MAP-CH-DataTypes : 194

alertingPattern.....identifier of [5] AlertingPattern  
DEFINED in MAP-CH-DataTypes : 401

alertingPattern.....identifier of AlertingPattern  
DEFINED in MAP-SS-DataTypes : 214

alertReason.....identifier of AlertReason  
DEFINED in MAP-SM-DataTypes : 195

AlertReason.....type reference ENUMERATED  
DEFINED in MAP-SM-DataTypes : 207  
USED in MAP-SM-DataTypes : 27 195

alertReasonIndicator.....identifier of NULL  
DEFINED in MAP-SM-DataTypes : 196

alertServiceCentre.....value reference AlertServiceCentre, CHOICE VALUE  
DEFINED in MAP-Protocol : 251

AlertServiceCentre.....type reference OPERATION  
DEFINED in MAP-ShortMessageService : 124  
USED in MAP-Protocol : 84 251  
USED in MAP-ShortMessageService : 17

alertServiceCentreArg.....identifier of AlertServiceCentreArg  
DEFINED in MAP-ShortMessageService : 126

AlertServiceCentreArg.....type reference SEQUENCE  
DEFINED in MAP-SM-DataTypes : 174  
USED in MAP-ShortMessageService : 54 126  
USED in MAP-SM-DataTypes : 22

allAdditionalInfoTransferSS.....value reference SS-Code, '10000000'B  
DEFINED in MAP-SS-Code : 105

allAlternateSpeech-DataCDA.....value reference BearerServiceCode, '00110000'B  
DEFINED in MAP-BS-Code : 82

allAlternateSpeech-DataCDS.....value reference BearerServiceCode, '00111000'B  
DEFINED in MAP-BS-Code : 84

allAsynchronousServices.....value reference BearerServiceCode, '01100000'B  
DEFINED in MAP-BS-Code : 95

allBarringSS.....value reference SS-Code, '10010000'B

DEFINED in MAP-SS-Code : 115

PAGE	TAG	R4.70	Cross Reference Listing for MAP-Protocol	2000-04-07	13:15:50
4					
	allBearerServices	.....value	reference BearerServiceCode, '00000000'B		
	DEFINED in MAP-BS-Code	: 49			
	allCallCompletionSS	.....value	reference SS-Code, '01000000'B		
	DEFINED in MAP-SS-Code	: 72			
	allCallofferingSS	.....value	reference SS-Code, '00110000'B		
	DEFINED in MAP-SS-Code	: 63			
	allCallPrioritySS	.....value	reference SS-Code, '10100000'B		
	DEFINED in MAP-SS-Code	: 151			
	allChargingSS	.....value	reference SS-Code, '01110000'B		
	DEFINED in MAP-SS-Code	: 97			
	allCommunityOfInterest-SS	.....value	reference SS-Code, '01100000'B		
	DEFINED in MAP-SS-Code	: 91			
	allCondForwardingSS	.....value	reference SS-Code, '00101000'B		
	DEFINED in MAP-SS-Code	: 52			
	allDataCDA-Services	.....value	reference BearerServiceCode, '00010000'B		
	DEFINED in MAP-BS-Code	: 51			
	allDataCDS-Services	.....value	reference BearerServiceCode, '00011000'B		
	DEFINED in MAP-BS-Code	: 60			
	allDataCircuitAsynchronous	.....value	reference BearerServiceCode, '01010000'B		
	DEFINED in MAP-BS-Code	: 92			
	allDataCircuitSynchronous	.....value	reference BearerServiceCode, '01011000'B		
	DEFINED in MAP-BS-Code	: 98			
	allDataPDS-Services	.....value	reference BearerServiceCode, '00101000'B		
	DEFINED in MAP-BS-Code	: 76			
	allDataTeleservices	.....value	reference TeleserviceCode, '01110000'B		
	DEFINED in MAP-TS-Code	: 55			
	allECT-Barred	.....identifier of Named Number, 9			
	DEFINED in MAP-MS-DataTypes	: 462			
	allFacsimileTransmissionServices	.....value	reference TeleserviceCode, '01100000'B		
	DEFINED in MAP-TS-Code	: 48			
	allForwardingSS	.....value	reference SS-Code, '00100000'B		
	DEFINED in MAP-SS-Code	: 48			
	allGPRSData	.....identifier of NULL			
	DEFINED in MAP-MS-DataTypes	: 757			
	allInformationSent	.....identifier of [11] NULL			
	DEFINED in MAP-CH-DataTypes	: 216			
	allLCSPrivacyException	.....value	reference SS-Code, '10110000'B		
	DEFINED in MAP-SS-Code	: 157			
	allLineIdentificationSS	.....value	reference SS-Code, '00010000'B		
	DEFINED in MAP-SS-Code	: 25			
	allLSAData	.....identifier of NULL			
	DEFINED in MAP-MS-DataTypes	: 764			
	allMOLR-SS	.....value	reference SS-Code, '11000000'B		
	DEFINED in MAP-SS-Code	: 170			
	allMultiPartySS	.....value	reference SS-Code, '01010000'B		
	DEFINED in MAP-SS-Code	: 85			
	allNameIdentificationSS	.....value	reference SS-Code, '00011000'B		
	DEFINED in MAP-SS-Code	: 40			
	allOG-CallsBarred	.....identifier of Named Number, 0			
	DEFINED in MAP-MS-DataTypes	: 453			
	allPadAccessCA-Services	.....value	reference BearerServiceCode, '00100000'B		
	DEFINED in MAP-BS-Code	: 67			
	allPLMN-specificBS	.....value	reference BearerServiceCode, '11010000'B		
	DEFINED in MAP-BS-Code	: 110			



allPLMN-specificSS.....value reference SS-Code, '11110000'B

PAGE TAG R4.70 Cross Reference Listing for MAP-Protocol 2000-04-07 13:15:50  
5

DEFINED in MAP-SS-Code : 134

allPLMN-specificTS.....value reference TeleserviceCode, '11010000'B  
DEFINED in MAP-TS-Code : 72

allShortMessageServices.....value reference TeleserviceCode, '00100000'B  
DEFINED in MAP-TS-Code : 44

allSpeechFollowedByDataCDA.....value reference BearerServiceCode, '01000000'B  
DEFINED in MAP-BS-Code : 86

allSpeechFollowedByDataCDS.....value reference BearerServiceCode, '01001000'B  
DEFINED in MAP-BS-Code : 88

allSpeechTransmissionServices.....value reference TeleserviceCode, '00010000'B  
DEFINED in MAP-TS-Code : 40

allSS.....value reference SS-Code, '00000000'B  
DEFINED in MAP-SS-Code : 21

allSynchronousServices.....value reference BearerServiceCode, '01101000'B  
DEFINED in MAP-BS-Code : 101

allTeleservices.....value reference TeleserviceCode, '00000000'B  
DEFINED in MAP-TS-Code : 38

allTeleservices-ExeoptSMS.....value reference TeleserviceCode, '10000000'B  
DEFINED in MAP-TS-Code : 58

allVoiceGroupCallServices.....value reference TeleserviceCode, '10010000'B  
DEFINED in MAP-TS-Code : 67

anonymousLocation.....identifier of Named Number, 3  
DEFINED in MAP-CommonDataTypes : 340

anyTimeInterrogation.....value reference AnyTimeInterrogation, CHOICE VALUE  
DEFINED in MAP-Protocol : 260

AnyTimeInterrogation.....type reference OPERATION  
DEFINED in MAP-MobileServiceOpera : 202  
USED in MAP-Protocol : 30 260  
USED in MAP-MobileServiceOpera : 27

anyTimeInterrogationArg.....identifier of AnyTimeInterrogationArg  
DEFINED in MAP-MobileServiceOpera : 204

AnyTimeInterrogationArg.....type reference SEQUENCE  
DEFINED in MAP-MS-DataTypes : 1066  
USED in MAP-MobileServiceOpera : 110 204  
USED in MAP-MS-DataTypes : 79

anyTimeInterrogationRes.....identifier of AnyTimeInterrogationRes  
DEFINED in MAP-MobileServiceOpera : 206

AnyTimeInterrogationRes.....type reference SEQUENCE  
DEFINED in MAP-MS-DataTypes : 1073  
USED in MAP-MobileServiceOpera : 111 206  
USED in MAP-MS-DataTypes : 80

aocc.....value reference SS-Code, '01110010'B  
DEFINED in MAP-SS-Code : 102

aoci.....value reference SS-Code, '01110001'B  
DEFINED in MAP-SS-Code : 100

apn.....identifier of [20] APN  
DEFINED in MAP-MS-DataTypes : 344

APN.....type reference OCTET STRING  
DEFINED in MAP-MS-DataTypes : 359  
USED in MAP-MS-DataTypes : 344

asciiCallReference.....identifier of ASCII-CallReference  
DEFINED in MAP-GR-DataTypes : 51

ASCII-CallReference.....type reference TBCD-STRING  
DEFINED in MAP-CommonDataTypes : 263  
USED in MAP-CommonDataTypes : 38  
USED in MAP-GR-DataTypes : 26 51

assumedIdle.....identifier of [0] NULL  
DEFINED in MAP-MS-DataTypes : 1053

PAGE TAG R4.70 Cross Reference Listing for MAP-Protocol 2000-04-07 13:15:50  
6

```

ati-NotAllowed.....value reference ATI-NotAllowed, CHOICE VALUE
  DEFINED in MAP-Protocol      : 355

ATI-NotAllowed.....type reference ERROR
  DEFINED in MAP-Errors        : 299
  USED in MAP-Protocol         : 135 355
  USED in MAP-MobileServiceOpera : 77 209
  USED in MAP-Errors           : 54

ati-NotAllowedParam.....identifier of ATI-NotAllowedParam
  DEFINED in MAP-Errors        : 301

ATI-NotAllowedParam.....type reference SEQUENCE
  DEFINED in MAP-ER-DataTypes  : 263
  USED in MAP-Errors           : 122 301
  USED in MAP-ER-DataTypes     : 39

AuthenticationSet.....type reference SEQUENCE
  DEFINED in MAP-MS-DataTypes  : 223
  USED in MAP-MS-DataTypes     : 221

authenticationSetList.....identifier of AuthenticationSetList
  DEFINED in MAP-MS-DataTypes  : 217

AuthenticationSetList.....type reference SEQUENCE OF
  DEFINED in MAP-MS-DataTypes  : 220
  USED in MAP-MS-DataTypes     : 217 281

automaticFacsimileGroup3.....value reference TeleserviceCode, '01100010'B
  DEFINED in MAP-TS-Code       : 50

autonomousSelfLocation.....value reference SS-Code, '11000010'B
  DEFINED in MAP-SS-Code       : 174

a-side.....identifier of Named Number, 0
  DEFINED in MAP-CH-DataTypes  : 374

badlyFormattedTransactionPortion.....identifier of Named Number, 2
  DEFINED in TCAPMessages      : 105

badlyStructuredComponent.....identifier of Named Number, 2
  DEFINED in TCAPMessages      : 181

baic.....value reference SS-Code, '10011010'B
  DEFINED in MAP-SS-Code       : 128

baoc.....value reference SS-Code, '10010010'B
  DEFINED in MAP-SS-Code       : 119

barringOfIncomingCalls.....value reference SS-Code, '10011001'B
  DEFINED in MAP-SS-Code       : 126

barringOfOutgoingCalls.....value reference SS-Code, '10010001'B
  DEFINED in MAP-SS-Code       : 117

barringServiceActive.....identifier of Named Number, 0
  DEFINED in MAP-ER-DataTypes  : 98

basicCall.....identifier of Named Number, 0
  DEFINED in MAP-CH-DataTypes  : 112

basicSelfLocation.....value reference SS-Code, '11000001'B
  DEFINED in MAP-SS-Code       : 172

basicService.....identifier of Ext-BasicServiceCode
  DEFINED in MAP-MS-DataTypes  : 500

basicService.....identifier of Ext-BasicServiceCode
  DEFINED in MAP-MS-DataTypes  : 579

basicService.....identifier of Ext-BasicServiceCode
  DEFINED in MAP-MS-DataTypes  : 622

basicService.....identifier of [5] Ext-BasicServiceCode
  DEFINED in MAP-CH-DataTypes  : 140

basicService.....identifier of BasicServiceCode
  DEFINED in MAP-SS-DataTypes  : 71

```

basicService.....identifier of BasicServiceCode  
DEFINED in MAP-SS-DataTypes : 95

PAGE TAG R4.70 Cross Reference Listing for MAP-Protocol 2000-04-07 13:15:50  
7

```

basicService.....identifier of BasicServiceCode
  DEFINED in MAP-SS-DataTypes      :    151

basicService.....identifier of BasicServiceCode
  DEFINED in MAP-SS-DataTypes      :    179

basicService.....identifier of BasicServiceCode
  DEFINED in MAP-ER-DataTypes      :    120

BasicServiceCode.....type reference CHOICE
  DEFINED in MAP-CommonDataTypes   :    379
  USED in MAP-CommonDataTypes     :     45
  USED in MAP-SS-DataTypes        :     48    71    95    151    179    199    254
  USED in MAP-ER-DataTypes        :     64    120

basicServiceCriteria.....identifier of [1] BasicServiceCriteria
  DEFINED in MAP-MS-DataTypes      :    855

BasicServiceCriteria.....type reference SEQUENCE OF
  DEFINED in MAP-MS-DataTypes      :    875
  USED in MAP-MS-DataTypes        :     57    855
  USED in MAP-CH-DataTypes        :     42

basicServiceGroup.....identifier of [9] Ext-BasicServiceCode
  DEFINED in MAP-CH-DataTypes      :     98

basicServiceGroup.....identifier of [1] Ext-BasicServiceCode
  DEFINED in MAP-CH-DataTypes      :    207

basicServiceGroup.....identifier of [3] BasicServiceCode
  DEFINED in MAP-SS-DataTypes      :    199

basicServiceGroupList.....identifier of Ext-BasicServiceGroupList
  DEFINED in MAP-MS-DataTypes      :    597

basicServiceGroupList.....identifier of Ext-BasicServiceGroupList
  DEFINED in MAP-MS-DataTypes      :    644

basicServiceGroupList.....identifier of BasicServiceGroupList
  DEFINED in MAP-SS-DataTypes      :    159

basicServiceGroupList.....identifier of [2] BasicServiceGroupList
  DEFINED in MAP-SS-DataTypes      :    206

BasicServiceGroupList.....type reference SEQUENCE OF
  DEFINED in MAP-SS-DataTypes      :    253
  USED in MAP-SS-DataTypes        :    159    206

basicServiceList.....identifier of [1] BasicServiceList
  DEFINED in MAP-MS-DataTypes      :    740

BasicServiceList.....type reference SEQUENCE OF
  DEFINED in MAP-MS-DataTypes      :    770
  USED in MAP-MS-DataTypes        :    740

bearerService.....identifier of [2] BearerServiceCode
  DEFINED in MAP-CommonDataTypes   :    380

BearerServiceCode.....type reference OCTET STRING
  DEFINED in MAP-BS-Code           :     11
  USED in MAP-CommonDataTypes     :     63    380
  USED in MAP-BS-Code             :     49    51    52    53    54    55    56    57    58
                                     60    61    62    63    64    65    67    68    69
                                     70    71    72    73    74    76    77    78    79
                                     80    82    84    86    88    92    95    98    101
                                     110   111   112   113   114   115   116   117   118
                                     119   120   121   122   123   124   125

bearerServiceList.....identifier of [4] BearerServiceList
  DEFINED in MAP-MS-DataTypes      :    414

BearerServiceList.....type reference SEQUENCE OF
  DEFINED in MAP-MS-DataTypes      :    436
  USED in MAP-MS-DataTypes        :    414    723

bearerServiceList.....identifier of [2] BearerServiceList
  DEFINED in MAP-MS-DataTypes      :    723

```

bearerServiceNotProvisioned.....value reference BearerServiceNotProvisioned, CHOICE  
VALUE           DEFINED in MAP-Protocol                                 :     322

PAGE TAG R4.70 Cross Reference Listing for MAP-Protocol 2000-04-07 13:15:50  
8

BearerServiceNotProvisioned.....type reference ERROR  
 DEFINED in MAP-Errors : 220  
 USED in MAP-Protocol : 121 322  
 USED in MAP-CallHandlingOperat : 35 87  
 USED in MAP-SupplementaryServi : 37 97 114 131 151 169  
 USED in MAP-Errors : 32

bearerServNotProvParam.....identifier of BearerServNotProvParam  
 DEFINED in MAP-Errors : 222

BearerServNotProvParam.....type reference SEQUENCE  
 DEFINED in MAP-ER-DataTypes : 216  
 USED in MAP-Errors : 110 222  
 USED in MAP-ER-DataTypes : 30

begin.....identifier of [APPLICATION 2] IMPLICIT Begin  
 DEFINED in TCAPMessages : 53

Begin.....type reference SEQUENCE  
 DEFINED in TCAPMessages : 61  
 USED in TCAPMessages : 53

bicRoam.....value reference SS-Code, '10011011'B  
 DEFINED in MAP-SS-Code : 130

blackListed.....identifier of Named Number, 1  
 DEFINED in MAP-MS-DataTypes : 288

boic.....value reference SS-Code, '10010011'B  
 DEFINED in MAP-SS-Code : 121

boicExHC.....value reference SS-Code, '10010100'B  
 DEFINED in MAP-SS-Code : 123

bothMSCAndSGSN.....identifier of Named Number, 0  
 DEFINED in MAP-MS-DataTypes : 326

broadcastInitEntitlement.....identifier of NULL  
 DEFINED in MAP-MS-DataTypes : 996

broadcastService.....identifier of Named Number, 0  
 DEFINED in MAP-CommonDataTypes : 337

bss-APDU.....identifier of ExternalSignalInfo  
 DEFINED in MAP-MobileServiceOpera : 229

bss-APDU.....identifier of ExternalSignalInfo  
 DEFINED in MAP-MobileServiceOpera : 234

bss-APDU.....identifier of ExternalSignalInfo  
 DEFINED in MAP-MobileServiceOpera : 238

bss-APDU.....identifier of ExternalSignalInfo  
 DEFINED in MAP-MobileServiceOpera : 244

bss-APDU.....identifier of ExternalSignalInfo  
 DEFINED in MAP-MS-DataTypes : 263

bss-APDU.....identifier of ExternalSignalInfo  
 DEFINED in MAP-MS-DataTypes : 268

bss-APDU.....identifier of ExternalSignalInfo  
 DEFINED in MAP-MS-DataTypes : 274

busy.....identifier of Named Number, 1  
 DEFINED in MAP-CH-DataTypes : 121

busy.....identifier of Named Number, 2  
 DEFINED in MAP-CH-DataTypes : 384

busySubscriber.....value reference BusySubscriber, CHOICE VALUE  
 DEFINED in MAP-Protocol : 345

BusySubscriber.....type reference ERROR  
 DEFINED in MAP-Errors : 262  
 USED in MAP-Protocol : 129 345  
 USED in MAP-CallHandlingOperat : 39 90 182  
 USED in MAP-Errors : 45

busySubscriberParam.....identifier of BusySubscriberParam



DEFINED in MAP-Errors : 264

PAGE TAG R4.70 Cross Reference Listing for MAP-Protocol 2000-04-07 13:15:50  
9

BusySubscriberParam.....type reference SEQUENCE  
 DEFINED in MAP-ER-DataTypes : 245  
 USED in MAP-Errors : 116 264  
 USED in MAP-ER-DataTypes : 35

b-side.....identifier of Named Number, 1  
 DEFINED in MAP-CH-DataTypes : 375

b-subscriberNumber.....identifier of [1] ISDN-AddressString  
 DEFINED in MAP-SS-DataTypes : 197

b-subscriberSubaddress.....identifier of [2] ISDN-SubaddressString  
 DEFINED in MAP-SS-DataTypes : 198

b-Subscriber-Address.....identifier of [3] ISDN-AddressString  
 DEFINED in MAP-CH-DataTypes : 294

callBarred.....value reference CallBarred, CHOICE VALUE  
 DEFINED in MAP-Protocol : 347

CallBarred.....type reference ERROR  
 DEFINED in MAP-Errors : 272  
 USED in MAP-Protocol : 131 347  
 USED in MAP-CallHandlingOperat : 41 92  
 USED in MAP-SupplementaryServi : 39 99 116 133 153 171 185 226 260  
 277  
 USED in MAP-ShortMessageServic : 37 79  
 USED in MAP-Errors : 48

callBarredParam.....identifier of CallBarredParam  
 DEFINED in MAP-Errors : 274

CallBarredParam.....type reference CHOICE  
 DEFINED in MAP-ER-DataTypes : 90  
 USED in MAP-Errors : 118 274  
 USED in MAP-ER-DataTypes : 15

callBarringCause.....identifier of CallBarringCause  
 DEFINED in MAP-ER-DataTypes : 91

CallBarringCause.....type reference ENUMERATED  
 DEFINED in MAP-ER-DataTypes : 97  
 USED in MAP-ER-DataTypes : 91 102

callBarringCause.....identifier of CallBarringCause  
 DEFINED in MAP-ER-DataTypes : 102

CallBarringFeature.....type reference SEQUENCE  
 DEFINED in MAP-SS-DataTypes : 150  
 USED in MAP-SS-DataTypes : 148

callBarringFeatureList.....identifier of Ext-CallBarFeatureList  
 DEFINED in MAP-MS-DataTypes : 571

callBarringFeatureList.....identifier of CallBarringFeatureList  
 DEFINED in MAP-SS-DataTypes : 144

CallBarringFeatureList.....type reference SEQUENCE OF  
 DEFINED in MAP-SS-DataTypes : 147  
 USED in MAP-SS-DataTypes : 144

callBarringInfo.....identifier of [1] Ext-CallBarInfo  
 DEFINED in MAP-MS-DataTypes : 484

callBarringInfo.....identifier of [1] CallBarringInfo  
 DEFINED in MAP-SS-DataTypes : 82

CallBarringInfo.....type reference SEQUENCE  
 DEFINED in MAP-SS-DataTypes : 142  
 USED in MAP-SS-DataTypes : 82

CallDirection.....type reference OCTET STRING  
 DEFINED in MAP-CH-DataTypes : 301  
 USED in MAP-CH-DataTypes : 293

calledPartySS-InteractionViolation.....identifier of Named Number, 7  
 DEFINED in MAP-ER-DataTypes : 116

callInfo.....identifier of [1] ExternalSignalInfo  
 DEFINED in MAP-CH-DataTypes : 397

callInfo.....identifier of [3] ExternalSignalInfo

```

DEFINED in MAP-SS-DataTypes      :      289

callOutcome.....identifier of [1] CallOutcome
  DEFINED in MAP-CH-DataTypes    :      369

CallOutcome.....type reference ENUMERATED
  DEFINED in MAP-CH-DataTypes    :      381
  USED in MAP-CH-DataTypes      :      369

callReferenceNumber.....identifier of [7] CallReferenceNumber
  DEFINED in MAP-CH-DataTypes    :        96

CallReferenceNumber.....type reference OCTET STRING
  DEFINED in MAP-CH-DataTypes    :      117
  USED in MAP-CH-DataTypes      :      22    96    190    206

callReferenceNumber.....identifier of [9] CallReferenceNumber
  DEFINED in MAP-CH-DataTypes    :      190

callReferenceNumber.....identifier of [0] CallReferenceNumber
  DEFINED in MAP-CH-DataTypes    :      206

callrelated.....value reference SS-Code, '10110010'B
  DEFINED in MAP-SS-Code        :      161

callReportdata.....identifier of [2] CallReportData
  DEFINED in MAP-CH-DataTypes    :      358

CallReportData.....type reference SEQUENCE
  DEFINED in MAP-CH-DataTypes    :      367
  USED in MAP-CH-DataTypes      :      358

callToClientNotSetup.....identifier of Named Number, 2
  DEFINED in MAP-ER-DataTypes    :      308

callTypeCriteria.....identifier of [2] CallTypeCriteria
  DEFINED in MAP-MS-DataTypes    :      856

CallTypeCriteria.....type reference ENUMERATED
  DEFINED in MAP-MS-DataTypes    :      886
  USED in MAP-MS-DataTypes      :      856

callunrelated.....value reference SS-Code, '10110011'B
  DEFINED in MAP-SS-Code        :      164

call-Direction.....identifier of [2] CallDirection
  DEFINED in MAP-CH-DataTypes    :      293

camelBusy.....identifier of [1] NULL
  DEFINED in MAP-MS-DataTypes    :     1054

camelCapabilityHandling.....identifier of [0] CamelCapabilityHandling
  DEFINED in MAP-MS-DataTypes    :      815

CamelCapabilityHandling.....type reference INTEGER
  DEFINED in MAP-MS-DataTypes    :      903
  USED in MAP-MS-DataTypes      :      56    815
  USED in MAP-CH-DataTypes      :      41    264

camelCapabilityHandling.....identifier of [0] CamelCapabilityHandling
  DEFINED in MAP-CH-DataTypes    :      264

camelInfo.....identifier of [11] CamelInfo
  DEFINED in MAP-CH-DataTypes    :      100

CamelInfo.....type reference SEQUENCE
  DEFINED in MAP-CH-DataTypes    :      236
  USED in MAP-CH-DataTypes      :      100

camelRoutingInfo.....identifier of [8] CamelRoutingInfo
  DEFINED in MAP-CH-DataTypes    :      244

CamelRoutingInfo.....type reference SEQUENCE
  DEFINED in MAP-CH-DataTypes    :      246
  USED in MAP-CH-DataTypes      :      244

camelSubscriptionInfoWithdraw.....identifier of [9] NULL
  DEFINED in MAP-MS-DataTypes    :      748

camel-invoked.....identifier of Named Number, 1

```

DEFINED in MAP-SS-DataTypes : 295

```

cancellationType.....identifier of CancellationType
  DEFINED in MAP-MS-DataTypes      :    186

CancellationType.....type reference ENUMERATED
  DEFINED in MAP-MS-DataTypes      :    191
  USED in MAP-MS-DataTypes         :    186

cancelLocation.....value reference CancelLocation, CHOICE VALUE
  DEFINED in MAP-Protocol           :    169

CancelLocation.....type reference OPERATION
  DEFINED in MAP-MobileServiceOpera :    146
  USED in MAP-Protocol              :    13  169
  USED in MAP-MobileServiceOpera    :    16

cancelLocationArg.....identifier of CancelLocationArg
  DEFINED in MAP-MobileServiceOpera :    148

CancelLocationArg.....type reference [3] SEQUENCE
  DEFINED in MAP-MS-DataTypes       :    184
  USED in MAP-MobileServiceOpera    :    88  148
  USED in MAP-MS-DataTypes          :    18

cancelLocationRes.....identifier of CancelLocationRes
  DEFINED in MAP-MobileServiceOpera :    150

CancelLocationRes.....type reference SEQUENCE
  DEFINED in MAP-MS-DataTypes       :    198
  USED in MAP-MobileServiceOpera    :    89  150
  USED in MAP-MS-DataTypes          :    19

category.....identifier of [2] Category
  DEFINED in MAP-MS-DataTypes       :    412

Category.....type reference OCTET STRING
  DEFINED in MAP-MS-DataTypes       :    429
  USED in MAP-MS-DataTypes          :    412

ccbsIdle.....identifier of Named Number, 1
  DEFINED in MAP-CH-DataTypes       :    347

ccbsNotIdle.....identifier of Named Number, 0
  DEFINED in MAP-CH-DataTypes       :    346

ccbsNotReachable.....identifier of Named Number, 2
  DEFINED in MAP-CH-DataTypes       :    348

ccbs-A.....value reference SS-Code, '01000011'B
  DEFINED in MAP-SS-Code            :    79

ccbs-B.....value reference SS-Code, '01000100'B
  DEFINED in MAP-SS-Code            :    81

ccbs-Busy.....identifier of [1] NULL
  DEFINED in MAP-ER-DataTypes       :    249

ccbs-Call.....identifier of [15] NULL
  DEFINED in MAP-CH-DataTypes       :    105

ccbs-Call.....identifier of [13] NULL
  DEFINED in MAP-CH-DataTypes       :    195

ccbs-Data.....identifier of [1] CCBS-Data
  DEFINED in MAP-SS-DataTypes       :    282

CCBS-Data.....type reference SEQUENCE
  DEFINED in MAP-SS-DataTypes       :    285
  USED in MAP-SS-DataTypes          :    282

ccbs-Feature.....identifier of [2] CCBS-Feature
  DEFINED in MAP-CH-DataTypes       :    398

CCBS-Feature.....type reference SEQUENCE
  DEFINED in MAP-SS-DataTypes       :    195
  USED in MAP-CH-DataTypes          :    53  398
  USED in MAP-SS-DataTypes          :    36  191  286  300

ccbs-Feature.....identifier of [0] CCBS-Feature
  DEFINED in MAP-SS-DataTypes       :    286

```

ccbs-Feature.....identifier of [0] CCBS-Feature  
DEFINED in MAP-SS-DataTypes : 300

```

ccbs-FeatureList.....identifier of [2] CCBS-FeatureList
  DEFINED in MAP-SS-DataTypes      : 188

CCBS-FeatureList.....type reference SEQUENCE OF
  DEFINED in MAP-SS-DataTypes      : 190
  USED in MAP-SS-DataTypes        : 188

ccbs-Index.....identifier of [0] CCBS-Index
  DEFINED in MAP-SS-DataTypes      : 196

CCBS-Index.....type reference INTEGER
  DEFINED in MAP-SS-DataTypes      : 202
  USED in MAP-SS-DataTypes        : 196 305

ccbs-Index.....identifier of [1] CCBS-Index
  DEFINED in MAP-SS-DataTypes      : 305

ccbs-Indicators.....identifier of [11] CCBS-Indicators
  DEFINED in MAP-CH-DataTypes      : 147

CCBS-Indicators.....type reference SEQUENCE
  DEFINED in MAP-CH-DataTypes      : 161
  USED in MAP-CH-DataTypes        : 147

ccbs-Monitoring.....identifier of [2] ReportingState
  DEFINED in MAP-CH-DataTypes      : 328

ccbs-Possible.....identifier of [0] NULL
  DEFINED in MAP-CH-DataTypes      : 162

ccbs-Possible.....identifier of [8] NULL
  DEFINED in MAP-CH-DataTypes      : 213

ccbs-Possible.....identifier of [0] NULL
  DEFINED in MAP-ER-DataTypes      : 248

ccbs-SubscriberStatus.....identifier of [0] CCBS-SubscriberStatus
  DEFINED in MAP-CH-DataTypes      : 341

CCBS-SubscriberStatus.....type reference ENUMERATED
  DEFINED in MAP-CH-DataTypes      : 345
  USED in MAP-CH-DataTypes        : 341 363

ccbs-SubscriberStatus.....identifier of [0] CCBS-SubscriberStatus
  DEFINED in MAP-CH-DataTypes      : 363

cd.....value reference SS-Code, '00100100'B
  DEFINED in MAP-SS-Code          : 60

cellIdFixedLength.....identifier of [0] CellIdFixedLength
  DEFINED in MAP-CommonDataTypes   : 348

CellIdFixedLength.....type reference OCTET STRING
  DEFINED in MAP-CommonDataTypes   : 351
  USED in MAP-CommonDataTypes     : 348

cellIdOrLAI.....identifier of [3] CellIdOrLAI
  DEFINED in MAP-MS-DataTypes      : 1035

CellIdOrLAI.....type reference CHOICE
  DEFINED in MAP-CommonDataTypes   : 347
  USED in MAP-MS-DataTypes        : 130 1035
  USED in MAP-CommonDataTypes     : 42

cfb.....value reference SS-Code, '00101001'B
  DEFINED in MAP-SS-Code          : 54

cfnrc.....value reference SS-Code, '00101011'B
  DEFINED in MAP-SS-Code          : 58

cfnry.....value reference SS-Code, '00101010'B
  DEFINED in MAP-SS-Code          : 56

cfu.....value reference SS-Code, '00100001'B
  DEFINED in MAP-SS-Code          : 50

channelType.....identifier of [0] ExternalSignalInfo
  DEFINED in MAP-CH-DataTypes     : 315

```



chargeableECT-Barred.....identifier of Named Number, 10  
DEFINED in MAP-MS-DataTypes : 463

```

checkIMEI.....value reference CheckIMEI, CHOICE VALUE
  DEFINED in MAP-Protocol      : 191

CheckIMEI.....type reference OPERATION
  DEFINED in MAP-MobileServiceOpera : 267
  USED in MAP-Protocol      : 23 191
  USED in MAP-MobileServiceOpera : 40

chosenChannel.....identifier of [4] ExternalSignalInfo
  DEFINED in MAP-CH-DataTypes      : 295

chosenChannel.....identifier of [1] ExternalSignalInfo
  DEFINED in MAP-CH-DataTypes      : 316

chosenChannel.....identifier of [0] ExternalSignalInfo
  DEFINED in MAP-CH-DataTypes      : 321

cipheringAlgorithm.....identifier of CipheringAlgorithm
  DEFINED in MAP-GR-DataTypes      : 53

CipheringAlgorithm.....type reference OCTET STRING
  DEFINED in MAP-GR-DataTypes      : 99
  USED in MAP-GR-DataTypes      : 53

clientIdentity.....identifier of LCSCClientExternalID
  DEFINED in MAP-MS-DataTypes      : 679

clientNotInMSPrivacyExceptionList.....identifier of Named Number, 1
  DEFINED in MAP-ER-DataTypes      : 307

clip.....value reference SS-Code, '00010001'B
  DEFINED in MAP-SS-Code          : 28

clir.....value reference SS-Code, '00010010'B
  DEFINED in MAP-SS-Code          : 30

cliRestrictionOption.....identifier of [2] CliRestrictionOption
  DEFINED in MAP-SS-DataTypes      : 165

CliRestrictionOption.....type reference ENUMERATED
  DEFINED in MAP-SS-DataTypes      : 168
  USED in MAP-SS-DataTypes      : 29 165 184

cliRestrictionOption.....identifier of CliRestrictionOption
  DEFINED in MAP-SS-DataTypes      : 184

clir-invoked.....identifier of Named Number, 0
  DEFINED in MAP-SS-DataTypes      : 294

cnap.....value reference SS-Code, '00011001'B
  DEFINED in MAP-SS-Code          : 42

codec-Info.....identifier of CODEC-Info
  DEFINED in MAP-GR-DataTypes      : 52

CODEC-Info.....type reference OCTET STRING
  DEFINED in MAP-GR-DataTypes      : 94
  USED in MAP-GR-DataTypes      : 52

collectedInfo.....identifier of Named Number, 2
  DEFINED in MAP-MS-DataTypes      : 839

colp.....value reference SS-Code, '00010011'B
  DEFINED in MAP-SS-Code          : 32

colr.....value reference SS-Code, '00010100'B
  DEFINED in MAP-SS-Code          : 34

completeDataListIncluded.....identifier of NULL
  DEFINED in MAP-MS-DataTypes      : 351

completeDataListIncluded.....identifier of NULL
  DEFINED in MAP-MS-DataTypes      : 394

Component.....type reference CHOICE
  DEFINED in TCAPMessages          : 124
  USED in TCAPMessages          : 47 115

ComponentPortion.....type reference [APPLICATION 12] IMPLICIT SEQUENCE OF

```

DEFINED in TCAPMessages	:	115			
USED in TCAPMessages	:	59	63	67	72

```

components.....identifier of ComponentPortion
  DEFINED in TCAPMessages      :    59

components.....identifier of ComponentPortion
  DEFINED in TCAPMessages      :    63

components.....identifier of ComponentPortion
  DEFINED in TCAPMessages      :    67

components.....identifier of ComponentPortion
  DEFINED in TCAPMessages      :    72

congestion.....identifier of Named Number, 0
  DEFINED in MAP-ER-DataTypes  :   321

ContextId.....type reference INTEGER
  DEFINED in MAP-MS-DataTypes  :   348
  USED in MAP-MS-DataTypes    :   339  761

contextIdList.....identifier of ContextIdList
  DEFINED in MAP-MS-DataTypes  :   758

ContextIdList.....type reference SEQUENCE OF
  DEFINED in MAP-MS-DataTypes  :   760
  USED in MAP-MS-DataTypes    :   758

Continue.....type reference SEQUENCE
  DEFINED in TCAPMessages      :    69
  USED in TCAPMessages        :    55

continueCall.....identifier of Named Number, 0
  DEFINED in MAP-MS-DataTypes  :   896

continue-ME.....identifier of [APPLICATION 5] IMPLICIT Continue
  DEFINED in TCAPMessages      :    55

controllingMSC.....identifier of Named Number, 4
  DEFINED in MAP-CommonDataTypes :   309

cug.....value reference SS-Code, '01100001'B
  DEFINED in MAP-SS-Code      :    94

cugIC-CallBarred.....identifier of Named Number, 1
  DEFINED in MAP-MS-DataTypes  :   608

cugOG-CallBarred.....identifier of Named Number, 2
  DEFINED in MAP-MS-DataTypes  :   609

cugSubscriptionFlag.....identifier of [6] NULL
  DEFINED in MAP-CH-DataTypes  :   137

CUG-CheckInfo.....type reference SEQUENCE
  DEFINED in MAP-CH-DataTypes  :    80
  USED in MAP-CH-DataTypes    :    90  136  210

cug-CheckInfo.....identifier of [1] CUG-CheckInfo
  DEFINED in MAP-CH-DataTypes  :    90

cug-CheckInfo.....identifier of [3] CUG-CheckInfo
  DEFINED in MAP-CH-DataTypes  :   136

cug-CheckInfo.....identifier of [4] CUG-CheckInfo
  DEFINED in MAP-CH-DataTypes  :   210

CUG-Feature.....type reference SEQUENCE
  DEFINED in MAP-MS-DataTypes  :   621
  USED in MAP-MS-DataTypes    :   614

cug-FeatureList.....identifier of CUG-FeatureList
  DEFINED in MAP-MS-DataTypes  :   586

CUG-FeatureList.....type reference SEQUENCE OF
  DEFINED in MAP-MS-DataTypes  :   613
  USED in MAP-MS-DataTypes    :   586

cug-Index.....identifier of CUG-Index
  DEFINED in MAP-MS-DataTypes  :   594

CUG-Index.....type reference INTEGER

```

DEFINED in MAP-MS-DataTypes	:	601		
USED in MAP-MS-DataTypes	:	60	594	623

```

cug-Info.....identifier of [2] CUG-Info
  DEFINED in MAP-MS-DataTypes      :   485

CUG-Info.....type reference SEQUENCE
  DEFINED in MAP-MS-DataTypes      :   584
  USED in MAP-MS-DataTypes        :   485

cug-Interlock.....identifier of CUG-Interlock
  DEFINED in MAP-MS-DataTypes      :   595

CUG-Interlock.....type reference OCTET STRING
  DEFINED in MAP-MS-DataTypes      :   604
  USED in MAP-MS-DataTypes        :    61   595
  USED in MAP-CH-DataTypes        :    43   81

cug-Interlock.....identifier of CUG-Interlock
  DEFINED in MAP-CH-DataTypes      :    81

cug-OutgoingAccess.....identifier of NULL
  DEFINED in MAP-CH-DataTypes      :    82

cug-Reject.....value reference CUG-Reject, CHOICE VALUE
  DEFINED in MAP-Protocol          :   351

CUG-Reject.....type reference ERROR
  DEFINED in MAP-Errors            :   287
  USED in MAP-Protocol             :   134   351
  USED in MAP-CallHandlingOperat   :    44   93
  USED in MAP-Errors               :    51

cug-RejectCause.....identifier of CUG-RejectCause
  DEFINED in MAP-ER-DataTypes      :   108

CUG-RejectCause.....type reference ENUMERATED
  DEFINED in MAP-ER-DataTypes      :   112
  USED in MAP-ER-DataTypes        :   108

cug-RejectParam.....identifier of CUG-RejectParam
  DEFINED in MAP-Errors            :   289

CUG-RejectParam.....type reference SEQUENCE
  DEFINED in MAP-ER-DataTypes      :   107
  USED in MAP-Errors              :   121   289
  USED in MAP-ER-DataTypes        :    16

CUG-Subscription.....type reference SEQUENCE
  DEFINED in MAP-MS-DataTypes      :   593
  USED in MAP-MS-DataTypes        :   591

cug-SubscriptionList.....identifier of CUG-SubscriptionList
  DEFINED in MAP-MS-DataTypes      :   585

CUG-SubscriptionList.....type reference SEQUENCE OF
  DEFINED in MAP-MS-DataTypes      :   590
  USED in MAP-MS-DataTypes        :   585

currentLocation.....identifier of Named Number, 0
  DEFINED in MAP-LCS-DataTypes     :    91

currentOrLastKnownLocation.....identifier of Named Number, 1
  DEFINED in MAP-LCS-DataTypes     :    92

currentPassword.....identifier of Password
  DEFINED in MAP-SupplementaryServi :   238

cw.....value reference SS-Code, '01000001'B
  DEFINED in MAP-SS-Code           :    75

dataCDA-1200bps.....value reference BearerServiceCode, '00010010'B
  DEFINED in MAP-BS-Code           :    53

dataCDA-1200-75bps.....value reference BearerServiceCode, '00010011'B
  DEFINED in MAP-BS-Code           :    54

dataCDA-2400bps.....value reference BearerServiceCode, '00010100'B
  DEFINED in MAP-BS-Code           :    55

dataCDA-300bps.....value reference BearerServiceCode, '00010001'B
  DEFINED in MAP-BS-Code           :    52

```

dataCDA-4800bps.....value reference BearerServiceCode, '00010101'B

TAG R4.70 Cross Reference Listing for MAP-Protocol 2000-04-07 13:15:50  
PAGE 16

```

DEFINED in MAP-BS-Code : 56

dataCDA-9600bps.....value reference BearerServiceCode, '00010110'B
DEFINED in MAP-BS-Code : 57

dataCDS-1200bps.....value reference BearerServiceCode, '00011010'B
DEFINED in MAP-BS-Code : 61

dataCDS-2400bps.....value reference BearerServiceCode, '00011100'B
DEFINED in MAP-BS-Code : 62

dataCDS-4800bps.....value reference BearerServiceCode, '00011101'B
DEFINED in MAP-BS-Code : 63

dataCDS-9600bps.....value reference BearerServiceCode, '00011110'B
DEFINED in MAP-BS-Code : 64

dataCodingScheme.....identifier of [0] USSD-DataCodingScheme
DEFINED in MAP-LCS-DataTypes : 119

dataMissing.....value reference DataMissing, CHOICE VALUE
DEFINED in MAP-Protocol : 301

DataMissing.....type reference ERROR
DEFINED in MAP-Errors : 150
USED in MAP-Protocol : 110 301
USED in MAP-MobileServiceOpera : 70 141 153 163 173 197 210 223 247
261 274 286 297 316 330 344 358
USED in MAP-OperationAndMainte : 24 58 72 83
USED in MAP-CallHandlingOperat : 29 81 103 120 129 141 155 169 178
USED in MAP-SupplementaryServi : 34 95 112 129 149 167 182 195 209
224 247 258 275
USED in MAP-ShortMessageServic : 28 74 102 119 130 144
USED in MAP-LocationServiceOpe : 24 59 73 91
USED in MAP-Errors : 15

dataMissingParam.....identifier of DataMissingParam
DEFINED in MAP-Errors : 152

DataMissingParam.....type reference SEQUENCE
DEFINED in MAP-ER-DataTypes : 171
USED in MAP-Errors : 101 152
USED in MAP-ER-DataTypes : 21

dataPDS-2400bps.....value reference BearerServiceCode, '00101100'B
DEFINED in MAP-BS-Code : 77

dataPDS-4800bps.....value reference BearerServiceCode, '00101101'B
DEFINED in MAP-BS-Code : 78

dataPDS-9600bps.....value reference BearerServiceCode, '00101110'B
DEFINED in MAP-BS-Code : 79

deactivateSS.....value reference DeactivateSS, CHOICE VALUE
DEFINED in MAP-Protocol : 232

DeactivateSS.....type reference OPERATION
DEFINED in MAP-SupplementaryServi : 141
USED in MAP-Protocol : 65 232
USED in MAP-SupplementaryServi : 16

deactivateTraceMode.....value reference DeactivateTraceMode, CHOICE VALUE
DEFINED in MAP-Protocol : 211

DeactivateTraceMode.....type reference OPERATION
DEFINED in MAP-OperationAndMainte : 64
USED in MAP-Protocol : 42 211
USED in MAP-OperationAndMainte : 14

deactivateTraceModeArg.....identifier of DeactivateTraceModeArg
DEFINED in MAP-OperationAndMainte : 66

DeactivateTraceModeArg.....type reference SEQUENCE
DEFINED in MAP-OM-DataTypes : 54
USED in MAP-OperationAndMainte : 36 66
USED in MAP-OM-DataTypes : 16

deactivateTraceModeRes.....identifier of DeactivateTraceModeRes
DEFINED in MAP-OperationAndMainte : 68

```



DeactivateTraceModeRes.....type reference SEQUENCE  
DEFINED in MAP-OM-DataTypes : 60

TAG R4.70 Cross Reference Listing for MAP-Protocol 2000-04-07 13:15:50  
PAGE 17

```

USED in MAP-OperationAndMainte : 37 68
USED in MAP-OM-DataTypes : 17

defaultCallHandling.....identifier of [1] DefaultCallHandling
DEFINED in MAP-MS-DataTypes : 831

DefaultCallHandling.....type reference ENUMERATED
DEFINED in MAP-MS-DataTypes : 895
USED in MAP-MS-DataTypes : 55 831
USED in MAP-CH-DataTypes : 39 278

defaultCallHandling.....identifier of [1] DefaultCallHandling
DEFINED in MAP-CH-DataTypes : 278

defaultPriority.....identifier of EMLPP-Priority
DEFINED in MAP-CommonDataTypes : 389

defaultPriority.....identifier of [7] EMLPP-Priority
DEFINED in MAP-SS-DataTypes : 76

defaultPriority.....identifier of EMLPP-Priority
DEFINED in MAP-SS-DataTypes : 161

defaultPriority.....identifier of [1] EMLPP-Priority
DEFINED in MAP-SS-DataTypes : 187

delaytolerant.....identifier of Named Number, 1
DEFINED in MAP-LCS-DataTypes : 160

deleteSubscriberData.....value reference DeleteSubscriberData, CHOICE VALUE
DEFINED in MAP-Protocol : 197

DeleteSubscriberData.....type reference OPERATION
DEFINED in MAP-MobileServiceOpera : 290
USED in MAP-Protocol : 25 197
USED in MAP-MobileServiceOpera : 44

deleteSubscriberDataArg.....identifier of DeleteSubscriberDataArg
DEFINED in MAP-MobileServiceOpera : 292

DeleteSubscriberDataArg.....type reference SEQUENCE
DEFINED in MAP-MS-DataTypes : 738
USED in MAP-MobileServiceOpera : 103 292
USED in MAP-MS-DataTypes : 44

deleteSubscriberDataRes.....identifier of DeleteSubscriberDataRes
DEFINED in MAP-MobileServiceOpera : 294

DeleteSubscriberDataRes.....type reference SEQUENCE
DEFINED in MAP-MS-DataTypes : 775
USED in MAP-MobileServiceOpera : 104 294
USED in MAP-MS-DataTypes : 45

deliveryOutcomeIndicator.....identifier of [3] NULL
DEFINED in MAP-SM-DataTypes : 154

derivable.....identifier of InvokeIdType
DEFINED in TCAPMessages : 167

destinationNumberCriteria.....identifier of [0] DestinationNumberCriteria
DEFINED in MAP-MS-DataTypes : 854

DestinationNumberCriteria.....type reference SEQUENCE
DEFINED in MAP-MS-DataTypes : 859
USED in MAP-MS-DataTypes : 854

destinationNumberLengthList.....identifier of [2] DestinationNumberLengthList
DEFINED in MAP-MS-DataTypes : 862

DestinationNumberLengthList.....type reference SEQUENCE OF
DEFINED in MAP-MS-DataTypes : 872
USED in MAP-MS-DataTypes : 862

destinationNumberList.....identifier of [1] DestinationNumberList
DEFINED in MAP-MS-DataTypes : 861

DestinationNumberList.....type reference SEQUENCE OF
DEFINED in MAP-MS-DataTypes : 867
USED in MAP-MS-DataTypes : 861

```

DestTransactionID.....type reference [APPLICATION 9] IMPLICIT  
TransactionID  
DEFINED in TCAPMessages : 98

PAGE 18 TAG R4.70 Cross Reference Listing for MAP-Protocol 2000-04-07 13:15:50

USED in TCAPMessages : 65 70 74
diagnosticInfo.....identifier of SignalInfo
DEFINED in MAP-ER-DataTypes : 141
dialoguePortion.....identifier of DialoguePortion
DEFINED in TCAPMessages : 58
dialoguePortion.....identifier of DialoguePortion
DEFINED in TCAPMessages : 62
dialoguePortion.....identifier of DialoguePortion
DEFINED in TCAPMessages : 66
dialoguePortion.....identifier of DialoguePortion
DEFINED in TCAPMessages : 71
dialoguePortion.....identifier of DialoguePortion
DEFINED in TCAPMessages : 77
DialoguePortion.....type reference [APPLICATION 11] EXTERNAL
DEFINED in TCAPMessages : 82
USED in TCAPMessages : 58 62 66 71 77
disallowedByLocalRegulatoryRequirements.identifier of Named Number, 4
DEFINED in MAP-ER-DataTypes : 310
doublyChargeableECT-Barred.....identifier of Named Number, 13
DEFINED in MAP-MS-DataTypes : 466
dtid.....identifier of DestTransactionID
DEFINED in TCAPMessages : 65
dtid.....identifier of DestTransactionID
DEFINED in TCAPMessages : 70
dtid.....identifier of DestTransactionID
DEFINED in TCAPMessages : 74
duplicateInvokeID.....identifier of Named Number, 0
DEFINED in TCAPMessages : 183
ect.....value reference SS-Code, '00110001'B
DEFINED in MAP-SS-Code : 66
eir.....identifier of Named Number, 6
DEFINED in MAP-CommonDataTypes : 311
emergencyCallOrigination.....identifier of Named Number, 0
DEFINED in MAP-LCS-DataTypes : 233
emergencyCallRelease.....identifier of Named Number, 1
DEFINED in MAP-LCS-DataTypes : 234
emergencyCalls.....value reference TeleserviceCode, '00010010'B
DEFINED in MAP-TS-Code : 42
emergencyServices.....identifier of Named Number, 0
DEFINED in MAP-LCS-DataTypes : 108
emlpp.....value reference SS-Code, '10100001'B
DEFINED in MAP-SS-Code : 154
emlpp-Info.....identifier of [4] EMLPP-Info
DEFINED in MAP-MS-DataTypes : 487
EMLPP-Info.....type reference SEQUENCE
DEFINED in MAP-CommonDataTypes : 387
USED in MAP-MS-DataTypes : 133 487
USED in MAP-CommonDataTypes : 47
EMLPP-Priority.....type reference INTEGER
DEFINED in MAP-CommonDataTypes : 393
USED in MAP-CommonDataTypes : 48 388 389 399 400 401 402 403 404
405
USED in MAP-SS-DataTypes : 50 76 161 186 187
USED in MAP-GR-DataTypes : 25 56
enabling.....identifier of Named Number, 1
DEFINED in MAP-MS-DataTypes : 892

End.....type reference SEQUENCE

TAG R4.70 Cross Reference Listing for MAP-Protocol 2000-04-07 13:15:50  
PAGE 19

DEFINED in TCAPMessages : 65  
USED in TCAPMessages : 54

end-ME.....identifier of [APPLICATION 4] IMPLICIT End  
DEFINED in TCAPMessages : 54

enterNewPW.....identifier of Named Number, 1  
DEFINED in MAP-SS-DataTypes : 239

enterNewPW-Again.....identifier of Named Number, 2  
DEFINED in MAP-SS-DataTypes : 240

enterPW.....identifier of Named Number, 0  
DEFINED in MAP-SS-DataTypes : 238

equipmentNotSM-Equipped.....identifier of Named Number, 2  
DEFINED in MAP-ER-DataTypes : 133

equipmentProtocolError.....identifier of Named Number, 1  
DEFINED in MAP-ER-DataTypes : 132

equipmentStatus.....identifier of EquipmentStatus  
DEFINED in MAP-MobileServiceOpera : 271

EquipmentStatus.....type reference ENUMERATED  
DEFINED in MAP-MS-DataTypes : 286  
USED in MAP-MobileServiceOpera : 100 271  
USED in MAP-MS-DataTypes : 38

eraseCC-Entry.....value reference EraseCC-Entry, CHOICE VALUE  
DEFINED in MAP-Protocol : 241

EraseCC-Entry.....type reference OPERATION  
DEFINED in MAP-SupplementaryServi : 268  
USED in MAP-Protocol : 74 241  
USED in MAP-SupplementaryServi : 25

eraseCC-EntryArg.....identifier of EraseCC-EntryArg  
DEFINED in MAP-SupplementaryServi : 270

EraseCC-EntryArg.....type reference SEQUENCE  
DEFINED in MAP-SS-DataTypes : 303  
USED in MAP-SupplementaryServi : 72 270  
USED in MAP-SS-DataTypes : 39

eraseCC-EntryRes.....identifier of EraseCC-EntryRes  
DEFINED in MAP-SupplementaryServi : 272

EraseCC-EntryRes.....type reference SEQUENCE  
DEFINED in MAP-SS-DataTypes : 308  
USED in MAP-SupplementaryServi : 73 272  
USED in MAP-SS-DataTypes : 40

eraseSS.....value reference EraseSS, CHOICE VALUE  
DEFINED in MAP-Protocol : 230

EraseSS.....type reference OPERATION  
DEFINED in MAP-SupplementaryServi : 104  
USED in MAP-Protocol : 63 230  
USED in MAP-SupplementaryServi : 14

errorCode.....identifier of ERROR  
DEFINED in TCAPMessages : 158  
USED in TCAPMessages : 159

ets-300102-1.....identifier of Named Number, 4  
DEFINED in MAP-CommonDataTypes : 201

ets-300356.....identifier of Named Number, 1  
DEFINED in MAP-CommonDataTypes : 212

eventReportData.....identifier of [1] EventReportData  
DEFINED in MAP-CH-DataTypes : 357

EventReportData.....type reference SEQUENCE  
DEFINED in MAP-CH-DataTypes : 362  
USED in MAP-CH-DataTypes : 357

extendedRoutingInfo.....identifier of ExtendedRoutingInfo  
DEFINED in MAP-CH-DataTypes : 135

ExtendedRoutingInfo.....type reference CHOICE

```

DEFINED in MAP-CH-DataTypes      : 242
USED in MAP-CH-DataTypes        : 135

extendibleCallBarredParam.....identifier of ExtendibleCallBarredParam
DEFINED in MAP-ER-DataTypes      : 93

ExtendibleCallBarredParam.....type reference SEQUENCE
DEFINED in MAP-ER-DataTypes      : 101
USED in MAP-ER-DataTypes        : 93

extendibleSystemFailureParam.....identifier of ExtendibleSystemFailureParam
DEFINED in MAP-ER-DataTypes      : 162

ExtendibleSystemFailureParam.....type reference SEQUENCE
DEFINED in MAP-ER-DataTypes      : 166
USED in MAP-ER-DataTypes        : 162

extensionContainer.....identifier of ExtensionContainer
DEFINED in MAP-MS-DataTypes      : 167

extensionContainer.....identifier of ExtensionContainer
DEFINED in MAP-MS-DataTypes      : 173

extensionContainer.....identifier of ExtensionContainer
DEFINED in MAP-MS-DataTypes      : 181

extensionContainer.....identifier of ExtensionContainer
DEFINED in MAP-MS-DataTypes      : 187

extensionContainer.....identifier of ExtensionContainer
DEFINED in MAP-MS-DataTypes      : 199

extensionContainer.....identifier of ExtensionContainer
DEFINED in MAP-MS-DataTypes      : 206

extensionContainer.....identifier of ExtensionContainer
DEFINED in MAP-MS-DataTypes      : 212

extensionContainer.....identifier of ExtensionContainer
DEFINED in MAP-MS-DataTypes      : 241

extensionContainer.....identifier of [1] ExtensionContainer
DEFINED in MAP-MS-DataTypes      : 247

extensionContainer.....identifier of ExtensionContainer
DEFINED in MAP-MS-DataTypes      : 255

extensionContainer.....identifier of [14] ExtensionContainer
DEFINED in MAP-MS-DataTypes      : 297

extensionContainer.....identifier of [21] ExtensionContainer
DEFINED in MAP-MS-DataTypes      : 345

extensionContainer.....identifier of [2] ExtensionContainer
DEFINED in MAP-MS-DataTypes      : 356

extensionContainer.....identifier of [3] ExtensionContainer
DEFINED in MAP-MS-DataTypes      : 390

extensionContainer.....identifier of [3] ExtensionContainer
DEFINED in MAP-MS-DataTypes      : 400

extensionContainer.....identifier of ExtensionContainer
DEFINED in MAP-MS-DataTypes      : 449

extensionContainer.....identifier of [0] ExtensionContainer
DEFINED in MAP-MS-DataTypes      : 493

extensionContainer.....identifier of [9] ExtensionContainer
DEFINED in MAP-MS-DataTypes      : 509

extensionContainer.....identifier of ExtensionContainer
DEFINED in MAP-MS-DataTypes      : 572

extensionContainer.....identifier of ExtensionContainer
DEFINED in MAP-MS-DataTypes      : 581

extensionContainer.....identifier of [0] ExtensionContainer
DEFINED in MAP-MS-DataTypes      : 587

```



extensionContainer.....identifier of [0] ExtensionContainer  
DEFINED in MAP-MS-DataTypes : 598

```

extensionContainer.....identifier of ExtensionContainer
  DEFINED in MAP-MS-DataTypes      :    625

extensionContainer.....identifier of [5] ExtensionContainer
  DEFINED in MAP-MS-DataTypes      :    645

extensionContainer.....identifier of [3] ExtensionContainer
  DEFINED in MAP-MS-DataTypes      :    664

extensionContainer.....identifier of [2] ExtensionContainer
  DEFINED in MAP-MS-DataTypes      :    682

extensionContainer.....identifier of [0] ExtensionContainer
  DEFINED in MAP-MS-DataTypes      :    710

extensionContainer.....identifier of [7] ExtensionContainer
  DEFINED in MAP-MS-DataTypes      :    729

extensionContainer.....identifier of [6] ExtensionContainer
  DEFINED in MAP-MS-DataTypes      :    749

extensionContainer.....identifier of ExtensionContainer
  DEFINED in MAP-MS-DataTypes      :    778

extensionContainer.....identifier of [1] ExtensionContainer
  DEFINED in MAP-MS-DataTypes      :    783

extensionContainer.....identifier of ExtensionContainer
  DEFINED in MAP-MS-DataTypes      :    792

extensionContainer.....identifier of [0] ExtensionContainer
  DEFINED in MAP-MS-DataTypes      :    798

extensionContainer.....identifier of ExtensionContainer
  DEFINED in MAP-MS-DataTypes      :    813

extensionContainer.....identifier of [2] ExtensionContainer
  DEFINED in MAP-MS-DataTypes      :    832

extensionContainer.....identifier of [3] ExtensionContainer
  DEFINED in MAP-MS-DataTypes      :    919

extensionContainer.....identifier of [3] ExtensionContainer
  DEFINED in MAP-MS-DataTypes      :    926

extensionContainer.....identifier of [3] ExtensionContainer
  DEFINED in MAP-MS-DataTypes      :    935

extensionContainer.....identifier of [1] ExtensionContainer
  DEFINED in MAP-MS-DataTypes      :    940

extensionContainer.....identifier of [3] ExtensionContainer
  DEFINED in MAP-MS-DataTypes      :    949

extensionContainer.....identifier of [0] ExtensionContainer
  DEFINED in MAP-MS-DataTypes      :    953

extensionContainer.....identifier of ExtensionContainer
  DEFINED in MAP-MS-DataTypes      :    967

extensionContainer.....identifier of ExtensionContainer
  DEFINED in MAP-MS-DataTypes      :    974

extensionContainer.....identifier of ExtensionContainer
  DEFINED in MAP-MS-DataTypes      :    991

extensionContainer.....identifier of ExtensionContainer
  DEFINED in MAP-MS-DataTypes      :    997

extensionContainer.....identifier of [3] ExtensionContainer
  DEFINED in MAP-MS-DataTypes      :   1010

extensionContainer.....identifier of ExtensionContainer
  DEFINED in MAP-MS-DataTypes      :   1015

extensionContainer.....identifier of [2] ExtensionContainer
  DEFINED in MAP-MS-DataTypes      :   1021

extensionContainer.....identifier of [2] ExtensionContainer

```

DEFINED in MAP-MS-DataTypes : 1027

PAGE 22 TAG R4.70 Cross Reference Listing for MAP-Protocol 2000-04-07 13:15:50

```

extensionContainer.....identifier of [4] ExtensionContainer
  DEFINED in MAP-MS-DataTypes      : 1036

extensionContainer.....identifier of [2] ExtensionContainer
  DEFINED in MAP-MS-DataTypes      : 1070

extensionContainer.....identifier of ExtensionContainer
  DEFINED in MAP-MS-DataTypes      : 1075

extensionContainer.....identifier of ExtensionContainer
  DEFINED in MAP-CommonDataTypes   : 182

extensionContainer.....identifier of ExtensionContainer
  DEFINED in MAP-CommonDataTypes   : 208

extensionContainer.....identifier of [1] ExtensionContainer
  DEFINED in MAP-CommonDataTypes   : 316

extensionContainer.....identifier of [1] ExtensionContainer
  DEFINED in MAP-CommonDataTypes   : 333

extensionContainer.....identifier of ExtensionContainer
  DEFINED in MAP-CommonDataTypes   : 390

extensionContainer.....identifier of [4] ExtensionContainer
  DEFINED in MAP-OM-DataTypes      : 41

extensionContainer.....identifier of [0] ExtensionContainer
  DEFINED in MAP-OM-DataTypes      : 51

extensionContainer.....identifier of [2] ExtensionContainer
  DEFINED in MAP-OM-DataTypes      : 57

extensionContainer.....identifier of [0] ExtensionContainer
  DEFINED in MAP-OM-DataTypes      : 61

extensionContainer.....identifier of ExtensionContainer
  DEFINED in MAP-CH-DataTypes      : 83

extensionContainer.....identifier of [13] ExtensionContainer
  DEFINED in MAP-CH-DataTypes      : 102

extensionContainer.....identifier of [0] ExtensionContainer
  DEFINED in MAP-CH-DataTypes      : 143

extensionContainer.....identifier of [2] ExtensionContainer
  DEFINED in MAP-CH-DataTypes      : 164

extensionContainer.....identifier of [7] ExtensionContainer
  DEFINED in MAP-CH-DataTypes      : 178

extensionContainer.....identifier of [11] ExtensionContainer
  DEFINED in MAP-CH-DataTypes      : 192

extensionContainer.....identifier of ExtensionContainer
  DEFINED in MAP-CH-DataTypes      : 202

extensionContainer.....identifier of [7] ExtensionContainer
  DEFINED in MAP-CH-DataTypes      : 212

extensionContainer.....identifier of [3] ExtensionContainer
  DEFINED in MAP-CH-DataTypes      : 223

extensionContainer.....identifier of ExtensionContainer
  DEFINED in MAP-CH-DataTypes      : 233

extensionContainer.....identifier of ExtensionContainer
  DEFINED in MAP-CH-DataTypes      : 239

extensionContainer.....identifier of [1] ExtensionContainer
  DEFINED in MAP-CH-DataTypes      : 249

extensionContainer.....identifier of [2] ExtensionContainer
  DEFINED in MAP-CH-DataTypes      : 255

extensionContainer.....identifier of ExtensionContainer
  DEFINED in MAP-CH-DataTypes      : 262

extensionContainer.....identifier of [2] ExtensionContainer
  DEFINED in MAP-CH-DataTypes      : 279

```

extensionContainer.....identifier of [7] ExtensionContainer

DEFINED in MAP-CH-DataTypes : 298

extensionContainer.....identifier of [1] ExtensionContainer  
 DEFINED in MAP-CH-DataTypes : 311

extensionContainer.....identifier of [2] ExtensionContainer  
 DEFINED in MAP-CH-DataTypes : 317

extensionContainer.....identifier of [1] ExtensionContainer  
 DEFINED in MAP-CH-DataTypes : 322

extensionContainer.....identifier of [3] ExtensionContainer  
 DEFINED in MAP-CH-DataTypes : 329

extensionContainer.....identifier of [1] ExtensionContainer  
 DEFINED in MAP-CH-DataTypes : 342

extensionContainer.....identifier of [3] ExtensionContainer  
 DEFINED in MAP-CH-DataTypes : 359

extensionContainer.....identifier of [1] ExtensionContainer  
 DEFINED in MAP-CH-DataTypes : 364

extensionContainer.....identifier of [2] ExtensionContainer  
 DEFINED in MAP-CH-DataTypes : 370

extensionContainer.....identifier of [0] ExtensionContainer  
 DEFINED in MAP-CH-DataTypes : 392

extensionContainer.....identifier of [6] ExtensionContainer  
 DEFINED in MAP-CH-DataTypes : 402

extensionContainer.....identifier of [1] ExtensionContainer  
 DEFINED in MAP-CH-DataTypes : 407

extensionContainer.....identifier of [4] ExtensionContainer  
 DEFINED in MAP-SS-DataTypes : 267

extensionContainer.....identifier of ExtensionContainer  
 DEFINED in MAP-SS-DataTypes : 271

extensionContainer.....identifier of [6] ExtensionContainer  
 DEFINED in MAP-SM-DataTypes : 56

extensionContainer.....identifier of [4] ExtensionContainer  
 DEFINED in MAP-SM-DataTypes : 82

extensionContainer.....identifier of ExtensionContainer  
 DEFINED in MAP-SM-DataTypes : 88

extensionContainer.....identifier of ExtensionContainer  
 DEFINED in MAP-SM-DataTypes : 110

extensionContainer.....identifier of ExtensionContainer  
 DEFINED in MAP-SM-DataTypes : 116

extensionContainer.....identifier of ExtensionContainer  
 DEFINED in MAP-SM-DataTypes : 124

extensionContainer.....identifier of ExtensionContainer  
 DEFINED in MAP-SM-DataTypes : 129

extensionContainer.....identifier of [1] ExtensionContainer  
 DEFINED in MAP-SM-DataTypes : 149

extensionContainer.....identifier of ExtensionContainer  
 DEFINED in MAP-SM-DataTypes : 170

extensionContainer.....identifier of ExtensionContainer  
 DEFINED in MAP-SM-DataTypes : 182

extensionContainer.....identifier of ExtensionContainer  
 DEFINED in MAP-SM-DataTypes : 199

extensionContainer.....identifier of ExtensionContainer  
 DEFINED in MAP-SM-DataTypes : 203

extensionContainer.....identifier of [4] ExtensionContainer  
 DEFINED in MAP-GR-DataTypes : 58

extensionContainer.....identifier of ExtensionContainer  
DEFINED in MAP-GR-DataTypes : 63

extensionContainer.....identifier of ExtensionContainer  
DEFINED in MAP-GR-DataTypes : 68

extensionContainer.....identifier of ExtensionContainer  
DEFINED in MAP-GR-DataTypes : 72

extensionContainer.....identifier of ExtensionContainer  
DEFINED in MAP-GR-DataTypes : 82

extensionContainer.....identifier of ExtensionContainer  
DEFINED in MAP-GR-DataTypes : 89

extensionContainer.....identifier of [2] ExtensionContainer  
DEFINED in MAP-LCS-DataTypes : 55

extensionContainer.....identifier of [2] ExtensionContainer  
DEFINED in MAP-LCS-DataTypes : 61

extensionContainer.....identifier of [1] ExtensionContainer  
DEFINED in MAP-LCS-DataTypes : 67

extensionContainer.....identifier of [8] ExtensionContainer  
DEFINED in MAP-LCS-DataTypes : 81

extensionContainer.....identifier of [4] ExtensionContainer  
DEFINED in MAP-LCS-DataTypes : 142

extensionContainer.....identifier of [1] ExtensionContainer  
DEFINED in MAP-LCS-DataTypes : 168

extensionContainer.....identifier of [7] ExtensionContainer  
DEFINED in MAP-LCS-DataTypes : 227

extensionContainer.....identifier of ExtensionContainer  
DEFINED in MAP-LCS-DataTypes : 242

extensionContainer.....identifier of ExtensionContainer  
DEFINED in MAP-ER-DataTypes : 83

extensionContainer.....identifier of ExtensionContainer  
DEFINED in MAP-ER-DataTypes : 103

extensionContainer.....identifier of ExtensionContainer  
DEFINED in MAP-ER-DataTypes : 109

extensionContainer.....identifier of ExtensionContainer  
DEFINED in MAP-ER-DataTypes : 142

extensionContainer.....identifier of ExtensionContainer  
DEFINED in MAP-ER-DataTypes : 149

extensionContainer.....identifier of ExtensionContainer  
DEFINED in MAP-ER-DataTypes : 168

extensionContainer.....identifier of ExtensionContainer  
DEFINED in MAP-ER-DataTypes : 172

extensionContainer.....identifier of ExtensionContainer  
DEFINED in MAP-ER-DataTypes : 176

extensionContainer.....identifier of ExtensionContainer  
DEFINED in MAP-ER-DataTypes : 180

extensionContainer.....identifier of ExtensionContainer  
DEFINED in MAP-ER-DataTypes : 184

extensionContainer.....identifier of ExtensionContainer  
DEFINED in MAP-ER-DataTypes : 188

extensionContainer.....identifier of ExtensionContainer  
DEFINED in MAP-ER-DataTypes : 201

extensionContainer.....identifier of ExtensionContainer  
DEFINED in MAP-ER-DataTypes : 205

extensionContainer.....identifier of ExtensionContainer  
DEFINED in MAP-ER-DataTypes : 209

extensionContainer.....identifier of ExtensionContainer



DEFINED in MAP-ER-DataTypes : 213

PAGE 25 TAG R4.70 Cross Reference Listing for MAP-Protocol 2000-04-07 13:15:50

extensionContainer.....	identifier of ExtensionContainer									
DEFINED in MAP-ER-DataTypes	:	217								
extensionContainer.....	identifier of ExtensionContainer									
DEFINED in MAP-ER-DataTypes	:	221								
extensionContainer.....	identifier of ExtensionContainer									
DEFINED in MAP-ER-DataTypes	:	225								
extensionContainer.....	identifier of ExtensionContainer									
DEFINED in MAP-ER-DataTypes	:	229								
extensionContainer.....	identifier of ExtensionContainer									
DEFINED in MAP-ER-DataTypes	:	233								
extensionContainer.....	identifier of ExtensionContainer									
DEFINED in MAP-ER-DataTypes	:	246								
extensionContainer.....	identifier of ExtensionContainer									
DEFINED in MAP-ER-DataTypes	:	252								
extensionContainer.....	identifier of ExtensionContainer									
DEFINED in MAP-ER-DataTypes	:	256								
extensionContainer.....	identifier of ExtensionContainer									
DEFINED in MAP-ER-DataTypes	:	260								
extensionContainer.....	identifier of ExtensionContainer									
DEFINED in MAP-ER-DataTypes	:	264								
extensionContainer.....	identifier of ExtensionContainer									
DEFINED in MAP-ER-DataTypes	:	268								
extensionContainer.....	identifier of ExtensionContainer									
DEFINED in MAP-ER-DataTypes	:	275								
extensionContainer.....	identifier of ExtensionContainer									
DEFINED in MAP-ER-DataTypes	:	279								
extensionContainer.....	identifier of ExtensionContainer									
DEFINED in MAP-ER-DataTypes	:	283								
extensionContainer.....	identifier of ExtensionContainer									
DEFINED in MAP-ER-DataTypes	:	287								
extensionContainer.....	identifier of ExtensionContainer									
DEFINED in MAP-ER-DataTypes	:	297								
extensionContainer.....	identifier of [1] ExtensionContainer									
DEFINED in MAP-ER-DataTypes	:	302								
extensionContainer.....	identifier of [1] ExtensionContainer									
DEFINED in MAP-ER-DataTypes	:	317								
extensionContainer.....	identifier of ExtensionContainer									
DEFINED in MAP-ER-DataTypes	:	333								
ExtensionContainer.....	type reference SEQUENCE									
DEFINED in MAP-ExtensionDataTypes	:	32								
USED in MAP-MS-DataTypes	:	145	167	173	181	187	199	206	212	241
		247	255	297	345	356	390	400	449	493
		509	572	581	587	598	625	645	664	682
		710	729	749	778	783	792	798	813	832
		919	926	935	940	949	953	967	974	991
		997	1010	1015	1021	1027	1036	1070	1075	
USED in MAP-CommonDataTypes	:	69	182	208	316	333	390			
USED in MAP-OM-DataTypes	:	27	41	51	57	61				
USED in MAP-CH-DataTypes	:	73	83	102	143	164	178	192	202	212
		223	233	239	249	255	262	279	298	311
		317	322	329	342	359	364	370	392	402
		407								
USED in MAP-SS-DataTypes	:	57	267	271						
USED in MAP-SM-DataTypes	:	45	56	82	88	110	116	124	129	149
		170	182	199	203					
USED in MAP-GR-DataTypes	:	42	58	63	68	72	82	89		
USED in MAP-LCS-DataTypes	:	39	55	61	67	81	142	168	227	242
USED in MAP-ER-DataTypes	:	75	83	103	109	142	149	168	172	176
		180	184	188	201	205	209	213	217	221
		225	229	233	246	252	256	260	264	268
		275	279	283	287	297	302	317	333	

USED in MAP-ExtensionDataTypes : 16

PAGE TAG R4.70 Cross Reference Listing for MAP-Protocol 2000-04-07 13:15:50  
26

Set  
 ExtensionSet.....information object set reference MAP-EXTENSION, Information Object  
 DEFINED in MAP-ExtensionDataTypes : 48  
 USED in MAP-ExtensionDataTypes : 42 44

externalAddress.....identifier of [0] AddressString  
 DEFINED in MAP-CommonDataTypes : 332

ExternalClient.....type reference SEQUENCE  
 DEFINED in MAP-MS-DataTypes : 678  
 USED in MAP-MS-DataTypes : 669

externalClientList.....identifier of [1] ExternalClientList  
 DEFINED in MAP-MS-DataTypes : 660

ExternalClientList.....type reference SEQUENCE OF  
 DEFINED in MAP-MS-DataTypes : 668  
 USED in MAP-MS-DataTypes : 660

ExternalSignalInfo.....type reference SEQUENCE  
 DEFINED in MAP-CommonDataTypes : 177  
 USED in MAP-MobileServiceOpera : 123 229 234 238 244  
 USED in MAP-MS-DataTypes : 124 263 268 274  
 USED in MAP-CommonDataTypes : 20  
 USED in MAP-CH-DataTypes : 60 99 186 187 291 292 295 296 297  
 315 316 321 397  
 USED in MAP-SS-DataTypes : 51 289 290

extId.....identifier of InformationObjectClassFieldType  
 DEFINED in MAP-ExtensionDataTypes : 41

extType.....identifier of InformationObjectClassFieldType  
 DEFINED in MAP-ExtensionDataTypes : 43

Ext-BasicServiceCode.....type reference CHOICE  
 DEFINED in MAP-CommonDataTypes : 383  
 USED in MAP-MS-DataTypes : 131 500 579 617 622 771 876  
 USED in MAP-CommonDataTypes : 46  
 USED in MAP-CH-DataTypes : 64 98 140 207

Ext-BasicServiceGroupList.....type reference SEQUENCE OF  
 DEFINED in MAP-MS-DataTypes : 616  
 USED in MAP-MS-DataTypes : 597 644

ext-BearerService.....identifier of [2] Ext-BearerServiceCode  
 DEFINED in MAP-CommonDataTypes : 384

Ext-BearerServiceCode.....type reference OCTET STRING  
 DEFINED in MAP-BS-Code : 25  
 USED in MAP-MS-DataTypes : 110 437  
 USED in MAP-CommonDataTypes : 64 384

Ext-CallBarFeatureList.....type reference SEQUENCE OF  
 DEFINED in MAP-MS-DataTypes : 575  
 USED in MAP-MS-DataTypes : 571

Ext-CallBarInfo.....type reference SEQUENCE  
 DEFINED in MAP-MS-DataTypes : 569  
 USED in MAP-MS-DataTypes : 484

Ext-CallBarringFeature.....type reference SEQUENCE  
 DEFINED in MAP-MS-DataTypes : 578  
 USED in MAP-MS-DataTypes : 576

Ext-ExternalSignalInfo.....type reference SEQUENCE  
 DEFINED in MAP-CommonDataTypes : 203  
 USED in MAP-CommonDataTypes : 21  
 USED in MAP-CH-DataTypes : 61 107 197

Ext-ForwFeature.....type reference SEQUENCE  
 DEFINED in MAP-MS-DataTypes : 499  
 USED in MAP-MS-DataTypes : 497

Ext-ForwFeatureList.....type reference SEQUENCE OF  
 DEFINED in MAP-MS-DataTypes : 496  
 USED in MAP-MS-DataTypes : 492

Ext-ForwInfo.....type reference SEQUENCE  
 DEFINED in MAP-MS-DataTypes : 490  
 USED in MAP-MS-DataTypes : 483

Ext-ForwOptions.....type reference OCTET STRING  
DEFINED in MAP-MS-DataTypes : 533

TAG R4.70 Cross Reference Listing for MAP-Protocol 2000-04-07 13:15:50  
PAGE 27

```

USED in MAP-MS-DataTypes      :      507

Ext-GeographicalInformation.....type reference OCTET STRING
  DEFINED in MAP-LCS-DataTypes :      171
  USED in MAP-LCS-DataTypes   :       22   166   225

Ext-NoRepCondTime.....type reference INTEGER
  DEFINED in MAP-MS-DataTypes :      562
  USED in MAP-MS-DataTypes   :      508

ext-ProtocolId.....identifier of Ext-ProtocolId
  DEFINED in MAP-CommonDataTypes :      204

Ext-ProtocolId.....type reference ENUMERATED
  DEFINED in MAP-CommonDataTypes :      211
  USED in MAP-CommonDataTypes   :      204

Ext-SS-Data.....type reference SEQUENCE
  DEFINED in MAP-MS-DataTypes :      640
  USED in MAP-MS-DataTypes   :      486

Ext-SS-Info.....type reference CHOICE
  DEFINED in MAP-MS-DataTypes :      482
  USED in MAP-MS-DataTypes   :      480

Ext-SS-InfoList.....type reference SEQUENCE OF
  DEFINED in MAP-MS-DataTypes :      479
  USED in MAP-MS-DataTypes   :      420

Ext-SS-Status.....type reference OCTET STRING
  DEFINED in MAP-MS-DataTypes :      512
  USED in MAP-MS-DataTypes   :      501   580   642   655   709

ext-Teleservice.....identifier of [3] Ext-TeleserviceCode
  DEFINED in MAP-CommonDataTypes :      385

Ext-TeleserviceCode.....type reference OCTET STRING
  DEFINED in MAP-TS-Code      :       20
  USED in MAP-MS-DataTypes   :      115   442
  USED in MAP-CommonDataTypes :       58   385
  USED in MAP-GR-DataTypes   :       31    50

facilityNotSupParam.....identifier of FacilityNotSupParam
  DEFINED in MAP-Errors      :      164

FacilityNotSupParam.....type reference SEQUENCE
  DEFINED in MAP-ER-DataTypes :      179
  USED in MAP-Errors        :      103   164
  USED in MAP-ER-DataTypes   :       23

facilityNotSupported.....value reference FacilityNotSupported, CHOICE VALUE
  DEFINED in MAP-Protocol    :      303

FacilityNotSupported.....type reference ERROR
  DEFINED in MAP-Errors      :      162
  USED in MAP-Protocol       :      112   303
  USED in MAP-OperationAndMainte : 26   60   74
  USED in MAP-CallHandlingOperat : 31   83  105  157
  USED in MAP-SupplementaryServi : 55  266
  USED in MAP-ShortMessageServic : 30   76   91  104  146
  USED in MAP-LocationServiceOpe : 26   61   75
  USED in MAP-Errors        :       17

facsimileGroup3AndAlterSpeech.....value reference TeleserviceCode, '01100001'B
  DEFINED in MAP-TS-Code     :       49

facsimileGroup4.....value reference TeleserviceCode, '01100011'B
  DEFINED in MAP-TS-Code     :       51

failure.....identifier of Named Number, 1
  DEFINED in MAP-CH-DataTypes :      383

failureReport.....value reference FailureReport, CHOICE VALUE
  DEFINED in MAP-Protocol    :      285

FailureReport.....type reference OPERATION
  DEFINED in MAP-MobileServiceOpera : 336
  USED in MAP-Protocol          : 32   285
  USED in MAP-MobileServiceOpera : 55

```

failureReportArg.....identifier of FailureReportArg  
DEFINED in MAP-MobileServiceOpera : 338

FailureReportArg.....type reference SEQUENCE  
 DEFINED in MAP-MS-DataTypes : 931  
 USED in MAP-MobileServiceOpera : 114 338  
 USED in MAP-MS-DataTypes : 87

failureReportRes.....identifier of FailureReportRes  
 DEFINED in MAP-MobileServiceOpera : 340

FailureReportRes.....type reference SEQUENCE  
 DEFINED in MAP-MS-DataTypes : 938  
 USED in MAP-MobileServiceOpera : 115 340  
 USED in MAP-MS-DataTypes : 88

foreignNumberPortedToForeignNetwork....identifier of Named Number, 2  
 DEFINED in MAP-CH-DataTypes : 155

forwardAccessSignalling.....value reference ForwardAccessSignalling, CHOICE VALUE  
 DEFINED in MAP-Protocol : 179

ForwardAccessSignalling.....type reference OPERATION  
 DEFINED in MAP-MobileServiceOpera : 236  
 USED in MAP-Protocol : 20 179  
 USED in MAP-MobileServiceOpera : 33

forwardCheckSS-Indication.....value reference ForwardCheckSS-Indication, CHOICE  
 VALUE  
 DEFINED in MAP-Protocol : 203

ForwardCheckSS-Indication.....type reference OPERATION  
 DEFINED in MAP-MobileServiceOpera : 307  
 USED in MAP-Protocol : 27 203  
 USED in MAP-MobileServiceOpera : 48

forwarded.....identifier of Named Number, 0  
 DEFINED in MAP-MS-DataTypes : 887

forwardedToNumber.....identifier of [5] ISDN-AddressString  
 DEFINED in MAP-MS-DataTypes : 502

forwardedToNumber.....identifier of [5] ISDN-AddressString  
 DEFINED in MAP-CH-DataTypes : 172

forwardedToNumber.....identifier of [4] AddressString  
 DEFINED in MAP-SS-DataTypes : 72

forwardedToNumber.....identifier of [5] ISDN-AddressString  
 DEFINED in MAP-SS-DataTypes : 97

forwardedToSubaddress.....identifier of [8] ISDN-SubaddressString  
 DEFINED in MAP-MS-DataTypes : 506

forwardedToSubaddress.....identifier of [4] ISDN-SubaddressString  
 DEFINED in MAP-CH-DataTypes : 176

forwardedToSubaddress.....identifier of [6] ISDN-SubaddressString  
 DEFINED in MAP-SS-DataTypes : 73

forwardedToSubaddress.....identifier of [8] ISDN-SubaddressString  
 DEFINED in MAP-SS-DataTypes : 98

forwardGroupCallSignalling.....value reference ForwardGroupCallSignalling, CHOICE  
 VALUE  
 DEFINED in MAP-Protocol : 272

ForwardGroupCallSignalling.....type reference OPERATION  
 DEFINED in MAP-Group-Call-Operati : 67  
 USED in MAP-Protocol : 94 272  
 USED in MAP-Group-Call-Operati : 15

forwardGroupCallSignallingArg.....identifier of ForwardGroupCallSignallingArg  
 DEFINED in MAP-Group-Call-Operati : 69

ForwardGroupCallSignallingArg.....type reference SEQUENCE  
 DEFINED in MAP-GR-DataTypes : 75  
 USED in MAP-Group-Call-Operati : 35 69  
 USED in MAP-GR-DataTypes : 18

forwarding.....identifier of Named Number, 1  
 DEFINED in MAP-CH-DataTypes : 113



forwardingData.....identifier of ForwardingData  
DEFINED in MAP-CH-DataTypes : 169

```

ForwardingData.....type reference SEQUENCE
  DEFINED in MAP-CH-DataTypes      : 171
  USED in MAP-CH-DataTypes         : 169 208 247

forwardingData.....identifier of [2] ForwardingData
  DEFINED in MAP-CH-DataTypes      : 208

forwardingData.....identifier of ForwardingData
  DEFINED in MAP-CH-DataTypes      : 247

forwardingFailed.....value reference ForwardingFailed, CHOICE VALUE
  DEFINED in MAP-Protocol          : 348

ForwardingFailed.....type reference ERROR
  DEFINED in MAP-Errors            : 282
  USED in MAP-Protocol             : 133 348
  USED in MAP-CallHandlingOperat  : 43 117
  USED in MAP-Errors              : 50

forwardingFailedParam.....identifier of ForwardingFailedParam
  DEFINED in MAP-Errors            : 284

ForwardingFailedParam.....type reference SEQUENCE
  DEFINED in MAP-ER-DataTypes      : 259
  USED in MAP-Errors              : 120 284
  USED in MAP-ER-DataTypes        : 38

ForwardingFeature.....type reference SEQUENCE
  DEFINED in MAP-SS-DataTypes      : 94
  USED in MAP-SS-DataTypes        : 92

forwardingFeatureList.....identifier of Ext-ForwFeatureList
  DEFINED in MAP-MS-DataTypes      : 492

forwardingFeatureList.....identifier of ForwardingFeatureList
  DEFINED in MAP-SS-DataTypes      : 87

ForwardingFeatureList.....type reference SEQUENCE OF
  DEFINED in MAP-SS-DataTypes      : 90
  USED in MAP-SS-DataTypes        : 87 207

forwardingFeatureList.....identifier of [3] ForwardingFeatureList
  DEFINED in MAP-SS-DataTypes      : 207

forwardingInfo.....identifier of [0] Ext-ForwInfo
  DEFINED in MAP-MS-DataTypes      : 483

forwardingInfo.....identifier of [0] ForwardingInfo
  DEFINED in MAP-SS-DataTypes      : 81

ForwardingInfo.....type reference SEQUENCE
  DEFINED in MAP-SS-DataTypes      : 85
  USED in MAP-SS-DataTypes        : 81

forwardingInterrogationRequired.....identifier of [4] NULL
  DEFINED in MAP-CH-DataTypes      : 141

forwardingOptions.....identifier of [6] Ext-ForwOptions
  DEFINED in MAP-MS-DataTypes      : 507

forwardingOptions.....identifier of [6] ForwardingOptions
  DEFINED in MAP-CH-DataTypes      : 177

forwardingOptions.....identifier of [6] ForwardingOptions
  DEFINED in MAP-SS-DataTypes      : 99

ForwardingOptions.....type reference OCTET STRING
  DEFINED in MAP-SS-DataTypes      : 118
  USED in MAP-CH-DataTypes        : 51 177
  USED in MAP-SS-DataTypes        : 31 99

forwardingReason.....identifier of [8] ForwardingReason
  DEFINED in MAP-CH-DataTypes      : 97

ForwardingReason.....type reference ENUMERATED
  DEFINED in MAP-CH-DataTypes      : 119
  USED in MAP-CH-DataTypes        : 97

forwardingViolation.....value reference ForwardingViolation, CHOICE VALUE
  DEFINED in MAP-Protocol          : 350

```

ForwardingViolation.....type reference ERROR

```

DEFINED in MAP-Errors : 277
USED in MAP-Protocol : 132 350
USED in MAP-CallHandlingOperat : 42 94
USED in MAP-Errors : 49

forwardingViolationParam.....identifier of ForwardingViolationParam
DEFINED in MAP-Errors : 279

ForwardingViolationParam.....type reference SEQUENCE
DEFINED in MAP-ER-DataTypes : 255
USED in MAP-Errors : 119 279
USED in MAP-ER-DataTypes : 37

freezeP-TMSI.....identifier of [1] NULL
DEFINED in MAP-MS-DataTypes : 211

freezeTMSI.....identifier of [0] NULL
DEFINED in MAP-MS-DataTypes : 210

generalProblem.....identifier of [0] IMPLICIT GeneralProblem
DEFINED in TCAPMessages : 170

GeneralProblem.....type reference INTEGER
DEFINED in TCAPMessages : 179
USED in TCAPMessages : 170

general-dataCDA.....value reference BearerServiceCode, '00010111'B
DEFINED in MAP-BS-Code : 58

general-dataCDS.....value reference BearerServiceCode, '00011111'B
DEFINED in MAP-BS-Code : 65

general-dataPDS.....value reference BearerServiceCode, '00101111'B
DEFINED in MAP-BS-Code : 80

general-padAccessCA.....value reference BearerServiceCode, '00100111'B
DEFINED in MAP-BS-Code : 74

GenericServiceInfo.....type reference SEQUENCE
DEFINED in MAP-SS-DataTypes : 182
USED in MAP-SS-DataTypes : 208

genericServiceInfo.....identifier of [4] GenericServiceInfo
DEFINED in MAP-SS-DataTypes : 208

geographicalInformation.....identifier of [0] GeographicalInformation
DEFINED in MAP-MS-DataTypes : 1032

GeographicalInformation.....type reference OCTET STRING
DEFINED in MAP-MS-DataTypes : 1039
USED in MAP-MS-DataTypes : 1032

getPassword.....value reference GetPassword, CHOICE VALUE
DEFINED in MAP-Protocol : 239

GetPassword.....type reference OPERATION
DEFINED in MAP-SupplementaryServi : 234
USED in MAP-Protocol : 71 239
USED in MAP-SupplementaryServi : 22 232

ggsn-Address.....identifier of [1] GSN-Address
DEFINED in MAP-MS-DataTypes : 917

ggsn-Address.....identifier of [1] GSN-Address
DEFINED in MAP-MS-DataTypes : 924

ggsn-Address.....identifier of [2] GSN-Address
DEFINED in MAP-MS-DataTypes : 934

ggsn-Address.....identifier of [0] GSN-Address
DEFINED in MAP-MS-DataTypes : 939

ggsn-Address.....identifier of [2] GSN-Address
DEFINED in MAP-MS-DataTypes : 948

ggsn-Number.....identifier of [2] ISDN-AddressString
DEFINED in MAP-MS-DataTypes : 918

ggsn-Number.....identifier of [1] ISDN-AddressString
DEFINED in MAP-MS-DataTypes : 933

```

GlobalCellId.....type reference OCTET STRING

PAGE 31 TAG R4.70 Cross Reference Listing for MAP-Protocol 2000-04-07 13:15:50

DEFINED in MAP-CommonDataTypes : 291
USED in MAP-MS-DataTypes : 129 261 272
USED in MAP-CommonDataTypes : 34
gmlc-List.....identifier of [0] GMLC-List
DEFINED in MAP-MS-DataTypes : 313
GMLC-List.....type reference SEQUENCE OF
DEFINED in MAP-MS-DataTypes : 318
USED in MAP-MS-DataTypes : 313
gmlc-List.....identifier of Named Number, 0
DEFINED in MAP-MS-DataTypes : 686
gmlc-ListWithdraw.....identifier of [13] NULL
DEFINED in MAP-MS-DataTypes : 754
gmlc-Restriction.....identifier of [0] GMLC-Restriction
DEFINED in MAP-MS-DataTypes : 680
GMLC-Restriction.....type reference ENUMERATED
DEFINED in MAP-MS-DataTypes : 685
USED in MAP-MS-DataTypes : 680
gmscCamelSubscriptionInfo.....identifier of [0] GmscCamelSubscriptionInfo
DEFINED in MAP-CH-DataTypes : 248
GmscCamelSubscriptionInfo.....type reference SEQUENCE
DEFINED in MAP-CH-DataTypes : 252
USED in MAP-CH-DataTypes : 248
gmsc-Address.....identifier of [6] ISDN-AddressString
DEFINED in MAP-CH-DataTypes : 95
gmsc-Address.....identifier of [8] ISDN-AddressString
DEFINED in MAP-CH-DataTypes : 189
gprsConnectionSuspended.....identifier of NULL
DEFINED in MAP-ER-DataTypes : 270
GPRSDataList.....type reference SEQUENCE OF
DEFINED in MAP-MS-DataTypes : 333
USED in MAP-MS-DataTypes : 355
gprsDataList.....identifier of [1] GPRSDataList
DEFINED in MAP-MS-DataTypes : 355
gprsNodeIndicator.....identifier of [5] NULL
DEFINED in MAP-SM-DataTypes : 90
gprsSubscriptionData.....identifier of [16] GPRSSubscriptionData
DEFINED in MAP-MS-DataTypes : 301
GPRSSubscriptionData.....type reference SEQUENCE
DEFINED in MAP-MS-DataTypes : 350
USED in MAP-MS-DataTypes : 301
gprsSubscriptionDataWithdraw.....identifier of [10] GPRSSubscriptionDataWithdraw
DEFINED in MAP-MS-DataTypes : 751
GPRSSubscriptionDataWithdraw.....type reference CHOICE
DEFINED in MAP-MS-DataTypes : 756
USED in MAP-MS-DataTypes : 751
gprsSubscriptionUnknown.....identifier of Named Number, 1
DEFINED in MAP-ER-DataTypes : 194
gprsSupportIndicator.....identifier of [7] NULL
DEFINED in MAP-SM-DataTypes : 58
gprsSupportIndicator.....identifier of [2] NULL
DEFINED in MAP-SM-DataTypes : 151
greyListed.....identifier of Named Number, 2
DEFINED in MAP-MS-DataTypes : 289
groupCallNumber.....identifier of ISDN-AddressString
DEFINED in MAP-GR-DataTypes : 62
groupId.....identifier of GroupId

DEFINED in MAP-MS-DataTypes : 990

TAG R4.70 Cross Reference Listing for MAP-Protocol 2000-04-07 13:15:50  
PAGE 32

groupid.....identifier of GroupId  
DEFINED in MAP-MS-DataTypes : 995

GroupId.....type reference OCTET STRING  
DEFINED in MAP-MS-DataTypes : 1000  
USED in MAP-MS-DataTypes : 990 995

groupKey.....identifier of [1] Kc  
DEFINED in MAP-GR-DataTypes : 55

groupKeyNumber.....identifier of [0] GroupKeyNumber  
DEFINED in MAP-GR-DataTypes : 54

GroupKeyNumber.....type reference INTEGER  
DEFINED in MAP-GR-DataTypes : 92  
USED in MAP-GR-DataTypes : 54

gsmSCF-Address.....identifier of ISDN-AddressString  
DEFINED in MAP-MS-DataTypes : 797

gsmSCF-Address.....identifier of [0] ISDN-AddressString  
DEFINED in MAP-MS-DataTypes : 830

gsmSCF-Address.....identifier of [3] ISDN-AddressString  
DEFINED in MAP-MS-DataTypes : 1069

gsmSCF-Address.....identifier of [0] ISDN-AddressString  
DEFINED in MAP-CH-DataTypes : 277

gsm-0408.....identifier of Named Number, 1  
DEFINED in MAP-CommonDataTypes : 197

gsm-0806.....identifier of Named Number, 2  
DEFINED in MAP-CommonDataTypes : 198

gsm-BearerCapability.....identifier of [5] ExternalSignalInfo  
DEFINED in MAP-CH-DataTypes : 186

gsm-BearerCapability.....identifier of [0] ExternalSignalInfo  
DEFINED in MAP-CH-DataTypes : 291

gsm-BSSMAP.....identifier of Named Number, 3  
DEFINED in MAP-CommonDataTypes : 199

GSN-Address.....type reference OCTET STRING  
DEFINED in MAP-MS-DataTypes : 250  
USED in MAP-MS-DataTypes : 240 917 923 924 934 939 947 948

guidanceInfo.....identifier of GuidanceInfo  
DEFINED in MAP-SupplementaryServi : 236

GuidanceInfo.....type reference ENUMERATED  
DEFINED in MAP-SS-DataTypes : 237  
USED in MAP-SupplementaryServi : 67 236  
USED in MAP-SS-DataTypes : 25

handoverNumber.....identifier of ISDN-AddressString  
DEFINED in MAP-MS-DataTypes : 267

highLayerCompatibility.....identifier of [6] ExternalSignalInfo  
DEFINED in MAP-CH-DataTypes : 297

hlr.....identifier of Named Number, 1  
DEFINED in MAP-CommonDataTypes : 306

HLR-Id.....type reference IMSI  
DEFINED in MAP-CommonDataTypes : 280  
USED in MAP-CommonDataTypes : 285

hlr-List.....identifier of HLR-List  
DEFINED in MAP-MS-DataTypes : 961

HLR-List.....type reference SEQUENCE OF  
DEFINED in MAP-CommonDataTypes : 284  
USED in MAP-MS-DataTypes : 126 961  
USED in MAP-CommonDataTypes : 32

hlr-Number.....identifier of ISDN-AddressString  
DEFINED in MAP-MS-DataTypes : 179



hlr-Number.....identifier of ISDN-AddressString  
DEFINED in MAP-MS-DataTypes : 254

```

hlr-Number.....identifier of ISDN-AddressString
  DEFINED in MAP-MS-DataTypes      :    960

hlr-Number.....identifier of ISDN-AddressString
  DEFINED in MAP-MS-DataTypes      :    972

hold.....value reference SS-Code, '01000010'B
  DEFINED in MAP-SS-Code           :     77

home-Country.....identifier of Named Number, 1
  DEFINED in MAP-MS-DataTypes      :    687

horizontal-accuracy.....identifier of [0] Horizontal-Accuracy
  DEFINED in MAP-LCS-DataTypes     :    138

Horizontal-Accuracy.....type reference OCTET STRING
  DEFINED in MAP-LCS-DataTypes     :    145
  USED in MAP-LCS-DataTypes       :    20   138

ho-NumberNotRequired.....identifier of NULL
  DEFINED in MAP-MS-DataTypes      :    262

identity.....identifier of Identity
  DEFINED in MAP-MS-DataTypes      :    185

Identity.....type reference CHOICE
  DEFINED in MAP-CommonDataTypes   :    253
  USED in MAP-MS-DataTypes         :    128   185
  USED in MAP-CommonDataTypes     :     29

illegalEquipment.....value reference IllegalEquipment, CHOICE VALUE
  DEFINED in MAP-Protocol           :    321

IllegalEquipment.....type reference ERROR
  DEFINED in MAP-Errors             :    214
  USED in MAP-Protocol              :    120   321
  USED in MAP-SupplementaryServi   :     52   199   213
  USED in MAP-ShortMessageServic   :     34   107
  USED in MAP-LocationServiceOpe   :     35    78
  USED in MAP-Errors                :     31

illegalEquipmentParam.....identifier of IllegalEquipmentParam
  DEFINED in MAP-Errors             :    216

IllegalEquipmentParam.....type reference SEQUENCE
  DEFINED in MAP-ER-DataTypes       :    212
  USED in MAP-Errors                :    109   216
  USED in MAP-ER-DataTypes         :     29

illegalSS-Operation.....value reference IllegalSS-Operation, CHOICE VALUE
  DEFINED in MAP-Protocol           :    364

IllegalSS-Operation.....type reference ERROR
  DEFINED in MAP-Errors             :    307
  USED in MAP-Protocol              :    136   364
  USED in MAP-SupplementaryServi   :     40   100   117   134   154   172   261   278
  USED in MAP-Errors                :     57

illegalSubscriber.....value reference IllegalSubscriber, CHOICE VALUE
  DEFINED in MAP-Protocol           :    320

IllegalSubscriber.....type reference ERROR
  DEFINED in MAP-Errors             :    208
  USED in MAP-Protocol              :    119   320
  USED in MAP-SupplementaryServi   :     51   198   212
  USED in MAP-ShortMessageServic   :     33   106
  USED in MAP-LocationServiceOpe   :     36    77
  USED in MAP-Errors                :     30

illegalSubscriberParam.....identifier of IllegalSubscriberParam
  DEFINED in MAP-Errors             :    210

IllegalSubscriberParam.....type reference SEQUENCE
  DEFINED in MAP-ER-DataTypes       :    208
  USED in MAP-Errors                :    108   210
  USED in MAP-ER-DataTypes         :     28

imei.....identifier of IMEI
  DEFINED in MAP-MobileServiceOpera :    269

```

IMEI.....type reference TBCD-STRING

```

DEFINED in MAP-CommonDataTypes : 273
USED in MAP-MobileServiceOpera : 125 269
USED in MAP-CommonDataTypes : 31
USED in MAP-LCS-DataTypes : 28 78 222

imei.....identifier of [5] IMEI
DEFINED in MAP-LCS-DataTypes : 78

imei.....identifier of [2] IMEI
DEFINED in MAP-LCS-DataTypes : 222

imsi.....identifier of IMSI
DEFINED in MAP-OperationAndMainte : 81

imsi.....identifier of IMSI
DEFINED in MAP-MS-DataTypes : 162

imsi.....identifier of IMSI
DEFINED in MAP-MS-DataTypes : 203

imsi.....identifier of IMSI
DEFINED in MAP-MS-DataTypes : 216

imsi.....identifier of IMSI
DEFINED in MAP-MS-DataTypes : 238

imsi.....identifier of [0] IMSI
DEFINED in MAP-MS-DataTypes : 295

imsi.....identifier of [0] IMSI
DEFINED in MAP-MS-DataTypes : 739

imsi.....identifier of [0] IMSI
DEFINED in MAP-MS-DataTypes : 916

imsi.....identifier of [0] IMSI
DEFINED in MAP-MS-DataTypes : 932

imsi.....identifier of [0] IMSI
DEFINED in MAP-MS-DataTypes : 946

imsi.....identifier of IMSI
DEFINED in MAP-MS-DataTypes : 965

imsi.....identifier of [0] IMSI
DEFINED in MAP-MS-DataTypes : 1007

IMSI.....type reference TBCD-STRING
DEFINED in MAP-CommonDataTypes : 250
USED in MAP-OperationAndMainte : 43 81
USED in MAP-MS-DataTypes : 125 162 203 216 238 279 295 739 916
932 946 965 1007
USED in MAP-CommonDataTypes : 27 254 258 270 280 327
USED in MAP-OM-DataTypes : 22 37 55
USED in MAP-CH-DataTypes : 62 131 182 209 326 356 396
USED in MAP-SS-DataTypes : 47 259
USED in MAP-SM-DataTypes : 34 80 112 133 194
USED in MAP-GR-DataTypes : 24 67 76
USED in MAP-LCS-DataTypes : 29 75 221

imsi.....identifier of IMSI
DEFINED in MAP-CommonDataTypes : 254

imsi.....identifier of IMSI
DEFINED in MAP-CommonDataTypes : 258

imsi.....identifier of [0] IMSI
DEFINED in MAP-CommonDataTypes : 270

imsi.....identifier of [0] IMSI
DEFINED in MAP-CommonDataTypes : 327

imsi.....identifier of [0] IMSI
DEFINED in MAP-OM-DataTypes : 37

imsi.....identifier of [0] IMSI
DEFINED in MAP-OM-DataTypes : 55

imsi.....identifier of [9] IMSI
DEFINED in MAP-CH-DataTypes : 131

```

imsi.....identifier of [0] IMSI

```

DEFINED in MAP-CH-DataTypes      : 182

imsi.....identifier of [3] IMSI
  DEFINED in MAP-CH-DataTypes    : 209

imsi.....identifier of [0] IMSI
  DEFINED in MAP-CH-DataTypes    : 326

imsi.....identifier of [0] IMSI
  DEFINED in MAP-CH-DataTypes    : 356

imsi.....identifier of [0] IMSI
  DEFINED in MAP-CH-DataTypes    : 396

imsi.....identifier of [0] IMSI
  DEFINED in MAP-SS-DataTypes    : 259

imsi.....identifier of IMSI
  DEFINED in MAP-SM-DataTypes    : 80

imsi.....identifier of IMSI
  DEFINED in MAP-SM-DataTypes    : 112

imsi.....identifier of [0] IMSI
  DEFINED in MAP-SM-DataTypes    : 133

imsi.....identifier of [0] IMSI
  DEFINED in MAP-SM-DataTypes    : 194

imsi.....identifier of IMSI
  DEFINED in MAP-GR-DataTypes    : 67

imsi.....identifier of IMSI
  DEFINED in MAP-GR-DataTypes    : 76

imsi.....identifier of [2] IMSI
  DEFINED in MAP-LCS-DataTypes   : 75

imsi.....identifier of [1] IMSI
  DEFINED in MAP-LCS-DataTypes   : 221

imsiDetach.....identifier of Named Number, 0
  DEFINED in MAP-ER-DataTypes    : 238

imsiDetached.....identifier of Named Number, 1
  DEFINED in MAP-MS-DataTypes    : 1060

imsiUnknown.....identifier of Named Number, 0
  DEFINED in MAP-ER-DataTypes    : 193

imsi-WithLMSI.....identifier of IMSI-WithLMSI
  DEFINED in MAP-CommonDataTypes : 255

IMSI-WithLMSI.....type reference SEQUENCE
  DEFINED in MAP-CommonDataTypes : 257
  USED in MAP-CommonDataTypes    : 255

incomingCallsBarredWithinCUG.....identifier of Named Number, 0
  DEFINED in MAP-ER-DataTypes    : 113

incompatibleTerminal.....value reference IncompatibleTerminal, CHOICE VALUE
  DEFINED in MAP-Protocol        : 304

IncompatibleTerminal.....type reference ERROR
  DEFINED in MAP-Errors          : 168
  USED in MAP-Protocol           : 154 304
  USED in MAP-CallHandlingOperat : 46 179
  USED in MAP-Errors             : 18

incompatibleTerminalParam.....identifier of IncompatibleTerminalParam
  DEFINED in MAP-Errors          : 170

IncompatibleTerminalParam.....type reference SEQUENCE
  DEFINED in MAP-ER-DataTypes    : 286
  USED in MAP-Errors             : 128 170
  USED in MAP-ER-DataTypes      : 46

inconsistentMeasurementData.....identifier of Named Number, 3
  DEFINED in MAP-ER-DataTypes    : 324

```

incorrectTransactionPortion.....identifier of Named Number, 3  
DEFINED in TCAPMessages : 106

```

informServiceCentre.....value reference InformServiceCentre, CHOICE VALUE
  DEFINED in MAP-Protocol      : 250

InformServiceCentre.....type reference OPERATION
  DEFINED in MAP-ShortMessageServic : 133
  USED in MAP-Protocol      : 85 250
  USED in MAP-ShortMessageServic : 18

informServiceCentreArg.....identifier of InformServiceCentreArg
  DEFINED in MAP-ShortMessageServic : 135

InformServiceCentreArg.....type reference SEQUENCE
  DEFINED in MAP-SM-DataTypes      : 179
  USED in MAP-ShortMessageServic : 55 135
  USED in MAP-SM-DataTypes      : 23

inhibiting.....identifier of Named Number, 0
  DEFINED in MAP-MS-DataTypes      : 891

initialLocation.....identifier of Named Number, 2
  DEFINED in MAP-LCS-DataTypes      : 93

initiatingRelease.....identifier of Named Number, 4
  DEFINED in TCAPMessages          : 187

insertSubscriberData.....value reference InsertSubscriberData, CHOICE VALUE
  DEFINED in MAP-Protocol      : 196

InsertSubscriberData.....type reference OPERATION
  DEFINED in MAP-MobileServiceOpera : 279
  USED in MAP-Protocol      : 24 196
  USED in MAP-MobileServiceOpera : 43

insertSubscriberDataArg.....identifier of InsertSubscriberDataArg
  DEFINED in MAP-MobileServiceOpera : 281

InsertSubscriberDataArg.....type reference SEQUENCE
  DEFINED in MAP-MS-DataTypes      : 294
  USED in MAP-MobileServiceOpera : 101 281
  USED in MAP-MS-DataTypes      : 42

insertSubscriberDataRes.....identifier of InsertSubscriberDataRes
  DEFINED in MAP-MobileServiceOpera : 283

InsertSubscriberDataRes.....type reference SEQUENCE
  DEFINED in MAP-MS-DataTypes      : 721
  USED in MAP-MobileServiceOpera : 102 283
  USED in MAP-MS-DataTypes      : 43

insufficientMeasurementData.....identifier of Named Number, 2
  DEFINED in MAP-ER-DataTypes      : 323

insufficientResources.....identifier of Named Number, 1
  DEFINED in MAP-ER-DataTypes      : 322

interCUG-Restrictions.....identifier of InterCUG-Restrictions
  DEFINED in MAP-MS-DataTypes      : 624

InterCUG-Restrictions.....type reference OCTET STRING
  DEFINED in MAP-MS-DataTypes      : 628
  USED in MAP-MS-DataTypes      : 62 624

internationalECT-Barred.....identifier of Named Number, 11
  DEFINED in MAP-MS-DataTypes      : 464

internationalOGCallsBarred.....identifier of Named Number, 1
  DEFINED in MAP-MS-DataTypes      : 454

internationalOGCallsNotToHPLMN-CountryBaidentifier of Named Number, 2
  DEFINED in MAP-MS-DataTypes      : 455

interrogateSS.....value reference InterrogateSS, CHOICE VALUE
  DEFINED in MAP-Protocol      : 233

InterrogateSS.....type reference OPERATION
  DEFINED in MAP-SupplementaryServi : 160
  USED in MAP-Protocol      : 66 233
  USED in MAP-SupplementaryServi : 17

```



interrogateSS-Res.....identifier of InterrogateSS-Res  
DEFINED in MAP-SupplementaryServi : 164

```

InterrogateSS-Res.....type reference CHOICE
  DEFINED in MAP-SS-DataTypes      : 204
  USED in MAP-SupplementaryServi    : 63 164
  USED in MAP-SS-DataTypes          : 19

interrogationType.....identifier of [3] InterrogationType
  DEFINED in MAP-CH-DataTypes       : 92

InterrogationType.....type reference ENUMERATED
  DEFINED in MAP-CH-DataTypes       : 111
  USED in MAP-CH-DataTypes          : 92

interzonalECT-Barred.....identifier of Named Number, 12
  DEFINED in MAP-MS-DataTypes       : 465

interzonalOGCallsAndInternationalOGCallsidentifier of Named Number, 8
  DEFINED in MAP-MS-DataTypes       : 458

interzonalOGCallsBarred.....identifier of Named Number, 6
  DEFINED in MAP-MS-DataTypes       : 456

interzonalOGCallsNotToHPLMN-CountryBarreidentifier of Named Number, 7
  DEFINED in MAP-MS-DataTypes       : 457

intraCUG-Options.....identifier of IntraCUG-Options
  DEFINED in MAP-MS-DataTypes       : 596

IntraCUG-Options.....type reference ENUMERATED
  DEFINED in MAP-MS-DataTypes       : 606
  USED in MAP-MS-DataTypes          : 63 596

invalidFormat.....identifier of Named Number, 1
  DEFINED in MAP-ER-DataTypes       : 126

invalidSME-Address.....identifier of Named Number, 5
  DEFINED in MAP-ER-DataTypes       : 136

invoke.....identifier of [1] IMPLICIT Invoke
  DEFINED in TCAPMessages           : 125

Invoke.....type reference SEQUENCE
  DEFINED in TCAPMessages           : 133
  USED in TCAPMessages              : 125

invokeID.....identifier of InvokeIdType
  DEFINED in TCAPMessages           : 134

invokeID.....identifier of InvokeIdType
  DEFINED in TCAPMessages           : 145

invokeID.....identifier of InvokeIdType
  DEFINED in TCAPMessages           : 157

invokeID.....identifier of CHOICE
  DEFINED in TCAPMessages           : 166

InvokeIdType.....type reference INTEGER
  DEFINED in TCAPMessages           : 175
  USED in TCAPMessages              : 47 134 135 145 157 167

invokeProblem.....identifier of [1] IMPLICIT InvokeProblem
  DEFINED in TCAPMessages           : 171

InvokeProblem.....type reference INTEGER
  DEFINED in TCAPMessages           : 183
  USED in TCAPMessages              : 171

ISDN-AddressString.....type reference AddressString
  DEFINED in MAP-CommonDataTypes    : 131
  USED in MAP-OperationAndMainte    : 42 79
  USED in MAP-MS-DataTypes          : 121 164 165 179 204 205 239 254 267
  USED in MAP-CommonDataTypes      : 273 319 411 502 797 830 868 918 933
  USED in MAP-CommonDataTypes      : 960 972 1033 1069
  USED in MAP-CommonDataTypes      : 17 328
  USED in MAP-CH-DataTypes          : 58 89 95 142 148 168 172 183 184
  USED in MAP-CommonDataTypes      : 189 201 214 277 294 310 399
  USED in MAP-SS-DataTypes          : 45 97 197 215 260 287
  USED in MAP-SM-DataTypes          : 32 53 86 98 99 139 144 169 175
  180
    
```

USED in MAP-GR-DataTypes	:	23	62						
USED in MAP-LCS-DataTypes	:	27	53	65	72	76	220	223	224

```

isdn-BearerCapability.....identifier of [1] ExternalSignalInfo
  DEFINED in MAP-CH-DataTypes      :    292

ISDN-SubaddressString.....type reference OCTET STRING
  DEFINED in MAP-CommonDataTypes   :    137
  USED in MAP-MS-DataTypes         :    123    506
  USED in MAP-CommonDataTypes     :     19
  USED in MAP-CH-DataTypes         :     59    176
  USED in MAP-SS-DataTypes         :     46    73    98    198

kc.....identifier of Kc
  DEFINED in MAP-MS-DataTypes      :    226

Kc.....type reference OCTET STRING
  DEFINED in MAP-MS-DataTypes      :    233
  USED in MAP-MS-DataTypes         :     39    226
  USED in MAP-GR-DataTypes         :     36    55

keepCCBS-CallIndicator.....identifier of [1] NULL
  DEFINED in MAP-CH-DataTypes      :    163

laiFixedLength.....identifier of [1] LAIFixedLength
  DEFINED in MAP-CommonDataTypes   :    349

LAIFixedLength.....type reference OCTET STRING
  DEFINED in MAP-CommonDataTypes   :    364
  USED in MAP-CommonDataTypes     :    349

lawfulInterceptServices.....identifier of Named Number, 3
  DEFINED in MAP-LCS-DataTypes     :    111

lcsClientDialedByMS.....identifier of [2] AddressString
  DEFINED in MAP-LCS-DataTypes     :    102

LCSClientExternalID.....type reference SEQUENCE
  DEFINED in MAP-CommonDataTypes   :    331
  USED in MAP-MS-DataTypes         :    136    679
  USED in MAP-CommonDataTypes     :     52
  USED in MAP-LCS-DataTypes        :     33    101

lcsClientExternalID.....identifier of [1] LCSClientExternalID
  DEFINED in MAP-LCS-DataTypes     :    101

LCSClientInternalID.....type reference ENUMERATED
  DEFINED in MAP-CommonDataTypes   :    336
  USED in MAP-MS-DataTypes         :    137    674
  USED in MAP-CommonDataTypes     :     53
  USED in MAP-LCS-DataTypes        :     34    103

lcsClientInternalID.....identifier of [3] LCSClientInternalID
  DEFINED in MAP-LCS-DataTypes     :    103

lcsClientName.....identifier of [4] LCSClientName
  DEFINED in MAP-LCS-DataTypes     :    104

LCSClientName.....type reference SEQUENCE
  DEFINED in MAP-LCS-DataTypes     :    118
  USED in MAP-LCS-DataTypes        :     18    104

lcsClientType.....identifier of [0] LCSClientType
  DEFINED in MAP-LCS-DataTypes     :    100

LCSClientType.....type reference ENUMERATED
  DEFINED in MAP-LCS-DataTypes     :    107
  USED in MAP-LCS-DataTypes        :    100

lcsInformation.....identifier of [22] LCSInformation
  DEFINED in MAP-MS-DataTypes      :    307

LCSInformation.....type reference SEQUENCE
  DEFINED in MAP-MS-DataTypes      :    312
  USED in MAP-MS-DataTypes         :    307

lcsLocationInfo.....identifier of [1] LCSLocationInfo
  DEFINED in MAP-LCS-DataTypes     :     60

LCSLocationInfo.....type reference SEQUENCE
  DEFINED in MAP-LCS-DataTypes     :     64
  USED in MAP-LCS-DataTypes        :     60    219

```

lcsLocationInfo.....identifier of LCSLocationInfo

```

DEFINED in MAP-LCS-DataTypes      :      219

lcs-ClientID.....identifier of [0] LCS-ClientID
  DEFINED in MAP-LCS-DataTypes      :      73

LCS-ClientID.....type reference SEQUENCE
  DEFINED in MAP-LCS-DataTypes      :      99
  USED in MAP-LCS-DataTypes         :      73    218

lcs-ClientID.....identifier of LCS-ClientID
  DEFINED in MAP-LCS-DataTypes      :      218

lcs-Event.....identifier of LCS-Event
  DEFINED in MAP-LCS-DataTypes      :      217

LCS-Event.....type reference ENUMERATED
  DEFINED in MAP-LCS-DataTypes      :      232
  USED in MAP-LCS-DataTypes         :      217

lcs-Priority.....identifier of [6] LCS-Priority
  DEFINED in MAP-LCS-DataTypes      :      79

LCS-Priority.....type reference OCTET STRING
  DEFINED in MAP-LCS-DataTypes      :      132
  USED in MAP-LCS-DataTypes         :      79

LCS-PrivacyClass.....type reference SEQUENCE
  DEFINED in MAP-MS-DataTypes       :      653
  USED in MAP-MS-DataTypes          :      649

lcs-PrivacyExceptionList.....identifier of [1] LCS-PrivacyExceptionList
  DEFINED in MAP-MS-DataTypes       :      314

LCS-PrivacyExceptionList.....type reference SEQUENCE OF
  DEFINED in MAP-MS-DataTypes       :      648
  USED in MAP-MS-DataTypes          :      314

lcs-QoS.....identifier of [7] LCS-QoS
  DEFINED in MAP-LCS-DataTypes      :      80

LCS-QoS.....type reference SEQUENCE
  DEFINED in MAP-LCS-DataTypes      :      137
  USED in MAP-LCS-DataTypes         :      19    80

linkedID.....identifier of [0] IMPLICIT InvokeIdType
  DEFINED in TCAPMessages           :      135

linkedResponseUnexpected.....identifier of Named Number, 6
  DEFINED in TCAPMessages           :      189

lmsi.....identifier of [10] LMSI
  DEFINED in MAP-MS-DataTypes       :      166

lmsi.....identifier of LMSI
  DEFINED in MAP-MS-DataTypes       :      966

lmsi.....identifier of [1] LMSI
  DEFINED in MAP-MS-DataTypes       :      1008

lmsi.....identifier of LMSI
  DEFINED in MAP-CommonDataTypes    :      259

LMSI.....type reference OCTET STRING
  DEFINED in MAP-CommonDataTypes    :      289
  USED in MAP-MS-DataTypes          :      127    166    966    1008
  USED in MAP-CommonDataTypes      :      33    259
  USED in MAP-CH-DataTypes          :      63    185    327
  USED in MAP-SM-DataTypes          :      35    87    134
  USED in MAP-LCS-DataTypes         :      30    66    77

lmsi.....identifier of [4] LMSI
  DEFINED in MAP-CH-DataTypes       :      185

lmsi.....identifier of [1] LMSI
  DEFINED in MAP-CH-DataTypes       :      327

lmsi.....identifier of LMSI
  DEFINED in MAP-SM-DataTypes       :      87

lmsi.....identifier of [1] LMSI

```

DEFINED in MAP-SM-DataTypes : 134

PAGE	TAG	R4.70	Cross Reference Listing for MAP-Protocol	2000-04-07	13:15:50
40					
	lmsi		identifier of [0] LMSI		
			DEFINED in MAP-LCS-DataTypes	:	66
	lmsi		identifier of [4] LMSI		
			DEFINED in MAP-LCS-DataTypes	:	77
	lmu-Indicator		identifier of [21] NULL		
			DEFINED in MAP-MS-DataTypes	:	306
	locationEstimate		identifier of Ext-GeographicalInformation		
			DEFINED in MAP-LCS-DataTypes	:	166
	locationEstimate		identifier of [5] Ext-GeographicalInformation		
			DEFINED in MAP-LCS-DataTypes	:	225
	locationEstimateType		identifier of [0] LocationEstimateType		
			DEFINED in MAP-LCS-DataTypes	:	87
	LocationEstimateType		type reference ENUMERATED		
			DEFINED in MAP-LCS-DataTypes	:	90
			USED in MAP-LCS-DataTypes	:	87
	locationInformation		identifier of [0] LocationInformation		
			DEFINED in MAP-MS-DataTypes	:	1019
	locationInformation		identifier of [0] NULL		
			DEFINED in MAP-MS-DataTypes	:	1025
	LocationInformation		type reference SEQUENCE		
			DEFINED in MAP-MS-DataTypes	:	1030
			USED in MAP-MS-DataTypes	:	75 1019
	locationInfoWithLMSI		identifier of [0] LocationInfoWithLMSI		
			DEFINED in MAP-SM-DataTypes	:	81
	LocationInfoWithLMSI		type reference SEQUENCE		
			DEFINED in MAP-SM-DataTypes	:	85
			USED in MAP-SM-DataTypes	:	81
	locationNumber		identifier of [2] LocationNumber		
			DEFINED in MAP-MS-DataTypes	:	1034
	LocationNumber		type reference OCTET STRING		
			DEFINED in MAP-MS-DataTypes	:	1049
			USED in MAP-MS-DataTypes	:	1034
	locationProcedureNotCompleted		identifier of Named Number, 4		
			DEFINED in MAP-ER-DataTypes	:	325
	locationProcedureNotSupportedByTargetMS		identifier of Named Number, 5		
			DEFINED in MAP-ER-DataTypes	:	326
	locationType		identifier of LocationType		
			DEFINED in MAP-LCS-DataTypes	:	71
	LocationType		type reference SEQUENCE		
			DEFINED in MAP-LCS-DataTypes	:	86
			USED in MAP-LCS-DataTypes	:	17 71
	longTermDenial		value reference LongTermDenial, CHOICE VALUE		
			DEFINED in MAP-Protocol	:	376
	LongTermDenial		type reference ERROR		
			DEFINED in MAP-Errors	:	340
			USED in MAP-Protocol	:	153 376
			USED in MAP-SupplementaryServi	:	54 265
			USED in MAP-Errors	:	68
	longTermDenialParam		identifier of LongTermDenialParam		
			DEFINED in MAP-Errors	:	342
	LongTermDenialParam		type reference SEQUENCE		
			DEFINED in MAP-ER-DataTypes	:	293
			USED in MAP-Errors	:	130 342
			USED in MAP-ER-DataTypes	:	48
	lowdelay		identifier of Named Number, 0		
			DEFINED in MAP-LCS-DataTypes	:	159
	lowerLayerCompatibility		identifier of [5] ExternalSignalInfo		



DEFINED in MAP-CH-DataTypes : 296

PAGE 41 TAG R4.70 Cross Reference Listing for MAP-Protocol 2000-04-07 13:15:50

lsaActiveModeIndicator.....identifier of [2] NULL
DEFINED in MAP-MS-DataTypes : 389
lsaAttributes.....identifier of [1] LSAAttributes
DEFINED in MAP-MS-DataTypes : 388
LSAAttributes.....type reference OCTET STRING
DEFINED in MAP-MS-DataTypes : 406
USED in MAP-MS-DataTypes : 388
LSAData.....type reference SEQUENCE
DEFINED in MAP-MS-DataTypes : 386
USED in MAP-MS-DataTypes : 382
LSADataList.....type reference SEQUENCE OF
DEFINED in MAP-MS-DataTypes : 381
USED in MAP-MS-DataTypes : 399
lsaDataList.....identifier of [2] LSADataList
DEFINED in MAP-MS-DataTypes : 399
lsaIdentity.....identifier of [0] LSAIdentity
DEFINED in MAP-MS-DataTypes : 387
LSAIdentity.....type reference OCTET STRING
DEFINED in MAP-MS-DataTypes : 403
USED in MAP-MS-DataTypes : 387 768
lsaIdentityList.....identifier of LSAIdentityList
DEFINED in MAP-MS-DataTypes : 765
LSAIdentityList.....type reference SEQUENCE OF
DEFINED in MAP-MS-DataTypes : 767
USED in MAP-MS-DataTypes : 765
lsaInformation.....identifier of [25] LSAInformation
DEFINED in MAP-MS-DataTypes : 305
LSAInformation.....type reference SEQUENCE
DEFINED in MAP-MS-DataTypes : 393
USED in MAP-MS-DataTypes : 305
lsaInformationWithdraw.....identifier of [12] LSAInformationWithdraw
DEFINED in MAP-MS-DataTypes : 753
LSAInformationWithdraw.....type reference CHOICE
DEFINED in MAP-MS-DataTypes : 763
USED in MAP-MS-DataTypes : 753
LSAOnlyAccessIndicator.....type reference ENUMERATED
DEFINED in MAP-MS-DataTypes : 377
USED in MAP-MS-DataTypes : 398
lsaOnlyAccessIndicator.....identifier of [1] LSAOnlyAccessIndicator
DEFINED in MAP-MS-DataTypes : 398
mah.....value reference SS-Code, '00110010'B
DEFINED in MAP-SS-Code : 68
MAP-BS-Code.....module reference
DEFINED in MAP-BS-Code : 1
USED in MAP-MS-DataTypes : 111
USED in MAP-CommonDataTypes : 65
MAP-CallHandlingOperations.....module reference
DEFINED in MAP-CallHandlingOperat : 1
USED in MAP-Protocol : 57
MAP-CH-DataTypes.....module reference
DEFINED in MAP-CH-DataTypes : 1
USED in MAP-CallHandlingOperat : 68
MAP-CommonDataTypes.....module reference
DEFINED in MAP-CommonDataTypes : 1
USED in MAP-MobileServiceOpera : 126
USED in MAP-OperationAndMainte : 44
USED in MAP-MS-DataTypes : 141
USED in MAP-OM-DataTypes : 23
USED in MAP-CH-DataTypes : 69
USED in MAP-SS-DataTypes : 53

USED in MAP-SM-DataTypes : 36  
USED in MAP-GR-DataTypes : 27

TAG R4.70 Cross Reference Listing for MAP-Protocol 2000-04-07 13:15:50  
PAGE 42

USED in MAP-LCS-DataTypes : 35  
 USED in MAP-ER-DataTypes : 66

MAP-Errors.....module reference  
 DEFINED in MAP-Errors : 1  
 USED in MAP-Protocol : 160  
 USED in MAP-MobileServiceOpera : 82  
 USED in MAP-OperationAndMainte : 30  
 USED in MAP-CallHandlingOperat : 49  
 USED in MAP-SupplementaryServi : 56  
 USED in MAP-ShortMessageServic : 42  
 USED in MAP-Group-Call-Operati : 27  
 USED in MAP-LocationServiceOpe : 37

MAP-ER-DataTypes.....module reference  
 DEFINED in MAP-ER-DataTypes : 1  
 USED in MAP-Errors : 137  
 USED in MAP-MS-DataTypes : 151  
 USED in MAP-SM-DataTypes : 41

MAP-EXTENSION.....information object class reference CLASS  
 DEFINED in MAP-ExtensionDataTypes : 22  
 USED in MAP-ExtensionDataTypes : 41 43 48

MAP-ExtensionDataTypes.....module reference  
 DEFINED in MAP-ExtensionDataTypes : 1  
 USED in MAP-MS-DataTypes : 146  
 USED in MAP-CommonDataTypes : 70  
 USED in MAP-OM-DataTypes : 28  
 USED in MAP-CH-DataTypes : 74  
 USED in MAP-SS-DataTypes : 58  
 USED in MAP-SM-DataTypes : 46  
 USED in MAP-GR-DataTypes : 43  
 USED in MAP-LCS-DataTypes : 40  
 USED in MAP-ER-DataTypes : 76

MAP-Group-Call-Operations.....module reference  
 DEFINED in MAP-Group-Call-Operati : 1  
 USED in MAP-Protocol : 96

MAP-GR-DataTypes.....module reference  
 DEFINED in MAP-GR-DataTypes : 1  
 USED in MAP-Group-Call-Operati : 37

MAP-LCS-DataTypes.....module reference  
 DEFINED in MAP-LCS-DataTypes : 1  
 USED in MAP-LocationServiceOpe : 47

MAP-LocationServiceOperations.....module reference  
 DEFINED in MAP-LocationServiceOpe : 1  
 USED in MAP-Protocol : 104

MAP-MobileServiceOperations.....module reference  
 DEFINED in MAP-MobileServiceOpera : 1  
 USED in MAP-Protocol : 36

MAP-MS-DataTypes.....module reference  
 DEFINED in MAP-MS-DataTypes : 1  
 USED in MAP-MobileServiceOpera : 119  
 USED in MAP-CH-DataTypes : 47  
 USED in MAP-GR-DataTypes : 37

MAP-OM-DataTypes.....module reference  
 DEFINED in MAP-OM-DataTypes : 1  
 USED in MAP-OperationAndMainte : 38

MAP-OperationAndMaintenanceOperations...module reference  
 DEFINED in MAP-OperationAndMainte : 1  
 USED in MAP-Protocol : 44

MAP-Protocol.....module reference  
 DEFINED in MAP-Protocol : 1

MAP-ShortMessageServiceOperations.....module reference  
 DEFINED in MAP-ShortMessageServic : 1  
 USED in MAP-Protocol : 87

MAP-SM-DataTypes.....module reference  
 DEFINED in MAP-SM-DataTypes : 1  
 USED in MAP-ShortMessageServic : 58

MAP-SS-Code.....module reference

```

DEFINED in MAP-SS-Code : 1
USED in MAP-SupplementaryServi : 79
USED in MAP-MS-DataTypes : 106
USED in MAP-SS-DataTypes : 63
USED in MAP-ER-DataTypes : 71

MAP-SS-DataTypes.....module reference
DEFINED in MAP-SS-DataTypes : 1
USED in MAP-SupplementaryServi : 74
USED in MAP-Errors : 93
USED in MAP-MS-DataTypes : 101
USED in MAP-CH-DataTypes : 54
USED in MAP-LCS-DataTypes : 46
USED in MAP-ER-DataTypes : 59

MAP-SupplementaryServiceOperations.....module reference
DEFINED in MAP-SupplementaryServi : 1
USED in MAP-Protocol : 75

MAP-TS-Code.....module reference
DEFINED in MAP-TS-Code : 1
USED in MAP-MS-DataTypes : 116
USED in MAP-CommonDataTypes : 59
USED in MAP-GR-DataTypes : 32

matchType.....identifier of [0] MatchType
DEFINED in MAP-MS-DataTypes : 860

MatchType.....type reference ENUMERATED
DEFINED in MAP-MS-DataTypes : 890
USED in MAP-MS-DataTypes : 860

maxAddressLength.....value reference INTEGER, 20
DEFINED in MAP-CommonDataTypes : 129
USED in MAP-CommonDataTypes : 88

maxEventSpecification.....value reference INTEGER, 2
DEFINED in MAP-SS-DataTypes : 278
USED in MAP-SS-DataTypes : 275

maxExt-GeographicalInformation.....value reference INTEGER, 20
DEFINED in MAP-LCS-DataTypes : 212
USED in MAP-LCS-DataTypes : 171

maximumEntitledPriority.....identifier of EMLPP-Priority
DEFINED in MAP-CommonDataTypes : 388

maximumEntitledPriority.....identifier of [0] EMLPP-Priority
DEFINED in MAP-SS-DataTypes : 186

maxISDN-AddressLength.....value reference INTEGER, 9
DEFINED in MAP-CommonDataTypes : 135
USED in MAP-MS-DataTypes : 122
USED in MAP-CommonDataTypes : 18 132

maxISDN-SubaddressLength.....value reference INTEGER, 21
DEFINED in MAP-CommonDataTypes : 175
USED in MAP-CommonDataTypes : 138

maxNameStringLength.....value reference INTEGER, 63
DEFINED in MAP-LCS-DataTypes : 130
USED in MAP-LCS-DataTypes : 128

maxNumOfBasicServiceGroups.....value reference INTEGER, 13
DEFINED in MAP-SS-DataTypes : 256
USED in MAP-SS-DataTypes : 91 147 253

maxNumOfBasicServices.....value reference INTEGER, 70
DEFINED in MAP-MS-DataTypes : 773
USED in MAP-MS-DataTypes : 770

maxNumOfBearerServices.....value reference INTEGER, 50
DEFINED in MAP-MS-DataTypes : 439
USED in MAP-MS-DataTypes : 436

maxNumOfCamelBasicServiceCriteria.....value reference INTEGER, 5
DEFINED in MAP-MS-DataTypes : 884
USED in MAP-MS-DataTypes : 875

maxNumOfCamelDestinationNumberLengths...value reference INTEGER, 3

```

DEFINED in MAP-MS-DataTypes : 882  
USED in MAP-MS-DataTypes : 872

maxNumOfCamelDestinationNumbers.....value	reference	INTEGER, 10
DEFINED in MAP-MS-DataTypes	:	880
USED in MAP-MS-DataTypes	:	867
maxNumOfCamelSSEvents.....value	reference	INTEGER, 10
DEFINED in MAP-MS-DataTypes	:	809
USED in MAP-MS-DataTypes	:	802
maxNumOfCamelTDPData.....value	reference	INTEGER, 10
DEFINED in MAP-MS-DataTypes	:	825
USED in MAP-MS-DataTypes	:	59 818 849
USED in MAP-CH-DataTypes	:	36 267
maxNumOfCCBS-Requests.....value	reference	INTEGER, 5
DEFINED in MAP-SS-DataTypes	:	193
USED in MAP-SS-DataTypes	:	190 202
maxNumOfCUG.....value	reference	INTEGER, 10
DEFINED in MAP-MS-DataTypes	:	611
USED in MAP-MS-DataTypes	:	590
maxNumOfExternalClient.....value	reference	INTEGER, 5
DEFINED in MAP-MS-DataTypes	:	671
USED in MAP-MS-DataTypes	:	668
maxNumOfExt-BasicServiceGroups.....value	reference	INTEGER, 32
DEFINED in MAP-MS-DataTypes	:	619
USED in MAP-MS-DataTypes	:	496 575 613 616
maxNumOfGMLC.....value	reference	INTEGER, 5
DEFINED in MAP-MS-DataTypes	:	322
USED in MAP-MS-DataTypes	:	318
maxNumOfHLR-Id.....value	reference	INTEGER, 50
DEFINED in MAP-CommonDataTypes	:	287
USED in MAP-CommonDataTypes	:	284
maxNumOfISDN-AddressDigits.....value	reference	INTEGER, 15
DEFINED in MAP-MS-DataTypes	:	878
USED in MAP-MS-DataTypes	:	873
maxNumOfLSAs.....value	reference	INTEGER, 20
DEFINED in MAP-MS-DataTypes	:	384
USED in MAP-MS-DataTypes	:	381 767
maxNumOfMOLR-Class.....value	reference	INTEGER, 3
DEFINED in MAP-MS-DataTypes	:	705
USED in MAP-MS-DataTypes	:	702
maxNumOfPDP-Contexts.....value	reference	INTEGER, 50
DEFINED in MAP-MS-DataTypes	:	336
USED in MAP-MS-DataTypes	:	333 348 760
maxNumOfPLMNClient.....value	reference	INTEGER, 5
DEFINED in MAP-MS-DataTypes	:	676
USED in MAP-MS-DataTypes	:	673
maxNumOfPrivacyClass.....value	reference	INTEGER, 4
DEFINED in MAP-MS-DataTypes	:	651
USED in MAP-MS-DataTypes	:	648
maxNumOfPrivateExtensions.....value	reference	INTEGER, 10
DEFINED in MAP-ExtensionDataTypes	:	46
USED in MAP-ExtensionDataTypes	:	37
maxNumOfSS.....value	reference	INTEGER, 30
DEFINED in MAP-SS-DataTypes	:	248
USED in MAP-MS-DataTypes	:	98 479
USED in MAP-SS-DataTypes	:	32 245 250
maxNumOfTeleservices.....value	reference	INTEGER, 20
DEFINED in MAP-MS-DataTypes	:	444
USED in MAP-MS-DataTypes	:	441
maxNumOfVBSGroupIds.....value	reference	INTEGER, 50
DEFINED in MAP-MS-DataTypes	:	985
USED in MAP-MS-DataTypes	:	979
maxNumOfVGCSGroupIds.....value	reference	INTEGER, 50



DEFINED in MAP-MS-DataTypes : 987  
USED in MAP-MS-DataTypes : 982

```

maxNumOfZoneCodes.....value reference INTEGER, 10
  DEFINED in MAP-MS-DataTypes      : 719
  USED in MAP-MS-DataTypes         : 50 713

maxSignalInfoLength.....value reference INTEGER, 200
  DEFINED in MAP-CommonDataTypes   : 188
  USED in MAP-CommonDataTypes     : 23 186

maxUSSD-StringLength.....value reference INTEGER, 160
  DEFINED in MAP-SS-DataTypes      : 231
  USED in MAP-SS-DataTypes         : 227

mcef-Set.....identifier of Named Number, 2
  DEFINED in MAP-SM-DataTypes      : 188

mci.....value reference SS-Code, '00010101'B
  DEFINED in MAP-SS-Code          : 36

memoryAvailable.....identifier of Named Number, 1
  DEFINED in MAP-SM-DataTypes      : 209

memoryCapacityExceeded.....identifier of Named Number, 0
  DEFINED in MAP-SM-DataTypes      : 164

memoryCapacityExceeded.....identifier of Named Number, 0
  DEFINED in MAP-ER-DataTypes      : 131

MessageType.....type reference CHOICE
  DEFINED in TCAPMessages          : 51
  USED in TCAPMessages             : 47

messageWaitingListFull.....value reference MessageWaitingListFull, CHOICE VALUE
  DEFINED in MAP-Protocol           : 383

MessageWaitingListFull.....type reference ERROR
  DEFINED in MAP-Errors             : 357
  USED in MAP-Protocol              : 148 383
  USED in MAP-ShortMessageService : 40 122
  USED in MAP-Errors                : 73

messageWaitListFullParam.....identifier of MessageWaitListFullParam
  DEFINED in MAP-Errors             : 359

MessageWaitListFullParam.....type reference SEQUENCE
  DEFINED in MAP-ER-DataTypes       : 274
  USED in MAP-Errors                : 124 359
  USED in MAP-ER-DataTypes         : 41

mistypedComponent.....identifier of Named Number, 1
  DEFINED in TCAPMessages           : 180

mistypedParameter.....identifier of Named Number, 2
  DEFINED in TCAPMessages           : 185

mistypedParameter.....identifier of Named Number, 2
  DEFINED in TCAPMessages           : 194

mistypedParameter.....identifier of Named Number, 4
  DEFINED in TCAPMessages           : 200

mlcNumber.....identifier of [0] ISDN-AddressString
  DEFINED in MAP-LCS-DataTypes      : 53

mlc-Number.....identifier of ISDN-AddressString
  DEFINED in MAP-LCS-DataTypes      : 72

mnrf-Set.....identifier of Named Number, 1
  DEFINED in MAP-SM-DataTypes      : 187

mnrq-Set.....identifier of Named Number, 3
  DEFINED in MAP-SM-DataTypes      : 189

mobileNotReachableReason.....identifier of [2] AbsentSubscriberDiagnosticSM
  DEFINED in MAP-MS-DataTypes       : 925

MOLR-Class.....type reference SEQUENCE
  DEFINED in MAP-MS-DataTypes       : 707
  USED in MAP-MS-DataTypes         : 703

```

molr-List.....identifier of [2] MOLR-List  
DEFINED in MAP-MS-DataTypes : 315

MOLR-List.....type reference SEQUENCE OF  
 DEFINED in MAP-MS-DataTypes : 702  
 USED in MAP-MS-DataTypes : 315

monitoringMode.....identifier of [0] MonitoringMode  
 DEFINED in MAP-CH-DataTypes : 368

MonitoringMode.....type reference ENUMERATED  
 DEFINED in MAP-CH-DataTypes : 373  
 USED in MAP-CH-DataTypes : 368

moreMessagesToSend.....identifier of NULL  
 DEFINED in MAP-SM-DataTypes : 123

mo-forwardSM.....value reference MO-ForwardSM, CHOICE VALUE  
 DEFINED in MAP-Protocol : 247

MO-ForwardSM.....type reference OPERATION  
 DEFINED in MAP-ShortMessageServic : 82  
 USED in MAP-Protocol : 81 247  
 USED in MAP-ShortMessageServic : 14

mo-forwardSM-Arg.....identifier of MO-ForwardSM-Arg  
 DEFINED in MAP-ShortMessageServic : 84

MO-ForwardSM-Arg.....type reference SEQUENCE  
 DEFINED in MAP-SM-DataTypes : 106  
 USED in MAP-ShortMessageServic : 48 84  
 USED in MAP-SM-DataTypes : 16

mo-forwardSM-Res.....identifier of MO-ForwardSM-Res  
 DEFINED in MAP-ShortMessageServic : 86

MO-ForwardSM-Res.....type reference SEQUENCE  
 DEFINED in MAP-SM-DataTypes : 114  
 USED in MAP-ShortMessageServic : 49 86  
 USED in MAP-SM-DataTypes : 17

mo-lr.....identifier of Named Number, 2  
 DEFINED in MAP-LCS-DataTypes : 235

msc-Number.....identifier of [1] ISDN-AddressString  
 DEFINED in MAP-MS-DataTypes : 164

msc-Number.....identifier of [1] ISDN-AddressString  
 DEFINED in MAP-CH-DataTypes : 183

msc-Number.....identifier of [0] ISDN-AddressString  
 DEFINED in MAP-SM-DataTypes : 98

msc-Number.....identifier of ISDN-AddressString  
 DEFINED in MAP-LCS-DataTypes : 65

msisdn.....identifier of ISDN-AddressString  
 DEFINED in MAP-OperationAndMainte : 79

msisdn.....identifier of [1] ISDN-AddressString  
 DEFINED in MAP-MS-DataTypes : 411

msisdn.....identifier of [1] ISDN-AddressString  
 DEFINED in MAP-CommonDataTypes : 328

msisdn.....identifier of [0] ISDN-AddressString  
 DEFINED in MAP-CH-DataTypes : 89

msisdn.....identifier of [12] ISDN-AddressString  
 DEFINED in MAP-CH-DataTypes : 148

msisdn.....identifier of [2] ISDN-AddressString  
 DEFINED in MAP-CH-DataTypes : 184

msisdn.....identifier of [9] ISDN-AddressString  
 DEFINED in MAP-CH-DataTypes : 214

msisdn.....identifier of [0] ISDN-AddressString  
 DEFINED in MAP-SS-DataTypes : 215

msisdn.....identifier of [1] ISDN-AddressString  
 DEFINED in MAP-SS-DataTypes : 260

msisdn.....identifier of [0] ISDN-AddressString

PAGE 47 TAG R4.70 Cross Reference Listing for MAP-Protocol 2000-04-07 13:15:50

DEFINED in MAP-SM-DataTypes : 53
msisdn.....identifier of [2] ISDN-AddressString
DEFINED in MAP-SM-DataTypes : 139
msisdn.....identifier of ISDN-AddressString
DEFINED in MAP-SM-DataTypes : 144
msisdn.....identifier of ISDN-AddressString
DEFINED in MAP-SM-DataTypes : 175
msisdn.....identifier of [3] ISDN-AddressString
DEFINED in MAP-LCS-DataTypes : 76
msisdn.....identifier of [0] ISDN-AddressString
DEFINED in MAP-LCS-DataTypes : 220
msNotReachable.....identifier of NULL
DEFINED in MAP-MS-DataTypes : 973
msPurged.....identifier of Named Number, 0
DEFINED in MAP-MS-DataTypes : 1059
ms-Present.....identifier of Named Number, 0
DEFINED in MAP-SM-DataTypes : 208
mt-forwardSM.....value reference MT-ForwardSM, CHOICE VALUE
DEFINED in MAP-Protocol : 248
MT-ForwardSM.....type reference OPERATION
DEFINED in MAP-ShortMessageServic : 94
USED in MAP-Protocol : 82 248
USED in MAP-ShortMessageServic : 15
mt-forwardSM-Arg.....identifier of MT-ForwardSM-Arg
DEFINED in MAP-ShortMessageServic : 96
MT-ForwardSM-Arg.....type reference SEQUENCE
DEFINED in MAP-SM-DataTypes : 119
USED in MAP-ShortMessageServic : 50 96
USED in MAP-SM-DataTypes : 18
mt-forwardSM-Res.....identifier of MT-ForwardSM-Res
DEFINED in MAP-ShortMessageServic : 98
MT-ForwardSM-Res.....type reference SEQUENCE
DEFINED in MAP-SM-DataTypes : 127
USED in MAP-ShortMessageServic : 51 98
USED in MAP-SM-DataTypes : 19
multipleECT-Barred.....identifier of Named Number, 14
DEFINED in MAP-MS-DataTypes : 467
multiPTY.....value reference SS-Code, '01010001'B
DEFINED in MAP-SS-Code : 88
mw-Status.....identifier of MW-Status
DEFINED in MAP-SM-DataTypes : 181
MW-Status.....type reference BIT STRING
DEFINED in MAP-SM-DataTypes : 185
USED in MAP-SM-DataTypes : 181
NAEA-CIC.....type reference OCTET STRING
DEFINED in MAP-CommonDataTypes : 319
USED in MAP-CommonDataTypes : 37 315
naea-PreferredCI.....identifier of [15] NAEA-PreferredCI
DEFINED in MAP-MS-DataTypes : 299
NAEA-PreferredCI.....type reference SEQUENCE
DEFINED in MAP-CommonDataTypes : 314
USED in MAP-MS-DataTypes : 132 299
USED in MAP-CommonDataTypes : 36
USED in MAP-CH-DataTypes : 66 145
naea-PreferredCI.....identifier of [10] NAEA-PreferredCI
DEFINED in MAP-CH-DataTypes : 145
naea-PreferredCIC.....identifier of [0] NAEA-CIC

DEFINED in MAP-CommonDataTypes : 315

PAGE 48 TAG R4.70 Cross Reference Listing for MAP-Protocol 2000-04-07 13:15:50

nameString.....identifier of [2] NameString
DEFINED in MAP-LCS-DataTypes : 120
NameString.....type reference USSD-String
DEFINED in MAP-LCS-DataTypes : 128
USED in MAP-LCS-DataTypes : 120
na-ESRD.....identifier of [3] ISDN-AddressString
DEFINED in MAP-LCS-DataTypes : 223
na-ESRK.....identifier of [4] ISDN-AddressString
DEFINED in MAP-LCS-DataTypes : 224
negativePW-Check.....value reference NegativePW-Check, CHOICE VALUE
DEFINED in MAP-Protocol : 372
NegativePW-Check.....type reference ERROR
DEFINED in MAP-Errors : 331
USED in MAP-Protocol : 144 372
USED in MAP-SupplementaryServi : 46 138 157 229
USED in MAP-Errors : 65
netDetNotReachable.....identifier of NotReachableReason
DEFINED in MAP-MS-DataTypes : 1055
networkAccessMode.....identifier of [24] NetworkAccessMode
DEFINED in MAP-MS-DataTypes : 304
NetworkAccessMode.....type reference ENUMERATED
DEFINED in MAP-MS-DataTypes : 325
USED in MAP-MS-DataTypes : 304
networkNode-AreaRestricted.....identifier of Named Number, 0
DEFINED in MAP-MS-DataTypes : 733
networkNode-Number.....identifier of [1] ISDN-AddressString
DEFINED in MAP-SM-DataTypes : 86
NetworkResource.....type reference ENUMERATED
DEFINED in MAP-CommonDataTypes : 304
USED in MAP-CommonDataTypes : 35
USED in MAP-ER-DataTypes : 65 160 167
networkResource.....identifier of NetworkResource
DEFINED in MAP-ER-DataTypes : 160
networkResource.....identifier of NetworkResource
DEFINED in MAP-ER-DataTypes : 167
networkSignalInfo.....identifier of [10] ExternalSignalInfo
DEFINED in MAP-CH-DataTypes : 99
networkSignalInfo.....identifier of [6] ExternalSignalInfo
DEFINED in MAP-CH-DataTypes : 187
networkSignalInfo.....identifier of [4] ExternalSignalInfo
DEFINED in MAP-SS-DataTypes : 290
newPassword.....identifier of Password
DEFINED in MAP-SupplementaryServi : 221
newPasswordsMismatch.....identifier of Named Number, 2
DEFINED in MAP-ER-DataTypes : 127
noAdditionalInformation.....identifier of Named Number, 0
DEFINED in MAP-ER-DataTypes : 306
noCUG-Restrictions.....identifier of Named Number, 0
DEFINED in MAP-MS-DataTypes : 607
noGroupCallNbParam.....identifier of NoGroupCallNbParam
DEFINED in MAP-Errors : 371
NoGroupCallNbParam.....type reference SEQUENCE
DEFINED in MAP-ER-DataTypes : 282
USED in MAP-Errors : 127 371
USED in MAP-ER-DataTypes : 45
noGroupCallNumberAvailable.....value reference NoGroupCallNumberAvailable, CHOICE

VALUE



DEFINED in MAP-Protocol : 359  
NoGroupCallNumberAvailable.....type reference ERROR

	TAG	R4.70	Cross Reference Listing for MAP-Protocol	2000-04-07	13:15:50
PAGE	49				
			DEFINED in MAP-Errors : 369		
			USED in MAP-Protocol : 151 359		
			USED in MAP-Group-Call-Operati : 26 53		
			USED in MAP-Errors : 77		
VALUE			noHandoverNumberAvailable.....value reference NoHandoverNumberAvailable, CHOICE		
			DEFINED in MAP-Protocol : 330		
			NoHandoverNumberAvailable.....type reference ERROR		
			DEFINED in MAP-Errors : 235		
			USED in MAP-Protocol : 123 330		
			USED in MAP-MobileServiceOpera : 78 225		
			USED in MAP-Errors : 36		
			noPageResponse.....identifier of Named Number, 2		
			DEFINED in MAP-ER-DataTypes : 240		
			noReply.....identifier of Named Number, 2		
			DEFINED in MAP-CH-DataTypes : 122		
			noReplyConditionTime.....identifier of [7] Ext-NoRepCondTime		
			DEFINED in MAP-MS-DataTypes : 508		
			noReplyConditionTime.....identifier of [5] NoReplyConditionTime		
			DEFINED in MAP-SS-DataTypes : 74		
			NoReplyConditionTime.....type reference INTEGER		
			DEFINED in MAP-SS-DataTypes : 78		
			USED in MAP-SS-DataTypes : 30 74 100		
			noReplyConditionTime.....identifier of [7] NoReplyConditionTime		
			DEFINED in MAP-SS-DataTypes : 100		
			noResponseFromBusyMS.....identifier of Named Number, 3		
			DEFINED in MAP-CH-DataTypes : 414		
			noResponseFromFreeMS.....identifier of Named Number, 2		
			DEFINED in MAP-CH-DataTypes : 413		
			noRoamingNbParam.....identifier of NoRoamingNbParam		
			DEFINED in MAP-Errors : 252		
			NoRoamingNbParam.....type reference SEQUENCE		
			DEFINED in MAP-ER-DataTypes : 228		
			USED in MAP-Errors : 113 252		
			USED in MAP-ER-DataTypes : 33		
VALUE			noRoamingNumberAvailable.....value reference NoRoamingNumberAvailable, CHOICE		
			DEFINED in MAP-Protocol : 343		
			NoRoamingNumberAvailable.....type reference ERROR		
			DEFINED in MAP-Errors : 250		
			USED in MAP-Protocol : 127 343		
			USED in MAP-CallHandlingOperat : 37 108		
			USED in MAP-Errors : 44		
			noSM-RP-DA.....identifier of [5] NULL		
			DEFINED in MAP-SM-DataTypes : 136		
			noSM-RP-OA.....identifier of [5] NULL		
			DEFINED in MAP-SM-DataTypes : 141		
			noSubscriberReply.....value reference NoSubscriberReply, CHOICE VALUE		
			DEFINED in MAP-Protocol : 346		
			NoSubscriberReply.....type reference ERROR		
			DEFINED in MAP-Errors : 267		
			USED in MAP-Protocol : 130 346		
			USED in MAP-CallHandlingOperat : 40 91		
			USED in MAP-Errors : 46		
			noSubscriberReplyParam.....identifier of NoSubscriberReplyParam		
			DEFINED in MAP-Errors : 269		
			NoSubscriberReplyParam.....type reference SEQUENCE		
			DEFINED in MAP-ER-DataTypes : 251		
			USED in MAP-Errors : 117 269		
			USED in MAP-ER-DataTypes : 36		

noteMsPresentForGprs.....value reference NoteMsPresentForGprs, CHOICE VALUE  
DEFINED in MAP-Protocol : 289

PAGE 50 TAG R4.70 Cross Reference Listing for MAP-Protocol 2000-04-07 13:15:50

NoteMsPresentForGprs.....type reference OPERATION
DEFINED in MAP-MobileServiceOpera : 350
USED in MAP-Protocol : 33 289
USED in MAP-MobileServiceOpera : 58
noteMsPresentForGprsArg.....identifier of NoteMsPresentForGprsArg
DEFINED in MAP-MobileServiceOpera : 352
NoteMsPresentForGprsArg.....type reference SEQUENCE
DEFINED in MAP-MS-DataTypes : 945
USED in MAP-MobileServiceOpera : 116 352
USED in MAP-MS-DataTypes : 91
noteMsPresentForGprsRes.....identifier of NoteMsPresentForGprsRes
DEFINED in MAP-MobileServiceOpera : 354
NoteMsPresentForGprsRes.....type reference SEQUENCE
DEFINED in MAP-MS-DataTypes : 952
USED in MAP-MobileServiceOpera : 117 354
USED in MAP-MS-DataTypes : 92
notForwarded.....identifier of Named Number, 1
DEFINED in MAP-MS-DataTypes : 888
notificationToMSUser.....identifier of [0] NotificationToMSUser
DEFINED in MAP-MS-DataTypes : 657
notificationToMSUser.....identifier of [1] NotificationToMSUser
DEFINED in MAP-MS-DataTypes : 681
NotificationToMSUser.....type reference ENUMERATED
DEFINED in MAP-MS-DataTypes : 693
USED in MAP-MS-DataTypes : 64 657 681
notifyAndVerify-LocationAllowedIfNoRespoidentifier of Named Number, 1
DEFINED in MAP-MS-DataTypes : 695
notifyAndVerify-LocationNotAllowedIfNoReidentifier of Named Number, 2
DEFINED in MAP-MS-DataTypes : 696
notifyLocationAllowed.....identifier of Named Number, 0
DEFINED in MAP-MS-DataTypes : 694
notKnownToBePorted.....identifier of Named Number, 0
DEFINED in MAP-CH-DataTypes : 153
notProvidedFromVLR.....identifier of [2] NULL
DEFINED in MAP-MS-DataTypes : 1056
notReachable.....identifier of Named Number, 0
DEFINED in MAP-CH-DataTypes : 120
NotReachableReason.....type reference ENUMERATED
DEFINED in MAP-MS-DataTypes : 1058
USED in MAP-MS-DataTypes : 1055
notRegistered.....identifier of Named Number, 3
DEFINED in MAP-MS-DataTypes : 1062
not-derivable.....identifier of NULL
DEFINED in TCAPMessages : 168
numberChanged.....value reference NumberChanged, CHOICE VALUE
DEFINED in MAP-Protocol : 311
NumberChanged.....type reference ERROR
DEFINED in MAP-Errors : 186
USED in MAP-Protocol : 114 311
USED in MAP-CallHandlingOperat : 34 86
USED in MAP-Errors : 23
numberChangedParam.....identifier of NumberChangedParam
DEFINED in MAP-Errors : 188
NumberChangedParam.....type reference SEQUENCE
DEFINED in MAP-ER-DataTypes : 200
USED in MAP-Errors : 105 188
USED in MAP-ER-DataTypes : 26
NumberOfForwarding.....type reference INTEGER

DEFINED in MAP-CH-DataTypes	:	86	
USED in MAP-CH-DataTypes	:	20	91

TAG R4.70 Cross Reference Listing for MAP-Protocol 2000-04-07 13:15:50  
PAGE 51

```

numberOfForwarding.....identifier of [2] NumberOfForwarding
  DEFINED in MAP-CH-DataTypes      :      91

numberOfPW-AttemptsViolation.....value reference NumberOfPW-AttemptsViolation, CHOICE
VALUE
  DEFINED in MAP-Protocol           :      373

NumberOfPW-AttemptsViolation.....type reference ERROR
  DEFINED in MAP-Errors             :      333
  USED in MAP-Protocol              :      145    373
  USED in MAP-SupplementaryServi    :      47    139    158    230
  USED in MAP-Errors                :      66

numberPortabilityStatus.....identifier of [13] NumberPortabilityStatus
  DEFINED in MAP-CH-DataTypes      :      149

NumberPortabilityStatus.....type reference ENUMERATED
  DEFINED in MAP-CH-DataTypes      :      152
  USED in MAP-CH-DataTypes        :      149

odb-Data.....identifier of [8] ODB-Data
  DEFINED in MAP-MS-DataTypes      :      421

ODB-Data.....type reference SEQUENCE
  DEFINED in MAP-MS-DataTypes      :      446
  USED in MAP-MS-DataTypes        :      47    421

odb-GeneralData.....identifier of ODB-GeneralData
  DEFINED in MAP-MS-DataTypes      :      447

ODB-GeneralData.....type reference BIT STRING
  DEFINED in MAP-MS-DataTypes      :      452
  USED in MAP-MS-DataTypes        :      447    725

odb-GeneralData.....identifier of [4] ODB-GeneralData
  DEFINED in MAP-MS-DataTypes      :      725

odb-HPLMN-Data.....identifier of ODB-HPLMN-Data
  DEFINED in MAP-MS-DataTypes      :      448

ODB-HPLMN-Data.....type reference BIT STRING
  DEFINED in MAP-MS-DataTypes      :      471
  USED in MAP-MS-DataTypes        :      448

omc-Id.....identifier of [3] AddressString
  DEFINED in MAP-OM-DataTypes      :      40

onlyMSC.....identifier of Named Number, 1
  DEFINED in MAP-MS-DataTypes      :      327

onlySGSN.....identifier of Named Number, 2
  DEFINED in MAP-MS-DataTypes      :      328

operationCode.....identifier of OPERATION
  DEFINED in TCAPMessages          :      136
  USED in TCAPMessages            :      137

operationCode.....identifier of OPERATION
  DEFINED in TCAPMessages          :      147
  USED in TCAPMessages            :      148

operatorBarring.....identifier of Named Number, 1
  DEFINED in MAP-ER-DataTypes      :      99

operatorDeterminedBarring.....identifier of Named Number, 1
  DEFINED in MAP-MS-DataTypes      :      434

operatorDeterminedBarring.....identifier of Named Number, 3
  DEFINED in MAP-ER-DataTypes      :      88

OrigTransactionID.....type reference [APPLICATION 8] IMPLICIT
TransactionID
  DEFINED in TCAPMessages          :      97
  USED in TCAPMessages            :      61    69

orNotSupportedInGMSC.....identifier of [16] NULL
  DEFINED in MAP-CH-DataTypes      :      198

or-Capability.....identifier of [5] OR-Phase

```

DEFINED in MAP-CH-DataTypes : 94  
or-Interrogation.....identifier of [4] NULL  
DEFINED in MAP-CH-DataTypes : 93

```

or-Interrogation.....identifier of [10] NULL
  DEFINED in MAP-CH-DataTypes      :    191

or-NotAllowed.....value reference OR-NotAllowed, CHOICE VALUE
  DEFINED in MAP-Protocol           :    349

OR-NotAllowed.....type reference ERROR
  DEFINED in MAP-Errors             :    292
  USED in MAP-Protocol              :   126   349
  USED in MAP-CallHandlingOperat   :    32    84   106   118
  USED in MAP-Errors                :     43

or-NotAllowedParam.....identifier of OR-NotAllowedParam
  DEFINED in MAP-Errors             :    294

OR-NotAllowedParam.....type reference SEQUENCE
  DEFINED in MAP-ER-DataTypes       :    183
  USED in MAP-Errors                :   114   294
  USED in MAP-ER-DataTypes          :     24

OR-Phase.....type reference INTEGER
  DEFINED in MAP-CH-DataTypes       :    115
  USED in MAP-CH-DataTypes          :     94

otid.....identifier of OrigTransactionID
  DEFINED in TCAPMessages           :     61

otid.....identifier of OrigTransactionID
  DEFINED in TCAPMessages           :     69

overrideCategory.....identifier of [1] OverrideCategory
  DEFINED in MAP-SS-DataTypes       :    166

OverrideCategory.....type reference ENUMERATED
  DEFINED in MAP-SS-DataTypes       :    173
  USED in MAP-SS-DataTypes          :     28   166

overrideDisabled.....identifier of Named Number, 1
  DEFINED in MAP-SS-DataTypes       :    175

overrideEnabled.....identifier of Named Number, 0
  DEFINED in MAP-SS-DataTypes       :    174

ownNumberPortedOut.....identifier of Named Number, 1
  DEFINED in MAP-CH-DataTypes       :    154

o-andM-HPLMN.....identifier of Named Number, 1
  DEFINED in MAP-CommonDataTypes    :    338

o-andM-VPLMN.....identifier of Named Number, 2
  DEFINED in MAP-CommonDataTypes    :    339

O-BcsmCamelTDPCriteriaList.....type reference SEQUENCE OF
  DEFINED in MAP-MS-DataTypes       :    849
  USED in MAP-MS-DataTypes          :     52   786
  USED in MAP-CH-DataTypes          :     45   257

O-BcsmCamelTDPData.....type reference SEQUENCE
  DEFINED in MAP-MS-DataTypes       :    827
  USED in MAP-MS-DataTypes          :    819

o-BcsmCamelTDPDataList.....identifier of O-BcsmCamelTDPDataList
  DEFINED in MAP-MS-DataTypes       :    812

O-BcsmCamelTDPDataList.....type reference SEQUENCE OF
  DEFINED in MAP-MS-DataTypes       :    818
  USED in MAP-MS-DataTypes          :    812

O-BcsmCamelTDP-Criteria.....type reference SEQUENCE
  DEFINED in MAP-MS-DataTypes       :    852
  USED in MAP-MS-DataTypes          :    850

o-BcsmCamelTDP-CriteriaList.....identifier of [4] O-BcsmCamelTDPCriteriaList
  DEFINED in MAP-MS-DataTypes       :    786

o-BcsmCamelTDP-CriteriaList.....identifier of [3] O-BcsmCamelTDPCriteriaList
  DEFINED in MAP-CH-DataTypes       :    257

o-BcsmTriggerDetectionPoint.....identifier of O-BcsmTriggerDetectionPoint

```



DEFINED in MAP-MS-DataTypes : 828

PAGE 53 TAG R4.70 Cross Reference Listing for MAP-Protocol 2000-04-07 13:15:50

O-BcsmTriggerDetectionPoint.....type reference ENUMERATED
DEFINED in MAP-MS-DataTypes : 838
USED in MAP-MS-DataTypes : 828 853
o-BcsmTriggerDetectionPoint.....identifier of O-BcsmTriggerDetectionPoint
DEFINED in MAP-MS-DataTypes : 853
o-CSI.....identifier of [0] O-CSI
DEFINED in MAP-MS-DataTypes : 782
O-CSI.....type reference SEQUENCE
DEFINED in MAP-MS-DataTypes : 811
USED in MAP-MS-DataTypes : 51 782
USED in MAP-CH-DataTypes : 44 211 254
o-CSI.....identifier of [5] O-CSI
DEFINED in MAP-CH-DataTypes : 211
o-CSI.....identifier of [1] O-CSI
DEFINED in MAP-CH-DataTypes : 254
padAccessCA-1200bps.....value reference BearerServiceCode, '00100010'B
DEFINED in MAP-BS-Code : 69
padAccessCA-1200-75bps.....value reference BearerServiceCode, '00100011'B
DEFINED in MAP-BS-Code : 70
padAccessCA-2400bps.....value reference BearerServiceCode, '00100100'B
DEFINED in MAP-BS-Code : 71
padAccessCA-300bps.....value reference BearerServiceCode, '00100001'B
DEFINED in MAP-BS-Code : 68
padAccessCA-4800bps.....value reference BearerServiceCode, '00100101'B
DEFINED in MAP-BS-Code : 72
padAccessCA-9600bps.....value reference BearerServiceCode, '00100110'B
DEFINED in MAP-BS-Code : 73
parameter.....identifier of ANY DEFINED BY operationCode
DEFINED in TCAPMessages : 137
parameter.....identifier of ANY DEFINED BY operationCode
DEFINED in TCAPMessages : 148
parameter.....identifier of ANY DEFINED BY errorCode
DEFINED in TCAPMessages : 159
Password.....type reference NumericString
DEFINED in MAP-SS-DataTypes : 233
USED in MAP-SupplementaryServi : 66 221 238
USED in MAP-SS-DataTypes : 24
pcs-Extensions.....identifier of [1] PCS-Extensions
DEFINED in MAP-ExtensionDataTypes : 34
PCS-Extensions.....type reference SEQUENCE
DEFINED in MAP-ExtensionDataTypes : 56
USED in MAP-ExtensionDataTypes : 34
pdp-Address.....identifier of [17] PDP-Address
DEFINED in MAP-MS-DataTypes : 341
PDP-Address.....type reference OCTET STRING
DEFINED in MAP-MS-DataTypes : 366
USED in MAP-MS-DataTypes : 341
PDP-Context.....type reference SEQUENCE
DEFINED in MAP-MS-DataTypes : 338
USED in MAP-MS-DataTypes : 334
pdp-ContextId.....identifier of ContextId
DEFINED in MAP-MS-DataTypes : 339
pdp-Type.....identifier of [16] PDP-Type
DEFINED in MAP-MS-DataTypes : 340
PDP-Type.....type reference OCTET STRING
DEFINED in MAP-MS-DataTypes : 363
USED in MAP-MS-DataTypes : 340

permanent.....identifier of Named Number, 0

PAGE 54 TAG R4.70 Cross Reference Listing for MAP-Protocol 2000-04-07 13:15:50

DEFINED in MAP-SS-DataTypes : 169
phase1.....identifier of Named Number, 0
DEFINED in MAP-MS-DataTypes : 909
phase2.....identifier of Named Number, 1
DEFINED in MAP-MS-DataTypes : 910
plmn.....identifier of Named Number, 0
DEFINED in MAP-CommonDataTypes : 305
plmnClientList.....identifier of [2] PLMNClientList
DEFINED in MAP-MS-DataTypes : 662
PLMNClientList.....type reference SEQUENCE OF
DEFINED in MAP-MS-DataTypes : 673
USED in MAP-MS-DataTypes : 662
plmnoperator.....value reference SS-Code, '10110100'B
DEFINED in MAP-SS-Code : 166
plmnOperatorServices.....identifier of Named Number, 2
DEFINED in MAP-LCS-DataTypes : 110
plmnRoamingNotAllowed.....identifier of Named Number, 0
DEFINED in MAP-ER-DataTypes : 87
plmn-SpecificBarringType1.....identifier of Named Number, 0
DEFINED in MAP-MS-DataTypes : 472
plmn-SpecificBarringType2.....identifier of Named Number, 1
DEFINED in MAP-MS-DataTypes : 473
plmn-SpecificBarringType3.....identifier of Named Number, 2
DEFINED in MAP-MS-DataTypes : 474
plmn-SpecificBarringType4.....identifier of Named Number, 3
DEFINED in MAP-MS-DataTypes : 475
plmn-specificBS-1.....value reference BearerServiceCode, '11010001'B
DEFINED in MAP-BS-Code : 111
plmn-specificBS-2.....value reference BearerServiceCode, '11010010'B
DEFINED in MAP-BS-Code : 112
plmn-specificBS-3.....value reference BearerServiceCode, '11010011'B
DEFINED in MAP-BS-Code : 113
plmn-specificBS-4.....value reference BearerServiceCode, '11010100'B
DEFINED in MAP-BS-Code : 114
plmn-specificBS-5.....value reference BearerServiceCode, '11010101'B
DEFINED in MAP-BS-Code : 115
plmn-specificBS-6.....value reference BearerServiceCode, '11010110'B
DEFINED in MAP-BS-Code : 116
plmn-specificBS-7.....value reference BearerServiceCode, '11010111'B
DEFINED in MAP-BS-Code : 117
plmn-specificBS-8.....value reference BearerServiceCode, '11011000'B
DEFINED in MAP-BS-Code : 118
plmn-specificBS-9.....value reference BearerServiceCode, '11011001'B
DEFINED in MAP-BS-Code : 119
plmn-specificBS-A.....value reference BearerServiceCode, '11011010'B
DEFINED in MAP-BS-Code : 120
plmn-specificBS-B.....value reference BearerServiceCode, '11011011'B
DEFINED in MAP-BS-Code : 121
plmn-specificBS-C.....value reference BearerServiceCode, '11011100'B
DEFINED in MAP-BS-Code : 122
plmn-specificBS-D.....value reference BearerServiceCode, '11011101'B
DEFINED in MAP-BS-Code : 123
plmn-specificBS-E.....value reference BearerServiceCode, '11011110'B
DEFINED in MAP-BS-Code : 124

plmn-specificBS-F.....value reference BearerServiceCode, '11011111'B

DEFINED in MAP-BS-Code	:	125	
plmn-specificSS-1.....value	reference	SS-Code, '11110001'B	
DEFINED in MAP-SS-Code	:	135	
plmn-specificSS-2.....value	reference	SS-Code, '11110010'B	
DEFINED in MAP-SS-Code	:	136	
plmn-specificSS-3.....value	reference	SS-Code, '11110011'B	
DEFINED in MAP-SS-Code	:	137	
plmn-specificSS-4.....value	reference	SS-Code, '11110100'B	
DEFINED in MAP-SS-Code	:	138	
plmn-specificSS-5.....value	reference	SS-Code, '11110101'B	
DEFINED in MAP-SS-Code	:	139	
plmn-specificSS-6.....value	reference	SS-Code, '11110110'B	
DEFINED in MAP-SS-Code	:	140	
plmn-specificSS-7.....value	reference	SS-Code, '11110111'B	
DEFINED in MAP-SS-Code	:	141	
plmn-specificSS-8.....value	reference	SS-Code, '11111000'B	
DEFINED in MAP-SS-Code	:	142	
plmn-specificSS-9.....value	reference	SS-Code, '11111001'B	
DEFINED in MAP-SS-Code	:	143	
plmn-specificSS-A.....value	reference	SS-Code, '11111010'B	
DEFINED in MAP-SS-Code	:	144	
plmn-specificSS-B.....value	reference	SS-Code, '11111011'B	
DEFINED in MAP-SS-Code	:	145	
plmn-specificSS-C.....value	reference	SS-Code, '11111100'B	
DEFINED in MAP-SS-Code	:	146	
plmn-specificSS-D.....value	reference	SS-Code, '11111101'B	
DEFINED in MAP-SS-Code	:	147	
plmn-specificSS-E.....value	reference	SS-Code, '11111110'B	
DEFINED in MAP-SS-Code	:	148	
plmn-specificSS-F.....value	reference	SS-Code, '11111111'B	
DEFINED in MAP-SS-Code	:	149	
plmn-specificTS-1.....value	reference	TeleserviceCode, '11010001'B	
DEFINED in MAP-TS-Code	:	73	
plmn-specificTS-2.....value	reference	TeleserviceCode, '11010010'B	
DEFINED in MAP-TS-Code	:	74	
plmn-specificTS-3.....value	reference	TeleserviceCode, '11010011'B	
DEFINED in MAP-TS-Code	:	75	
plmn-specificTS-4.....value	reference	TeleserviceCode, '11010100'B	
DEFINED in MAP-TS-Code	:	76	
plmn-specificTS-5.....value	reference	TeleserviceCode, '11010101'B	
DEFINED in MAP-TS-Code	:	77	
plmn-specificTS-6.....value	reference	TeleserviceCode, '11010110'B	
DEFINED in MAP-TS-Code	:	78	
plmn-specificTS-7.....value	reference	TeleserviceCode, '11010111'B	
DEFINED in MAP-TS-Code	:	79	
plmn-specificTS-8.....value	reference	TeleserviceCode, '11011000'B	
DEFINED in MAP-TS-Code	:	80	
plmn-specificTS-9.....value	reference	TeleserviceCode, '11011001'B	
DEFINED in MAP-TS-Code	:	81	
plmn-specificTS-A.....value	reference	TeleserviceCode, '11011010'B	
DEFINED in MAP-TS-Code	:	82	
plmn-specificTS-B.....value	reference	TeleserviceCode, '11011011'B	
DEFINED in MAP-TS-Code	:	83	

plmn-specificTS-C.....value reference TeleserviceCode, '11011100'B  
DEFINED in MAP-TS-Code : 84

```

plmn-specificTS-D.....value reference TeleserviceCode, '11011101'B
  DEFINED in MAP-TS-Code      :      85

plmn-specificTS-E.....value reference TeleserviceCode, '11011110'B
  DEFINED in MAP-TS-Code      :      86

plmn-specificTS-F.....value reference TeleserviceCode, '11011111'B
  DEFINED in MAP-TS-Code      :      87

positionMethodFailure.....value reference PositionMethodFailure, CHOICE VALUE
  DEFINED in MAP-Protocol      :      390

PositionMethodFailure.....type reference ERROR
  DEFINED in MAP-Errors        :      386
  USED in MAP-Protocol         :      157  390
  USED in MAP-LocationServiceOpe :      31  82
  USED in MAP-Errors           :      82

positionMethodFailure-Diagnostic.....identifier of [0] PositionMethodFailure-Diagnostic
  DEFINED in MAP-ER-DataTypes  :      316

PositionMethodFailure-Diagnostic.....type reference ENUMERATED
  DEFINED in MAP-ER-DataTypes  :      320
  USED in MAP-ER-DataTypes     :      316

positionMethodFailure-Param.....identifier of PositionMethodFailure-Param
  DEFINED in MAP-Errors        :      388

PositionMethodFailure-Param.....type reference SEQUENCE
  DEFINED in MAP-ER-DataTypes  :      315
  USED in MAP-Errors           :      133  388
  USED in MAP-ER-DataTypes     :      51

preferentialCUG-Indicator.....identifier of CUG-Index
  DEFINED in MAP-MS-DataTypes  :      623

premiumRateEntertainmentOGCallsBarred..identifier of Named Number, 4
  DEFINED in MAP-MS-DataTypes  :      460

premiumRateInformationOGCallsBarred....identifier of Named Number, 3
  DEFINED in MAP-MS-DataTypes  :      459

prepareGroupCall.....value reference PrepareGroupCall, CHOICE VALUE
  DEFINED in MAP-Protocol      :      269

PrepareGroupCall.....type reference OPERATION
  DEFINED in MAP-Group-Call-Operati :      46
  USED in MAP-Protocol           :      92  269
  USED in MAP-Group-Call-Operati :      13

prepareGroupCallArg.....identifier of PrepareGroupCallArg
  DEFINED in MAP-Group-Call-Operati :      48

PrepareGroupCallArg.....type reference SEQUENCE
  DEFINED in MAP-GR-DataTypes  :      49
  USED in MAP-Group-Call-Operati :      31  48
  USED in MAP-GR-DataTypes     :      14

prepareGroupCallRes.....identifier of PrepareGroupCallRes
  DEFINED in MAP-Group-Call-Operati :      50

PrepareGroupCallRes.....type reference SEQUENCE
  DEFINED in MAP-GR-DataTypes  :      61
  USED in MAP-Group-Call-Operati :      32  50
  USED in MAP-GR-DataTypes     :      15

prepareHandover.....value reference PrepareHandover, CHOICE VALUE
  DEFINED in MAP-Protocol      :      176

PrepareHandover.....type reference OPERATION
  DEFINED in MAP-MobileServiceOpera :      216
  USED in MAP-Protocol           :      17  176
  USED in MAP-MobileServiceOpera :      30

prepareHO-Arg.....identifier of PrepareHO-Arg
  DEFINED in MAP-MobileServiceOpera :      218

PrepareHO-Arg.....type reference SEQUENCE
  DEFINED in MAP-MS-DataTypes  :      260

```



USED in MAP-MobileServiceOpera :	95	218
USED in MAP-MS-DataTypes :	29	

TAG R4.70 Cross Reference Listing for MAP-Protocol 2000-04-07 13:15:50  
PAGE 57

```

prepareHO-Res.....identifier of PrepareHO-Res
  DEFINED in MAP-MobileServiceOpera : 220

PrepareHO-Res.....type reference SEQUENCE
  DEFINED in MAP-MS-DataTypes : 266
  USED in MAP-MobileServiceOpera : 96 220
  USED in MAP-MS-DataTypes : 30

prepareSubsequentHandover.....value reference PrepareSubsequentHandover, CHOICE
VALUE
  DEFINED in MAP-Protocol : 180

PrepareSubsequentHandover.....type reference OPERATION
  DEFINED in MAP-MobileServiceOpera : 240
  USED in MAP-Protocol : 21 180
  USED in MAP-MobileServiceOpera : 34

prepareSubsequentHO-Arg.....identifier of PrepareSubsequentHO-Arg
  DEFINED in MAP-MobileServiceOpera : 242

PrepareSubsequentHO-Arg.....type reference SEQUENCE
  DEFINED in MAP-MS-DataTypes : 271
  USED in MAP-MobileServiceOpera : 97 242
  USED in MAP-MS-DataTypes : 31

priority.....identifier of [2] EMLPP-Priority
  DEFINED in MAP-GR-DataTypes : 56

priorityLevel0.....value reference EMLPP-Priority, 0
  DEFINED in MAP-CommonDataTypes : 401

priorityLevel1.....value reference EMLPP-Priority, 1
  DEFINED in MAP-CommonDataTypes : 402

priorityLevel2.....value reference EMLPP-Priority, 2
  DEFINED in MAP-CommonDataTypes : 403

priorityLevel3.....value reference EMLPP-Priority, 3
  DEFINED in MAP-CommonDataTypes : 404

priorityLevel4.....value reference EMLPP-Priority, 4
  DEFINED in MAP-CommonDataTypes : 405

priorityLevelA.....value reference EMLPP-Priority, 6
  DEFINED in MAP-CommonDataTypes : 399

priorityLevelB.....value reference EMLPP-Priority, 5
  DEFINED in MAP-CommonDataTypes : 400

privacyOverride.....identifier of [1] NULL
  DEFINED in MAP-LCS-DataTypes : 74

privacyOverrideNotApplicable.....identifier of Named Number, 3
  DEFINED in MAP-ER-DataTypes : 309

PrivateExtension.....type reference SEQUENCE
  DEFINED in MAP-ExtensionDataTypes : 40
  USED in MAP-ExtensionDataTypes : 15 38

privateExtensionList.....identifier of [0] PrivateExtensionList
  DEFINED in MAP-ExtensionDataTypes : 33

PrivateExtensionList.....type reference SEQUENCE OF
  DEFINED in MAP-ExtensionDataTypes : 37
  USED in MAP-ExtensionDataTypes : 33

problem.....identifier of CHOICE
  DEFINED in TCAPMessages : 169

processAccessSignalling.....value reference ProcessAccessSignalling, CHOICE VALUE
  DEFINED in MAP-Protocol : 178

ProcessAccessSignalling.....type reference OPERATION
  DEFINED in MAP-MobileServiceOpera : 232
  USED in MAP-Protocol : 19 178
  USED in MAP-MobileServiceOpera : 32

processGroupCallSignalling.....value reference ProcessGroupCallSignalling, CHOICE
VALUE

```

DEFINED in MAP-Protocol : 271  
ProcessGroupCallSignalling.....type reference OPERATION  
DEFINED in MAP-Group-Call-Operati : 63

TAG R4.70 Cross Reference Listing for MAP-Protocol 2000-04-07 13:15:50  
PAGE 58

USED in MAP-Protocol : 93 271  
USED in MAP-Group-Call-Operati : 16

processGroupCallSignallingArg.....identifier of ProcessGroupCallSignallingArg  
DEFINED in MAP-Group-Call-Operati : 65

ProcessGroupCallSignallingArg.....type reference SEQUENCE  
DEFINED in MAP-GR-DataTypes : 85  
USED in MAP-Group-Call-Operati : 36 65  
USED in MAP-GR-DataTypes : 19

processUnstructuredSS-Request.....value reference ProcessUnstructuredSS-Request, CHOICE  
VALUE  
DEFINED in MAP-Protocol : 234

ProcessUnstructuredSS-Request.....type reference OPERATION  
DEFINED in MAP-SupplementaryServi : 175  
USED in MAP-Protocol : 67 234  
USED in MAP-SupplementaryServi : 18

protocolId.....identifier of ProtocolId  
DEFINED in MAP-CommonDataTypes : 178

ProtocolId.....type reference ENUMERATED  
DEFINED in MAP-CommonDataTypes : 196  
USED in MAP-CommonDataTypes : 178

provideRoamingNumber.....value reference ProvideRoamingNumber, CHOICE VALUE  
DEFINED in MAP-Protocol : 218

ProvideRoamingNumber.....type reference OPERATION  
DEFINED in MAP-CallHandlingOperat : 96  
USED in MAP-Protocol : 50 218  
USED in MAP-CallHandlingOperat : 14

provideRoamingNumberArg.....identifier of ProvideRoamingNumberArg  
DEFINED in MAP-CallHandlingOperat : 98

ProvideRoamingNumberArg.....type reference SEQUENCE  
DEFINED in MAP-CH-DataTypes : 181  
USED in MAP-CallHandlingOperat : 54 98  
USED in MAP-CH-DataTypes : 16

provideRoamingNumberRes.....identifier of ProvideRoamingNumberRes  
DEFINED in MAP-CallHandlingOperat : 100

ProvideRoamingNumberRes.....type reference SEQUENCE  
DEFINED in MAP-CH-DataTypes : 200  
USED in MAP-CallHandlingOperat : 55 100  
USED in MAP-CH-DataTypes : 17

provideSIWFSNumber.....value reference ProvideSIWFSNumber, CHOICE VALUE  
DEFINED in MAP-Protocol : 220

ProvideSIWFSNumber.....type reference OPERATION  
DEFINED in MAP-CallHandlingOperat : 122  
USED in MAP-Protocol : 52 220  
USED in MAP-CallHandlingOperat : 16

provideSIWFSNumberArg.....identifier of ProvideSIWFSNumberArg  
DEFINED in MAP-CallHandlingOperat : 124

ProvideSIWFSNumberArg.....type reference SEQUENCE  
DEFINED in MAP-CH-DataTypes : 290  
USED in MAP-CallHandlingOperat : 58 124  
USED in MAP-CH-DataTypes : 23

provideSIWFSNumberRes.....identifier of ProvideSIWFSNumberRes  
DEFINED in MAP-CallHandlingOperat : 126

ProvideSIWFSNumberRes.....type reference SEQUENCE  
DEFINED in MAP-CH-DataTypes : 309  
USED in MAP-CallHandlingOperat : 59 126  
USED in MAP-CH-DataTypes : 24

provideSubscriberInfo.....value reference ProvideSubscriberInfo, CHOICE VALUE  
DEFINED in MAP-Protocol : 256

ProvideSubscriberInfo.....type reference OPERATION  
DEFINED in MAP-MobileServiceOpera : 191

USED in MAP-Protocol	:	29	256
USED in MAP-MobileServiceOpera	:	24	

PAGE 59 TAG R4.70 Cross Reference Listing for MAP-Protocol 2000-04-07 13:15:50

provideSubscriberInfoArg.....identifier of ProvideSubscriberInfoArg
DEFINED in MAP-MobileServiceOpera : 193
ProvideSubscriberInfoArg.....type reference SEQUENCE
DEFINED in MAP-MS-DataTypes : 1006
USED in MAP-MobileServiceOpera : 108 193
USED in MAP-MS-DataTypes : 72
provideSubscriberInfoRes.....identifier of ProvideSubscriberInfoRes
DEFINED in MAP-MobileServiceOpera : 195
ProvideSubscriberInfoRes.....type reference SEQUENCE
DEFINED in MAP-MS-DataTypes : 1013
USED in MAP-MobileServiceOpera : 109 195
USED in MAP-MS-DataTypes : 73
provideSubscriberLocation.....value reference ProvideSubscriberLocation, CHOICE
VALUE
DEFINED in MAP-Protocol : 293
ProvideSubscriberLocation.....type reference OPERATION
DEFINED in MAP-LocationServiceOpe : 66
USED in MAP-Protocol : 101 293
USED in MAP-LocationServiceOpe : 13
provideSubscriberLocation-Arg.....identifier of ProvideSubscriberLocation-Arg
DEFINED in MAP-LocationServiceOpe : 68
ProvideSubscriberLocation-Arg.....type reference SEQUENCE
DEFINED in MAP-LCS-DataTypes : 70
USED in MAP-LocationServiceOpe : 43 68
USED in MAP-LCS-DataTypes : 13
provideSubscriberLocation-Res.....identifier of ProvideSubscriberLocation-Res
DEFINED in MAP-LocationServiceOpe : 70
ProvideSubscriberLocation-Res.....type reference SEQUENCE
DEFINED in MAP-LCS-DataTypes : 165
USED in MAP-LocationServiceOpe : 44 70
USED in MAP-LCS-DataTypes : 14
provisionedSS.....identifier of [7] Ext-SS-InfoList
DEFINED in MAP-MS-DataTypes : 420
purgeMS.....value reference PurgeMS, CHOICE VALUE
DEFINED in MAP-Protocol : 170
PurgeMS.....type reference OPERATION
DEFINED in MAP-MobileServiceOpera : 156
USED in MAP-Protocol : 14 170
USED in MAP-MobileServiceOpera : 17
purgeMS-Arg.....identifier of PurgeMS-Arg
DEFINED in MAP-MobileServiceOpera : 158
PurgeMS-Arg.....type reference [3] SEQUENCE
DEFINED in MAP-MS-DataTypes : 202
USED in MAP-MobileServiceOpera : 90 158
USED in MAP-MS-DataTypes : 20
purgeMS-Res.....identifier of PurgeMS-Res
DEFINED in MAP-MobileServiceOpera : 160
PurgeMS-Res.....type reference SEQUENCE
DEFINED in MAP-MS-DataTypes : 209
USED in MAP-MobileServiceOpera : 91 160
USED in MAP-MS-DataTypes : 21
pvlr.....identifier of Named Number, 3
DEFINED in MAP-CommonDataTypes : 308
pw-RegistrationFailure.....value reference PW-RegistrationFailure, CHOICE VALUE
DEFINED in MAP-Protocol : 371
PW-RegistrationFailure.....type reference ERROR
DEFINED in MAP-Errors : 327
USED in MAP-Protocol : 143 371
USED in MAP-SupplementaryServi : 45 228
USED in MAP-Errors : 64

pw-RegistrationFailureCause.....identifier of PW-RegistrationFailureCause  
DEFINED in MAP-Errors : 329

PW-RegistrationFailureCause.....type reference ENUMERATED  
 DEFINED in MAP-ER-DataTypes : 124  
 USED in MAP-Errors : 98 329  
 USED in MAP-ER-DataTypes : 18

p-abortCause.....identifier of P-AbortCause  
 DEFINED in TCAPMessages : 76

P-AbortCause.....type reference [APPLICATION 10] IMPLICIT INTEGER  
 DEFINED in TCAPMessages : 102  
 USED in TCAPMessages : 76

qoSNotAttainable.....identifier of Named Number, 6  
 DEFINED in MAP-ER-DataTypes : 327

qoS-Subscribed.....identifier of [18] QoS-Subscribed  
 DEFINED in MAP-MS-DataTypes : 342

QoS-Subscribed.....type reference OCTET STRING  
 DEFINED in MAP-MS-DataTypes : 374  
 USED in MAP-MS-DataTypes : 342

rand.....identifier of RAND  
 DEFINED in MAP-MS-DataTypes : 224

RAND.....type reference OCTET STRING  
 DEFINED in MAP-MS-DataTypes : 229  
 USED in MAP-MS-DataTypes : 224

readyForSM.....value reference ReadyForSM, CHOICE VALUE  
 DEFINED in MAP-Protocol : 252

ReadyForSM.....type reference OPERATION  
 DEFINED in MAP-ShortMessageServic : 137  
 USED in MAP-Protocol : 86 252  
 USED in MAP-ShortMessageServic : 19

readyForSM-Arg.....identifier of ReadyForSM-Arg  
 DEFINED in MAP-ShortMessageServic : 139

ReadyForSM-Arg.....type reference SEQUENCE  
 DEFINED in MAP-SM-DataTypes : 193  
 USED in MAP-ShortMessageServic : 56 139  
 USED in MAP-SM-DataTypes : 24

readyForSM-Res.....identifier of ReadyForSM-Res  
 DEFINED in MAP-ShortMessageServic : 141

ReadyForSM-Res.....type reference SEQUENCE  
 DEFINED in MAP-SM-DataTypes : 202  
 USED in MAP-ShortMessageServic : 57 141  
 USED in MAP-SM-DataTypes : 25

reason.....identifier of CHOICE  
 DEFINED in TCAPMessages : 75

regionalSubscNotSupported.....identifier of Named Number, 3  
 DEFINED in MAP-MS-DataTypes : 736

regionalSubscriptionData.....identifier of [10] ZoneCodeList  
 DEFINED in MAP-MS-DataTypes : 423

regionalSubscriptionIdentifier.....identifier of [5] ZoneCode  
 DEFINED in MAP-MS-DataTypes : 745

regionalSubscriptionResponse.....identifier of [5] RegionalSubscriptionResponse  
 DEFINED in MAP-MS-DataTypes : 726

RegionalSubscriptionResponse.....type reference ENUMERATED  
 DEFINED in MAP-MS-DataTypes : 732  
 USED in MAP-MS-DataTypes : 727 777

regionalSubscriptionResponse.....identifier of [0] RegionalSubscriptionResponse  
 DEFINED in MAP-MS-DataTypes : 776

registerCC-Entry.....value reference RegisterCC-Entry, CHOICE VALUE  
 DEFINED in MAP-Protocol : 240

RegisterCC-Entry.....type reference OPERATION  
 DEFINED in MAP-SupplementaryServi : 251



USED in MAP-Protocol : 73 240  
USED in MAP-SupplementaryServi : 24

```

registerCC-EntryArg.....identifier of RegisterCC-EntryArg
  DEFINED in MAP-SupplementaryServi : 253

RegisterCC-EntryArg.....type reference SEQUENCE
  DEFINED in MAP-SS-DataTypes : 280
  USED in MAP-SupplementaryServi : 70 253
  USED in MAP-SS-DataTypes : 37

registerCC-EntryRes.....identifier of RegisterCC-EntryRes
  DEFINED in MAP-SupplementaryServi : 255

RegisterCC-EntryRes.....type reference SEQUENCE
  DEFINED in MAP-SS-DataTypes : 299
  USED in MAP-SupplementaryServi : 71 255
  USED in MAP-SS-DataTypes : 38

registerPassword.....value reference RegisterPassword, CHOICE VALUE
  DEFINED in MAP-Protocol : 238

RegisterPassword.....type reference OPERATION
  DEFINED in MAP-SupplementaryServi : 217
  USED in MAP-Protocol : 70 238
  USED in MAP-SupplementaryServi : 21

registerSS.....value reference RegisterSS, CHOICE VALUE
  DEFINED in MAP-Protocol : 229

RegisterSS.....type reference OPERATION
  DEFINED in MAP-SupplementaryServi : 87
  USED in MAP-Protocol : 62 229
  USED in MAP-SupplementaryServi : 13

registerSS-Arg.....identifier of RegisterSS-Arg
  DEFINED in MAP-SupplementaryServi : 89

RegisterSS-Arg.....type reference SEQUENCE
  DEFINED in MAP-SS-DataTypes : 69
  USED in MAP-SupplementaryServi : 60 89
  USED in MAP-SS-DataTypes : 14

reject.....identifier of [4] IMPLICIT Reject
  DEFINED in TCAPMessages : 128

Reject.....type reference SEQUENCE
  DEFINED in TCAPMessages : 165
  USED in TCAPMessages : 128

rejected.....identifier of Named Number, 1
  DEFINED in MAP-CH-DataTypes : 412

releaseCall.....identifier of Named Number, 1
  DEFINED in MAP-MS-DataTypes : 897

releaseGroupCall.....identifier of [2] NULL
  DEFINED in MAP-GR-DataTypes : 88

remoteUserFree.....value reference RemoteUserFree, CHOICE VALUE
  DEFINED in MAP-Protocol : 224

RemoteUserFree.....type reference OPERATION
  DEFINED in MAP-CallHandlingOperat : 171
  USED in MAP-Protocol : 56 224
  USED in MAP-CallHandlingOperat : 20

remoteUserFreeArg.....identifier of RemoteUserFreeArg
  DEFINED in MAP-CallHandlingOperat : 173

RemoteUserFreeArg.....type reference SEQUENCE
  DEFINED in MAP-CH-DataTypes : 395
  USED in MAP-CallHandlingOperat : 66 173
  USED in MAP-CH-DataTypes : 31

remoteUserFreeRes.....identifier of RemoteUserFreeRes
  DEFINED in MAP-CallHandlingOperat : 175

RemoteUserFreeRes.....type reference SEQUENCE
  DEFINED in MAP-CH-DataTypes : 405
  USED in MAP-CallHandlingOperat : 67 175
  USED in MAP-CH-DataTypes : 32

```

replaceB-Number.....identifier of [4] NULL

PAGE 62 TAG R4.70 Cross Reference Listing for MAP-Protocol 2000-04-07 13:15:50

DEFINED in MAP-CH-DataTypes : 400
ReportingState.....type reference ENUMERATED
DEFINED in MAP-CH-DataTypes : 332
USED in MAP-CH-DataTypes : 328
reportSM-DeliveryStatus.....value reference ReportSM-DeliveryStatus, CHOICE VALUE
DEFINED in MAP-Protocol : 249
ReportSM-DeliveryStatus.....type reference OPERATION
DEFINED in MAP-ShortMessageServic : 112
USED in MAP-Protocol : 83 249
USED in MAP-ShortMessageServic : 16
reportSM-DeliveryStatusArg.....identifier of ReportSM-DeliveryStatusArg
DEFINED in MAP-ShortMessageServic : 114
ReportSM-DeliveryStatusArg.....type reference SEQUENCE
DEFINED in MAP-SM-DataTypes : 143
USED in MAP-ShortMessageServic : 52 114
USED in MAP-SM-DataTypes : 20
reportSM-DeliveryStatusRes.....identifier of ReportSM-DeliveryStatusRes
DEFINED in MAP-ShortMessageServic : 116
ReportSM-DeliveryStatusRes.....type reference SEQUENCE
DEFINED in MAP-SM-DataTypes : 168
USED in MAP-ShortMessageServic : 53 116
USED in MAP-SM-DataTypes : 21
requestedBasicServiceViolatesCUG-Constraidentifier of Named Number, 5
DEFINED in MAP-ER-DataTypes : 115
requestedInfo.....identifier of [2] RequestedInfo
DEFINED in MAP-MS-DataTypes : 1009
RequestedInfo.....type reference SEQUENCE
DEFINED in MAP-MS-DataTypes : 1024
USED in MAP-MS-DataTypes : 1009 1068
requestedInfo.....identifier of [1] RequestedInfo
DEFINED in MAP-MS-DataTypes : 1068
reset.....value reference Reset, CHOICE VALUE
DEFINED in MAP-Protocol : 202
Reset.....type reference OPERATION
DEFINED in MAP-MobileServiceOpera : 303
USED in MAP-Protocol : 26 202
USED in MAP-MobileServiceOpera : 47
resetArg.....identifier of ResetArg
DEFINED in MAP-MobileServiceOpera : 305
ResetArg.....type reference SEQUENCE
DEFINED in MAP-MS-DataTypes : 959
USED in MAP-MobileServiceOpera : 105 305
USED in MAP-MS-DataTypes : 67
resourceLimitation.....value reference ResourceLimitation, CHOICE VALUE
DEFINED in MAP-Protocol : 305
ResourceLimitation.....type reference ERROR
DEFINED in MAP-Errors : 173
USED in MAP-Protocol : 150 305
USED in MAP-CallHandlingOperat : 45 128 140 156
USED in MAP-LocationServiceOpe : 32 93
USED in MAP-Errors : 19
resourceLimitation.....identifier of Named Number, 4
DEFINED in TCAPMessages : 107
resourceLimitation.....identifier of Named Number, 3
DEFINED in TCAPMessages : 186
resourceLimitationParam.....identifier of ResourceLimitationParam
DEFINED in MAP-Errors : 175
ResourceLimitationParam.....type reference SEQUENCE
DEFINED in MAP-ER-DataTypes : 278

USED in MAP-Errors	:	126	175
USED in MAP-ER-DataTypes	:	44	

```

responseTime.....identifier of [3] ResponseTime
  DEFINED in MAP-LCS-DataTypes      :   141

ResponseTime.....type reference SEQUENCE
  DEFINED in MAP-LCS-DataTypes      :   153
  USED in MAP-LCS-DataTypes         :    21   141

responseTimeCategory.....identifier of ResponseTimeCategory
  DEFINED in MAP-LCS-DataTypes      :   154

ResponseTimeCategory.....type reference ENUMERATED
  DEFINED in MAP-LCS-DataTypes      :   158
  USED in MAP-LCS-DataTypes         :   154

restoreData.....value reference RestoreData, CHOICE VALUE
  DEFINED in MAP-Protocol            :   205

RestoreData.....type reference OPERATION
  DEFINED in MAP-MobileServiceOpera :   309
  USED in MAP-Protocol               :    28   205
  USED in MAP-MobileServiceOpera     :    49

restoreDataArg.....identifier of RestoreDataArg
  DEFINED in MAP-MobileServiceOpera :   311

RestoreDataArg.....type reference SEQUENCE
  DEFINED in MAP-MS-DataTypes        :   964
  USED in MAP-MobileServiceOpera     :   106   311
  USED in MAP-MS-DataTypes           :    68

restoreDataRes.....identifier of RestoreDataRes
  DEFINED in MAP-MobileServiceOpera :   313

RestoreDataRes.....type reference SEQUENCE
  DEFINED in MAP-MS-DataTypes        :   971
  USED in MAP-MobileServiceOpera     :   107   313
  USED in MAP-MS-DataTypes           :    69

restrictedArea.....identifier of Named Number, 2
  DEFINED in MAP-MS-DataTypes        :  1061

restrictedArea.....identifier of Named Number, 1
  DEFINED in MAP-ER-DataTypes        :   239

result-RR.....identifier of SEQUENCE
  DEFINED in TCAPMessages             :   146

resumeCallHandling.....value reference ResumeCallHandling, CHOICE VALUE
  DEFINED in MAP-Protocol              :   219

ResumeCallHandling.....type reference OPERATION
  DEFINED in MAP-CallHandlingOperat   :   110
  USED in MAP-Protocol                 :    51   219
  USED in MAP-CallHandlingOperat     :    15

resumeCallHandlingArg.....identifier of ResumeCallHandlingArg
  DEFINED in MAP-CallHandlingOperat   :   112

ResumeCallHandlingArg.....type reference SEQUENCE
  DEFINED in MAP-CH-DataTypes         :   205
  USED in MAP-CallHandlingOperat     :    56   112
  USED in MAP-CH-DataTypes           :    18

resumeCallHandlingRes.....identifier of ResumeCallHandlingRes
  DEFINED in MAP-CallHandlingOperat   :   114

ResumeCallHandlingRes.....type reference SEQUENCE
  DEFINED in MAP-CH-DataTypes         :   232
  USED in MAP-CallHandlingOperat     :    57   114
  USED in MAP-CH-DataTypes           :    19

returnError.....identifier of [3] IMPLICIT ReturnError
  DEFINED in TCAPMessages             :   127

ReturnError.....type reference SEQUENCE
  DEFINED in TCAPMessages             :   156
  USED in TCAPMessages                :   127

returnErrorProblem.....identifier of [3] IMPLICIT ReturnErrorProblem

```

DEFINED in TCAPMessages : 173

ReturnErrorProblem.....type reference INTEGER  
 DEFINED in TCAPMessages : 196  
 USED in TCAPMessages : 173

returnErrorUnexpected.....identifier of Named Number, 1  
 DEFINED in TCAPMessages : 197

ReturnResult.....type reference SEQUENCE  
 DEFINED in TCAPMessages : 144  
 USED in TCAPMessages : 126 129

returnResultLast.....identifier of [2] IMPLICIT ReturnResult  
 DEFINED in TCAPMessages : 126

returnResultNotLast.....identifier of [7] IMPLICIT ReturnResult  
 DEFINED in TCAPMessages : 129

returnResultProblem.....identifier of [2] IMPLICIT ReturnResultProblem  
 DEFINED in TCAPMessages : 172

ReturnResultProblem.....type reference INTEGER  
 DEFINED in TCAPMessages : 192  
 USED in TCAPMessages : 172

returnResultUnexpected.....identifier of Named Number, 1  
 DEFINED in TCAPMessages : 193

roamingNotAllowed.....value reference RoamingNotAllowed, CHOICE VALUE  
 DEFINED in MAP-Protocol : 319

RoamingNotAllowed.....type reference ERROR  
 DEFINED in MAP-Errors : 204  
 USED in MAP-Protocol : 118 319  
 USED in MAP-MobileServiceOpera : 76 144 187  
 USED in MAP-Errors : 29

roamingNotAllowedCause.....identifier of RoamingNotAllowedCause  
 DEFINED in MAP-ER-DataTypes : 82

RoamingNotAllowedCause.....type reference ENUMERATED  
 DEFINED in MAP-ER-DataTypes : 86  
 USED in MAP-ER-DataTypes : 82

roamingNotAllowedParam.....identifier of RoamingNotAllowedParam  
 DEFINED in MAP-Errors : 206

RoamingNotAllowedParam.....type reference SEQUENCE  
 DEFINED in MAP-ER-DataTypes : 81  
 USED in MAP-Errors : 107 206  
 USED in MAP-ER-DataTypes : 14

roamingNumber.....identifier of ISDN-AddressString  
 DEFINED in MAP-CH-DataTypes : 168

roamingNumber.....identifier of ISDN-AddressString  
 DEFINED in MAP-CH-DataTypes : 201

roamingRestrictedInSgsnDueToUnsupportedFididentifier of [23] NULL  
 DEFINED in MAP-MS-DataTypes : 302

roamingRestrictedInSgsnDueToUnsuppportedidentifier of [11] NULL  
 DEFINED in MAP-MS-DataTypes : 752

roamingRestrictionDueToUnsupportedFeaturidentifier of [9] NULL  
 DEFINED in MAP-MS-DataTypes : 422

roamingRestrictionDueToUnsupportedFeaturidentifier of [4] NULL  
 DEFINED in MAP-MS-DataTypes : 744

RoutingInfo.....type reference CHOICE  
 DEFINED in MAP-CH-DataTypes : 167  
 USED in MAP-CH-DataTypes : 243

routingInfo.....identifier of RoutingInfo  
 DEFINED in MAP-CH-DataTypes : 243

routingInfoForLCS-Arg.....identifier of RoutingInfoForLCS-Arg  
 DEFINED in MAP-LocationServiceOpe : 54

RoutingInfoForLCS-Arg.....type reference SEQUENCE



DEFINED in MAP-LCS-DataTypes : 52  
USED in MAP-LocationServiceOpe : 41 54

PAGE 65 TAG R4.70 Cross Reference Listing for MAP-Protocol 2000-04-07 13:15:50

USED in MAP-LCS-DataTypes : 11
routingInfoForLCS-Res.....identifier of RoutingInfoForLCS-Res
DEFINED in MAP-LocationServiceOpe : 56
RoutingInfoForLCS-Res.....type reference SEQUENCE
DEFINED in MAP-LCS-DataTypes : 58
USED in MAP-LocationServiceOpe : 42 56
USED in MAP-LCS-DataTypes : 12
routingInfoForSM-Arg.....identifier of RoutingInfoForSM-Arg
DEFINED in MAP-ShortMessageServic : 69
RoutingInfoForSM-Arg.....type reference SEQUENCE
DEFINED in MAP-SM-DataTypes : 52
USED in MAP-ShortMessageServic : 46 69
USED in MAP-SM-DataTypes : 14
routingInfoForSM-Res.....identifier of RoutingInfoForSM-Res
DEFINED in MAP-ShortMessageServic : 71
RoutingInfoForSM-Res.....type reference SEQUENCE
DEFINED in MAP-SM-DataTypes : 79
USED in MAP-ShortMessageServic : 47 71
USED in MAP-SM-DataTypes : 15
rssi.....identifier of Named Number, 7
DEFINED in MAP-CommonDataTypes : 312
ruf-Outcome.....identifier of [0] RUF-Outcome
DEFINED in MAP-CH-DataTypes : 406
RUF-Outcome.....type reference ENUMERATED
DEFINED in MAP-CH-DataTypes : 410
USED in MAP-CH-DataTypes : 406
sc-AddressNotIncluded.....identifier of Named Number, 0
DEFINED in MAP-SM-DataTypes : 186
sc-Congestion.....identifier of Named Number, 4
DEFINED in MAP-ER-DataTypes : 135
sendAuthenticationInfo.....value reference SendAuthenticationInfo, CHOICE VALUE
DEFINED in MAP-Protocol : 186
SendAuthenticationInfo.....type reference OPERATION
DEFINED in MAP-MobileServiceOpera : 253
USED in MAP-Protocol : 22 186
USED in MAP-MobileServiceOpera : 37
sendAuthenticationInfoArg.....identifier of SendAuthenticationInfoArg
DEFINED in MAP-MobileServiceOpera : 255
SendAuthenticationInfoArg.....type reference IMSI
DEFINED in MAP-MS-DataTypes : 279
USED in MAP-MobileServiceOpera : 98 255
USED in MAP-MS-DataTypes : 34
sendAuthenticationInfoRes.....identifier of SendAuthenticationInfoRes
DEFINED in MAP-MobileServiceOpera : 257
SendAuthenticationInfoRes.....type reference AuthenticationSetList
DEFINED in MAP-MS-DataTypes : 281
USED in MAP-MobileServiceOpera : 99 257
USED in MAP-MS-DataTypes : 35
sendEndSignal.....value reference SendEndSignal, CHOICE VALUE
DEFINED in MAP-Protocol : 177
SendEndSignal.....type reference OPERATION
DEFINED in MAP-MobileServiceOpera : 227
USED in MAP-Protocol : 18 177
USED in MAP-MobileServiceOpera : 31
sendGroupCallEndSignal.....value reference SendGroupCallEndSignal, CHOICE VALUE
DEFINED in MAP-Protocol : 270
SendGroupCallEndSignal.....type reference OPERATION
DEFINED in MAP-Group-Call-Operati : 56
USED in MAP-Protocol : 95 270

USED in MAP-Group-Call-Operati : 14

```

sendGroupCallEndSignalArg.....identifier of SendGroupCallEndSignalArg
  DEFINED in MAP-Group-Call-Operati : 58

SendGroupCallEndSignalArg.....type reference SEQUENCE
  DEFINED in MAP-GR-DataTypes : 66
  USED in MAP-Group-Call-Operati : 33 58
  USED in MAP-GR-DataTypes : 16

sendGroupCallEndSignalRes.....identifier of SendGroupCallEndSignalRes
  DEFINED in MAP-Group-Call-Operati : 60

SendGroupCallEndSignalRes.....type reference SEQUENCE
  DEFINED in MAP-GR-DataTypes : 71
  USED in MAP-Group-Call-Operati : 34 60
  USED in MAP-GR-DataTypes : 17

sendIdentification.....value reference SendIdentification, CHOICE VALUE
  DEFINED in MAP-Protocol : 171

SendIdentification.....type reference OPERATION
  DEFINED in MAP-MobileServiceOpera : 167
  USED in MAP-Protocol : 15 171
  USED in MAP-MobileServiceOpera : 18

sendIdentificationRes.....identifier of SendIdentificationRes
  DEFINED in MAP-MobileServiceOpera : 171

SendIdentificationRes.....type reference SEQUENCE
  DEFINED in MAP-MS-DataTypes : 215
  USED in MAP-MobileServiceOpera : 92 171
  USED in MAP-MS-DataTypes : 22

sendIMSI.....value reference SendIMSI, CHOICE VALUE
  DEFINED in MAP-Protocol : 212

SendIMSI.....type reference OPERATION
  DEFINED in MAP-OperationAndMainte : 77
  USED in MAP-Protocol : 43 212
  USED in MAP-OperationAndMainte : 15

sendRoutingInfo.....value reference SendRoutingInfo, CHOICE VALUE
  DEFINED in MAP-Protocol : 217

SendRoutingInfo.....type reference OPERATION
  DEFINED in MAP-CallHandlingOperat : 74
  USED in MAP-Protocol : 49 217
  USED in MAP-CallHandlingOperat : 13

sendRoutingInfoArg.....identifier of SendRoutingInfoArg
  DEFINED in MAP-CallHandlingOperat : 76

SendRoutingInfoArg.....type reference SEQUENCE
  DEFINED in MAP-CH-DataTypes : 88
  USED in MAP-CallHandlingOperat : 52 76
  USED in MAP-CH-DataTypes : 14

sendRoutingInfoForGprs.....value reference SendRoutingInfoForGprs, CHOICE VALUE
  DEFINED in MAP-Protocol : 281

SendRoutingInfoForGprs.....type reference OPERATION
  DEFINED in MAP-MobileServiceOpera : 322
  USED in MAP-Protocol : 31 281
  USED in MAP-MobileServiceOpera : 52

sendRoutingInfoForGprsArg.....identifier of SendRoutingInfoForGprsArg
  DEFINED in MAP-MobileServiceOpera : 324

SendRoutingInfoForGprsArg.....type reference SEQUENCE
  DEFINED in MAP-MS-DataTypes : 915
  USED in MAP-MobileServiceOpera : 112 324
  USED in MAP-MS-DataTypes : 83

sendRoutingInfoForGprsRes.....identifier of SendRoutingInfoForGprsRes
  DEFINED in MAP-MobileServiceOpera : 326

SendRoutingInfoForGprsRes.....type reference SEQUENCE
  DEFINED in MAP-MS-DataTypes : 922
  USED in MAP-MobileServiceOpera : 113 326
  USED in MAP-MS-DataTypes : 84

```

sendRoutingInfoForLCS.....value reference SendRoutingInfoForLCS, CHOICE VALUE  
DEFINED in MAP-Protocol : 294

SendRoutingInfoForLCS.....type reference OPERATION  
 DEFINED in MAP-LocationServiceOpe : 52  
 USED in MAP-Protocol : 102 294  
 USED in MAP-LocationServiceOpe : 14

sendRoutingInfoForSM.....value reference SendRoutingInfoForSM, CHOICE VALUE  
 DEFINED in MAP-Protocol : 246

SendRoutingInfoForSM.....type reference OPERATION  
 DEFINED in MAP-ShortMessageServic : 67  
 USED in MAP-Protocol : 80 246  
 USED in MAP-ShortMessageServic : 13

sendRoutingInfoRes.....identifier of SendRoutingInfoRes  
 DEFINED in MAP-CallHandlingOperat : 78

SendRoutingInfoRes.....type reference [3] SEQUENCE  
 DEFINED in MAP-CH-DataTypes : 130  
 USED in MAP-CallHandlingOperat : 53 78  
 USED in MAP-CH-DataTypes : 15

serviceCentreAddress.....identifier of [2] AddressString  
 DEFINED in MAP-SM-DataTypes : 55

serviceCentreAddress.....identifier of AddressString  
 DEFINED in MAP-SM-DataTypes : 145

serviceCentreAddress.....identifier of AddressString  
 DEFINED in MAP-SM-DataTypes : 176

serviceCentreAddressDA.....identifier of [4] AddressString  
 DEFINED in MAP-SM-DataTypes : 135

serviceCentreAddressOA.....identifier of [4] AddressString  
 DEFINED in MAP-SM-DataTypes : 140

serviceGranted.....identifier of Named Number, 0  
 DEFINED in MAP-MS-DataTypes : 433

serviceIndicator.....identifier of [2] ServiceIndicator  
 DEFINED in MAP-SS-DataTypes : 288

ServiceIndicator.....type reference BIT STRING  
 DEFINED in MAP-SS-DataTypes : 293  
 USED in MAP-SS-DataTypes : 288

serviceKey.....identifier of ServiceKey  
 DEFINED in MAP-MS-DataTypes : 829

ServiceKey.....type reference INTEGER  
 DEFINED in MAP-MS-DataTypes : 836  
 USED in MAP-MS-DataTypes : 54 829  
 USED in MAP-CH-DataTypes : 38 276

serviceKey.....identifier of ServiceKey  
 DEFINED in MAP-CH-DataTypes : 276

setReportingState.....value reference SetReportingState, CHOICE VALUE  
 DEFINED in MAP-Protocol : 222

SetReportingState.....type reference OPERATION  
 DEFINED in MAP-CallHandlingOperat : 145  
 USED in MAP-Protocol : 54 222  
 USED in MAP-CallHandlingOperat : 18

setReportingStateArg.....identifier of SetReportingStateArg  
 DEFINED in MAP-CallHandlingOperat : 147

SetReportingStateArg.....type reference SEQUENCE  
 DEFINED in MAP-CH-DataTypes : 325  
 USED in MAP-CallHandlingOperat : 62 147  
 USED in MAP-CH-DataTypes : 27

setReportingStateRes.....identifier of SetReportingStateRes  
 DEFINED in MAP-CallHandlingOperat : 149

SetReportingStateRes.....type reference SEQUENCE  
 DEFINED in MAP-CH-DataTypes : 340  
 USED in MAP-CallHandlingOperat : 63 149

USED in MAP-CH-DataTypes : 28

```

sgsn-Address.....identifier of GSN-Address
  DEFINED in MAP-MS-DataTypes      :    240

sgsn-Address.....identifier of [0] GSN-Address
  DEFINED in MAP-MS-DataTypes      :    923

sgsn-Address.....identifier of [1] GSN-Address
  DEFINED in MAP-MS-DataTypes      :    947

sgsn-Capability.....identifier of [0] SGSN-Capability
  DEFINED in MAP-MS-DataTypes      :    243

SGSN-Capability.....type reference SEQUENCE
  DEFINED in MAP-MS-DataTypes      :    245
  USED in MAP-MS-DataTypes        :    243

sgsn-Number.....identifier of [1] ISDN-AddressString
  DEFINED in MAP-MS-DataTypes      :    205

sgsn-Number.....identifier of ISDN-AddressString
  DEFINED in MAP-MS-DataTypes      :    239

sgsn-Number.....identifier of [1] ISDN-AddressString
  DEFINED in MAP-SM-DataTypes      :     99

shortMessageMO-PP.....value reference TeleserviceCode, '00100010'B
  DEFINED in MAP-TS-Code           :     46

shortMessageMT-PP.....value reference TeleserviceCode, '00100001'B
  DEFINED in MAP-TS-Code           :     45

shortTermDenial.....value reference ShortTermDenial, CHOICE VALUE
  DEFINED in MAP-Protocol           :    375

ShortTermDenial.....type reference ERROR
  DEFINED in MAP-Errors             :    335
  USED in MAP-Protocol              :    152  375
  USED in MAP-SupplementaryServi    :     53  264
  USED in MAP-Errors                :     67

shortTermDenialParam.....identifier of ShortTermDenialParam
  DEFINED in MAP-Errors             :    337

ShortTermDenialParam.....type reference SEQUENCE
  DEFINED in MAP-ER-DataTypes       :    290
  USED in MAP-Errors                :    129  337
  USED in MAP-ER-DataTypes         :     47

signalInfo.....identifier of SignalInfo
  DEFINED in MAP-CommonDataTypes    :    179

SignalInfo.....type reference OCTET STRING
  DEFINED in MAP-CommonDataTypes    :    186
  USED in MAP-CommonDataTypes       :     22  179  205
  USED in MAP-SM-DataTypes          :     33  109  115  122  128
  USED in MAP-ER-DataTypes          :     63  141

signalInfo.....identifier of SignalInfo
  DEFINED in MAP-CommonDataTypes    :    205

siWFSSNumber.....identifier of [0] ISDN-AddressString
  DEFINED in MAP-CH-DataTypes       :    310

siWFSSsignallingModify.....value reference siWFSSsignallingModify, CHOICE VALUE
  DEFINED in MAP-Protocol           :    221

siWFSSsignallingModify.....type reference OPERATION
  DEFINED in MAP-CallHandlingOperat :    133
  USED in MAP-Protocol              :     53  221
  USED in MAP-CallHandlingOperat    :     17

siWFSSsignallingModifyArg.....identifier of siWFSSsignallingModifyArg
  DEFINED in MAP-CallHandlingOperat :    135

siWFSSsignallingModifyArg.....type reference SEQUENCE
  DEFINED in MAP-CH-DataTypes       :    314
  USED in MAP-CallHandlingOperat    :     60  135
  USED in MAP-CH-DataTypes         :     25

siWFSSsignallingModifyRes.....identifier of siWFSSsignallingModifyRes

```



DEFINED in MAP-CallHandlingOperat : 137

SIWFSSignallingModifyRes.....type reference SEQUENCE  
 DEFINED in MAP-CH-DataTypes : 320  
 USED in MAP-CallHandlingOperat : 61 137  
 USED in MAP-CH-DataTypes : 26

sm-DeliveryFailure.....value reference SM-DeliveryFailure, CHOICE VALUE  
 DEFINED in MAP-Protocol : 382

SM-DeliveryFailure.....type reference ERROR  
 DEFINED in MAP-Errors : 353  
 USED in MAP-Protocol : 147 382  
 USED in MAP-ShortMessageServic : 39 92 109  
 USED in MAP-Errors : 72

sm-DeliveryFailureCause.....identifier of SM-DeliveryFailureCause  
 DEFINED in MAP-Errors : 355

SM-DeliveryFailureCause.....type reference SEQUENCE  
 DEFINED in MAP-ER-DataTypes : 139  
 USED in MAP-Errors : 99 355  
 USED in MAP-ER-DataTypes : 19

sm-DeliveryOutcome.....identifier of SM-DeliveryOutcome  
 DEFINED in MAP-SM-DataTypes : 146

SM-DeliveryOutcome.....type reference ENUMERATED  
 DEFINED in MAP-SM-DataTypes : 163  
 USED in MAP-SM-DataTypes : 26 146 157

SM-EnumeratedDeliveryFailureCause.....type reference ENUMERATED  
 DEFINED in MAP-ER-DataTypes : 130  
 USED in MAP-ER-DataTypes : 140

sm-EnumeratedDeliveryFailureCause.....identifier of SM-EnumeratedDeliveryFailureCause  
 DEFINED in MAP-ER-DataTypes : 140

sm-RP-DA.....identifier of SM-RP-DA  
 DEFINED in MAP-SM-DataTypes : 107

sm-RP-DA.....identifier of SM-RP-DA  
 DEFINED in MAP-SM-DataTypes : 120

SM-RP-DA.....type reference CHOICE  
 DEFINED in MAP-SM-DataTypes : 132  
 USED in MAP-SM-DataTypes : 107 120

sm-RP-MTI.....identifier of [8] SM-RP-MTI  
 DEFINED in MAP-SM-DataTypes : 61

SM-RP-MTI.....type reference INTEGER  
 DEFINED in MAP-SM-DataTypes : 64  
 USED in MAP-SM-DataTypes : 61

sm-RP-OA.....identifier of SM-RP-OA  
 DEFINED in MAP-SM-DataTypes : 108

sm-RP-OA.....identifier of SM-RP-OA  
 DEFINED in MAP-SM-DataTypes : 121

SM-RP-OA.....type reference CHOICE  
 DEFINED in MAP-SM-DataTypes : 138  
 USED in MAP-SM-DataTypes : 108 121

sm-RP-PRI.....identifier of [1] BOOLEAN  
 DEFINED in MAP-SM-DataTypes : 54

sm-RP-SMEA.....identifier of [9] SM-RP-SMEA  
 DEFINED in MAP-SM-DataTypes : 62

SM-RP-SMEA.....type reference OCTET STRING  
 DEFINED in MAP-SM-DataTypes : 71  
 USED in MAP-SM-DataTypes : 62

sm-RP-UI.....identifier of SignalInfo  
 DEFINED in MAP-SM-DataTypes : 109

sm-RP-UI.....identifier of SignalInfo  
 DEFINED in MAP-SM-DataTypes : 115

sm-RP-UI.....identifier of SignalInfo

DEFINED in MAP-SM-DataTypes : 122

```

sm-RP-UI.....identifier of SignalInfo
  DEFINED in MAP-SM-DataTypes      :   128

solsaSupportIndicator.....identifier of [2] NULL
  DEFINED in MAP-MS-DataTypes      :   175

solsaSupportIndicator.....identifier of NULL
  DEFINED in MAP-MS-DataTypes      :   246

sres.....identifier of SRES
  DEFINED in MAP-MS-DataTypes      :   225

SRES.....type reference OCTET STRING
  DEFINED in MAP-MS-DataTypes      :   231
  USED in MAP-MS-DataTypes         :   225

ss-AccessBarred.....identifier of Named Number, 5
  DEFINED in MAP-MS-DataTypes      :   461

ss-CamelData.....identifier of SS-CamelData
  DEFINED in MAP-MS-DataTypes      :   791

SS-CamelData.....type reference SEQUENCE
  DEFINED in MAP-MS-DataTypes      :   795
  USED in MAP-MS-DataTypes         :   791

ss-Code.....identifier of SS-Code
  DEFINED in MAP-SupplementaryServi :   219

ss-Code.....identifier of SS-Code
  DEFINED in MAP-MS-DataTypes      :   491

ss-Code.....identifier of SS-Code
  DEFINED in MAP-MS-DataTypes      :   570

ss-Code.....identifier of SS-Code
  DEFINED in MAP-MS-DataTypes      :   641

ss-Code.....identifier of SS-Code
  DEFINED in MAP-MS-DataTypes      :   654

ss-Code.....identifier of SS-Code
  DEFINED in MAP-MS-DataTypes      :   708

ss-Code.....identifier of SS-Code
  DEFINED in MAP-SS-DataTypes      :    70

ss-Code.....identifier of SS-Code
  DEFINED in MAP-SS-DataTypes      :    86

ss-Code.....identifier of SS-Code
  DEFINED in MAP-SS-DataTypes      :   143

ss-Code.....identifier of SS-Code
  DEFINED in MAP-SS-DataTypes      :   156

ss-Code.....identifier of SS-Code
  DEFINED in MAP-SS-DataTypes      :   178

ss-Code.....identifier of [0] SS-Code
  DEFINED in MAP-SS-DataTypes      :   281

ss-Code.....identifier of [0] SS-Code
  DEFINED in MAP-SS-DataTypes      :   304

ss-Code.....identifier of [0] SS-Code
  DEFINED in MAP-SS-DataTypes      :   309

SS-Code.....type reference OCTET STRING
  DEFINED in MAP-SS-Code           :    11
  USED in MAP-SupplementaryServi   :    78   219
  USED in MAP-MS-DataTypes         :   105  491  570  641  654  708  802
  USED in MAP-SS-DataTypes         :    62   70   86  143  156  178  246  261  281
  USED in MAP-SS-Code               :    21   25   28   30   32   34   36   40   42
  USED in MAP-SS-Code               :    48   50   52   54   56   58   60   63   66
  USED in MAP-SS-Code               :    68   72   75   77   79   81   85   88   91
  USED in MAP-SS-Code               :    94   97  100  102  105  108  110  112  115
  USED in MAP-SS-Code               :   117  119  121  123  126  128  130  134  135
  USED in MAP-SS-Code               :   136  137  138  139  140  141  142  143  144

```

145	146	147	148	149	151	154	157	159
161	164	166	170	172	174	177		

TAG	R4.70	Cross Reference Listing for MAP-Protocol	2000-04-07	13:15:50
PAGE	71			
	USED in MAP-ER-DataTypes	: 70 119		
ss-Code	.....identifier of [1] SS-Code			
	DEFINED in MAP-ER-DataTypes	: 119		
ss-CSI	.....identifier of [2] SS-CSI			
	DEFINED in MAP-MS-DataTypes	: 785		
SS-CSI	.....type reference SEQUENCE			
	DEFINED in MAP-MS-DataTypes	: 790		
	USED in MAP-MS-DataTypes	: 53 785		
ss-Data	.....identifier of [3] Ext-SS-Data			
	DEFINED in MAP-MS-DataTypes	: 486		
ss-Data	.....identifier of [3] SS-Data			
	DEFINED in MAP-SS-DataTypes	: 83		
SS-Data	.....type reference SEQUENCE			
	DEFINED in MAP-SS-DataTypes	: 155		
	USED in MAP-SS-DataTypes	: 33 83		
ss-ErrorStatus	.....value reference SS-ErrorStatus, CHOICE VALUE			
	DEFINED in MAP-Protocol	: 365		
SS-ErrorStatus	.....type reference ERROR			
	DEFINED in MAP-Errors	: 309		
	USED in MAP-Protocol	: 137 365		
	USED in MAP-SupplementaryServi	: 41 101 118 135 155 262 279		
	USED in MAP-Errors	: 58		
ss-Event	.....identifier of [2] SS-Code			
	DEFINED in MAP-SS-DataTypes	: 261		
ss-EventList	.....identifier of SS-EventList			
	DEFINED in MAP-MS-DataTypes	: 796		
SS-EventList	.....type reference SEQUENCE OF			
	DEFINED in MAP-MS-DataTypes	: 802		
	USED in MAP-MS-DataTypes	: 796		
ss-EventSpecification	.....identifier of [3] SS-EventSpecification			
	DEFINED in MAP-SS-DataTypes	: 266		
SS-EventSpecification	.....type reference SEQUENCE OF			
	DEFINED in MAP-SS-DataTypes	: 275		
	USED in MAP-SS-DataTypes	: 266		
ss-ForBS	.....identifier of SS-ForBS-Code			
	DEFINED in MAP-SupplementaryServi	: 106		
ss-ForBS	.....identifier of SS-ForBS-Code			
	DEFINED in MAP-SupplementaryServi	: 123		
ss-ForBS	.....identifier of SS-ForBS-Code			
	DEFINED in MAP-SupplementaryServi	: 143		
ss-ForBS	.....identifier of SS-ForBS-Code			
	DEFINED in MAP-SupplementaryServi	: 162		
SS-ForBS-Code	.....type reference SEQUENCE			
	DEFINED in MAP-SS-DataTypes	: 177		
	USED in MAP-SupplementaryServi	: 62 106 123 143 162		
	USED in MAP-SS-DataTypes	: 18		
ss-Incompatibility	.....value reference SS-Incompatibility, CHOICE VALUE			
	DEFINED in MAP-Protocol	: 368		
SS-Incompatibility	.....type reference ERROR			
	DEFINED in MAP-Errors	: 318		
	USED in MAP-Protocol	: 140 368		
	USED in MAP-SupplementaryServi	: 44 102 137 263		
	USED in MAP-Errors	: 61		
ss-IncompatibilityCause	.....identifier of SS-IncompatibilityCause			
	DEFINED in MAP-Errors	: 320		
SS-IncompatibilityCause	.....type reference SEQUENCE			
	DEFINED in MAP-ER-DataTypes	: 118		
	USED in MAP-Errors	: 97 320		

USED in MAP-ER-DataTypes : 17

TAG R4.70 Cross Reference Listing for MAP-Protocol 2000-04-07 13:15:50  
PAGE 72

ss-Info.....identifier of SS-Info  
DEFINED in MAP-SupplementaryServi : 91

ss-Info.....identifier of SS-Info  
DEFINED in MAP-SupplementaryServi : 108

ss-Info.....identifier of SS-Info  
DEFINED in MAP-SupplementaryServi : 125

ss-Info.....identifier of SS-Info  
DEFINED in MAP-SupplementaryServi : 145

SS-Info.....type reference CHOICE  
DEFINED in MAP-SS-DataTypes : 80  
USED in MAP-SupplementaryServi : 61 91 108 125 145  
USED in MAP-SS-DataTypes : 15 251

SS-InfoList.....type reference SEQUENCE OF  
DEFINED in MAP-SS-DataTypes : 250  
USED in MAP-SS-DataTypes : 27

ss-InvocationNotification.....value reference SS-InvocationNotification, CHOICE  
VALUE  
DEFINED in MAP-Protocol : 264

SS-InvocationNotification.....type reference OPERATION  
DEFINED in MAP-SupplementaryServi : 240  
USED in MAP-Protocol : 72 264  
USED in MAP-SupplementaryServi : 23

ss-InvocationNotificationArg.....identifier of SS-InvocationNotificationArg  
DEFINED in MAP-SupplementaryServi : 242

SS-InvocationNotificationArg.....type reference SEQUENCE  
DEFINED in MAP-SS-DataTypes : 258  
USED in MAP-SupplementaryServi : 68 242  
USED in MAP-SS-DataTypes : 34

ss-InvocationNotificationRes.....identifier of SS-InvocationNotificationRes  
DEFINED in MAP-SupplementaryServi : 244

SS-InvocationNotificationRes.....type reference SEQUENCE  
DEFINED in MAP-SS-DataTypes : 270  
USED in MAP-SupplementaryServi : 69 244  
USED in MAP-SS-DataTypes : 35

ss-List.....identifier of [3] SS-List  
DEFINED in MAP-MS-DataTypes : 724

ss-List.....identifier of [2] SS-List  
DEFINED in MAP-MS-DataTypes : 743

ss-List.....identifier of [1] SS-List  
DEFINED in MAP-CH-DataTypes : 139

SS-List.....type reference SEQUENCE OF  
DEFINED in MAP-SS-DataTypes : 245  
USED in MAP-MS-DataTypes : 100 724 743  
USED in MAP-CH-DataTypes : 52 139  
USED in MAP-SS-DataTypes : 26

ss-NotAvailable.....value reference SS-NotAvailable, CHOICE VALUE  
DEFINED in MAP-Protocol : 366

SS-NotAvailable.....type reference ERROR  
DEFINED in MAP-Errors : 314  
USED in MAP-Protocol : 138 366  
USED in MAP-SupplementaryServi : 42 173  
USED in MAP-Errors : 59

ss-Status.....identifier of SS-Status  
DEFINED in MAP-Errors : 311

ss-Status.....identifier of [4] Ext-SS-Status  
DEFINED in MAP-MS-DataTypes : 501

ss-Status.....identifier of [4] Ext-SS-Status  
DEFINED in MAP-MS-DataTypes : 580

ss-Status.....identifier of [4] Ext-SS-Status



DEFINED in MAP-MS-DataTypes : 642  
ss-Status.....identifier of Ext-SS-Status

	DEFINED in MAP-MS-DataTypes	:	655																
	ss-Status.....identifier of Ext-SS-Status																		
	DEFINED in MAP-MS-DataTypes	:	709																
	ss-Status.....identifier of [4] SS-Status																		
	DEFINED in MAP-SS-DataTypes	:	96																
	SS-Status.....type reference OCTET STRING																		
	DEFINED in MAP-SS-DataTypes	:	103																
	USED in MAP-Errors	:	92	311															
	USED in MAP-SS-DataTypes	:	16	96	152	157	183	205	310										
	USED in MAP-ER-DataTypes	:	58	121															
	ss-Status.....identifier of [4] SS-Status																		
	DEFINED in MAP-SS-DataTypes	:	152																
	ss-Status.....identifier of [4] SS-Status																		
	DEFINED in MAP-SS-DataTypes	:	157																
	ss-Status.....identifier of SS-Status																		
	DEFINED in MAP-SS-DataTypes	:	183																
	ss-Status.....identifier of [0] SS-Status																		
	DEFINED in MAP-SS-DataTypes	:	205																
	ss-Status.....identifier of [1] SS-Status																		
	DEFINED in MAP-SS-DataTypes	:	310																
	ss-Status.....identifier of [4] SS-Status																		
	DEFINED in MAP-ER-DataTypes	:	121																
	ss-SubscriptionOption.....identifier of SS-SubscriptionOption																		
	DEFINED in MAP-MS-DataTypes	:	643																
	ss-SubscriptionOption.....identifier of SS-SubscriptionOption																		
	DEFINED in MAP-SS-DataTypes	:	158																
	SS-SubscriptionOption.....type reference CHOICE																		
	DEFINED in MAP-SS-DataTypes	:	164																
	USED in MAP-MS-DataTypes	:	99	643															
	USED in MAP-SS-DataTypes	:	17	158															
VALUE	ss-SubscriptionViolation.....value reference SS-SubscriptionViolation, CHOICE																		
	DEFINED in MAP-Protocol	:	367																
	SS-SubscriptionViolation.....type reference ERROR																		
	DEFINED in MAP-Errors	:	316																
	USED in MAP-Protocol	:	139	367															
	USED in MAP-SupplementaryServi	:	43	136	156	227													
	USED in MAP-Errors	:	60																
	startMonitoring.....identifier of Named Number, 1																		
	DEFINED in MAP-CH-DataTypes	:	334																
	statusReport.....value reference StatusReport, CHOICE VALUE																		
	DEFINED in MAP-Protocol	:	223																
	StatusReport.....type reference OPERATION																		
	DEFINED in MAP-CallHandlingOperat	:	159																
	USED in MAP-Protocol	:	55	223															
	USED in MAP-CallHandlingOperat	:	19																
	statusReportArg.....identifier of StatusReportArg																		
	DEFINED in MAP-CallHandlingOperat	:	161																
	StatusReportArg.....type reference SEQUENCE																		
	DEFINED in MAP-CH-DataTypes	:	355																
	USED in MAP-CallHandlingOperat	:	64	161															
	USED in MAP-CH-DataTypes	:	29																
	statusReportRes.....identifier of StatusReportRes																		
	DEFINED in MAP-CallHandlingOperat	:	163																
	StatusReportRes.....type reference SEQUENCE																		
	DEFINED in MAP-CH-DataTypes	:	391																
	USED in MAP-CallHandlingOperat	:	65	163															
	USED in MAP-CH-DataTypes	:	30																

stopMonitoring.....identifier of Named Number, 0  
DEFINED in MAP-CH-DataTypes : 333

```

storedMSISDN.....identifier of ISDN-AddressString
  DEFINED in MAP-SM-DataTypes : 169

storedMSISDN.....identifier of ISDN-AddressString
  DEFINED in MAP-SM-DataTypes : 180

subBusyForMT-SMS-Param.....identifier of SubBusyForMT-SMS-Param
  DEFINED in MAP-Errors : 350

SubBusyForMT-SMS-Param.....type reference SEQUENCE
  DEFINED in MAP-ER-DataTypes : 267
  USED in MAP-Errors : 123 350
  USED in MAP-ER-DataTypes : 40

subscriberBusyForMT-SMS.....value reference SubscriberBusyForMT-SMS, CHOICE VALUE
  DEFINED in MAP-Protocol : 381

SubscriberBusyForMT-SMS.....type reference ERROR
  DEFINED in MAP-Errors : 348
  USED in MAP-Protocol : 146 381
  USED in MAP-ShortMessageService : 38 108
  USED in MAP-Errors : 71

SubscriberData.....type reference SEQUENCE
  DEFINED in MAP-MS-DataTypes : 410
  USED in MAP-MS-DataTypes : 46 296

SubscriberId.....type reference CHOICE
  DEFINED in MAP-CommonDataTypes : 269
  USED in MAP-CommonDataTypes : 30

subscriberIdentity.....identifier of [0] SubscriberIdentity
  DEFINED in MAP-MS-DataTypes : 1067

SubscriberIdentity.....type reference CHOICE
  DEFINED in MAP-CommonDataTypes : 326
  USED in MAP-MS-DataTypes : 134 1067
  USED in MAP-CommonDataTypes : 39
  USED in MAP-LCS-DataTypes : 31 54 59

subscriberInfo.....identifier of SubscriberInfo
  DEFINED in MAP-MS-DataTypes : 1014

SubscriberInfo.....type reference SEQUENCE
  DEFINED in MAP-MS-DataTypes : 1018
  USED in MAP-MS-DataTypes : 74 1014 1074
  USED in MAP-CH-DataTypes : 37 138

subscriberInfo.....identifier of SubscriberInfo
  DEFINED in MAP-MS-DataTypes : 1074

subscriberInfo.....identifier of [7] SubscriberInfo
  DEFINED in MAP-CH-DataTypes : 138

subscriberLocationReport.....value reference SubscriberLocationReport, CHOICE
VALUE
  DEFINED in MAP-Protocol : 295

SubscriberLocationReport.....type reference OPERATION
  DEFINED in MAP-LocationServiceOpe : 84
  USED in MAP-Protocol : 103 295
  USED in MAP-LocationServiceOpe : 15

subscriberLocationReport-Arg.....identifier of SubscriberLocationReport-Arg
  DEFINED in MAP-LocationServiceOpe : 86

SubscriberLocationReport-Arg.....type reference SEQUENCE
  DEFINED in MAP-LCS-DataTypes : 216
  USED in MAP-LocationServiceOpe : 45 86
  USED in MAP-LCS-DataTypes : 15

subscriberLocationReport-Res.....identifier of SubscriberLocationReport-Res
  DEFINED in MAP-LocationServiceOpe : 88

SubscriberLocationReport-Res.....type reference SEQUENCE
  DEFINED in MAP-LCS-DataTypes : 241
  USED in MAP-LocationServiceOpe : 46 88
  USED in MAP-LCS-DataTypes : 16

subscriberNotMemberOfCUG.....identifier of Named Number, 1

```

DEFINED in MAP-ER-DataTypes : 114  
subscriberNotSC-Subscriber.....identifier of Named Number, 6

TAG R4.70 Cross Reference Listing for MAP-Protocol 2000-04-07 13:15:50  
PAGE 75

DEFINED in MAP-ER-DataTypes : 137

subscriberState.....identifier of [1] SubscriberState  
DEFINED in MAP-MS-DataTypes : 1020

subscriberState.....identifier of [1] NULL  
DEFINED in MAP-MS-DataTypes : 1026

SubscriberState.....type reference CHOICE  
DEFINED in MAP-MS-DataTypes : 1052  
USED in MAP-MS-DataTypes : 76 1020

subscriberStatus.....identifier of [3] SubscriberStatus  
DEFINED in MAP-MS-DataTypes : 413

SubscriberStatus.....type reference ENUMERATED  
DEFINED in MAP-MS-DataTypes : 432  
USED in MAP-MS-DataTypes : 48 413

subscriptionWithdraw.....identifier of Named Number, 1  
DEFINED in MAP-MS-DataTypes : 193

subsequentHandoverFailure.....value reference SubsequentHandoverFailure, CHOICE  
VALUE  
DEFINED in MAP-Protocol : 332

SubsequentHandoverFailure.....type reference ERROR  
DEFINED in MAP-Errors : 237  
USED in MAP-Protocol : 124 332  
USED in MAP-MobileServiceOpera : 79 249  
USED in MAP-Errors : 37

success.....identifier of Named Number, 0  
DEFINED in MAP-CH-DataTypes : 382

successfulTransfer.....identifier of Named Number, 2  
DEFINED in MAP-SM-DataTypes : 166

supportedCamelPhases.....identifier of [0] SupportedCamelPhases  
DEFINED in MAP-MS-DataTypes : 172

supportedCamelPhases.....identifier of [6] SupportedCamelPhases  
DEFINED in MAP-MS-DataTypes : 728

SupportedCamelPhases.....type reference BIT STRING  
DEFINED in MAP-MS-DataTypes : 908  
USED in MAP-MS-DataTypes : 58 172 728  
USED in MAP-CH-DataTypes : 40 196 237

supportedCamelPhases.....identifier of SupportedCamelPhases  
DEFINED in MAP-CH-DataTypes : 237

supportedCamelPhasesInGMSC.....identifier of [15] SupportedCamelPhases  
DEFINED in MAP-CH-DataTypes : 196

supportedCCBS-Phase.....identifier of [16] SupportedCCBS-Phase  
DEFINED in MAP-CH-DataTypes : 106

SupportedCCBS-Phase.....type reference INTEGER  
DEFINED in MAP-CH-DataTypes : 124  
USED in MAP-CH-DataTypes : 106

suppressionOfAnnouncement.....identifier of [12] SuppressionOfAnnouncement  
DEFINED in MAP-CH-DataTypes : 101

SuppressionOfAnnouncement.....type reference NULL  
DEFINED in MAP-CH-DataTypes : 109  
USED in MAP-CH-DataTypes : 21 101 188

suppressionOfAnnouncement.....identifier of [7] SuppressionOfAnnouncement  
DEFINED in MAP-CH-DataTypes : 188

suppress-T-CSI.....identifier of NULL  
DEFINED in MAP-CH-DataTypes : 238

systemFailure.....value reference SystemFailure, CHOICE VALUE  
DEFINED in MAP-Protocol : 300

SystemFailure.....type reference ERROR  
DEFINED in MAP-Errors : 145

**(GSM 09.02 version 7.5.0 Release 1998)**

**1031**

**ETSI TS 100 974 V7.5.0 (2000-07)**

USED in MAP-Protocol :	109	300								
USED in MAP-MobileServiceOpera :	69	140	184	208	222	260	273	315	329	
	343	357								

PAGE 76 TAG R4.70 Cross Reference Listing for MAP-Protocol 2000-04-07 13:15:50

USED in MAP-OperationAndMainte : 23 57 71
USED in MAP-CallHandlingOperat : 28 80 102 131 143 152 167 181
USED in MAP-SupplementaryServi : 33 94 111 128 148 166 181 194 208
223 257 274
USED in MAP-ShortMessageServic : 27 73 89 101 129
USED in MAP-Group-Call-Operati : 24 52
USED in MAP-LocationServiceOpe : 23 58 72 90
USED in MAP-Errors : 14

systemFailureParam.....identifier of SystemFailureParam
DEFINED in MAP-Errors : 147

SystemFailureParam.....type reference CHOICE
DEFINED in MAP-ER-DataTypes : 159
USED in MAP-Errors : 100 147
USED in MAP-ER-DataTypes : 20

targetCellId.....identifier of GlobalCellId
DEFINED in MAP-MS-DataTypes : 261

targetCellId.....identifier of GlobalCellId
DEFINED in MAP-MS-DataTypes : 272

targetMS.....identifier of [1] SubscriberIdentity
DEFINED in MAP-LCS-DataTypes : 54

targetMS.....identifier of [0] SubscriberIdentity
DEFINED in MAP-LCS-DataTypes : 59

targetMSC-Number.....identifier of ISDN-AddressString
DEFINED in MAP-MS-DataTypes : 273

targetMSSubscribedService.....identifier of Named Number, 4
DEFINED in MAP-CommonDataTypes : 341

TBCD-STRING.....type reference OCTET STRING
DEFINED in MAP-CommonDataTypes : 78
USED in MAP-CommonDataTypes : 250 263 273

TCAPMessages.....module reference
DEFINED in TCAPMessages : 1
USED in MAP-MobileServiceOpera : 66
USED in MAP-OperationAndMainte : 20
USED in MAP-CallHandlingOperat : 25
USED in MAP-SupplementaryServi : 30
USED in MAP-ShortMessageServic : 24
USED in MAP-Group-Call-Operati : 21
USED in MAP-LocationServiceOpe : 20
USED in MAP-Errors : 89

telephony.....value reference TeleserviceCode, '00010001'B
DEFINED in MAP-TS-Code : 41

teleservice.....identifier of [3] TeleserviceCode
DEFINED in MAP-CommonDataTypes : 381

teleservice.....identifier of Ext-TeleserviceCode
DEFINED in MAP-GR-DataTypes : 50

TeleserviceCode.....type reference OCTET STRING
DEFINED in MAP-TS-Code : 11
USED in MAP-CommonDataTypes : 57 381
USED in MAP-TS-Code : 38 40 41 42 44 45 46 48 49
50 51 55 58 67 69 70 72 73
74 75 76 77 78 79 80 81 82
83 84 85 86 87

teleserviceList.....identifier of [6] TeleserviceList
DEFINED in MAP-MS-DataTypes : 417

TeleserviceList.....type reference SEQUENCE OF
DEFINED in MAP-MS-DataTypes : 441
USED in MAP-MS-DataTypes : 417 722

teleserviceList.....identifier of [1] TeleserviceList
DEFINED in MAP-MS-DataTypes : 722

VALUE teleserviceNotProvisioned.....value reference TeleserviceNotProvisioned, CHOICE
DEFINED in MAP-Protocol : 324



TeleserviceNotProvisioned.....type reference ERROR  
DEFINED in MAP-Errors : 226

PAGE 77 TAG R4.70 Cross Reference Listing for MAP-Protocol 2000-04-07 13:15:50

USED in MAP-Protocol : 122 324
USED in MAP-CallHandlingOperat : 36 88
USED in MAP-SupplementaryServi : 38 98 115 132 152 170
USED in MAP-ShortMessageServic : 35 78
USED in MAP-Errors : 33
teleservNotProvParam.....identifier of TeleservNotProvParam
DEFINED in MAP-Errors : 228
TeleservNotProvParam.....type reference SEQUENCE
DEFINED in MAP-ER-DataTypes : 220
USED in MAP-Errors : 111 228
USED in MAP-ER-DataTypes : 31
temporaryDefaultAllowed.....identifier of Named Number, 2
DEFINED in MAP-SS-DataTypes : 171
temporaryDefaultRestricted.....identifier of Named Number, 1
DEFINED in MAP-SS-DataTypes : 170
termAttemptAuthorized.....identifier of Named Number, 12
DEFINED in MAP-CH-DataTypes : 283
tif-CSI.....identifier of [3] NULL
DEFINED in MAP-MS-DataTypes : 787
tmsi.....identifier of TMSI
DEFINED in MAP-MobileServiceOpera : 169
TMSI.....type reference OCTET STRING
DEFINED in MAP-CommonDataTypes : 267
USED in MAP-MobileServiceOpera : 124 169
USED in MAP-CommonDataTypes : 28 271
tmsi.....identifier of [1] TMSI
DEFINED in MAP-CommonDataTypes : 271
tooManyZoneCodes.....identifier of Named Number, 1
DEFINED in MAP-MS-DataTypes : 734
traceReference.....identifier of [1] TraceReference
DEFINED in MAP-OM-DataTypes : 38
TraceReference.....type reference OCTET STRING
DEFINED in MAP-OM-DataTypes : 44
USED in MAP-OM-DataTypes : 38 56
traceReference.....identifier of [1] TraceReference
DEFINED in MAP-OM-DataTypes : 56
traceType.....identifier of [2] TraceType
DEFINED in MAP-OM-DataTypes : 39
TraceType.....type reference INTEGER
DEFINED in MAP-OM-DataTypes : 46
USED in MAP-OM-DataTypes : 39
tracingBufferFull.....value reference TracingBufferFull, CHOICE VALUE
DEFINED in MAP-Protocol : 338
TracingBufferFull.....type reference ERROR
DEFINED in MAP-Errors : 242
USED in MAP-Protocol : 125 338
USED in MAP-OperationAndMainte : 29 62
USED in MAP-Errors : 40
tracingBufferFullParam.....identifier of TracingBufferFullParam
DEFINED in MAP-Errors : 244
TracingBufferFullParam.....type reference SEQUENCE
DEFINED in MAP-ER-DataTypes : 224
USED in MAP-Errors : 112 244
USED in MAP-ER-DataTypes : 32
TransactionID.....type reference OCTET STRING
DEFINED in TCAPMessages : 100
USED in TCAPMessages : 47 97 98
transferToThirdParty.....value reference SS-Code, '11000011'B
DEFINED in MAP-SS-Code : 177

translatedB-Number.....identifier of [3] ISDN-AddressString

TAG R4.70 Cross Reference Listing for MAP-Protocol 2000-04-07 13:15:50  
PAGE 78

DEFINED in MAP-CH-DataTypes : 399

translatedB-Number.....identifier of [1] ISDN-AddressString  
DEFINED in MAP-SS-DataTypes : 287

T-BcsmCamelTDPData.....type reference SEQUENCE  
DEFINED in MAP-CH-DataTypes : 274  
USED in MAP-CH-DataTypes : 268

t-BcsmCamelTDPDataList.....identifier of T-BcsmCamelTDPDataList  
DEFINED in MAP-CH-DataTypes : 261

T-BcsmCamelTDPDataList.....type reference SEQUENCE OF  
DEFINED in MAP-CH-DataTypes : 267  
USED in MAP-CH-DataTypes : 261

t-BcsmTriggerDetectionPoint.....identifier of T-BcsmTriggerDetectionPoint  
DEFINED in MAP-CH-DataTypes : 275

T-BcsmTriggerDetectionPoint.....type reference ENUMERATED  
DEFINED in MAP-CH-DataTypes : 282  
USED in MAP-CH-DataTypes : 275

t-CSI.....identifier of [0] T-CSI  
DEFINED in MAP-CH-DataTypes : 253

T-CSI.....type reference SEQUENCE  
DEFINED in MAP-CH-DataTypes : 260  
USED in MAP-CH-DataTypes : 253

udubFromBusyMS.....identifier of Named Number, 5  
DEFINED in MAP-CH-DataTypes : 416

udubFromFreeMS.....identifier of Named Number, 4  
DEFINED in MAP-CH-DataTypes : 415

unauthorisedMessageOriginator.....identifier of [1] NULL  
DEFINED in MAP-ER-DataTypes : 105

unauthorizedLCSCClient.....value reference UnauthorizedLCSCClient, CHOICE VALUE  
DEFINED in MAP-Protocol : 389

UnauthorizedLCSCClient.....type reference ERROR  
DEFINED in MAP-Errors : 381  
USED in MAP-Protocol : 156 389  
USED in MAP-LocationServiceOpe : 30 81  
USED in MAP-Errors : 81

unauthorizedLCSCClient-Diagnostic.....identifier of [0] UnauthorizedLCSCClient-Diagnostic  
DEFINED in MAP-ER-DataTypes : 301

UnauthorizedLCSCClient-Diagnostic.....type reference ENUMERATED  
DEFINED in MAP-ER-DataTypes : 305  
USED in MAP-ER-DataTypes : 301

unauthorizedLCSCClient-Param.....identifier of UnauthorizedLCSCClient-Param  
DEFINED in MAP-Errors : 383

UnauthorizedLCSCClient-Param.....type reference SEQUENCE  
DEFINED in MAP-ER-DataTypes : 300  
USED in MAP-Errors : 132 383  
USED in MAP-ER-DataTypes : 50

unauthorizedRequestingNetwork.....value reference UnauthorizedRequestingNetwork, CHOICE  
VALUE  
DEFINED in MAP-Protocol : 388

UnauthorizedRequestingNetwork.....type reference ERROR  
DEFINED in MAP-Errors : 376  
USED in MAP-Protocol : 155 388  
USED in MAP-LocationServiceOpe : 29 64 80 95  
USED in MAP-Errors : 80

unauthorizedRequestingNetwork-Param.....identifier of UnauthorizedRequestingNetwork-Param  
DEFINED in MAP-Errors : 378

UnauthorizedRequestingNetwork-Param.....type reference SEQUENCE  
DEFINED in MAP-ER-DataTypes : 296  
USED in MAP-Errors : 131 378  
USED in MAP-ER-DataTypes : 49

undetermined.....identifier of Named Number, 0  
DEFINED in MAP-ER-DataTypes : 125

```

unexpectedDataParam.....identifier of UnexpectedDataParam
  DEFINED in MAP-Errors      : 158

UnexpectedDataParam.....type reference SEQUENCE
  DEFINED in MAP-ER-DataTypes : 175
  USED in MAP-Errors         : 102 158
  USED in MAP-ER-DataTypes   : 22

unexpectedDataValue.....value reference UnexpectedDataValue, CHOICE VALUE
  DEFINED in MAP-Protocol    : 302

UnexpectedDataValue.....type reference ERROR
  DEFINED in MAP-Errors      : 156
  USED in MAP-Protocol       : 111 302
  USED in MAP-MobileServiceOpera : 71 142 154 164 185 198 211 224 246
  USED in MAP-OperationAndMainte : 25 59 73 84
  USED in MAP-CallHandlingOperat : 30 82 104 119 130 142 154 168 177
  USED in MAP-SupplementaryServi : 35 96 113 130 150 168 183 196 210
  USED in MAP-ShortMessageServic : 225 248 259 276
  USED in MAP-ShortMessageServic : 29 75 90 103 120 131 145
  USED in MAP-Group-Call-Operati : 25 54
  USED in MAP-LocationServiceOpe : 25 60 74 92
  USED in MAP-Errors         : 16

unexpectedError.....identifier of Named Number, 3
  DEFINED in TCAPMessages    : 199

unexpectedLinkedOperation.....identifier of Named Number, 7
  DEFINED in TCAPMessages    : 190

unidentifiedSubParam.....identifier of UnidentifiedSubParam
  DEFINED in MAP-Errors      : 195

UnidentifiedSubParam.....type reference SEQUENCE
  DEFINED in MAP-ER-DataTypes : 204
  USED in MAP-Errors         : 106 195
  USED in MAP-ER-DataTypes   : 27

unidentifiedSubscriber.....value reference UnidentifiedSubscriber, CHOICE VALUE
  DEFINED in MAP-Protocol    : 313

UnidentifiedSubscriber.....type reference ERROR
  DEFINED in MAP-Errors      : 193
  USED in MAP-Protocol       : 116 313
  USED in MAP-MobileServiceOpera : 74 174 288 299
  USED in MAP-OperationAndMainte : 28 61 75
  USED in MAP-CallHandlingOperat : 47 153
  USED in MAP-ShortMessageServic : 32 105
  USED in MAP-LocationServiceOpe : 34 76
  USED in MAP-Errors         : 25

unidirectional.....identifier of [APPLICATION 1] IMPLICIT Unidirectional
  DEFINED in TCAPMessages    : 52

Unidirectional.....type reference SEQUENCE
  DEFINED in TCAPMessages    : 58
  USED in TCAPMessages       : 52

universal.....value reference SS-Code, '10110001'B
  DEFINED in MAP-SS-Code     : 159

unknownAlphabet.....value reference UnknownAlphabet, CHOICE VALUE
  DEFINED in MAP-Protocol    : 369

UnknownAlphabet.....type reference ERROR
  DEFINED in MAP-Errors      : 323
  USED in MAP-Protocol       : 141 369
  USED in MAP-SupplementaryServi : 48 184 200 214
  USED in MAP-Errors         : 62

unknownEquipment.....value reference UnknownEquipment, CHOICE VALUE
  DEFINED in MAP-Protocol    : 314

UnknownEquipment.....type reference ERROR
  DEFINED in MAP-Errors      : 199
  USED in MAP-Protocol       : 117 314
  USED in MAP-MobileServiceOpera : 75 275
  USED in MAP-Errors         : 26

```

unknownMSC.....value reference UnknownMSC, CHOICE VALUE

TAG R4.70 Cross Reference Listing for MAP-Protocol 2000-04-07 13:15:50  
PAGE 80

DEFINED in MAP-Protocol : 312

UnknownMSC.....type reference ERROR  
 DEFINED in MAP-Errors : 191  
 USED in MAP-Protocol : 115 312  
 USED in MAP-MobileServiceOpera : 73 248  
 USED in MAP-Errors : 24

unknownOrUnreachableLCSClient.....value reference UnknownOrUnreachableLCSClient, CHOICE  
 VALUE  
 DEFINED in MAP-Protocol : 391

UnknownOrUnreachableLCSClient.....type reference ERROR  
 DEFINED in MAP-Errors : 391  
 USED in MAP-Protocol : 158 391  
 USED in MAP-LocationServiceOpe : 33 96  
 USED in MAP-Errors : 83

unknownOrUnreachableLCSClient-Param....identifier of UnknownOrUnreachableLCSClient-Param  
 DEFINED in MAP-Errors : 393

UnknownOrUnreachableLCSClient-Param....type reference SEQUENCE  
 DEFINED in MAP-ER-DataTypes : 332  
 USED in MAP-Errors : 134 393  
 USED in MAP-ER-DataTypes : 52

unknownServiceCentre.....identifier of Named Number, 3  
 DEFINED in MAP-ER-DataTypes : 134

unknownSubscriber.....value reference UnknownSubscriber, CHOICE VALUE  
 DEFINED in MAP-Protocol : 310

UnknownSubscriber.....type reference ERROR  
 DEFINED in MAP-Errors : 180  
 USED in MAP-Protocol : 113 310  
 USED in MAP-MobileServiceOpera : 72 143 165 186 212 263 318 332 346  
 360  
 USED in MAP-OperationAndMainte : 27 85  
 USED in MAP-CallHandlingOperat : 33 85 166  
 USED in MAP-SupplementaryServi : 36 249  
 USED in MAP-ShortMessageServic : 31 77 121 147  
 USED in MAP-LocationServiceOpe : 27 62 94  
 USED in MAP-Errors : 22

unknownSubscriberDiagnostic.....identifier of UnknownSubscriberDiagnostic  
 DEFINED in MAP-ER-DataTypes : 190

UnknownSubscriberDiagnostic.....type reference ENUMERATED  
 DEFINED in MAP-ER-DataTypes : 192  
 USED in MAP-ER-DataTypes : 190

unknownSubscriberParam.....identifier of UnknownSubscriberParam  
 DEFINED in MAP-Errors : 182

UnknownSubscriberParam.....type reference SEQUENCE  
 DEFINED in MAP-ER-DataTypes : 187  
 USED in MAP-Errors : 104 182  
 USED in MAP-ER-DataTypes : 25

unrecognizedComponent.....identifier of Named Number, 0  
 DEFINED in TCAPMessages : 179

unrecognizedError.....identifier of Named Number, 2  
 DEFINED in TCAPMessages : 198

unrecognizedInvokeID.....identifier of Named Number, 0  
 DEFINED in TCAPMessages : 192

unrecognizedInvokeID.....identifier of Named Number, 0  
 DEFINED in TCAPMessages : 196

unrecognizedLinkedID.....identifier of Named Number, 5  
 DEFINED in TCAPMessages : 188

unrecognizedMessageType.....identifier of Named Number, 0  
 DEFINED in TCAPMessages : 103

unrecognizedOperation.....identifier of Named Number, 1  
 DEFINED in TCAPMessages : 184



unrecognizedTransactionID.....identifier of Named Number, 1  
DEFINED in TCAPMessages : 104

TAG R4.70 Cross Reference Listing for MAP-Protocol 2000-04-07 13:15:50  
PAGE 81

```

unstructuredSS-Notify.....value reference UnstructuredSS-Notify, CHOICE VALUE
  DEFINED in MAP-Protocol      :    237

UnstructuredSS-Notify.....type reference OPERATION
  DEFINED in MAP-SupplementaryServi :    203
  USED in MAP-Protocol           :    69    237
  USED in MAP-SupplementaryServi :    20

unstructuredSS-Request.....value reference UnstructuredSS-Request, CHOICE VALUE
  DEFINED in MAP-Protocol      :    236

UnstructuredSS-Request.....type reference OPERATION
  DEFINED in MAP-SupplementaryServi :    187
  USED in MAP-Protocol           :    68    236
  USED in MAP-SupplementaryServi :    19

updateGprsLocation.....value reference UpdateGprsLocation, CHOICE VALUE
  DEFINED in MAP-Protocol      :    277

UpdateGprsLocation.....type reference OPERATION
  DEFINED in MAP-MobileServiceOpera :    178
  USED in MAP-Protocol           :    16    277
  USED in MAP-MobileServiceOpera :    21

updateGprsLocationArg.....identifier of UpdateGprsLocationArg
  DEFINED in MAP-MobileServiceOpera :    180

UpdateGprsLocationArg.....type reference SEQUENCE
  DEFINED in MAP-MS-DataTypes      :    237
  USED in MAP-MobileServiceOpera   :    93    180
  USED in MAP-MS-DataTypes        :    23

updateGprsLocationRes.....identifier of UpdateGprsLocationRes
  DEFINED in MAP-MobileServiceOpera :    182

UpdateGprsLocationRes.....type reference SEQUENCE
  DEFINED in MAP-MS-DataTypes      :    253
  USED in MAP-MobileServiceOpera   :    94    182
  USED in MAP-MS-DataTypes        :    24

updateLocation.....value reference UpdateLocation, CHOICE VALUE
  DEFINED in MAP-Protocol      :    168

UpdateLocation.....type reference OPERATION
  DEFINED in MAP-MobileServiceOpera :    134
  USED in MAP-Protocol           :    12    168
  USED in MAP-MobileServiceOpera :    15

updateLocationArg.....identifier of UpdateLocationArg
  DEFINED in MAP-MobileServiceOpera :    136

UpdateLocationArg.....type reference SEQUENCE
  DEFINED in MAP-MS-DataTypes      :    161
  USED in MAP-MobileServiceOpera   :    86    136
  USED in MAP-MS-DataTypes        :    16

updateLocationRes.....identifier of UpdateLocationRes
  DEFINED in MAP-MobileServiceOpera :    138

UpdateLocationRes.....type reference SEQUENCE
  DEFINED in MAP-MS-DataTypes      :    178
  USED in MAP-MobileServiceOpera   :    87    138
  USED in MAP-MS-DataTypes        :    17

updateProcedure.....identifier of Named Number, 0
  DEFINED in MAP-MS-DataTypes      :    192

uplinkFree.....identifier of [3] NULL
  DEFINED in MAP-GR-DataTypes      :    57

uplinkRejectCommand.....identifier of [2] NULL
  DEFINED in MAP-GR-DataTypes      :    79

uplinkReleaseCommand.....identifier of [4] NULL
  DEFINED in MAP-GR-DataTypes      :    81

uplinkReleaseIndication.....identifier of [1] NULL
  DEFINED in MAP-GR-DataTypes      :    78

uplinkReleaseIndication.....identifier of [1] NULL

```

DEFINED in MAP-GR-DataTypes : 87

```

uplinkRequest.....identifier of [0] NULL
  DEFINED in MAP-GR-DataTypes      :      86

uplinkRequestAck.....identifier of [0] NULL
  DEFINED in MAP-GR-DataTypes      :      77

uplinkSeizedCommand.....identifier of [3] NULL
  DEFINED in MAP-GR-DataTypes      :      80

ussd-Arg.....identifier of USSD-Arg
  DEFINED in MAP-SupplementaryServi :    177

ussd-Arg.....identifier of USSD-Arg
  DEFINED in MAP-SupplementaryServi :    189

ussd-Arg.....identifier of USSD-Arg
  DEFINED in MAP-SupplementaryServi :    205

USSD-Arg.....type reference SEQUENCE
  DEFINED in MAP-SS-DataTypes      :    210
  USED in MAP-SupplementaryServi   :    64   177   189   205
  USED in MAP-SS-DataTypes         :    20

ussd-Busy.....value reference USSD-Busy, CHOICE VALUE
  DEFINED in MAP-Protocol           :    370

USSD-Busy.....type reference ERROR
  DEFINED in MAP-Errors             :    325
  USED in MAP-Protocol              :    142   370
  USED in MAP-SupplementaryServi    :    49   201   215
  USED in MAP-Errors                :    63

ussd-DataCodingScheme.....identifier of USSD-DataCodingScheme
  DEFINED in MAP-SS-DataTypes       :    211

ussd-DataCodingScheme.....identifier of USSD-DataCodingScheme
  DEFINED in MAP-SS-DataTypes       :    218

USSD-DataCodingScheme.....type reference OCTET STRING
  DEFINED in MAP-SS-DataTypes       :    222
  USED in MAP-SS-DataTypes          :    22   211   218
  USED in MAP-LCS-DataTypes         :    44   119

ussd-Res.....identifier of USSD-Res
  DEFINED in MAP-SupplementaryServi :    179

ussd-Res.....identifier of USSD-Res
  DEFINED in MAP-SupplementaryServi :    191

USSD-Res.....type reference SEQUENCE
  DEFINED in MAP-SS-DataTypes       :    217
  USED in MAP-SupplementaryServi    :    65   179   191
  USED in MAP-SS-DataTypes         :    21

ussd-String.....identifier of USSD-String
  DEFINED in MAP-SS-DataTypes       :    212

ussd-String.....identifier of USSD-String
  DEFINED in MAP-SS-DataTypes       :    219

USSD-String.....type reference OCTET STRING
  DEFINED in MAP-SS-DataTypes       :    227
  USED in MAP-SS-DataTypes          :    23   212   219
  USED in MAP-LCS-DataTypes         :    45   128

uui.....identifier of [1] UUI
  DEFINED in MAP-CH-DataTypes       :    221

UUI.....type reference OCTET STRING
  DEFINED in MAP-CH-DataTypes       :    229
  USED in MAP-CH-DataTypes         :    221

uuIndicator.....identifier of [0] UUIndicator
  DEFINED in MAP-CH-DataTypes       :    220

UUIndicator.....type reference OCTET STRING
  DEFINED in MAP-CH-DataTypes       :    226
  USED in MAP-CH-DataTypes         :    220

uus1.....value reference SS-Code, '10000001'B

```

DEFINED in MAP-SS-Code : 108

PAGE 83 TAG R4.70 Cross Reference Listing for MAP-Protocol 2000-04-07 13:15:50

uus2.....value reference SS-Code, '1000010'B
DEFINED in MAP-SS-Code : 110
uus3.....value reference SS-Code, '1000011'B
DEFINED in MAP-SS-Code : 112
uusCFInteraction.....identifier of [2] NULL
DEFINED in MAP-CH-DataTypes : 222
uu-Data.....identifier of [10] UU-Data
DEFINED in MAP-CH-DataTypes : 215
UU-Data.....type reference SEQUENCE
DEFINED in MAP-CH-DataTypes : 219
USED in MAP-CH-DataTypes : 215
valueAddedServices.....identifier of Named Number, 1
DEFINED in MAP-LCS-DataTypes : 109
VBSDataList.....type reference SEQUENCE OF
DEFINED in MAP-MS-DataTypes : 979
USED in MAP-MS-DataTypes : 424
vbsGroupIndication.....identifier of [7] NULL
DEFINED in MAP-MS-DataTypes : 746
vbsSubscriptionData.....identifier of [11] VBSDataList
DEFINED in MAP-MS-DataTypes : 424
verticalCoordinateRequest.....identifier of [1] NULL
DEFINED in MAP-LCS-DataTypes : 139
vertical-accuracy.....identifier of [2] Vertical-Accuracy
DEFINED in MAP-LCS-DataTypes : 140
Vertical-Accuracy.....type reference OCTET STRING
DEFINED in MAP-LCS-DataTypes : 149
USED in MAP-LCS-DataTypes : 140
VGCSDataList.....type reference SEQUENCE OF
DEFINED in MAP-MS-DataTypes : 982
USED in MAP-MS-DataTypes : 425
vgcsGroupIndication.....identifier of [8] NULL
DEFINED in MAP-MS-DataTypes : 747
vgcsSubscriptionData.....identifier of [12] VGCSDataList
DEFINED in MAP-MS-DataTypes : 425
vlr.....identifier of Named Number, 2
DEFINED in MAP-CommonDataTypes : 307
vlrCamelSubscriptionInfo.....identifier of [13] VlrCamelSubscriptionInfo
DEFINED in MAP-MS-DataTypes : 426
VlrCamelSubscriptionInfo.....type reference SEQUENCE
DEFINED in MAP-MS-DataTypes : 781
USED in MAP-MS-DataTypes : 426
vlr-Capability.....identifier of [6] VLR-Capability
DEFINED in MAP-MS-DataTypes : 169
VLR-Capability.....type reference SEQUENCE
DEFINED in MAP-MS-DataTypes : 171
USED in MAP-MS-DataTypes : 169 969
vlr-Capability.....identifier of [6] VLR-Capability
DEFINED in MAP-MS-DataTypes : 969
vlr-Number.....identifier of ISDN-AddressString
DEFINED in MAP-MS-DataTypes : 165
vlr-Number.....identifier of [0] ISDN-AddressString
DEFINED in MAP-MS-DataTypes : 204
vlr-number.....identifier of [1] ISDN-AddressString
DEFINED in MAP-MS-DataTypes : 1033
vmsc.....identifier of Named Number, 5
DEFINED in MAP-CommonDataTypes : 310

vmsc-Address.....identifier of [2] ISDN-AddressString

TAG R4.70 Cross Reference Listing for MAP-Protocol 2000-04-07 13:15:50  
PAGE 84

```

DEFINED in MAP-CH-DataTypes      :      142

voiceBroadcastCall.....value reference TeleserviceCode, '10010010'B
  DEFINED in MAP-TS-Code          :         70

VoiceBroadcastData.....type reference SEQUENCE
  DEFINED in MAP-MS-DataTypes     :        994
  USED in MAP-MS-DataTypes       :        980

voiceGroupCall.....value reference TeleserviceCode, '10010001'B
  DEFINED in MAP-TS-Code          :         69

VoiceGroupCallData.....type reference SEQUENCE
  DEFINED in MAP-MS-DataTypes     :        989
  USED in MAP-MS-DataTypes       :        983

vplmnAddressAllowed.....identifier of [19] NULL
  DEFINED in MAP-MS-DataTypes     :        343

whiteListed.....identifier of Named Number, 0
  DEFINED in MAP-MS-DataTypes     :        287

ZoneCode.....type reference OCTET STRING
  DEFINED in MAP-MS-DataTypes     :        716
  USED in MAP-MS-DataTypes       :        714 745

ZoneCodeList.....type reference SEQUENCE OF
  DEFINED in MAP-MS-DataTypes     :        713
  USED in MAP-MS-DataTypes       :         49 423

zoneCodesConflict.....identifier of Named Number, 2
  DEFINED in MAP-MS-DataTypes     :        735

```



## Annex B (informative): Fully expanded ASN.1 sources for abstract syntaxes of MAP

Annex B is not part of the standard, it is included for information purposes only.

For every (Value)Assignment in the root ASN.1 module all the used defined types and defined values, which are defined within the ASN.1 module or imported from ASN.1 modules, are replaced by the constructs this type or value is composed of.

The fully expanded ASN.1 root module is itself a correct and equivalent representation of the MAP-Protocol.

It allows to see at all the parameters, including all nested ones for a specific operationcode or errorcode at once.

Note that for those operations which use a result without parameters the keyword RESULT is not shown. Empty results are only defined in the ASN.1 description in clause 17.

### B.1 Fully Expanded ASN.1 Source of MAP-Protocol/TCAPMessages

```
--          Expanded ASN1 Module 'MAP-Protocol'
--SIEMENS ASN.1 Compiler      R4.70  (47-00-02)
--          Date: 2000-04-07 Time: 13:15:50

MAP-Protocol{ 0 identified-organization (4) etsi (0) mobileDomain (0) gsm-Network (1) modules (3)
map-Protocol (4) version5 (5) }

DEFINITIONS
 ::=
BEGIN

updateLocation OPERATION
  ARGUMENT
    updateLocationArg SEQUENCE {
      imsi                OCTET STRING ( SIZE (3 .. 8) ),
      msc-Number          [1] IMPLICIT OCTET STRING ( SIZE (1 .. 9) ),
      vlr-Number          OCTET STRING ( SIZE (1 .. 9) ),
      lmsi                [10] IMPLICIT OCTET STRING ( SIZE (4) ) OPTIONAL,
      extensionContainer SEQUENCE {
        privateExtensionList [0] IMPLICIT SEQUENCE ( SIZE (1 .. 10) ) OF
          SEQUENCE {
            extId          MAP-EXTENSION .&extensionId ( {
              ... } ) ,
            extType        MAP-EXTENSION .&ExtensionType ( {
              ... } { @extId } ) OPTIONAL} OPTIONAL,
            pcs-Extensions [1] IMPLICIT SEQUENCE {
              ... } OPTIONAL,
            ... } OPTIONAL,
        ... ,
        vlr-Capability    [6] IMPLICIT SEQUENCE {
          supportedCamelPhases [0] IMPLICIT BIT STRING {
            phase1 (0) ,
            phase2 (1) } ( SIZE (1 .. 16) ) OPTIONAL,
          extensionContainer SEQUENCE {
            privateExtensionList [0] IMPLICIT SEQUENCE ( SIZE (1 .. 10) ) OF
              SEQUENCE {
                extId          MAP-EXTENSION .&extensionId ( {
                  ... } ) ,
                extType        MAP-EXTENSION .&ExtensionType ( {
                  ... } { @extId } ) OPTIONAL} OPTIONAL,
                pcs-Extensions [1] IMPLICIT SEQUENCE {
```

```

        ... } OPTIONAL,
        ... } OPTIONAL,
        ... ,
        solsaSupportIndicator [2] IMPLICIT NULL OPTIONAL} OPTIONAL}
RESULT
updateLocationRes SEQUENCE {
    hlr-Number OCTET STRING ( SIZE ( 1 .. 9 ) ),
    extensionContainer SEQUENCE {
        privateExtensionList [0] IMPLICIT SEQUENCE ( SIZE ( 1 .. 10 ) ) OF
        SEQUENCE {
            extId MAP-EXTENSION .&extensionId ( {
                '...' ) ,
            extType MAP-EXTENSION .&ExtensionType ( {
                '...' { @extId } ) OPTIONAL} OPTIONAL,
        pcs-Extensions [1] IMPLICIT SEQUENCE {
            ... } OPTIONAL,
            ... } OPTIONAL,
        ... }
ERRORS {
-- systemFailure -- localValue : 34,
-- dataMissing -- localValue : 35,
-- unexpectedDataValue -- localValue : 36,
-- unknownSubscriber -- localValue : 1,
-- roamingNotAllowed -- localValue : 8}
 ::= localValue : 2

```

```

cancelLocation OPERATION
ARGUMENT
cancelLocationArg [3] IMPLICIT SEQUENCE {
    identity CHOICE {
        imsi OCTET STRING ( SIZE ( 3 .. 8 ) ),
        imsi-WithLMSI SEQUENCE {
            imsi OCTET STRING ( SIZE ( 3 .. 8 ) ),
            lmsi OCTET STRING ( SIZE ( 4 ) ),
            ... }},
    cancellationType ENUMERATED {
        updateProcedure ( 0 ),
        subscriptionWithdraw ( 1 ),
        ... } OPTIONAL,
    extensionContainer SEQUENCE {
        privateExtensionList [0] IMPLICIT SEQUENCE ( SIZE ( 1 .. 10 ) ) OF
        SEQUENCE {
            extId MAP-EXTENSION .&extensionId ( {
                '...' ) ,
            extType MAP-EXTENSION .&ExtensionType ( {
                '...' { @extId } ) OPTIONAL} OPTIONAL,
        pcs-Extensions [1] IMPLICIT SEQUENCE {
            ... } OPTIONAL,
            ... } OPTIONAL,
        ... }
RESULT
cancelLocationRes SEQUENCE {
    extensionContainer SEQUENCE {
        privateExtensionList [0] IMPLICIT SEQUENCE ( SIZE ( 1 .. 10 ) ) OF
        SEQUENCE {
            extId MAP-EXTENSION .&extensionId ( {
                '...' ) ,
            extType MAP-EXTENSION .&ExtensionType ( {
                '...' { @extId } ) OPTIONAL} OPTIONAL,
        pcs-Extensions [1] IMPLICIT SEQUENCE {
            ... } OPTIONAL,
            ... } OPTIONAL,
        ... }
ERRORS {
-- dataMissing -- localValue : 35,
-- unexpectedDataValue -- localValue : 36}
 ::= localValue : 3

```

```

purgeMS OPERATION
ARGUMENT
purgeMS-Arg [3] IMPLICIT SEQUENCE {
    imsi OCTET STRING ( SIZE ( 3 .. 8 ) ),
    vlr-Number [0] IMPLICIT OCTET STRING ( SIZE ( 1 .. 9 ) ) OPTIONAL,
    sgsn-Number [1] IMPLICIT OCTET STRING ( SIZE ( 1 .. 9 ) ) OPTIONAL,
    extensionContainer SEQUENCE {
        privateExtensionList [0] IMPLICIT SEQUENCE ( SIZE ( 1 .. 10 ) ) OF
        SEQUENCE {

```

```

        extId      MAP-EXTENSION .&extensionId ( {
            '...' ) ,
        extType    MAP-EXTENSION .&ExtensionType ( {
            '...' { @extId } ) OPTIONAL} OPTIONAL,
    pcs-Extensions [1] IMPLICIT SEQUENCE {
        ... } OPTIONAL,
        ... } OPTIONAL,
    ... }
RESULT
    purgeMS-Res SEQUENCE {
        freezeTMSI      [0] IMPLICIT NULL OPTIONAL,
        freezeP-TMSI    [1] IMPLICIT NULL OPTIONAL,
        extensionContainer SEQUENCE {
            privateExtensionList [0] IMPLICIT SEQUENCE ( SIZE ( 1 .. 10 ) ) OF
                SEQUENCE {
                    extId      MAP-EXTENSION .&extensionId ( {
                        '...' ) ,
                    extType    MAP-EXTENSION .&ExtensionType ( {
                        '...' { @extId } ) OPTIONAL} OPTIONAL,
                pcs-Extensions [1] IMPLICIT SEQUENCE {
                    ... } OPTIONAL,
                    ... } OPTIONAL,
                ... }
        ... }
    ERRORS {
        -- dataMissing -- localValue : 35,
        -- unexpectedDataValue -- localValue : 36,
        -- unknownSubscriber -- localValue : 1}
    ::= localValue : 67

sendIdentification OPERATION
    ARGUMENT
        tmsi      OCTET STRING ( SIZE ( 1 .. 4 ) )
    RESULT
        sendIdentificationRes SEQUENCE {
            imsi      OCTET STRING ( SIZE ( 3 .. 8 ) ),
            authenticationSetList SEQUENCE ( SIZE ( 1 .. 5 ) ) OF
                SEQUENCE {
                    rand      OCTET STRING ( SIZE ( 16 ) ),
                    sres      OCTET STRING ( SIZE ( 4 ) ),
                    kc      OCTET STRING ( SIZE ( 8 ) ),
                    ... } OPTIONAL,
            ... }
    ERRORS {
        -- dataMissing -- localValue : 35,
        -- unidentifiedSubscriber -- localValue : 5}
    ::= localValue : 55

prepareHandover OPERATION
    ARGUMENT
        prepareHO-Arg SEQUENCE {
            targetCellId      OCTET STRING ( SIZE ( 5 .. 7 ) ) OPTIONAL,
            ho-NumberNotRequired NULL OPTIONAL,
            bss-APDU          SEQUENCE {
                protocolId      ENUMERATED {
                    gsm-0408      ( 1 ),
                    gsm-0806      ( 2 ),
                    gsm-BSSMAP     ( 3 ),
                    ets-300102-1  ( 4 )},
                signalInfo      OCTET STRING ( SIZE ( 1 .. 200 ) ),
                extensionContainer SEQUENCE {
                    privateExtensionList [0] IMPLICIT SEQUENCE ( SIZE ( 1 .. 10 ) ) OF
                        SEQUENCE {
                            extId      MAP-EXTENSION .&extensionId ( {
                                '...' ) ,
                            extType    MAP-EXTENSION .&ExtensionType ( {
                                '...' { @extId } ) OPTIONAL} OPTIONAL,
                            pcs-Extensions [1] IMPLICIT SEQUENCE {
                                ... } OPTIONAL,
                                ... } OPTIONAL,
                            ... } OPTIONAL,
                            ... }
                ... }
        ... }
    RESULT
        prepareHO-Res SEQUENCE {
            handoverNumber      OCTET STRING ( SIZE ( 1 .. 9 ) ) OPTIONAL,
            bss-APDU          SEQUENCE {
                protocolId      ENUMERATED {
                    gsm-0408      ( 1 ),

```

```

        gsm-0806      ( 2 ),
        gsm-BSSMAP   ( 3 ),
        ets-300102-1 ( 4 )},
    signalInfo      OCTET STRING ( SIZE ( 1 .. 200 ) ),
    extensionContainer SEQUENCE {
        privateExtensionList [0] IMPLICIT SEQUENCE ( SIZE ( 1 .. 10 ) ) OF
            SEQUENCE {
                extId      MAP-EXTENSION .&extensionId ( {
                    '...' ) ,
                extType    MAP-EXTENSION .&ExtensionType ( {
                    '...' { @extId } ) OPTIONAL} OPTIONAL,
        pcs-Extensions   [1] IMPLICIT SEQUENCE {
            ... } OPTIONAL,
            ... } OPTIONAL,
            ... } OPTIONAL,
        ... }
    ERRORS {
        -- systemFailure -- localValue : 34,
        -- dataMissing -- localValue : 35,
        -- unexpectedDataValue -- localValue : 36,
        -- noHandoverNumberAvailable -- localValue : 25}
    ::= localValue : 68

```

```

sendEndSignal OPERATION
ARGUMENT
    bss-APDU SEQUENCE {
        protocolId ENUMERATED {
            gsm-0408 ( 1 ),
            gsm-0806 ( 2 ),
            gsm-BSSMAP ( 3 ),
            ets-300102-1 ( 4 )},
        signalInfo OCTET STRING ( SIZE ( 1 .. 200 ) ),
        extensionContainer SEQUENCE {
            privateExtensionList [0] IMPLICIT SEQUENCE ( SIZE ( 1 .. 10 ) ) OF
                SEQUENCE {
                    extId      MAP-EXTENSION .&extensionId ( {
                        '...' ) ,
                    extType    MAP-EXTENSION .&ExtensionType ( {
                        '...' { @extId } ) OPTIONAL} OPTIONAL,
            pcs-Extensions   [1] IMPLICIT SEQUENCE {
                ... } OPTIONAL,
                ... } OPTIONAL,
                ... }
        ... }
    ::= localValue : 29

```

```

processAccessSignalling OPERATION
ARGUMENT
    bss-APDU SEQUENCE {
        protocolId ENUMERATED {
            gsm-0408 ( 1 ),
            gsm-0806 ( 2 ),
            gsm-BSSMAP ( 3 ),
            ets-300102-1 ( 4 )},
        signalInfo OCTET STRING ( SIZE ( 1 .. 200 ) ),
        extensionContainer SEQUENCE {
            privateExtensionList [0] IMPLICIT SEQUENCE ( SIZE ( 1 .. 10 ) ) OF
                SEQUENCE {
                    extId      MAP-EXTENSION .&extensionId ( {
                        '...' ) ,
                    extType    MAP-EXTENSION .&ExtensionType ( {
                        '...' { @extId } ) OPTIONAL} OPTIONAL,
            pcs-Extensions   [1] IMPLICIT SEQUENCE {
                ... } OPTIONAL,
                ... } OPTIONAL,
                ... }
        ... }
    ::= localValue : 33

```

```

forwardAccessSignalling OPERATION
ARGUMENT
    bss-APDU SEQUENCE {
        protocolId ENUMERATED {
            gsm-0408 ( 1 ),
            gsm-0806 ( 2 ),
            gsm-BSSMAP ( 3 ),
            ets-300102-1 ( 4 )},
        signalInfo OCTET STRING ( SIZE ( 1 .. 200 ) ),
        extensionContainer SEQUENCE {

```

```

privateExtensionList [0] IMPLICIT SEQUENCE ( SIZE ( 1 .. 10 ) ) OF
  SEQUENCE {
    extId      MAP-EXTENSION .&extensionId ( {
      '...' ) ,
    extType    MAP-EXTENSION .&ExtensionType ( {
      '...' { @extId } ) OPTIONAL} OPTIONAL,
    pcs-Extensions [1] IMPLICIT SEQUENCE {
      ... } OPTIONAL,
    ... } OPTIONAL,
    ... }
 ::= localValue : 34

prepareSubsequentHandover OPERATION
ARGUMENT
  prepareSubsequentHO-Arg SEQUENCE {
    targetCellId      OCTET STRING ( SIZE ( 5 .. 7 ) ),
    targetMSC-Number  OCTET STRING ( SIZE ( 1 .. 9 ) ),
    bss-APDU          SEQUENCE {
      protocolId      ENUMERATED {
        gsm-0408      ( 1 ),
        gsm-0806      ( 2 ),
        gsm-BSSMAP    ( 3 ),
        ets-300102-1  ( 4 )},
      signalInfo      OCTET STRING ( SIZE ( 1 .. 200 ) ),
      extensionContainer SEQUENCE {
        privateExtensionList [0] IMPLICIT SEQUENCE ( SIZE ( 1 .. 10 ) ) OF
          SEQUENCE {
            extId      MAP-EXTENSION .&extensionId ( {
              '...' ) ,
            extType    MAP-EXTENSION .&ExtensionType ( {
              '...' { @extId } ) OPTIONAL} OPTIONAL,
            pcs-Extensions [1] IMPLICIT SEQUENCE {
              ... } OPTIONAL,
            ... } OPTIONAL,
            ... },
          ... }
    ... }
RESULT
  bss-APDU SEQUENCE {
    protocolId      ENUMERATED {
      gsm-0408      ( 1 ),
      gsm-0806      ( 2 ),
      gsm-BSSMAP    ( 3 ),
      ets-300102-1  ( 4 )},
    signalInfo      OCTET STRING ( SIZE ( 1 .. 200 ) ),
    extensionContainer SEQUENCE {
      privateExtensionList [0] IMPLICIT SEQUENCE ( SIZE ( 1 .. 10 ) ) OF
        SEQUENCE {
          extId      MAP-EXTENSION .&extensionId ( {
            '...' ) ,
          extType    MAP-EXTENSION .&ExtensionType ( {
            '...' { @extId } ) OPTIONAL} OPTIONAL,
          pcs-Extensions [1] IMPLICIT SEQUENCE {
            ... } OPTIONAL,
            ... } OPTIONAL,
            ... }
    ... }
ERRORS {
  -- unexpectedDataValue -- localValue : 36,
  -- dataMissing -- localValue : 35,
  -- unknownMSC -- localValue : 3,
  -- subsequentHandoverFailure -- localValue : 26}
 ::= localValue : 69

sendAuthenticationInfo OPERATION
ARGUMENT
  sendAuthenticationInfoArg OCTET STRING ( SIZE ( 3 .. 8 ) )
RESULT
  sendAuthenticationInfoRes SEQUENCE ( SIZE ( 1 .. 5 ) ) OF
    SEQUENCE {
      rand      OCTET STRING ( SIZE ( 16 ) ),
      sres      OCTET STRING ( SIZE ( 4 ) ),
      kc        OCTET STRING ( SIZE ( 8 ) ),
      ... }
ERRORS {
  -- systemFailure -- localValue : 34,
  -- dataMissing -- localValue : 35,
  -- unexpectedDataValue -- localValue : 36,
  -- unknownSubscriber -- localValue : 1}

```

::= localValue : 56

checkIMEI OPERATION

```

ARGUMENT
  imei          OCTET STRING ( SIZE ( 8 ) )
RESULT
  equipmentStatus ENUMERATED {
    whiteListed   ( 0 ),
    blackListed   ( 1 ),
    greyListed    ( 2 )}
ERRORS {
  -- systemFailure -- localValue : 34,
  -- dataMissing -- localValue : 35,
  -- unknownEquipment -- localValue : 7}
 ::= localValue : 43

```

insertSubscriberData OPERATION

```

ARGUMENT
  insertSubscriberDataArg SEQUENCE {
    imsi [0] IMPLICIT OCTET STRING ( SIZE ( 3 .. 8 ) ) OPTIONAL,
    msisdn [1] IMPLICIT OCTET STRING ( SIZE ( 1 .. 9 ) ) OPTIONAL,
    category [2] IMPLICIT OCTET STRING ( SIZE ( 1 ) ) OPTIONAL,
    subscriberStatus [3] IMPLICIT ENUMERATED {
      serviceGranted ( 0 ),
      operatorDeterminedBarring ( 1 )} OPTIONAL,
    bearerServiceList [4] IMPLICIT SEQUENCE ( SIZE ( 1 .. 50 ) ) OF
      OCTET STRING ( SIZE ( 1 .. 5 ) ) OPTIONAL,
    teleserviceList [6] IMPLICIT SEQUENCE ( SIZE ( 1 .. 20 ) ) OF
      OCTET STRING ( SIZE ( 1 .. 5 ) ) OPTIONAL,
    provisionedSS [7] IMPLICIT SEQUENCE ( SIZE ( 1 .. 30 ) ) OF
      CHOICE {
        forwardingInfo [0] IMPLICIT SEQUENCE {
          ss-Code OCTET STRING ( SIZE ( 1 ) ),
          forwardingFeatureList SEQUENCE ( SIZE ( 1 .. 32 ) ) OF
            SEQUENCE {
              basicService CHOICE {
                ext-BearerService [2] IMPLICIT OCTET STRING ( SIZE ( 1 .. 5 ) ),
                ext-Teleservice [3] IMPLICIT OCTET STRING ( SIZE ( 1 .. 5 ) )}
            }
          ss-Status [4] IMPLICIT OCTET STRING ( SIZE ( 1 .. 5 ) ),
          forwardedToNumber [5] IMPLICIT OCTET STRING ( SIZE ( 1 .. 9 ) )
        }
        forwardedToSubaddress [8] IMPLICIT OCTET STRING ( SIZE ( 1 .. 21 ) )
        forwardingOptions [6] IMPLICIT OCTET STRING ( SIZE ( 1 .. 5 ) )
      }
    noReplyConditionTime [7] IMPLICIT INTEGER ( 1 .. 100 ) OPTIONAL,
    extensionContainer [9] IMPLICIT SEQUENCE {
      privateExtensionList [0] IMPLICIT SEQUENCE ( SIZE ( 1 .. 10 ) ) OF
        SEQUENCE {
          extId MAP-EXTENSION .&extensionId ( {
            '...' } ) ,
          extType MAP-EXTENSION .&ExtensionType ( {
            '...' } { @extId } ) OPTIONAL} OPTIONAL,
      pcs-Extensions [1] IMPLICIT SEQUENCE {
        ... } OPTIONAL,
        ... } OPTIONAL,
        ... },
      extensionContainer [0] IMPLICIT SEQUENCE {
        privateExtensionList [0] IMPLICIT SEQUENCE ( SIZE ( 1 .. 10 ) ) OF
          SEQUENCE {
            extId MAP-EXTENSION .&extensionId ( {
              '...' } ) ,
            extType MAP-EXTENSION .&ExtensionType ( {
              '...' } { @extId } ) OPTIONAL} OPTIONAL,
          pcs-Extensions [1] IMPLICIT SEQUENCE {
            ... } OPTIONAL,
            ... } OPTIONAL,
            ... },
      callBarringInfo [1] IMPLICIT SEQUENCE {
        ss-Code OCTET STRING ( SIZE ( 1 ) ),
        callBarringFeatureList SEQUENCE ( SIZE ( 1 .. 32 ) ) OF
          SEQUENCE {
            basicService CHOICE {
              ext-BearerService [2] IMPLICIT OCTET STRING ( SIZE ( 1 .. 5 ) ),

```

```

OPTIONAL,
    ext-Teleservice      [3] IMPLICIT OCTET STRING ( SIZE ( 1 .. 5 ) )}
ss-Status              [4] IMPLICIT OCTET STRING ( SIZE ( 1 .. 5 ) ),
extensionContainer     SEQUENCE {
    privateExtensionList [0] IMPLICIT SEQUENCE ( SIZE ( 1 .. 10 ) ) OF
        SEQUENCE {
            extId        MAP-EXTENSION .&extensionId ( {
                '...'} ) ,
            extType      MAP-EXTENSION .&ExtensionType ( {
                '...' { @extId } ) OPTIONAL} OPTIONAL,
            pcs-Extensions [1] IMPLICIT SEQUENCE {
                ... } OPTIONAL,
            ... } OPTIONAL,
        ... },
extensionContainer     SEQUENCE {
    privateExtensionList [0] IMPLICIT SEQUENCE ( SIZE ( 1 .. 10 ) ) OF
        SEQUENCE {
            extId        MAP-EXTENSION .&extensionId ( {
                '...'} ) ,
            extType      MAP-EXTENSION .&ExtensionType ( {
                '...' { @extId } ) OPTIONAL} OPTIONAL,
            pcs-Extensions [1] IMPLICIT SEQUENCE {
                ... } OPTIONAL,
            ... } OPTIONAL,
        ... },
cug-Info              [2] IMPLICIT SEQUENCE {
    cug-SubscriptionList SEQUENCE ( SIZE ( 0 .. 10 ) ) OF
        SEQUENCE {
            cug-Index          INTEGER ( 0 .. 32767 ) ,
            cug-Interlock      OCTET STRING ( SIZE ( 4 ) ) ,
            intraCUG-Options   ENUMERATED {
                noCUG-Restrictions ( 0 ) ,
                cugIC-CallBarred ( 1 ) ,
                cugOG-CallBarred ( 2 ) } ,
            basicServiceGroupList SEQUENCE ( SIZE ( 1 .. 32 ) ) OF
                CHOICE {
                    ext-BearerService [2] IMPLICIT OCTET STRING ( SIZE ( 1 .. 5 ) ) ,
                    ext-Teleservice [3] IMPLICIT OCTET STRING ( SIZE ( 1 .. 5 ) ) }
        }
OPTIONAL,
    extensionContainer [0] IMPLICIT SEQUENCE {
        privateExtensionList [0] IMPLICIT SEQUENCE ( SIZE ( 1 .. 10 ) ) OF
            SEQUENCE {
                extId        MAP-EXTENSION .&extensionId ( {
                    '...'} ) ,
                extType      MAP-EXTENSION .&ExtensionType ( {
                    '...' { @extId } ) OPTIONAL} OPTIONAL,
                pcs-Extensions [1] IMPLICIT SEQUENCE {
                    ... } OPTIONAL,
                ... } OPTIONAL,
            ... },
        cug-FeatureList SEQUENCE ( SIZE ( 1 .. 32 ) ) OF
            SEQUENCE {
                basicService CHOICE {
                    ext-BearerService [2] IMPLICIT OCTET STRING ( SIZE ( 1 .. 5 ) ) ,
                    ext-Teleservice [3] IMPLICIT OCTET STRING ( SIZE ( 1 .. 5 ) ) }
OPTIONAL,
        preferentialCUG-Indicator INTEGER ( 0 .. 32767 ) OPTIONAL,
        interCUG-Restrictions OCTET STRING ( SIZE ( 1 ) ) ,
        extensionContainer SEQUENCE {
            privateExtensionList [0] IMPLICIT SEQUENCE ( SIZE ( 1 .. 10 ) ) OF
                SEQUENCE {
                    extId        MAP-EXTENSION .&extensionId ( {
                        '...'} ) ,
                    extType      MAP-EXTENSION .&ExtensionType ( {
                        '...' { @extId } ) OPTIONAL} OPTIONAL,
                    pcs-Extensions [1] IMPLICIT SEQUENCE {
                        ... } OPTIONAL,
                        ... } OPTIONAL,
                    ... } OPTIONAL,
                extensionContainer [0] IMPLICIT SEQUENCE {
                    privateExtensionList [0] IMPLICIT SEQUENCE ( SIZE ( 1 .. 10 ) ) OF
                        SEQUENCE {
                            extId        MAP-EXTENSION .&extensionId ( {
                                '...'} ) ,

```

```

        extType      MAP-EXTENSION .&ExtensionType ( {
            ... } { @extId } ) OPTIONAL} OPTIONAL,
    pcs-Extensions  [1] IMPLICIT SEQUENCE {
        ... } OPTIONAL,
        ... } OPTIONAL,
    ... },
    ss-Data          [3] IMPLICIT SEQUENCE {
    ss-Code           OCTET STRING ( SIZE ( 1 ) ),
    ss-Status         [4] IMPLICIT OCTET STRING ( SIZE ( 1 .. 5 ) ),
    ss-SubscriptionOption CHOICE {
        cliRestrictionOption [2] IMPLICIT ENUMERATED {
            permanent          ( 0 ),
            temporaryDefaultRestricted ( 1 ),
            temporaryDefaultAllowed ( 2 )},
        overrideCategory      [1] IMPLICIT ENUMERATED {
            overrideEnabled    ( 0 ),
            overrideDisabled   ( 1 )}} OPTIONAL,
    basicServiceGroupList SEQUENCE ( SIZE ( 1 .. 32 ) ) OF
    CHOICE {
        ext-BearerService      [2] IMPLICIT OCTET STRING ( SIZE ( 1 .. 5 ) ),
        ext-Teleservice        [3] IMPLICIT OCTET STRING ( SIZE ( 1 .. 5 ) )}
OPTIONAL,
    extensionContainer [5] IMPLICIT SEQUENCE {
    privateExtensionList [0] IMPLICIT SEQUENCE ( SIZE ( 1 .. 10 ) ) OF
    SEQUENCE {
        extId      MAP-EXTENSION .&extensionId ( {
            ... } ) ,
        extType    MAP-EXTENSION .&ExtensionType ( {
            ... } { @extId } ) OPTIONAL} OPTIONAL,
    pcs-Extensions [1] IMPLICIT SEQUENCE {
        ... } OPTIONAL,
        ... } OPTIONAL,
    ... },
    emlpp-Info      [4] IMPLICIT SEQUENCE {
    maximumentitledPriority INTEGER ( 0 .. 15 ),
    defaultPriority     INTEGER ( 0 .. 15 ),
    extensionContainer SEQUENCE {
    privateExtensionList [0] IMPLICIT SEQUENCE ( SIZE ( 1 .. 10 ) ) OF
    SEQUENCE {
        extId      MAP-EXTENSION .&extensionId ( {
            ... } ) ,
        extType    MAP-EXTENSION .&ExtensionType ( {
            ... } { @extId } ) OPTIONAL} OPTIONAL,
    pcs-Extensions [1] IMPLICIT SEQUENCE {
        ... } OPTIONAL,
        ... } OPTIONAL,
    ... }} OPTIONAL,
    odb-Data [8] IMPLICIT SEQUENCE {
    odb-GeneralData BIT STRING {
        allog-CallsBarred ( 0 ),
        internationalOGCallsBarred ( 1 ),
        internationalOGCallsNotToHPLMN-CountryBarred ( 2 ),
        interzonalOGCallsBarred ( 6 ),
        interzonalOGCallsNotToHPLMN-CountryBarred ( 7 ),
        interzonalOGCallsAndInternationalOGCallsNotToHPLMN-CountryBarred ( 8 ),
        premiumRateInformationOGCallsBarred ( 3 ),
        premiumRateEntertainmentOGCallsBarred ( 4 ),
        ss-AccessBarred ( 5 ),
        allECT-Barred ( 9 ),
        chargeableECT-Barred ( 10 ),
        internationalECT-Barred ( 11 ),
        interzonalECT-Barred ( 12 ),
        doublyChargeableECT-Barred ( 13 ),
        multipleECT-Barred ( 14 )} ( SIZE ( 15 .. 32 ) ),
    odb-HPLMN-Data BIT STRING {
        plmn-SpecificBarringType1 ( 0 ),
        plmn-SpecificBarringType2 ( 1 ),
        plmn-SpecificBarringType3 ( 2 ),
        plmn-SpecificBarringType4 ( 3 )} ( SIZE ( 4 .. 32 ) ) OPTIONAL,
    extensionContainer SEQUENCE {
    privateExtensionList [0] IMPLICIT SEQUENCE ( SIZE ( 1 .. 10 ) ) OF
    SEQUENCE {
        extId      MAP-EXTENSION .&extensionId ( {
            ... } ) ,
        extType    MAP-EXTENSION .&ExtensionType ( {
            ... } { @extId } ) OPTIONAL} OPTIONAL,

```



```

    pcs-Extensions          [1] IMPLICIT SEQUENCE {
        ... } OPTIONAL,
        ... } OPTIONAL,
        ... } OPTIONAL,
    roamingRestrictionDueToUnsupportedFeature [9] IMPLICIT NULL OPTIONAL,
    regionalSubscriptionData [10] IMPLICIT SEQUENCE ( SIZE ( 1 .. 10 ) ) OF
    OCTET STRING ( SIZE ( 2 ) ) OPTIONAL,
    vbsSubscriptionData [11] IMPLICIT SEQUENCE ( SIZE ( 1 .. 50 ) ) OF
    SEQUENCE {
        groupId              OCTET STRING ( SIZE ( 3 ) ),
        broadcastInitEntitlement NULL OPTIONAL,
        extensionContainer   SEQUENCE {
            privateExtensionList [0] IMPLICIT SEQUENCE ( SIZE ( 1 .. 10 ) ) OF
            SEQUENCE {
                extId          MAP-EXTENSION .&extensionId ( {
                    '...'} ) ,
                extType        MAP-EXTENSION .&ExtensionType ( {
                    '...'} { @extId } ) OPTIONAL} OPTIONAL,
            pcs-Extensions    [1] IMPLICIT SEQUENCE {
                ... } OPTIONAL,
                ... } OPTIONAL,
                ... } OPTIONAL,
        }
    }
    vgsSubscriptionData [12] IMPLICIT SEQUENCE ( SIZE ( 1 .. 50 ) ) OF
    SEQUENCE {
        groupId              OCTET STRING ( SIZE ( 3 ) ),
        extensionContainer   SEQUENCE {
            privateExtensionList [0] IMPLICIT SEQUENCE ( SIZE ( 1 .. 10 ) ) OF
            SEQUENCE {
                extId          MAP-EXTENSION .&extensionId ( {
                    '...'} ) ,
                extType        MAP-EXTENSION .&ExtensionType ( {
                    '...'} { @extId } ) OPTIONAL} OPTIONAL,
            pcs-Extensions    [1] IMPLICIT SEQUENCE {
                ... } OPTIONAL,
                ... } OPTIONAL,
                ... } OPTIONAL,
        }
    }
    vlrCamelSubscriptionInfo [13] IMPLICIT SEQUENCE {
        o-CSI [0] IMPLICIT SEQUENCE {
            o-BcsmCamelTDPDataList SEQUENCE ( SIZE ( 1 .. 10 ) ) OF
            SEQUENCE {
                o-BcsmTriggerDetectionPoint ENUMERATED {
                    collectedInfo ( 2 ),
                    ... },
                serviceKey INTEGER ( 0 .. 2147483647 ),
                gsmSCF-Address [0] IMPLICIT OCTET STRING ( SIZE ( 1 .. 9 ) ),
                defaultCallHandling [1] IMPLICIT ENUMERATED {
                    continueCall ( 0 ),
                    releaseCall ( 1 ),
                    ... },
                extensionContainer [2] IMPLICIT SEQUENCE {
                    privateExtensionList [0] IMPLICIT SEQUENCE ( SIZE ( 1 .. 10 ) ) OF
                    SEQUENCE {
                        extId          MAP-EXTENSION .&extensionId ( {
                            '...'} ) ,
                        extType        MAP-EXTENSION .&ExtensionType ( {
                            '...'} { @extId } ) OPTIONAL} OPTIONAL,
                    pcs-Extensions    [1] IMPLICIT SEQUENCE {
                        ... } OPTIONAL,
                        ... } OPTIONAL,
                    ... },
                extensionContainer SEQUENCE {
                    privateExtensionList [0] IMPLICIT SEQUENCE ( SIZE ( 1 .. 10 ) ) OF
                    SEQUENCE {
                        extId          MAP-EXTENSION .&extensionId ( {
                            '...'} ) ,
                        extType        MAP-EXTENSION .&ExtensionType ( {
                            '...'} { @extId } ) OPTIONAL} OPTIONAL,
                    pcs-Extensions    [1] IMPLICIT SEQUENCE {
                        ... } OPTIONAL,
                        ... } OPTIONAL,
                    ... },
                camelCapabilityHandling [0] IMPLICIT INTEGER ( 1 .. 16 ) OPTIONAL} OPTIONAL,
                extensionContainer [1] IMPLICIT SEQUENCE {
                    privateExtensionList [0] IMPLICIT SEQUENCE ( SIZE ( 1 .. 10 ) ) OF
                    SEQUENCE {

```

```

        extId      MAP-EXTENSION .&extensionId ( {
            '...' ) ,
        extType    MAP-EXTENSION .&ExtensionType ( {
            '...' { @extId } ) OPTIONAL} OPTIONAL,
    pcs-Extensions [1] IMPLICIT SEQUENCE {
        ... } OPTIONAL,
        ... } OPTIONAL,
    ... ,
    ss-CSI [2] IMPLICIT SEQUENCE {
        ss-CamelData SEQUENCE {
            ss-EventList SEQUENCE ( SIZE ( 1 .. 10 ) ) OF
                OCTET STRING ( SIZE ( 1 ) ),
            gsmSCF-Address OCTET STRING ( SIZE ( 1 .. 9 ) ),
            extensionContainer [0] IMPLICIT SEQUENCE {
                privateExtensionList [0] IMPLICIT SEQUENCE ( SIZE ( 1 .. 10 ) ) OF
                    SEQUENCE {
                        extId      MAP-EXTENSION .&extensionId ( {
                            '...' ) ,
                        extType    MAP-EXTENSION .&ExtensionType ( {
                            '...' { @extId } ) OPTIONAL} OPTIONAL,
                    pcs-Extensions [1] IMPLICIT SEQUENCE {
                        ... } OPTIONAL,
                    ... } OPTIONAL,
                ... } ,
            extensionContainer SEQUENCE {
                privateExtensionList [0] IMPLICIT SEQUENCE ( SIZE ( 1 .. 10 ) ) OF
                    SEQUENCE {
                        extId      MAP-EXTENSION .&extensionId ( {
                            '...' ) ,
                        extType    MAP-EXTENSION .&ExtensionType ( {
                            '...' { @extId } ) OPTIONAL} OPTIONAL,
                    pcs-Extensions [1] IMPLICIT SEQUENCE {
                        ... } OPTIONAL,
                    ... } OPTIONAL,
                ... } OPTIONAL,
            o-BcsmCamelTDP-CriteriaList [4] IMPLICIT SEQUENCE ( SIZE ( 1 .. 10 ) ) OF
                SEQUENCE {
                    o-BcsmTriggerDetectionPoint ENUMERATED {
                        collectedInfo ( 2 ),
                        ... } ,
                    destinationNumberCriteria [0] IMPLICIT SEQUENCE {
                        matchType [0] IMPLICIT ENUMERATED {
                            inhibiting ( 0 ),
                            enabling ( 1 ) } ,
                        destinationNumberList [1] IMPLICIT SEQUENCE ( SIZE ( 1 .. 10 ) ) OF
                            OCTET STRING ( SIZE ( 1 .. 9 ) ) OPTIONAL,
                        destinationNumberLengthList [2] IMPLICIT SEQUENCE ( SIZE ( 1 .. 3 ) ) OF
                            INTEGER ( 1 .. 15 ) OPTIONAL,
                        ... } OPTIONAL,
                    basicServiceCriteria [1] IMPLICIT SEQUENCE ( SIZE ( 1 .. 5 ) ) OF
                        CHOICE {
                            ext-BearerService [2] IMPLICIT OCTET STRING ( SIZE ( 1 .. 5 ) ),
                            ext-Teleservice [3] IMPLICIT OCTET STRING ( SIZE ( 1 .. 5 ) ) }
                } OPTIONAL,
            callTypeCriteria [2] IMPLICIT ENUMERATED {
                forwarded ( 0 ),
                notForwarded ( 1 ) } OPTIONAL,
            ... } OPTIONAL,
            tif-CSI [3] IMPLICIT NULL OPTIONAL} OPTIONAL,
        extensionContainer [14] IMPLICIT SEQUENCE {
            privateExtensionList [0] IMPLICIT SEQUENCE ( SIZE ( 1 .. 10 ) ) OF
                SEQUENCE {
                    extId      MAP-EXTENSION .&extensionId ( {
                        '...' ) ,
                    extType    MAP-EXTENSION .&ExtensionType ( {
                        '...' { @extId } ) OPTIONAL} OPTIONAL,
                pcs-Extensions [1] IMPLICIT SEQUENCE {
                    ... } OPTIONAL,
                ... } OPTIONAL,
            ... } ,
        naea-PreferredCI [15] IMPLICIT SEQUENCE {
            naea-PreferredCIC [0] IMPLICIT OCTET STRING ( SIZE ( 3 ) ),
            extensionContainer [1] IMPLICIT SEQUENCE {
                privateExtensionList [0] IMPLICIT SEQUENCE ( SIZE ( 1 .. 10 ) ) OF
                    SEQUENCE {

```

```

    extId      MAP-EXTENSION .&extensionId ( {
        '...' ) ,
    extType    MAP-EXTENSION .&ExtensionType ( {
        '...' { @extId } ) OPTIONAL} OPTIONAL,
    pcs-Extensions [1] IMPLICIT SEQUENCE {
        ... } OPTIONAL,
        ... } OPTIONAL,
        ... } OPTIONAL,
    gprsSubscriptionData [16] IMPLICIT SEQUENCE {
    completeDataListIncluded NULL OPTIONAL,
    gprsDataList [1] IMPLICIT SEQUENCE ( SIZE ( 1 .. 50 ) ) OF
    SEQUENCE {
        pdp-ContextId INTEGER ( 1 .. 50 ),
        pdp-Type [16] IMPLICIT OCTET STRING ( SIZE ( 2 ) ),
        pdp-Address [17] IMPLICIT OCTET STRING ( SIZE ( 1 .. 16 ) ) OPTIONAL,
        qos-Subscribed [18] IMPLICIT OCTET STRING ( SIZE ( 3 ) ),
        vplmnAddressAllowed [19] IMPLICIT NULL OPTIONAL,
        apn [20] IMPLICIT OCTET STRING ( SIZE ( 2 .. 63 ) ),
        extensionContainer [21] IMPLICIT SEQUENCE {
            privateExtensionList [0] IMPLICIT SEQUENCE ( SIZE ( 1 .. 10 ) ) OF
            SEQUENCE {
                extId MAP-EXTENSION .&extensionId ( {
                    '...' ) ,
                extType MAP-EXTENSION .&ExtensionType ( {
                    '...' { @extId } ) OPTIONAL} OPTIONAL,
                pcs-Extensions [1] IMPLICIT SEQUENCE {
                    ... } OPTIONAL,
                    ... } OPTIONAL,
                    ... },
            extensionContainer [2] IMPLICIT SEQUENCE {
                privateExtensionList [0] IMPLICIT SEQUENCE ( SIZE ( 1 .. 10 ) ) OF
                SEQUENCE {
                    extId MAP-EXTENSION .&extensionId ( {
                        '...' ) ,
                    extType MAP-EXTENSION .&ExtensionType ( {
                        '...' { @extId } ) OPTIONAL} OPTIONAL,
                    pcs-Extensions [1] IMPLICIT SEQUENCE {
                        ... } OPTIONAL,
                        ... } OPTIONAL,
                        ... } OPTIONAL,
                    roamingRestrictedInSgsnDueToUnsupportedFeature [23] IMPLICIT NULL OPTIONAL,
                    networkAccessMode [24] IMPLICIT ENUMERATED {
                        bothMSCAndSGSN ( 0 ),
                        onlyMSC ( 1 ),
                        onlySGSN ( 2 ),
                        ... } OPTIONAL,
                    lsaInformation [25] IMPLICIT SEQUENCE {
                        completeDataListIncluded NULL OPTIONAL,
                        lsaOnlyAccessIndicator [1] IMPLICIT ENUMERATED {
                            accessOutsideLSAsAllowed ( 0 ),
                            accessOutsideLSAsRestricted ( 1 ) } OPTIONAL,
                        lsaDataList [2] IMPLICIT SEQUENCE ( SIZE ( 1 .. 20 ) ) OF
                        SEQUENCE {
                            lsaIdentity [0] IMPLICIT OCTET STRING ( SIZE ( 3 ) ),
                            lsaAttributes [1] IMPLICIT OCTET STRING ( SIZE ( 1 ) ),
                            lsaActiveModeIndicator [2] IMPLICIT NULL OPTIONAL,
                            extensionContainer [3] IMPLICIT SEQUENCE {
                                privateExtensionList [0] IMPLICIT SEQUENCE ( SIZE ( 1 .. 10 ) ) OF
                                SEQUENCE {
                                    extId MAP-EXTENSION .&extensionId ( {
                                        '...' ) ,
                                    extType MAP-EXTENSION .&ExtensionType ( {
                                        '...' { @extId } ) OPTIONAL} OPTIONAL,
                                    pcs-Extensions [1] IMPLICIT SEQUENCE {
                                        ... } OPTIONAL,
                                        ... } OPTIONAL,
                                        ... } OPTIONAL,
                                    extensionContainer [3] IMPLICIT SEQUENCE {
                                        privateExtensionList [0] IMPLICIT SEQUENCE ( SIZE ( 1 .. 10 ) ) OF
                                        SEQUENCE {
                                            extId MAP-EXTENSION .&extensionId ( {
                                                '...' ) ,
                                            extType MAP-EXTENSION .&ExtensionType ( {

```

```

        ... } { @extId } ) OPTIONAL} OPTIONAL,
pcs-Extensions [1] IMPLICIT SEQUENCE {
    ... } OPTIONAL,
    ... } OPTIONAL,
    ... } OPTIONAL,
lmu-Indicator [21] IMPLICIT NULL OPTIONAL,
lcsInformation [22] IMPLICIT SEQUENCE {
    gmlc-List [0] IMPLICIT SEQUENCE ( SIZE ( 1 .. 5 ) ) OF
        OCTET STRING ( SIZE ( 1 .. 9 ) ) OPTIONAL,
    lcs-PrivacyExceptionList [1] IMPLICIT SEQUENCE ( SIZE ( 1 .. 4 ) ) OF
        SEQUENCE {
            ss-Code OCTET STRING ( SIZE ( 1 ) ),
            ss-Status OCTET STRING ( SIZE ( 1 .. 5 ) ),
            notificationToMSUser [0] IMPLICIT ENUMERATED {
                notifyLocationAllowed ( 0 ),
                notifyAndVerify-LocationAllowedIfNoResponse ( 1 ),
                notifyAndVerify-LocationNotAllowedIfNoResponse ( 2 ),
                ... } OPTIONAL,
            externalClientList [1] IMPLICIT SEQUENCE ( SIZE ( 0 .. 5 ) ) OF
                SEQUENCE {
                    clientIdentity SEQUENCE {
                        externalAddress [0] IMPLICIT OCTET STRING ( SIZE ( 1 .. 20 ) )
                    }
                }
            extensionContainer [1] IMPLICIT SEQUENCE {
                privateExtensionList [0] IMPLICIT SEQUENCE ( SIZE ( 1 .. 10 ) ) OF
                    SEQUENCE {
                        extId MAP-EXTENSION .&extensionId ( {
                            '...' ) ,
                        extType MAP-EXTENSION .&ExtensionType ( {
                            '...' } { @extId } ) OPTIONAL} OPTIONAL,
                pcs-Extensions [1] IMPLICIT SEQUENCE {
                    ... } OPTIONAL,
                    ... } OPTIONAL,
                    ... },
                gmlc-Restriction [0] IMPLICIT ENUMERATED {
                    gmlc-List ( 0 ),
                    home-Country ( 1 ),
                    ... } OPTIONAL,
                notificationToMSUser [1] IMPLICIT ENUMERATED {
                    notifyLocationAllowed ( 0 ),
                    notifyAndVerify-LocationAllowedIfNoResponse ( 1 ),
                    notifyAndVerify-LocationNotAllowedIfNoResponse ( 2 ),
                    ... } OPTIONAL,
                extensionContainer [2] IMPLICIT SEQUENCE {
                    privateExtensionList [0] IMPLICIT SEQUENCE ( SIZE ( 1 .. 10 ) ) OF
                        SEQUENCE {
                            extId MAP-EXTENSION .&extensionId ( {
                                '...' ) ,
                            extType MAP-EXTENSION .&ExtensionType ( {
                                '...' } { @extId } ) OPTIONAL} OPTIONAL,
                    pcs-Extensions [1] IMPLICIT SEQUENCE {
                        ... } OPTIONAL,
                        ... } OPTIONAL,
                        ... } OPTIONAL,
                plmnClientList [2] IMPLICIT SEQUENCE ( SIZE ( 1 .. 5 ) ) OF
                    ENUMERATED {
                        broadcastService ( 0 ),
                        o-andM-HPLMN ( 1 ),
                        o-andM-VPLMN ( 2 ),
                        anonymousLocation ( 3 ),
                        targetMSSubscribedService ( 4 ),
                        ... } OPTIONAL,
                extensionContainer [3] IMPLICIT SEQUENCE {
                    privateExtensionList [0] IMPLICIT SEQUENCE ( SIZE ( 1 .. 10 ) ) OF
                        SEQUENCE {
                            extId MAP-EXTENSION .&extensionId ( {
                                '...' ) ,
                            extType MAP-EXTENSION .&ExtensionType ( {
                                '...' } { @extId } ) OPTIONAL} OPTIONAL,
                    pcs-Extensions [1] IMPLICIT SEQUENCE {
                        ... } OPTIONAL,
                        ... } OPTIONAL,
                        ... } OPTIONAL,
                molr-List [2] IMPLICIT SEQUENCE ( SIZE ( 1 .. 3 ) ) OF
                    SEQUENCE {
                        ss-Code OCTET STRING ( SIZE ( 1 ) ),
                        ss-Status OCTET STRING ( SIZE ( 1 .. 5 ) ),

```

```

extensionContainer [0] IMPLICIT SEQUENCE {
  privateExtensionList [0] IMPLICIT SEQUENCE ( SIZE ( 1 .. 10 ) ) OF
    SEQUENCE {
      extId MAP-EXTENSION .&extensionId ( {
        '...' } ) ,
      extType MAP-EXTENSION .&ExtensionType ( {
        '...' } { @extId } ) OPTIONAL} OPTIONAL,
  pcs-Extensions [1] IMPLICIT SEQUENCE {
    ... } OPTIONAL,
    ... } OPTIONAL,
    ... } OPTIONAL,
    ... } OPTIONAL}
RESULT
insertSubscriberDataRes SEQUENCE {
  teleserviceList [1] IMPLICIT SEQUENCE ( SIZE ( 1 .. 20 ) ) OF
    OCTET STRING ( SIZE ( 1 .. 5 ) ) OPTIONAL,
  bearerServiceList [2] IMPLICIT SEQUENCE ( SIZE ( 1 .. 50 ) ) OF
    OCTET STRING ( SIZE ( 1 .. 5 ) ) OPTIONAL,
  ss-List [3] IMPLICIT SEQUENCE ( SIZE ( 1 .. 30 ) ) OF
    OCTET STRING ( SIZE ( 1 ) ) OPTIONAL,
  odb-GeneralData [4] IMPLICIT BIT STRING {
    allOG-CallsBarred ( 0 ),
    internationalOGCallsBarred ( 1 ),
    internationalOGCallsNotToHPLMN-CountryBarred ( 2 ),
    interzonalOGCallsBarred ( 6 ),
    interzonalOGCallsNotToHPLMN-CountryBarred ( 7 ),
    interzonalOGCallsAndInternationalOGCallsNotToHPLMN-CountryBarred ( 8 ),
    premiumRateInformationOGCallsBarred ( 3 ),
    premiumRateEntertainmentOGCallsBarred ( 4 ),
    ss-AccessBarred ( 5 ),
    allECT-Barred ( 9 ),
    chargeableECT-Barred ( 10 ),
    internationalECT-Barred ( 11 ),
    interzonalECT-Barred ( 12 ),
    doublyChargeableECT-Barred ( 13 ),
    multipleECT-Barred ( 14 ) } ( SIZE ( 15 .. 32 ) ) OPTIONAL,
  regionalSubscriptionResponse [5] IMPLICIT ENUMERATED {
    networkNode-AreaRestricted ( 0 ),
    tooManyZoneCodes ( 1 ),
    zoneCodesConflict ( 2 ),
    regionalSubscNotSupported ( 3 ) } OPTIONAL,
  supportedCamelPhases [6] IMPLICIT BIT STRING {
    phase1 ( 0 ),
    phase2 ( 1 ) } ( SIZE ( 1 .. 16 ) ) OPTIONAL,
  extensionContainer [7] IMPLICIT SEQUENCE {
    privateExtensionList [0] IMPLICIT SEQUENCE ( SIZE ( 1 .. 10 ) ) OF
      SEQUENCE {
        extId MAP-EXTENSION .&extensionId ( {
          '...' } ) ,
        extType MAP-EXTENSION .&ExtensionType ( {
          '...' } { @extId } ) OPTIONAL} OPTIONAL,
      pcs-Extensions [1] IMPLICIT SEQUENCE {
        ... } OPTIONAL,
        ... } OPTIONAL,
        ... } OPTIONAL,
        ... }
ERRORS {
  -- dataMissing -- localValue : 35,
  -- unexpectedDataValue -- localValue : 36,
  -- unidentifiedSubscriber -- localValue : 5}
 ::= localValue : 7

deleteSubscriberData OPERATION
ARGUMENT
deleteSubscriberDataArg SEQUENCE {
  imsi [0] IMPLICIT OCTET STRING ( SIZE ( 3 .. 8 ) ) ,
  basicServiceList [1] IMPLICIT SEQUENCE ( SIZE ( 1 .. 70 ) ) OF
    CHOICE {
      ext-BearerService [2] IMPLICIT OCTET STRING ( SIZE ( 1 .. 5 ) ) ,
      ext-Teleservice [3] IMPLICIT OCTET STRING ( SIZE ( 1 .. 5 ) ) } OPTIONAL,
  ss-List [2] IMPLICIT SEQUENCE ( SIZE ( 1 .. 30 ) ) OF
    OCTET STRING ( SIZE ( 1 ) ) OPTIONAL,
  roamingRestrictionDueToUnsupportedFeature [4] IMPLICIT NULL OPTIONAL,
  regionalSubscriptionIdentifier [5] IMPLICIT OCTET STRING ( SIZE ( 2 ) )
OPTIONAL,
  vbsGroupIndication [7] IMPLICIT NULL OPTIONAL,
  vgcsGroupIndication [8] IMPLICIT NULL OPTIONAL,

```

```

camelSubscriptionInfoWithdraw [9] IMPLICIT NULL OPTIONAL,
extensionContainer [6] IMPLICIT SEQUENCE {
  privateExtensionList [0] IMPLICIT SEQUENCE ( SIZE (1 .. 10 ) ) OF
    SEQUENCE {
      extId MAP-EXTENSION .&extensionId ( {
        '...' ) ,
      extType MAP-EXTENSION .&ExtensionType ( {
        '...' { @extId } ) OPTIONAL} OPTIONAL,
      pcs-Extensions [1] IMPLICIT SEQUENCE {
        ... } OPTIONAL,
      ... } OPTIONAL,
    ... ,
gprsSubscriptionDataWithdraw [10] CHOICE {
  allGPRSData NULL,
  contextIdList SEQUENCE ( SIZE (1 .. 50 ) ) OF
    INTEGER ( 1 .. 50 )} OPTIONAL,
  roamingRestrictedInSgsnDueToUnsupportedFeature [11] IMPLICIT NULL OPTIONAL,
  lsaInformationWithdraw [12] CHOICE {
    allLSAData NULL,
    lsaIdentityList SEQUENCE ( SIZE (1 .. 20 ) ) OF
      OCTET STRING ( SIZE (3 ) )} OPTIONAL,
  gmlc-ListWithdraw [13] IMPLICIT NULL OPTIONAL}
RESULT
deleteSubscriberDataRes SEQUENCE {
  regionalSubscriptionResponse [0] IMPLICIT ENUMERATED {
    networkNode-AreaRestricted (0 ) ,
    tooManyZoneCodes (1 ) ,
    zoneCodesConflict (2 ) ,
    regionalSubscNotSupported (3 )} OPTIONAL,
  extensionContainer SEQUENCE {
    privateExtensionList [0] IMPLICIT SEQUENCE ( SIZE (1 .. 10 ) ) OF
      SEQUENCE {
        extId MAP-EXTENSION .&extensionId ( {
          '...' ) ,
        extType MAP-EXTENSION .&ExtensionType ( {
          '...' { @extId } ) OPTIONAL} OPTIONAL,
        pcs-Extensions [1] IMPLICIT SEQUENCE {
          ... } OPTIONAL,
        ... } OPTIONAL,
      ... }
ERRORS {
  -- dataMissing -- localValue : 35,
  -- unexpectedDataValue -- localValue : 36,
  -- unidentifiedSubscriber -- localValue : 5}
 ::= localValue : 8

reset OPERATION
ARGUMENT
  resetArg SEQUENCE {
    hlr-Number OCTET STRING ( SIZE (1 .. 9 ) ) ,
    hlr-List SEQUENCE ( SIZE (1 .. 50 ) ) OF
      OCTET STRING ( SIZE (3 .. 8 ) ) OPTIONAL,
    ... }
 ::= localValue : 37

forwardCheckSS-Indication OPERATION
 ::= localValue : 38

restoreData OPERATION
ARGUMENT
  restoreDataArg SEQUENCE {
    imsi OCTET STRING ( SIZE (3 .. 8 ) ) ,
    lmsi OCTET STRING ( SIZE (4 ) ) OPTIONAL,
    extensionContainer SEQUENCE {
      privateExtensionList [0] IMPLICIT SEQUENCE ( SIZE (1 .. 10 ) ) OF
        SEQUENCE {
          extId MAP-EXTENSION .&extensionId ( {
            '...' ) ,
          extType MAP-EXTENSION .&ExtensionType ( {
            '...' { @extId } ) OPTIONAL} OPTIONAL,
          pcs-Extensions [1] IMPLICIT SEQUENCE {
            ... } OPTIONAL,
          ... } OPTIONAL,
        ... ,
    vlr-Capability [6] IMPLICIT SEQUENCE {
      supportedCamelPhases [0] IMPLICIT BIT STRING {
        phase1 (0 ) ,

```

```

        phase2 (1)} ( SIZE (1 .. 16) ) OPTIONAL,
    extensionContainer SEQUENCE {
        privateExtensionList [0] IMPLICIT SEQUENCE ( SIZE (1 .. 10) ) OF
            SEQUENCE {
                extId MAP-EXTENSION .&extensionId ( {
                    '...' ) ,
                extType MAP-EXTENSION .&ExtensionType ( {
                    '...' { @extId } ) OPTIONAL} OPTIONAL,
        pcs-Extensions [1] IMPLICIT SEQUENCE {
            ... } OPTIONAL,
            ... } OPTIONAL,
        ... ,
        solsaSupportIndicator [2] IMPLICIT NULL OPTIONAL} OPTIONAL}
RESULT
    restoreDataRes SEQUENCE {
        hlr-Number OCTET STRING ( SIZE (1 .. 9) ),
        msNotReachable NULL OPTIONAL,
        extensionContainer SEQUENCE {
            privateExtensionList [0] IMPLICIT SEQUENCE ( SIZE (1 .. 10) ) OF
                SEQUENCE {
                    extId MAP-EXTENSION .&extensionId ( {
                        '...' ) ,
                    extType MAP-EXTENSION .&ExtensionType ( {
                        '...' { @extId } ) OPTIONAL} OPTIONAL,
            pcs-Extensions [1] IMPLICIT SEQUENCE {
                ... } OPTIONAL,
                ... } OPTIONAL,
            ... }
        ... }
ERRORS {
    -- systemFailure -- localValue : 34,
    -- dataMissing -- localValue : 35,
    -- unexpectedDataValue -- localValue : 36,
    -- unknownSubscriber -- localValue : 1}
 ::= localValue : 57

activateTraceMode OPERATION
ARGUMENT
    activateTraceModeArg SEQUENCE {
        imsi [0] IMPLICIT OCTET STRING ( SIZE (3 .. 8) ) OPTIONAL,
        traceReference [1] IMPLICIT OCTET STRING ( SIZE (1 .. 2) ),
        traceType [2] IMPLICIT INTEGER ( 0 .. 255 ),
        omc-Id [3] IMPLICIT OCTET STRING ( SIZE (1 .. 20) ) OPTIONAL,
        extensionContainer [4] IMPLICIT SEQUENCE {
            privateExtensionList [0] IMPLICIT SEQUENCE ( SIZE (1 .. 10) ) OF
                SEQUENCE {
                    extId MAP-EXTENSION .&extensionId ( {
                        '...' ) ,
                    extType MAP-EXTENSION .&ExtensionType ( {
                        '...' { @extId } ) OPTIONAL} OPTIONAL,
            pcs-Extensions [1] IMPLICIT SEQUENCE {
                ... } OPTIONAL,
                ... } OPTIONAL,
            ... }
        ... }
RESULT
    activateTraceModeRes SEQUENCE {
        extensionContainer [0] IMPLICIT SEQUENCE {
            privateExtensionList [0] IMPLICIT SEQUENCE ( SIZE (1 .. 10) ) OF
                SEQUENCE {
                    extId MAP-EXTENSION .&extensionId ( {
                        '...' ) ,
                    extType MAP-EXTENSION .&ExtensionType ( {
                        '...' { @extId } ) OPTIONAL} OPTIONAL,
            pcs-Extensions [1] IMPLICIT SEQUENCE {
                ... } OPTIONAL,
                ... } OPTIONAL,
            ... }
        ... }
ERRORS {
    -- systemFailure -- localValue : 34,
    -- dataMissing -- localValue : 35,
    -- unexpectedDataValue -- localValue : 36,
    -- facilityNotSupported -- localValue : 21,
    -- unidentifiedSubscriber -- localValue : 5,
    -- tracingBufferFull -- localValue : 40}
 ::= localValue : 50

```

```

deactivateTraceMode OPERATION
ARGUMENT
  deactivateTraceModeArg SEQUENCE {
    imsi [0] IMPLICIT OCTET STRING ( SIZE ( 3 .. 8 ) ) OPTIONAL,
    traceReference [1] IMPLICIT OCTET STRING ( SIZE ( 1 .. 2 ) ),
    extensionContainer [2] IMPLICIT SEQUENCE {
      privateExtensionList [0] IMPLICIT SEQUENCE ( SIZE ( 1 .. 10 ) ) OF
        SEQUENCE {
          extId MAP-EXTENSION .&extensionId ( {
            '...' ) ,
          extType MAP-EXTENSION .&ExtensionType ( {
            '...' { @extId } ) OPTIONAL} OPTIONAL,
          pcs-Extensions [1] IMPLICIT SEQUENCE {
            ... } OPTIONAL,
            ... } OPTIONAL,
            ... }
    RESULT
      deactivateTraceModeRes SEQUENCE {
        extensionContainer [0] IMPLICIT SEQUENCE {
          privateExtensionList [0] IMPLICIT SEQUENCE ( SIZE ( 1 .. 10 ) ) OF
            SEQUENCE {
              extId MAP-EXTENSION .&extensionId ( {
                '...' ) ,
              extType MAP-EXTENSION .&ExtensionType ( {
                '...' { @extId } ) OPTIONAL} OPTIONAL,
              pcs-Extensions [1] IMPLICIT SEQUENCE {
                ... } OPTIONAL,
                ... } OPTIONAL,
                ... }
        ERRORS {
          -- systemFailure -- localValue : 34,
          -- dataMissing -- localValue : 35,
          -- unexpectedDataValue -- localValue : 36,
          -- facilityNotSupported -- localValue : 21,
          -- unidentifiedSubscriber -- localValue : 5}
        ::= localValue : 51

sendIMSI OPERATION
ARGUMENT
  msisdn OCTET STRING ( SIZE ( 1 .. 9 ) )
RESULT
  imsi OCTET STRING ( SIZE ( 3 .. 8 ) )
ERRORS {
  -- dataMissing -- localValue : 35,
  -- unexpectedDataValue -- localValue : 36,
  -- unknownSubscriber -- localValue : 1}
::= localValue : 58

sendRoutingInfo OPERATION
ARGUMENT
  sendRoutingInfoArg SEQUENCE {
    msisdn [0] IMPLICIT OCTET STRING ( SIZE ( 1 .. 9 ) ),
    cug-CheckInfo [1] IMPLICIT SEQUENCE {
      cug-Interlock OCTET STRING ( SIZE ( 4 ) ),
      cug-OutgoingAccess NULL OPTIONAL,
      extensionContainer SEQUENCE {
        privateExtensionList [0] IMPLICIT SEQUENCE ( SIZE ( 1 .. 10 ) ) OF
          SEQUENCE {
            extId MAP-EXTENSION .&extensionId ( {
              '...' ) ,
            extType MAP-EXTENSION .&ExtensionType ( {
              '...' { @extId } ) OPTIONAL} OPTIONAL,
            pcs-Extensions [1] IMPLICIT SEQUENCE {
              ... } OPTIONAL,
              ... } OPTIONAL,
              ... } OPTIONAL,
              numberOfForwarding [2] IMPLICIT INTEGER ( 1 .. 5 ) OPTIONAL,
              interrogationType [3] IMPLICIT ENUMERATED {
                basicCall ( 0 ),
                forwarding ( 1 ) },
                or-Interrogation [4] IMPLICIT NULL OPTIONAL,
                or-Capability [5] IMPLICIT INTEGER ( 1 .. 127 ) OPTIONAL,
                gsmc-Address [6] IMPLICIT OCTET STRING ( SIZE ( 1 .. 9 ) ),
                callReferenceNumber [7] IMPLICIT OCTET STRING ( SIZE ( 1 .. 8 ) ) OPTIONAL,
                forwardingReason [8] IMPLICIT ENUMERATED {
                  notReachable ( 0 ),
                  busy ( 1 ),

```



```

noReply          ( 2 ) } OPTIONAL,
basicServiceGroup [9] CHOICE {
  ext-BearerService [2] IMPLICIT OCTET STRING ( SIZE ( 1 .. 5 ) ),
  ext-Teleservice   [3] IMPLICIT OCTET STRING ( SIZE ( 1 .. 5 ) ) } OPTIONAL,
networkSignalInfo [10] IMPLICIT SEQUENCE {
  protocolId      ENUMERATED {
    gsm-0408      ( 1 ),
    gsm-0806      ( 2 ),
    gsm-BSSMAP    ( 3 ),
    ets-300102-1 ( 4 ) },
  signalInfo      OCTET STRING ( SIZE ( 1 .. 200 ) ),
  extensionContainer SEQUENCE {
    privateExtensionList [0] IMPLICIT SEQUENCE ( SIZE ( 1 .. 10 ) ) OF
      SEQUENCE {
        extId      MAP-EXTENSION .&extensionId ( {
          '...' } ),
        extType    MAP-EXTENSION .&ExtensionType ( {
          '...' { @extId } ) OPTIONAL } OPTIONAL,
        pcs-Extensions [1] IMPLICIT SEQUENCE {
          ... } OPTIONAL,
          ... } OPTIONAL,
          ... } OPTIONAL,
          ... } OPTIONAL,
          camelInfo [11] IMPLICIT SEQUENCE {
            supportedCamelPhases BIT STRING {
              phase1 ( 0 ),
              phase2 ( 1 ) } ( SIZE ( 1 .. 16 ) ),
            suppress-T-CSI      NULL OPTIONAL,
            extensionContainer SEQUENCE {
              privateExtensionList [0] IMPLICIT SEQUENCE ( SIZE ( 1 .. 10 ) ) OF
                SEQUENCE {
                  extId      MAP-EXTENSION .&extensionId ( {
                    '...' } ),
                  extType    MAP-EXTENSION .&ExtensionType ( {
                    '...' { @extId } ) OPTIONAL } OPTIONAL,
                  pcs-Extensions [1] IMPLICIT SEQUENCE {
                    ... } OPTIONAL,
                    ... } OPTIONAL,
                    ... } OPTIONAL,
                    suppressionOfAnnouncement [12] IMPLICIT NULL OPTIONAL,
                    extensionContainer [13] IMPLICIT SEQUENCE {
                      privateExtensionList [0] IMPLICIT SEQUENCE ( SIZE ( 1 .. 10 ) ) OF
                        SEQUENCE {
                          extId      MAP-EXTENSION .&extensionId ( {
                            '...' } ),
                          extType    MAP-EXTENSION .&ExtensionType ( {
                            '...' { @extId } ) OPTIONAL } OPTIONAL,
                          pcs-Extensions [1] IMPLICIT SEQUENCE {
                            ... } OPTIONAL,
                            ... } OPTIONAL,
                            ... } OPTIONAL,
                            alertingPattern [14] IMPLICIT OCTET STRING ( SIZE ( 1 ) ) OPTIONAL,
                            ccbs-Call [15] IMPLICIT NULL OPTIONAL,
                            supportedCCBS-Phase [16] IMPLICIT INTEGER ( 1 .. 127 ) OPTIONAL,
                            additionalSignalInfo [17] IMPLICIT SEQUENCE {
                              ext-ProtocolId      ENUMERATED {
                                ets-300356 ( 1 ),
                                ... },
                              signalInfo      OCTET STRING ( SIZE ( 1 .. 200 ) ),
                              extensionContainer SEQUENCE {
                                privateExtensionList [0] IMPLICIT SEQUENCE ( SIZE ( 1 .. 10 ) ) OF
                                  SEQUENCE {
                                    extId      MAP-EXTENSION .&extensionId ( {
                                      '...' } ),
                                    extType    MAP-EXTENSION .&ExtensionType ( {
                                      '...' { @extId } ) OPTIONAL } OPTIONAL,
                                    pcs-Extensions [1] IMPLICIT SEQUENCE {
                                      ... } OPTIONAL,
                                      ... } OPTIONAL,
                                      ... } OPTIONAL,
                                      RESULT
                                      sendRoutingInfoRes [3] IMPLICIT SEQUENCE {
                                        imsi [9] IMPLICIT OCTET STRING ( SIZE ( 3 .. 8 ) ) OPTIONAL,
                                        extendedRoutingInfo CHOICE {
                                          routingInfo CHOICE {
                                            roamingNumber OCTET STRING ( SIZE ( 1 .. 9 ) ),

```

```

forwardingData SEQUENCE {
  forwardedToNumber [5] IMPLICIT OCTET STRING ( SIZE ( 1 .. 9 ) ) OPTIONAL,
  forwardedToSubaddress [4] IMPLICIT OCTET STRING ( SIZE ( 1 .. 21 ) ) OPTIONAL,
  forwardingOptions [6] IMPLICIT OCTET STRING ( SIZE ( 1 ) ) OPTIONAL,
  extensionContainer [7] IMPLICIT SEQUENCE {
    privateExtensionList [0] IMPLICIT SEQUENCE ( SIZE ( 1 .. 10 ) ) OF
      SEQUENCE {
        extId MAP-EXTENSION .&extensionId ( {
          '...' ) ,
        } ,
        extType MAP-EXTENSION .&ExtensionType ( {
          '...' { @extId } ) OPTIONAL} OPTIONAL,
        pcs-Extensions [1] IMPLICIT SEQUENCE {
          ... } OPTIONAL,
          ... } OPTIONAL,
        ... }},
camelRoutingInfo [8] IMPLICIT SEQUENCE {
  forwardingData SEQUENCE {
    forwardedToNumber [5] IMPLICIT OCTET STRING ( SIZE ( 1 .. 9 ) ) OPTIONAL,
    forwardedToSubaddress [4] IMPLICIT OCTET STRING ( SIZE ( 1 .. 21 ) ) OPTIONAL,
    forwardingOptions [6] IMPLICIT OCTET STRING ( SIZE ( 1 ) ) OPTIONAL,
    extensionContainer [7] IMPLICIT SEQUENCE {
      privateExtensionList [0] IMPLICIT SEQUENCE ( SIZE ( 1 .. 10 ) ) OF
        SEQUENCE {
          extId MAP-EXTENSION .&extensionId ( {
            '...' ) ,
          } ,
          extType MAP-EXTENSION .&ExtensionType ( {
            '...' { @extId } ) OPTIONAL} OPTIONAL,
            pcs-Extensions [1] IMPLICIT SEQUENCE {
              ... } OPTIONAL,
              ... } OPTIONAL,
            ... } OPTIONAL,
            gmscCamelSubscriptionInfo [0] IMPLICIT SEQUENCE {
              t-CSI [0] IMPLICIT SEQUENCE {
                t-BcsmCamelTDPDataList SEQUENCE ( SIZE ( 1 .. 10 ) ) OF
                  SEQUENCE {
                    t-BcsmTriggerDetectionPoint ENUMERATED {
                      termAttemptAuthorized ( 12 ) ,
                      ... } ,
                    serviceKey INTEGER ( 0 .. 2147483647 ) ,
                    gsmSCF-Address [0] IMPLICIT OCTET STRING ( SIZE ( 1 .. 9 ) ) ,
                    defaultCallHandling [1] IMPLICIT ENUMERATED {
                      continueCall ( 0 ) ,
                      releaseCall ( 1 ) ,
                      ... } ,
                    extensionContainer [2] IMPLICIT SEQUENCE {
                      privateExtensionList [0] IMPLICIT SEQUENCE ( SIZE ( 1 .. 10 ) ) OF
                        SEQUENCE {
                          extId MAP-EXTENSION .&extensionId ( {
                            '...' ) ,
                          } ,
                          extType MAP-EXTENSION .&ExtensionType ( {
                            '...' { @extId } ) OPTIONAL} OPTIONAL,
                            pcs-Extensions [1] IMPLICIT SEQUENCE {
                              ... } OPTIONAL,
                              ... } OPTIONAL,
                            ... }},
                        extensionContainer SEQUENCE {
                          privateExtensionList [0] IMPLICIT SEQUENCE ( SIZE ( 1 .. 10 ) ) OF
                            SEQUENCE {
                              extId MAP-EXTENSION .&extensionId ( {
                                '...' ) ,
                              } ,
                              extType MAP-EXTENSION .&ExtensionType ( {
                                '...' { @extId } ) OPTIONAL} OPTIONAL,
                                pcs-Extensions [1] IMPLICIT SEQUENCE {
                                  ... } OPTIONAL,
                                  ... } OPTIONAL,
                                ... } ,
                                camelCapabilityHandling [0] IMPLICIT INTEGER ( 1 .. 16 ) OPTIONAL} OPTIONAL,
                                o-CSI [1] IMPLICIT SEQUENCE {
                                  o-BcsmCamelTDPDataList SEQUENCE ( SIZE ( 1 .. 10 ) ) OF
                                    SEQUENCE {
                                      o-BcsmTriggerDetectionPoint ENUMERATED {
                                        collectedInfo ( 2 ) ,
                                        ... } ,
                                      serviceKey INTEGER ( 0 .. 2147483647 ) ,

```

```

),
    gsmSCF-Address          [0] IMPLICIT OCTET STRING ( SIZE (1 .. 9 )
    defaultCallHandling     [1] IMPLICIT ENUMERATED {
        continueCall      (0 ),
        releaseCall       (1 ),
        ... },
    extensionContainer      [2] IMPLICIT SEQUENCE {
        privateExtensionList [0] IMPLICIT SEQUENCE ( SIZE (1 .. 10 ) ) OF
            SEQUENCE {
                extId        MAP-EXTENSION .&extensionId ( {
                    '...' ) ,
                extType      MAP-EXTENSION .&ExtensionType ( {
                    '...' { @extId } ) OPTIONAL} OPTIONAL,
                pcs-Extensions [1] IMPLICIT SEQUENCE {
                    ... } OPTIONAL,
                    ... } OPTIONAL,
                    ... },
    extensionContainer      SEQUENCE {
        privateExtensionList [0] IMPLICIT SEQUENCE ( SIZE (1 .. 10 ) ) OF
            SEQUENCE {
                extId        MAP-EXTENSION .&extensionId ( {
                    '...' ) ,
                extType      MAP-EXTENSION .&ExtensionType ( {
                    '...' { @extId } ) OPTIONAL} OPTIONAL,
                pcs-Extensions [1] IMPLICIT SEQUENCE {
                    ... } OPTIONAL,
                    ... } OPTIONAL,
                    ... },
    camelCapabilityHandling [0] IMPLICIT INTEGER ( 1 .. 16 ) OPTIONAL} OPTIONAL,
    extensionContainer      [2] IMPLICIT SEQUENCE {
        privateExtensionList [0] IMPLICIT SEQUENCE ( SIZE (1 .. 10 ) ) OF
            SEQUENCE {
                extId        MAP-EXTENSION .&extensionId ( {
                    '...' ) ,
                extType      MAP-EXTENSION .&ExtensionType ( {
                    '...' { @extId } ) OPTIONAL} OPTIONAL,
                pcs-Extensions [1] IMPLICIT SEQUENCE {
                    ... } OPTIONAL,
                    ... } OPTIONAL,
                    ... },
    o-BcsmCamelTDP-CriteriaList [3] IMPLICIT SEQUENCE ( SIZE (1 .. 10 ) ) OF
        SEQUENCE {
            o-BcsmTriggerDetectionPoint    ENUMERATED {
                collectedInfo (2 ),
                ... },
            destinationNumberCriteria      [0] IMPLICIT SEQUENCE {
                matchType                  [0] IMPLICIT ENUMERATED {
                    inhibiting (0 ),
                    enabling (1 )},
                destinationNumberList      [1] IMPLICIT SEQUENCE ( SIZE (1 .. 10 ) )
                OF
                    OCTET STRING ( SIZE (1 .. 9 ) ) OPTIONAL,
                destinationNumberLengthList [2] IMPLICIT SEQUENCE ( SIZE (1 .. 3 ) )
                OF
                    INTEGER ( 1 .. 15 ) OPTIONAL,
                    ... } OPTIONAL,
            basicServiceCriteria           [1] IMPLICIT SEQUENCE ( SIZE (1 .. 5 ) ) OF
                CHOICE {
                    ext-BearerService      [2] IMPLICIT OCTET STRING ( SIZE (1 .. 5 ) ),
                    ext-Teleservice        [3] IMPLICIT OCTET STRING ( SIZE (1 .. 5 ) )}
                OPTIONAL,
            callTypeCriteria                [2] IMPLICIT ENUMERATED {
                forwarded (0 ),
                notForwarded (1 )} OPTIONAL,
                ... } OPTIONAL},
    extensionContainer      [1] IMPLICIT SEQUENCE {
        privateExtensionList [0] IMPLICIT SEQUENCE ( SIZE (1 .. 10 ) ) OF
            SEQUENCE {
                extId        MAP-EXTENSION .&extensionId ( {
                    '...' ) ,
                extType      MAP-EXTENSION .&ExtensionType ( {
                    '...' { @extId } ) OPTIONAL} OPTIONAL,
                pcs-Extensions [1] IMPLICIT SEQUENCE {
                    ... } OPTIONAL,
                    ... } OPTIONAL,
                    ... },

```

```

... }} OPTIONAL,
cug-CheckInfo [3] IMPLICIT SEQUENCE {
  cug-Interlock OCTET STRING ( SIZE ( 4 ) ),
  cug-OutgoingAccess NULL OPTIONAL,
  extensionContainer SEQUENCE {
    privateExtensionList [0] IMPLICIT SEQUENCE ( SIZE ( 1 .. 10 ) ) OF
      SEQUENCE {
        extId MAP-EXTENSION .&extensionId ( {
          '...' ) ,
        extType MAP-EXTENSION .&ExtensionType ( {
          '...' { @extId } ) OPTIONAL} OPTIONAL,
        pcs-Extensions [1] IMPLICIT SEQUENCE {
          ... } OPTIONAL,
          ... } OPTIONAL,
          ... } OPTIONAL,
cugSubscriptionFlag [6] IMPLICIT NULL OPTIONAL,
subscriberInfo [7] IMPLICIT SEQUENCE {
  locationInformation [0] IMPLICIT SEQUENCE {
    ageOfLocationInformation INTEGER ( 0 .. 32767 ) OPTIONAL,
    geographicalInformation [0] IMPLICIT OCTET STRING ( SIZE ( 8 ) ) OPTIONAL,
    vlr-number [1] IMPLICIT OCTET STRING ( SIZE ( 1 .. 9 ) ) OPTIONAL,
    locationNumber [2] IMPLICIT OCTET STRING ( SIZE ( 2 .. 10 ) ) OPTIONAL,
    cellIdOrLAI [3] CHOICE {
      cellIdFixedLength [0] IMPLICIT OCTET STRING ( SIZE ( 7 ) ),
      laiFixedLength [1] IMPLICIT OCTET STRING ( SIZE ( 5 ) )} OPTIONAL,
    extensionContainer [4] IMPLICIT SEQUENCE {
      privateExtensionList [0] IMPLICIT SEQUENCE ( SIZE ( 1 .. 10 ) ) OF
        SEQUENCE {
          extId MAP-EXTENSION .&extensionId ( {
            '...' ) ,
          extType MAP-EXTENSION .&ExtensionType ( {
            '...' { @extId } ) OPTIONAL} OPTIONAL,
          pcs-Extensions [1] IMPLICIT SEQUENCE {
            ... } OPTIONAL,
            ... } OPTIONAL,
            ... } OPTIONAL,
subscriberState [1] CHOICE {
  assumedIdle [0] IMPLICIT NULL,
  camelBusy [1] IMPLICIT NULL,
  netDetNotReachable ENUMERATED {
    msPurged ( 0 ),
    imsiDetached ( 1 ),
    restrictedArea ( 2 ),
    notRegistered ( 3 )},
  notProvidedFromVLR [2] IMPLICIT NULL} OPTIONAL,
  extensionContainer [2] IMPLICIT SEQUENCE {
    privateExtensionList [0] IMPLICIT SEQUENCE ( SIZE ( 1 .. 10 ) ) OF
      SEQUENCE {
        extId MAP-EXTENSION .&extensionId ( {
          '...' ) ,
        extType MAP-EXTENSION .&ExtensionType ( {
          '...' { @extId } ) OPTIONAL} OPTIONAL,
        pcs-Extensions [1] IMPLICIT SEQUENCE {
          ... } OPTIONAL,
          ... } OPTIONAL,
          ... } OPTIONAL,
ss-List [1] IMPLICIT SEQUENCE ( SIZE ( 1 .. 30 ) ) OF
  OCTET STRING ( SIZE ( 1 ) ) OPTIONAL,
basicService [5] CHOICE {
  ext-BearerService [2] IMPLICIT OCTET STRING ( SIZE ( 1 .. 5 ) ),
  ext-Teleservice [3] IMPLICIT OCTET STRING ( SIZE ( 1 .. 5 ) )} OPTIONAL,
forwardingInterrogationRequired [4] IMPLICIT NULL OPTIONAL,
vmsc-Address [2] IMPLICIT OCTET STRING ( SIZE ( 1 .. 9 ) ) OPTIONAL,
extensionContainer [0] IMPLICIT SEQUENCE {
  privateExtensionList [0] IMPLICIT SEQUENCE ( SIZE ( 1 .. 10 ) ) OF
    SEQUENCE {
      extId MAP-EXTENSION .&extensionId ( {
        '...' ) ,
      extType MAP-EXTENSION .&ExtensionType ( {
        '...' { @extId } ) OPTIONAL} OPTIONAL,
      pcs-Extensions [1] IMPLICIT SEQUENCE {
        ... } OPTIONAL,
        ... } OPTIONAL,
        ... } OPTIONAL,
naea-PreferredCI [10] IMPLICIT SEQUENCE {

```

```

naea-PreferredCIC      [0] IMPLICIT OCTET STRING ( SIZE ( 3 ) ),
extensionContainer     [1] IMPLICIT SEQUENCE {
  privateExtensionList [0] IMPLICIT SEQUENCE ( SIZE ( 1 .. 10 ) ) OF
    SEQUENCE {
      extId      MAP-EXTENSION .&extensionId ( {
        '...' ) ,
      extType    MAP-EXTENSION .&ExtensionType ( {
        '...' { @extId } ) OPTIONAL} OPTIONAL,
      pcs-Extensions [1] IMPLICIT SEQUENCE {
        ... } OPTIONAL,
      ... } OPTIONAL,
      ... } OPTIONAL,
ccbs-Indicators       [11] IMPLICIT SEQUENCE {
ccbs-Possible         [0] IMPLICIT NULL OPTIONAL,
keepCCBS-CallIndicator [1] IMPLICIT NULL OPTIONAL,
extensionContainer    [2] IMPLICIT SEQUENCE {
  privateExtensionList [0] IMPLICIT SEQUENCE ( SIZE ( 1 .. 10 ) ) OF
    SEQUENCE {
      extId      MAP-EXTENSION .&extensionId ( {
        '...' ) ,
      extType    MAP-EXTENSION .&ExtensionType ( {
        '...' { @extId } ) OPTIONAL} OPTIONAL,
      pcs-Extensions [1] IMPLICIT SEQUENCE {
        ... } OPTIONAL,
      ... } OPTIONAL,
      ... } OPTIONAL,
msisdn                [12] IMPLICIT OCTET STRING ( SIZE ( 1 .. 9 ) ) OPTIONAL,
numberPortabilityStatus [13] IMPLICIT ENUMERATED {
  notKnownToBePorted      ( 0 ),
  ownNumberPortedOut      ( 1 ),
  foreignNumberPortedToForeignNetwork ( 2 ),
  ... } OPTIONAL}
ERRORS {
-- systemFailure -- localValue : 34,
-- dataMissing -- localValue : 35,
-- unexpectedDataValue -- localValue : 36,
-- facilityNotSupported -- localValue : 21,
-- or-NotAllowed -- localValue : 48,
-- unknownSubscriber -- localValue : 1,
-- numberChanged -- localValue : 44,
-- bearerServiceNotProvisioned -- localValue : 10,
-- teleserviceNotProvisioned -- localValue : 11,
-- absentSubscriber -- localValue : 27,
-- busySubscriber -- localValue : 45,
-- noSubscriberReply -- localValue : 46,
-- callBarred -- localValue : 13,
-- cug-Reject -- localValue : 15,
-- forwardingViolation -- localValue : 14}
::= localValue : 22

provideRoamingNumber OPERATION
ARGUMENT
provideRoamingNumberArg SEQUENCE {
  imsi [0] IMPLICIT OCTET STRING ( SIZE ( 3 .. 8 ) ),
  msc-Number [1] IMPLICIT OCTET STRING ( SIZE ( 1 .. 9 ) ),
  msisdn [2] IMPLICIT OCTET STRING ( SIZE ( 1 .. 9 ) ) OPTIONAL,
  lmsi [4] IMPLICIT OCTET STRING ( SIZE ( 4 ) ) OPTIONAL,
  gsm-BearerCapability [5] IMPLICIT SEQUENCE {
    protocolId ENUMERATED {
      gsm-0408 ( 1 ),
      gsm-0806 ( 2 ),
      gsm-BSSMAP ( 3 ),
      ets-300102-1 ( 4 )},
    signalInfo OCTET STRING ( SIZE ( 1 .. 200 ) ),
    extensionContainer SEQUENCE {
      privateExtensionList [0] IMPLICIT SEQUENCE ( SIZE ( 1 .. 10 ) ) OF
        SEQUENCE {
          extId      MAP-EXTENSION .&extensionId ( {
            '...' ) ,
          extType    MAP-EXTENSION .&ExtensionType ( {
            '...' { @extId } ) OPTIONAL} OPTIONAL,
          pcs-Extensions [1] IMPLICIT SEQUENCE {
            ... } OPTIONAL,
            ... } OPTIONAL,
            ... } OPTIONAL,
networkSignalInfo [6] IMPLICIT SEQUENCE {
  protocolId ENUMERATED {

```

```

gsm-0408      ( 1 ),
gsm-0806      ( 2 ),
gsm-BSSMAP    ( 3 ),
ets-300102-1  ( 4 )},
signalInfo    OCTET STRING ( SIZE ( 1 .. 200 ) ),
extensionContainer SEQUENCE {
  privateExtensionList [0] IMPLICIT SEQUENCE ( SIZE ( 1 .. 10 ) ) OF
    SEQUENCE {
      extId      MAP-EXTENSION .&extensionId ( {
        '...'} ) ,
      extType    MAP-EXTENSION .&ExtensionType ( {
        '...'} { @extId } ) OPTIONAL} OPTIONAL,
  pcs-Extensions [1] IMPLICIT SEQUENCE {
    ... } OPTIONAL,
  ... } OPTIONAL,
  ... } OPTIONAL,
suppressionOfAnnouncement [7] IMPLICIT NULL OPTIONAL,
gsmc-Address [8] IMPLICIT OCTET STRING ( SIZE ( 1 .. 9 ) ) OPTIONAL,
callReferenceNumber [9] IMPLICIT OCTET STRING ( SIZE ( 1 .. 8 ) ) OPTIONAL,
or-Interrogation [10] IMPLICIT NULL OPTIONAL,
extensionContainer [11] IMPLICIT SEQUENCE {
  privateExtensionList [0] IMPLICIT SEQUENCE ( SIZE ( 1 .. 10 ) ) OF
    SEQUENCE {
      extId      MAP-EXTENSION .&extensionId ( {
        '...'} ) ,
      extType    MAP-EXTENSION .&ExtensionType ( {
        '...'} { @extId } ) OPTIONAL} OPTIONAL,
  pcs-Extensions [1] IMPLICIT SEQUENCE {
    ... } OPTIONAL,
  ... } OPTIONAL,
  ... } OPTIONAL,
... ,
alertingPattern [12] IMPLICIT OCTET STRING ( SIZE ( 1 ) ) OPTIONAL,
ccbs-Call [13] IMPLICIT NULL OPTIONAL,
supportedCamelPhasesInGMSC [15] IMPLICIT BIT STRING {
  phase1 ( 0 ) ,
  phase2 ( 1 ) } ( SIZE ( 1 .. 16 ) ) OPTIONAL,
additionalSignalInfo [14] IMPLICIT SEQUENCE {
  ext-ProtocolId      ENUMERATED {
    ets-300356 ( 1 ) ,
    ... } ,
  signalInfo          OCTET STRING ( SIZE ( 1 .. 200 ) ),
  extensionContainer SEQUENCE {
    privateExtensionList [0] IMPLICIT SEQUENCE ( SIZE ( 1 .. 10 ) ) OF
      SEQUENCE {
        extId      MAP-EXTENSION .&extensionId ( {
          '...'} ) ,
        extType    MAP-EXTENSION .&ExtensionType ( {
          '...'} { @extId } ) OPTIONAL} OPTIONAL,
      pcs-Extensions [1] IMPLICIT SEQUENCE {
        ... } OPTIONAL,
        ... } OPTIONAL,
        ... } OPTIONAL,
        ... } OPTIONAL,
    orNotSupportedInGMSC [16] IMPLICIT NULL OPTIONAL}
RESULT
  provideRoamingNumberRes SEQUENCE {
    roamingNumber      OCTET STRING ( SIZE ( 1 .. 9 ) ),
    extensionContainer SEQUENCE {
      privateExtensionList [0] IMPLICIT SEQUENCE ( SIZE ( 1 .. 10 ) ) OF
        SEQUENCE {
          extId      MAP-EXTENSION .&extensionId ( {
            '...'} ) ,
          extType    MAP-EXTENSION .&ExtensionType ( {
            '...'} { @extId } ) OPTIONAL} OPTIONAL,
        pcs-Extensions [1] IMPLICIT SEQUENCE {
          ... } OPTIONAL,
          ... } OPTIONAL,
          ... } OPTIONAL,
          ... } OPTIONAL,
        ... }
  ... }
ERRORS {
  -- systemFailure -- localValue : 34,
  -- dataMissing -- localValue : 35,
  -- unexpectedDataValue -- localValue : 36,
  -- facilityNotSupported -- localValue : 21,
  -- or-NotAllowed -- localValue : 48,
  -- absentSubscriber -- localValue : 27,
  -- noRoamingNumberAvailable -- localValue : 39}

```

::= localValue : 4

```

resumeCallHandling OPERATION
  ARGUMENT
    resumeCallHandlingArg SEQUENCE {
      callReferenceNumber [0] IMPLICIT OCTET STRING ( SIZE ( 1 .. 8 ) ) OPTIONAL,
      basicServiceGroup [1] CHOICE {
        ext-BearerService [2] IMPLICIT OCTET STRING ( SIZE ( 1 .. 5 ) ),
        ext-Teleservice [3] IMPLICIT OCTET STRING ( SIZE ( 1 .. 5 ) ) } OPTIONAL,
      forwardingData [2] IMPLICIT SEQUENCE {
        forwardedToNumber [5] IMPLICIT OCTET STRING ( SIZE ( 1 .. 9 ) ) OPTIONAL,
        forwardedToSubaddress [4] IMPLICIT OCTET STRING ( SIZE ( 1 .. 21 ) ) OPTIONAL,
        forwardingOptions [6] IMPLICIT OCTET STRING ( SIZE ( 1 ) ) OPTIONAL,
        extensionContainer [7] IMPLICIT SEQUENCE {
          privateExtensionList [0] IMPLICIT SEQUENCE ( SIZE ( 1 .. 10 ) ) OF
            SEQUENCE {
              extId MAP-EXTENSION .&extensionId ( {
                '...' ) ,
              extType MAP-EXTENSION .&ExtensionType ( {
                '...' { @extId } ) OPTIONAL } OPTIONAL,
            pcs-Extensions [1] IMPLICIT SEQUENCE {
              ... } OPTIONAL,
              ... } OPTIONAL,
              ... } OPTIONAL,
            imsi [3] IMPLICIT OCTET STRING ( SIZE ( 3 .. 8 ) ) OPTIONAL,
            cug-CheckInfo [4] IMPLICIT SEQUENCE {
              cug-Interlock OCTET STRING ( SIZE ( 4 ) ),
              cug-OutgoingAccess NULL OPTIONAL,
              extensionContainer SEQUENCE {
                privateExtensionList [0] IMPLICIT SEQUENCE ( SIZE ( 1 .. 10 ) ) OF
                  SEQUENCE {
                    extId MAP-EXTENSION .&extensionId ( {
                      '...' ) ,
                    extType MAP-EXTENSION .&ExtensionType ( {
                      '...' { @extId } ) OPTIONAL } OPTIONAL,
                  pcs-Extensions [1] IMPLICIT SEQUENCE {
                    ... } OPTIONAL,
                    ... } OPTIONAL,
                    ... } OPTIONAL,
                  o-CSI [5] IMPLICIT SEQUENCE {
                    o-BcmCamelTDPDataList SEQUENCE ( SIZE ( 1 .. 10 ) ) OF
                      SEQUENCE {
                        o-BcmTriggerDetectionPoint ENUMERATED {
                          collectedInfo ( 2 ),
                          ... },
                        serviceKey INTEGER ( 0 .. 2147483647 ),
                        gsmSCF-Address [0] IMPLICIT OCTET STRING ( SIZE ( 1 .. 9 ) ),
                        defaultCallHandling [1] IMPLICIT ENUMERATED {
                          continueCall ( 0 ),
                          releaseCall ( 1 ),
                          ... },
                        extensionContainer [2] IMPLICIT SEQUENCE {
                          privateExtensionList [0] IMPLICIT SEQUENCE ( SIZE ( 1 .. 10 ) ) OF
                            SEQUENCE {
                              extId MAP-EXTENSION .&extensionId ( {
                                '...' ) ,
                              extType MAP-EXTENSION .&ExtensionType ( {
                                '...' { @extId } ) OPTIONAL } OPTIONAL,
                              pcs-Extensions [1] IMPLICIT SEQUENCE {
                                ... } OPTIONAL,
                                ... } OPTIONAL,
                                ... },
                              extensionContainer SEQUENCE {
                                privateExtensionList [0] IMPLICIT SEQUENCE ( SIZE ( 1 .. 10 ) ) OF
                                  SEQUENCE {
                                    extId MAP-EXTENSION .&extensionId ( {
                                      '...' ) ,
                                    extType MAP-EXTENSION .&ExtensionType ( {
                                      '...' { @extId } ) OPTIONAL } OPTIONAL,
                                    pcs-Extensions [1] IMPLICIT SEQUENCE {
                                      ... } OPTIONAL,
                                      ... } OPTIONAL,
                                      ... ,
                                      camelCapabilityHandling [0] IMPLICIT INTEGER ( 1 .. 16 ) OPTIONAL } OPTIONAL,
                                  extensionContainer [7] IMPLICIT SEQUENCE {

```

```

privateExtensionList [0] IMPLICIT SEQUENCE ( SIZE ( 1 .. 10 ) ) OF
  SEQUENCE {
    extId      MAP-EXTENSION .&extensionId ( {
      '... } ) ,
    extType    MAP-EXTENSION .&ExtensionType ( {
      '... } { @extId } ) OPTIONAL} OPTIONAL,
  pcs-Extensions [1] IMPLICIT SEQUENCE {
    ... } OPTIONAL,
  ... } OPTIONAL,
ccbs-Possible [8] IMPLICIT NULL OPTIONAL,
msisdn [9] IMPLICIT OCTET STRING ( SIZE ( 1 .. 9 ) ) OPTIONAL,
uu-Data [10] IMPLICIT SEQUENCE {
  uuIndicator [0] IMPLICIT OCTET STRING ( SIZE ( 1 ) ) OPTIONAL,
  uui [1] IMPLICIT OCTET STRING ( SIZE ( 1 .. 131 ) ) OPTIONAL,
  uusCFInteraction [2] IMPLICIT NULL OPTIONAL,
  extensionContainer [3] IMPLICIT SEQUENCE {
    privateExtensionList [0] IMPLICIT SEQUENCE ( SIZE ( 1 .. 10 ) ) OF
      SEQUENCE {
        extId      MAP-EXTENSION .&extensionId ( {
          '... } ) ,
        extType    MAP-EXTENSION .&ExtensionType ( {
          '... } { @extId } ) OPTIONAL} OPTIONAL,
        pcs-Extensions [1] IMPLICIT SEQUENCE {
          ... } OPTIONAL,
        ... } OPTIONAL,
        ... } OPTIONAL,
      allInformationSent [11] IMPLICIT NULL OPTIONAL,
      ... }
RESULT
  resumeCallHandlingRes SEQUENCE {
    extensionContainer SEQUENCE {
      privateExtensionList [0] IMPLICIT SEQUENCE ( SIZE ( 1 .. 10 ) ) OF
        SEQUENCE {
          extId      MAP-EXTENSION .&extensionId ( {
            '... } ) ,
          extType    MAP-EXTENSION .&ExtensionType ( {
            '... } { @extId } ) OPTIONAL} OPTIONAL,
          pcs-Extensions [1] IMPLICIT SEQUENCE {
            ... } OPTIONAL,
            ... } OPTIONAL,
            ... }
ERRORS {
  -- forwardingFailed -- localValue : 47,
  -- or-NotAllowed -- localValue : 48,
  -- unexpectedDataValue -- localValue : 36,
  -- dataMissing -- localValue : 35}
 ::= localValue : 6

provideSIWFSNumber OPERATION
ARGUMENT
  provideSIWFSNumberArg SEQUENCE {
    gsm-BearerCapability [0] IMPLICIT SEQUENCE {
      protocolId      ENUMERATED {
        gsm-0408 ( 1 ) ,
        gsm-0806 ( 2 ) ,
        gsm-BSSMAP ( 3 ) ,
        ets-300102-1 ( 4 ) } ,
      signalInfo      OCTET STRING ( SIZE ( 1 .. 200 ) ) ,
      extensionContainer SEQUENCE {
        privateExtensionList [0] IMPLICIT SEQUENCE ( SIZE ( 1 .. 10 ) ) OF
          SEQUENCE {
            extId      MAP-EXTENSION .&extensionId ( {
              '... } ) ,
            extType    MAP-EXTENSION .&ExtensionType ( {
              '... } { @extId } ) OPTIONAL} OPTIONAL,
            pcs-Extensions [1] IMPLICIT SEQUENCE {
              ... } OPTIONAL,
              ... } OPTIONAL,
              ... } ,
            isdn-BearerCapability [1] IMPLICIT SEQUENCE {
              protocolId      ENUMERATED {
                gsm-0408 ( 1 ) ,
                gsm-0806 ( 2 ) ,
                gsm-BSSMAP ( 3 ) ,
                ets-300102-1 ( 4 ) } ,

```



```
signalInfo          OCTET STRING ( SIZE ( 1 .. 200 ) ),
extensionContainer  SEQUENCE {
  privateExtensionList [0] IMPLICIT SEQUENCE ( SIZE ( 1 .. 10 ) ) OF
    SEQUENCE {
      extId          MAP-EXTENSION .&extensionId ( {
        '...' ) ,
      extType       MAP-EXTENSION .&ExtensionType ( {
        '...' { @extId } ) OPTIONAL} OPTIONAL,
      pcs-Extensions [1] IMPLICIT SEQUENCE {
        ... } OPTIONAL,
      ... } OPTIONAL,
    ... },
call-Direction      [2] IMPLICIT OCTET STRING ( SIZE ( 1 ) ),
b-Subscriber-Address [3] IMPLICIT OCTET STRING ( SIZE ( 1 .. 9 ) ),
chosenChannel       [4] IMPLICIT SEQUENCE {
  protocolId        ENUMERATED {
    gsm-0408         ( 1 ) ,
    gsm-0806         ( 2 ) ,
    gsm-BSSMAP       ( 3 ) ,
    ets-300102-1    ( 4 ) },
  signalInfo        OCTET STRING ( SIZE ( 1 .. 200 ) ),
  extensionContainer SEQUENCE {
    privateExtensionList [0] IMPLICIT SEQUENCE ( SIZE ( 1 .. 10 ) ) OF
      SEQUENCE {
        extId          MAP-EXTENSION .&extensionId ( {
          '...' ) ,
        extType       MAP-EXTENSION .&ExtensionType ( {
          '...' { @extId } ) OPTIONAL} OPTIONAL,
        pcs-Extensions [1] IMPLICIT SEQUENCE {
          ... } OPTIONAL,
          ... } OPTIONAL,
        ... },
  lowerLayerCompatibility [5] IMPLICIT SEQUENCE {
    protocolId        ENUMERATED {
      gsm-0408         ( 1 ) ,
      gsm-0806         ( 2 ) ,
      gsm-BSSMAP       ( 3 ) ,
      ets-300102-1    ( 4 ) },
    signalInfo        OCTET STRING ( SIZE ( 1 .. 200 ) ),
    extensionContainer SEQUENCE {
      privateExtensionList [0] IMPLICIT SEQUENCE ( SIZE ( 1 .. 10 ) ) OF
        SEQUENCE {
          extId          MAP-EXTENSION .&extensionId ( {
            '...' ) ,
          extType       MAP-EXTENSION .&ExtensionType ( {
            '...' { @extId } ) OPTIONAL} OPTIONAL,
          pcs-Extensions [1] IMPLICIT SEQUENCE {
            ... } OPTIONAL,
            ... } OPTIONAL,
          ... } OPTIONAL,
    highLayerCompatibility [6] IMPLICIT SEQUENCE {
      protocolId        ENUMERATED {
        gsm-0408         ( 1 ) ,
        gsm-0806         ( 2 ) ,
        gsm-BSSMAP       ( 3 ) ,
        ets-300102-1    ( 4 ) },
      signalInfo        OCTET STRING ( SIZE ( 1 .. 200 ) ),
      extensionContainer SEQUENCE {
        privateExtensionList [0] IMPLICIT SEQUENCE ( SIZE ( 1 .. 10 ) ) OF
          SEQUENCE {
            extId          MAP-EXTENSION .&extensionId ( {
              '...' ) ,
            extType       MAP-EXTENSION .&ExtensionType ( {
              '...' { @extId } ) OPTIONAL} OPTIONAL,
            pcs-Extensions [1] IMPLICIT SEQUENCE {
              ... } OPTIONAL,
              ... } OPTIONAL,
              ... } OPTIONAL,
      extensionContainer [7] IMPLICIT SEQUENCE {
        privateExtensionList [0] IMPLICIT SEQUENCE ( SIZE ( 1 .. 10 ) ) OF
          SEQUENCE {
            extId          MAP-EXTENSION .&extensionId ( {
              '...' ) ,
            extType       MAP-EXTENSION .&ExtensionType ( {
```



```

        ... } OPTIONAL,
        ... }
RESULT
  siWFSSignallingModifyRes SEQUENCE {
    chosenChannel [0] IMPLICIT SEQUENCE {
      protocolId ENUMERATED {
        gsm-0408 (1 ),
        gsm-0806 (2 ),
        gsm-BSSMAP (3 ),
        ets-300102-1 (4 )},
      signalInfo OCTET STRING ( SIZE (1 .. 200 ) ),
      extensionContainer SEQUENCE {
        privateExtensionList [0] IMPLICIT SEQUENCE ( SIZE (1 .. 10 ) ) OF
          SEQUENCE {
            extId MAP-EXTENSION .&extensionId ( {
              '...' ) ,
            extType MAP-EXTENSION .&ExtensionType ( {
              '...' { @extId } ) OPTIONAL} OPTIONAL,
            pcs-Extensions [1] IMPLICIT SEQUENCE {
              ... } OPTIONAL,
              ... } OPTIONAL,
              ... } OPTIONAL,
            extensionContainer [1] IMPLICIT SEQUENCE {
              privateExtensionList [0] IMPLICIT SEQUENCE ( SIZE (1 .. 10 ) ) OF
                SEQUENCE {
                  extId MAP-EXTENSION .&extensionId ( {
                    '...' ) ,
                  extType MAP-EXTENSION .&ExtensionType ( {
                    '...' { @extId } ) OPTIONAL} OPTIONAL,
                  pcs-Extensions [1] IMPLICIT SEQUENCE {
                    ... } OPTIONAL,
                    ... } OPTIONAL,
                    ... } OPTIONAL,
                ... }
            ... }
ERRORS {
  -- resourceLimitation -- localValue : 51,
  -- dataMissing -- localValue : 35,
  -- unexpectedDataValue -- localValue : 36,
  -- systemFailure -- localValue : 34}
 ::= localValue : 32

setReportingState OPERATION
  ARGUMENT
    setReportingStateArg SEQUENCE {
      imsi [0] IMPLICIT OCTET STRING ( SIZE (3 .. 8 ) ) OPTIONAL,
      lmsi [1] IMPLICIT OCTET STRING ( SIZE (4 ) ) OPTIONAL,
      ccbs-Monitoring [2] IMPLICIT ENUMERATED {
        stopMonitoring (0 ),
        startMonitoring (1 ),
        ... } OPTIONAL,
      extensionContainer [3] IMPLICIT SEQUENCE {
        privateExtensionList [0] IMPLICIT SEQUENCE ( SIZE (1 .. 10 ) ) OF
          SEQUENCE {
            extId MAP-EXTENSION .&extensionId ( {
              '...' ) ,
            extType MAP-EXTENSION .&ExtensionType ( {
              '...' { @extId } ) OPTIONAL} OPTIONAL,
            pcs-Extensions [1] IMPLICIT SEQUENCE {
              ... } OPTIONAL,
              ... } OPTIONAL,
              ... }
        ... }
  RESULT
    setReportingStateRes SEQUENCE {
      ccbs-SubscriberStatus [0] IMPLICIT ENUMERATED {
        ccbsNotIdle (0 ),
        ccbsIdle (1 ),
        ccbsNotReachable (2 ),
        ... } OPTIONAL,
      extensionContainer [1] IMPLICIT SEQUENCE {
        privateExtensionList [0] IMPLICIT SEQUENCE ( SIZE (1 .. 10 ) ) OF
          SEQUENCE {
            extId MAP-EXTENSION .&extensionId ( {
              '...' ) ,
            extType MAP-EXTENSION .&ExtensionType ( {
              '...' { @extId } ) OPTIONAL} OPTIONAL,
            pcs-Extensions [1] IMPLICIT SEQUENCE {

```

```

        ... } OPTIONAL,
        ... } OPTIONAL,
    ... }
ERRORS {
-- systemFailure -- localValue : 34,
-- unidentifiedSubscriber -- localValue : 5,
-- unexpectedDataValue -- localValue : 36,
-- dataMissing -- localValue : 35,
-- resourceLimitation -- localValue : 51,
-- facilityNotSupported -- localValue : 21}
 ::= localValue : 73

statusReport OPERATION
ARGUMENT
statusReportArg SEQUENCE {
imsi [0] IMPLICIT OCTET STRING ( SIZE ( 3 .. 8 ) ),
eventReportData [1] IMPLICIT SEQUENCE {
ccbs-SubscriberStatus [0] IMPLICIT ENUMERATED {
ccbsNotIdle ( 0 ),
ccbsIdle ( 1 ),
ccbsNotReachable ( 2 ),
... } OPTIONAL,
extensionContainer [1] IMPLICIT SEQUENCE {
privateExtensionList [0] IMPLICIT SEQUENCE ( SIZE ( 1 .. 10 ) ) OF
SEQUENCE {
extId MAP-EXTENSION .&extensionId ( {
'...' } ),
extType MAP-EXTENSION .&ExtensionType ( {
'...' { @extId } ) OPTIONAL} OPTIONAL,
pcs-Extensions [1] IMPLICIT SEQUENCE {
... } OPTIONAL,
... } OPTIONAL,
... } OPTIONAL,
callReportdata [2] IMPLICIT SEQUENCE {
monitoringMode [0] IMPLICIT ENUMERATED {
a-side ( 0 ),
b-side ( 1 ),
... } OPTIONAL,
callOutcome [1] IMPLICIT ENUMERATED {
success ( 0 ),
failure ( 1 ),
busy ( 2 ),
... } OPTIONAL,
extensionContainer [2] IMPLICIT SEQUENCE {
privateExtensionList [0] IMPLICIT SEQUENCE ( SIZE ( 1 .. 10 ) ) OF
SEQUENCE {
extId MAP-EXTENSION .&extensionId ( {
'...' } ),
extType MAP-EXTENSION .&ExtensionType ( {
'...' { @extId } ) OPTIONAL} OPTIONAL,
pcs-Extensions [1] IMPLICIT SEQUENCE {
... } OPTIONAL,
... } OPTIONAL,
... } OPTIONAL,
extensionContainer [3] IMPLICIT SEQUENCE {
privateExtensionList [0] IMPLICIT SEQUENCE ( SIZE ( 1 .. 10 ) ) OF
SEQUENCE {
extId MAP-EXTENSION .&extensionId ( {
'...' } ),
extType MAP-EXTENSION .&ExtensionType ( {
'...' { @extId } ) OPTIONAL} OPTIONAL,
pcs-Extensions [1] IMPLICIT SEQUENCE {
... } OPTIONAL,
... } OPTIONAL,
... }
... }
RESULT
statusReportRes SEQUENCE {
extensionContainer [0] IMPLICIT SEQUENCE {
privateExtensionList [0] IMPLICIT SEQUENCE ( SIZE ( 1 .. 10 ) ) OF
SEQUENCE {
extId MAP-EXTENSION .&extensionId ( {
'...' } ),
extType MAP-EXTENSION .&ExtensionType ( {
'...' { @extId } ) OPTIONAL} OPTIONAL,
pcs-Extensions [1] IMPLICIT SEQUENCE {
... }

```

```

        ... } OPTIONAL,
        ... } OPTIONAL,
    ... }
ERRORS {
-- unknownSubscriber -- localValue : 1,
-- systemFailure -- localValue : 34,
-- unexpectedDataValue -- localValue : 36,
-- dataMissing -- localValue : 35}
::= localValue : 74

remoteUserFree OPERATION
ARGUMENT
remoteUserFreeArg SEQUENCE {
imsi [0] IMPLICIT OCTET STRING ( SIZE ( 3 .. 8 ) ),
callInfo [1] IMPLICIT SEQUENCE {
protocolId ENUMERATED {
gsm-0408 (1 ),
gsm-0806 (2 ),
gsm-BSSMAP (3 ),
ets-300102-1 (4 )},
signalInfo OCTET STRING ( SIZE ( 1 .. 200 ) ),
extensionContainer SEQUENCE {
privateExtensionList [0] IMPLICIT SEQUENCE ( SIZE ( 1 .. 10 ) ) OF
SEQUENCE {
extId MAP-EXTENSION .&extensionId ( {
'...'} ) ,
extType MAP-EXTENSION .&ExtensionType ( {
'...' { @extId } ) OPTIONAL} OPTIONAL,
pcs-Extensions [1] IMPLICIT SEQUENCE {
... } OPTIONAL,
... } OPTIONAL,
... },
ccbs-Feature [2] IMPLICIT SEQUENCE {
ccbs-Index [0] IMPLICIT INTEGER ( 1 .. 5 ) OPTIONAL,
b-subscriberNumber [1] IMPLICIT OCTET STRING ( SIZE ( 1 .. 9 ) ) OPTIONAL,
b-subscriberSubaddress [2] IMPLICIT OCTET STRING ( SIZE ( 1 .. 21 ) ) OPTIONAL,
basicServiceGroup [3] CHOICE {
bearerService [2] IMPLICIT OCTET STRING ( SIZE ( 1 ) ),
teleservice [3] IMPLICIT OCTET STRING ( SIZE ( 1 ) )} OPTIONAL,
... },
translatedB-Number [3] IMPLICIT OCTET STRING ( SIZE ( 1 .. 9 ) ),
replaceB-Number [4] IMPLICIT NULL OPTIONAL,
alertingPattern [5] IMPLICIT OCTET STRING ( SIZE ( 1 ) ) OPTIONAL,
extensionContainer [6] IMPLICIT SEQUENCE {
privateExtensionList [0] IMPLICIT SEQUENCE ( SIZE ( 1 .. 10 ) ) OF
SEQUENCE {
extId MAP-EXTENSION .&extensionId ( {
'...'} ) ,
extType MAP-EXTENSION .&ExtensionType ( {
'...' { @extId } ) OPTIONAL} OPTIONAL,
pcs-Extensions [1] IMPLICIT SEQUENCE {
... } OPTIONAL,
... } OPTIONAL,
... }
}
RESULT
remoteUserFreeRes SEQUENCE {
ruf-Outcome [0] IMPLICIT ENUMERATED {
accepted (0 ),
rejected (1 ),
noResponseFromFreeMS (2 ),
noResponseFromBusyMS (3 ),
udubFromFreeMS (4 ),
udubFromBusyMS (5 ),
... },
extensionContainer [1] IMPLICIT SEQUENCE {
privateExtensionList [0] IMPLICIT SEQUENCE ( SIZE ( 1 .. 10 ) ) OF
SEQUENCE {
extId MAP-EXTENSION .&extensionId ( {
'...'} ) ,
extType MAP-EXTENSION .&ExtensionType ( {
'...' { @extId } ) OPTIONAL} OPTIONAL,
pcs-Extensions [1] IMPLICIT SEQUENCE {
... } OPTIONAL,
... } OPTIONAL,
... }
}
ERRORS {
-- unexpectedDataValue -- localValue : 36,

```

```

-- dataMissing -- localValue : 35,
-- incompatibleTerminal -- localValue : 28,
-- absentSubscriber -- localValue : 27,
-- systemFailure -- localValue : 34,
-- busySubscriber -- localValue : 45}
 ::= localValue : 75

registerSS OPERATION
ARGUMENT
  registerSS-Arg SEQUENCE {
    ss-Code          OCTET STRING ( SIZE ( 1 ) ),
    basicService     CHOICE {
      bearerService  [2] IMPLICIT OCTET STRING ( SIZE ( 1 ) ),
      teleservice    [3] IMPLICIT OCTET STRING ( SIZE ( 1 ) )} OPTIONAL,
    forwardedToNumber [4] IMPLICIT OCTET STRING ( SIZE ( 1 .. 20 ) ) OPTIONAL,
    forwardedToSubaddress [6] IMPLICIT OCTET STRING ( SIZE ( 1 .. 21 ) ) OPTIONAL,
    noReplyConditionTime [5] IMPLICIT INTEGER ( 5 .. 30 ) OPTIONAL,
    ... ,
    defaultPriority   [7] IMPLICIT INTEGER ( 0 .. 15 ) OPTIONAL}
RESULT
  ss-Info CHOICE {
    forwardingInfo [0] IMPLICIT SEQUENCE {
      ss-Code          OCTET STRING ( SIZE ( 1 ) ) OPTIONAL,
      forwardingFeatureList SEQUENCE ( SIZE ( 1 .. 13 ) ) OF
        SEQUENCE {
          basicService CHOICE {
            bearerService [2] IMPLICIT OCTET STRING ( SIZE ( 1 ) ),
            teleservice   [3] IMPLICIT OCTET STRING ( SIZE ( 1 ) )} OPTIONAL,
          ss-Status      [4] IMPLICIT OCTET STRING ( SIZE ( 1 ) ) OPTIONAL,
          forwardedToNumber [5] IMPLICIT OCTET STRING ( SIZE ( 1 .. 9 ) ) OPTIONAL,
          forwardedToSubaddress [8] IMPLICIT OCTET STRING ( SIZE ( 1 .. 21 ) ) OPTIONAL,
          forwardingOptions [6] IMPLICIT OCTET STRING ( SIZE ( 1 ) ) OPTIONAL,
          noReplyConditionTime [7] IMPLICIT INTEGER ( 5 .. 30 ) OPTIONAL,
          ... },
        ... },
    callBarringInfo [1] IMPLICIT SEQUENCE {
      ss-Code          OCTET STRING ( SIZE ( 1 ) ) OPTIONAL,
      callBarringFeatureList SEQUENCE ( SIZE ( 1 .. 13 ) ) OF
        SEQUENCE {
          basicService CHOICE {
            bearerService [2] IMPLICIT OCTET STRING ( SIZE ( 1 ) ),
            teleservice   [3] IMPLICIT OCTET STRING ( SIZE ( 1 ) )} OPTIONAL,
          ss-Status      [4] IMPLICIT OCTET STRING ( SIZE ( 1 ) ) OPTIONAL,
          ... },
        ... },
    ss-Data [3] IMPLICIT SEQUENCE {
      ss-Code          OCTET STRING ( SIZE ( 1 ) ) OPTIONAL,
      ss-Status        [4] IMPLICIT OCTET STRING ( SIZE ( 1 ) ) OPTIONAL,
      ss-SubscriptionOption CHOICE {
        cliRestrictionOption [2] IMPLICIT ENUMERATED {
          permanent          ( 0 ),
          temporaryDefaultRestricted ( 1 ),
          temporaryDefaultAllowed ( 2 )},
        overrideCategory [1] IMPLICIT ENUMERATED {
          overrideEnabled ( 0 ),
          overrideDisabled ( 1 )} OPTIONAL,
      basicServiceGroupList SEQUENCE ( SIZE ( 1 .. 13 ) ) OF
        CHOICE {
          bearerService [2] IMPLICIT OCTET STRING ( SIZE ( 1 ) ),
          teleservice   [3] IMPLICIT OCTET STRING ( SIZE ( 1 ) )} OPTIONAL,
          ... ,
      defaultPriority   INTEGER ( 0 .. 15 ) OPTIONAL}}
  ERRORS {
    -- systemFailure -- localValue : 34,
    -- dataMissing -- localValue : 35,
    -- unexpectedDataValue -- localValue : 36,
    -- bearerServiceNotProvisioned -- localValue : 10,
    -- teleserviceNotProvisioned -- localValue : 11,
    -- callBarred -- localValue : 13,
    -- illegalSS-Operation -- localValue : 16,
    -- ss-ErrorStatus -- localValue : 17,
    -- ss-Incompatibility -- localValue : 20}
 ::= localValue : 10

eraseSS OPERATION
ARGUMENT
  ss-ForBS SEQUENCE {
    ss-Code          OCTET STRING ( SIZE ( 1 ) ),
    basicService     CHOICE {
      bearerService  [2] IMPLICIT OCTET STRING ( SIZE ( 1 ) ),
      teleservice    [3] IMPLICIT OCTET STRING ( SIZE ( 1 ) )} OPTIONAL,
    ... }
RESULT
```

```

ss-Info CHOICE {
  forwardingInfo [0] IMPLICIT SEQUENCE {
    ss-Code OCTET STRING ( SIZE ( 1 ) ) OPTIONAL,
    forwardingFeatureList SEQUENCE ( SIZE ( 1 .. 13 ) ) OF
      SEQUENCE {
        basicService CHOICE {
          bearerService [2] IMPLICIT OCTET STRING ( SIZE ( 1 ) ),
          teleservice [3] IMPLICIT OCTET STRING ( SIZE ( 1 ) )} OPTIONAL,
        ss-Status [4] IMPLICIT OCTET STRING ( SIZE ( 1 ) ) OPTIONAL,
        forwardedToNumber [5] IMPLICIT OCTET STRING ( SIZE ( 1 .. 9 ) ) OPTIONAL,
        forwardedToSubaddress [8] IMPLICIT OCTET STRING ( SIZE ( 1 .. 21 ) ) OPTIONAL,
        forwardingOptions [6] IMPLICIT OCTET STRING ( SIZE ( 1 ) ) OPTIONAL,
        noReplyConditionTime [7] IMPLICIT INTEGER ( 5 .. 30 ) OPTIONAL,
        ... },
      ... },
  callBarringInfo [1] IMPLICIT SEQUENCE {
    ss-Code OCTET STRING ( SIZE ( 1 ) ) OPTIONAL,
    callBarringFeatureList SEQUENCE ( SIZE ( 1 .. 13 ) ) OF
      SEQUENCE {
        basicService CHOICE {
          bearerService [2] IMPLICIT OCTET STRING ( SIZE ( 1 ) ),
          teleservice [3] IMPLICIT OCTET STRING ( SIZE ( 1 ) )} OPTIONAL,
        ss-Status [4] IMPLICIT OCTET STRING ( SIZE ( 1 ) ) OPTIONAL,
        ... },
      ... },
  ss-Data [3] IMPLICIT SEQUENCE {
    ss-Code OCTET STRING ( SIZE ( 1 ) ) OPTIONAL,
    ss-Status [4] IMPLICIT OCTET STRING ( SIZE ( 1 ) ) OPTIONAL,
    ss-SubscriptionOption CHOICE {
      cliRestrictionOption [2] IMPLICIT ENUMERATED {
        permanent ( 0 ),
        temporaryDefaultRestricted ( 1 ),
        temporaryDefaultAllowed ( 2 )},
      overrideCategory [1] IMPLICIT ENUMERATED {
        overrideEnabled ( 0 ),
        overrideDisabled ( 1 )}} OPTIONAL,
    basicServiceGroupList SEQUENCE ( SIZE ( 1 .. 13 ) ) OF
      CHOICE {
        bearerService [2] IMPLICIT OCTET STRING ( SIZE ( 1 ) ),
        teleservice [3] IMPLICIT OCTET STRING ( SIZE ( 1 ) )} OPTIONAL,
      ... ,
    defaultPriority INTEGER ( 0 .. 15 ) OPTIONAL}}
ERRORS {
  -- systemFailure -- localValue : 34,
  -- dataMissing -- localValue : 35,
  -- unexpectedDataValue -- localValue : 36,
  -- bearerServiceNotProvisioned -- localValue : 10,
  -- teleserviceNotProvisioned -- localValue : 11,
  -- callBarred -- localValue : 13,
  -- illegalSS-Operation -- localValue : 16,
  -- ss-ErrorStatus -- localValue : 17}
 ::= localValue : 11

activateSS OPERATION
  ARGUMENT
    ss-ForBS SEQUENCE {
      ss-Code OCTET STRING ( SIZE ( 1 ) ),
      basicService CHOICE {
        bearerService [2] IMPLICIT OCTET STRING ( SIZE ( 1 ) ),
        teleservice [3] IMPLICIT OCTET STRING ( SIZE ( 1 ) )} OPTIONAL,
      ... }
  RESULT
    ss-Info CHOICE {
      forwardingInfo [0] IMPLICIT SEQUENCE {
        ss-Code OCTET STRING ( SIZE ( 1 ) ) OPTIONAL,
        forwardingFeatureList SEQUENCE ( SIZE ( 1 .. 13 ) ) OF
          SEQUENCE {
            basicService CHOICE {
              bearerService [2] IMPLICIT OCTET STRING ( SIZE ( 1 ) ),
              teleservice [3] IMPLICIT OCTET STRING ( SIZE ( 1 ) )} OPTIONAL,
            ss-Status [4] IMPLICIT OCTET STRING ( SIZE ( 1 ) ) OPTIONAL,
            forwardedToNumber [5] IMPLICIT OCTET STRING ( SIZE ( 1 .. 9 ) ) OPTIONAL,
            forwardedToSubaddress [8] IMPLICIT OCTET STRING ( SIZE ( 1 .. 21 ) ) OPTIONAL,
            forwardingOptions [6] IMPLICIT OCTET STRING ( SIZE ( 1 ) ) OPTIONAL,
            noReplyConditionTime [7] IMPLICIT INTEGER ( 5 .. 30 ) OPTIONAL,
            ... },
          ... },
      callBarringInfo [1] IMPLICIT SEQUENCE {
        ss-Code OCTET STRING ( SIZE ( 1 ) ) OPTIONAL,
        callBarringFeatureList SEQUENCE ( SIZE ( 1 .. 13 ) ) OF
          SEQUENCE {
            basicService CHOICE {
              bearerService [2] IMPLICIT OCTET STRING ( SIZE ( 1 ) ),

```

```

        teleservice          [3] IMPLICIT OCTET STRING ( SIZE ( 1 ) ) } OPTIONAL,
        ss-Status           [4] IMPLICIT OCTET STRING ( SIZE ( 1 ) ) OPTIONAL,
        ... },
    ... },
ss-Data                    [3] IMPLICIT SEQUENCE {
    ss-Code                 OCTET STRING ( SIZE ( 1 ) ) OPTIONAL,
    ss-Status               [4] IMPLICIT OCTET STRING ( SIZE ( 1 ) ) OPTIONAL,
    ss-SubscriptionOption   CHOICE {
        cliRestrictionOption [2] IMPLICIT ENUMERATED {
            permanent          ( 0 ),
            temporaryDefaultRestricted ( 1 ),
            temporaryDefaultAllowed ( 2 ) },
        overrideCategory      [1] IMPLICIT ENUMERATED {
            overrideEnabled    ( 0 ),
            overrideDisabled   ( 1 ) } } OPTIONAL,
    basicServiceGroupList   SEQUENCE ( SIZE ( 1 .. 13 ) ) OF
        CHOICE {
            bearerService      [2] IMPLICIT OCTET STRING ( SIZE ( 1 ) ),
            teleservice         [3] IMPLICIT OCTET STRING ( SIZE ( 1 ) ) } OPTIONAL,
            ... ,
        defaultPriority        INTEGER ( 0 .. 15 ) OPTIONAL } }
ERRORS {
-- systemFailure -- localValue : 34,
-- dataMissing -- localValue : 35,
-- unexpectedDataValue -- localValue : 36,
-- bearerServiceNotProvisioned -- localValue : 10,
-- teleserviceNotProvisioned -- localValue : 11,
-- callBarred -- localValue : 13,
-- illegalSS-Operation -- localValue : 16,
-- ss-ErrorStatus -- localValue : 17,
-- ss-SubscriptionViolation -- localValue : 19,
-- ss-Incompatibility -- localValue : 20,
-- negativePW-Check -- localValue : 38,
-- numberOfPW-AttemptsViolation -- localValue : 43}
 ::= localValue : 12

deactivateSS OPERATION
ARGUMENT
    ss-ForBS SEQUENCE {
        ss-Code OCTET STRING ( SIZE ( 1 ) ),
        basicService CHOICE {
            bearerService [2] IMPLICIT OCTET STRING ( SIZE ( 1 ) ),
            teleservice [3] IMPLICIT OCTET STRING ( SIZE ( 1 ) ) } OPTIONAL,
        ... }
RESULT
    ss-Info CHOICE {
        forwardingInfo [0] IMPLICIT SEQUENCE {
            ss-Code OCTET STRING ( SIZE ( 1 ) ) OPTIONAL,
            forwardingFeatureList SEQUENCE ( SIZE ( 1 .. 13 ) ) OF
                SEQUENCE {
                    basicService CHOICE {
                        bearerService [2] IMPLICIT OCTET STRING ( SIZE ( 1 ) ),
                        teleservice [3] IMPLICIT OCTET STRING ( SIZE ( 1 ) ) } OPTIONAL,
                    ss-Status [4] IMPLICIT OCTET STRING ( SIZE ( 1 ) ) OPTIONAL,
                    forwardedToNumber [5] IMPLICIT OCTET STRING ( SIZE ( 1 .. 9 ) ) OPTIONAL,
                    forwardedToSubaddress [8] IMPLICIT OCTET STRING ( SIZE ( 1 .. 21 ) ) OPTIONAL,
                    forwardingOptions [6] IMPLICIT OCTET STRING ( SIZE ( 1 ) ) OPTIONAL,
                    noReplyConditionTime [7] IMPLICIT INTEGER ( 5 .. 30 ) OPTIONAL,
                    ... },
                ... },
        callBarringInfo [1] IMPLICIT SEQUENCE {
            ss-Code OCTET STRING ( SIZE ( 1 ) ) OPTIONAL,
            callBarringFeatureList SEQUENCE ( SIZE ( 1 .. 13 ) ) OF
                SEQUENCE {
                    basicService CHOICE {
                        bearerService [2] IMPLICIT OCTET STRING ( SIZE ( 1 ) ),
                        teleservice [3] IMPLICIT OCTET STRING ( SIZE ( 1 ) ) } OPTIONAL,
                    ss-Status [4] IMPLICIT OCTET STRING ( SIZE ( 1 ) ) OPTIONAL,
                    ... },
                ... },
        ss-Data [3] IMPLICIT SEQUENCE {
            ss-Code OCTET STRING ( SIZE ( 1 ) ) OPTIONAL,
            ss-Status [4] IMPLICIT OCTET STRING ( SIZE ( 1 ) ) OPTIONAL,
            ss-SubscriptionOption CHOICE {
                cliRestrictionOption [2] IMPLICIT ENUMERATED {
                    permanent ( 0 ),
                    temporaryDefaultRestricted ( 1 ),
                    temporaryDefaultAllowed ( 2 ) },
                overrideCategory [1] IMPLICIT ENUMERATED {
                    overrideEnabled ( 0 ),
                    overrideDisabled ( 1 ) } } OPTIONAL,
            basicServiceGroupList SEQUENCE ( SIZE ( 1 .. 13 ) ) OF
                CHOICE {

```



```

        bearerService      [2] IMPLICIT OCTET STRING ( SIZE ( 1 ) ),
        teleservice        [3] IMPLICIT OCTET STRING ( SIZE ( 1 ) )} OPTIONAL,
        ... ,
        defaultPriority     INTEGER ( 0 .. 15 ) OPTIONAL}}
ERRORS {
-- systemFailure -- localValue : 34,
-- dataMissing -- localValue : 35,
-- unexpectedDataValue -- localValue : 36,
-- bearerServiceNotProvisioned -- localValue : 10,
-- teleserviceNotProvisioned -- localValue : 11,
-- callBarred -- localValue : 13,
-- illegalSS-Operation -- localValue : 16,
-- ss-ErrorStatus -- localValue : 17,
-- ss-SubscriptionViolation -- localValue : 19,
-- negativePW-Check -- localValue : 38,
-- numberOfPW-AttemptsViolation -- localValue : 43}
 ::= localValue : 13

interrogateSS OPERATION
ARGUMENT
  ss-ForBS SEQUENCE {
    ss-Code OCTET STRING ( SIZE ( 1 ) ),
    basicService CHOICE {
      bearerService [2] IMPLICIT OCTET STRING ( SIZE ( 1 ) ),
      teleservice [3] IMPLICIT OCTET STRING ( SIZE ( 1 ) )} OPTIONAL,
    ... }
RESULT
  interrogateSS-Res CHOICE {
    ss-Status [0] IMPLICIT OCTET STRING ( SIZE ( 1 ) ),
    basicServiceGroupList [2] IMPLICIT SEQUENCE ( SIZE ( 1 .. 13 ) ) OF
      CHOICE {
        bearerService [2] IMPLICIT OCTET STRING ( SIZE ( 1 ) ),
        teleservice [3] IMPLICIT OCTET STRING ( SIZE ( 1 ) )},
    forwardingFeatureList [3] IMPLICIT SEQUENCE ( SIZE ( 1 .. 13 ) ) OF
      SEQUENCE {
        basicService CHOICE {
          bearerService [2] IMPLICIT OCTET STRING ( SIZE ( 1 ) ),
          teleservice [3] IMPLICIT OCTET STRING ( SIZE ( 1 ) )} OPTIONAL,
        ss-Status [4] IMPLICIT OCTET STRING ( SIZE ( 1 ) ) OPTIONAL,
        forwardedToNumber [5] IMPLICIT OCTET STRING ( SIZE ( 1 .. 9 ) ) OPTIONAL,
        forwardedToSubaddress [8] IMPLICIT OCTET STRING ( SIZE ( 1 .. 21 ) ) OPTIONAL,
        forwardingOptions [6] IMPLICIT OCTET STRING ( SIZE ( 1 ) ) OPTIONAL,
        noReplyConditionTime [7] IMPLICIT INTEGER ( 5 .. 30 ) OPTIONAL,
        ... },
    genericServiceInfo [4] IMPLICIT SEQUENCE {
      ss-Status OCTET STRING ( SIZE ( 1 ) ),
      cliRestrictionOption ENUMERATED {
        permanent ( 0 ),
        temporaryDefaultRestricted ( 1 ),
        temporaryDefaultAllowed ( 2 )} OPTIONAL,
      ... ,
      maximumEntitledPriority [0] IMPLICIT INTEGER ( 0 .. 15 ) OPTIONAL,
      defaultPriority [1] IMPLICIT INTEGER ( 0 .. 15 ) OPTIONAL,
      ccbs-FeatureList [2] IMPLICIT SEQUENCE ( SIZE ( 1 .. 5 ) ) OF
        SEQUENCE {
          ccbs-Index [0] IMPLICIT INTEGER ( 1 .. 5 ) OPTIONAL,
          b-subscriberNumber [1] IMPLICIT OCTET STRING ( SIZE ( 1 .. 9 ) ) OPTIONAL,
          b-subscriberSubaddress [2] IMPLICIT OCTET STRING ( SIZE ( 1 .. 21 ) ) OPTIONAL,
          basicServiceGroup [3] CHOICE {
            bearerService [2] IMPLICIT OCTET STRING ( SIZE ( 1 ) ),
            teleservice [3] IMPLICIT OCTET STRING ( SIZE ( 1 ) )} OPTIONAL,
          ... } OPTIONAL}}
ERRORS {
-- systemFailure -- localValue : 34,
-- dataMissing -- localValue : 35,
-- unexpectedDataValue -- localValue : 36,
-- bearerServiceNotProvisioned -- localValue : 10,
-- teleserviceNotProvisioned -- localValue : 11,
-- callBarred -- localValue : 13,
-- illegalSS-Operation -- localValue : 16,
-- ss-NotAvailable -- localValue : 18}
 ::= localValue : 14

processUnstructuredSS-Request OPERATION
ARGUMENT
  ussd-Arg SEQUENCE {
    ussd-DataCodingScheme OCTET STRING ( SIZE ( 1 ) ),
    ussd-String OCTET STRING ( SIZE ( 1 .. 160 ) ),
    ... ,
    alertingPattern OCTET STRING ( SIZE ( 1 ) ) OPTIONAL,
    msisdn [0] IMPLICIT OCTET STRING ( SIZE ( 1 .. 9 ) ) OPTIONAL}
RESULT
  ussd-Res SEQUENCE {

```

```

        ussd-DataCodingScheme  OCTET STRING ( SIZE ( 1 ) ),
        ussd-String            OCTET STRING ( SIZE ( 1 .. 160 ) ),
        ... }
ERRORS {
-- systemFailure -- localValue : 34,
-- dataMissing -- localValue : 35,
-- unexpectedDataValue -- localValue : 36,
-- unknownAlphabet -- localValue : 71,
-- callBarred -- localValue : 13}
 ::= localValue : 59

unstructuredSS-Request OPERATION
ARGUMENT
  ussd-Arg SEQUENCE {
    ussd-DataCodingScheme  OCTET STRING ( SIZE ( 1 ) ),
    ussd-String            OCTET STRING ( SIZE ( 1 .. 160 ) ),
    ... ,
    alertingPattern       OCTET STRING ( SIZE ( 1 ) ) OPTIONAL,
    msisdn                 [0] IMPLICIT OCTET STRING ( SIZE ( 1 .. 9 ) ) OPTIONAL}
RESULT
  ussd-Res SEQUENCE {
    ussd-DataCodingScheme  OCTET STRING ( SIZE ( 1 ) ),
    ussd-String            OCTET STRING ( SIZE ( 1 .. 160 ) ),
    ... }
ERRORS {
-- systemFailure -- localValue : 34,
-- dataMissing -- localValue : 35,
-- unexpectedDataValue -- localValue : 36,
-- absentSubscriber -- localValue : 27,
-- illegalSubscriber -- localValue : 9,
-- illegalEquipment -- localValue : 12,
-- unknownAlphabet -- localValue : 71,
-- ussd-Busy -- localValue : 72}
 ::= localValue : 60

unstructuredSS-Notify OPERATION
ARGUMENT
  ussd-Arg SEQUENCE {
    ussd-DataCodingScheme  OCTET STRING ( SIZE ( 1 ) ),
    ussd-String            OCTET STRING ( SIZE ( 1 .. 160 ) ),
    ... ,
    alertingPattern       OCTET STRING ( SIZE ( 1 ) ) OPTIONAL,
    msisdn                 [0] IMPLICIT OCTET STRING ( SIZE ( 1 .. 9 ) ) OPTIONAL}
ERRORS {
-- systemFailure -- localValue : 34,
-- dataMissing -- localValue : 35,
-- unexpectedDataValue -- localValue : 36,
-- absentSubscriber -- localValue : 27,
-- illegalSubscriber -- localValue : 9,
-- illegalEquipment -- localValue : 12,
-- unknownAlphabet -- localValue : 71,
-- ussd-Busy -- localValue : 72}
 ::= localValue : 61

registerPassword OPERATION
ARGUMENT
  ss-Code OCTET STRING ( SIZE ( 1 ) )
RESULT
  newPassword NumericString ( FROM ( "0" | "1" | "2" | "3" | "4" | "5" | "6" | "7" | "8" | "9" ) | SIZE ( 4 ) )
ERRORS {
-- systemFailure -- localValue : 34,
-- dataMissing -- localValue : 35,
-- unexpectedDataValue -- localValue : 36,
-- callBarred -- localValue : 13,
-- ss-SubscriptionViolation -- localValue : 19,
-- pw-RegistrationFailure -- localValue : 37,
-- negativePW-Check -- localValue : 38,
-- numberOfPW-AttemptsViolation -- localValue : 43}
LINKED {
-- getPassword -- localValue : 18}
 ::= localValue : 17

getPassword OPERATION
ARGUMENT
  guidanceInfo ENUMERATED {
    enterPW ( 0 ),
    enterNewPW ( 1 ),
    enterNewPW-Again ( 2 ) }
RESULT
  currentPassword NumericString ( FROM ( "0" | "1" | "2" | "3" | "4" | "5" | "6" | "7" | "8" | "9" ) | SIZE ( 4 ) )
 ::= localValue : 18

registerCC-Entry OPERATION

```

ARGUMENT

```

registerCC-EntryArg SEQUENCE {
  ss-Code      [0] IMPLICIT OCTET STRING ( SIZE ( 1 ) ),
  ccbs-Data    [1] IMPLICIT SEQUENCE {
    ccbs-Feature [0] IMPLICIT SEQUENCE {
      ccbs-Index      [0] IMPLICIT INTEGER ( 1 .. 5 ) OPTIONAL,
      b-subscriberNumber [1] IMPLICIT OCTET STRING ( SIZE ( 1 .. 9 ) ) OPTIONAL,
      b-subscriberSubaddress [2] IMPLICIT OCTET STRING ( SIZE ( 1 .. 21 ) ) OPTIONAL,
      basicServiceGroup [3] CHOICE {
        bearerService [2] IMPLICIT OCTET STRING ( SIZE ( 1 ) ),
        teleservice [3] IMPLICIT OCTET STRING ( SIZE ( 1 ) ) } OPTIONAL,
      ... },
    translatedB-Number [1] IMPLICIT OCTET STRING ( SIZE ( 1 .. 9 ) ),
    serviceIndicator [2] IMPLICIT BIT STRING {
      clir-invoked ( 0 ),
      camel-invoked ( 1 ) } ( SIZE ( 2 .. 32 ) ) OPTIONAL,
    callInfo [3] IMPLICIT SEQUENCE {
      protocolId ENUMERATED {
        gsm-0408 ( 1 ),
        gsm-0806 ( 2 ),
        gsm-BSSMAP ( 3 ),
        ets-300102-1 ( 4 ) },
      signalInfo OCTET STRING ( SIZE ( 1 .. 200 ) ),
      extensionContainer SEQUENCE {
        privateExtensionList [0] IMPLICIT SEQUENCE ( SIZE ( 1 .. 10 ) ) OF
          SEQUENCE {
            extId MAP-EXTENSION .&extensionId ( {
              ... } ),
            extType MAP-EXTENSION .&ExtensionType ( {
              ... } { @extId } ) OPTIONAL } OPTIONAL,
        pcs-Extensions [1] IMPLICIT SEQUENCE {
          ... } OPTIONAL,
        ... } OPTIONAL,
      ... },
    networkSignalInfo [4] IMPLICIT SEQUENCE {
      protocolId ENUMERATED {
        gsm-0408 ( 1 ),
        gsm-0806 ( 2 ),
        gsm-BSSMAP ( 3 ),
        ets-300102-1 ( 4 ) },
      signalInfo OCTET STRING ( SIZE ( 1 .. 200 ) ),
      extensionContainer SEQUENCE {
        privateExtensionList [0] IMPLICIT SEQUENCE ( SIZE ( 1 .. 10 ) ) OF
          SEQUENCE {
            extId MAP-EXTENSION .&extensionId ( {
              ... } ),
            extType MAP-EXTENSION .&ExtensionType ( {
              ... } { @extId } ) OPTIONAL } OPTIONAL,
        pcs-Extensions [1] IMPLICIT SEQUENCE {
          ... } OPTIONAL,
        ... } OPTIONAL,
      ... } OPTIONAL,
    ... }
  ... }

```

RESULT

```

registerCC-EntryRes SEQUENCE {
  ccbs-Feature [0] IMPLICIT SEQUENCE {
    ccbs-Index [0] IMPLICIT INTEGER ( 1 .. 5 ) OPTIONAL,
    b-subscriberNumber [1] IMPLICIT OCTET STRING ( SIZE ( 1 .. 9 ) ) OPTIONAL,
    b-subscriberSubaddress [2] IMPLICIT OCTET STRING ( SIZE ( 1 .. 21 ) ) OPTIONAL,
    basicServiceGroup [3] CHOICE {
      bearerService [2] IMPLICIT OCTET STRING ( SIZE ( 1 ) ),
      teleservice [3] IMPLICIT OCTET STRING ( SIZE ( 1 ) ) } OPTIONAL,
    ... } OPTIONAL,
  ... }

```

ERRORS

```

{
  -- systemFailure -- localValue : 34,
  -- dataMissing -- localValue : 35,
  -- unexpectedDataValue -- localValue : 36,
  -- callBarred -- localValue : 13,
  -- illegalSS-Operation -- localValue : 16,
  -- ss-ErrorStatus -- localValue : 17,
  -- ss-Incompatibility -- localValue : 20,
  -- shortTermDenial -- localValue : 29,
  -- longTermDenial -- localValue : 30,
  -- facilityNotSupported -- localValue : 21}

```

::= localValue : 76

eraseCC-Entry OPERATION

## ARGUMENT

```

eraseCC-EntryArg SEQUENCE {
  ss-Code      [0] IMPLICIT OCTET STRING ( SIZE ( 1 ) ),
  ccbs-Index   [1] IMPLICIT INTEGER ( 1 .. 5 ) OPTIONAL,
  ... }

```

## RESULT

```

eraseCC-EntryRes SEQUENCE {
  ss-Code      [0] IMPLICIT OCTET STRING ( SIZE ( 1 ) ),
  ss-Status    [1] IMPLICIT OCTET STRING ( SIZE ( 1 ) ) OPTIONAL,
  ... }

```

## ERRORS {

```

-- systemFailure -- localValue : 34,
-- dataMissing -- localValue : 35,
-- unexpectedDataValue -- localValue : 36,
-- callBarred -- localValue : 13,
-- illegalSS-Operation -- localValue : 16,
-- ss-ErrorStatus -- localValue : 17}

```

```
 ::= localValue : 77
```

## sendRoutingInfoForSM OPERATION

## ARGUMENT

```

routingInfoForSM-Arg SEQUENCE {
  msisdn       [0] IMPLICIT OCTET STRING ( SIZE ( 1 .. 9 ) ),
  sm-RP-PRI    [1] IMPLICIT BOOLEAN,
  serviceCentreAddress [2] IMPLICIT OCTET STRING ( SIZE ( 1 .. 20 ) ),
  extensionContainer [6] IMPLICIT SEQUENCE {
    privateExtensionList [0] IMPLICIT SEQUENCE ( SIZE ( 1 .. 10 ) ) OF
      SEQUENCE {
        extId      MAP-EXTENSION .&extensionId ( {
          '...' } ) ,
        extType    MAP-EXTENSION .&ExtensionType ( {
          '...' } { @extId } ) OPTIONAL} OPTIONAL,
    pcs-Extensions [1] IMPLICIT SEQUENCE {
      ... } OPTIONAL,
    ... } OPTIONAL,
  ... ,
  gprsSupportIndicator [7] IMPLICIT NULL OPTIONAL,
  sm-RP-MTI            [8] IMPLICIT INTEGER ( 0 .. 10 ) OPTIONAL,
  sm-RP-SMEA           [9] IMPLICIT OCTET STRING ( SIZE ( 1 .. 12 ) ) OPTIONAL}

```

## RESULT

```

routingInfoForSM-Res SEQUENCE {
  imsi          OCTET STRING ( SIZE ( 3 .. 8 ) ),
  locationInfoWithLMSI [0] IMPLICIT SEQUENCE {
    networkNode-Number [1] IMPLICIT OCTET STRING ( SIZE ( 1 .. 9 ) ),
    lmsi                OCTET STRING ( SIZE ( 4 ) ) OPTIONAL,
    extensionContainer SEQUENCE {
      privateExtensionList [0] IMPLICIT SEQUENCE ( SIZE ( 1 .. 10 ) ) OF
        SEQUENCE {
          extId      MAP-EXTENSION .&extensionId ( {
            '...' } ) ,
          extType    MAP-EXTENSION .&ExtensionType ( {
            '...' } { @extId } ) OPTIONAL} OPTIONAL,
      pcs-Extensions [1] IMPLICIT SEQUENCE {
        ... } OPTIONAL,
      ... } OPTIONAL,
    ... ,
    gprsNodeIndicator [5] IMPLICIT NULL OPTIONAL,
    additional-Number [6] CHOICE {
      msc-Number [0] IMPLICIT OCTET STRING ( SIZE ( 1 .. 9 ) ),
      sgsn-Number [1] IMPLICIT OCTET STRING ( SIZE ( 1 .. 9 ) )} OPTIONAL},
    extensionContainer [4] IMPLICIT SEQUENCE {
      privateExtensionList [0] IMPLICIT SEQUENCE ( SIZE ( 1 .. 10 ) ) OF
        SEQUENCE {
          extId      MAP-EXTENSION .&extensionId ( {
            '...' } ) ,
          extType    MAP-EXTENSION .&ExtensionType ( {
            '...' } { @extId } ) OPTIONAL} OPTIONAL,
      pcs-Extensions [1] IMPLICIT SEQUENCE {
        ... } OPTIONAL,
      ... } OPTIONAL,
    ... }

```

## ERRORS {

```

-- systemFailure -- localValue : 34,
-- dataMissing -- localValue : 35,
-- unexpectedDataValue -- localValue : 36,
-- facilityNotSupported -- localValue : 21,
-- unknownSubscriber -- localValue : 1,

```

```

-- teleserviceNotProvisioned -- localValue : 11,
-- callBarred -- localValue : 13,
-- absentsubscriberSM -- localValue : 6}
 ::= localValue : 45

mo-forwardSM OPERATION
 ARGUMENT
  mo-forwardSM-Arg SEQUENCE {
    sm-RP-DA CHOICE {
      imsi [0] IMPLICIT OCTET STRING ( SIZE ( 3 .. 8 ) ),
      lmsi [1] IMPLICIT OCTET STRING ( SIZE ( 4 ) ),
      serviceCentreAddressDA [4] IMPLICIT OCTET STRING ( SIZE ( 1 .. 20 ) ),
      noSM-RP-DA [5] IMPLICIT NULL},
    sm-RP-OA CHOICE {
      msisdn [2] IMPLICIT OCTET STRING ( SIZE ( 1 .. 9 ) ),
      serviceCentreAddressOA [4] IMPLICIT OCTET STRING ( SIZE ( 1 .. 20 ) ),
      noSM-RP-OA [5] IMPLICIT NULL},
    sm-RP-UI OCTET STRING ( SIZE ( 1 .. 200 ) ),
    extensionContainer SEQUENCE {
      privateExtensionList [0] IMPLICIT SEQUENCE ( SIZE ( 1 .. 10 ) ) OF
        SEQUENCE {
          extId MAP-EXTENSION .&extensionId ( {
            '...' ) ,
          extType MAP-EXTENSION .&ExtensionType ( {
            '...' { @extId } ) OPTIONAL} OPTIONAL,
          pcs-Extensions [1] IMPLICIT SEQUENCE {
            ... } OPTIONAL,
            ... } OPTIONAL,
            ... '
          imsi OCTET STRING ( SIZE ( 3 .. 8 ) ) OPTIONAL}
 RESULT
  mo-forwardSM-Res SEQUENCE {
    sm-RP-UI OCTET STRING ( SIZE ( 1 .. 200 ) ) OPTIONAL,
    extensionContainer SEQUENCE {
      privateExtensionList [0] IMPLICIT SEQUENCE ( SIZE ( 1 .. 10 ) ) OF
        SEQUENCE {
          extId MAP-EXTENSION .&extensionId ( {
            '...' ) ,
          extType MAP-EXTENSION .&ExtensionType ( {
            '...' { @extId } ) OPTIONAL} OPTIONAL,
          pcs-Extensions [1] IMPLICIT SEQUENCE {
            ... } OPTIONAL,
            ... } OPTIONAL,
            ... }
 ERRORS {
  -- systemFailure -- localValue : 34,
  -- unexpectedDataValue -- localValue : 36,
  -- facilityNotSupported -- localValue : 21,
  -- sm-DeliveryFailure -- localValue : 32}
 ::= localValue : 46

mt-forwardSM OPERATION
 ARGUMENT
  mt-forwardSM-Arg SEQUENCE {
    sm-RP-DA CHOICE {
      imsi [0] IMPLICIT OCTET STRING ( SIZE ( 3 .. 8 ) ),
      lmsi [1] IMPLICIT OCTET STRING ( SIZE ( 4 ) ),
      serviceCentreAddressDA [4] IMPLICIT OCTET STRING ( SIZE ( 1 .. 20 ) ),
      noSM-RP-DA [5] IMPLICIT NULL},
    sm-RP-OA CHOICE {
      msisdn [2] IMPLICIT OCTET STRING ( SIZE ( 1 .. 9 ) ),
      serviceCentreAddressOA [4] IMPLICIT OCTET STRING ( SIZE ( 1 .. 20 ) ),
      noSM-RP-OA [5] IMPLICIT NULL},
    sm-RP-UI OCTET STRING ( SIZE ( 1 .. 200 ) ),
    moreMessagesToSend NULL OPTIONAL,
    extensionContainer SEQUENCE {
      privateExtensionList [0] IMPLICIT SEQUENCE ( SIZE ( 1 .. 10 ) ) OF
        SEQUENCE {
          extId MAP-EXTENSION .&extensionId ( {
            '...' ) ,
          extType MAP-EXTENSION .&ExtensionType ( {
            '...' { @extId } ) OPTIONAL} OPTIONAL,
          pcs-Extensions [1] IMPLICIT SEQUENCE {
            ... } OPTIONAL,
            ... } OPTIONAL,
            ... }
 RESULT

```

```

mt-forwardSM-Res SEQUENCE {
  sm-RP-UI          OCTET STRING ( SIZE ( 1 .. 200 ) ) OPTIONAL,
  extensionContainer SEQUENCE {
    privateExtensionList [0] IMPLICIT SEQUENCE ( SIZE ( 1 .. 10 ) ) OF
      SEQUENCE {
        extId      MAP-EXTENSION .&extensionId ( {
          '...'} ) ,
        extType    MAP-EXTENSION .&ExtensionType ( {
          '...'} { @extId } ) OPTIONAL} OPTIONAL,
    pcs-Extensions [1] IMPLICIT SEQUENCE {
      ... } OPTIONAL,
    ... } OPTIONAL,
  ... }
ERRORS {
  -- systemFailure -- localValue : 34,
  -- dataMissing -- localValue : 35,
  -- unexpectedDataValue -- localValue : 36,
  -- facilityNotSupported -- localValue : 21,
  -- unidentifiedSubscriber -- localValue : 5,
  -- illegalSubscriber -- localValue : 9,
  -- illegalEquipment -- localValue : 12,
  -- subscriberBusyForMT-SMS -- localValue : 31,
  -- sm-DeliveryFailure -- localValue : 32,
  -- absentSubscriberSM -- localValue : 6}
 ::= localValue : 44

reportSM-DeliveryStatus OPERATION
  ARGUMENT
    reportSM-DeliveryStatusArg SEQUENCE {
      msisdn          OCTET STRING ( SIZE ( 1 .. 9 ) ),
      serviceCentreAddress OCTET STRING ( SIZE ( 1 .. 20 ) ),
      sm-DeliveryOutcome ENUMERATED {
        memoryCapacityExceeded ( 0 ),
        absentSubscriber ( 1 ),
        successfulTransfer ( 2 )},
      absentSubscriberDiagnosticSM [0] IMPLICIT INTEGER ( 0 .. 255 ) OPTIONAL,
      extensionContainer [1] IMPLICIT SEQUENCE {
        privateExtensionList [0] IMPLICIT SEQUENCE ( SIZE ( 1 .. 10 ) ) OF
          SEQUENCE {
            extId      MAP-EXTENSION .&extensionId ( {
              '...'} ) ,
            extType    MAP-EXTENSION .&ExtensionType ( {
              '...'} { @extId } ) OPTIONAL} OPTIONAL,
        pcs-Extensions [1] IMPLICIT SEQUENCE {
          ... } OPTIONAL,
        ... } OPTIONAL,
      ... ,
      gprsSupportIndicator [2] IMPLICIT NULL OPTIONAL,
      deliveryOutcomeIndicator [3] IMPLICIT NULL OPTIONAL,
      additionalSM-DeliveryOutcome [4] IMPLICIT ENUMERATED {
        memoryCapacityExceeded ( 0 ),
        absentSubscriber ( 1 ),
        successfulTransfer ( 2 )} OPTIONAL,
      additionalAbsentSubscriberDiagnosticSM [5] IMPLICIT INTEGER ( 0 .. 255 ) OPTIONAL}
  RESULT
    reportSM-DeliveryStatusRes SEQUENCE {
      storedMSISDN      OCTET STRING ( SIZE ( 1 .. 9 ) ) OPTIONAL,
      extensionContainer SEQUENCE {
        privateExtensionList [0] IMPLICIT SEQUENCE ( SIZE ( 1 .. 10 ) ) OF
          SEQUENCE {
            extId      MAP-EXTENSION .&extensionId ( {
              '...'} ) ,
            extType    MAP-EXTENSION .&ExtensionType ( {
              '...'} { @extId } ) OPTIONAL} OPTIONAL,
        pcs-Extensions [1] IMPLICIT SEQUENCE {
          ... } OPTIONAL,
        ... } OPTIONAL,
      ... }
  ERRORS {
    -- dataMissing -- localValue : 35,
    -- unexpectedDataValue -- localValue : 36,
    -- unknownSubscriber -- localValue : 1,
    -- messageWaitingListFull -- localValue : 33}
 ::= localValue : 47

informServiceCentre OPERATION
  ARGUMENT

```

```

informServiceCentreArg SEQUENCE {
  storedMSISDN      OCTET STRING ( SIZE (1 .. 9 ) ) OPTIONAL,
  mw-Status         BIT STRING {
    sc-AddressNotIncluded (0 ),
    mnrf-Set (1 ),
    mcef-Set (2 ),
    mnrg-Set (3 )} ( SIZE (6 .. 16 ) ) OPTIONAL,
  extensionContainer SEQUENCE {
    privateExtensionList [0] IMPLICIT SEQUENCE ( SIZE (1 .. 10 ) ) OF
      SEQUENCE {
        extId      MAP-EXTENSION .&extensionId ( {
          '...' ) ,
        extType    MAP-EXTENSION .&ExtensionType ( {
          '...' { @extId } ) OPTIONAL} OPTIONAL,
        pcs-Extensions [1] IMPLICIT SEQUENCE {
          ... } OPTIONAL,
          ... } OPTIONAL,
          ... }
  ::= localValue : 63

alertServiceCentre OPERATION
ARGUMENT
  alertServiceCentreArg SEQUENCE {
    msisdn      OCTET STRING ( SIZE (1 .. 9 ) ),
    serviceCentreAddress OCTET STRING ( SIZE (1 .. 20 ) ),
    ... }
ERRORS {
  -- systemFailure -- localValue : 34,
  -- dataMissing -- localValue : 35,
  -- unexpectedDataValue -- localValue : 36}
::= localValue : 64

readyForSM OPERATION
ARGUMENT
  readyForSM-Arg SEQUENCE {
    imsi [0] IMPLICIT OCTET STRING ( SIZE (3 .. 8 ) ),
    alertReason ENUMERATED {
      ms-Present (0 ),
      memoryAvailable (1 )},
    alertReasonIndicator NULL OPTIONAL,
    extensionContainer SEQUENCE {
      privateExtensionList [0] IMPLICIT SEQUENCE ( SIZE (1 .. 10 ) ) OF
        SEQUENCE {
          extId      MAP-EXTENSION .&extensionId ( {
            '...' ) ,
          extType    MAP-EXTENSION .&ExtensionType ( {
            '...' { @extId } ) OPTIONAL} OPTIONAL,
          pcs-Extensions [1] IMPLICIT SEQUENCE {
            ... } OPTIONAL,
            ... } OPTIONAL,
            ... }
  RESULT
    readyForSM-Res SEQUENCE {
      extensionContainer SEQUENCE {
        privateExtensionList [0] IMPLICIT SEQUENCE ( SIZE (1 .. 10 ) ) OF
          SEQUENCE {
            extId      MAP-EXTENSION .&extensionId ( {
              '...' ) ,
            extType    MAP-EXTENSION .&ExtensionType ( {
              '...' { @extId } ) OPTIONAL} OPTIONAL,
            pcs-Extensions [1] IMPLICIT SEQUENCE {
              ... } OPTIONAL,
              ... } OPTIONAL,
              ... }
      ERRORS {
        -- dataMissing -- localValue : 35,
        -- unexpectedDataValue -- localValue : 36,
        -- facilityNotSupported -- localValue : 21,
        -- unknownSubscriber -- localValue : 1}
      ::= localValue : 66

provideSubscriberInfo OPERATION
ARGUMENT
  provideSubscriberInfoArg SEQUENCE {
    imsi [0] IMPLICIT OCTET STRING ( SIZE (3 .. 8 ) ),
    lmsi [1] IMPLICIT OCTET STRING ( SIZE (4 ) ) OPTIONAL,
    requestedInfo [2] IMPLICIT SEQUENCE {

```

```

locationInformation [0] IMPLICIT NULL OPTIONAL,
subscriberState [1] IMPLICIT NULL OPTIONAL,
extensionContainer [2] IMPLICIT SEQUENCE {
  privateExtensionList [0] IMPLICIT SEQUENCE ( SIZE ( 1 .. 10 ) ) OF
  SEQUENCE {
    extId MAP-EXTENSION .&extensionId ( {
      '...'} ) ,
    extType MAP-EXTENSION .&ExtensionType ( {
      '...'} { @extId } ) OPTIONAL} OPTIONAL,
  pcs-Extensions [1] IMPLICIT SEQUENCE {
    ... } OPTIONAL,
    ... } OPTIONAL,
  ... },
extensionContainer [3] IMPLICIT SEQUENCE {
  privateExtensionList [0] IMPLICIT SEQUENCE ( SIZE ( 1 .. 10 ) ) OF
  SEQUENCE {
    extId MAP-EXTENSION .&extensionId ( {
      '...'} ) ,
    extType MAP-EXTENSION .&ExtensionType ( {
      '...'} { @extId } ) OPTIONAL} OPTIONAL,
  pcs-Extensions [1] IMPLICIT SEQUENCE {
    ... } OPTIONAL,
    ... } OPTIONAL,
  ... }
}

RESULT
provideSubscriberInfoRes SEQUENCE {
  subscriberInfo SEQUENCE {
    locationInformation [0] IMPLICIT SEQUENCE {
      ageOfLocationInformation INTEGER ( 0 .. 32767 ) OPTIONAL,
      geographicalInformation [0] IMPLICIT OCTET STRING ( SIZE ( 8 ) ) OPTIONAL,
      vlr-number [1] IMPLICIT OCTET STRING ( SIZE ( 1 .. 9 ) ) OPTIONAL,
      locationNumber [2] IMPLICIT OCTET STRING ( SIZE ( 2 .. 10 ) ) OPTIONAL,
      cellIdOrLAI [3] CHOICE {
        cellIdFixedLength [0] IMPLICIT OCTET STRING ( SIZE ( 7 ) ),
        laiFixedLength [1] IMPLICIT OCTET STRING ( SIZE ( 5 ) ) } OPTIONAL,
      extensionContainer [4] IMPLICIT SEQUENCE {
        privateExtensionList [0] IMPLICIT SEQUENCE ( SIZE ( 1 .. 10 ) ) OF
        SEQUENCE {
          extId MAP-EXTENSION .&extensionId ( {
            '...'} ) ,
          extType MAP-EXTENSION .&ExtensionType ( {
            '...'} { @extId } ) OPTIONAL} OPTIONAL,
          pcs-Extensions [1] IMPLICIT SEQUENCE {
            ... } OPTIONAL,
            ... } OPTIONAL,
            ... } OPTIONAL,
          subscriberState [1] CHOICE {
            assumedIdle [0] IMPLICIT NULL,
            camelBusy [1] IMPLICIT NULL,
            netDetNotReachable ENUMERATED {
              msPurged ( 0 ),
              imsiDetached ( 1 ),
              restrictedArea ( 2 ),
              notRegistered ( 3 ) },
            notProvidedFromVLR [2] IMPLICIT NULL} OPTIONAL,
          extensionContainer [2] IMPLICIT SEQUENCE {
            privateExtensionList [0] IMPLICIT SEQUENCE ( SIZE ( 1 .. 10 ) ) OF
            SEQUENCE {
              extId MAP-EXTENSION .&extensionId ( {
                '...'} ) ,
              extType MAP-EXTENSION .&ExtensionType ( {
                '...'} { @extId } ) OPTIONAL} OPTIONAL,
              pcs-Extensions [1] IMPLICIT SEQUENCE {
                ... } OPTIONAL,
                ... } OPTIONAL,
                ... },
            extensionContainer SEQUENCE {
              privateExtensionList [0] IMPLICIT SEQUENCE ( SIZE ( 1 .. 10 ) ) OF
              SEQUENCE {
                extId MAP-EXTENSION .&extensionId ( {
                  '...'} ) ,
                extType MAP-EXTENSION .&ExtensionType ( {
                  '...'} { @extId } ) OPTIONAL} OPTIONAL,

```



```

        pcs-Extensions          [1] IMPLICIT SEQUENCE {
            ... } OPTIONAL,
            ... } OPTIONAL,
        ... }
    ERRORS {
        -- dataMissing -- localValue : 35,
        -- unexpectedDataValue -- localValue : 36}
    ::= localValue : 70

anyTimeInterrogation OPERATION
    ARGUMENT
        anyTimeInterrogationArg SEQUENCE {
            subscriberIdentity [0] CHOICE {
                imsi [0] IMPLICIT OCTET STRING ( SIZE ( 3 .. 8 ) ),
                msisdn [1] IMPLICIT OCTET STRING ( SIZE ( 1 .. 9 ) )},
            requestedInfo [1] IMPLICIT SEQUENCE {
                locationInformation [0] IMPLICIT NULL OPTIONAL,
                subscriberState [1] IMPLICIT NULL OPTIONAL,
                extensionContainer [2] IMPLICIT SEQUENCE {
                    privateExtensionList [0] IMPLICIT SEQUENCE ( SIZE ( 1 .. 10 ) ) OF
                        SEQUENCE {
                            extId MAP-EXTENSION .&extensionId ( {
                                '...' ) ,
                                extType MAP-EXTENSION .&ExtensionType ( {
                                    '...' { @extId } ) OPTIONAL} OPTIONAL,
                                pcs-Extensions [1] IMPLICIT SEQUENCE {
                                    ... } OPTIONAL,
                                    ... } OPTIONAL,
                                    ... },
                                gsmSCF-Address [3] IMPLICIT OCTET STRING ( SIZE ( 1 .. 9 ) ),
                                extensionContainer [2] IMPLICIT SEQUENCE {
                                    privateExtensionList [0] IMPLICIT SEQUENCE ( SIZE ( 1 .. 10 ) ) OF
                                        SEQUENCE {
                                            extId MAP-EXTENSION .&extensionId ( {
                                                '...' ) ,
                                                extType MAP-EXTENSION .&ExtensionType ( {
                                                    '...' { @extId } ) OPTIONAL} OPTIONAL,
                                                pcs-Extensions [1] IMPLICIT SEQUENCE {
                                                    ... } OPTIONAL,
                                                    ... } OPTIONAL,
                                                    ... }
                                        }
                                }
                            }
                    }
                }
            }
        }
    RESULT
        anyTimeInterrogationRes SEQUENCE {
            subscriberInfo SEQUENCE {
                locationInformation [0] IMPLICIT SEQUENCE {
                    ageOfLocationInformation INTEGER ( 0 .. 32767 ) OPTIONAL,
                    geographicalInformation [0] IMPLICIT OCTET STRING ( SIZE ( 8 ) ) OPTIONAL,
                    vlr-number [1] IMPLICIT OCTET STRING ( SIZE ( 1 .. 9 ) ) OPTIONAL,
                    locationNumber [2] IMPLICIT OCTET STRING ( SIZE ( 2 .. 10 ) ) OPTIONAL,
                    cellIdOrLAI [3] CHOICE {
                        cellIdFixedLength [0] IMPLICIT OCTET STRING ( SIZE ( 7 ) ),
                        laiFixedLength [1] IMPLICIT OCTET STRING ( SIZE ( 5 ) )} OPTIONAL,
                    extensionContainer [4] IMPLICIT SEQUENCE {
                        privateExtensionList [0] IMPLICIT SEQUENCE ( SIZE ( 1 .. 10 ) ) OF
                            SEQUENCE {
                                extId MAP-EXTENSION .&extensionId ( {
                                    '...' ) ,
                                    extType MAP-EXTENSION .&ExtensionType ( {
                                        '...' { @extId } ) OPTIONAL} OPTIONAL,
                                    pcs-Extensions [1] IMPLICIT SEQUENCE {
                                        ... } OPTIONAL,
                                        ... } OPTIONAL,
                                        ... } OPTIONAL,
                                    subscriberState [1] CHOICE {
                                        assumedIdle [0] IMPLICIT NULL,
                                        camelBusy [1] IMPLICIT NULL,
                                        netDetNotReachable ENUMERATED {
                                            msPurged ( 0 ),
                                            imsiDetached ( 1 ),
                                            restrictedArea ( 2 ),
                                            notRegistered ( 3 )},
                                        notProvidedFromVLR [2] IMPLICIT NULL} OPTIONAL,
                                    extensionContainer [2] IMPLICIT SEQUENCE {
                                        privateExtensionList [0] IMPLICIT SEQUENCE ( SIZE ( 1 .. 10 ) ) OF
                                            SEQUENCE {
                                                extId MAP-EXTENSION .&extensionId ( {

```

```

        ... } ) ,
        extType    MAP-EXTENSION .&ExtensionType ( {
            '... } { @extId } ) OPTIONAL} OPTIONAL,
        pcs-Extensions [1] IMPLICIT SEQUENCE {
            ... } OPTIONAL,
            ... } OPTIONAL,
            ... },
        extensionContainer SEQUENCE {
            privateExtensionList [0] IMPLICIT SEQUENCE ( SIZE ( 1 .. 10 ) ) OF
                SEQUENCE {
                    extId    MAP-EXTENSION .&extensionId ( {
                        '... } ) ,
                    extType    MAP-EXTENSION .&ExtensionType ( {
                        '... } { @extId } ) OPTIONAL} OPTIONAL,
                    pcs-Extensions [1] IMPLICIT SEQUENCE {
                        ... } OPTIONAL,
                        ... } OPTIONAL,
                        ... } OPTIONAL,
                        ... }
                }
        }
ERRORS {
    -- systemFailure -- localValue : 34,
    -- ati-NotAllowed -- localValue : 49,
    -- dataMissing -- localValue : 35,
    -- unexpectedDataValue -- localValue : 36,
    -- unknownSubscriber -- localValue : 1}
 ::= localValue : 71

ss-InvocationNotification OPERATION
ARGUMENT
    ss-InvocationNotificationArg SEQUENCE {
        imsi [0] IMPLICIT OCTET STRING ( SIZE ( 3 .. 8 ) ),
        msisdn [1] IMPLICIT OCTET STRING ( SIZE ( 1 .. 9 ) ),
        ss-Event [2] IMPLICIT OCTET STRING ( SIZE ( 1 ) ),
        ss-EventSpecification [3] IMPLICIT SEQUENCE ( SIZE ( 1 .. 2 ) ) OF
            OCTET STRING ( SIZE ( 1 .. 20 ) ) OPTIONAL,
        extensionContainer [4] IMPLICIT SEQUENCE {
            privateExtensionList [0] IMPLICIT SEQUENCE ( SIZE ( 1 .. 10 ) ) OF
                SEQUENCE {
                    extId    MAP-EXTENSION .&extensionId ( {
                        '... } ) ,
                    extType    MAP-EXTENSION .&ExtensionType ( {
                        '... } { @extId } ) OPTIONAL} OPTIONAL,
                    pcs-Extensions [1] IMPLICIT SEQUENCE {
                        ... } OPTIONAL,
                        ... } OPTIONAL,
                        ... } OPTIONAL,
                        ... }
                }
        }
    }
RESULT
    ss-InvocationNotificationRes SEQUENCE {
        extensionContainer SEQUENCE {
            privateExtensionList [0] IMPLICIT SEQUENCE ( SIZE ( 1 .. 10 ) ) OF
                SEQUENCE {
                    extId    MAP-EXTENSION .&extensionId ( {
                        '... } ) ,
                    extType    MAP-EXTENSION .&ExtensionType ( {
                        '... } { @extId } ) OPTIONAL} OPTIONAL,
                    pcs-Extensions [1] IMPLICIT SEQUENCE {
                        ... } OPTIONAL,
                        ... } OPTIONAL,
                        ... } OPTIONAL,
                        ... }
                }
        }
    }
ERRORS {
    -- dataMissing -- localValue : 35,
    -- unexpectedDataValue -- localValue : 36,
    -- unknownSubscriber -- localValue : 1}
 ::= localValue : 72

prepareGroupCall OPERATION
ARGUMENT
    prepareGroupCallArg SEQUENCE {
        teleservice OCTET STRING ( SIZE ( 1 .. 5 ) ),
        asciiCallReference OCTET STRING ( SIZE ( 1 .. 8 ) ),
        codec-Info OCTET STRING ( SIZE ( 5 .. 10 ) ),
        cipheringAlgorithm OCTET STRING ( SIZE ( 1 ) ),
        groupKeyNumber [0] IMPLICIT INTEGER ( 0 .. 15 ) OPTIONAL,
        groupKey [1] IMPLICIT OCTET STRING ( SIZE ( 8 ) ) OPTIONAL,
        priority [2] IMPLICIT INTEGER ( 0 .. 15 ) OPTIONAL,
        uplinkFree [3] IMPLICIT NULL OPTIONAL,
        extensionContainer [4] IMPLICIT SEQUENCE {

```

```

privateExtensionList [0] IMPLICIT SEQUENCE ( SIZE (1 .. 10 ) ) OF
  SEQUENCE {
    extId      MAP-EXTENSION .&extensionId ( {
      '... } ) ,
    extType    MAP-EXTENSION .&ExtensionType ( {
      '... } { @extId } ) OPTIONAL} OPTIONAL,
  pcs-Extensions [1] IMPLICIT SEQUENCE {
    ... } OPTIONAL,
  ... } OPTIONAL,
  ... }
RESULT
prepareGroupCallRes SEQUENCE {
  groupCallNumber OCTET STRING ( SIZE (1 .. 9 ) ),
  extensionContainer SEQUENCE {
    privateExtensionList [0] IMPLICIT SEQUENCE ( SIZE (1 .. 10 ) ) OF
      SEQUENCE {
        extId      MAP-EXTENSION .&extensionId ( {
          '... } ) ,
        extType    MAP-EXTENSION .&ExtensionType ( {
          '... } { @extId } ) OPTIONAL} OPTIONAL,
      pcs-Extensions [1] IMPLICIT SEQUENCE {
        ... } OPTIONAL,
      ... } OPTIONAL,
      ... }
ERRORS {
  -- systemFailure -- localValue : 34,
  -- noGroupCallNumberAvailable -- localValue : 50,
  -- unexpectedDataValue -- localValue : 36}
 ::= localValue : 39

sendGroupCallEndSignal OPERATION
ARGUMENT
sendGroupCallEndSignalArg SEQUENCE {
  imsi      OCTET STRING ( SIZE (3 .. 8 ) ) OPTIONAL,
  extensionContainer SEQUENCE {
    privateExtensionList [0] IMPLICIT SEQUENCE ( SIZE (1 .. 10 ) ) OF
      SEQUENCE {
        extId      MAP-EXTENSION .&extensionId ( {
          '... } ) ,
        extType    MAP-EXTENSION .&ExtensionType ( {
          '... } { @extId } ) OPTIONAL} OPTIONAL,
      pcs-Extensions [1] IMPLICIT SEQUENCE {
        ... } OPTIONAL,
      ... } OPTIONAL,
      ... }
RESULT
sendGroupCallEndSignalRes SEQUENCE {
  extensionContainer SEQUENCE {
    privateExtensionList [0] IMPLICIT SEQUENCE ( SIZE (1 .. 10 ) ) OF
      SEQUENCE {
        extId      MAP-EXTENSION .&extensionId ( {
          '... } ) ,
        extType    MAP-EXTENSION .&ExtensionType ( {
          '... } { @extId } ) OPTIONAL} OPTIONAL,
      pcs-Extensions [1] IMPLICIT SEQUENCE {
        ... } OPTIONAL,
      ... } OPTIONAL,
      ... }
 ::= localValue : 40

processGroupCallSignalling OPERATION
ARGUMENT
processGroupCallSignallingArg SEQUENCE {
  uplinkRequest [0] IMPLICIT NULL OPTIONAL,
  uplinkReleaseIndication [1] IMPLICIT NULL OPTIONAL,
  releaseGroupCall [2] IMPLICIT NULL OPTIONAL,
  extensionContainer SEQUENCE {
    privateExtensionList [0] IMPLICIT SEQUENCE ( SIZE (1 .. 10 ) ) OF
      SEQUENCE {
        extId      MAP-EXTENSION .&extensionId ( {
          '... } ) ,
        extType    MAP-EXTENSION .&ExtensionType ( {
          '... } { @extId } ) OPTIONAL} OPTIONAL,

```

```

        pcs-Extensions      [1] IMPLICIT SEQUENCE {
            ... } OPTIONAL,
            ... } OPTIONAL,
        ... }
 ::= localValue : 41

forwardGroupCallSignalling OPERATION
ARGUMENT
forwardGroupCallSignallingArg SEQUENCE {
    imsi                OCTET STRING ( SIZE ( 3 .. 8 ) ) OPTIONAL,
    uplinkRequestAck    [0] IMPLICIT NULL OPTIONAL,
    uplinkReleaseIndication [1] IMPLICIT NULL OPTIONAL,
    uplinkRejectCommand [2] IMPLICIT NULL OPTIONAL,
    uplinkSeizedCommand  [3] IMPLICIT NULL OPTIONAL,
    uplinkReleaseCommand [4] IMPLICIT NULL OPTIONAL,
    extensionContainer   SEQUENCE {
        privateExtensionList [0] IMPLICIT SEQUENCE ( SIZE ( 1 .. 10 ) ) OF
            SEQUENCE {
                extId        MAP-EXTENSION .&extensionId ( {
                    '...'} ) ,
                extType      MAP-EXTENSION .&ExtensionType ( {
                    '...'} { @extId } ) OPTIONAL} OPTIONAL,
                pcs-Extensions [1] IMPLICIT SEQUENCE {
                    ... } OPTIONAL,
                    ... } OPTIONAL,
                ... }
            ... }
 ::= localValue : 42

updateGprsLocation OPERATION
ARGUMENT
updateGprsLocationArg SEQUENCE {
    imsi                OCTET STRING ( SIZE ( 3 .. 8 ) ),
    sgsn-Number         OCTET STRING ( SIZE ( 1 .. 9 ) ),
    sgsn-Address        OCTET STRING ( SIZE ( 5 .. 17 ) ),
    extensionContainer   SEQUENCE {
        privateExtensionList [0] IMPLICIT SEQUENCE ( SIZE ( 1 .. 10 ) ) OF
            SEQUENCE {
                extId        MAP-EXTENSION .&extensionId ( {
                    '...'} ) ,
                extType      MAP-EXTENSION .&ExtensionType ( {
                    '...'} { @extId } ) OPTIONAL} OPTIONAL,
                pcs-Extensions [1] IMPLICIT SEQUENCE {
                    ... } OPTIONAL,
                    ... } OPTIONAL,
                ... } OPTIONAL,
            ... }
        sgsn-Capability [0] IMPLICIT SEQUENCE {
            solsaSupportIndicator NULL OPTIONAL,
            extensionContainer [1] IMPLICIT SEQUENCE {
                privateExtensionList [0] IMPLICIT SEQUENCE ( SIZE ( 1 .. 10 ) ) OF
                    SEQUENCE {
                        extId        MAP-EXTENSION .&extensionId ( {
                            '...'} ) ,
                        extType      MAP-EXTENSION .&ExtensionType ( {
                            '...'} { @extId } ) OPTIONAL} OPTIONAL,
                        pcs-Extensions [1] IMPLICIT SEQUENCE {
                            ... } OPTIONAL,
                            ... } OPTIONAL,
                        ... } OPTIONAL,
                    ... }
            ... }
    RESULT
updateGprsLocationRes SEQUENCE {
    hlr-Number          OCTET STRING ( SIZE ( 1 .. 9 ) ),
    extensionContainer   SEQUENCE {
        privateExtensionList [0] IMPLICIT SEQUENCE ( SIZE ( 1 .. 10 ) ) OF
            SEQUENCE {
                extId        MAP-EXTENSION .&extensionId ( {
                    '...'} ) ,
                extType      MAP-EXTENSION .&ExtensionType ( {
                    '...'} { @extId } ) OPTIONAL} OPTIONAL,
                pcs-Extensions [1] IMPLICIT SEQUENCE {
                    ... } OPTIONAL,
                    ... } OPTIONAL,
                ... }
            ... }
    ERRORS {
        -- systemFailure -- localValue : 34,
        -- unexpectedDataValue -- localValue : 36,
    }

```

```

-- unknownSubscriber -- localValue : 1,
-- roamingNotAllowed -- localValue : 8}
 ::= localValue : 23

sendRoutingInfoForGprs OPERATION
ARGUMENT
  sendRoutingInfoForGprsArg SEQUENCE {
    imsi [0] IMPLICIT OCTET STRING ( SIZE ( 3 .. 8 ) ),
    ggsn-Address [1] IMPLICIT OCTET STRING ( SIZE ( 5 .. 17 ) ) OPTIONAL,
    ggsn-Number [2] IMPLICIT OCTET STRING ( SIZE ( 1 .. 9 ) ),
    extensionContainer [3] IMPLICIT SEQUENCE {
      privateExtensionList [0] IMPLICIT SEQUENCE ( SIZE ( 1 .. 10 ) ) OF
        SEQUENCE {
          extId MAP-EXTENSION .&extensionId ( {
            '... } ) ,
          extType MAP-EXTENSION .&ExtensionType ( {
            '... } { @extId } ) OPTIONAL} OPTIONAL,
          pcs-Extensions [1] IMPLICIT SEQUENCE {
            ... } OPTIONAL,
            ... } OPTIONAL,
            ... }
    RESULT
      sendRoutingInfoForGprsRes SEQUENCE {
        sgsn-Address [0] IMPLICIT OCTET STRING ( SIZE ( 5 .. 17 ) ),
        ggsn-Address [1] IMPLICIT OCTET STRING ( SIZE ( 5 .. 17 ) ) OPTIONAL,
        mobileNotReachableReason [2] IMPLICIT INTEGER ( 0 .. 255 ) OPTIONAL,
        extensionContainer [3] IMPLICIT SEQUENCE {
          privateExtensionList [0] IMPLICIT SEQUENCE ( SIZE ( 1 .. 10 ) ) OF
            SEQUENCE {
              extId MAP-EXTENSION .&extensionId ( {
                '... } ) ,
              extType MAP-EXTENSION .&ExtensionType ( {
                '... } { @extId } ) OPTIONAL} OPTIONAL,
              pcs-Extensions [1] IMPLICIT SEQUENCE {
                ... } OPTIONAL,
                ... } OPTIONAL,
                ... }
          ERRORS {
            -- absentSubscriber -- localValue : 27,
            -- systemFailure -- localValue : 34,
            -- dataMissing -- localValue : 35,
            -- unexpectedDataValue -- localValue : 36,
            -- unknownSubscriber -- localValue : 1}
            ::= localValue : 24

failureReport OPERATION
ARGUMENT
  failureReportArg SEQUENCE {
    imsi [0] IMPLICIT OCTET STRING ( SIZE ( 3 .. 8 ) ),
    ggsn-Number [1] IMPLICIT OCTET STRING ( SIZE ( 1 .. 9 ) ),
    ggsn-Address [2] IMPLICIT OCTET STRING ( SIZE ( 5 .. 17 ) ) OPTIONAL,
    extensionContainer [3] IMPLICIT SEQUENCE {
      privateExtensionList [0] IMPLICIT SEQUENCE ( SIZE ( 1 .. 10 ) ) OF
        SEQUENCE {
          extId MAP-EXTENSION .&extensionId ( {
            '... } ) ,
          extType MAP-EXTENSION .&ExtensionType ( {
            '... } { @extId } ) OPTIONAL} OPTIONAL,
          pcs-Extensions [1] IMPLICIT SEQUENCE {
            ... } OPTIONAL,
            ... } OPTIONAL,
            ... }
    RESULT
      failureReportRes SEQUENCE {
        ggsn-Address [0] IMPLICIT OCTET STRING ( SIZE ( 5 .. 17 ) ) OPTIONAL,
        extensionContainer [1] IMPLICIT SEQUENCE {
          privateExtensionList [0] IMPLICIT SEQUENCE ( SIZE ( 1 .. 10 ) ) OF
            SEQUENCE {
              extId MAP-EXTENSION .&extensionId ( {
                '... } ) ,
              extType MAP-EXTENSION .&ExtensionType ( {
                '... } { @extId } ) OPTIONAL} OPTIONAL,
              pcs-Extensions [1] IMPLICIT SEQUENCE {
                ... } OPTIONAL,
                ... } OPTIONAL,
                ... }

```

```

... }
ERRORS {
-- systemFailure -- localValue : 34,
-- dataMissing -- localValue : 35,
-- unexpectedDataValue -- localValue : 36,
-- unknownSubscriber -- localValue : 1}
 ::= localValue : 25

noteMsPresentForGprs OPERATION
ARGUMENT
noteMsPresentForGprsArg SEQUENCE {
imsi [0] IMPLICIT OCTET STRING ( SIZE ( 3 .. 8 ) ),
sgsn-Address [1] IMPLICIT OCTET STRING ( SIZE ( 5 .. 17 ) ),
ggsn-Address [2] IMPLICIT OCTET STRING ( SIZE ( 5 .. 17 ) ) OPTIONAL,
extensionContainer [3] IMPLICIT SEQUENCE {
privateExtensionList [0] IMPLICIT SEQUENCE ( SIZE ( 1 .. 10 ) ) OF
SEQUENCE {
extId MAP-EXTENSION .&extensionId ( {
'...'} ) ,
extType MAP-EXTENSION .&ExtensionType ( {
'...'} { @extId } ) OPTIONAL} OPTIONAL,
pcs-Extensions [1] IMPLICIT SEQUENCE {
... } OPTIONAL,
... } OPTIONAL,
... }
RESULT
noteMsPresentForGprsRes SEQUENCE {
extensionContainer [0] IMPLICIT SEQUENCE {
privateExtensionList [0] IMPLICIT SEQUENCE ( SIZE ( 1 .. 10 ) ) OF
SEQUENCE {
extId MAP-EXTENSION .&extensionId ( {
'...'} ) ,
extType MAP-EXTENSION .&ExtensionType ( {
'...'} { @extId } ) OPTIONAL} OPTIONAL,
pcs-Extensions [1] IMPLICIT SEQUENCE {
... } OPTIONAL,
... } OPTIONAL,
... }
ERRORS {
-- systemFailure -- localValue : 34,
-- dataMissing -- localValue : 35,
-- unexpectedDataValue -- localValue : 36,
-- unknownSubscriber -- localValue : 1}
 ::= localValue : 26

provideSubscriberLocation OPERATION
ARGUMENT
provideSubscriberLocation-Arg SEQUENCE {
locationType SEQUENCE {
locationEstimateType [0] IMPLICIT ENUMERATED {
currentLocation ( 0 ),
currentOrLastKnownLocation ( 1 ),
initialLocation ( 2 ),
... },
... },
mlc-Number OCTET STRING ( SIZE ( 1 .. 9 ) ),
lcs-ClientID [0] IMPLICIT SEQUENCE {
lcsClientType [0] IMPLICIT ENUMERATED {
emergencyServices ( 0 ),
valueAddedServices ( 1 ),
plmnOperatorServices ( 2 ),
lawfulInterceptServices ( 3 ),
... },
lcsClientExternalID [1] IMPLICIT SEQUENCE {
externalAddress [0] IMPLICIT OCTET STRING ( SIZE ( 1 .. 20 ) ) OPTIONAL,
extensionContainer [1] IMPLICIT SEQUENCE {
privateExtensionList [0] IMPLICIT SEQUENCE ( SIZE ( 1 .. 10 ) ) OF
SEQUENCE {
extId MAP-EXTENSION .&extensionId ( {
'...'} ) ,
extType MAP-EXTENSION .&ExtensionType ( {
'...'} { @extId } ) OPTIONAL} OPTIONAL,
pcs-Extensions [1] IMPLICIT SEQUENCE {
... } OPTIONAL,
... } OPTIONAL,
... } OPTIONAL,
lcsClientDialedByMS [2] IMPLICIT OCTET STRING ( SIZE ( 1 .. 20 ) ) OPTIONAL,

```

```

lcsClientInternalID [3] IMPLICIT ENUMERATED {
  broadcastService (0 ),
  o-andM-HPLMN (1 ),
  o-andM-VPLMN (2 ),
  anonymousLocation (3 ),
  targetMSsubscribedService (4 ),
  ... } OPTIONAL,
lcsClientName [4] IMPLICIT SEQUENCE {
  dataCodingScheme [0] IMPLICIT OCTET STRING ( SIZE (1 ) ),
  nameString [2] IMPLICIT OCTET STRING ( SIZE (1 .. 63 ) ) ,
  ... } OPTIONAL,
  ... } OPTIONAL,
privacyOverride [1] IMPLICIT NULL OPTIONAL,
imsi [2] IMPLICIT OCTET STRING ( SIZE (3 .. 8 ) ) OPTIONAL,
msisdn [3] IMPLICIT OCTET STRING ( SIZE (1 .. 9 ) ) OPTIONAL,
lmsi [4] IMPLICIT OCTET STRING ( SIZE (4 ) ) OPTIONAL,
imei [5] IMPLICIT OCTET STRING ( SIZE (8 ) ) OPTIONAL,
lcs-Priority [6] IMPLICIT OCTET STRING ( SIZE (1 ) ) OPTIONAL,
lcs-QoS [7] IMPLICIT SEQUENCE {
  horizontal-accuracy [0] IMPLICIT OCTET STRING ( SIZE (1 ) ) OPTIONAL,
  verticalCoordinateRequest [1] IMPLICIT NULL OPTIONAL,
  vertical-accuracy [2] IMPLICIT OCTET STRING ( SIZE (1 ) ) OPTIONAL,
  responseTime [3] IMPLICIT SEQUENCE {
    responseTimeCategory ENUMERATED {
      lowdelay (0 ),
      delaytolerant (1 ),
      ... },
    ... } OPTIONAL,
  extensionContainer [4] IMPLICIT SEQUENCE {
    privateExtensionList [0] IMPLICIT SEQUENCE ( SIZE (1 .. 10 ) ) OF
      SEQUENCE {
        extId MAP-EXTENSION .&extensionId ( {
          '
          ... } ) ,
        extType MAP-EXTENSION .&ExtensionType ( {
          '
          ... } { @extId } ) OPTIONAL} OPTIONAL,
    pcs-Extensions [1] IMPLICIT SEQUENCE {
      ... } OPTIONAL,
      ... } OPTIONAL,
      ... } OPTIONAL,
    ... } OPTIONAL,
  extensionContainer [8] IMPLICIT SEQUENCE {
    privateExtensionList [0] IMPLICIT SEQUENCE ( SIZE (1 .. 10 ) ) OF
      SEQUENCE {
        extId MAP-EXTENSION .&extensionId ( {
          '
          ... } ) ,
        extType MAP-EXTENSION .&ExtensionType ( {
          '
          ... } { @extId } ) OPTIONAL} OPTIONAL,
    pcs-Extensions [1] IMPLICIT SEQUENCE {
      ... } OPTIONAL,
      ... } OPTIONAL,
      ... } OPTIONAL,
    ... }
  ... }
RESULT
provideSubscriberLocation-Res SEQUENCE {
  locationEstimate OCTET STRING ( SIZE (1 .. 20 ) ),
  ageOfLocationEstimate [0] IMPLICIT INTEGER ( 0 .. 32767 ) OPTIONAL,
  extensionContainer [1] IMPLICIT SEQUENCE {
    privateExtensionList [0] IMPLICIT SEQUENCE ( SIZE (1 .. 10 ) ) OF
      SEQUENCE {
        extId MAP-EXTENSION .&extensionId ( {
          '
          ... } ) ,
        extType MAP-EXTENSION .&ExtensionType ( {
          '
          ... } { @extId } ) OPTIONAL} OPTIONAL,
    pcs-Extensions [1] IMPLICIT SEQUENCE {
      ... } OPTIONAL,
      ... } OPTIONAL,
      ... } OPTIONAL,
    ... }
  ... }
ERRORS {
  -- systemFailure -- localValue : 34,
  -- dataMissing -- localValue : 35,
  -- unexpectedDataValue -- localValue : 36,
  -- facilityNotSupported -- localValue : 21,
  -- unidentifiedSubscriber -- localValue : 5,
  -- illegalSubscriber -- localValue : 9,
  -- illegalEquipment -- localValue : 12,
  -- absentSubscriber -- localValue : 27,
  -- unauthorizedRequestingNetwork -- localValue : 52,
  -- unauthorizedLCSCClient -- localValue : 53,
  -- positionMethodFailure -- localValue : 54}

```

::= localValue : 83

sendRoutingInfoForLCS OPERATION

ARGUMENT

```
routingInfoForLCS-Arg SEQUENCE {
  mlcNumber      [0] IMPLICIT OCTET STRING ( SIZE (1 .. 9) ),
  targetMS       [1] CHOICE {
    imsi         [0] IMPLICIT OCTET STRING ( SIZE (3 .. 8) ),
    msisdn       [1] IMPLICIT OCTET STRING ( SIZE (1 .. 9) )},
  extensionContainer [2] IMPLICIT SEQUENCE {
    privateExtensionList [0] IMPLICIT SEQUENCE ( SIZE (1 .. 10) ) OF
      SEQUENCE {
        extId      MAP-EXTENSION .&extensionId ( {
          '...' } ),
        extType    MAP-EXTENSION .&ExtensionType ( {
          '...' } { @extId } ) OPTIONAL} OPTIONAL,
    pcs-Extensions [1] IMPLICIT SEQUENCE {
      ... } OPTIONAL,
    ... } OPTIONAL,
  ... }
```

RESULT

```
routingInfoForLCS-Res SEQUENCE {
  targetMS [0] CHOICE {
    imsi [0] IMPLICIT OCTET STRING ( SIZE (3 .. 8) ),
    msisdn [1] IMPLICIT OCTET STRING ( SIZE (1 .. 9) )},
  lcsLocationInfo [1] IMPLICIT SEQUENCE {
    msc-Number OCTET STRING ( SIZE (1 .. 9) ),
    lmsi [0] IMPLICIT OCTET STRING ( SIZE (4) ) OPTIONAL,
    extensionContainer [1] IMPLICIT SEQUENCE {
      privateExtensionList [0] IMPLICIT SEQUENCE ( SIZE (1 .. 10) ) OF
        SEQUENCE {
          extId      MAP-EXTENSION .&extensionId ( {
            '...' } ),
          extType    MAP-EXTENSION .&ExtensionType ( {
            '...' } { @extId } ) OPTIONAL} OPTIONAL,
      pcs-Extensions [1] IMPLICIT SEQUENCE {
        ... } OPTIONAL,
      ... } OPTIONAL,
    ... },
  extensionContainer [2] IMPLICIT SEQUENCE {
    privateExtensionList [0] IMPLICIT SEQUENCE ( SIZE (1 .. 10) ) OF
      SEQUENCE {
        extId      MAP-EXTENSION .&extensionId ( {
          '...' } ),
        extType    MAP-EXTENSION .&ExtensionType ( {
          '...' } { @extId } ) OPTIONAL} OPTIONAL,
    pcs-Extensions [1] IMPLICIT SEQUENCE {
      ... } OPTIONAL,
    ... } OPTIONAL,
  ... }
```

ERRORS {

```
-- systemFailure -- localValue : 34,
-- dataMissing -- localValue : 35,
-- unexpectedDataValue -- localValue : 36,
-- facilityNotSupported -- localValue : 21,
-- unknownSubscriber -- localValue : 1,
-- absentSubscriber -- localValue : 27,
-- unauthorizedRequestingNetwork -- localValue : 52}
::= localValue : 85
```

subscriberLocationReport OPERATION

ARGUMENT

```
subscriberLocationReport-Arg SEQUENCE {
  lcs-Event ENUMERATED {
    emergencyCallOrigination (0),
    emergencyCallRelease (1),
    mo-lr (2),
    ... },
  lcs-ClientID SEQUENCE {
    lcsClientType [0] IMPLICIT ENUMERATED {
      emergencyServices (0),
      valueAddedServices (1),
      plmnOperatorServices (2),
      lawfulInterceptServices (3),
      ... },
    lcsClientExternalID [1] IMPLICIT SEQUENCE {
      externalAddress [0] IMPLICIT OCTET STRING ( SIZE (1 .. 20) ) OPTIONAL,
```



```

extensionContainer [1] IMPLICIT SEQUENCE {
  privateExtensionList [0] IMPLICIT SEQUENCE ( SIZE ( 1 .. 10 ) ) OF
    SEQUENCE {
      extId MAP-EXTENSION .&extensionId ( {
        '...'} ) ,
      extType MAP-EXTENSION .&ExtensionType ( {
        '...'} { @extId } ) OPTIONAL} OPTIONAL,
  pcs-Extensions [1] IMPLICIT SEQUENCE {
    ... } OPTIONAL,
    ... } OPTIONAL,
  ... } OPTIONAL,
lcsClientDialedByMS [2] IMPLICIT OCTET STRING ( SIZE ( 1 .. 20 ) ) OPTIONAL,
lcsClientInternalID [3] IMPLICIT ENUMERATED {
  broadcastService ( 0 ),
  o-andM-HPLMN ( 1 ),
  o-andM-VPLMN ( 2 ),
  anonymousLocation ( 3 ),
  targetMSsubscribedService ( 4 ),
  ... } OPTIONAL,
lcsClientName [4] IMPLICIT SEQUENCE {
  dataCodingScheme [0] IMPLICIT OCTET STRING ( SIZE ( 1 ) ),
  nameString [2] IMPLICIT OCTET STRING ( SIZE ( 1 .. 63 ) ) ,
  ... } OPTIONAL,
  ... },
lcsLocationInfo SEQUENCE {
  msc-Number OCTET STRING ( SIZE ( 1 .. 9 ) ) ,
  lmsi [0] IMPLICIT OCTET STRING ( SIZE ( 4 ) ) OPTIONAL,
  extensionContainer [1] IMPLICIT SEQUENCE {
    privateExtensionList [0] IMPLICIT SEQUENCE ( SIZE ( 1 .. 10 ) ) OF
      SEQUENCE {
        extId MAP-EXTENSION .&extensionId ( {
          '...'} ) ,
        extType MAP-EXTENSION .&ExtensionType ( {
          '...'} { @extId } ) OPTIONAL} OPTIONAL,
        pcs-Extensions [1] IMPLICIT SEQUENCE {
          ... } OPTIONAL,
          ... } OPTIONAL,
          ... },
msisdn [0] IMPLICIT OCTET STRING ( SIZE ( 1 .. 9 ) ) OPTIONAL,
imsi [1] IMPLICIT OCTET STRING ( SIZE ( 3 .. 8 ) ) OPTIONAL,
imei [2] IMPLICIT OCTET STRING ( SIZE ( 8 ) ) OPTIONAL,
na-ESRD [3] IMPLICIT OCTET STRING ( SIZE ( 1 .. 9 ) ) OPTIONAL,
na-ESRK [4] IMPLICIT OCTET STRING ( SIZE ( 1 .. 9 ) ) OPTIONAL,
locationEstimate [5] IMPLICIT OCTET STRING ( SIZE ( 1 .. 20 ) ) OPTIONAL,
ageOfLocationEstimate [6] IMPLICIT INTEGER ( 0 .. 32767 ) OPTIONAL,
extensionContainer [7] IMPLICIT SEQUENCE {
  privateExtensionList [0] IMPLICIT SEQUENCE ( SIZE ( 1 .. 10 ) ) OF
    SEQUENCE {
      extId MAP-EXTENSION .&extensionId ( {
        '...'} ) ,
      extType MAP-EXTENSION .&ExtensionType ( {
        '...'} { @extId } ) OPTIONAL} OPTIONAL,
      pcs-Extensions [1] IMPLICIT SEQUENCE {
        ... } OPTIONAL,
        ... } OPTIONAL,
        ... }
RESULT
subscriberLocationReport-Res SEQUENCE {
  extensionContainer SEQUENCE {
    privateExtensionList [0] IMPLICIT SEQUENCE ( SIZE ( 1 .. 10 ) ) OF
      SEQUENCE {
        extId MAP-EXTENSION .&extensionId ( {
          '...'} ) ,
        extType MAP-EXTENSION .&ExtensionType ( {
          '...'} { @extId } ) OPTIONAL} OPTIONAL,
        pcs-Extensions [1] IMPLICIT SEQUENCE {
          ... } OPTIONAL,
          ... } OPTIONAL,
          ... }
ERRORS {
  -- systemFailure -- localValue : 34,
  -- dataMissing -- localValue : 35,
  -- unexpectedDataValue -- localValue : 36,
  -- resourceLimitation -- localValue : 51,
  -- unknownSubscriber -- localValue : 1,

```

```
-- unauthorizedRequestingNetwork -- localValue : 52,
-- unknownOrUnreachableLCSCClient -- localValue : 58}
 ::= localValue : 86
```

systemFailure ERROR

PARAMETER

```
systemFailureParam CHOICE {
  networkResource      ENUMERATED {
    plmn      ( 0 ),
    hlr       ( 1 ),
    vlr       ( 2 ),
    pvlr      ( 3 ),
    controllingMSC    ( 4 ),
    vmsc      ( 5 ),
    eir       ( 6 ),
    rss       ( 7 )},
  extensibleSystemFailureParam SEQUENCE {
    networkResource      ENUMERATED {
      plmn      ( 0 ),
      hlr       ( 1 ),
      vlr       ( 2 ),
      pvlr      ( 3 ),
      controllingMSC    ( 4 ),
      vmsc      ( 5 ),
      eir       ( 6 ),
      rss       ( 7 )} OPTIONAL,
    extensionContainer SEQUENCE {
      privateExtensionList [0] IMPLICIT SEQUENCE ( SIZE ( 1 .. 10 ) ) OF
        SEQUENCE {
          extId      MAP-EXTENSION .&extensionId ( {
            '...' ) ,
          extType    MAP-EXTENSION .&ExtensionType ( {
            '...' { @extId } ) OPTIONAL} OPTIONAL,
          pcs-Extensions [1] IMPLICIT SEQUENCE {
            ... } OPTIONAL,
            ... } OPTIONAL,
            ... } }
    ::= localValue : 34
```

dataMissing ERROR

PARAMETER

```
dataMissingParam SEQUENCE {
  extensionContainer SEQUENCE {
    privateExtensionList [0] IMPLICIT SEQUENCE ( SIZE ( 1 .. 10 ) ) OF
      SEQUENCE {
        extId      MAP-EXTENSION .&extensionId ( {
          '...' ) ,
        extType    MAP-EXTENSION .&ExtensionType ( {
          '...' { @extId } ) OPTIONAL} OPTIONAL,
        pcs-Extensions [1] IMPLICIT SEQUENCE {
          ... } OPTIONAL,
          ... } OPTIONAL,
          ... } }
    ::= localValue : 35
```

unexpectedDataValue ERROR

PARAMETER

```
unexpectedDataParam SEQUENCE {
  extensionContainer SEQUENCE {
    privateExtensionList [0] IMPLICIT SEQUENCE ( SIZE ( 1 .. 10 ) ) OF
      SEQUENCE {
        extId      MAP-EXTENSION .&extensionId ( {
          '...' ) ,
        extType    MAP-EXTENSION .&ExtensionType ( {
          '...' { @extId } ) OPTIONAL} OPTIONAL,
        pcs-Extensions [1] IMPLICIT SEQUENCE {
          ... } OPTIONAL,
          ... } OPTIONAL,
          ... } }
    ::= localValue : 36
```

facilityNotSupported ERROR

PARAMETER

```
facilityNotSupParam SEQUENCE {
  extensionContainer SEQUENCE {
    privateExtensionList [0] IMPLICIT SEQUENCE ( SIZE ( 1 .. 10 ) ) OF
      SEQUENCE {
```

```

        extId      MAP-EXTENSION .&extensionId ( {
            '... } ) ,
        extType    MAP-EXTENSION .&ExtensionType ( {
            '... } { @extId } ) OPTIONAL} OPTIONAL,
        pcs-Extensions [1] IMPLICIT SEQUENCE {
            ... } OPTIONAL,
            ... } OPTIONAL,
            ... }
 ::= localValue : 21

incompatibleTerminal ERROR
PARAMETER
    incompatibleTerminalParam SEQUENCE {
        extensionContainer SEQUENCE {
            privateExtensionList [0] IMPLICIT SEQUENCE ( SIZE (1 .. 10 ) ) OF
                SEQUENCE {
                    extId      MAP-EXTENSION .&extensionId ( {
                        '... } ) ,
                    extType    MAP-EXTENSION .&ExtensionType ( {
                        '... } { @extId } ) OPTIONAL} OPTIONAL,
                    pcs-Extensions [1] IMPLICIT SEQUENCE {
                        ... } OPTIONAL,
                        ... } OPTIONAL,
                        ... }
                ::= localValue : 28

resourceLimitation ERROR
PARAMETER
    resourceLimitationParam SEQUENCE {
        extensionContainer SEQUENCE {
            privateExtensionList [0] IMPLICIT SEQUENCE ( SIZE (1 .. 10 ) ) OF
                SEQUENCE {
                    extId      MAP-EXTENSION .&extensionId ( {
                        '... } ) ,
                    extType    MAP-EXTENSION .&ExtensionType ( {
                        '... } { @extId } ) OPTIONAL} OPTIONAL,
                    pcs-Extensions [1] IMPLICIT SEQUENCE {
                        ... } OPTIONAL,
                        ... } OPTIONAL,
                        ... }
                ::= localValue : 51

unknownSubscriber ERROR
PARAMETER
    unknownSubscriberParam SEQUENCE {
        extensionContainer SEQUENCE {
            privateExtensionList [0] IMPLICIT SEQUENCE ( SIZE (1 .. 10 ) ) OF
                SEQUENCE {
                    extId      MAP-EXTENSION .&extensionId ( {
                        '... } ) ,
                    extType    MAP-EXTENSION .&ExtensionType ( {
                        '... } { @extId } ) OPTIONAL} OPTIONAL,
                    pcs-Extensions [1] IMPLICIT SEQUENCE {
                        ... } OPTIONAL,
                        ... } OPTIONAL,
                        ... }
            unknownSubscriberDiagnostic ENUMERATED {
                imsiUnknown (0 ),
                gprsSubscriptionUnknown (1 ),
                ... } OPTIONAL}
        ::= localValue : 1

numberChanged ERROR
PARAMETER
    numberChangedParam SEQUENCE {
        extensionContainer SEQUENCE {
            privateExtensionList [0] IMPLICIT SEQUENCE ( SIZE (1 .. 10 ) ) OF
                SEQUENCE {
                    extId      MAP-EXTENSION .&extensionId ( {
                        '... } ) ,
                    extType    MAP-EXTENSION .&ExtensionType ( {
                        '... } { @extId } ) OPTIONAL} OPTIONAL,
                    pcs-Extensions [1] IMPLICIT SEQUENCE {

```

```

        ... } OPTIONAL,
        ... } OPTIONAL,
        ... }
 ::= localValue : 44

unknownMSC ERROR
 ::= localValue : 3

unidentifiedSubscriber ERROR
PARAMETER
  unidentifiedSubParam SEQUENCE {
    extensionContainer SEQUENCE {
      privateExtensionList [0] IMPLICIT SEQUENCE ( SIZE ( 1 .. 10 ) ) OF
        SEQUENCE {
          extId      MAP-EXTENSION .&extensionId ( {
            '... } ) ,
          extType    MAP-EXTENSION .&ExtensionType ( {
            '... } { @extId } ) OPTIONAL} OPTIONAL,
          pcs-Extensions [1] IMPLICIT SEQUENCE {
            ... } OPTIONAL,
            ... } OPTIONAL,
            ... }
 ::= localValue : 5

unknownEquipment ERROR
 ::= localValue : 7

roamingNotAllowed ERROR
PARAMETER
  roamingNotAllowedParam SEQUENCE {
    roamingNotAllowedCause ENUMERATED {
      plmnRoamingNotAllowed ( 0 ) ,
      operatorDeterminedBarring ( 3 ) } ,
    extensionContainer SEQUENCE {
      privateExtensionList [0] IMPLICIT SEQUENCE ( SIZE ( 1 .. 10 ) ) OF
        SEQUENCE {
          extId      MAP-EXTENSION .&extensionId ( {
            '... } ) ,
          extType    MAP-EXTENSION .&ExtensionType ( {
            '... } { @extId } ) OPTIONAL} OPTIONAL,
          pcs-Extensions [1] IMPLICIT SEQUENCE {
            ... } OPTIONAL,
            ... } OPTIONAL,
            ... }
 ::= localValue : 8

illegalSubscriber ERROR
PARAMETER
  illegalSubscriberParam SEQUENCE {
    extensionContainer SEQUENCE {
      privateExtensionList [0] IMPLICIT SEQUENCE ( SIZE ( 1 .. 10 ) ) OF
        SEQUENCE {
          extId      MAP-EXTENSION .&extensionId ( {
            '... } ) ,
          extType    MAP-EXTENSION .&ExtensionType ( {
            '... } { @extId } ) OPTIONAL} OPTIONAL,
          pcs-Extensions [1] IMPLICIT SEQUENCE {
            ... } OPTIONAL,
            ... } OPTIONAL,
            ... }
 ::= localValue : 9

illegalEquipment ERROR
PARAMETER
  illegalEquipmentParam SEQUENCE {
    extensionContainer SEQUENCE {
      privateExtensionList [0] IMPLICIT SEQUENCE ( SIZE ( 1 .. 10 ) ) OF
        SEQUENCE {
          extId      MAP-EXTENSION .&extensionId ( {
            '... } ) ,
          extType    MAP-EXTENSION .&ExtensionType ( {
            '... } { @extId } ) OPTIONAL} OPTIONAL,
          pcs-Extensions [1] IMPLICIT SEQUENCE {
            ... } OPTIONAL,
            ... } OPTIONAL,
            ... }

```

```

... }
 ::= localValue : 12

bearerServiceNotProvisioned ERROR
PARAMETER
  bearerServNotProvParam SEQUENCE {
    extensionContainer SEQUENCE {
      privateExtensionList [0] IMPLICIT SEQUENCE ( SIZE (1 .. 10 ) ) OF
        SEQUENCE {
          extId MAP-EXTENSION .&extensionId ( {
            '... } ) ,
          extType MAP-EXTENSION .&ExtensionType ( {
            '... } { @extId } ) OPTIONAL } OPTIONAL,
          pcs-Extensions [1] IMPLICIT SEQUENCE {
            '... } OPTIONAL,
            '... } OPTIONAL,
            '... } OPTIONAL,
            '... }
        }
    }
  }
 ::= localValue : 10

teleserviceNotProvisioned ERROR
PARAMETER
  teleservNotProvParam SEQUENCE {
    extensionContainer SEQUENCE {
      privateExtensionList [0] IMPLICIT SEQUENCE ( SIZE (1 .. 10 ) ) OF
        SEQUENCE {
          extId MAP-EXTENSION .&extensionId ( {
            '... } ) ,
          extType MAP-EXTENSION .&ExtensionType ( {
            '... } { @extId } ) OPTIONAL } OPTIONAL,
          pcs-Extensions [1] IMPLICIT SEQUENCE {
            '... } OPTIONAL,
            '... } OPTIONAL,
            '... } OPTIONAL,
            '... }
        }
    }
  }
 ::= localValue : 11

noHandoverNumberAvailable ERROR
 ::= localValue : 25

subsequentHandoverFailure ERROR
 ::= localValue : 26

tracingBufferFull ERROR
PARAMETER
  tracingBufferFullParam SEQUENCE {
    extensionContainer SEQUENCE {
      privateExtensionList [0] IMPLICIT SEQUENCE ( SIZE (1 .. 10 ) ) OF
        SEQUENCE {
          extId MAP-EXTENSION .&extensionId ( {
            '... } ) ,
          extType MAP-EXTENSION .&ExtensionType ( {
            '... } { @extId } ) OPTIONAL } OPTIONAL,
          pcs-Extensions [1] IMPLICIT SEQUENCE {
            '... } OPTIONAL,
            '... } OPTIONAL,
            '... } OPTIONAL,
            '... }
        }
    }
  }
 ::= localValue : 40

noRoamingNumberAvailable ERROR
PARAMETER
  noRoamingNbParam SEQUENCE {
    extensionContainer SEQUENCE {
      privateExtensionList [0] IMPLICIT SEQUENCE ( SIZE (1 .. 10 ) ) OF
        SEQUENCE {
          extId MAP-EXTENSION .&extensionId ( {
            '... } ) ,
          extType MAP-EXTENSION .&ExtensionType ( {
            '... } { @extId } ) OPTIONAL } OPTIONAL,
          pcs-Extensions [1] IMPLICIT SEQUENCE {
            '... } OPTIONAL,
            '... } OPTIONAL,
            '... } OPTIONAL,
            '... }
        }
    }
  }
 ::= localValue : 39

absentSubscriber ERROR
PARAMETER

```

```

absentSubscriberParam SEQUENCE {
  extensionContainer SEQUENCE {
    privateExtensionList [0] IMPLICIT SEQUENCE ( SIZE (1 .. 10 ) ) OF
      SEQUENCE {
        extId MAP-EXTENSION .&extensionId ( {
          '...' ) ,
        extType MAP-EXTENSION .&ExtensionType ( {
          '...' { @extId } ) OPTIONAL} OPTIONAL,
        pcs-Extensions [1] IMPLICIT SEQUENCE {
          ... } OPTIONAL,
        ... } OPTIONAL,
        ... ,
        absentSubscriberReason [0] IMPLICIT ENUMERATED {
          imsiDetach (0 ),
          restrictedArea (1 ),
          noPageResponse (2 ),
          ... } OPTIONAL}
} ::= localValue : 27

busySubscriber ERROR
PARAMETER
  busySubscriberParam SEQUENCE {
    extensionContainer SEQUENCE {
      privateExtensionList [0] IMPLICIT SEQUENCE ( SIZE (1 .. 10 ) ) OF
        SEQUENCE {
          extId MAP-EXTENSION .&extensionId ( {
            '...' ) ,
          extType MAP-EXTENSION .&ExtensionType ( {
            '...' { @extId } ) OPTIONAL} OPTIONAL,
          pcs-Extensions [1] IMPLICIT SEQUENCE {
            ... } OPTIONAL,
          ... } OPTIONAL,
          ... ,
          ccbs-Possible [0] IMPLICIT NULL OPTIONAL,
          ccbs-Busy [1] IMPLICIT NULL OPTIONAL}
} ::= localValue : 45

noSubscriberReply ERROR
PARAMETER
  noSubscriberReplyParam SEQUENCE {
    extensionContainer SEQUENCE {
      privateExtensionList [0] IMPLICIT SEQUENCE ( SIZE (1 .. 10 ) ) OF
        SEQUENCE {
          extId MAP-EXTENSION .&extensionId ( {
            '...' ) ,
          extType MAP-EXTENSION .&ExtensionType ( {
            '...' { @extId } ) OPTIONAL} OPTIONAL,
          pcs-Extensions [1] IMPLICIT SEQUENCE {
            ... } OPTIONAL,
          ... } OPTIONAL,
          ... }
} ::= localValue : 46

callBarred ERROR
PARAMETER
  callBarredParam CHOICE {
    callBarringCause ENUMERATED {
      barringServiceActive (0 ),
      operatorBarring (1 )},
    extensibleCallBarredParam SEQUENCE {
      callBarringCause ENUMERATED {
        barringServiceActive (0 ),
        operatorBarring (1 )} OPTIONAL,
      extensionContainer SEQUENCE {
        privateExtensionList [0] IMPLICIT SEQUENCE ( SIZE (1 .. 10 ) ) OF
          SEQUENCE {
            extId MAP-EXTENSION .&extensionId ( {
              '...' ) ,
            extType MAP-EXTENSION .&ExtensionType ( {
              '...' { @extId } ) OPTIONAL} OPTIONAL,
            pcs-Extensions [1] IMPLICIT SEQUENCE {
              ... } OPTIONAL,
            ... } OPTIONAL,
            ... ,
            unauthorisedMessageOriginator [1] IMPLICIT NULL OPTIONAL}}
}

```

```

 ::= localValue : 13
forwardingFailed ERROR
PARAMETER
    forwardingFailedParam SEQUENCE {
        extensionContainer SEQUENCE {
            privateExtensionList [0] IMPLICIT SEQUENCE ( SIZE (1 .. 10 ) ) OF
                SEQUENCE {
                    extId MAP-EXTENSION .&extensionId ( {
                        '...'} ) ,
                    extType MAP-EXTENSION .&ExtensionType ( {
                        '...'} { @extId } ) OPTIONAL} OPTIONAL,
            pcs-Extensions [1] IMPLICIT SEQUENCE {
                ... } OPTIONAL,
            ... } OPTIONAL,
            ... }
 ::= localValue : 47
or-NotAllowed ERROR
PARAMETER
    or-NotAllowedParam SEQUENCE {
        extensionContainer SEQUENCE {
            privateExtensionList [0] IMPLICIT SEQUENCE ( SIZE (1 .. 10 ) ) OF
                SEQUENCE {
                    extId MAP-EXTENSION .&extensionId ( {
                        '...'} ) ,
                    extType MAP-EXTENSION .&ExtensionType ( {
                        '...'} { @extId } ) OPTIONAL} OPTIONAL,
            pcs-Extensions [1] IMPLICIT SEQUENCE {
                ... } OPTIONAL,
            ... } OPTIONAL,
            ... }
 ::= localValue : 48
forwardingViolation ERROR
PARAMETER
    forwardingViolationParam SEQUENCE {
        extensionContainer SEQUENCE {
            privateExtensionList [0] IMPLICIT SEQUENCE ( SIZE (1 .. 10 ) ) OF
                SEQUENCE {
                    extId MAP-EXTENSION .&extensionId ( {
                        '...'} ) ,
                    extType MAP-EXTENSION .&ExtensionType ( {
                        '...'} { @extId } ) OPTIONAL} OPTIONAL,
            pcs-Extensions [1] IMPLICIT SEQUENCE {
                ... } OPTIONAL,
            ... } OPTIONAL,
            ... }
 ::= localValue : 14
cug-Reject ERROR
PARAMETER
    cug-RejectParam SEQUENCE {
        cug-RejectCause ENUMERATED {
            incomingCallsBarredWithinCUG (0 ),
            subscriberNotMemberOfCUG (1 ),
            requestedBasicServiceViolatesCUG-Constraints (5 ),
            calledPartySS-InteractionViolation (7 )} OPTIONAL,
        extensionContainer SEQUENCE {
            privateExtensionList [0] IMPLICIT SEQUENCE ( SIZE (1 .. 10 ) ) OF
                SEQUENCE {
                    extId MAP-EXTENSION .&extensionId ( {
                        '...'} ) ,
                    extType MAP-EXTENSION .&ExtensionType ( {
                        '...'} { @extId } ) OPTIONAL} OPTIONAL,
            pcs-Extensions [1] IMPLICIT SEQUENCE {
                ... } OPTIONAL,
            ... } OPTIONAL,
            ... }
 ::= localValue : 15
ati-NotAllowed ERROR
PARAMETER
    ati-NotAllowedParam SEQUENCE {
        extensionContainer SEQUENCE {

```

```

privateExtensionList [0] IMPLICIT SEQUENCE ( SIZE (1 .. 10 ) ) OF
  SEQUENCE {
    extId      MAP-EXTENSION .&extensionId ( {
      '... } ) ,
    extType    MAP-EXTENSION .&ExtensionType ( {
      '... } { @extId } ) OPTIONAL} OPTIONAL,
  pcs-Extensions [1] IMPLICIT SEQUENCE {
    ... } OPTIONAL,
  ... } OPTIONAL,
  ... }
 ::= localValue : 49

noGroupCallNumberAvailable ERROR
PARAMETER
  noGroupCallNbParam SEQUENCE {
    extensionContainer SEQUENCE {
      privateExtensionList [0] IMPLICIT SEQUENCE ( SIZE (1 .. 10 ) ) OF
        SEQUENCE {
          extId      MAP-EXTENSION .&extensionId ( {
            '... } ) ,
          extType    MAP-EXTENSION .&ExtensionType ( {
            '... } { @extId } ) OPTIONAL} OPTIONAL,
        pcs-Extensions [1] IMPLICIT SEQUENCE {
          ... } OPTIONAL,
        ... } OPTIONAL,
        ... }
    ... }
  ::= localValue : 50

illegalSS-Operation ERROR
 ::= localValue : 16

ss-ErrorStatus ERROR
PARAMETER
  ss-Status OCTET STRING ( SIZE (1 ) )
 ::= localValue : 17

ss-NotAvailable ERROR
 ::= localValue : 18

ss-SubscriptionViolation ERROR
 ::= localValue : 19

ss-Incompatibility ERROR
PARAMETER
  ss-IncompatibilityCause SEQUENCE {
    ss-Code [1] IMPLICIT OCTET STRING ( SIZE (1 ) ) OPTIONAL,
    basicService CHOICE {
      bearerService [2] IMPLICIT OCTET STRING ( SIZE (1 ) ),
      teleservice [3] IMPLICIT OCTET STRING ( SIZE (1 ) ) } OPTIONAL,
    ss-Status [4] IMPLICIT OCTET STRING ( SIZE (1 ) ) OPTIONAL,
    ... }
  ::= localValue : 20

unknownAlphabet ERROR
 ::= localValue : 71

ussd-Busy ERROR
 ::= localValue : 72

pw-RegistrationFailure ERROR
PARAMETER
  pw-RegistrationFailureCause ENUMERATED {
    undetermined (0 ),
    invalidFormat (1 ),
    newPasswordsMismatch (2 ) }
  ::= localValue : 37

negativePW-Check ERROR
 ::= localValue : 38

numberOfPW-AttemptsViolation ERROR
 ::= localValue : 43

shortTermDenial ERROR
PARAMETER
  shortTermDenialParam SEQUENCE {
    ... }
  ::= localValue : 29

```



```

longTermDenial ERROR
  PARAMETER
    longTermDenialParam SEQUENCE {
      ...
    }
  ::= localValue : 30

subscriberBusyForMT-SMS ERROR
  PARAMETER
    subBusyForMT-SMS-Param SEQUENCE {
      extensionContainer SEQUENCE {
        privateExtensionList [0] IMPLICIT SEQUENCE ( SIZE ( 1 .. 10 ) ) OF
          SEQUENCE {
            extId MAP-EXTENSION .&extensionId ( {
              '...'} ) ,
            extType MAP-EXTENSION .&ExtensionType ( {
              '...'} { @extId } ) OPTIONAL} OPTIONAL,
            pcs-Extensions [1] IMPLICIT SEQUENCE {
              ... } OPTIONAL,
            ... } OPTIONAL,
            ... ,
            gprsConnectionSuspended NULL OPTIONAL}
    }
  ::= localValue : 31

sm-DeliveryFailure ERROR
  PARAMETER
    sm-DeliveryFailureCause SEQUENCE {
      sm-EnumeratedDeliveryFailureCause ENUMERATED {
        memoryCapacityExceeded ( 0 ),
        equipmentProtocolError ( 1 ),
        equipmentNotSM-Equipped ( 2 ),
        unknownServiceCentre ( 3 ),
        sc-Congestion ( 4 ),
        invalidSME-Address ( 5 ),
        subscriberNotSC-Subscriber ( 6 )},
      diagnosticInfo OCTET STRING ( SIZE ( 1 .. 200 ) ) OPTIONAL,
      extensionContainer SEQUENCE {
        privateExtensionList [0] IMPLICIT SEQUENCE ( SIZE ( 1 .. 10 ) ) OF
          SEQUENCE {
            extId MAP-EXTENSION .&extensionId ( {
              '...'} ) ,
            extType MAP-EXTENSION .&ExtensionType ( {
              '...'} { @extId } ) OPTIONAL} OPTIONAL,
            pcs-Extensions [1] IMPLICIT SEQUENCE {
              ... } OPTIONAL,
            ... } OPTIONAL,
            ... }
    }
  ::= localValue : 32

messageWaitingListFull ERROR
  PARAMETER
    messageWaitListFullParam SEQUENCE {
      extensionContainer SEQUENCE {
        privateExtensionList [0] IMPLICIT SEQUENCE ( SIZE ( 1 .. 10 ) ) OF
          SEQUENCE {
            extId MAP-EXTENSION .&extensionId ( {
              '...'} ) ,
            extType MAP-EXTENSION .&ExtensionType ( {
              '...'} { @extId } ) OPTIONAL} OPTIONAL,
            pcs-Extensions [1] IMPLICIT SEQUENCE {
              ... } OPTIONAL,
            ... } OPTIONAL,
            ... }
    }
  ::= localValue : 33

absentsubscriberSM ERROR
  PARAMETER
    absentSubscriberSM-Param SEQUENCE {
      absentSubscriberDiagnosticSM INTEGER ( 0 .. 255 ) OPTIONAL,
      extensionContainer SEQUENCE {
        privateExtensionList [0] IMPLICIT SEQUENCE ( SIZE ( 1 .. 10 ) ) OF
          SEQUENCE {
            extId MAP-EXTENSION .&extensionId ( {
              '...'} ) ,
            extType MAP-EXTENSION .&ExtensionType ( {
              '...'} { @extId } ) OPTIONAL} OPTIONAL,
            ... }
    }
  ::= localValue : 34

```

```

    pcs-Extensions          [1] IMPLICIT SEQUENCE {
      ... } OPTIONAL,
      ... } OPTIONAL,
      ...
    additionalAbsentSubscriberDiagnosticSM [0] IMPLICIT INTEGER ( 0 .. 255 ) OPTIONAL}
 ::= localValue : 6

```

```

unauthorizedRequestingNetwork ERROR
PARAMETER
  unauthorizedRequestingNetwork-Param SEQUENCE {
    extensionContainer SEQUENCE {
      privateExtensionList [0] IMPLICIT SEQUENCE ( SIZE (1 .. 10 ) ) OF
        SEQUENCE {
          extId MAP-EXTENSION .&extensionId ( {
            '... } ) ,
          extType MAP-EXTENSION .&ExtensionType ( {
            '... } { @extId } ) OPTIONAL} OPTIONAL,
          pcs-Extensions [1] IMPLICIT SEQUENCE {
            ... } OPTIONAL,
            ... } OPTIONAL,
            ... }
        }
 ::= localValue : 52

```

```

unauthorizedLCSCClient ERROR
PARAMETER
  unauthorizedLCSCClient-Param SEQUENCE {
    unauthorizedLCSCClient-Diagnostic [0] IMPLICIT ENUMERATED {
      noAdditionalInformation (0 ),
      clientNotInMSPrivacyExceptionList (1 ),
      callToClientNotSetup (2 ),
      privacyOverrideNotApplicable (3 ),
      disallowedByLocalRegulatoryRequirements (4 ),
      ... } OPTIONAL,
    extensionContainer [1] IMPLICIT SEQUENCE {
      privateExtensionList [0] IMPLICIT SEQUENCE ( SIZE (1 .. 10 ) ) OF
        SEQUENCE {
          extId MAP-EXTENSION .&extensionId ( {
            '... } ) ,
          extType MAP-EXTENSION .&ExtensionType ( {
            '... } { @extId } ) OPTIONAL} OPTIONAL,
          pcs-Extensions [1] IMPLICIT SEQUENCE {
            ... } OPTIONAL,
            ... } OPTIONAL,
            ... }
        }
 ::= localValue : 53

```

```

positionMethodFailure ERROR
PARAMETER
  positionMethodFailure-Param SEQUENCE {
    positionMethodFailure-Diagnostic [0] IMPLICIT ENUMERATED {
      congestion (0 ),
      insufficientResources (1 ),
      insufficientMeasurementData (2 ),
      inconsistentMeasurementData (3 ),
      locationProcedureNotCompleted (4 ),
      locationProcedureNotSupportedByTargetMS (5 ),
      qosNotAttainable (6 ),
      ... } OPTIONAL,
    extensionContainer [1] IMPLICIT SEQUENCE {
      privateExtensionList [0] IMPLICIT SEQUENCE ( SIZE (1 .. 10 ) ) OF
        SEQUENCE {
          extId MAP-EXTENSION .&extensionId ( {
            '... } ) ,
          extType MAP-EXTENSION .&ExtensionType ( {
            '... } { @extId } ) OPTIONAL} OPTIONAL,
          pcs-Extensions [1] IMPLICIT SEQUENCE {
            ... } OPTIONAL,
            ... } OPTIONAL,
            ... }
        }
 ::= localValue : 54

```

```

unknownOrUnreachableLCSCClient ERROR
PARAMETER
  unknownOrUnreachableLCSCClient-Param SEQUENCE {
    extensionContainer SEQUENCE {
      privateExtensionList [0] IMPLICIT SEQUENCE ( SIZE (1 .. 10 ) ) OF
        SEQUENCE {

```

```

        extId      MAP-EXTENSION .&extensionId ( {
            '...' ) ,
        extType    MAP-EXTENSION .&ExtensionType ( {
            '...' { @extId } ) OPTIONAL} OPTIONAL,
    pcs-Extensions [1] IMPLICIT SEQUENCE {
        ... } OPTIONAL,
        ... } OPTIONAL,
    ... }
 ::= localValue : 58
END

```

---

## B.2 Fully Expanded ASN.1 Source of MAP-DialogueInformation

```

-- Expanded ASN1 Module 'MAP-DialogueInformation'
--SIEMENS ASN.1 Compiler      R4.70 (47-00-02)
-- Date: 2000-04-07 Time: 13:25:56

MAP-DialogueInformation{ 0 identified-organization (4) etsi (0) mobileDomain (0) gsm-Network (1)
modules (3) map-DialogueInformation (3) version5 (5) }

DEFINITIONS

 ::=

BEGIN

EXPORTS
    map-DialogueAS,
    MAP-DialoguePDU;

map-DialogueAS OBJECT IDENTIFIER ::= { ccitt (0) identified-organization (4) etsi (0) mobileDomain
(0) gsm-Network (1) 1 map-DialoguePDU (1) version1 (1) }

MAP-DialoguePDU ::= CHOICE {
    map-open [0] IMPLICIT SEQUENCE {
        destinationReference [0] IMPLICIT OCTET STRING ( SIZE (1 .. 20) ) OPTIONAL,
        originationReference [1] IMPLICIT OCTET STRING ( SIZE (1 .. 20) ) OPTIONAL,
        ... ,
        extensionContainer SEQUENCE {
            privateExtensionList [0] IMPLICIT SEQUENCE ( SIZE (1 .. 10) ) OF
                SEQUENCE {
                    extId      MAP-EXTENSION .&extensionId ( {
                        '...' ) ,
                    extType    MAP-EXTENSION .&ExtensionType ( {
                        '...' { @extId } ) OPTIONAL} OPTIONAL,
                pcs-Extensions [1] IMPLICIT SEQUENCE {
                    ... } OPTIONAL,
                ... } OPTIONAL},
            map-accept [1] IMPLICIT SEQUENCE {
                ... ,
                extensionContainer SEQUENCE {
                    privateExtensionList [0] IMPLICIT SEQUENCE ( SIZE (1 .. 10) ) OF
                        SEQUENCE {
                            extId      MAP-EXTENSION .&extensionId ( {
                                '...' ) ,
                            extType    MAP-EXTENSION .&ExtensionType ( {
                                '...' { @extId } ) OPTIONAL} OPTIONAL,
                            pcs-Extensions [1] IMPLICIT SEQUENCE {
                                ... } OPTIONAL,
                            ... } OPTIONAL},
                map-close [2] IMPLICIT SEQUENCE {
                    ... ,
                    extensionContainer SEQUENCE {
                        privateExtensionList [0] IMPLICIT SEQUENCE ( SIZE (1 .. 10) ) OF
                            SEQUENCE {
                                extId      MAP-EXTENSION .&extensionId ( {
                                    '...' ) ,
                                extType    MAP-EXTENSION .&ExtensionType ( {

```

```

        ... } { @extId } ) OPTIONAL} OPTIONAL,
    pcs-Extensions [1] IMPLICIT SEQUENCE {
        ... } OPTIONAL,
        ... } OPTIONAL},
map-refuse [3] IMPLICIT SEQUENCE {
    reason ENUMERATED {
        noReasonGiven (0 ),
        invalidDestinationReference (1 ),
        invalidOriginatingReference (2 )},
    ... ,
    extensionContainer SEQUENCE {
        privateExtensionList [0] IMPLICIT SEQUENCE ( SIZE (1 .. 10 ) ) OF
            SEQUENCE {
                extId MAP-EXTENSION .&extensionId ( {
                    '...'} ) ,
                extType MAP-EXTENSION .&ExtensionType ( {
                    '...'} { @extId } ) OPTIONAL} OPTIONAL,
        pcs-Extensions [1] IMPLICIT SEQUENCE {
            ... } OPTIONAL,
            ... } OPTIONAL},
map-userAbort [4] IMPLICIT SEQUENCE {
    map-UserAbortChoice CHOICE {
        userSpecificReason [0] IMPLICIT NULL,
        userResourceLimitation [1] IMPLICIT NULL,
        resourceUnavailable [2] IMPLICIT ENUMERATED {
            shortTermResourceLimitation (0 ),
            longTermResourceLimitation (1 )},
        applicationProcedureCancellation [3] IMPLICIT ENUMERATED {
            handoverCancellation (0 ),
            radioChannelRelease (1 ),
            networkPathRelease (2 ),
            callRelease (3 ),
            associatedProcedureFailure (4 ),
            tandemDialogueRelease (5 ),
            remoteOperationsFailure (6 )}},
    ... ,
    extensionContainer SEQUENCE {
        privateExtensionList [0] IMPLICIT SEQUENCE ( SIZE (1 .. 10 ) ) OF
            SEQUENCE {
                extId MAP-EXTENSION .&extensionId ( {
                    '...'} ) ,
                extType MAP-EXTENSION .&ExtensionType ( {
                    '...'} { @extId } ) OPTIONAL} OPTIONAL,
        pcs-Extensions [1] IMPLICIT SEQUENCE {
            ... } OPTIONAL,
            ... } OPTIONAL},
map-providerAbort [5] IMPLICIT SEQUENCE {
    map-ProviderAbortReason ENUMERATED {
        abnormalDialogue (0 ),
        invalidPDU (1 )},
    ... ,
    extensionContainer SEQUENCE {
        privateExtensionList [0] IMPLICIT SEQUENCE ( SIZE (1 .. 10 ) ) OF
            SEQUENCE {
                extId MAP-EXTENSION .&extensionId ( {
                    '...'} ) ,
                extType MAP-EXTENSION .&ExtensionType ( {
                    '...'} { @extId } ) OPTIONAL} OPTIONAL,
        pcs-Extensions [1] IMPLICIT SEQUENCE {
            ... } OPTIONAL,
            ... } OPTIONAL}}
MAP-OpenInfo ::= SEQUENCE {
    destinationReference [0] IMPLICIT OCTET STRING ( SIZE (1 .. 20 ) ) OPTIONAL,
    originationReference [1] IMPLICIT OCTET STRING ( SIZE (1 .. 20 ) ) OPTIONAL,
    ... ,
    extensionContainer SEQUENCE {
        privateExtensionList [0] IMPLICIT SEQUENCE ( SIZE (1 .. 10 ) ) OF
            SEQUENCE {
                extId MAP-EXTENSION .&extensionId ( {
                    '...'} ) ,
                extType MAP-EXTENSION .&ExtensionType ( {
                    '...'} { @extId } ) OPTIONAL} OPTIONAL,
        pcs-Extensions [1] IMPLICIT SEQUENCE {
            ... } OPTIONAL,
            ... } OPTIONAL}}

```

```

... } OPTIONAL,
... } OPTIONAL}

```

```

MAP-AcceptInfo ::= SEQUENCE {
... ,
extensionContainer SEQUENCE {
privateExtensionList [0] IMPLICIT SEQUENCE ( SIZE (1 .. 10 ) ) OF
SEQUENCE {
extId MAP-EXTENSION .&extensionId ( {
'
... } ) ,
extType MAP-EXTENSION .&ExtensionType ( {
'
... } { @extId } ) OPTIONAL} OPTIONAL,
pcs-Extensions [1] IMPLICIT SEQUENCE {
... } OPTIONAL,
... } OPTIONAL}

```

```

MAP-CloseInfo ::= SEQUENCE {
... ,
extensionContainer SEQUENCE {
privateExtensionList [0] IMPLICIT SEQUENCE ( SIZE (1 .. 10 ) ) OF
SEQUENCE {
extId MAP-EXTENSION .&extensionId ( {
'
... } ) ,
extType MAP-EXTENSION .&ExtensionType ( {
'
... } { @extId } ) OPTIONAL} OPTIONAL,
pcs-Extensions [1] IMPLICIT SEQUENCE {
... } OPTIONAL,
... } OPTIONAL}

```

```

MAP-RefuseInfo ::= SEQUENCE {
reason ENUMERATED {
noReasonGiven (0 ),
invalidDestinationReference (1 ),
invalidOriginatingReference (2 )},
... ,
extensionContainer SEQUENCE {
privateExtensionList [0] IMPLICIT SEQUENCE ( SIZE (1 .. 10 ) ) OF
SEQUENCE {
extId MAP-EXTENSION .&extensionId ( {
'
... } ) ,
extType MAP-EXTENSION .&ExtensionType ( {
'
... } { @extId } ) OPTIONAL} OPTIONAL,
pcs-Extensions [1] IMPLICIT SEQUENCE {
... } OPTIONAL,
... } OPTIONAL}

```

```

Reason ::= ENUMERATED {
noReasonGiven (0 ),
invalidDestinationReference (1 ),
invalidOriginatingReference (2 )}

```

```

MAP-UserAbortInfo ::= SEQUENCE {
map-UserAbortChoice CHOICE {
userSpecificReason [0] IMPLICIT NULL,
userResourceLimitation [1] IMPLICIT NULL,
resourceUnavailable [2] IMPLICIT ENUMERATED {
shortTermResourceLimitation (0 ),
longTermResourceLimitation (1 )},
applicationProcedureCancellation [3] IMPLICIT ENUMERATED {
handoverCancellation (0 ),
radioChannelRelease (1 ),
networkPathRelease (2 ),
callRelease (3 ),
associatedProcedureFailure (4 ),
tandemDialogueRelease (5 ),
remoteOperationsFailure (6 )}},
... ,
extensionContainer SEQUENCE {
privateExtensionList [0] IMPLICIT SEQUENCE ( SIZE (1 .. 10 ) ) OF
SEQUENCE {
extId MAP-EXTENSION .&extensionId ( {
'
... } ) ,
extType MAP-EXTENSION .&ExtensionType ( {
'
... } { @extId } ) OPTIONAL} OPTIONAL,
pcs-Extensions [1] IMPLICIT SEQUENCE {

```

... } OPTIONAL,  
... } OPTIONAL}

MAP-UserAbortChoice ::= CHOICE {  
  userSpecificReason [0] IMPLICIT NULL,  
  userResourceLimitation [1] IMPLICIT NULL,  
  resourceUnavailable [2] IMPLICIT ENUMERATED {  
    shortTermResourceLimitation (0 ),  
    longTermResourceLimitation (1 )},  
  applicationProcedureCancellation [3] IMPLICIT ENUMERATED {  
    handoverCancellation (0 ),  
    radioChannelRelease (1 ),  
    networkPathRelease (2 ),  
    callRelease (3 ),  
    associatedProcedureFailure (4 ),  
    tandemDialogueRelease (5 ),  
    remoteOperationsFailure (6 )}}

ResourceUnavailableReason ::= ENUMERATED {  
  shortTermResourceLimitation (0 ),  
  longTermResourceLimitation (1 )}

ProcedureCancellationReason ::= ENUMERATED {  
  handoverCancellation (0 ),  
  radioChannelRelease (1 ),  
  networkPathRelease (2 ),  
  callRelease (3 ),  
  associatedProcedureFailure (4 ),  
  tandemDialogueRelease (5 ),  
  remoteOperationsFailure (6 )}

MAP-ProviderAbortInfo ::= SEQUENCE {  
  map-ProviderAbortReason ENUMERATED {  
    abnormalDialogue (0 ),  
    invalidPDU (1 )},  
  ... ,  
  extensionContainer SEQUENCE {  
    privateExtensionList [0] IMPLICIT SEQUENCE ( SIZE (1 .. 10 ) ) OF  
      SEQUENCE {  
        extId MAP-EXTENSION .&extensionId ( {  
          ... } ) ,  
        extType MAP-EXTENSION .&ExtensionType ( {  
          ... } { @extId } ) OPTIONAL} OPTIONAL,  
    pcs-Extensions [1] IMPLICIT SEQUENCE {  
      ... } OPTIONAL,  
    ... } OPTIONAL}

MAP-ProviderAbortReason ::= ENUMERATED {  
  abnormalDialogue (0 ),  
  invalidPDU (1 )}

END

---

## Annex C (informative): Formal protocol incompatibilities between versions 1 and 2 of MAP

### C.1 Introduction

Annex C is not normative; it presents for information those parts of the MAP version 2 protocol which are not backward compatible with (i.e. a true superset of) the MAP version 1 protocol. For each incompatibility there is a commentary on the impact on the interworking of MAP version 1 and MAP version 2 entities.

SMG have decided that the MAP specification should include the operations and procedures used on the B interface (MSC/VLR) only for modelling purposes; the B interface cannot be implemented as an open interface. Hence any incompatibilities which affect operations used only on the B interface have no impact on the interworking of MAP version 1 and MAP version 2 entities.

---

### C.2 Deletion of operations and errors

This subclause lists the operations and errors which have been completely removed from the MAP protocol.

#### C.2.1 Deletion of operation DeregisterMobileSubscriber

Although it is defined in the protocol in the MAP version 1 specification, this operation is not used (see subclause 1.2 of the latest phase 1 version of GSM 09.02).

#### C.2.2 Deletion of operation RegisterChargingInfo

There is no known implementation of MAP version 1 which supports this operation. The deletion has been approved by SMG.

#### C.2.3 Deletion of operation ForwardSS-Notification

There is no known implementation of MAP version 1 which supports this operation. The deletion has been approved by SMG.

#### C.2.4 Deletion of operations used only on the B-interface

The following operations (listed in alphabetical order) are not defined in the MAP version 2 protocol, because they are used only on the B-interface:

AllocateHandoverNumber; AttachIMSI; Authenticate; CompleteCall; DetachIMSI; ForwardNewTMSI; InvokeSS; Page; ProcessAccessRequest; ProvideIMSI; SearchForMobileSubscriber; SendHandoverReport; SendInfoForIncomingCall; SendInfoForOutgoingCall; SetCipheringMode; UpdateLocationArea.

#### C.2.5 Deletion of error InsufficientBearerCapabilities

This error is defined in the MAP version 1 protocol, but it is not specified for use with any operation.

---

## C.3 Deletion of errors for operations

This subclause lists the cases where an error which is specified for use with an operation in the MAP version 1 specification is not specified for use with the same operation in the MAP version 2 specification.

### C.3.1 Error NegativePW-Check for operation RegisterSS

Password checking is not used for the supplementary services to which registration applies.

### C.3.2 Error NegativePW-Check for operation EraseSS

Password checking is not used for the supplementary services to which erasure applies.

### C.3.3 Error NegativePW-Check for operation InterrogateSS

Password checking is not used for the interrogation of supplementary services.

### C.3.4 Error CUG-Reject for operation SendRoutingInfoForSM

Closed User Group does not apply to the short message service.

---

## C.4 Changes to definitions of data types

This subclause lists in alphabetical order those data types whose definitions have been directly or indirectly changed. For constructed data types, only the components which have been changed are mentioned. The commentary on the end effect of each change is given in subclauses C.6 (parameters of operations), C.7 (results of operations) or C.8 (errors of operations).

### C.4.1 CUG-Feature

The type CUG-Feature was a sequence of four components; these have been deleted and replaced by three new components. It is used for the components of the type CUG-FeatureList.

### C.4.2 CUG-FeatureList

The type CUG-FeatureList is a sequence of components of type CUG-Feature. It is used for a component of the type CUG-Info.

### C.4.3 CUG-Info

The type CUG-Info is a sequence. One component of the sequence has been replaced by a component of a new type; the other component was a choice between a cug-Feature and a cug-FeatureList, and is now an optional cug-FeatureList. The type CUG-Info is used for a component of the type SS-Info.

### C.4.4 CUG-RejectCause

The range of permitted values of the enumerated type CUG-RejectCause has been extended. The type is used for the parameter of the error CUG-Reject.



## C.4.5 IMSI

The lower limit of the length of an IMSI has been increased from 2 octets to 3 octets. It is not possible to code a minimum length IMSI (MCC+MNC+MSIN) in 2 octets, so the theoretical lower limit of 2 octets should never be used by a MAP version 1 entity to send an IMSI; if it is, a MAP version 2 entity will treat it as a protocol error. Since this change has no practical impact it is not discussed further.

## C.4.6 ISDN-AddressString

The upper limit of the length of an ISDN-AddressString has been reduced from 10 octets to 9 octets. The maximum length of an E.164 number is 15 digits; this can be encoded as a TBCD-string in 8 octets, plus a further octet to hold the type of number and number plan indicator. The cases where the ISDN-AddressString type was used in MAP version 1 to carry anything other than an E.164 number are described in subclause C.6; the other cases are not discussed further.

## C.4.7 Password

In MAP version 1 the type Password was a choice between a printable string of length 4 to 8 octets or a numeric string of length 4 octets. It is now a numeric string of length 4 octets. The type Password is used for the result of the operation GetPassword.

## C.4.8 RequestParameter

The enumerated type RequestParameter is no longer allowed to take the value requestCUG-Info. It is used as a component of the type RequestParameterList.

## C.4.9 RequestParameterList

The type RequestParameterList is a sequence of components of type RequestParameter. The parameter of the operation SendParameters is a sequence of which one component is of type RequestParameterList.

## C.4.10 SentParameter

The type SentParameter is a choice of which one component is of type SubscriberData. It is used as a component of the type SentParameterList.

## C.4.11 SentParameterList

The type SentParameterList is a sequence whose components are of type SentParameter. The maximum number of components in the sequence has been reduced from 10 to 6.

The type SentParameterList is used for the result of the operation SendParameters.

## C.4.12 SS-Data

The type SS-Data is a sequence of which one component is of type SS-SubscriptionOption. It is used for a component of the type SS-Info.

## C.4.13 SS-Info

The type SS-Info is a choice of which one component is of type CUG-Info and another component is of type SS-Data. It is used for the result of the operations RegisterSS, EraseSS, ActivateSS and DeactivateSS, and for components of the type SS-InfoList.

## C.4.14 SS-InfoList

The type SS-InfoList is a sequence of components of type SS-Info. It is used for a component of the type SubscriberData.

## C.4.15 SS-SubscriptionOption

The type SS-SubscriptionOption was a choice from five components: perCallBasis (used for the CLIR supplementary service); notificationToHeldRetrievedParty (used for the Call Transfer supplementary service); userToUserServiceIndicator (used for the User to User Signalling supplementary service); maximumConfereesNumber (used for the Conference Calling supplementary service); and huntGroupAccessSelectionOrder (used for the Mobile Access Hunting supplementary service. It has been replaced by a choice from two components: cliRestrictionOption (used for the CLIR supplementary service); and overrideCategory (used for the CLIP and COLP supplementary services).

The Call Transfer, User to User Signalling, Conference Calling and Mobile Access Hunting supplementary services are not specified for GSM Phase 1 or GSM Phase 2, so data for these services should not be transferred in a dialogue involving a MAP version 1 entity. These cases will therefore not be discussed further.

The type SS-SubscriptionOption is used for a component of SS-Data and for the parameter of the error SS-SubscriptionViolation.

## C.4.16 SubscriberData

The type SubscriberData is a sequence of which one component is of type SS-InfoList. Components of SubscriberData are used as a component of the parameter of the operation InsertSubscriberData; the type is also used for a component of the type SentParameter.

---

# C.5 Changes to parameters of errors

This subclause lists in alphabetical order the errors whose parameters have changed.

## C.5.1 CUG-Reject

The error CUG-Reject has an optional parameter of type CUG-RejectCause. The error CUG-Reject is used for the operation SendRoutingInfo.

## C.5.2 SS-SubscriptionViolation

The error SS-SubscriptionViolation has an optional parameter of type SS-SubscriptionOption. The error SS-SubscriptionViolation is used for the operations ActivateSS, DeactivateSS, EraseSS and RegisterSS.

---

## C.6 Changes to parameters of operations

This subclause lists in alphabetical order the operations whose parameters have changed, and gives a commentary on the effect of the changes on each operation.

### C.6.1 InsertSubscriberData

The parameter of the operation InsertSubscriberData is a sequence of which one component is a sequence of components of SubscriberData. The components of SubscriberData which are affected by the changes listed in subclause C.4 are cug-Info and ss-SubscriptionOption.

The CUG supplementary service is not supported by MAP version 1; CUG-Info should therefore not be used as a component of SubscriberData in a dialogue involving a MAP version 1 entity.

The replacement of the perCallBasis (type BOOLEAN) subscription option by the cliRestrictionOption (type ENUMERATED) for the CLIR supplementary service means that full support for the CLIR supplementary service is not possible if either entity involved can support only MAP version 1.

### C.6.2 RegisterSS

The forwardedToNumber component of the parameter of the operation RegisterSS had a maximum length of 10 octets in MAP version 1, as it was of the type ISDN-AddressString. In MAP version 2 the maximum length is 20 octets, as the type is AddressString. The maximum length (9 octets) of the ISDN-AddressString type in MAP version 2 may not be adequate to hold the forwardedToNumber, which is not necessarily an E.164 number; the user may enter the number using the digits for international access rather than the "+" key.

### C.6.3 SendParameters

The operation SendParameters uses as its parameter a sequence of which one component is of type RequestParameter. The value requestCUG-Info can no longer be used for this component. The SendParameters operation is used only when interworking with a MAP version 1 entity, and MAP version 1 does not support the GSM Phase 2 CUG supplementary service, so the SendParameters operation should in any case not be used to request CUG information.

### C.6.4 SendRoutingInfoForSM

The cug-Interlock component of the parameter of the operation SendRoutingInfoForSM has been deleted. Closed User Group does not apply to the short message service.

---

## C.7 Changes to results of operations

This subclause lists in alphabetical order the operations whose results have changed, and gives a commentary on the effect of the changes on each operation.

### C.7.1 ActivateSS

The result of the operation ActivateSS is of type SS-Info. Two data types used for components of SS-Info have suffered incompatible changes: CUG-Info and SS-SubscriptionOption.

The ActivateSS operation does not apply to the CUG supplementary service, so the cug-Info component of SS-Info should never be present in the result of the operation ActivateSS.

The ActivateSS operation does not apply to the CLIP, CLIR or COLP supplementary services, for which the type SS-SubscriptionOption is used, so the ss-SubscriptionOption component of SS-Info should never be present in the result of the operation ActivateSS.

## C.7.2 DeactivateSS

The result of the operation DeactivateSS is of type SS-Info. Two data types used for components of SS-Info have suffered incompatible changes: CUG-Info and SS-SubscriptionOption.

The DeactivateSS operation does not apply to the CUG supplementary service, so the cug-Info component of SS-Info should never be present in the result of the operation DeactivateSS.

The DeactivateSS operation does not apply to the CLIP, CLIR or COLP supplementary services, for which the type SS-SubscriptionOption is used, so the ss-SubscriptionOption component of SS-Info should never be present in the result of the operation DeactivateSS.

## C.7.3 EraseSS

The result of the operation EraseSS is of type SS-Info. Two data types used for components of SS-Info have suffered incompatible changes: CUG-Info and SS-SubscriptionOption.

The EraseSS operation does not apply to the CUG supplementary service, so the cug-Info component of SS-Info should never be present in the result of the operation EraseSS.

The EraseSS operation does not apply to the CLIP, CLIR or COLP supplementary services, for which the type SS-SubscriptionOption is used, so the ss-SubscriptionOption component of SS-Info should never be present in the result of the operation EraseSS.

## C.7.4 GetPassword

The result of the operation GetPassword is of type Password. In MAP version 1 this was a choice between a printable string of length 4 to 8 octets or a numeric string of length 4 octets. It is now a numeric string of length 4 octets. The printable string option was never used in MAP version 1, as indicated by a comment in the ASN.1 in the latest phase 1 version of GSM 09.02.

## C.7.5 InterrogateSS

The result of the InterrogateSS operation is a CHOICE; one of the components of the CHOICE is a list of basic services to which the supplementary service applies, which is used for the Call Barring supplementary service. In MAP version 1 this list can in principle have up to 70 members, the number of individual basic services. However Call Barring can apply to only 13 basic service groups. In MAP version 2 the length of the list of basic service codes which can be returned in the result of the InterrogateSS operation is reduced to 13 to reflect this.

## C.7.6 RegisterSS

The result of the operation RegisterSS is of type SS-Info. Two data types used for components of SS-Info have suffered incompatible changes: CUG-Info and SS-SubscriptionOption.

The RegisterSS operation does not apply to the CUG supplementary service, so the cug-Info component of SS-Info should never be present in the result of the operation RegisterSS.

The RegisterSS operation does not apply to the CLIP, CLIR or COLP supplementary services, for which the type SS-SubscriptionOption is used, so the ss-SubscriptionOption component of SS-Info should never be present in the result of the operation RegisterSS.

## C.7.7 SendParameters

The result of the operation SendParameters is of type SentParameterList, which is a sequence of components of type SentParameter. The maximum number of components in the sequence has been reduced from 10 to 6. MAP version 1 could in principle send 10 sets of CUG-Information, but the supplementary service Closed User Group is not defined for GSM Phase 1, and the MAP version 1 signalling protocol will not support Closed User Group as defined for GSM Phase 2, so a MAP version 1 entity should never request parameters for CUG. The maximum number of sent parameters therefore consists of an IMSI and 5 AuthenticationSets - a total of 6.

The type SentParameter is a choice of which one component is of type SubscriberData. The components of SubscriberData which are affected by the changes listed in subclause C.4 are CUG-Info and ss-SubscriptionOption.

The CUG supplementary service is not supported by MAP version 1; CUG-Info should therefore not be used as a component of SubscriberData in a dialogue involving a MAP version 1 entity.

The replacement of the perCallBasis (type BOOLEAN) subscription option by the cliRestrictionOption (type ENUMERATED) for the CLIR supplementary service means that full support for the CLIR supplementary service is not possible if either entity involved can support only MAP version 1.

## C.7.8 SendRoutingInfoForSM

The result of the operation SendRoutingInfoForSM is a sequence of which one component was a choice between location information (optionally with an associated LMSI) and forwarding data; the choice of forwarding data has been removed. Call Forwarding does not apply to the short message service.

---

# C.8 Changes to errors of operations

This subclause lists in alphabetical order the operations whose errors have changed, and gives a commentary on the effect of the changes on each operation.

## C.8.1 ActivateSS

The definition of the type SS-SubscriptionOption used for the optional parameter of the error SS-SubscriptionViolation has been changed. However the only use defined for the error SS-SubscriptionViolation is when the user attempts to activate or deactivate a Call Barring supplementary service and the subscription option "Control by Service Provider" has been taken. The MAP version 1 protocol does not define this subscription option, so there is no case when the error SS-SubscriptionViolation will be used with the optional parameter.

## C.8.2 DeactivateSS

The definition of the type SS-SubscriptionOption used for the optional parameter of the error SS-SubscriptionViolation has been changed. However the only use defined for the error SS-SubscriptionViolation is when the user attempts to activate or deactivate a Call Barring supplementary service and the subscription option "Control by Service Provider" has been taken. The MAP version 1 protocol does not define this subscription option, so there is no case when the error SS-SubscriptionViolation will be used with the optional parameter.

## C.8.3 EraseSS

The definition of the type SS-SubscriptionOption used for the optional parameter of the error SS-SubscriptionViolation has been changed. However the only use defined for the error SS-SubscriptionViolation is when the user attempts to activate or deactivate a Call Barring supplementary service and the subscription option "Control by Service Provider" has been taken, so there is no case when the error SS-SubscriptionViolation will be used for the operation EraseSS.

## C.8.4 RegisterSS

The definition of the type SS-SubscriptionOption used for the optional parameter of the error SS-SubscriptionViolation has been changed. However the only use defined for the error SS-SubscriptionViolation is when the user attempts to activate or deactivate a Call Barring supplementary service and the subscription option "Control by Service Provider" has been taken, so there is no case when the error SS-SubscriptionViolation will be used for the operation RegisterSS.

## C.8.5 SendRoutingInfo

The definition of the type (CUG-RejectCause) used for the optional parameter of the error CUG-Reject has been changed. However the supplementary service Closed User Group is not defined for GSM Phase 1, and the MAP version 1 signalling protocol will not support Closed User Group as defined for GSM Phase 2, so the error CUG-Reject should not be used in a dialogue involving a MAP version 1 entity.

## Annex D (informative): Clause mapping table

### D.1 Mapping of Clause numbers

The clause numbers have been modified according to table D.1.

**Table D.1: Clause mapping from Version 5.9.0 to Version 6.0.0**

Old Clause No (V5.9.0)	New Clause No (V6.0.0)	Old Clause No (V5.9.0)	New Clause No (V6.0.0)
1.1	2	17.*	20.*
1.2	3	18.*	21.*
2.*	4.*	19.*	22.*
3.*	5.*	19.0.*	22.1.*
4.*	6.*	19.1.*	22.2.*
5.*	7.*	19.2.*	22.3.*
6.*	8.*	19.3.*	22.4.*
7.*	9.*	19.4.*	22.5.*
8.*	10.*	19.5.*	22.6.*
9.*	11.*	19.6.*	22.7.*
10.*	12.*	19.7.*	22.8.*
new11.*	13.*	19.8.*	22.9.*
old11.*	14.*	19.9.*	22.10.*
12.*	15.*	19.10.*	22.11.*
13.*	16.*	19.11.*	22.12.*
14.*	17.*	20.*	23.*
15.*	18.*	new22.*	24.*
16.*	19.*	old21.*	25.*

## Annex E (informative): Change History

SMG#	TDoc	SPEC	VERS	CR	REV	PHASE	CAT	SUBJECT	NEW_VERS	WORKITEM
s22	372/97	09.02	5.9.0	A087		R97	B	Allocation of an SS-code for the Calling Name Presentation SS. {based on 5.5.0}	6.0.0d1.0	CNAP R97
s23	97-689	09.02	5.9.0	A095	1	R97	B	Support of NAEA {based on 5.6.0}	6.0.0d1.0	NAEA
s24	97-971	09.02	5.9.0	A084	3	R97	B	Network's indication of alerting {based on 5.7.0}	6.0.0d1.0	NIAlerting in MS
s24	97-989	09.02	5.9.0	A094	2	R97	B	Modifications due to ASCII phase 2 {based on 5.7.0}	6.0.0d1.0	ASCII R97
s24	97-912	09.02	5.9.0	A103	6	R97	B	Introduction of SIWFS {based on 5.7.0}	6.0.0d1.0	SIWF
s25	98-0093	09.02	5.9.0	A105	9	R97	B	MAP changes for GPRS	6.0.0	GPRS
s25	98-0152	09.02	5.9.0	A109		R97	B	SMS Screening	6.0.0	SMS Enh.: Filtering
s25	98-0083	09.02	5.9.0	A111	4	R97	B	CAMEL phase 2	6.0.0	CAMEL R97
s25	98-0088	09.02	5.9.0	A114		R97	B	Introduction of description of VBS/VGSC Relay MSC in ASCII R97	6.0.0	ASCII R97
s25	98-0085	09.02	5.9.0	A115	1	R97	C	Introduction of Alerting categories	6.0.0	CAMEL R97, NetworkIA
s26	98-0413	09.02	6.0.0	A104	1	R97	F	SMS interworking with GPRS	6.1.0	
s26	98-0413	09.02	6.0.0	A123	2	R97	C	Subscription withdrawn from SGSN	6.1.0	
s26	98-0413	09.02	6.0.0	A124		R97	F	SMS interworking with GPRS	6.1.0	
s26	98-0413	09.02	6.0.0	A124	2	R97	C	Modification of Insert Subscriber Data and Delete Subscriber Data Procedures for GPRS	6.1.0	
s26	98-0413	09.02	6.0.0	A130	1	R97	C	Network access mode in the Insert-Subscriber-data to SGSN and VLR	6.1.0	
s26	98-0408	09.02	6.0.0	A120		R97	C	Modification of CUG-Info	6.1.0	
s26	98-0411	09.02	6.0.0	A113	2	R97	C	Support of CAMEL Phase 2	6.1.0	
s26	98-0407	09.02	6.0.0	A127	2	R97	A	Queuing of short messages at the VMSC and SGSN	6.1.0	
s26	98-0355	09.02	6.0.0	A097	8	R97	B	MAP impacts for CCBS	6.1.0	
s27		09.02	6.1.1	A136		R97	F	Correction to the Status Reporting procedure	6.2.0	
s27		09.02	6.1.1	A138		R97	F	Extending the applicability of GMSC Address in ProvideRoamingNumber	6.2.0	
s27		09.02	6.1.1	A140		R97	F	Minor corrections to SMS over GPRS	6.2.0	
s27		09.02	6.1.1	A129	1	R97	A	E.214 addressing of the HLR	6.2.0	
s27		09.02	6.1.1	A132	1	R97	F	09.02 Corrections	6.2.0	
s27		09.02	6.1.1	A133	1	R97	F	Clarification on applicability of application contexts	6.2.0	
s27		09.02	6.1.1	A139	2	R97	D	Clarification of GSM 09.02 when the SMS over GPRS functionality is not supported by SMS-GMSC.	6.2.0	
s27		09.02	6.1.1	A147	1	R97	F	Correction to the Status Reporting process in the VLR	6.2.0	
s27		09.02	6.1.1	A149		R97	F	Clarification of limit on length of O-CSI in MAP_RESUME_CALL-HANDLING	6.2.0	
s27		09.02	6.1.1	A152	1	R97	C	Support of CAMEL Phase 2	6.2.0	
s27		09.02	6.1.1	A151		R97	F	Removal of CCBS-feature from SS-Data	6.2.0	
s27		09.02	6.1.1	A158	1	R97	F	Restricting the use of extension containers in RegisterCCEnter and Erase CCEnter user errors	6.2.0	
s27		09.02	6.1.1	A153	1	R97	F	Correction in overload control tables for GPRS operations applicability	6.2.0	
s27		09.02	6.1.1	A154		R97	F	Usage of ShortMsgRelayPackage-v2 in GPRS	6.2.0	
s27		09.02	6.1.1	A150	1	R97	F	ASN.1 corrections	6.2.0	
s28		09.02	6.2.0	A159		R97	F	ASN.1 corrections	6.3.0	
s28		09.02	6.2.0	A161	1	R97	C	Clarification on the use of SCCP addresses in response	6.3.0	
s28		09.02	6.2.0	A162		R97	C	Removal of unused ST parameters	6.3.0	
s28		09.02	6.2.0	A164	1	R97	A	Use of SCCP Class 1	6.3.0	
s28		09.02	6.2.0	A167	1	R97	A	Corrections and updating of the 09.02	6.3.0	



SMG#	TDoc	SPEC	VERS	CR	R E V	PHASE	C A T	SUBJECT	NEW_ VERS	WORKITEM
s28		09.02	6.2.0	A170		R97	A	Optionality of sm-RP-UI in MO-ForwardSM-Res	6.3.0	
s28		09.02	6.2.0	A171	2	R97	F	Inclusion of "Check Indication" macro in GPRS SDLs	6.3.0	
s28		09.02	6.2.0	A172		R97	D	Editorial corrections of the GPRS enhancement of MAP	6.3.0	
s28		09.02	6.2.0	A173	1	R97	F	Alignment of the Failure Report-Arg message with GS	6.3.0	
s28		09.02	6.2.0	A174		R97	F	Correction on ODB applicability for GPRS ph 1	6.3.0	
s28		09.02	6.2.0	A179	1	R97	F	Alignment of the GSN-Address GSM 09.02 ASN.1 def	6.3.0	
s28		09.02	6.2.0	A180		R97	F	Applicability of SS Binding package	6.3.0	
s28		09.02	6.2.0	A181		R97	F	Definition of DestinationNumberLength	6.3.0	
s28		09.02	6.2.0	A185		R97	F	Clarification for MNRR	6.3.0	
s28		09.02	6.2.0	A188	1	R97	F	Correction of ASN.1 definition of PDP address	6.3.0	
s28		09.02	6.2.0	A192		R97	A	Re-use of security related information	6.3.0	
s28		09.02	6.2.0	A195		R97	F	ASN.1 coding for Access Point name	6.3.0	
s28		09.02	6.3.0	A165	4	R98	B	Addition of SoLSA functionality	7.0.0	
s28		09.02	6.3.0	A168		R98	B	Introduction of UUS service	7.0.0	
s28		09.02	6.3.0	A175	4	R98	C	Addition of Originating IMSI to MO-ForwardSM-Arg	7.0.0	
s28		09.02	6.3.0	A176	1	R98	B	Translation Type for MNP	7.0.0	
s28		09.02	6.3.0	A187		R98	B	Introduction of Call Deflection	7.0.0	
s28		09.02	6.3.0	A190		R98	B	Introduction of new subscription option for Call Forwarding supplementary service	7.0.0	
s28		09.02	6.3.0	A193	2	R98	B	Mobile Number Portability	7.0.0	
S28		09.02	6.3.0	A194	1	R98	B	Introduction of new subscription option	7.0.0	
s28		09.02	6.3.0	A197		R98	B	Introduction of WI CLI Enhancement	7.0.0	
s28		09.02	6.3.0	A198		R98	B	Adding the support of ANSI SCCP which is required in North America (World Zone 1)	7.0.0	
s28		09.02	6.3.0	A199		R98	D	Deletion of preferred carrier identities from the VLR	7.0.0	
s29	3C99-206	09.02	7.0.0	A186	3	R98	B	Introduction of UUS service to Resume Call Handling	7.1.0	UUS
s29	P99-475	09.02	7.0.0	A238		R98	B	MAP Impacts for Location Services (LCS)	7.1.0	Location Services (LCS)
s29	N2-99650	09.02	7.0.0	A237	1	R98	A	Modification of the O-CSI ASN1 structure	7.1.0	CAMEL phase 2
s29	N2-99676	09.02	7.0.0	A234		R98	A	Correction of mapping from MAP service to TC service	7.1.0	TEI
s29	N2-99628	09.02	7.0.0	A231		R98	F	Correction to the Purge MS "Detailed procedure in the HLR"	7.1.0	GPRS
s29	N2-99578	09.02	7.0.0	A228		R98	B	Introduction of TIF-CSI for Call Deflection	7.1.0	Call Deflection
s29	N2-99548	09.02	7.0.0	A227		R98	D	Clarification to text to identify how the LSA data relevant in the current VPLMN can be determined	7.1.0	SoLSA
s29	N2b99461	09.02	7.0.0	A224	1	R98	F	Introduction of Data Missing error in Resume Call Handling	7.1.0	TEI
s29	N2b99520	09.02	7.0.0	A223		R98	F	Export of NAEA-CIC	7.1.0	PCS-1900 Harmonisation

SMG#	TDoc	SPEC	VERS	CR	R E V	PHASE	C A T	SUBJECT	NEW_ VERS	WORKITEM
s29	N2b99519	09.02	7.0.0	A222		R98	A	VBS data	7.1.0	TEI
s29	N2-99585	09.02	7.0.0	A216	1	R98	C	Adding the support of ANSI SCCP which is required in North America (World Zone 1)	7.1.0	PCS 1900 Harmonisation
s29	N2-99269	09.02	7.0.0	A215		R98	C	Introduction of MSISDN in USSD operation	7.1.0	CAMEL phase 2
s29	N2-99250	09.02	7.0.0	A212		R98	A	Adding of MAP_DELIMITER_req to the Status Report operation	7.1.0	CCBS
s29	N2-99233	09.02	7.0.0	A211		R98	D	Clarification in ASN.1 encoding of O-CSI and T-CSI	7.1.0	CAMEL Phase 2
s29	N2-99228	09.02	7.0.0	A210		R98	F	New subscription option for Call Forwarding	7.1.0	PCS 1900 Harmonisation
s29	N2-99227	09.02	7.0.0	A209		R98	A	Use of E interface	7.1.0	ASCI phase 2
s29	N2b99677	09.02	7.0.0	A204	3	R98	A	Adding of MNP indicator to the SRIack	7.1.0	MNP
s29	N2b99515	09.02	7.0.0	A218		R98	A	Introduction of 3-digit MNCs correction	7.1.0	PCS 1900 Harmonisation
CN#5	N2-99758	09.02	7.1.0	A242		R98	A	Clarification on VLR CAMEL Subscription Info	7.2.0	CAMEL Phase 2
CN#5	N2-99916	09.02	7.1.0	A244	1	R98	D	Clarification on DestinationNumberCriteria	7.2.0	CAMEL Phase 2
CN#5	N2-99962	09.02	7.1.0	A245	2	R98	A	GMSC-CAMEL phase 2 support IE in PRN	7.2.0	CAMEL Phase 2
CN#5	N2-99954	09.02	7.1.0	A246	1	R98	C	OR capability IE in PRN	7.2.0	TEI
CN#5	N2-99764	09.02	7.1.0	A248		R98	A	Removal of TDP-Criteria from RCH	7.2.0	CAMEL Phase 2
CN#5	N2-99774	09.02	7.1.0	A252		R98	A	Update Location handling for GPRS-only subscription	7.2.0	GPRS Phase 1
CN#5	N2-99775	09.02	7.1.0	A253		R98	A	Correction of OP & AC definitions for NoteMS-PresentForGPRS	7.2.0	GPRS phase 1
CN#5	N2-99860	09.02	7.1.0	A259		R98	F	Removal of redundant information from RCH	7.2.0	UUS
CN#5	N2-99932	09.02	7.1.0	A261		R98	A	Corrections related to GGSN-HLR Interface	7.2.0	GPRS phase 1
CN#5	N2-99A18	09.02	7.1.0	A263		R98	A	Alignment of 09.02 with 02.67	7.2.0	eMLPP
CN#05	N2-99A70	09.02	7.1.0	A264		R98	F	Clarification of returning the MSISDN in SRIack	7.2.0	MNP
CN#5	N2-99B79	09.02	7.1.0	A265		R98	F	Clarification of LR-REJECT cause corresponding to RoamingRestrictionDueToUnsupportedFeature	7.2.0	TEI
CN#5	N2-99C26	09.02	7.1.0	A268		R98	A	Clarification on 'Supported CAMEL Phases' in ISDack	7.2.0	CAMEL Phase 2
CN#5	N2-99D04	09.02	7.1.0	A270	1	R98	A	Addition of exception handling to the CancellationType	7.2.0	GPRS
CN#5	N2-99C76	09.02	7.1.0	A271		R98	F	Editing error correction on VLR capabilities	7.2.0	SoLSA
CN#6	N2-99G49	09.02	7.2.0	A279		R98	A	Addition of GGSN number for the SRIforGPRS	7.3.0	GPRS
CN#6	N2-99K10	09.02	7.2.0	A280		R98	A	Use of SSN for GPRS	7.3.0	GPRS
CN#6	N2-99K22	09.02	7.2.0	A277		R98	A	Correction of the USSD procedure in the HLR	7.3.0	USSD
CN#6	P-99-702	09.02	7.2.0	A273	1	R98	C	MAP Impacts for Location Services (LCS)	7.3.0	Location Services
CN#7	N2B000088	09.02	7.3.0	A281		R98	F	Correction of LSA information.	7.4.0	SoLSA
CN#7	N2B000097	09.02	7.3.0	A282		R98	F	Correction of SS-Codes for LCS	7.4.0	LCS
CN#7	N2B000147	09.02	7.3.0	A284		R98	F	Priorisation of MAP application context related to VGCS/VBS	7.4.0	ASCI Phase 2

SMG#	TDoc	SPEC	VERS	CR	R E V	PHASE	C A T	SUBJECT	NEW_ VERS	WORKITEM
CN#7	N2B000047	09.02	7.3.0	A285		R98	F	Privacy notification/verification for call related privacy class	7.4.0	LCS
CN#08	N4-000093	09.02	7.4.0	A287	1	R98	A	Using DSD to delete CCBS-B from the subscriber	7.5.0	CCBS
CN#08	N4-000215	09.02	7.4.0	A291		R98	A	Correction of version handling at dialogue establishment	7.5.0	TEI
CN#08	N4-000219	09.02	7.4.0	A293		R98	A	Correction of errors in Figure 25.1/1: Macro Receive_Open_Ind	7.5.0	TEI
CN#08	N4-000391	09.02	7.4.0	A295	1	R98	F	Indication of unsupported position method	7.5.0	LCS
CN#08	N4-000275	09.02	7.4.0	A297		R98	A	Clarification for ReportSM-DeliveryStatus operation	7.5.0	GPRS
CN#08	N4-000377	09.02	7.4.0	A299	1	R98	A	Use of NAM parameter with MAP-INSERT-SUBSCRIBER-DATA service between HLR and SGSN	7.5.0	GPRS
CN#08	N4-000373	09.02	7.4.0	A303		R98	A	Correction to the description of MAP-MO-Forward-Short-Message service	7.5.0	TEI

NOTE: CR 09.02 A109r3 was not completely implemented in v6.0.0 and v6.1.1 so is introduced in v6.2.0. SDL changes to figure 23.3/6 (sheet 1 of 5) "Process Mobile\_terminated\_SM\_HLR".

---

# History

<b>Document history</b>		
V7.1.0	August 1999	Publication
V7.2.0	February 2000	Publication
V7.5.0	July 2000	Publication