

# ETSI TS 101 267 V8.18.0 (2007-06)

---

*Technical Specification*

**Digital cellular telecommunications system (Phase 2+);  
Specification of the SIM Application Toolkit (SAT)  
for the Subscriber Identity Module -  
Mobile Equipment (SIM-ME) interface  
(3GPP TS 11.14 version 8.18.0 Release 1999)**

---



---

Reference

RTS/TSGC-061114v8I0

---

Keywords

GSM

**ETSI**

650 Route des Lucioles  
F-06921 Sophia Antipolis Cedex - FRANCE

Tel.: +33 4 92 94 42 00 Fax: +33 4 93 65 47 16

Siret N° 348 623 562 00017 - NAF 742 C  
Association à but non lucratif enregistrée à la  
Sous-Préfecture de Grasse (06) N° 7803/88

---

**Important notice**

Individual copies of the present document can be downloaded from:

<http://www.etsi.org>

The present document may be made available in more than one electronic version or in print. In any case of existing or perceived difference in contents between such versions, the reference version is the Portable Document Format (PDF). In case of dispute, the reference shall be the printing on ETSI printers of the PDF version kept on a specific network drive within ETSI Secretariat.

Users of the present document should be aware that the document may be subject to revision or change of status. Information on the current status of this and other ETSI documents is available at <http://portal.etsi.org/tb/status/status.asp>

If you find errors in the present document, please send your comment to one of the following services:

[http://portal.etsi.org/chaicor/ETSI\\_support.asp](http://portal.etsi.org/chaicor/ETSI_support.asp)

---

**Copyright Notification**

No part may be reproduced except as authorized by written permission.  
The copyright and the foregoing restriction extend to reproduction in all media.

© European Telecommunications Standards Institute 2007.  
All rights reserved.

**DECT**<sup>TM</sup>, **PLUGTESTS**<sup>TM</sup> and **UMTS**<sup>TM</sup> are Trade Marks of ETSI registered for the benefit of its Members.  
**TIPHON**<sup>TM</sup> and the **TIPHON logo** are Trade Marks currently being registered by ETSI for the benefit of its Members.  
**3GPP**<sup>TM</sup> is a Trade Mark of ETSI registered for the benefit of its Members and of the 3GPP Organizational Partners.

---

## Intellectual Property Rights

IPRs essential or potentially essential to the present document may have been declared to ETSI. The information pertaining to these essential IPRs, if any, is publicly available for **ETSI members and non-members**, and can be found in ETSI SR 000 314: "*Intellectual Property Rights (IPRs); Essential, or potentially Essential, IPRs notified to ETSI in respect of ETSI standards*", which is available from the ETSI Secretariat. Latest updates are available on the ETSI Web server (<http://webapp.etsi.org/IPR/home.asp>).

Pursuant to the ETSI IPR Policy, no investigation, including IPR searches, has been carried out by ETSI. No guarantee can be given as to the existence of other IPRs not referenced in ETSI SR 000 314 (or the updates on the ETSI Web server) which are, or may be, or may become, essential to the present document.

---

## Foreword

This Technical Specification (TS) has been produced by ETSI 3rd Generation Partnership Project (3GPP).

The present document may refer to technical specifications or reports using their 3GPP identities, UMTS identities or GSM identities. These should be interpreted as being references to the corresponding ETSI deliverables.

The cross reference between GSM, UMTS, 3GPP and ETSI identities can be found under <http://webapp.etsi.org/key/queryform.asp>.

# Contents

Intellectual Property Rights .....	2
Foreword.....	2
Foreword.....	8
1 Scope .....	9
2 References .....	9
3 Definitions, abbreviations and symbols .....	11
3.1 Definitions.....	11
3.2 Abbreviations .....	12
3.3 Symbols.....	13
4 Overview of SIM Application Toolkit .....	13
4.1 Profile Download .....	13
4.2 Proactive SIM.....	13
4.3 Data download to SIM .....	14
4.4 Menu selection .....	14
4.5 Call control by SIM.....	14
4.6 MO Short Message control by SIM.....	14
4.7 Event download.....	14
4.8 Security .....	14
4.9 Multiple card .....	14
4.10 Timer Expiration .....	14
4.11 Bearer Independent Protocol .....	14
5 Profile download .....	15
5.1 Procedure.....	15
5.2 Structure and coding of TERMINAL PROFILE.....	15
5.3 Definition of display parameters in Profile download.....	19
5.3.1 Number of characters supported down the ME display .....	19
5.3.2 Number of characters supported across the ME display.....	19
5.3.3 Display can be resized .....	19
5.3.4 Text Wrapping .....	19
5.3.5 Text Scrolling .....	19
5.3.6 Width reduction when in a menu .....	19
6 Proactive SIM.....	20
6.1 Introduction .....	20
6.2 Identification of proactive SIMs and of ME support.....	22
6.3 General procedure .....	22
6.4 Proactive SIM commands and procedures .....	23
6.4.1 DISPLAY TEXT .....	23
6.4.2 GET INKEY .....	24
6.4.3 GET INPUT.....	25
6.4.4 MORE TIME.....	25
6.4.5 PLAY TONE .....	26
6.4.6 POLL INTERVAL .....	26
6.4.7 REFRESH.....	27
6.4.7.1 EF <sub>IMSI</sub> changing procedure .....	28
6.4.8 SET UP MENU .....	28
6.4.9 SELECT ITEM.....	29
6.4.10 SEND SHORT MESSAGE .....	29
6.4.11 SEND SS .....	30
6.4.12 SEND USSD.....	31
6.4.13 SET UP CALL.....	32
6.4.14 POLLING OFF .....	34
6.4.15 PROVIDE LOCAL INFORMATION .....	34
6.4.16 SET UP EVENT LIST.....	35
6.4.17 PERFORM CARD APDU.....	35

6.4.18	POWER OFF CARD .....	36
6.4.19	POWER ON CARD.....	36
6.4.20	GET READER STATUS.....	36
6.4.21	TIMER MANAGEMENT .....	37
6.4.22	SET UP IDLE MODE TEXT .....	37
6.4.23	RUN AT COMMAND .....	38
6.4.24	SEND DTMF.....	38
6.4.25	LANGUAGE NOTIFICATION .....	39
6.4.26	LAUNCH BROWSER .....	39
6.4.27	OPEN CHANNEL.....	40
6.4.27.1	OPEN CHANNEL for CSD .....	40
6.4.27.2	OPEN CHANNEL related to GPRS .....	41
6.4.27.3	OPEN CHANNEL related to Default (network) Bearer .....	43
6.4.28	CLOSE CHANNEL.....	43
6.4.29	RECEIVE DATA .....	44
6.4.30	SEND DATA.....	44
6.4.31	GET CHANNEL STATUS .....	45
6.5	Common elements in proactive SIM commands.....	46
6.5.1	Command number .....	46
6.5.2	Device identities .....	46
6.5.3	Alpha identifier.....	46
6.5.4	Icon identifiers .....	46
6.6	Structure of proactive SIM commands.....	46
6.6.1	DISPLAY TEXT .....	47
6.6.2	GET INKEY .....	47
6.6.3	GET INPUT.....	47
6.6.4	MORE TIME.....	48
6.6.5	PLAY TONE .....	48
6.6.6	POLL INTERVAL .....	48
6.6.7	SET-UP MENU .....	49
6.6.8	SELECT ITEM.....	49
6.6.9	SEND SHORT MESSAGE .....	50
6.6.10	SEND SS .....	50
6.6.11	SEND USSD.....	50
6.6.12	SET UP CALL.....	51
6.6.13	REFRESH.....	51
6.6.14	POLLING OFF .....	51
6.6.15	PROVIDE LOCAL INFORMATION.....	51
6.6.16	SET UP EVENT LIST.....	52
6.6.17	PERFORM CARD APDU .....	52
6.6.18	POWER OFF CARD .....	52
6.6.19	POWER ON CARD.....	52
6.6.20	GET READER STATUS.....	52
6.6.21	TIMER MANAGEMENT .....	53
6.6.22	SET UP IDLE MODE TEXT .....	53
6.6.23	RUN AT COMMAND .....	53
6.6.24	SEND DTMF COMMAND.....	54
6.6.25	LANGUAGE NOTIFICATION .....	54
6.6.26	LAUNCH BROWSER .....	54
6.6.27	OPEN CHANNEL.....	55
6.6.27.1	OPEN CHANNEL related to a CS bearer.....	55
6.6.27.2	OPEN CHANNEL related to GPRS .....	56
6.6.27.X	OPEN CHANNEL related to Default (network) Bearer .....	57
6.6.28	CLOSE CHANNEL.....	57
6.6.29	RECEIVE DATA .....	58
6.6.30	SEND DATA.....	58
6.6.31	GET CHANNEL STATUS .....	58
6.7	Command results.....	58
6.8	Structure of TERMINAL RESPONSE.....	60
6.9	Proactive SIM session and ME display interaction .....	65
6.10	Handling of unknown, unforeseen and erroneous messages .....	65

6.10.1	General.....	65
6.10.2	Message too short .....	65
6.10.3	Missing minimum information .....	66
6.10.4	Unknown Tag value.....	66
6.10.5	Unexpected Tag value .....	66
6.10.6	Length errors.....	66
6.10.7	Contents not understood .....	66
6.10.8	Extended length data objects .....	66
6.11	Proactive commands versus possible Terminal response .....	67
7	Data download to SIM .....	70
7.1	SMS-PP data download.....	70
7.1.1	Procedure .....	70
7.1.2	Structure of ENVELOPE (SMS-PP DOWNLOAD) .....	71
7.2	Cell Broadcast data download.....	71
7.2.1	Procedure .....	71
7.2.2	Structure of ENVELOPE (CELL BROADCAST DOWNLOAD).....	71
8	Menu Selection.....	72
8.1	Procedure.....	72
8.2	Structure of ENVELOPE (MENU SELECTION) .....	72
9	Call Control and MO SMS control by SIM.....	73
9.1	Call Control by SIM.....	73
9.1.1	Procedure for mobile originated calls .....	73
9.1.2	Procedure for Supplementary Services and USSD.....	74
9.1.3	Indication to be given to the user .....	75
9.1.4	Interaction with Fixed Dialling Number .....	76
9.1.5	Support of Barred Dialling Number (BDN) service .....	76
9.1.6	Structure of ENVELOPE (CALL CONTROL) .....	77
9.2	MO Short Message Control by SIM.....	79
9.2.1	Description.....	79
9.2.2	Structure of ENVELOPE (MO SHORT MESSAGE CONTROL).....	79
9.2.3	Indication to be given to the user .....	80
10	Timer Expiration .....	80
10.1	Description .....	80
10.2	Structure of ENVELOPE (TIMER EXPIRATION).....	80
11	Event download.....	81
11.1	MT call event .....	81
11.1.1	Procedure .....	81
11.1.2	Structure of ENVELOPE (EVENT DOWNLOAD - MT call).....	81
11.2	Call connected event .....	82
11.2.1	Procedure .....	82
11.2.2	Structure of ENVELOPE (EVENT DOWNLOAD - call connected).....	82
11.3	Call disconnected event.....	83
11.3.1	Procedure .....	83
11.3.2	Structure of ENVELOPE (EVENT DOWNLOAD - Call disconnected) .....	83
11.4	Location status event .....	84
11.4.1	Procedure .....	84
11.4.2	Structure of ENVELOPE (EVENT DOWNLOAD - Location status) .....	84
11.5	User activity event.....	85
11.5.1	Procedure .....	85
11.5.2	Structure of ENVELOPE (EVENT DOWNLOAD - User activity) .....	85
11.6	Idle screen available event.....	86
11.6.1	Procedure .....	86
11.6.2	Structure of ENVELOPE (EVENT DOWNLOAD - Idle screen available).....	86
11.7	Card reader status event .....	86
11.7.1	Procedure .....	86
11.7.2	Structure of ENVELOPE (EVENT DOWNLOAD - card reader status).....	86
11.8	Language selection event .....	87
11.8.1	Procedure .....	87
11.8.2	Structure of ENVELOPE (language selection).....	87

11.9	Browser Termination event .....	88
11.9.1	Procedure .....	88
11.9.2	Structure of ENVELOPE (browser termination) .....	88
11.10	Data available event .....	88
11.10.1	Procedure .....	88
11.10.2	Structure of ENVELOPE (EVENT DOWNLOAD – Data available) .....	88
11.11	Channel status event .....	89
11.11.1	Procedure .....	89
11.11.2	Structure of ENVELOPE (EVENT DOWNLOAD – Channel status) .....	89
12	SIMPLE-TLV data objects .....	90
12.1	Address .....	90
12.2	Alpha identifier .....	91
12.3	Subaddress .....	91
12.4	Capability configuration parameters .....	91
12.5	Cell Broadcast Page .....	91
12.6	Command details .....	92
12.7	Device identities .....	95
12.8	Duration .....	95
12.9	Item .....	96
12.10	Item identifier .....	96
12.11	Response length .....	96
12.12	Result .....	96
12.12.1	Additional information for SEND SS .....	97
12.12.2	Additional information for ME problem .....	98
12.12.3	Additional information for network problem .....	98
12.12.4	Additional information for SS problem .....	98
12.12.5	Additional information for SMS problem .....	98
12.12.6	Not used .....	98
12.12.7	Additional information for USSD problem .....	98
12.12.8	Additional information for interaction with call control or MO SM control .....	99
12.12.9	Additional information for MultipleCard commands .....	99
12.12.10	Additional information for Launch Browser problem .....	99
12.12.11	Additional information for Bearer Independent Protocol .....	99
12.13	SMS TPDU .....	100
12.14	SS string .....	100
12.15	Text string .....	100
12.15.1	Coding of text in unpacked format .....	101
12.15.2	Coding of text in packed format .....	101
12.15.3	Coding of text in 16 bits UCS2 alphabet format .....	101
12.16	Tone .....	101
12.17	USSD string .....	102
12.18	File List .....	102
12.19	Location Information .....	102
12.20	IMEI .....	103
12.21	Help Request .....	103
12.22	Network Measurement Results .....	103
12.23	Default Text .....	103
12.24	Items Next Action Indicator .....	103
12.25	Event list .....	104
12.26	Cause .....	104
12.27	Location status .....	104
12.28	Transaction identifier .....	105
12.29	BCCH channel list .....	105
12.30	Call control requested action .....	106
12.31	Icon Identifier .....	106
12.32	Item Icon Identifier list .....	106
12.33	Card reader status .....	107
12.34	Card ATR .....	107
12.35	C-APDU .....	108
12.36	R-APDU .....	108
12.37	Timer identifier .....	109

12.38	Timer value .....	109
12.39	Date-Time and Time zone .....	109
12.40	AT Command .....	109
12.41	AT Response .....	110
12.42	BC Repeat indicator .....	110
12.43	Immediate response .....	110
12.44	DTMF string.....	111
12.45	Language .....	111
12.46	Timing Advance .....	111
12.47	Browser Identity .....	111
12.48	URL.....	112
12.49	Bearer .....	112
12.50	Provisioning File Reference .....	112
12.51	Browser Termination Cause .....	113
12.52	Bearer description.....	113
12.52.1	Bearer parameters for CSD.....	113
12.52.2	Bearer parameters for GPRS / packet service .....	113
12.52.3	Default bearer .....	114
12.53	Channel data.....	114
12.54	Channel data length .....	114
12.55	Buffer size .....	115
12.56	Channel status .....	115
12.57	Card reader identifier.....	115
12.58	Other Address.....	116
12.59	SIM/ME interface transport level .....	116
12.60	Void.....	116
12.61	Network Access Name .....	116
13	Tag values .....	117
13.1	BER-TLV tags in ME to SIM direction .....	117
13.2	BER-TLV tags in SIM TO ME direction .....	117
13.3	SIMPLE-TLV tags in both directions .....	117
13.4	Type of Command and Next Action Indicator .....	119
14	Allowed Type of command and Device identity combinations .....	120
15	Security requirements.....	121
<b>Annex A (normative):</b>	<b>Support of SIM Application Toolkit by Mobile Equipment.....</b>	<b>122</b>
<b>Annex B (informative):</b>	<b>Example command sequences for proactive SIM.....</b>	<b>123</b>
<b>Annex C (informative):</b>	<b>Example of DISPLAY TEXT Proactive SIM Command.....</b>	<b>125</b>
<b>Annex D (normative):</b>	<b>Structure of SIM Application Toolkit communications.....</b>	<b>126</b>
<b>Annex E (informative):</b>	<b>ME display in proactive SIM session .....</b>	<b>127</b>
<b>Annex F (informative):</b>	<b>Help information feature processing.....</b>	<b>128</b>
<b>Annex G (informative):</b>	<b>Monitoring of events.....</b>	<b>129</b>
<b>Annex H (normative):</b>	<b>Support of Multiple Card Operation .....</b>	<b>130</b>
<b>Annex I (informative):</b>	<b>Multiple Card proactive command examples .....</b>	<b>131</b>
<b>Annex J (informative):</b>	<b>Bearer independent protocol proactive command examples.....</b>	<b>132</b>
<b>Annex K (informative):</b>	<b>WAP References .....</b>	<b>135</b>
<b>Annex L (informative):</b>	<b>Change history .....</b>	<b>136</b>
History .....		140



---

## Foreword

This Technical Specification has been produced by the 3<sup>rd</sup> Generation Partnership Project (3GPP).

The contents of the present document are subject to continuing work within the TSG and may change following formal TSG approval. Should the TSG modify the contents of the present document, it will be re-released by the TSG with an identifying change of release date and an increase in version number as follows:

Version x.y.z

where:

- x the first digit:
  - 1 presented to TSG for information;
  - 2 presented to TSG for approval;
  - 3 or greater indicates TSG approved document under change control.
- y the second digit is incremented for all changes of substance, i.e. technical enhancements, corrections, updates, etc.
- z the third digit is incremented when editorial only changes have been incorporated in the document.

---

# 1 Scope

The present document defines the interface between the Subscriber Identity Module (SIM) and the Mobile Equipment (ME), and mandatory ME procedures, specifically for "SIM Application Toolkit".

SIM Application Toolkit is a set of commands and procedures for use during the network operation phase of GSM, in addition to those defined in TS 11.11 [20].

Specifying the interface is to ensure interoperability between a SIM and an ME independently of the respective manufacturers and operators. The concept of a split of the Mobile Station (MS) into these elements as well as the distinction between the GSM network operation phase, which is also called GSM operations, and the administrative management phase are described in TS 02.17 [3].

The present document defines:

- the commands;
- the application protocol;
- the mandatory requirements on the SIM and ME for each procedure.

Unless otherwise stated, references to GSM also apply to DCS 1800.

The present document does not specify any aspects related to the administrative management phase. Any internal technical realization of either the SIM or the ME are only specified where these reflect over the interface. This standard does not specify any of the security algorithms which may be used.

The present document defines an enhancement for GSM Phase 2+ of the SIM/ME interface for GSM Phase 2. While all attempts have been made to maintain phase compatibility, any issues that specifically relate to Phase 1 should be referenced from within the relevant Phase 1 specification.

---

# 2 References

The following documents contain provisions which, through reference in this text, constitute provisions of the present document.

- References are either specific (identified by date of publication, edition number, version number, etc.) or non-specific.
- For a specific reference, subsequent revisions do not apply.
- For a non-specific reference, the latest version applies. In the case of a reference to a 3GPP document (including a GSM document), a non-specific reference implicitly refers to the latest version of that document in the same Release as the present document.

- [1] not used
- [2] 3GPP TS 01.04: "Abbreviations and acronyms".
- [3] 3GPP TS 02.17: "Subscriber Identity Modules (SIM) Functional characteristics".
- [4] 3GPP TS 02.30: "Man-Machine Interface (MMI) of the Mobile Station (MS)".
- [5] 3GPP TS 23.038: "Alphabets and language-specific information".
- [6] 3GPP TS 23.040: "Technical realization of the Short Message Service (SMS) Point-to-Point (PP)".
- [7] 3GPP TS 23.041: "Technical realization of Short Message Service Cell Broadcast (SMSCB)".
- [8] 3GPP TS 04.08: "Mobile radio interface layer 3 specification".
- [9] 3GPP TS 24.011: "Point-to-Point (PP) Short Message Service (SMS) support on mobile radio interface".

- [10] 3GPP TS 24.080: "Mobile radio interface layer 3 supplementary services specification; Formats and coding".
- [11] not used
- [12] not used
- [13] GSM 09.91: "Digital cellular telecommunications system; Interworking aspects of the Subscriber Identity Module - Mobile Equipment (SIM - ME) interface between Phase 1 and Phase 2".
- [14] Not used.
- [15] CCITT Recommendation E.164: "Numbering plan for the ISDN era".
- [16] ISO/IEC 7816-3: "Identification cards - Integrated circuit cards Part 3: Cards with contacts: Electronic signals and transmission protocols".
- [17] ISO/IEC 7816-6 (1995): "Identification cards - Integrated circuit(s) cards with contacts, Part 6 Inter-industry data elements".
- [18] 3GPP TS 02.40: "Procedures for call progress indications".
- [19] 3GPP TS 02.07: "Mobile Stations (MS) features".
- [20] 3GPP TS 11.11: "Specification of the Subscriber Identity Module - Mobile Equipment (SIM - ME) interface".
- [21] 3GPP TS 11.12: "Digital cellular telecommunications system (Phase 2); Specification of the 3 Volt Subscriber Identity Module - Mobile Equipment (SIM - ME) interface".
- [22] 3GPP TS 03.22: "Functions related to Mobile Station (MS) in idle mode".
- [23] 3GPP TS 24.007: "Mobile radio interface signalling layer 3; General aspects".
- [24] 3GPP TS 03.48: "Security Mechanisms for the SIM application toolkit".
- [25] ISO/IEC 7816-4 (1995): "Identification cards - Integrated circuit(s) cards with contacts, Part 4: Inter-industry commands for interchange".
- [26] 3GPP TS 22.042: "Network identity and timezone; Service description; Stage 1".
- [27] 3GPP TS 27.007: "AT command set for GSM Mobile Equipment (ME)".
- [28] 3GPP TS 03.22: "Functions related to Mobile Station (MS) in idle mode and group receive mode".
- [29] ISO 639 (1988): "Code for the representation of names of languages".
- [30] 3GPP TS 23.040: "Technical realization of the Short Message Service (SMS); Point-to-Point (PP)".
- [31] 3GPP TS 22.002: "Digital cellular telecommunication system (Phase 2+); Bearer Services (BS) supported by a GSM Public Land Mobile Network (PLMN)".
- [32] IETF RFC 1738: "Uniform Resource Locators (URL) : T. Berners-Lee, et al., December 1994.
- [33] IETF RFC 768 "User Datagram Protocol (UDP)".
- [34] IETF RFC 793 "Transmission Control Protocol (TCP)".
- [35] TIA/EIA-136-123 "Third Generation Wireless – Digital Control Channel Layer 3, April 23, 2001"
- [36] 3GPP TS 23.003: "Numbering, addressing and identification"
- [37] 3GPP TS 22.038: "USIM/SIM Application Toolkit (USAT/SAT); Service description"

---

## 3 Definitions, abbreviations and symbols

### 3.1 Definitions

For the purposes of the present document, the following terms and definitions apply.

**application:** An application consists of a set of security mechanisms, files, data and protocols (excluding transmission protocols).

**application protocol:** The set of procedures required by the application.

**bearer independent protocol:** Mechanism by which the ME provides the SIM with access to the data bearers supported by the ME and the network.

**card session:** A link between the card and the external world starting with the ATR and ending with a subsequent reset or a deactivation of the card.

**card x:** Additional card.

**card reader x:** Electrical interface to support additional card.

**data channel:** allow the SIM and the network to exchange data using a selected bearer.

**data object:** Information seen at the interface for which are defined a tag (identifier), a length and a value. Data objects can be either BER-TLV (objects that conform to the Basic Encoding Rules of ASN.1) or SIMPLE-TLV. In this specification, all BER-TLV data objects are "primitive": the value part consists only of SIMPLE-TLV data objects.

**link:** Radio Resource.

**padding:** One or more bits appended to a message in order to cause the message to contain the required number of bits or bytes.

**proactive SIM:** A SIM which is capable of issuing commands to the ME within the T=0 protocol.

**proactive SIM session:** Sequence of related SIM application toolkit commands and responses. A proactive SIM session starts with the status response '91 xx' (proactive command pending) and ends with a status response of '90 00' (normal ending of command) after Terminal Response.

**Rx buffer:** A dedicated memory used to temporarily store data to be retrieved.

**Service data unit (SDU):** In layered systems, a [set](#) of [data](#) that is sent by a [user](#) of the services of a given [layer](#), and is transmitted to a peer service user semantically unchanged. A Protocol Control Information (PCI) header is attached to the Service Data Unit (SDU) by the layer to form a Protocol Data Unit (PDU).

**SIM application session:** The execution of a sequence of commands internal to the SIM that can result in the performance of one or several proactive SIM sessions. The SIM application session can be started by any event in the card session, and can execute for the duration of the card session. Processing of the SIM application session will not interfere with normal GSM operation.

**SIM Application Toolkit:** A set of applications and related procedures which may be used during a GSM session.

**Tx buffer:** A dedicated memory used to temporarily store data to be sent.

## 3.2 Abbreviations

For the purposes of the present document, the following abbreviations apply, in addition to those listed in TS 01.04 [2]:

A3	Algorithm 3, authentication algorithm; used for authenticating the subscriber
A5	Algorithm 5, cipher algorithm; used for enciphering/deciphering data
A8	Algorithm 8, cipher key generator; used to generate $K_c$
A38	A single algorithm performing the functions of A3 and A8
ADN	Abbreviated Dialling Number
APDU	Application Protocol Data Unit
ATR	Answer To Reset
BCD	Binary Coded Decimal
BDN	Barred Dialling Number
BER	Basic Encoding Rules of ASN.1
C-APDU	Command Application Protocol Data Unit
CB	Cell Broadcast
CBMI	Cell Broadcast Message Identifier
CCP	Capability/Configuration Parameter
CSD	Circuit Switched Data
DCS	Digital Cellular System
DTMF	Dual Tone Multiple Frequency
EF	Elementary File
EGPRS	EDGE General Packet Radio Service
ETSI	European Telecommunications Standards Institute
etu	elementary time unit
FDN	Fixed Dialling Number
GGSN	Gateway GPRS Support Node
GPRS	General Packet Radio Service
GSM	Global System for Mobile communications
ID	IDentifier
IEC	International Electrotechnical Commission
IMEI	International Mobile Equipment Identity
IMSI	International Mobile Subscriber Identity
ISO	International Organization for Standardization
Kc	Cryptographic key; used by the cipher A5
Ki	Subscriber authentication key; the cryptographic key used by the authentication algorithm, A3, and cipher key generator, A8
lgth	The (specific) length of a data unit
LND	Last Number Dialed
ME	Mobile Equipment
MMI	Man Machine Interface
MS	Mobile Station
NMR	Network Measurement Results (see also TS 04.08 [8])
NPI	Numbering Plan Identifier
PDN	Packet Data Network
PDP	Packet Data Protocol, e.g., Ip or X25 or PPP
PDU	Protocol Data Unit
R-APDU	Response Application Protocol Data Unit
RAND	A RANDom challenge issued by the network
RFU	Reserved for Future Use
SAT	SIM Application Toolkit
SDU	Service Data Unit
SIM	Subscriber Identity Module
SMS	Short Message Service
SRES	Signed RESponse calculated by a SIM
SS	Supplementary Service
SSC	Supplementary Service Control string
SW1/SW2	Status Word 1 / Status Word 2
TCP	Transmission Control Protocol
TE	Terminal Equipment (e.g. an attached personal computer)
TLV	Tag, length, value

TON	Type Of Number
TP	Transfer layer Protocol
TS	Technical Specification
UDP	User Datagram Protocol
UCS2	Universal two byte coded Character Set
URL	Universal Resource Locator
USSD	Unstructured Supplementary Service Data

### 3.3 Symbols

'0' to '9' and 'A' to 'F'     The sixteen hexadecimal digits.

---

## 4 Overview of SIM Application Toolkit

The SIM Application Toolkit provides mechanisms which allow applications, existing in the SIM, to interact and operate with any ME which supports the specific mechanism(s) required by the application.

If class "a" is supported, a SIM supporting SIM Application Toolkit shall be able to communicate with the additional card(s) and get information about the additional reader(s) via the ME.

The following mechanisms have been defined. These mechanisms are dependent upon the commands and protocols relevant to SIM Application Toolkit in TS 11.11 [20].

### 4.1 Profile Download

Profile downloading provides a mechanism for the ME to tell the SIM what it is capable of. The ME knows what the SIM is capable of through the SIM Service Table and EF<sub>PHASE</sub>.

### 4.2 Proactive SIM

Proactive SIM gives a mechanism whereby the SIM can initiate actions to be taken by the ME. These actions include:

- displaying text from the SIM to the ME;
- sending a short message;
- setting up a voice call to a number held by the SIM;
- setting up a data call to a number and bearer capabilities held by the SIM;
- sending a SS control or USSD string;
- playing tone in earpiece;
- initiating a dialogue with the user;
- SIM initialization request and notification of changes to EF(s);
- providing local information from the ME to the SIM;
- communicating with the additional card(s) (if class "a" is supported);
- providing information about the additional card reader(s) (if class "a" is supported);
- managing timers running physically in the ME;
- running an AT command received from the SIM, and returning the result to the SIM (if class "b" is supported);
- sending DTMF;
- requesting the ME to launch the browser corresponding to a URL. (if class "c" is supported);
- establishing and managing a bearer independent protocol (if class "e" is supported).

For each command involved in the dialog with the user, a help information may be available, either for each item of a list of items proposed to the user, or with each command requesting a response from the user. If a proactive command involved in the dialog with the user indicates the availability of the help feature, the support of this feature is optional for the ME.

## 4.3 Data download to SIM

Data downloading to the SIM uses either dedicated commands (the transport mechanisms of SMS point-to-point and Cell Broadcast) or the Bearer independent protocol. Transferral of information over the SIM-ME interface uses the ENVELOPE command.

## 4.4 Menu selection

A set of possible menu entries is supplied by the SIM in a proactive SIM command. The menu selection mechanism is used to transfer the SIM application menu item which has been selected by the user to the SIM. The menu selection mechanism may also be used for requesting help information on the items of the SIM application menu.

## 4.5 Call control by SIM

When this service is activated by the SIM, all dialled digit strings, supplementary service control strings and USSD strings are first passed to the SIM before the ME sets up the call, the supplementary service operation or the USSD operation. The ME shall also pass to the SIM at the same time its current serving cell. The SIM has the ability to allow, bar or modify the call, the supplementary service operation or the USSD operation. The SIM also has the ability to replace a call request, a supplementary service operation or a USSD operation by another call request or supplementary service operation or USSD operation. For example, a call request can be replaced by a supplementary service operation or a USSD operation, and vice-versa.

## 4.6 MO Short Message control by SIM

When this service is activated by the SIM, all MO short messages are first passed to the SIM before the ME sends the short message. The ME shall also pass to the SIM at the same time its current serving cell. The SIM shall have the ability to allow the sending, bar the sending or modify the destination address of the short message before sending it.

## 4.7 Event download

A set of events to monitor for is supplied by the SIM in a proactive SIM command. The event download mechanism is used to transfer details of the event to the SIM, when it occurs. Events that the ME can report to the SIM include incoming calls, location status, and availability of the screen for applications.

## 4.8 Security

Applications designed using the features in this specification may require methods to ensure data confidentiality, data integrity, and data sender validation, or any subset of these. Requirements for these mechanisms are defined in clause 15.

## 4.9 Multiple card

This subclause applies only if class "a" is supported.

One event and a set of proactive commands are supplied to monitor and control Card x behaviour.

## 4.10 Timer Expiration

The SIM is able to manage timers running physically in the ME with a proactive command. The Timer Expiration mechanism is used to inform the SIM when a timer expires.

## 4.11 Bearer Independent Protocol

This subclause applies if class "e" is supported.

The set of proactive commands (OPEN CHANNEL, CLOSE CHANNEL, SEND DATA, RECEIVE DATA and GET CHANNEL STATUS) and events (Data available, Channel status) allows the SIM to establish a data channel with the ME, and through the ME to a remote Server in the Network. The SIM provides information for the ME to select an available bearer at the time of channel establishment. The ME then allows the SIM and the Server to exchange data on this channel, transparently. The SIM uses service of ME lower layer to send data by providing Service Data Unit to ME. The default lower layer is the higher layer of selected bearer.

## 5 Profile download

### 5.1 Procedure

The profile download instruction is sent by the ME to the SIM as part of the SIM initialization procedure. This procedure is specified in TS 11.11 [20]. In this procedure, the ME reads EF<sub>PHASE</sub>. If EF<sub>PHASE</sub> indicates that the SIM requires the ME to perform the profile download procedure, then the ME shall, after having performed the CHV1 verification procedure and before selecting EF<sub>IMSI</sub> or EF<sub>LOC1</sub>, send the TERMINAL PROFILE command, as specified below, to the SIM. The profile sent by the ME shall state the facilities relevant to SIM Application Toolkit that are supported by the ME.

This procedure is important, as it is by this that the SIM knows what the ME is capable of, and the SIM can then limit its instruction range accordingly. If no command is sent by the ME, the SIM shall assume that the ME does not support SIM Application Toolkit.

### 5.2 Structure and coding of TERMINAL PROFILE

Direction: ME to SIM

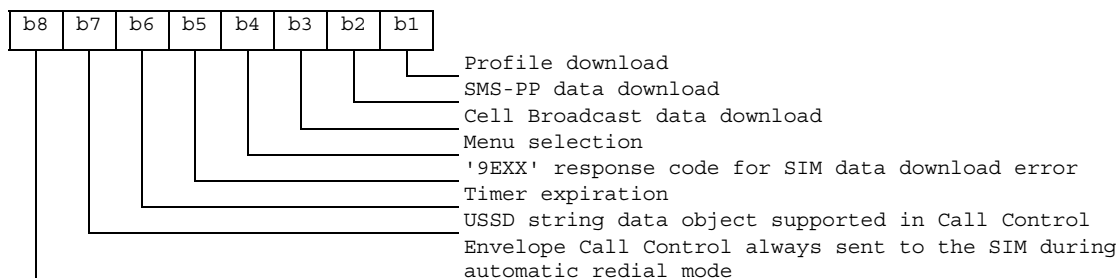
The command header is specified in TS 11.11 [20].

Command parameters/data:

Description	Section	M/O	Length
Profile	-	M	lgth

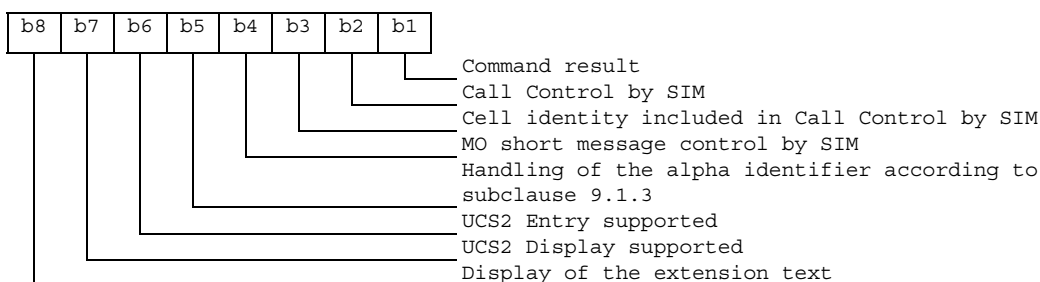
- Profile:
  - Contents: The list of SIM Application Toolkit facilities that are supported by the ME.
  - Coding:
    - 1 bit is used to code each facility:
    - bit = 1: facility supported by ME
    - bit = 0: facility not supported by ME

First byte (Download):

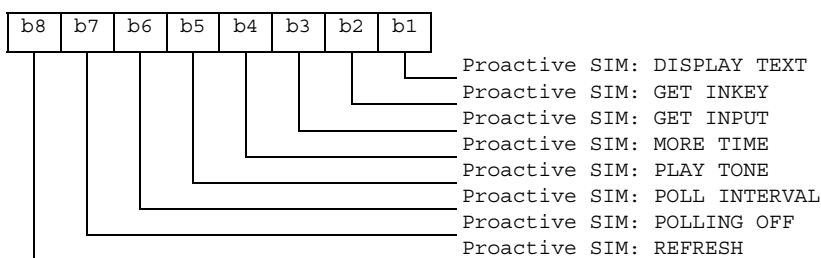




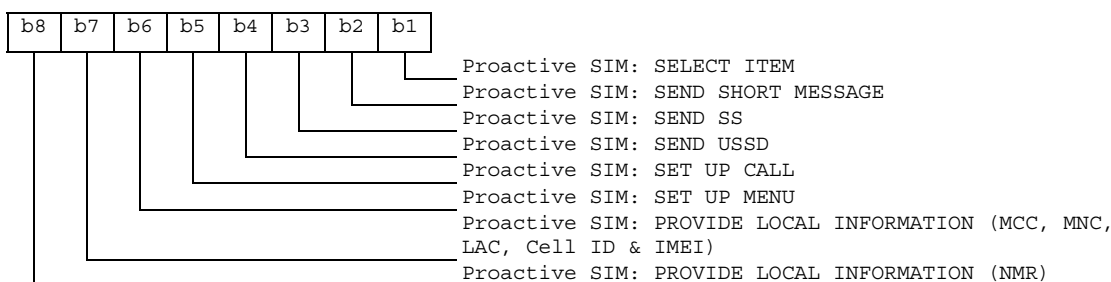
Second byte (Other):



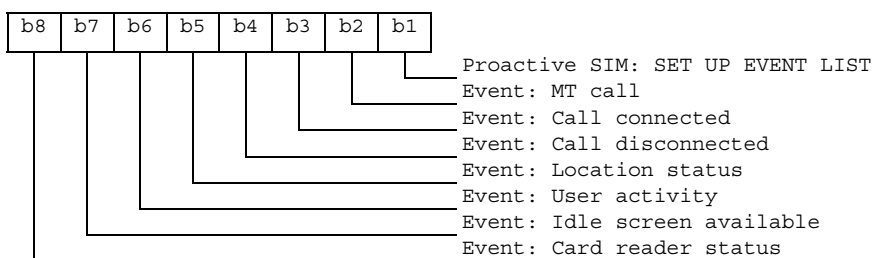
Third byte (Proactive SIM):



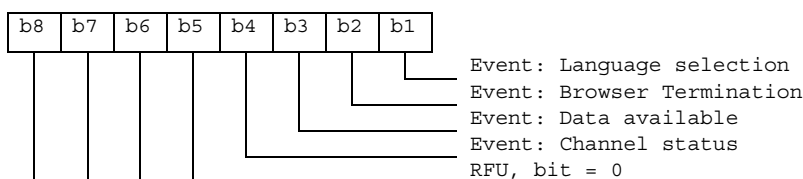
Fourth byte (Proactive SIM):



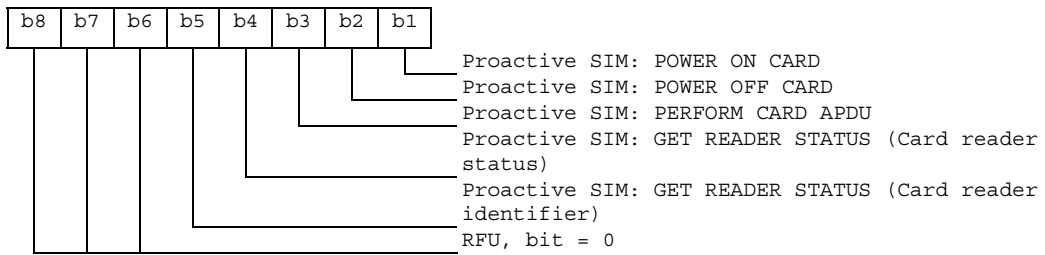
Fifth byte (Event driven information):



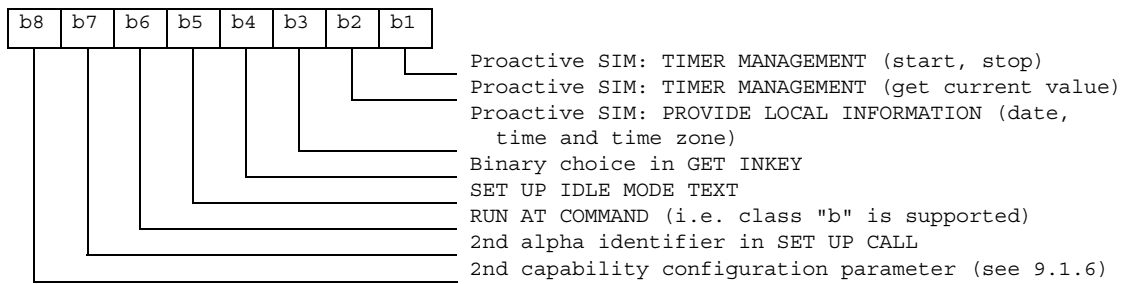
Sixth byte (Event driven information extensions):



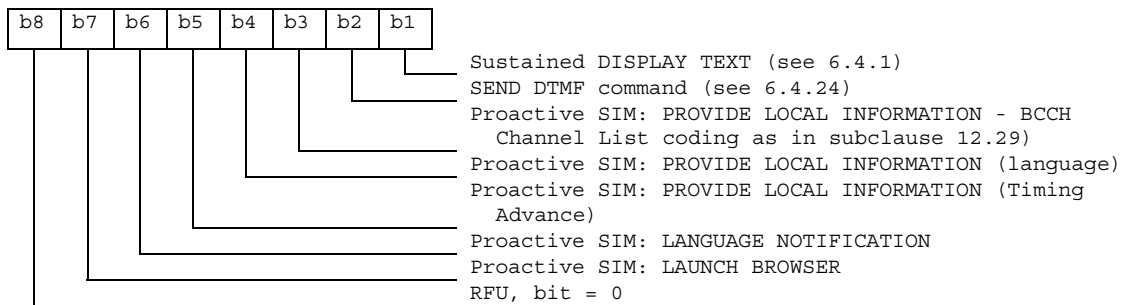
Seventh byte (Multiple card proactive commands) for class "a"



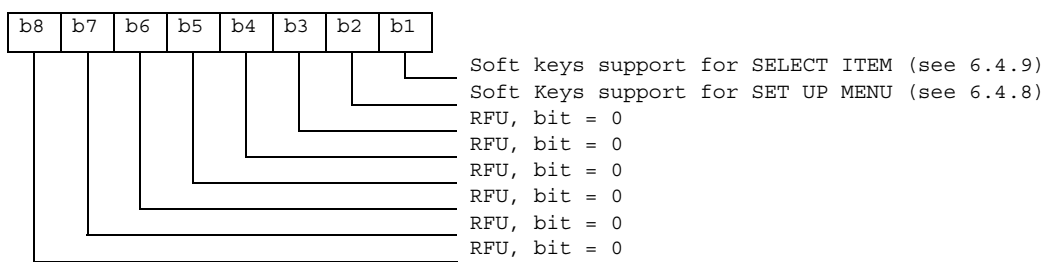
Eighth byte (Proactive SIM):



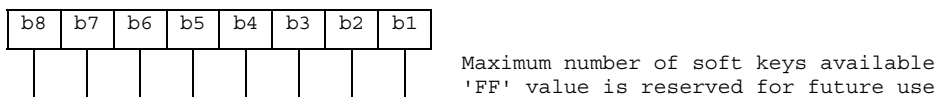
Ninth byte:



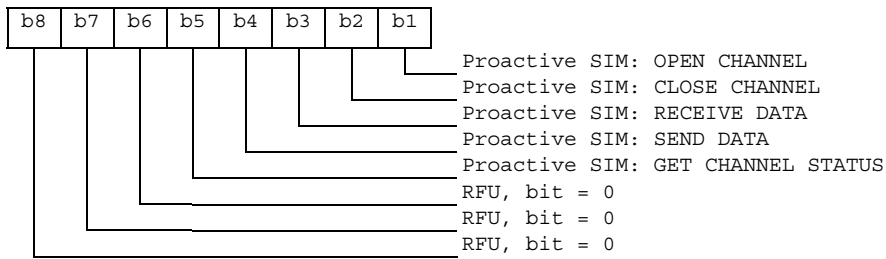
Tenth byte (Soft keys support):



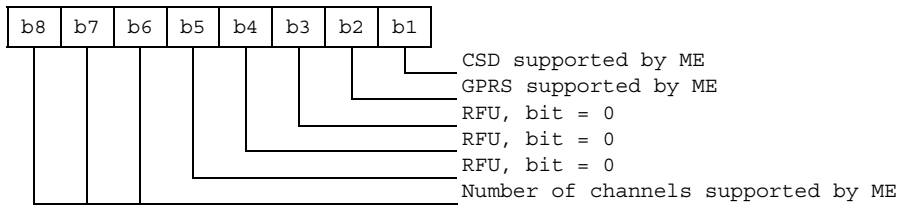
Eleventh byte (Soft keys information):



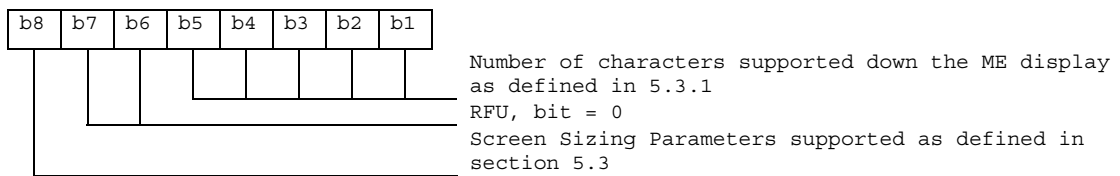
Twelfth byte (Bearer Independent protocol proactive commands (class "e")):



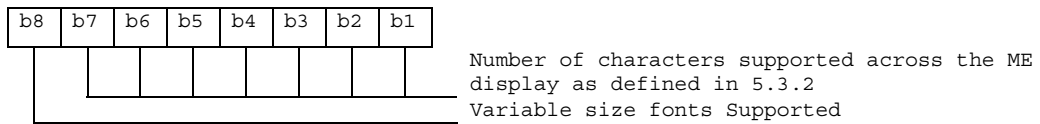
Thirteenth byte (Bearer Independent protocol supported bearers (class "e")):



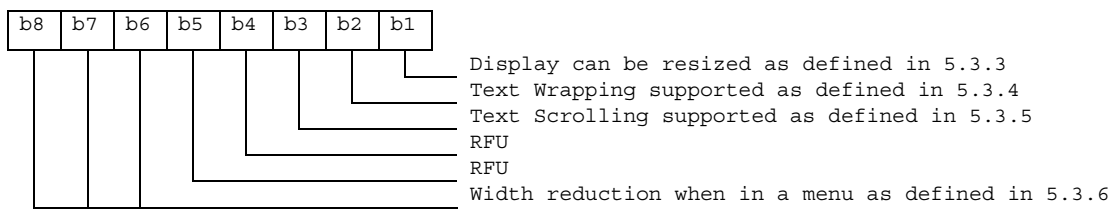
Fourteenth byte (Screen height):



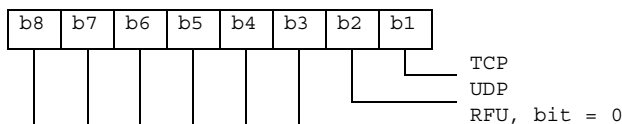
Fifteenth byte (Screen width):



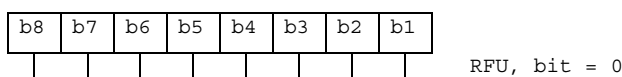
Sixteenth byte (Screen effects):



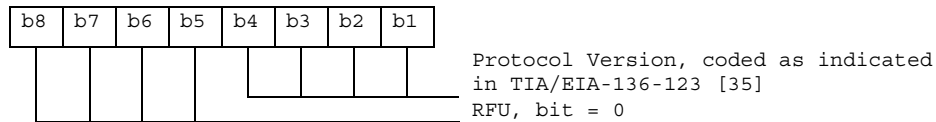
Seventeenth byte: (Bearer independent protocol supported transport interface) for class "e":



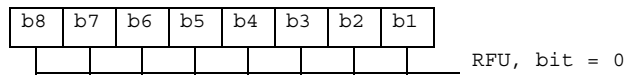
Eighteenth byte: (Reserved):



Nineteenth byte: (reserved for TIA/EIA-136 facilities):



Subsequent bytes:



RFU bits, and all bits of subsequent bytes, are reserved to indicate future facilities. A SIM supporting only the features of SIM Application Toolkit defined in the present document shall not check the value of RFU bits.

Response parameters/data: None.

## 5.3 Definition of display parameters in Profile download

This subclause defines the terms used for defining the passing of the ME's screen parameters from the ME to the SIM.

### 5.3.1 Number of characters supported down the ME display

This is the guaranteed number of characters supported down the ME display without scrolling (using the default character set specified in TS 23.038 [5]) as a result of a Display Text Proactive command.

If the screen resized as defined in 5.3.3 then this value shall be the initial number of characters supported before the display can be resized.

### 5.3.2 Number of characters supported across the ME display

This is the guaranteed number of characters supported across the ME display without scrolling (using the default character set specified in TS 23.038 [5]) as a result of a Display Text Proactive command that can be viewed in one instance.

If the screen resized as defined in 5.3.3 then this value shall be the initial number of characters supported before the display can be resized.

### 5.3.3 Display can be resized

Display can be resized is supported if either:

- The user can change the number of characters supported across the display, down the display or both.
- The ME can dynamically change the number of characters supported across the display, down the display or both.

### 5.3.4 Text Wrapping

Text wrapping is supported if the ME puts words that would be split across two lines, due to the display size, at the beginning of the next line down.

### 5.3.5 Text Scrolling

Text scrolling is supported if the ME scrolls, on one line, words that would be split across two lines, due to the display size.

### 5.3.6 Width reduction when in a menu

This value is the number of characters available across the display due to a DISPLAY TEXT proactive command without scrolling (using the default character set specified in TS 23.038 [5]) minus the number of characters available across the display due to a SELECT ITEM proactive command without scrolling (using the default character set specified in TS 23.038 [5]).

If the screen resized as defined in 5.3.3 then this value shall be calculated using the initial number of characters supported before the display can be resized.

---

## 6 Proactive SIM

### 6.1 Introduction

TS 11.11 [20] defines that the ME communicates to the SIM using the T=0 protocol, which is specified in ISO/IEC 7816-3 [16]. The ME is always the "master" and initiates commands to the SIM, and therefore there is no mechanism for the SIM to initiate a communication with the ME. This limits the possibility of introducing new SIM features requiring the support of the ME, as the ME needs to know in advance what actions it should take.

The SIM shall execute all SIM Application Toolkit Proactive commands or procedures in such a way as not to jeopardise, or cause suspension, of service provisioning to the user. This could occur if, for example, execution of the RUN GSM ALGORITHM is delayed by internal SIM Toolkit activity, which would result in the network denying or suspending service to the user. Specifically, the MORE TIME command shall be used, whenever possible, to allow the ME access to the GSM functionality of the SIM if Toolkit applications take an unreasonable time to complete execution.

Note: The maximum delay before the sending of a MORE TIME command is required depends on several factors (e.g. the permissible duration of a network-SIM authentication); in some cases a maximal delay of 2 seconds could be required. During this period the NULL procedure byte operation shall be respected as defined in TS 11.11 [20].

The proactive SIM service provides a mechanism which stays within the protocol of T=0, but adds a new status response word SW1. This status response has the same meaning as the normal ending ('90 00'), and can be used with most of the commands that allow the normal ending, but it also allows the SIM to say to the ME "I have some information to send to you". The ME then uses the FETCH function to find out what this information is.

To avoid cross-phase compatibility problems, these functions shall only be used between a proactive SIM and an ME that supports the proactive SIM feature.

The SIM can issue a variety of commands through this mechanism, given in alphabetical order:

- **CLOSE CHANNEL**, which requests the ME to close the specified data channel (if class "e" is supported).
- **DISPLAY TEXT**, which displays text or an icon on screen. A high priority is available, to replace anything else on screen.
- **GET CHANNEL STATUS**, which requests the ME to return the current status of all available data channel(s) (if class "e" is supported).
- **GET INKEY**, which sends text or an icon to the display and requests a single character response in return. It is intended to allow a dialogue between the SIM and the user, particularly for selecting an option from a menu.
- **GET INPUT**, which sends text or an icon to the display and requests a response in return. It is intended to allow a dialogue between the SIM and the user.
- **GET READER STATUS**, which gives information about the additional reader(s) and inserted card(s) (Card x state, e.g. powered on or not, Card x Presence), if class "a" is supported.
- **LANGUAGE NOTIFICATION**, which allows the SIM to notify the ME about the currently used language in text strings issued by the SIM Application Toolkit application.
- **LAUNCH BROWSER**, which requests a browser inside a browser enabled ME to interpret the content corresponding to a URL.
- **MORE TIME**, which does not request any action from the ME. The ME is required to respond with TERMINAL RESPONSE (OK) as normal - see below. The purpose of the MORE TIME command is to provide a mechanism for the SIM Application Toolkit task in the SIM to request more processing time.

- **OPEN CHANNEL**, which requests the ME to open a data channel with parameters indicated in the command (if class "e" is supported.)
- **PERFORM CARD APDU**, which requests the ME to send an APDU command to the additional card, if class "a" is supported. This command is compatible with any protocol between the ME and the additional card.
- **PLAY TONE**, which requests the ME to play a tone in its earpiece, ringer, or other appropriate loudspeaker.
- **POLL INTERVAL**, which negotiates how often the ME sends STATUS commands to the SIM during idle mode. Polling is disabled with POLLING OFF. Use of STATUS for the proactive SIM is described in TS 11.11 [20].
- **POWER OFF CARD**, which closes the session with the additional card, if class "a" is supported.
- **POWER ON CARD**, which initiates a session with the additional card and returns all the ATR bytes, if class "a" is supported.
- **PROVIDE LOCAL INFORMATION** which requests the ME to pass local information to the SIM, for example the mobile country and network codes (MCC + MNC) of the network on which the user is registered.
- **RECEIVE DATA**, which requests the ME to return to the SIM data received on the specified channel (if class "e" is supported).
- **REFRESH**, which requests the ME to carry out a SIM initialization according to TS 11.11 subclause 12.2.1, and/or advises the ME that the contents or structure of EFs on the SIM have been changed. The command also makes it possible to restart a card session by resetting the SIM.
- **RUN AT COMMAND**, which will convey an AT Command to the ME, and cause the response to the AT Command to be returned to the SIM.
- **SELECT ITEM**, where the SIM supplies a list of items, and the user is expected to choose one. The ME presents the list in an implementation-dependent way.
- **SEND DATA**, which requests the ME to send on the specified channel data provided by the SIM (if class "e" is supported).
- **SEND DTMF**, which requests the ME to send DTMF tone(s) during an established call.
- **SEND SHORT MESSAGE**, which sends a short message or SMS-COMMAND to the network.
- **SEND SS**, which sends an SS request to the network.
- **SEND USSD**, which sends a USSD string to the network.
- **SET UP CALL**, of which there are three types:
  - set up a call, but only if not currently busy on another call;
  - set up a call, putting all other calls (if any) on hold;
  - set up a call, disconnecting all other calls (if any);
- **SET UP EVENT LIST** where the SIM supplies a list of events which it wants the ME to provide details of when these events happen.
- **SET UP IDLE MODE TEXT**, which supplies a text string to be used by the ME as stand-by mode text.
- **SET UP MENU**, where the SIM supplies a list of items to be incorporated into the ME's menu structure.
- **TIMER MANAGEMENT**, which requests the ME to manage a timer in a way described in the command (start, deactivate and get the current value) and, in the case of starting a timer, for a duration indicated in the command.

The ME tells the SIM if the command was successful or not using the command result procedure defined in subclause 6.7. Responsibility for what happens after that (whether to repeat the command, try another one immediately, try again sometime later, or not to try again at all) lies with the SIM application. However, the SIM application needs to know why the command failed, so the ME provides the SIM with the result of the command.

Results are grouped into three main types:

- OK.

- Temporary problem. These results are further broken down into types of temporary problems, and specific causes. Generally, they indicate to the SIM that it may be worth trying again.
- Permanent problem. These results are again further broken down into types of permanent problems, and specific causes. Generally, they indicate to the SIM that it is not worth trying again during this GSM session.

If the SIM issues an instruction to the ME to initiate a Mobile Originated transaction (e.g. SEND SMS, SEND USSD or SEND DTMF), then unless explicitly stated elsewhere in the present document or in TS 11.11 [14], the content supplied by the SIM for onward transmission by the ME shall not be altered by the ME.

## 6.2 Identification of proactive SIMs and of ME support

A proactive SIM shall be identified by having the proactive SIM service activated in the SIM Service Table (see TS 11.11 [20]). An ME that supports proactive SIMs shall be identified as such when it sends a TERMINAL PROFILE command during SIM initialization. The ME shall then send STATUS commands to the SIM at intervals determined by the poll interval procedure (see subclause 6.4.6).

A proactive SIM shall not send any command requests (status bytes SW1 SW2 = '91 XX') to a mobile that does not support the proactive SIM feature.

An ME that supports the proactive SIM feature shall not send proactive SIM related commands to a SIM that does not have the proactive SIM service activated.

## 6.3 General procedure

For all of the procedures that can end in '90 00' (indicating normal ending to the command), and which cannot end in '9F XX' (response data available from SIM), a proactive SIM operating with an ME that supports proactive SIMs may instead use the status response '91 XX'.

The response code '91 XX' shall indicate to the ME that the previous command has been successfully executed by the SIM in the same way as '90 00' (i.e. "OK"), but additionally it shall indicate response data which contains a command from the SIM for a particular ME procedure (defined in subclause 6.4).

The value 'XX' indicates the length of the response data. The ME shall use the FETCH command to obtain this data.

It is the responsibility of the SIM to remind the ME of a pending proactive command by applying the '91 XX' returncode until it is fetched by the ME.

Note: The last value of 'XX' received in a '91 XX' returncode from the SIM should be used by the ME in a following FETCH command.

It is recommended that the ME interprets a '90 00' following a '91 XX' without a corresponding FETCH as if no proactive command is available in the SIM and regard the proactive SIM session as being terminated. However, the SIM should be able to handle a FETCH command being sent in this case, e.g. by applying the appropriate error handling (cf. "Handling of unknown, unforeseen and erroneous messages").

TS 11.11 [20] shows how the SIM can initiate a proactive command in each of the five cases of transmission protocol identified in TS 11.11 [20]. Some commands require the SIM to indicate that it has response data for the ME (through SW1/SW2 = '9F XX'), and the ME gets this data using the GET RESPONSE command.

When the ME has received a command from the SIM, it shall attempt to process the command immediately.

- If the command has been successfully executed, the ME shall inform the SIM as soon as possible, using TERMINAL RESPONSE.
- If the command was not successfully executed, the ME shall inform the SIM as soon as possible using TERMINAL RESPONSE with an error condition.

Responsibility for re-trying lies with the SIM application. The SIM application can make a judgement whether to send the same command again, to send a different one, or not to try again, from the information given by the ME in TERMINAL RESPONSE. If the SIM application wishes the ME to try again, it shall issue a new (identical) command.

Only one proactive command can be ongoing at any one time.

## 6.4 Proactive SIM commands and procedures

### 6.4.1 DISPLAY TEXT

This command instructs the ME to display a text message, and/or an icon (see 6.5.4). It allows the SIM to define the priority of that message, and the text string format.

Two types of priority are defined:

- display normal priority text and/or icon on screen;
- display high priority text and/or icon on screen.

The text string can be in one of three formats:

- packed format in SMS default alphabet - (see 12.15.2);
- unpacked format in SMS default alphabet - (see 12.15.2);
- UCS2 alphabet format - (see 12.15.3).

Note: From release 98 onwards the text string may contain up to 240 bytes.

A flag (see command qualifier, subclause 12.6) shall be set to inform the ME whether the availability of the screen for subsequent information display after its use for 'Display Text' should be either after a short delay (the duration of the delay being at the discretion of the ME manufacturer), or following a user MMI action.

An immediate response object may be included by the SIM, to indicate if the ME should sustain the display beyond sending the TERMINAL RESPONSE. ME support of this feature is indicated in the PROFILE DOWNLOAD. The behaviour of non-supporting MEs is dependent on the Comprehension Required flag.

- If the user has indicated the need to end the proactive SIM application session, the ME shall send a TERMINAL RESPONSE with "Proactive SIM application session terminated by the user" result value.
- If the user has indicated the need to go backwards in the proactive SIM application session, the ME shall send a TERMINAL RESPONSE with "Backward move in the proactive SIM session requested by the user" result value.
- If a flag of the command qualifier (see subclause 12.6) indicates that the ME shall wait for the user to clear message and if the ME decides that no user response has been received, the ME shall send a TERMINAL RESPONSE with "No response from user" result value.
- If the SIM includes an immediate response object, the ME shall immediately send TERMINAL RESPONSE (Command performed successfully). The ME shall continue to display the text until one of the following events occurs:
  - a subsequent proactive command is received containing display data;
  - the expiration of the short delay, if so indicated by the command qualifier;
  - following a user MMI action;
  - when a higher priority event occurs, e.g. an incoming mobile terminated call.

No further TERMINAL RESPONSE shall be sent when the ME removes the text from the display, regardless of the cause.

- Otherwise, the ME shall send TERMINAL RESPONSE (Command performed successfully) at the expiration of the short delay, or following a user MMI action not described above.

In each case the availability of the screen for the subsequent information display is defined in subclause 6.9.

NOTE 2: For the case where the text is cleared after a short delay, the ME may also allow the user to clear the display via the MMI prior to this.

The ME shall reject normal priority text commands if the screen is currently being used for more than its normal stand-by display. If the command is rejected, the ME informs the SIM using TERMINAL RESPONSE (ME currently unable to process command - screen busy).



High priority text shall be displayed on the screen immediately, except if there is a conflict of priority level of alerting such as incoming calls or a low battery warning. In that situation, the resolution is left to the ME. If the command is rejected in spite of the high priority, the ME shall inform the SIM using TERMINAL RESPONSE (ME currently unable to process command - screen is busy).

If help information is requested by the user, this command may be used to display help information on the screen. The help information should be sent as high priority text and with the option that it should be cleared after a short delay.

## 6.4.2 GET INKEY

This command instructs the ME to display text and/or an icon (see 6.5.4) and to expect the user to enter a single character. Any response entered by the user shall be passed transparently by the ME to the SIM.

The text can be in one of three formats:

- packed format in SMS default alphabet - (see 12.15.2);
- unpacked format in SMS default alphabet - (see 12.15.2);
- UCS2 alphabet format - (see 12.15.3).

The response can be from one of three character sets. This is specified by the SIM:

- digits only (0-9, \*, #, and +);
- characters from the SMS default alphabet;
- characters from the UCS2 alphabet.

Upon receiving the command, the ME shall display the text. The ME shall allow the user to enter a single character in response.

- If the user has indicated the need to go backwards in the proactive SIM session, the ME shall send a TERMINAL RESPONSE with "Backward move in the proactive SIM session requested by the user" result value.
- If the user has indicated the need to end the proactive SIM session, the ME shall send a TERMINAL RESPONSE with "Proactive SIM session terminated by the user" result value.
- If the ME decides that no user response has been received, the ME shall send a TERMINAL RESPONSE with "No response from user" result value.
- If the SIM requests a digit only, the ME shall only allow the user to enter a character from the digits 0-9, \*, # and +. When the user has entered a digit, the ME shall pass the entered digit transparently to the SIM, using TERMINAL RESPONSE.
- If help information is available for the command and if the user has indicated the need to get help information, the ME shall send a TERMINAL RESPONSE with "help information required by the user" result value.
- If the SIM requests a character from the SMS default alphabet, the ME shall allow the user to enter a character using characters from this alphabet. When the user has entered a character, the ME shall pass the entered character transparently to the SIM, using TERMINAL RESPONSE.
- If the SIM requests a "Yes/No" response, the ME shall allow the user to enter either a positive or a negative decision using MMI means left to ME manufacturer's choice (keypad, touch screen, softkey,...). The ME may use SEND, ACCEPT or END functions in relation to GET INKEY "Yes/No" response. If used, the SEND and ACCEPT functions as defined in TS 02.30 [4] shall mean positive decision and the END function as defined in TS 02.30 [4] shall mean a negative one. Depending on the user's choice, the ME shall pass the positive or a negative value to the SIM, using TERMINAL RESPONSE.

**NOTE:** If the MMI of the ME requires more than one keypress in order to select a character, it is an implementation decision for the ME manufacturer how to indicate completion (e.g. timeout, pressing SEND, OK). It may be useful to echo the input character on the display.

For digits only (0-9,\*,# and +) and SMS default alphabet characters sets, the response shall be coded using the SMS default alphabet in unpacked format.

### 6.4.3 GET INPUT

This command instructs the ME to display text and/or an icon (see 6.5.4) and that any response string entered by the user shall be passed transparently by the ME to the SIM and shall not be stored in the ME. If the SIM provides a default text, the ME shall display this default text, which the user may accept, reject or edit as the response string.

The text can be in one of three formats:

- packed format in SMS default alphabet (see 12.15.2);
- unpacked format in SMS default alphabet (see 12.15.2);
- UCS2 alphabet format (see 12.15.3).

The SIM indicates how many characters are expected for the response string, by giving a minimum and a maximum acceptable length.

The SIM specifies the following variables for the response string it is expecting from the user:

- the response contains either digits only (0-9, \*, # and +) or characters from one of the possible alphabets;
- the response contains either characters coded in SMS default alphabet or characters coded in UCS2 alphabet;
- the response for digits only (0-9, \*, # and +) or characters from SMS default alphabet is either in an unpacked format or in a packed format;
- the ME may display the text string being entered by the user (the response), or the ME shall hide (i.e. not display) the actual text string.

The combination of characters from either the SMS default alphabet or the UCS2 alphabet and hidden entry mode is not allowed. In hidden entry mode, only digits from the set "0-9", "\*" and "#" are allowed for the user input. "+" is not allowed for user input in this mode.

If the SIM requests that the user input (text string) is to be hidden, it is permissible for the ME to indicate the entry of characters, so long as the characters themselves are not revealed.

Upon receiving the command, the ME shall display the text. The ME shall allow the user to enter characters in response.

- The ME MMI is responsible for managing the entry of the correct number of characters.
- If the user has indicated the need to go backwards in the proactive SIM session, the ME shall send a TERMINAL RESPONSE with "Backward move in the proactive SIM session requested by the user" result value.
- If the user has indicated the need to end the proactive SIM session, the ME shall send a TERMINAL RESPONSE with "Proactive SIM session terminated by the user" result value.
- If the ME decides that no user response has been received, the ME shall send a TERMINAL RESPONSE with "No response from user" result value.
- If the SIM requests digits only, the ME shall only allow the user to enter the digits 0-9, \*, # and +. When the user has indicated completion, the ME shall pass the entered digit string transparently to the SIM, using TERMINAL RESPONSE.
- If the SIM requests characters from the UCS2 alphabet or SMS default alphabet, the ME shall allow the user to enter a character string using characters from one of these alphabets. When the user has indicated completion, the ME shall pass the entered text string transparently to the SIM, using TERMINAL RESPONSE.
- If help information is available for the command and if the user has indicated the need to get help information, the ME shall send a TERMINAL RESPONSE with 'help information required by the user' result value.

If the SIM requests the user input to be in packed format, then the ME shall pack the text according to TS 23.038 [5] before submitting it to the SIM.

### 6.4.4 MORE TIME

This procedure is provided to allow the SIM Application Toolkit task in the SIM more time for processing, where the processing is so long that it is in danger of affecting normal GSM operation, and clock stop prevents processing to take place in the background.

The ME shall take no extraordinary action when it receives this command, and all other operations shall be unaffected. The ME shall conclude the command by sending TERMINAL RESPONSE (OK) to the SIM, as soon as possible after receiving the MORE TIME command.

## 6.4.5 PLAY TONE

This command instructs the ME to play an audio tone.

Upon receiving this command, the ME shall check if it is currently in, or in the process of setting up (SET-UP message sent to the network, see TS 04.08 [8]), a speech call.

- If the ME is in, or is setting up a speech call, it shall superimpose the tone on top of the downlink audio (if any), for the duration given in the command. The progress or current state of the call shall not be affected in any way. The ME shall send the TERMINAL RESPONSE (Command performed successfully) as soon as possible after the tone has been completed and, if an alpha identifier was included and displayed, the screen is available for subsequent information display.
- If the ME is not in or setting up a speech call, it shall route the audio to the external ringer, or other appropriate audio device, and play the tone for the duration given in the command. The ME shall send the TERMINAL RESPONSE (Command performed successfully) as soon as possible after the tone has been completed and, if an alpha identifier was included and displayed, the screen is available for subsequent information display.
- If the user has indicated the need to end the proactive SIM application session while the ME plays the tone, the ME shall stop playing the tone and shall send a TERMINAL RESPONSE with "Proactive SIM application session terminated by the user" result value.
- If ME support for the specific tone requested is optional, and the ME does not support this particular tone, the ME shall inform the SIM using TERMINAL RESPONSE (Command beyond ME's capabilities).

This proactive command contains no information on how a call is progressing; therefore the ME shall not generate any verbal indication or display any text or graphical indication about the normal meaning of this tone (e.g. display "called subscriber busy"). If the SIM wishes to convey a meaning in text to the user, it shall do this through the alpha identifier data object and/or an icon (see 6.5.4).

The use of this alpha identifier by the ME is described below:

- If the alpha identifier is provided by the SIM and is not a null data object, the ME shall use it to inform the user. If an icon is provided by the SIM, the icon indicated in the command may be used by the ME to inform the user, in addition to, or instead of the alpha identifier, as indicated with the icon qualifier (see subclause 6.5.4).
- If the alpha identifier is provided by the SIM and is a null data object (i.e. length = '00' and no value part), the ME should not give any information to the user.
- If the alpha identifier is not provided by the SIM, the ME may give information to the user concerning what is happening.

If the ME is required to generate a supervisory tone due to the progress of the current call (e.g. the network sends the ME call control cause information) as defined in TS 02.40 [18], then the call supervisory tone shall take precedence over the tone requested by the SIM.

## 6.4.6 POLL INTERVAL

This procedure negotiates how often the ME shall send STATUS commands related to Proactive Polling (defined in TS 11.11 [20]). The SIM indicates the poll interval it requests from then onwards, and the ME responds through TERMINAL RESPONSE with the maximum interval that it will use. If the ME does not support the poll interval requested by the SIM, then the ME shall respond with the closest interval to the one requested by the SIM, or, if the intervals the ME can offer are equidistant (higher and lower) from the SIM's request, the ME shall respond with the lower interval of the two.

Applications on the SIM should not request short time intervals for an extended period, as this will have an adverse effect on battery life.

## 6.4.7 REFRESH

The purpose of this command is to enable the ME to be notified of the changes to the SIM configuration that have occurred as the result of a SIM application activity. It is up to the SIM application to ensure that this is done correctly.

The command supports five different modes:

- SIM Initialization. This mode tells the ME to carry out SIM initialization as it is defined in TS 11.11 [20], starting after the CHV1 verification procedure. The ME shall not reset the SIM electrically.
- File Change Notification. This mode advises the ME of the identity of the EFs that have been changed (in structure and/or contents) in the SIM. This information can be used by the ME if there is an image of SIM EFs (e.g. the ADN file) in the ME's memory, to determine whether it needs to update this image.
- SIM Initialization and File Change Notification. This is a combination of the first two modes above.
- SIM Initialization and Full File Change Notification. This mode causes the ME to perform the SIM initialization procedure of the first mode above and advises the ME that several EFs have been changed (in structure or contents) in the SIM. If there is an image of SIM EFs in the ME's memory, the ME shall completely update this image.
- SIM Reset. This mode causes the ME to run the GSM session termination procedure and to deactivate the SIM in accordance with TS 11.11 [20]. Subsequently, the ME activates the SIM again and starts a new card session. In case of a 3 Volt technology ME, the ME shall restart the SIM with the same supply voltage as in the previous session, if the ME can ensure that the SIM has not been changed in between. Otherwise, the ME shall perform the supply voltage switching in accordance with TS 11.12 [21]. The ME shall not send the TERMINAL RESPONSE; this is an exception from the normal procedure, where TERMINAL RESPONSE is sent after completion of the command. The SIM Application shall interpret a new activation of the contacts of the SIM as an implicit TERMINAL RESPONSE. The SIM Reset mode is used when a SIM application requires ATR or complete SIM initialization procedures to be performed. SIM Applications should take into account that early implementations of SIM Application Toolkit in some MEs may send a TERMINAL RESPONSE after performing the REFRESH command involving resetting the SIM electrically.

If the ME performs the REFRESH command successfully for only those EFs indicated in the mode, the ME shall inform the SIM using TERMINAL RESPONSE (OK), after it has completed its refreshing.

For REFRESH commands with mode other than "SIM Reset", it is permissible for the ME, as part of its execution of the REFRESH command, to read EFs in addition to those notified by the SIM, or to perform a SIM initialisation, provided that the procedure executed wholly encompasses the mode requested by the SIM. The ME shall not electrically reset the SIM. If the ME does the refreshing successfully, it shall inform the SIM using TERMINAL RESPONSE (Refresh performed with additional EFs read), after the ME has completed its refreshing. It should be noted that reading additional EFs will lengthen the refresh procedure.

If the ME receives a REFRESH command while in a state where execution of the command would be unacceptable, upsetting the current user operation (e.g. notification during a call that the IMSI has changed), the ME shall inform the SIM using TERMINAL RESPONSE (ME currently unable to process command - currently busy on call) or TERMINAL RESPONSE (ME currently unable to process command - screen is busy) as appropriate.

**NOTE:** Many MEs copy an image of the SIM's memory to the ME at initialization to speed up access to these fields during a GSM session. One of the purposes of this coding of the REFRESH command is to enable MEs to change such an image efficiently.

If, on receipt of the REFRESH command, the ME replies that it is busy (e.g. in call or navigating menus), the toolkit application may shorten the polling interval utilising the POLL INTERVAL command in order to resend the REFRESH command more frequently.

It is recommended for the ME to minimise the use of sending temporary problem TERMINAL RESPONSE, as during the period between the SIM issuing a REFRESH command and the ME performing the refresh procedure, there may be inconsistencies between data held in the ME and in the SIM. However, responsibility for retrying of all pro-active commands lies with the SIM Application.

### 6.4.7.1 EF<sub>IMSI</sub> changing procedure

When EF<sub>IMSI</sub> is changed via Data Download or a SIM Toolkit application and a REFRESH command is issued by the SIM the following rules apply to the SIM Toolkit and ME:

- SIM Initialization. This command shall not be used if EF<sub>IMSI</sub> is changed, as the behaviour of the MS is unpredictable.
- File Change Notification. This command shall not be used if EF<sub>IMSI</sub> is changed, as the behaviour of the MS is unpredictable.
- SIM Initialization and File Change Notification. If EF<sub>IMSI</sub> is part of the file change notification, the ME shall invoke the MM Restart procedure defined in 03.22 [28].
- SIM Initialization and Full File Change Notification. The ME shall invoke the MM Restart procedure defined in 03.22 [28].
- SIM Reset. Normal SIM Reset procedure is carried out.

If EF<sub>IMSI</sub> is to be updated, neither EF<sub>IMSI</sub> nor EF<sub>LOC1</sub> shall be updated in the SIM before the phase request procedure has been executed by the ME.

## 6.4.8 SET UP MENU

The SIM shall supply a set of menu items, which shall be integrated with the menu system (or other MMI facility) in order to give the user the opportunity to choose one of these menu items at his own discretion. Each item comprises a short identifier (used to indicate the selection), a text string and optionally an icon identifier, contained in an item icon identifier list data object located at the end of the list of items.

The SIM shall include an alpha identifier, and optionally an icon identifier, which acts as a title for the list of menu items. This icon may be used by the ME to provide an entry into the list of toolkit menu items for the user.

If an icon is provided by the SIM, the icon(s) indicated in the command may be used by the ME in addition to, or instead of the alpha identifier or text string, as indicated with the icon qualifier (see subclause 6.5.4). Additionally, if soft key preferred is indicated in the command details and soft key for SET UP MENU is supported by the ME and the number of icon items does not exceed the number of soft keys available, then the ME shall display those icons as soft key.

The SIM may include an items next action indicator data object located at the end of the list of items. The inclusion of the items next action indicator is to allow the ME to indicate to the user the consequences of performing the selection of an item.

**NOTE:** The maximum amount of data sent in one proactive SIM command is 256 bytes. It is therefore unavoidable that there is trade-off between the number of items and the length of the descriptive text (the alpha identifier of the SET-UP MENU command and the text strings of the items), e.g. for an average length of 10 bytes per text string the maximum amount of items is 18.

The list of menu items shall then be part of the menu system of the ME and the user is allowed to select an item from this list. The presentation style is left as an implementation decision to the ME manufacturer. However, the ME shall present the menu items in the order given by the SIM, unless instructed otherwise by the user, or when this would be inappropriate for the presentation style of the ME. The menu provided by the SIM in the last SET UP MENU command shall no longer be part of the menu system of the ME if the ME is powered off or the SIM is removed or electrically reset,

Any subsequent SET-UP MENU command replaces the current list of menu items supplied in the previous SET-UP MENU command. The SET-UP MENU command can also be used to remove a menu from the menu system in the ME; see subclause 6.6.7.

When the ME has successfully integrated or removed the list of menu items, it shall send TERMINAL RESPONSE (OK) to the SIM.

When the ME is not able to successfully integrate or remove the list of menu items, it shall send TERMINAL RESPONSE (Command beyond ME's capabilities).

When the user has selected one of the menu items of this menu item list, then the ME shall use the Menu Selection mechanism to transfer the identifier of the selected menu item to the SIM.

If help is available for the command and if the user has indicated the need to get help information on one of the menu items, the ME shall use the Menu Selection mechanism to inform the SIM about this help request.

## 6.4.9 SELECT ITEM

The SIM shall supply a set of items from which the user may choose one. Each item comprises a short identifier (used to indicate the selection), a text string and optionally an icon identifier, contained in an item icon identifier list data object located at the end of the list of items.

Optionally the SIM may include an alpha identifier, and an icon identifier. These are intended to act as a title for the list of items. The SIM may include an items next action indicator data object located at the end of the list of items. The inclusion of the items next action indicator is to allow the ME to indicate to the user the consequences of performing the selection of an item.

The alpha identifier included by the SIM shall be used by the ME as the title for the list of items.

If an icon is provided by the SIM, the icon(s) indicated in the command may be used by the ME in addition to, or instead of the alpha identifier, as indicated with the icon qualifier (see subclause 6.5.4). Additionally, if "selection using soft key preferred" is indicated in the command details and "soft key for SELECT ITEM" is supported by the ME and the number of icons items does not exceed the number of soft keys available, then the ME shall display those icons as soft keys.

**NOTE:** The maximum amount of data sent in one proactive SIM command is 256 bytes. It is therefore unavoidable that there is trade-off between the number of items and the length of the descriptive text (the alpha identifier of the SELECT ITEM command and the text strings of the items), e.g. for an average length of 10 bytes per text string the maximum amount of items is 18.

The ME shall present the list of text strings to the user, and allow the user to select an item from this list. A flag of the command qualifier (see subclause 12.6) indicates whether the list is a choice of navigation options, or a choice of data values. The presentation style is left as an implementation decision to the ME manufacturer. However, the ME shall present the menu items in the order given by the SIM, unless instructed otherwise by the user, or when this would be inappropriate for the presentation style of the ME.

The SIM may supply with the list, if applicable, indication of the default item, e.g. the previously selected item.

When the user has selected an item, the ME shall send TERMINAL RESPONSE (OK) to the SIM with the identifier of the item chosen.

- If the user has indicated the need to end the proactive SIM session, the ME shall send a TERMINAL RESPONSE with "Proactive SIM session terminated by the user" result value.
- If the user has indicated the need to go backwards in the proactive SIM session, the ME shall send a TERMINAL RESPONSE with "Backward move in the proactive SIM session requested by the user" result value.
- If the ME decides that no user response has been received, the ME shall send a TERMINAL RESPONSE with "No response from user" result value.
- If help information is available for the command and if the user has indicated the need to get help information, the ME shall send a TERMINAL RESPONSE with "help information required by the user" result value to the SIM with the identifier of the item for which the user is requiring help information.

## 6.4.10 SEND SHORT MESSAGE

Two types are defined:

- a short message to be sent to the network in an SMS-SUBMIT message, or an SMS-COMMAND message, where the user data can be passed transparently;
- a short message to be sent to the network in an SMS-SUBMIT message where the text needs to be packed by the ME.

Where the text has been packed, the text string provided by the SIM shall not be longer than 160 characters. It shall use the SMS default 7-bit coded alphabet, packed into 8-bit octets, in accordance with TS 23.038 [5]. The data coding indication contained in the Data Coding Scheme byte shall be "default alphabet". The text length (which is part of the SMS TPDU)

given by the SIM shall state the number of 7-bit characters in the text string. The command details shall indicate "packing not required".

8-bit data Short Messages may be sent by the SIM. The command shall indicate packing not required. The data coding indication contained in the Data Coding Scheme byte shall be "8 bit". The string shall not be longer than 140 bytes, and the length (in SMS TPDU) shall state the number of bytes in the string.

If UCS2 is supported by the ME, 16-bit data Short Messages may be sent by the SIM. The text string provided by the SIM shall not be longer than 70 characters. It shall use the 16-bit UCS2 alphabet format, in accordance with TS 23.038 [5]. The text length (which is part of the SMS TPDU) given by the SIM shall state the number of 16-bit characters in the text string. The command details shall indicate "packing not required".

SMS commands may be sent by the SIM. These shall count as packed text message. The SMS TPDU from the SIM shall indicate SMS-COMMAND. The command details shall indicate "packing not required".

Where packing by the ME is required, the text string provided by the SIM shall not be longer than 160 characters. It shall use the SMS default 7-bit coded alphabet as defined in TS 23.038 [5] with bit 8 set to 0. The text length given by the SIM shall state the number of characters in the text string. The ME shall pack the text string and modify the Data Coding Scheme byte to "default alphabet" in accordance with TS 23.038 [5] before submitting the message to the network.

Optionally, the SIM may include in this command an alpha identifier. The use of this alpha identifier by the ME is described below.

- If the alpha identifier is provided by the SIM and is not a null data object, the ME shall use it to inform the user. This is also an indication that the ME should not give any other information to the user on the fact that the ME is sending a short message. If an icon is provided by the SIM, the icon indicated in the command may be used by the ME to inform the user, in addition to, or instead of the alpha identifier, as indicated with the icon qualifier (see subclause 6.5.4).
- If the alpha identifier is provided by the SIM and is a null data object (i.e. length = '00' and no value part), this is an indication that the ME should not give any information to the user on the fact that the ME is sending a short message.
- If the alpha identifier is not provided by the SIM, the ME may give information to the user concerning what is happening.

If the ME is capable of SMS-MO, then it shall send the data as a Short Message TPDU to the destination address. The ME shall give the result to the SIM using TERMINAL RESPONSE (indicating successful or unsuccessful transmission of the Short Message) after receiving an SMS RP-ACK or RP-Error from the network. If an alpha identifier was provided by the SIM, the ME should not give any information to the user at the reception of SMS RP-ACK or RP-Error.

If the Short Message TPDU is unsuccessfully received by the network (e.g. the reception of a CP-ERROR), the ME shall inform the SIM using TERMINAL RESPONSE (network currently unable to process command). If a null alpha identifier was provided by the SIM, the ME should not give any information to the user at the unsuccessful network reception.

The destination address and the SMSC address included in the SEND SHORT MESSAGE proactive command shall not be checked against those of the FDN list, even if the Fixed Dialling Number service is enabled.

## 6.4.11 SEND SS

Upon receiving this command, the ME shall decide if it is able to execute the command. Examples are given below, but the list is not exhaustive:

- if the command is rejected because the ME is busy on an SS transaction, the ME informs the SIM using TERMINAL RESPONSE (ME unable to process command - currently busy on SS transaction);
- if the command is rejected because the ME is busy on a USSD transaction, the ME shall inform the SIM using TERMINAL RESPONSE (ME unable to process command - currently busy on USSD transaction);
- if the command is rejected because the ME does not support that Supplementary Service, the ME informs the SIM using TERMINAL RESPONSE (Command beyond ME's capabilities).

If the ME is able to send the SS request, the ME shall:

- send the SS request immediately, without need to alert the user first;
- optionally, the SIM may include in this command an alpha-identifier. The use of this alpha-identifier by the ME is described below:
  - if the alpha identifier is provided by the SIM and is not a null data object, the ME shall use it to inform the user. This is also an indication that the ME should not give any other information to the user on the fact that the ME is sending a SS request. If an icon is provided by the SIM, the icon indicated in the command may be used by the ME to inform the user, in addition to, or instead of the alpha identifier, as indicated with the icon qualifier (see subclause 6.5.4);
  - if the alpha identifier is provided by the SIM and is a null data object (i.e. length = '00' and no value part), this is an indication that the ME should not give any information to the user on the fact that the ME is sending an SS request;
  - if the alpha identifier is not provided by the SIM, the ME may give information to the user concerning what is happening.
- once an SS Return Result message not containing an error has been received from the network, the ME shall inform the SIM that the command has been successfully executed, using TERMINAL RESPONSE. This command shall include the contents of SS Return Result as additional data.  
If a null alpha identifier was provided by the SIM, the ME should not give any information to the user at the reception of an SS Return Result message;
- if the command is rejected because the network cannot support or is not allowing the Supplementary Service request, the ME informs the SIM using TERMINAL RESPONSE (SS Return Result error code).  
If a null alpha identifier was provided by the SIM, the ME should not give any information to the user at the reception of a SS Return Result message;
- if the SS request is unsuccessfully received by the network, the ME shall inform the SIM using TERMINAL RESPONSE (network currently unable to process command), and not retry to send the request.  
If a null alpha identifier was provided by the SIM, the ME should not give any information to the user at the reception of a SS Return Result message.

If the ME supports the Last Number Dialed service, the ME shall not store in EF<sub>LND</sub> the supplementary service control string sent by the SIM in this command.

The supplementary service control string included in the SEND SS proactive command shall not be checked against those of the FDN list, even if the Fixed Dialling Number service is enabled.

## 6.4.12 SEND USSD

Upon receiving this command, the ME shall decide if it is able to execute the command. Examples are given below, but the list is not exhaustive:

- If the command is rejected because the ME is busy on a USSD transaction, the ME informs the SIM using TERMINAL RESPONSE (ME unable to process command - currently busy on USSD transaction);
- If the command is rejected because the ME is busy on a SS transaction, the ME informs the SIM using TERMINAL RESPONSE (ME unable to process command - currently busy on SS transaction).

If the ME is able to send the USSD request, the ME shall:

- send the USSD immediately, without need to alert the user first;
- optionally, the SIM may include in this command an alpha-identifier. The use of this alpha-identifier by the ME is described below:
  - If the alpha identifier is provided by the SIM and is not a null data object, the ME shall use it to inform the user. This is also an indication that the ME should not give any other information to the user on the fact that the ME is sending a USSD request. If an icon is provided by the SIM, the icon indicated in the command may be used by the ME to inform the user, in addition to, or instead of the alpha identifier, as indicated with the icon qualifier (see subclause 6.5.4).



- If the alpha identifier is provided by the SIM and is a null data object (i.e. length = '00' and no value part), this is an indication that the ME should not give any information to the user on the fact that the ME is sending a USSD request.
- If the alpha identifier is not provided by the SIM, the ME may give information to the user concerning what is happening.
- once the USSD transaction is initiated, a dialogue between the network and the user may occur which involves the MMI of the ME. If an alpha identifier was initially provided by the SIM, this alpha identifier may be discarded during this dialogue;
- once a RELEASE COMPLETE message containing the USSD Return Result message not containing an error has been received from the network, the ME shall inform the SIM that the command has been successfully executed, using TERMINAL RESPONSE. This command shall include the text contained in the USSD Return Result in a Text String data object. If a null alpha identifier was provided by the SIM, the ME should not give any information to the user at the reception of a USSD Return Result message;
- if the MS clears the transaction by sending a RELEASE COMPLETE upon request of the user, the ME shall inform the SIM using TERMINAL RESPONSE (USSD transaction terminated by user);
- if the USSD operation is rejected because the network cannot support or is not allowing mobile initiated USSD, the ME informs the SIM using TERMINAL RESPONSE (USSD Return Result error code). If a null alpha identifier was provided by the SIM, the ME should not give any information to the user at the reception of a USSD Return Result message;
- if the USSD request is unsuccessfully received by the network, the ME shall inform the SIM using TERMINAL RESPONSE (network currently unable to process command), and not retry to send the request. If a null alpha identifier was provided by the SIM, the ME should not give any information to the user at the reception of a USSD Return Result message.

### 6.4.13 SET UP CALL

Three types are defined:

- set up a call, but only if not currently busy on another call;
- set up a call, putting all other calls (if any) on hold;
- set up a call, disconnecting all other calls (if any) first.

For each of these types, the SIM may request the use of an automatic redial mechanism according to TS 02.07 [19]. The SIM may also request an optional maximum duration for the redial mechanism. The ME shall attempt at least one call set-up.

In addition to the called party number, the command may contain capability configuration parameters (giving the bearer capability to request for the call) and the called party subaddress. The ME shall use these in its call set-up request to the network, if supported by the ME. The command may also include DTMF digits, which the ME shall send to the network after the call has connected. The ME shall not locally generate audible DTMF tones and play them to the user.

**NOTE:** On the downlink audio, DTMF tones reflected by the network may be heard.

It is possible for the SIM to request the ME to set up an emergency call by supplying the number "112" as called party number. If the SIM supplies a number stored in EF<sub>ECC</sub>, this shall not result in an emergency call.

If the Fixed Dialling Number service is enabled, the number included in the SET UP CALL proactive command shall not be checked against those of the FDN list.

Upon receiving this command, the ME shall decide if it is able to execute the command. Examples are given below, but the list is not exhaustive:

- If the command is rejected because the ME is busy on another call, the ME informs the SIM using TERMINAL RESPONSE (ME unable to process command - currently busy on call);
- If the command is rejected because the ME is busy on a SS transaction, the ME informs the SIM using TERMINAL RESPONSE (ME unable to process command - currently busy on SS transaction);

- If the command is rejected because the ME cannot support Call Hold, because the ME does not support Called Party Subaddress or because the ME does not support the capability configuration parameters requested by the SIM, the ME informs the SIM using TERMINAL RESPONSE (Command beyond ME's capabilities);
- If the command is rejected because the network cannot support or is not allowing Call Hold of a multi party call, the ME informs the SIM using TERMINAL RESPONSE (SS Return Result error code).
- If the command is rejected because the network cannot support or is not allowing Call Hold of a single call, the ME informs the SIM using TERMINAL RESPONSE (Network currently unable to process command).

If the ME is able to set up the call on the serving network, the ME shall:

- Alert the user (as for an incoming call). This is the confirmation phase.
- Optionally, the SIM may include in this command an alpha-identifier. The use of this alpha-identifier by the ME is described below :

If Second Alpha Identifier in SET UP CALL is supported by ME:

- If the first alpha identifier is provided by the SIM and is not a null data object, the ME shall use it during the user confirmation phase. This is also an indication that the ME should not give any other information to the user during the user confirmation phase. If an icon is provided by the SIM, the icon indicated in the command may be used by the ME to inform the user, in addition to, or instead of the alpha identifier, as indicated with the icon qualifier (see subclause 6.5.4).
- If the first alpha identifier is not provided by the SIM or is a null data object (i.e. length = '00' and no value part), the ME may give information to the user.
- If the second alpha identifier (i.e the one after the mandatory address object) is provided by the SIM and is not a null data object, the ME shall use it during the call set-up phase and during the call. If an icon is provided by the SIM, the icon indicated in the command may be used by the ME to inform the user, in addition to, or instead of the alpha identifier, as indicated with the icon qualifier (see subclause 6.5.4).
- If the second alpha identifier is not provided by the SIM or is a null data object (i.e. length = '00' and no value part), the ME may give information to the user.

If Second Alpha Identifier in SET UP CALL is not supported by ME:

- If the alpha identifier is provided by the SIM, the ME shall use it to inform the user, at the latest when the user is alerted. The ME may also use it to inform the user during the call set-up. If an icon is provided by the SIM, the icon indicated in the command may be used by the ME to inform the user, in addition to, or instead of the alpha identifier, as indicated with the icon qualifier (see subclause 6.5.4).
- If the user accepts the call, the ME shall then set up a call to the destination address given in the response data, with the relevant capability configuration parameters and called party subaddress (if provided by the SIM);
- If the user does not accept the call, or rejects the call, then the ME informs the SIM using TERMINAL RESPONSE (user did not accept the proactive command). The operation is aborted;
- If the user has indicated the need to end the proactive SIM session, the ME shall send a TERMINAL RESPONSE with "Proactive SIM session terminated by the user" result value.
- Optionally, during call set-up, the ME can give some audible or display indication concerning what is happening;
- Once a CONNECT message has been received from the network (defined in TS 04.08), the ME shall inform the SIM that the command has been successfully executed, using TERMINAL RESPONSE. Operation of the call then proceeds as normal.

If the first call set-up attempt is unsuccessful:

- If the SIM did not request redial then the ME shall inform the SIM using TERMINAL RESPONSE (network currently unable to process command), and not redial to set-up the call;
- If the SIM requested redial, then the ME may automatically redial the call (depending on its capability/configuration). In this case, the ME shall not send a command result to the SIM concerning the first or

any subsequent failed set-up attempts. If the call set-up has not been successful, and the ME is not going to perform any more redials, or the time elapsed since the first call set-up attempt has exceeded the duration requested by the SIM, then the ME shall inform the SIM using TERMINAL RESPONSE (network currently unable to process command), and the redial mechanism shall be terminated;

- If the user stops the call set-up attempt or the redial mechanism before a result is received from the network, the ME informs the SIM using TERMINAL RESPONSE (user cleared down call before connection or network release).

If the ME supports the Last Number Dialed service, the ME shall not store in EF<sub>LND</sub> the call set-up details (called party number and associated parameters) sent by the SIM in this command.

## 6.4.14 POLLING OFF

This command disables the Proactive Polling (defined in TS 11.11 [20]). SIM Presence Detection (defined in TS 11.11 [20]) is not affected by this command.

## 6.4.15 PROVIDE LOCAL INFORMATION

This command requests the ME to send current local information to the SIM. At present, this information is restricted to:

- location information: the mobile country code (MCC), mobile network code (MNC), location area code (LAC) and cell ID of the current serving cell;
- the IMEI of the ME;
- the Network Measurement Results and the BCCH channel list;
- the current date, time and time zone;
- the current ME language setting;
- and the Timing Advance.

The ME shall return the requested local information within a TERMINAL RESPONSE. Where location information or Network Measurement Results has been requested and no service is currently available, then the ME shall return TERMINAL RESPONSE (ME currently unable to process command - no service). Where location information or Network Measurement Results has been requested and the ME is on limited service (e.g. emergency calls only), the ME shall return the data requested in the TERMINAL RESPONSE with the general result (Limited Service).

If the NMR are requested and a call is in progress, the value of all the returned parameters provided by the ME in the response to the command will be valid. The NMR returned when a call is in progress from MEs supporting multiband operation, shall be according to the value of the multiband reporting parameter as defined in TS 04.08 [8]. If a call is not in progress (i.e. ME is in idle mode) some of the returned parameters (e.g. RXQUAL) may be invalid. In idle mode, MEs supporting multiband operation shall ignore the value of the multiband reporting parameter and the NMR returned shall be as defined in TS 04.08 [8] when the multiband reporting parameter equals zero.

NOTE 1: When in idle mode, the only information element on which it is possible to rely on is the RXLEV-FULL-SERVING-CELL, which contains the value of the received signal strength on the BCCH of the current serving cell.

NOTE 2: Network Measurement Results are defined in TS 04.08 [8] as Measurement Results.

The ME shall return the current date and time as set by the user. If available, the ME shall also return the time zone known from the network with the NITZ feature (see TS 22.042 [26]). If the time zone information is not available, the ME shall return 'FF' for this element.

If language setting is requested, the ME shall return the currently used language.

If the Timing Advance is requested, the ME shall return the timing advance value that was received from the BTS during the last active dedicated connection (e.g. for call or SMS). Timing advance is defined in TS 04.08 [8]. An ME supporting the Timing Advance feature shall be able to store the last value of timing advance. In addition to the timing advance value, the ME shall return its current status (i.e. ME is in idle mode or not) in order for the application to be aware of potential misinterpretation of the timing advance value. Caution should be taken if using the Timing Advance value for distance measurement as reflections from the external environment (buildings etc.) may affect the accuracy.

## 6.4.16 SET UP EVENT LIST

The SIM shall use this command to supply a set of events. This set of events shall become the current list of events for which the ME is to monitor.

Any subsequent SET UP EVENT LIST command replaces the current list of events supplied in the previous SET UP EVENT LIST command. The SET UP EVENT LIST command can also be used to remove the entire list of events current in the ME; see subclause 6.6.16. The list of events provided by the SIM in the last SET UP EVENT LIST command shall be removed if the ME is powered off or the SIM is removed or electrically reset.

When the ME has successfully accepted or removed the list of events, it shall send TERMINAL RESPONSE (OK) to the SIM.

When the ME is not able to successfully accept or remove the list of events, it shall send TERMINAL RESPONSE (Command beyond ME's capabilities).

When one of the events in the current list occurs, then the ME shall use the Event Download mechanism to transfer details of the event to the SIM; see clause 11.

## 6.4.17 PERFORM CARD APDU

This subclause applies only if class "a" is supported.

This command requests the ME to send an APDU command to the additional card (Card x).

The command includes:

- the additional card reader identifier, which is part of the Device Identities object,
- the APDU command to be performed.

Upon receiving this command, the ME shall decide if it is able to execute the command:

- If the command is rejected because the card reader identity is not valid, the ME informs the SIM using TERMINAL RESPONSE (MultipleCard command error – Card reader not valid);
- If the command is rejected because the card reader is not present or has been removed, the ME informs the SIM using TERMINAL RESPONSE (MultipleCard command error – Card reader removed or not present);
- If the command is rejected because the card is not present or has been removed, the ME informs the SIM using TERMINAL RESPONSE (MultipleCard command error – Card removed or not present);
- If the command is rejected because the card reader is busy, the ME informs the SIM using TERMINAL RESPONSE (MultipleCard command error – Card reader busy);
- If the command is rejected because the card is not powered on, the ME informs the SIM using TERMINAL RESPONSE (MultipleCard command error – Card powered off);
- If the command is rejected because the received C-APDU format is not valid, the ME informs the SIM using TERMINAL RESPONSE (MultipleCard command error – C-APDU format error).

If the ME is able to transfer the C-APDU to the addressed card, the ME shall:

- Transfer the C-APDU to the addressed card, through the selected ME- Card x protocol;
- Extract the R-APDU data from the addressed card if so requested by the SIM;
- If the command fails because no response is received from Card x, the ME informs the SIM using TERMINAL RESPONSE (MultipleCard command error – Card mute);
- If the command fails because of any form of transmission error, the ME informs the SIM using TERMINAL RESPONSE (MultipleCard command error – Transmission error);
- If the command fails because the ME does not support the protocol used by Card x, the ME informs the SIM using TERMINAL RESPONSE (MultipleCard command error – Protocol not supported).

If the command is performed successfully from a protocol point of view, the ME shall include the R-APDU within the TERMINAL RESPONSE command.

## 6.4.18 POWER OFF CARD

This subclause applies only if class "a" is supported.

This command requests the ME to close a session with the additional card (Card x).

The command includes the additional card reader identifier, which is part of the Device Identities object.

Upon receiving this command, the ME shall decide if it is able to execute the command:

- If the command is rejected because the card reader identity is not valid, the ME informs the SIM using TERMINAL RESPONSE (MultipleCard command error – Card reader not valid);
- If the command is rejected because the card reader is not present or has been removed, the ME informs the SIM using TERMINAL RESPONSE (MultipleCard command error – Card reader removed or not present);
- If the command is rejected because the card is not present or has been removed, the ME informs the SIM using TERMINAL RESPONSE (MultipleCard command error – Card removed or not present);
- If the command is rejected because the card reader is busy, the ME informs the SIM using TERMINAL RESPONSE (MultipleCard command error – Card reader busy).

If the ME is able to execute the command, the addressed Card x shall be deactivated according to ISO/IEC 7816-3 [16].

## 6.4.19 POWER ON CARD

This subclause applies only if class "a" is supported.

This command requests the ME to start a session with the additional card (Card x).

The command includes the additional card reader identifier, which is part of the Device Identities object.

Upon receiving this command, the ME shall decide if it is able to execute the command:

- If the command is rejected because the card reader identity is not valid, the ME informs the SIM using TERMINAL RESPONSE (MultipleCard command error – Card reader not valid);
- If the command is rejected because the card reader is not present or has been removed, the ME informs the SIM using TERMINAL RESPONSE (MultipleCard command error – Card reader removed or not present);
- If the command is rejected because the card is not present or has been removed, the ME informs the SIM using TERMINAL RESPONSE (MultipleCard command error – Card removed or not present);
- If the command is rejected because the card reader is busy, the ME informs the SIM using TERMINAL RESPONSE (MultipleCard command error – Card reader busy).

If the ME is able to execute the command, and the addressed Card x is powered off, the ME shall activate the addressed Card x according to ISO/IEC 7816-3 [16]. If the addressed Card x is already powered on, the ME shall treat the POWER ON CARD command as a warm reset, as defined in ISO/IEC 7816-3 [16].

The ME shall return the Answer To Reset within the TERMINAL RESPONSE command. If no ATR is received, the ME shall inform the SIM using TERMINAL RESPONSE (MultipleCard command error – Card mute).

Application writers are advised that the Card x should not be powered up for longer than necessary due to battery life considerations.

## 6.4.20 GET READER STATUS

This subclause applies only if class "a" is supported.

This command requests the ME to get information about all interfaces or the indicated interface of additional card reader(s). This information is restricted to :

- card reader status;
- card reader identifier.

The ME shall return the requested information from the interfaces to additional card reader(s) within a TERMINAL RESPONSE command.

## 6.4.21 TIMER MANAGEMENT

This command requests the ME to manage timers running physically in the ME. The possible actions on timers are defined below :

- start a timer;
- deactivate a timer;
- get the current value of a timer.

The SIM and the ME are able to manage 8 different timers running in parallel. The possible duration of a timer is between 1 second and 24 hours. The resolution of a timer is 1 second. The precision of the returned value can not be relied upon in all cases due to potential ME activities. When the ME is switched off or the SIM is reset, all timers are deactivated in the ME.

For a given timer,

- when the SIM requests the ME to start the timer with a duration, then :
  - the ME shall start the timer with the duration given by the SIM, even if this timer is already running. When a timer is started, it takes the value given by the SIM, and is then decremented. The ME shall inform the SIM that the command has been successfully executed, using TERMINAL RESPONSE (OK).
- when the SIM requests the ME to deactivate the timer, then :
  - if the timer is running, the ME shall deactivate the timer. This prevents the SIM from receiving unnecessary information at the expiration of a timer. The ME shall pass the current value of the timer (i.e. the duration that remains before the timer elapses) to the SIM, using TERMINAL RESPONSE.
  - if the timer is already deactivated, the ME shall inform the SIM using TERMINAL RESPONSE ('action in contradiction with the current timer state').
- when the SIM requests the ME to get the current value of the timer, then :
  - if the timer is running, the ME shall pass the current value of the timer (i.e. the duration that remains before the timer elapses) to the SIM, using TERMINAL RESPONSE.
  - if the timer is deactivated, the ME shall inform the SIM using TERMINAL RESPONSE ('action in contradiction with the current timer state').

When a timer expires (i.e. reaches zero), the ME shall use the Timer Expiration mechanism to transfer the identifier of the timer that has expired and the difference between the time when this transfer occurs and the time when the timer was initially started. The ME shall then deactivate the timer.

## 6.4.22 SET UP IDLE MODE TEXT

The SIM shall supply a text string, which shall be displayed by the ME as an idle mode text if the ME is able to do it. The presentation style is left as an implementation decision to the ME manufacturer. The idle mode text shall be displayed in a manner that ensures that neither the network name nor the service providers name are affected.

If idle mode text is competing with other information to be displayed on the same area, for instance a CB message, the idle mode text shall be replaced by the other information. It is up to the ME to restore the idle mode text when the other information has no longer to be displayed.

The text shall be removed from the ME's memory and display if either:

- the ME is powered off or;
- the SIM is removed or electrically reset or;
- a REFRESH command occurs with "initialisation" or "reset".

Any subsequent SET UP IDLE MODE TEXT command replaces the current idle mode text of the previous SET UP IDLE MODE TEXT. The SET UP IDLE MODE TEXT command can also be used to remove an idle mode text from the ME; see subclause 6.6.22.

When the ME has successfully integrated or removed an idle mode text, it shall send TERMINAL RESPONSE (OK) to the SIM.

When the ME is not able to successfully integrate or remove the idle mode text, it shall send TERMINAL RESPONSE "Command beyond ME's capabilities" to the SIM.

### 6.4.23 RUN AT COMMAND

This subclause applies only if class "b" is supported by the ME and enabled by the subscriber through the ME.

The SIM uses this command to send an AT Command to the ME as though initiated by an attached TE. The ME shall then return an AT Response within a TERMINAL RESPONSE to the SIM.

If this feature is enabled, the SIM uses this command to send an AT Command to the ME as though initiated by an attached TE. The ME shall then return an AT Response within a TERMINAL RESPONSE to the SIM.

If this feature is disabled or the mobile does not support the RUN AT COMMAND, then if the SIM Application Toolkit receives an instruction from the network to issue the command, the SIM Application Toolkit should return an error indication in accordance with the AT Response set (e.g. as indicated in GSM 27.007 [27]) to the network.

Optionally, the SIM may include in this command an alpha identifier. The use of this alpha identifier by the ME is described below:

- if the alpha identifier is provided by the SIM and is not a null data object, the ME shall use it to inform the user. This is also an indication that the ME should not give any other information to the user on the fact that the ME is performing an AT command. If an icon is provided by the SIM, the icon indicated in the command may be used by the ME to inform the user, in addition to, or instead of the alpha identifier, as indicated with the icon qualifier (see subclause 6.5.4);
- if the alpha identifier is provided by the SIM and is a null data object (i.e. length = '00' and no value part), this is an indication that the ME should not give any information to the user on the fact that the ME is performing an AT command;
- if the alpha identifier is not provided by the SIM, the ME may give information to the user concerning what is happening.

### 6.4.24 SEND DTMF

This command requests the ME to send a DTMF string after a call has been successfully established either by the proactive command SET UP CALL or the user. This command is independent of sending DTMF within the call set up (as defined in the SET UP CALL command) and therefore, can be used at any time during a call.

The ME shall not locally generate audible DTMF tones and play them to the user.

NOTE: On the downlink audio, DTMF tones reflected by the network may be heard.

It shall be possible for the user to deactivate this command.

The sending of a DTMF string applies only to the currently active call.

The TERMINAL RESPONSE indicating that the command has been performed successfully shall be sent after the complete DTMF string has been sent to the network by the ME.

If the command is sent in idle mode, or a call is terminated or put on hold before the complete DTMF string has been sent to the network, the ME shall inform the SIM using TERMINAL RESPONSE '20' with the additional information "Not in speech call".

If the user indicates the need to end the proactive SIM application session whilst the ME is sending the DTMF string, the ME shall stop sending the DTMF string and shall send a TERMINAL RESPONSE with "Proactive SIM application session terminated by the user" result value.

Optionally, the SIM may include in this command an alpha identifier. The use of this alpha identifier by the ME is described below:

- if the alpha identifier is provided by the SIM and is not a null data object, the ME shall use it to inform the user. This is also an indication that the ME should not give any other information to the user on the fact that the ME is performing a SEND DTMF command. If an icon is provided by the SIM, the icon indicated in the command may be used by the ME to inform the user, in addition to, or instead of the alpha identifier, as indicated with the icon qualifier (see subclause 6.5.4);
- if the alpha identifier is provided by the SIM and is a null data object (i.e. length = '00' and no value part), this is an indication that the ME should not give any information to the user on the fact that the ME is performing a SEND DTMF command.

If the alpha identifier is not provided by the SIM, the ME may give information to the user concerning what is happening.

## 6.4.25 LANGUAGE NOTIFICATION

The SIM shall use this command to notify the ME about the language currently used for any text string within proactive commands or envelope command responses.

The notified language stays valid within the ME until the end of the card session or upon executing another LANGUAGE NOTIFICATION command.

When the Toolkit application is not aware of the current Toolkit application language, no specific language is in use or several languages are in use, the SIM may notify non-specific language. This has the effect of cancelling a previous specific LANGUAGE NOTIFICATION.

Two types of language notification are defined:

- specific, where an additional Language object shall be included by the SIM;
- non-specific, where no Language object shall be included by the SIM.

Regardless of whether the ME recognises the notified language or not, the ME shall send TERMINAL RESPONSE (OK) to the SIM.

The ME may use the language included in LANGUAGE NOTIFICATION as appropriate. For instance, this could be done to avoid a mix of languages in screen displays combining ME MMI and SIM Toolkit originating text strings.

## 6.4.26 LAUNCH BROWSER

Upon receiving this command, the ME shall decide if it is able to execute the command. Examples are given below, but the list is not exhaustive:

- if the command is rejected because the browser on the ME is busy or not available, the ME informs the SIM using TERMINAL RESPONSE (ME unable to process command – browser unavailable);
- if the command is rejected because the ME is busy on a SS transaction, the ME informs the SIM using TERMINAL RESPONSE (ME unable to process command – ME currently unable to process command);
- if the command is rejected because the bearer provided in the command is not available, the ME informs the SIM using TERMINAL RESPONSE (ME unable to process command – bearer unavailable).

If the ME is able to execute the command:

- the ME shall inform the SIM that the command has been successfully taken into account, using TERMINAL RESPONSE;
- the SIM shall end the proactive session;
- the ME shall request content using the URL.

If the gateway addresses and/or the bearer objects are present in the command and are non null data objects, then the browser shall use these data to request content using the URL. If the gateway addresses, bearer objects, Provisioning File



Reference, Browser Identity or URL are null objects or missing, then the ME shall use the default values, i.e. the provisioning data defined in [32] for example.

The way the ME requests content using the URL is out of the scope of the present document. This is specified in RFC 1738 [32] Annex K for example.

NOTE: There is a maximum size for the URL that can be given in argument of this proactive command.

## 6.4.27 OPEN CHANNEL

### 6.4.27.1 OPEN CHANNEL for CSD

This subclause applies only if class "e" is supported.

Upon receiving this command, the ME shall decide if it is able to execute the command. The SIM shall indicate whether the ME should establish the link immediately or upon receiving the first transmitted data (on demand).

The SIM provides to the ME a list of parameters necessary to establish a link.

The SIM may request the use of an automatic reconnection mechanism according to TS 02.07 [19]. The SIM may also request an optional maximum duration for the reconnection mechanism. The ME shall attempt at least one link establishment set-up.

The SIM may also request an optional maximum duration for the ME to automatically release the link if no data is exchanged.

If the Fixed Dialling Number service is enabled, the address included in the OPEN CHANNEL proactive command shall not be checked against those of the FDN list.

Upon receiving this command, the ME shall decide if it is able to execute the command. Examples are given below, but the list is not exhaustive:

- If immediate link establishment is requested and the ME is unable to set-up a channel using the exact parameters provided by the SIM, the ME sets up the channel using the best parameters it can support and informs the SIM of the channel identifier and the modified parameters using TERMINAL RESPONSE (Command performed with modification);
- If immediate link establishment is requested and the ME is unable to set-up the link with the network using the exact parameters provided by the SIM, the ME informs the SIM using TERMINAL RESPONSE (Network currently unable to process command). The operation is aborted;
- If on demand link establishment is requested and the ME is unable to set-up a channel using the exact parameters provided by the SIM, the ME sets up the channel using the best parameters it can support and informs the SIM of the channel identifier and the modified parameters using TERMINAL RESPONSE (Command performed with modification);
- If the command is rejected because the ME has no channel left with the requested bearer capabilities, the ME informs the SIM using TERMINAL RESPONSE (Bearer independent protocol error). The operation is aborted;
- If the user does not accept the channel set-up, the ME informs the SIM using TERMINAL RESPONSE (User did not accept the proactive command). The operation is aborted;
- If the user has indicated the need to end the proactive SIM session, the ME informs the SIM using TERMINAL RESPONSE (Proactive SIM session terminated by the user). The operation is aborted;
- If the command is rejected because the ME is busy on another call, the ME informs the SIM using TERMINAL RESPONSE (ME unable to process command - currently busy on call). The operation is aborted;
- If the command is rejected because the ME is busy on a SS transaction, the ME informs the SIM using TERMINAL RESPONSE (ME unable to process command - currently busy on SS transaction). The operation is aborted;

The ME shall inform the SIM that the command has been successfully executed using TERMINAL RESPONSE:

- If immediate link establishment is requested, the ME allocates buffers, sets up the link and informs the SIM and reports the channel identifier using TERMINAL RESPONSE (Command performed successfully);
- If on demand link establishment is requested, the ME allocates buffers, informs the SIM and reports the channel identifier using TERMINAL RESPONSE (Command performed successfully);

If the ME is able to set up the channel on the serving network, the ME shall:

- Alert the user (as for an incoming call). This is the confirmation phase.
- Optionally, the SIM may include in this command an alpha-identifier. The use of this alpha-identifier by the ME is described below :
  - If the alpha identifier is provided by the SIM and is not a null data object, the ME shall use it during the user confirmation phase. This is also an indication that the ME should not give any other information to the user during the user confirmation phase. If an icon is provided by the SIM, the icon indicated in the command may be used by the ME to inform the user, in addition to, or instead of the alpha identifier, as indicated with the icon qualifier (see subclause 6.5.4).
  - If the alpha identifier is not provided by the SIM or is a null data object (i.e. length = '00' and no value part), the ME may give information to the user.

If the user accepts the channel, the ME shall then set up a channel;

- If the user does not accept the channel or rejects the channel, then the ME informs the SIM using TERMINAL RESPONSE (user did not accept the proactive command). The operation is aborted;
- If the user has indicated the need to end the proactive SIM session, the ME shall send a TERMINAL RESPONSE with (Proactive SIM session terminated by the user) result value.
- Optionally, during call set-up, the ME can give some audible or display indication concerning what is happening;

If the first link set-up attempt is unsuccessful:

- If the SIM did not request link re-connection then the ME shall inform the SIM using TERMINAL RESPONSE (network currently unable to process command), and not retry to set-up the link;
- If the SIM requested link re-connection, then the ME may automatically retry to set-up the link (depending on its configuration capabilities). In this case, the ME shall not send a command result to the SIM concerning the first or any subsequent failed set-up attempts. If the link set-up has not been successful, and the ME is not going to perform any more re-tries, or the time elapsed since the first link set-up attempt has exceeded the duration requested by the SIM, then the ME shall inform the SIM using TERMINAL RESPONSE (network currently unable to process command), and the re-try mechanism shall be terminated;
- If the user stops the link set-up attempt or the re-try mechanism before a result is received from the network, the ME informs the SIM using TERMINAL RESPONSE (user cleared down call before connection or network release).

If the ME supports the Last Number Dialed service, the ME shall not store in EF<sub>LND</sub> the channel set-up details (called party number and associated parameters) sent by the SIM in this command.

## 6.4.27.2 OPEN CHANNEL related to GPRS

This subclause applies only if class "e" is supported.

Upon receiving this command, the ME shall decide if it is able to execute the command. The SIM shall indicate whether the ME should establish the link immediately or upon receiving the first transmitted data (on demand).

The SIM provides to the ME a list of parameters necessary to activate a PDP context.

The ME shall attempt at least one PDP context activation.

Upon receiving this command, the ME shall decide if it is able to execute the command. Examples are given below, but the list is not exhaustive:

- If immediate PDP context activation is requested and the ME is unable to set-up a channel using the exact parameters provided by the SIM, the ME sets up the channel using the best parameters it can support and informs the SIM of the channel identifier and the modified parameters using TERMINAL RESPONSE (Command performed with modification);
- If immediate PDP context activation is requested and the ME is unable to activate the PDP context with the network using the exact parameters provided by the SIM, the ME informs the SIM using TERMINAL RESPONSE (Network currently unable to process command). The operation is aborted;
- If on demand link establishment is requested and the ME is unable to set-up a channel using the exact parameters provided by the SIM, the ME sets up the channel using the best parameters it can support and informs the SIM of the channel identifier and the modified parameters using TERMINAL RESPONSE (Command performed with modification);
- If the command is rejected because the ME has no channel left with the requested bearer capabilities, the ME informs the SIM using TERMINAL RESPONSE (Bearer independent protocol error). The operation is aborted;
- If the user does not accept the channel set-up, the ME informs the SIM using TERMINAL RESPONSE (User did not accept the proactive command). The operation is aborted;
- If the user has indicated the need to end the proactive SIM session, the ME informs the SIM using TERMINAL RESPONSE (Proactive SIM session terminated by the user). The operation is aborted;
- If the command is rejected because the class B ME is busy on a call, the ME informs the SIM using TERMINAL RESPONSE (ME unable to process command - currently busy on call). The operation is aborted;
- If the command is rejected because the class B ME is busy on a SS transaction, the ME informs the SIM using TERMINAL RESPONSE (ME unable to process command - currently busy on SS transaction). The operation is aborted;

The ME shall inform the SIM that the command has been successfully executed using TERMINAL RESPONSE:

- If immediate PDP context activation is requested, the ME allocates buffers, activates the PDP context and informs the SIM and reports the channel identifier using TERMINAL RESPONSE (Command performed successfully);
- If on demand PDP context activation is requested, the ME allocates buffers, informs the SIM and reports the channel identifier using TERMINAL RESPONSE (Command performed successfully);

If the ME is able to set up the channel on the serving network, the ME shall then

enter the confirmation phase described hereafter.

- Optionally, the SIM may include in this command an alpha-identifier. The use of this alpha-identifier by the ME is described below :
  - If the alpha identifier is provided by the SIM and is not a null data object, the ME shall use it during the user confirmation phase. This is also an indication that the ME should not give any other information to the user during the user confirmation phase. If an icon is provided by the SIM, the icon indicated in the command may be used by the ME to inform the user, in addition to, or instead of the alpha identifier, as indicated with the icon qualifier (see subclause 6.5.4).
  - If the alpha identifier is provided by the SIM and is a null data object (i.e. length = '00' and no value part), this is an indication that the ME should not give any information to the user or ask for user confirmation.
  - If the alpha identifier is not provided by the SIM, the ME may give information to the user.

If the does not reject the request, the ME shall then set up a channel;

- If the user does not accept the channel or rejects the channel, then the ME informs the SIM using TERMINAL RESPONSE (user did not accept the proactive command). The operation is aborted;
- If the user has indicated the need to end the proactive SIM session, the ME shall send a TERMINAL RESPONSE with (Proactive SIM session terminated by the user) result value.

- Optionally, during PDP context activation, the ME can give some audible or display indication concerning what is happening;
- If the user stops the PDP context activation attempt before a result is received from the network, the ME informs the SIM using TERMINAL RESPONSE (user cleared down call before connection or network release).

### 6.4.27.3 OPEN CHANNEL related to Default (network) Bearer

This subclause applies only if class "e" is supported.

Upon receiving this command, the ME shall decide if it is able to execute the command. The SIM shall indicate whether the ME should establish the link immediately or upon receiving the first transmitted data (on demand).

The ME is responsible for providing the parameters necessary to establish the connection (e.g. APN for GPRS, Address for CSD, ...).

Upon receiving this command, the ME shall decide if it is able to execute the command. Example behaviours are listed in clauses for the selected bearer.

The ME shall inform the SIM that the command has been successfully executed using TERMINAL RESPONSE:

- If immediate connection is requested (link establishment or PDP context activation), the ME allocates buffers, sets up the link or activates the PDP context (depending of the kind of connection), and informs the SIM and reports the channel identifier using TERMINAL RESPONSE (Command performed successfully);
- If on demand connection is requested (link establishment or PDP context activation), the ME allocates buffers, informs the SIM and reports the channel identifier using TERMINAL RESPONSE (Command performed successfully);

If the ME is able to set up the channel on the serving network, the ME shall follow the different actions of the chosen bearer (see appropriate sections).

### 6.4.28 CLOSE CHANNEL

This subclause applies only if class "e" is supported.

This command requests the ME to close the channel corresponding to the Channel identifier.

Upon receiving this command, the ME shall decide if it is able to execute the command:

- If the command is rejected because the channel identifier is not valid, the ME informs the SIM using TERMINAL RESPONSE (Bearer independent protocol error);
- If the command is rejected because the requested channel is in error, the ME informs the SIM using TERMINAL RESPONSE (Bearer independent protocol error);

If the ME is able to process the command:

- the ME shall release the data transfer, discard the remaining data and inform the SIM that the command has been successfully executed, using TERMINAL RESPONSE;
- Optionally, during CLOSE CHANNEL, the ME can give some audible or display indication concerning what is happening. In this intention, the SIM may include in this command an alpha-identifier. The use of this alpha-identifier by the ME is described below:
  - If the alpha identifier is provided by the SIM and is not a null data object, the ME shall use it to indicate the link closing phase. If an icon is provided by the SIM, the icon indicated in the command may be used by the ME to inform the user, in addition to, or instead of the alpha identifier, as indicated with the icon qualifier (see subclause 6.5.4);
  - If the alpha identifier is provided by the SIM and is a null data object (i.e. length = '00' and no value part), this is an indication that the ME should not give any indication to the user during the link closing phase;

- If the alpha identifier is not provided by the SIM, the ME may give an indication to the user during the link closing phase.

## 6.4.29 RECEIVE DATA

This subclause applies only if class "e" is supported.

This command requests the ME to return data from a dedicated Channel identifier according to the number of bytes specified by the SIM.

Upon receiving this command, the ME shall return the data available in the Rx buffer corresponding to the Channel identifier. Examples are given below, but the list is not exhaustive:

If the ME is unable to process the command:

- If the command is rejected because the requested channel is already closed the ME informs the SIM using TERMINAL RESPONSE (Bearer independent protocol error);
- If the user has indicated the need to end the proactive SIM session, the ME informs the SIM using TERMINAL RESPONSE (Proactive SIM session terminated by the user).

If the ME is able to process the command:

- If the requested number of bytes is available in the buffer, the ME shall inform the SIM that the command has been successfully executed, using TERMINAL RESPONSE and return the requested data and the number of bytes remaining in the channel buffer (or FF if more than the maximum bytes remains).
- If the requested number of bytes is available in the buffer but the whole requested data cannot be included in the TERMINAL RESPONSE because of APDU size limits, the ME shall return the maximum number of bytes possible according to the length of other TLVs. The ME shall inform the SIM that the command has been successfully executed, using TERMINAL RESPONSE and shall indicate the number of bytes remaining in the channel buffer (or FF if more than the maximum bytes remains).
- If the requested number of bytes is not yet available in the buffer, the ME shall NOT wait for the requested number of bytes to arrive. The ME shall inform the SIM, using TERMINAL RESPONSE (Command performed with missing information) and returns the data currently available in the channel buffer.
- In the case of packet/datagram transmission, the ME shall put in the Rx buffer a complete packet SDU and only one at one time. For example, if UDP datagrams are received by the ME, the latter shall insert only the SDU of each UDP packet received in the Rx buffer. After one SDU has been downloaded by the SIM (using one or several RECEIVE DATA commands), the ME shall insert the next SDU of UDP datagram, and so on.
- Optionally, the SIM may include in the command an alpha identifier. The use of this alpha identifier by the ME is described below:
  - If the alpha identifier is provided by the SIM, the ME shall use it to inform the user. The ME may also use it to inform the user during data transfer. If an icon is provided by the SIM, the icon indicated in the command may be used by the ME to inform the user, in addition to, or instead of the alpha identifier, as indicated with the icon qualifier (see subclause 6.5.4);
  - If the alpha identifier is provided by the SIM and is a null data object (i.e. length = '00' and no value part), this is an indication that the ME should not inform the user during data transfer;
  - If the alpha identifier is not provided by the SIM, the ME may inform the user during data transfer.

## 6.4.30 SEND DATA

This subclause applies only if class "e" is supported.

This command requests the ME to send data through a previously set up data channel corresponding to a dedicated Channel identifier. The SIM informs the ME if the data is :

- to be sent immediately;
- or to be stored in a Tx buffer. Then it is up to the ME to manage the data sending in order to use the bearer in an optimised way. To send the data stored in a Tx buffer, the ME shall be notified by a "send data immediately" and it shall consider the data presently and previously concatenated in its Tx buffer as one SDU, and send it in only one PDU. The Tx buffer shall then be emptied before returning the TERMINAL RESPONSE to the SIM and allowing new SIM sending.

Upon receiving this command, the ME shall either immediately send data or store provided data into the Tx buffer corresponding to the Channel identifier. Examples are given below, but the list is not exhaustive:

- If the ME is unable to process the command:
  - If the command is rejected because the requested channel is already closed the ME informs the SIM using TERMINAL RESPONSE (Bearer Independent Protocol error – channel identifier not valid);
  - If the command is rejected because the ME could not establish the link (after OPEN CHANNEL (on demand)) or the link was dropped, the ME informs the SIM using TERMINAL RESPONSE (Bearer Independent Protocol error – channel closed);
  - If the command is rejected because the channel is temporarily unavailable the ME informs the SIM using TERMINAL RESPONSE (ME currently unable to process command);
  - If the requested number of bytes of empty space is not yet available in the buffer the ME informs the SIM using TERMINAL RESPONSE (Bearer Independent Protocol error);
  - If the user has indicated the need to end the proactive SIM session, the ME informs the SIM using TERMINAL RESPONSE (Proactive SIM session terminated by the user).
- If the ME is able to process the command:
  - if the requested number of bytes of empty space is available in the buffer the ME shall inform the SIM that the command has been successfully executed, using TERMINAL RESPONSE and return the number of bytes of empty space available in the Tx buffer (or FF if more than 255 bytes are available);
  - in the case of packet/datagram transmission, the structure of the SDU sent by the SIM to the ME shall be fully respected while sending to the ME external interface. The size of the SDU is therefore limited by the size of the packet PDU sent over the ME external interface. In order to send one complete SDU, the SAT application may fill the Tx buffer with several SEND DATA commands, if necessary. Then the ME shall send the complete SDU in one packet PDU;
  - Optionally, the SIM may include in the command an alpha identifier. The use of this alpha identifier by the ME is described below:
    - if the alpha identifier is provided by the SIM, the ME shall use it to inform the user. The ME may also use it to inform the user during data transfer. If an icon is provided by the SIM, the icon indicated in the command may be used by the ME to inform the user, in addition to, or instead of the alpha identifier, as indicated with the icon qualifier (see subclause 6.5.4);
    - if the alpha identifier is provided by the SIM and is a null data object (i.e. length = '00' and no value part), this is an indication that the ME should not inform the user during data transfer;
    - if the alpha identifier is not provided by the SIM, the ME may inform the user during data transfer.

### 6.4.31 GET CHANNEL STATUS

This subclause applies only if class "e" is supported.

This command requests the ME to return a Channel status data object for each dedicated Channel identifier. The ME shall return the requested information concerning the channel(s) within a TERMINAL RESPONSE command.

## 6.5 Common elements in proactive SIM commands

### 6.5.1 Command number

The command number is to cater for the future possibility of multiple ongoing commands (i.e. when the SIM issues further commands before receiving the response to the ongoing command). The implications of such multiple ongoing commands have not been elaborated at this stage of the toolkit specification.

Each command issued by a proactive SIM during a GSM session shall have its own command number. Command numbers may take any hexadecimal value between '01' and 'FE'. The command number is held in the command details data object.

The SIM is responsible for assigning the command number.

The ME shall keep a record of the status of each command and its command number, until the ME gives the result of the command to the SIM, using TERMINAL RESPONSE. After this, the ME may erase all internal records concerning this command. The command number is then free for allocation by the SIM to a new command.

When the MS is powered off and on, the details of any ongoing command shall be reset. The ME shall not be expected to know the status of commands issued in a previous GSM session.

### 6.5.2 Device identities

This data object gives the devices which are the source and destination for the instruction. Only certain combinations of source and destination devices are allowed for each proactive command. These are given in clause 14 of this document.

### 6.5.3 Alpha identifier

Many of the commands include an alpha identifier data object. This is intended to be a short one or two word identifier which shall be displayed on screen by the ME at the same time as the SIM command is performed. If longer text strings are required to be displayed on the screen, the SIM shall send a separate DISPLAY command.

### 6.5.4 Icon identifiers

Some commands may provide an icon identifier. Icons are intended to enhance the MMI by providing graphical information to the user. The display of icons is optional for the ME. If icons are provided by the SIM, the related alpha identifier or text string shall be present and not a null string.

The SIM indicates to the ME whether the icon replaces an alpha identifier or text string, or whether it accompanies it (see subclause 12.32).

If both an alpha identifier or text string, and an icon are provided with a proactive command, and both are requested to be displayed, but the ME is not able to display both together on the screen, then the alpha identifier or text string takes precedence over the icon.

If the SIM provides an icon identifier with a proactive command, then the ME shall inform the SIM if the icon could not be displayed by sending the general result "Command performed successfully, but requested icon could not be displayed".

If the ME receives an icon and either an empty, or no, alpha identifier/text string is given by the SIM, then the ME shall reject the command with general result "Command data not understood by ME".

NOTE: Application designers should be aware that icons provided by the application may not be displayed by the ME.

## 6.6 Structure of proactive SIM commands

The general structure of proactive SIM commands using TLV objects is described in annex D.

## 6.6.1 DISPLAY TEXT

Description	Section	M/O	Min	Length
Proactive SIM command Tag	13.2	M	Y	1
Length (A+B+C+D+E)	-	M	Y	1 or 2
Command details	12.6	M	Y	A
Device identities	12.7	M	Y	B
Text string	12.15	M	Y	C
Icon identifier	12.31	O	N	D
Immediate response	12.43	O	N	E

## 6.6.2 GET INKEY

Description	Section	M/O	Min	Length
Proactive SIM command Tag	13.2	M	Y	1
Length (A+B+C+D)	-	M	Y	1 or 2
Command details	12.6	M	Y	A
Device identities	12.7	M	Y	B
Text string	12.15	M	Y	C
Icon identifier	12.31	O	N	D

- Text string  
Contents: text for the ME to display in conjunction with asking the user to respond.

## 6.6.3 GET INPUT

Description	Section	M/O	Min	Length
Proactive SIM command Tag	13.2	M	Y	1
Length (A+B+C+D+E+F)	-	M	Y	1 or 2
Command details	12.6	M	Y	A
Device identities	12.7	M	Y	B
Text string	12.15	M	Y	C
Response length	12.11	M	Y	D
Default Text	12.23	O	N	E
Icon identifier	12.31	O	N	F

- Text string  
Contents: text for the ME to display in conjunction with asking the user to respond.
- Response length  
Contents: the minimum and maximum acceptable lengths in characters (see subclause 6.4.3) for the response from the user.
- Default Text  
Contents: text for the ME to display, corresponds to a default text string offered by the SIM.



## 6.6.4 MORE TIME

Description	Section	M/O	Min	Length
Proactive SIM command Tag	13.2	M	Y	1
Length (A+B)	-	M	Y	1 or 2
Command details	12.6	M	Y	A
Device identities	12.7	M	Y	B

## 6.6.5 PLAY TONE

Description	Section	M/O	Min	Length
Proactive SIM command Tag	13.2	M	Y	1
Length (A+B+C+D+E+F)	-	M	Y	1 or 2
Command details	12.6	M	Y	A
Device identities	12.7	M	Y	B
Alpha identifier	12.2	O	N	C
Tone	12.16	O	N	D
Duration	12.8	O	N	E
Icon identifier	12.31	O	N	F

### Tone

Contents: the standard supervisory tone or proprietary ME tone that the ME shall generate, either on its own or on top of the downlink audio path. If no tone is specified, then the ME shall default to "general beep".

NOTE: Some supervisory tones are optional for mobile equipment (see TS 02.40 [18]).

### - Duration

Contents: the length of time for which the ME shall generate the tone, if the tone is continuous or repeatable. For single tones, the value of this data object shall be ignored by the ME. If no duration is specified, the ME shall default to a duration determined by the ME manufacturer.

## 6.6.6 POLL INTERVAL

Description	Section	M/O	Min	Length
Proactive SIM command Tag	13.2	M	Y	1
Length (A+B+C)	-	M	Y	1 or 2
Command details	12.6	M	Y	A
Device identities	12.7	M	Y	B
Duration	12.8	M	Y	C

### - Duration

Contents: the maximum interval between two STATUS commands related to Proactive Polling.

## 6.6.7 SET-UP MENU

Description	Section	M/O	Min	Length
Proactive SIM command Tag	13.2	M	Y	1
Length (A+B+C+D1+D2+...Dn+E+F+G)	-	M	Y	1 or 2
Command details	12.6	M	Y	A
Device identities	12.7	M	Y	B
Alpha identifier	12.2	M	Y	C
Item data object for item 1	12.9	M	Y	D1
Item data object for item 2	12.9	O	N	D2
.....	12.9	O	N	Dx
Item data object for last item in list	12.9	O	N	Dn
Items Next Action Indicator	12.24	O	N	E
Icon identifier	12.31	O	N	F
Item Icon identifier list	12.32	O	N	G

The SET-UP MENU command BER-TLV data object shall contain Item SIMPLE-TLV data objects. Each Item data object contains an item in the list, for the user to choose. The length of each Item data object may be different. Within a list, each Item shall have a unique item identifier.

If the "Item data object for item 1" is a null data object (i.e. length = '00' and no value part), this is an indication to the ME to remove the existing menu from the menu system in the ME.

If the SIM provides an Items Next Action Indicator data object, the comprehension required flag shall be set to '0'.

The SIM may provide a title icon identifier data object and/or an item icon identifier list data object. The item icon identifier data object contains an icon identifier for each item.

## 6.6.8 SELECT ITEM

Description	Section	M/O	Min	Length
Proactive SIM command Tag	13.2	M	Y	1
Length (A+B+C+D1+D2+...Dn+E+F+G+H)	-	M	Y	1 or 2
Command details	12.6	M	Y	A
Device identities	12.7	M	Y	B
Alpha identifier	12.2	O	N	C
Item data object for item 1	12.9	M	Y	D1
Item data object for item 2	12.9	O	N	D2
.....	12.9	O	N	Dx
Item data object for last item in list	12.9	O	N	Dn
Items Next Action Indicator	12.24	O	N	E
Item Identifier	12.10	O	N	F
Icon identifier	12.31	O	N	G
Item Icon identifier list	12.32	O	N	H

The SELECT ITEM command BER-TLV data object shall contain Item SIMPLE-TLV data objects. Each Item data object contains an item in the list, for the user to choose. The length of each Item data object may be different. Within a list, each Item shall have a unique item identifier. The SELECT ITEM command BER-TLV data object may contain a single Item Identifier data object as an indication of the default item. The Comprehension Required flag in the Item Identifier data object shall be set to 0, indicating that it is not mandatory for the ME to support indication of the default item.

If the SIM provides an Items Next Action Indicator data object, the comprehension required flag shall be set to '0'.

The SIM may provide a title icon identifier data object and/or an item icon identifier list data object. The item icon identifier data object contains an icon identifier for each item.

## 6.6.9 SEND SHORT MESSAGE

Description	Section	M/O	Min	Length
Proactive SIM command Tag	13.2	M	Y	1
Length (A+B+C+D+E+F)	-	M	Y	1 or 2
Command details	12.6	M	Y	A
Device identities	12.7	M	Y	B
Alpha identifier	12.2	O	N	C
Address	12.1	O	N	D
SMS TPDU (SMS-SUBMIT or SMS-COMMAND)	12.13	M	Y	E
Icon identifier	12.31	O	N	F

The address data object holds the RP\_Destination\_Address of the Service Centre. If no RP\_Destination\_Address is transferred, then the ME shall insert the default Service Centre address.

## 6.6.10 SEND SS

Description	Section	M/O	Min	Length
Proactive SIM command Tag	13.2	M	Y	1
Length (A+B+C+D+E)	-	M	Y	1 or 2
Command details	12.6	M	Y	A
Device identities	12.7	M	Y	B
Alpha identifier	12.2	O	N	C
SS string	12.14	M	Y	D
Icon identifier	12.31	O	N	E

## 6.6.11 SEND USSD

Description	Section	M/O	Min	Length
Proactive SIM command Tag	13.2	M	Y	1
Length (A+B+C+D+E)	-	M	Y	1 or 2
Command details	12.6	M	Y	A
Device identities	12.7	M	Y	B
Alpha identifier	12.2	O	N	C
USSD String	12.17	M	Y	D
Icon identifier	12.31	O	N	E

## 6.6.12 SET UP CALL

Description	Section	M/O	Min	Length
Proactive SIM command Tag	13.2	M	Y	1
Length (A+B+C+D+E+F+G+H+I+J)	-	M	Y	1 or 2
Command details	12.6	M	Y	A
Device identities	12.7	M	Y	B
Alpha identifier (user confirmation phase)	12.2	O	N	C
Address	12.1	M	Y	D
Capability configuration parameters	12.4	O	N	E
Subaddress	12.3	O	N	F
Duration	12.8	O	N	G
Icon identifier (user confirmation phase)	12.31	O	N	H
Alpha identifier (call set up phase)	12.2	O	N	I
Icon identifier (call set up phase)	12.31	O	N	J

If the capability configuration parameters are not present, the ME shall assume the call is a speech call.

If the subaddress is not present, the ME shall not provide a called party subaddress to the network.

If the duration is not present, the SIM imposes no restrictions on the ME of the maximum duration of redials.

## 6.6.13 REFRESH

Description	Section	M/O	Min	Length
Proactive SIM command Tag	13.2	M	Y	1
Length (A+B+C)	-	M	Y	1 or 2
Command details	12.6	M	Y	A
Device identities	12.7	M	Y	B
File List	12.18	M/O	N	C

For the refresh modes "File Change Notification" and "SIM Initialization and File Change Notification", the SIM shall supply a File List data object, indicating which EFs need to be refreshed. For other modes, inclusion of a File List is optional, and the ME shall ignore it.

## 6.6.14 POLLING OFF

Description	Section	M/O	Min	Length
Proactive SIM command Tag	13.2	M	Y	1
Length (A+B)	-	M	Y	1 or 2
Command details	12.6	M	Y	A
Device identities	12.7	M	Y	B

## 6.6.15 PROVIDE LOCAL INFORMATION

Description	Section	M/O	Min	Length
Proactive SIM command Tag	13.2	M	Y	1
Length (A+B)	-	M	Y	1 or 2
Command details	12.6	M	Y	A
Device Identities	12.7	M	Y	B

## 6.6.16 SET UP EVENT LIST

Description	Section	M/O	Min	Length
Proactive SIM command Tag	13.2	M	Y	1
Length (A+B+C)	-	M	Y	1 or 2
Command details	12.6	M	Y	A
Device Identities	12.7	M	Y	B
Event list	12.25	M	Y	C

If the Event list is a null data object (i.e. length = '00' and no value part), this is an indication to the ME to remove the existing list of events in the ME.

## 6.6.17 PERFORM CARD APDU

This subclause applies only if class "a" is supported.

Description	Section	M/O	Min	Length
Proactive SIM command Tag	13.2	M	Y	1
Length (A+B+C)	-	M	Y	1 or 2
Command details	12.6	M	Y	A
Device Identities	12.7	M	Y	B
C-APDU	12.35	M	Y	C

## 6.6.18 POWER OFF CARD

This subclause applies only if class "a" is supported.

Description	Section	M/O	Min	Length
Proactive SIM command Tag	13.2	M	Y	1
Length (A+B)	-	M	Y	1 or 2
Command details	12.6	M	Y	A
Device Identities	12.7	M	Y	B

## 6.6.19 POWER ON CARD

This subclause applies only if class "a" is supported.

Description	Section	M/O	Min	Length
Proactive SIM command Tag	13.2	M	Y	1
Length (A+B)	-	M	Y	1 or 2
Command details	12.6	M	Y	A
Device Identities	12.7	M	Y	B

## 6.6.20 GET READER STATUS

This subclause applies only if class "a" is supported.

Description	Section	M/O	Min	Length
Proactive SIM command Tag	13.2	M	Y	1
Length (A+B)	-	M	Y	1 or 2
Command details	12.6	M	Y	A
Device Identities	12.7	M	Y	B

## 6.6.21 TIMER MANAGEMENT

Description	Section	M/O	Min	Length
Proactive SIM command Tag	13.2	M	Y	1
Length (A+B+C+D)	-	M	Y	1 or 2
Command details	12.6	M	Y	A
Device Identities	12.7	M	Y	B
Timer Identifier	12.37	M	Y	C
Timer value	12.38	M/O	N	D

- Timer Identifier  
Contents: identifier of the timer to which the command applies.
- Timer value  
Contents: length of time during which the timer has to run. The SIM shall supply this data object only when a timer has to be started.

## 6.6.22 SET UP IDLE MODE TEXT

Description	Section	M/O	Min	Length
Proactive SIM command Tag	13.2	M	Y	1
Length (A+B+C+D)	-	M	Y	1 or 2
Command details	12.6	M	Y	A
Device identities	12.7	M	Y	B
Text string	12.15	M	Y	C
Icon identifier	12.31	O	N	D

If the "Text string" is a null data object (i.e. length = '00' and no value part), the ME shall remove the existing idle mode text in the ME.

## 6.6.23 RUN AT COMMAND

This subclause applies only if class "b" is supported.

Description	Section	M/O	Min	Length
Proactive SIM command Tag	13.2	M	Y	1
Length (A+B+C+D+E)	-	M	Y	1 or 2
Command details	12.6	M	Y	A
Device Identities	12.7	M	Y	B
Alpha Identifier	12.2	O	N	C
AT Command	12.40	M	Y	D
Icon identifier	12.31	O	N	E

## 6.6.24 SEND DTMF COMMAND

Description	Section	M/O	Min	Length
Proactive SIM command Tag	13.2	M	Y	1
Length (A+B+C+D+E)	-	M	Y	1 or 2
Command details	12.6	M	Y	A
Device Identities	12.7	M	Y	B
Alpha Identifier	12.2	O	N	C
DTMF String	12.44	M	Y	D
Icon identifier	12.31	O	N	E

## 6.6.25 LANGUAGE NOTIFICATION

Description	Section	M/O	Min	Length
Proactive SIM command Tag	13.2	M	Y	1
Length (A+B+C)	-	M	Y	1
Command details	12.6	M	Y	A
Device identities	12.7	M	Y	B
Language	12.45	M/O	Y/N	C

- Language

Contents: Currently used language. The SIM shall include a Language object, when a specific language is being notified.

## 6.6.26 LAUNCH BROWSER

Description	Section	M/O	Min	Length
Proactive SIM command Tag	13.2	M	Y	1
Length (A+B+C+D+E+F1+ F2+...+FN+G+H+I)	-	M	Y	1 or 2
Command details	12.6	M	Y	A
Device Identities	12.7	M	Y	B
Browser Identity	12.47	O	N	C
URL	12.48	M	Y	D
Bearer	12.49	O	N	E
Provisioning File Reference 1	12.50	O	N	F1
Provisioning File Reference 2	12.50	O	N	F2
...	12.50	O	N	Fx
Provisioning File Reference N	12.50	O	N	FN
Text String (Gateway/Proxy Identity)	12.15	O	N	G
Alpha identifier (user confirmation phase)	12.2	O	N	H
Icon identifier (user confirmation phase)	12.31	O	N	I

If the URL data object is provisioned the URL value shall take precedence over any other URL value.

If Provisioning File Reference data object is present in the command then it shall take precedence over Bearer and Proxy Identity. If several Provisioning File References are present in the same command the information in the first reference shall take precedence.

Gateway/Proxy Identity is a text string (cf. 12.15) which gives to the mobile the name/identity of the Gateway/Proxy to be used for connecting to the URL This Gateway/Proxy Identity is required when the bearer data object is present.

The ME shall ask the user for confirmation using the Alpha Identifier/Icon Identifier (user confirmation phase) if present, when it receives a LAUNCH BROWSER command which requests the existing browser session connected to a new URL or to terminate a browser session.

## 6.6.27 OPEN CHANNEL

### 6.6.27.1 OPEN CHANNEL related to a CS bearer

Description	Section	M/O	Min	Length
Proactive SIM command Tag	13.2	M	Y	1
Length (A+B+C+D+E+F+G+H+I+J+K+L+M+N+O)	-	M	Y	1 or 2
Command details	12.6	M	Y	A
Device identities	12.7	M	Y	B
Alpha identifier	12.2	O	N	C
Icon identifier	12.31	O	N	D
Address	12.1	M	Y	E
Subaddress	12.3	O	N	F
Duration 1	12.8	O	N	G
Duration 2	12.8	O	N	H
Bearer description	12.52	M	Y	I
Buffer size	12.55	M	Y	J
Other address (local address)	12.58	O	N	K
Text String (User login)	12.15	O	N	L
Text String (User password)	12.15	O	N	M
SIM/ME interface transport level	12.59	O	N	N
Data destination address	12.58	O	N	O

The Subaddress may be requested. If the subaddress is not present, the ME shall not provide a called party subaddress to the network.

Duration 1 indicates the duration of reconnection tries. If Duration 1 is not present, the SIM imposes no restrictions on the ME. Duration 1 shall be present if Duration 2 is present.

Duration 2 indicates the timeout value before the ME releases the link if there is no data exchanged on the link. If duration 2 is not present the link is never released automatically by the ME.

The local address parameter (see 12.58) provides information to the ME necessary to identify the local device (i.e. it provides an IP address). If local address length is null, dynamic local address is required. If parameter is not present, the mobile may use the mobile default local address configuration.

The ME may support a remote access login feature (e.g. PPP login). If supported by the ME, the SIM may provide 'User login' and 'User password' parameters which allow the ME to answer an access authentication challenge. If only one parameter is present, it is considered as the User Login and the ME shall use default Password configuration if any. If the parameters are not present, the ME shall use default Login/Password configuration if any. If no authentication challenge is requested, the user login and password parameters shall be ignored.

If the SIM/ME interface transport level is present in the command, then the ME shall provide the requested transport layer protocols under the channel and shall use this object containing a set of parameters required to make the transport connection. The data that is exchanged at the SIM/ME interface in the RECEIVE DATA/SEND DATA commands are SDUs. When the SAT application sends an SDU, the transport layer within the ME is in charge to add the transport header to the SDU in order to build the Transport-PDU. When the SAT application requests to receive an SDU, the transport layer within the ME is in charge to remove the transport header of the Transport-PDU, and to forward the SDU to the SAT. If the parameter is not present, the SIM/ME interface is the bearer level (serial link or packet link as defined in TS 27.007 [27]), and the SAT application is in charge of the network and transport layer.

The Data destination address is the end point destination address of sent data. This data destination address is requested when a SIM/ME interface transport is present, otherwise it is ignored. The data destination address is a data network address.



## 6.6.27.2 OPEN CHANNEL related to GPRS

Description	Section	M/O	Min	Length
Proactive SIM command Tag	13.2	M	Y	1
Length (A+B+C+D+E+F+G+H+I+J+K+L)	-	M	Y	1 or 2
Command details	12.6	M	Y	A
Device identities	12.7	M	Y	B
Alpha identifier	12.2	O	N	C
Icon identifier	12.31	O	N	D
Bearer description	12.52	M	Y	E
Buffer size	12.55	M	Y	F
Network Access Name	12.61	O	N	G
Other address (local address)	12.58	O	N	H
Text String (User login)	12.15	O	N	I
Text String (User password)	12.15	O	N	J
SIM/ME interface transport level	12.59	O	N	K
Data destination address	12.58	O	N	L

The Network Access Name parameter may be requested. The Network Access Name parameter contains an Access Point Name (APN) identifying the Gateway GSN (GGSN) which provides interworking with an external packet data network. If the parameter is not present, the mobile may use the default Access Point Name in the mobile configuration or the default subscription value.

The local address parameter (see 12.58) provides information to the ME necessary to identify the local device. If the parameter is present and length is not null, it provides an IP address that identifies the SAT application in the address area applicable to the PDN. If local address length is null, dynamic local address allocation is required for the SAT application. If parameter is not present, the mobile may use the mobile default local address configuration.

The ME may support a remote access login feature. If supported by the ME, the SIM may provide 'User login' and 'User password' parameters, which can be used for authentication. If only one parameter is present, it is considered as the User Login and the ME shall use default Password configuration if any. If the parameters are not present, the ME shall use default Login/Password configuration if any. If no authentication challenge is requested, the user login and password parameters shall be ignored.

If the SIM/ME interface transport level is present in the command, then the ME shall provide the requested transport layer protocols under the channel and shall use this object containing a set of parameters required to make the transport connection. The data that is exchanged at the SIM/ME interface in the RECEIVE DATA/SEND DATA commands are SDUs. When the SAT application sends an SDU, the transport layer within the ME is in charge to add the transport header to the SDU in order to build the Transport-PDU. When the SAT application requests to receive an SDU, the transport layer within the ME is in charge to remove the transport header of the Transport-PDU, and to forward the SDU to the SAT. If the parameter is not present, the SIM/ME interface is the bearer level (serial link or packet link as defined in TS 27.007 [27]) and the SAT application is in charge of the network and transport layer.

The Data Destination Address is the end point destination address of sent data. This data destination address is requested when a SIM/ME interface transport is present, otherwise it is ignored. The data destination address is a data network address (e.g. IP address).

## 6.6.27.X OPEN CHANNEL related to Default (network) Bearer

Description	Section	M/O	Min	Length
Proactive SIM command Tag	13.2	M	Y	1
Length (A+B+C+D+E+F+H+I+J+K+L)	-	M	Y	1 or 2
Command details	12.6	M	Y	A
Device identities	12.7	M	Y	B
Alpha identifier	12.2	O	N	C
Icon identifier	12.31	O	N	D
Bearer description	12.52	M	Y	E
Buffer size	12.55	M	Y	F
Other address (local address)	12.58	O	N	H
Text String (User login)	12.15	O	N	I
Text String (User password)	12.15	O	N	J
SIM/ME interface transport level	12.59	O	N	K
Data destination address	12.58	O	N	L

The local address parameter (see 12.58) provides information to the ME necessary to identify the local device. If the parameter is present and length is not null, it provides an IP address that identifies the SAT application in the address area applicable to the PDN. If local address length is null, dynamic local address allocation is required for the SAT application. If parameter is not present, the mobile may use the mobile default local address configuration.

The ME may support a remote access login feature. If supported by the ME, the SIM may provide 'User login' and 'User password' parameters, which can be used for authentication. If only one parameter is present, it is considered as the User Login and the ME shall use default Password configuration if any. If the parameters are not present, the ME shall use default Login/Password configuration if any. If no authentication challenge is requested, the user login and password parameters shall be ignored.

If the SIM/ME interface transport level is present in the command, then the ME shall provide the requested transport layer protocols under the channel and shall use this object containing a set of parameters required to make the transport connection. The data that is exchanged at the SIM/ME interface in the RECEIVE DATA/SEND DATA commands are SDUs. When the SAT application sends an SDU, the transport layer within the ME is in charge to add the transport header to the SDU in order to build the Transport-PDU. When the SAT application requests to receive an SDU, the transport layer within the ME is in charge to remove the transport header of the Transport-PDU, and to forward the SDU to the SAT. If the parameter is not present, the SIM/ME interface is the bearer level (serial link or packet link as defined in TS 27.007 [27]) and the SAT application is in charge of the network and transport layer.

The Data Destination Address is the end point destination address of sent data. This data destination address is requested when a SIM/ME interface transport is present, otherwise it is ignored. The data destination address is a data network address (e.g. IP address).

## 6.6.28 CLOSE CHANNEL

Description	Section	M/O	Min	Length
Proactive SIM command Tag	13.2	M	Y	1
Length (A+B+C+D)	-	M	Y	1 or 2
Command details	12.6	M	Y	A
Device Identities	12.7	M	Y	B
Alpha identifier	12.2	O	N	C
Icon identifier	12.31	O	N	D

## 6.6.29 RECEIVE DATA

Description	Section	M/O	Min	Length
Proactive SIM command Tag	13.2	M	Y	1
Length (A+B+C+D+E)	-	M	Y	1 or 2
Command details	12.6	M	Y	A
Device Identities	12.7	M	Y	B
Alpha identifier	12.2	O	N	C
Icon identifier	12.31	O	N	D
Channel data length	12.54	M	Y	E

## 6.6.30 SEND DATA

Description	Section	M/O	Min	Length
Proactive SIM command Tag	13.2	M	Y	1
Length (A+B+C+D+E)	-	M	Y	1 or 2
Command details	12.6	M	Y	A
Device identities	12.7	M	Y	B
Alpha identifier	12.2	O	N	C
Icon identifier	12.31	O	N	D
Channel data	12.53	M	Y	E

## 6.6.31 GET CHANNEL STATUS

Description	Section	M/O	Min	Length
Proactive SIM command Tag	13.2	M	Y	1
Length (A+B)	-	M	Y	1 or 2
Command details	12.6	M	Y	A
Device identities	12.7	M	Y	B

## 6.7 Command results

Once the ME has made its attempt to execute a proactive command from the SIM, the ME shall inform the SIM of the success or otherwise of that command, by using TERMINAL RESPONSE. This message gives the command details, including the number of the command (see subclause 6.5.1), a general result, and sometimes more specific information.

Three overall categories of results are defined:

- Command performed successfully. This is returned by the ME for every successful command;
- Temporary problem with executing command. This is further defined below, but generally these indicate to the SIM that it is worth trying again later;
- Permanent problem with executing command. These are further defined below, but generally indicate that the same command will end in the same result if repeated during the same GSM session.

Successful commands are further defined as:

- Command performed successfully. There were no problems;
- Command performed with partial comprehension. Here the ME receives a command with one or more SIMPLE-TLV data objects that are unrecognized or unexpected, all of which do not have their "comprehension required" flag set (subclause 13.3), but the parent BER-TLV data object still has the minimum set of SIMPLE-TLV data objects required to perform the command;

- Command performed, with missing information. The ME received at least the minimum set of component parts, but did not receive all of the parts that it believed mandatory for the SIM to send;
- Command performed, but modified by call control. This is sent by the ME to indicate that call control modified the type of request indicated in the proactive command, and that the action requested by call control was performed successfully;
- Command performed with modification. This is sent by the ME to indicate that it is unable to process the command using the exact parameters provided by the SIM. The command is processed with the best possible parameters.

Temporary problems are further defined as:

- ME is currently unable to process the command. Specific causes for this are:
  - the screen is busy;
  - ME currently busy on a call;
  - ME currently busy on SEND DTMF operation;
  - ME currently busy on SS transaction;
  - ME currently busy on USSD operation;
  - no service is currently available;
  - access control class barred on serving network;
  - no radio resource currently available;
  - not in speech call.

If none of these can be made to apply, a "no cause can be given" value can be used.

- Network is currently unable to process the command. Specific cause values are the cause values given by the network, as defined in TS 04.08 [8].
- In some proactive commands, the ME is required to solicit and receive approval of the user before executing the proactive command. In the case that the user does not give approval for the execution of the proactive command, it shall not be executed by the ME and the terminal response "user did not accept the proactive command" shall be returned by the ME to the SIM.
- The user cleared down the call, before the call connected (CONNECT received from network, as defined in TS 04.08 [8]) or before the network released the call.
- Action in contradiction with the current timer state. This is where the SIM requests an action for a timer to be taken by the ME and the state of the timer does not allow that action.
- Interaction with call control by SIM, temporary problem. This is sent by the ME to indicate that call control modified the type of request indicated in the proactive command, and that the action requested by call control encounters a temporary problem.

Permanent problems are further defined as:

- Command is beyond ME's capabilities. This is sent by the ME when it understands what the SIM is asking it to do, but does not have the capability to do it, e.g. ME which only supports SMS asked to set up a call.
- Command type not understood by ME. This is sent by the ME when the SIM sends a command with the Type of Command byte set to a value the ME does not know. This is to allow future expansion of commands.
- Command data not understood by ME. This is sent by the ME when the command type is understood by the ME, but the related data object(s) are not, e.g. reserved values have been included in a data object, or one or more unknown SIMPLE-TLV data objects have a "comprehension required" tag.
- SS Return Error. This is given to the SIM when the network returns a SS error in response to a previous SS command. Specific cause values are the same as given by the network in the Return Error message.
- USSD Return Error. This is given to the SIM when the network returns a USSD error in response to a previous USSD command. Specific cause values are the same as given by the network in a Return Error message.
- SMS RP-ERROR. This is given to the SIM when the network returns an error in response to the ME trying to send a short message. Specific cause values are the same as the cause value of RP-Cause in an RP-ERROR message.

- Error, required values are missing. This is given when the command type is understood by the ME, but it does not receive the minimum set of SIMPLE-TLV data objects that it requires to perform the command. These components are shown by the "Min" column in the command structure definitions.
- Interaction with call control by SIM or MO short message control by SIM, permanent problem. This is sent by the ME to indicate that :
  - call control by SIM does not allow the action corresponding to the proactive command or
  - call control by SIM has modified the type of request indicated in the proactive command and that the action requested by call control encounters a permanent problem.

Specific cause values for this are :

- action not allowed;
- the type of request has changed;

If none of these can be made to apply, a "no cause can be given" value can be used.

## 6.8 Structure of TERMINAL RESPONSE

Direction: ME to SIM

The command header is specified in TS 11.11 [20]. Length (A+B+C+D+E+F+G+H+I+J+K+L+M+N+P+Q+R+S+T+U+V) is indicated by P3 of the header.

Command parameters/data:

Description	Section	M/O	Min	Length
Command details	12.6	M	Y	A
Device identities	12.7	M	N	B
Result	12.12	M	Y	C
Duration (only required in response to a POLL INTERVAL proactive command)	12.8	M/O	Y/N	D
Text string (only required in response to a GET INKEY or GET INPUT or SEND USSD proactive command)	12.15	M/O	Y/N	E
Item identifier (only required in response to SELECT ITEM proactive command)	12.10	M/O	Y/N	F
Local information (only required in response to PROVIDE LOCAL INFORMATION proactive command)	12.19, 12.20, 12.22, 12.29, 12.39, 12.45 & 12.46	M/O	Y/N	G
Call control requested action (only required if call control by SIM has modified a proactive command SET UP CALL, SEND SS or SEND USSD in another type of request).	12.30	M/O	Y/N	H
Result data object 2 (only required if call control by SIM has modified a proactive command SET UP CALL, SEND SS or SEND USSD in another type of request).	12.12	M/O	Y/N	I
Card reader status (only required in response to GET READER STATUS command). According to the requested information, one Card reader status object for each card interface reported or one Card reader identifier object is required. (only if class "a" is supported)""	12.33, 12.57	M/O	N	$J_0 + \dots + J_n$ or J
Card ATR (only required in response to POWER ON CARD). (only if class "a" is supported)	12.34	M/O	N	K
R-APDU (only required in response to PERFORM CARD APDU). (only if class "a" is supported)	12.36	M/O	N	L
Timer identifier (only required in response to a TIMER MANAGEMENT proactive command)	12.37	M/O	Y/N	M
Timer value (only required in response to a TIMER MANAGEMENT proactive command)	12.38	M/O	Y/N	N
AT Response (only required in response to RUN AT COMMAND proactive command) (only if class "b" is supported)	12.41	M/O	Y/N	P
Text string2 (only required if call control by SIM has modified the proactive command SET UP CALL or SEND SS into a USSD request)	12.15	M/O	Y/N	Q
Channel data (only required in response to RECEIVE DATA) (only if class "e" is supported)	12.53	M/O	Y/N	R

Description	Section	M/O	Min	Length
Channel status (only required in response to GET CHANNEL STATUS or OPEN CHANNEL proactive command) (only if class "e" is supported)	12.56	M/O	Y/N	$S_0 + \dots + S_n$
Channel data length (only required in response to RECEIVE DATA or SEND DATA proactive command) (only if class "e" is supported)	12.54	M/O	Y/N	T
Bearer description (only required in response to OPEN CHANNEL proactive command) (only if class "e" is supported)	12.52	M/O	Y/N	U
Buffer size (only required in response to OPEN CHANNEL proactive command) (only if class "e" is supported)	12.55	M/O	Y/N	V

- Command details: this data object shall be identical to the command details data object (including the comprehension required flag) given by the SIM in the proactive command to which the ME is giving the result.

If the ME has not received a valid Command number, all Command Details object values shall be set to '00' and the Result shall indicate an error.

If the failure is caused by a problem on the transmission layer, the ME shall respond with "temporary problem" ("ME currently not able to process command"). If not, the ME shall respond with "permanent problem" (either "command not understood by ME" or "Error required values are missing").

The SIM shall interpret a Terminal Response with a command number '00' as belonging to the last proactive command having been sent to the ME.

- Device identities: the ME shall set the device identities to:
  - Source: ME
  - Destination: SIM
- Result: This data object holds the result of the proactive SIM command.
- Duration: When the ME issues a successful TERMINAL RESPONSE for a POLL INTERVAL command, it shall state the polling interval it will be using in the Duration data object. All other types of TERMINAL RESPONSE do not need to include Duration. If one is included by the ME, the SIM shall ignore it.

- Text string: When the ME issues a successful TERMINAL RESPONSE ('0X' result value - refer to subclause 12.12) for a GET INKEY or GET INPUT or SEND USSD command, it shall supply the single character or the character string entered by the user in the Text string data object, or the text returned within the Return Result message from the network for the USSD command, no matter what type of string was entered. All other types of TERMINAL RESPONSE do not need to include Text string. If one is included by the ME, the SIM shall ignore it. When the ME issues a successful TERMINAL RESPONSE ('0X' result value - refer to subclause 12.12) for a GET INKEY ("Yes/No") command with command qualifier set to "Yes/No", it shall supply the value '01' when the answer is "positive" and the value '00' when the answer is "negative" in the Text string data object.

When the ME issues a successful TERMINAL RESPONSE ('0X' result value - refer to subclause 12.12) for a GET INPUT command to which the user has made an empty input (i.e. if the user does not enter any character), the ME shall indicate this by means of either a null text string (see subclause 12.15 for the coding of this object), or by means of a Text string object with Length = '01', and a Value part consisting of a data coding scheme only.

NOTE: The notion of empty input is different from the general result 'no response from user' (see subclause 12.12). The latter event is typically caused by a timeout in the MMI, whereas an empty input requires an acknowledgement from the user.

- Item identifier: When the ME issues a successful TERMINAL RESPONSE ('0X' result value - refer to subclause 12.12) for a SELECT ITEM command, it shall supply the identifier of the item selected by the user in the Item identifier data object. If the ME issues a TERMINAL RESPONSE with result "Help information required by the user" for a SELECT ITEM command, it shall supply the identifier of the item for which the user is requiring help information. All other types of TERMINAL RESPONSE do not need to include Item identifier. If one is included by the ME, the SIM shall ignore it.
- Local information. When the ME issues a successful TERMINAL RESPONSE for a PROVIDE LOCAL INFORMATION command, it shall supply the requested local information.
  - Where the SIM has requested location information, TERMINAL RESPONSE shall contain the location information data object. All other types of TERMINAL RESPONSE do not need to include location information. If one is included by the ME, the SIM shall ignore it.
  - Where the SIM has requested the IMEI, TERMINAL RESPONSE shall contain the IMEI data object. All other types of TERMINAL RESPONSE do not need to include IMEI information. If one is included by the ME, the SIM shall ignore it.
  - Where the SIM has requested the Network Measurement Results the TERMINAL RESPONSE shall contain the NMR data object and the BCCH channel list data object. All other types of TERMINAL RESPONSE do not need to include the NMR information or the BCCH channel list. If one is included by the ME, the SIM shall ignore it.
  - Where the SIM has requested the date, time and time zone the TERMINAL RESPONSE shall contain the Date-Time and Time zone data object. All other types of TERMINAL RESPONSE do not need to include the Date-Time and Time zone information. If one is included by the ME, the SIM shall ignore it.
  - Where the SIM has requested the currently used language, the TERMINAL RESPONSE shall contain the Language data object. All other types of TERMINAL RESPONSE need not to include the Language information. If one is included by the ME, the SIM shall ignore it.
  - Where the SIM has requested the Timing Advance, the TERMINAL RESPONSE shall contain the Timing Advance data object. All other types of TERMINAL RESPONSE do not need to include the Timing Advance information. If one is included by the ME, the SIM shall ignore it.
- Call control requested action. When the ME issues a TERMINAL RESPONSE for a proactive command SET UP CALL, SEND SS or SEND USSD which has been modified by call control by SIM in another type of request, it shall supply the response data given in response to the ENVELOPE (CALL CONTROL).
- Result data object 2. When the ME issues a TERMINAL RESPONSE for a proactive command SET UP CALL, SEND SS or SEND USSD which has been modified by call control by SIM in another type of request, it shall supply the Result data object it would have supplied for the proactive command equivalent to the action requested by call control, and given in the Call control request data element.
- Card reader status (if class "a" is supported). When the ME issues a successful TERMINAL RESPONSE for a CARD READER STATUS command, it shall supply the requested readers information.



- Where the SIM has requested the card reader status, TERMINAL RESPONSE shall supply the status of each card reader in  $n$  consecutive Card reader status data objects, where  $n$  is the card reader count. All other types of TERMINAL RESPONSE do not need to include Card reader status. If one is included by the ME, the SIM shall ignore it.
  - Where the SIM has requested the card reader identifier, TERMINAL RESPONSE shall supply the identifier of the requested card reader identifier. All other types of TERMINAL RESPONSE do not need to include Card reader identifier. If one is included by the ME, the SIM shall ignore it.
- ""- Card ATR (if class "a" is supported): When the ME issues a successful TERMINAL RESPONSE for a POWER ON CARD command, it shall supply the ATR returned by the addressed card in the Card ATR data object. All other types of TERMINAL RESPONSE do not need to include Card ATR. If one is included by the ME, the SIM shall ignore it.
- R-APDU (if class "a" is supported): When the ME issues a successful TERMINAL RESPONSE for a PERFORM CARD APDU command, it shall supply the response data and status words in the R-APDU data object. All other types of TERMINAL RESPONSE do not need to include R-APDU. If one is included by the ME, the SIM shall ignore it.
  - Timer identifier: When the ME issues a successful TERMINAL RESPONSE for a TIMER MANAGEMENT, it shall state in the timer identifier data object the identifier of the timer to which this command applies. All other types of TERMINAL RESPONSE do not need to include timer identifier data object. If one is included by the ME, the SIM shall ignore it.
  - Timer value: When the ME issues a successful TERMINAL RESPONSE for a TIMER MANAGEMENT command with command qualifier indicating 'deactivate' or 'get the current value of the timer', it shall state in the timer value data object the current value of the timer. All other types of TERMINAL RESPONSE do not need to include timer value. If one is included by the ME, the SIM shall ignore it.
  - AT Response (if class "b" is supported): When the ME issues a successful TERMINAL RESPONSE for a RUN AT COMMAND command, it shall supply the following information.
    - The TERMINAL RESPONSE shall contain the AT Response (as defined in section 12.40). If the AT Response is included in a TERMINAL RESPONSE to a different command, it shall be ignored by the SIM.
  - Text string2: When the ME issues a successful TERMINAL RESPONSE for a proactive command SET UP CALL or SEND SS which has been modified by "call control" by SIM into a USSD request ('05' result value), it shall supply the Text string2. The Text string2 shall contain the text returned within the Return Result message from the network for the USSD response. Text string2 is equivalent to the Text string in the Terminal Response to a SEND USSD command.
  - Channel data (if class "e" is supported): When the ME issues a successful TERMINAL RESPONSE for a RECEIVE DATA command it shall supply the following information.
    - The TERMINAL RESPONSE shall contain the Channel data data object (as defined in section 12.53). If this data object is included in a TERMINAL RESPONSE to a different command, it shall be ignored by the SIM.
  - Channel status (if class "e" is supported): When the ME issues a successful TERMINAL RESPONSE for a GET CHANNEL STATUS or an OPEN CHANNEL command, it shall supply the following information.
    - In response to a GET CHANNEL STATUS, TERMINAL RESPONSE shall contain as many Channel status data object (as defined in section 12.56) as there are available channel. In response to a OPEN CHANNEL, TERMINAL RESPONSE shall contain a Channel status data object. If this data object is included in a TERMINAL RESPONSE to a different command, it shall be ignored by the SIM.
  - Channel data length (if class "e" is supported): When the ME issues a successful TERMINAL RESPONSE for a RECEIVE DATA command or a SEND DATA, it shall supply the following information.
    - The TERMINAL RESPONSE shall contain the Channel data length data object (as defined in section 12.54). If this data object is included in a TERMINAL RESPONSE to a different command, it shall be ignored by the SIM.
  - Bearer description (if class "e" is supported): When the ME issues an unsuccessful TERMINAL RESPONSE or a successful TERMINAL RESPONSE for an OPEN CHANNEL command, it shall supply the following information.

- The TERMINAL RESPONSE shall contain the Bearer description data object (as defined in section 12.52). If this data object is included in a TERMINAL RESPONSE to a different command, it shall be ignored by the SIM.
- Buffer size (if class "e" is supported): When the ME issues an unsuccessful TERMINAL or a successful TERMINAL RESPONSE for a OPEN CHANNEL command, it shall supply the following information.
- The TERMINAL RESPONSE shall contain the Buffer size data object (as defined in section 12.55). If this data object is included in a TERMINAL RESPONSE to a different command, it shall be ignored by the SIM.

Under no circumstances shall the SIM wait indefinitely for a TERMINAL RESPONSE.

Any future additional SIMPLE-TLV objects shall be included as Min = N and comprehension not required. This will ensure that any proactive command will end in a predictable way.

Response parameters/data: None.

## 6.9 Proactive SIM session and ME display interaction

During a proactive session the ME display shall be refreshed by any display data contained in the first and each subsequent proactive command. The refresh shall occur once the ME has retrieved the proactive command using the Fetch instruction, following the proactive command pending status response.

If no proactive command is pending (status response of '90 00' following the Terminal Response), then the session releases the display back into ME control. If this session was terminated in a backwards move, and the session was initiated from an Envelope command containing a Menu Selection, it is recommended that the display returns to the Setup Menu.

If the text is to be sustained, the ME shall display the text of applicable DISPLAY TEXT commands beyond the sending of the TERMINAL RESPONSE and possibly beyond the end of the proactive session.

## 6.10 Handling of unknown, unforeseen and erroneous messages

### 6.10.1 General

The procedures described in this subclause apply to the BER-TLV and SIMPLE-TLV data objects described in the present document. The purpose of this subclause is to allow greater flexibility in future versions of this document, and a greater predictability across different versions of this standard.

The procedures described here specify how the ME and SIM shall behave when they receive a proactive command or response that is not fully compliant with the standards by which it was designed. A response will be made to the SIM by means of the "general result" field of the "result"

If the ME sends a FETCH or TERMINAL RESPONSE to the SIM that contains values that the SIM does not understand, then the SIM shall issue the appropriate SW1 / SW2 error response. The current proactive transaction shall be considered complete and neither the ME or the SIM shall take no further action with regard to it. In this case, unless the "General result" is "command performed..." then the SIM shall assume that the command was not carried out and that a permanent error exists with regard to that particular proactive command. If the command was performed, but the "additional information on result" field was not understood, then the SIM may attempt the command again at a later stage in the current GSM session.

If the SIM has enough information to proceed (i.e. it has received all the data objects of the Minimum set) then it shall do so.

### 6.10.2 Message too short

Any information received that is not a complete tag and length shall be ignored.

### 6.10.3 Missing minimum information

If a message is received that does not have all the mandatory elements in it, then if all of the minimum set elements are present then the receiver shall complete the command and report "command performed, with missing information".

If the minimum set of elements is not complete, then the ME shall respond with "Error, required values are missing".

### 6.10.4 Unknown Tag value

If a BER-TLV object is received that has a tag that is understood, but contains SIMPLE-TLV components that have unknown tags, then provided the minimum set condition is fulfilled, the "comprehension required" bit of the tag shall determine how the receiving entity behaves.

If the comprehension required flag in an unknown tag is set to '1', and the ME either does not recognize or is not expecting one or more of the SIMPLE-TLV objects in the message, then it shall respond with "Command data not understood by ME".

If the comprehension required flag is set to '0', then the ME shall read the length field that follows and ignore that object. In this case the ME will be able to carry out the command without the SIMPLE-TLV components that it cannot understand. It shall respond with "command performed with partial comprehension".

### 6.10.5 Unexpected Tag value

If a BER-TLV object is received that contains elements that have recognisable tags, but which were not expected in the context of this message (for example, the ME sees SMS TDPU tag as part of TEXT FOR DISPLAY), then it shall discard that element. It shall then proceed as described for Unknown Tag values.

If a received object has a tag that has already been received, then the first instance shall be used and any subsequent instances shall be discarded.

### 6.10.6 Length errors

If the total lengths of the SIMPLE-TLV data objects are not consistent with the length given in the BER-TLV data object, then the whole BER-TLV data object shall be rejected. The result field in the TERMINAL RESPONSE shall have the error condition "Command data not understood by ME".

If the length of the BER-TLV data object is shorter than the length of the response data, the ME shall ignore response data following the complete BER-TLV data object. If the length of the BER-TLV data object is longer than the length of the response data, then sections 6.10.2. and 6.10.3 apply.

### 6.10.7 Contents not understood

If the contents of a SIMPLE-TLV data object contains a field with a value that is defined as reserved, then the whole SIMPLE-TLV data object shall be considered as invalid. It will then depend on the "comprehension required" bit of the relevant tag as to whether the whole BER-TLV data object shall be rejected, or whether that particular SIMPLE-TLV data object shall be ignored.

If the contents of a BER-TLV object contains RFU bits or bytes, then these shall be ignored.

### 6.10.8 Extended length data objects

If a SIMPLE-TLV data object has a length longer than expected (i.e. more information has been added), then the receiver shall ignore this extra information to the end of the object. The end of the object shall be found by looking at the "length" field of that object.

NOTE: If comprehension of the extra bytes is required, this can be achieved by the use of a reserved coding in an earlier field

## 6.11 Proactive commands versus possible Terminal response

The following table shows for each proactive command the possible terminal response returned (marked by a "•" character).

Terminal response		Proactive Command																			
		RE-FRESH	MORE TIME	POLL INTER-VAL	POLLING OFF	SETUP EVENT LIST	SET UP CALL	SEND SS	SEND USSD	SEND SMS	SEND DTMF	LAUNCH BROWSER	PLAY TONE	DISPLAY TEXT	GET INKEY	GET INPUT	SELECT ITEM	SET UP MENU	PROVIDE LOCAL INFO	TIMER MAN-AGEMENT	SETUP IDLE MODE TEXT
		'01'	'02'	'03'	'04'	'05'	'10'	'11'	'12'	'13'	'14'	'15'	'20'	'21'	'22'	'23'	'24'	'25'	'26'	'27'	'28'
'00'	Command performed successfully	•	•	•	•	•	•	•	•	•	•	•	•	•	•	•	•	•	•	•	•
'01'	Command performed with partial comprehension	•	•	•	•	•	•	•	•	•	•	•	•	•	•	•	•	•	•	•	•
'02'	Command performed, with missing info	•	•	•	•	•	•	•	•	•	•	•	•	•	•	•	•	•	•	•	•
'03'	REFRESH performed with additional EFs read	•																			
'04'	Command performed successfully, but requested icon could not be displayed						•	•	•	•	•	•	•	•	•	•	•				•
'05'	Command performed, but modified by call control by SIM.						•	•	•												
'06'	Command performed successfully, limited service																	•			
'07'	Command performed with modification																				
'10'	Proactive SIM session terminated by user						•				•		•	•	•	•					
'11'	Backward move in the proactive SIM session requested by the user													•	•	•	•				
'12'	No response from user													•	•	•	•				
'13'	Help information required by the user														•	•	•				
'14'	USSD/SS Transact terminated by user						•	•	•												
'20'	ME currently unable to process command	•	•	•	•	•	•	•	•	•	•	•	•	•	•	•	•	•	•	•	•
'21'	Network currently unable to process command						•	•	•	•	•	•									
'22'	User did not accept the proactive command						•					•									
'23'	User cleared down call before connection or network release						•														
'24'	Action in contradiction with the current timer state																			•	
'25'	Interaction with call control by SIM, temporary problem						•	•	•												
'26'	Launch Browser generic error											•									
'30'	Command beyond MEs capabilities	•	•	•	•	•	•	•	•	•	•	•	•	•	•	•	•	•	•	•	•
'31'	Command type not understood by ME	•	•	•	•	•	•	•	•	•	•	•	•	•	•	•	•	•	•	•	•
'32'	Command data not understood by ME	•	•	•	•	•	•	•	•	•	•	•	•	•	•	•	•	•	•	•	•
'33'	Command number not known by ME	•	•	•	•	•	•	•	•	•	•	•	•	•	•	•	•	•	•	•	•
'34'	SS Return Error						•	•													
'35'	SMS RPERROR									•											
'36'	Error, required values are missing	•	•	•	•	•	•	•	•	•	•		•	•	•	•	•	•	•	•	•
'37'	USSD return error								•												
'38'	Multiple Card command error																				
'39'	Interaction with call control by SIM or MO SM control by SIM, permanent problem.						•	•	•	•											
'3A'	Bearer Independent Protocol error																				

Continued.....

		Proactive Command										
		CARD APDU	POWER ON CARD	POWER OFF CARD	GET READ-ER STATUS	RUN AT COMMAND	LANG NOTIFICATION	OPEN CHANNEL	CLOSE CHANNEL	RECEIVE DATA	SEND DATA	GET CHANNEL STATUS
Terminal response		'30'	'31'	'32'	'33'	'34'	'35'	'40'	'41'	'42'	'43'	'44'
'00'	Command performed successfully	•	•	•	•	•	•	•	•	•	•	•
'01'	Command performed with partial comprehension	•	•	•	•	•	•	•	•	•	•	•
'02'	Command performed, with missing info	•	•	•	•	•	•	•	•	•	•	•
'03'	REFRESH performed with additional EFs read											
'04'	Command performed successfully, but requested icon could not be displayed					•		•	•	•	•	
'05'	Command performed, but modified by call control by SIM.											
'06'	Command performed successfully, limited service											
'07'	Command performed with modification							•				
'10'	Proactive SIM session terminated by user							•	•	•	•	•
'11'	Backward move in the proactive SIM session requested by the user											
'12'	No response from user											
'13'	Help information required by the user											
'14'	USSD/SS Transact terminated by user											
'20'	ME currently unable to process command	•	•	•	•	•	•	•	•	•	•	•
'21'	Network currently unable to process command							•			•	
'22'	User did not accept the proactive command							•				
'23'	User cleared down call before connection or network release											
'24'	Action in contradiction with the current timer state											
'25'	Interaction with call control by SIM, temporary problem							•				
'26'	Launch Browser generic error											
'30'	Command beyond MEs capabilities	•	•	•	•	•	•	•	•	•	•	•
'31'	Command type not understood by ME	•	•	•	•	•	•	•	•	•	•	•
'32'	Command data not understood by ME	•	•	•	•	•	•	•	•	•	•	•
'33'	Command number not known by ME	•	•	•	•	•	•	•	•	•	•	•
'34'	SS Return Error											
'35'	SMS RPERROR											
'36'	Error, required values are missing	•	•	•	•	•	•	•	•	•	•	•
'37'	USSD return error											
'38'	Multiple Card command error	•	•	•	•							
'39'	Interaction with call control by SIM or MO SM control by SIM, permanent problem											
'3A'	Bearer Independent Protocol error							•	•	•	•	

---

## 7 Data download to SIM

### 7.1 SMS-PP data download

#### 7.1.1 Procedure

If the service "data download via SMS Point-to-point" is allocated and activated in the SIM Service Table (see TS 11.11 [20]), then the ME shall follow the procedure below:

- When the ME receives a Short Message with:  
protocol identifier = SIM data download, and  
data coding scheme = class 2 message,

or

when the ME receives a Short Message with:  
protocol identifier=ANSI-136 R-DATA (see 3G TS 23.040 [30]) and  
data coding scheme = class 2 message, and the ME chooses not to handle the message ( e.g. MEs not supporting EGPRS over TIA/EIA-136 do not need to handle the message),

then the ME shall pass the message transparently to the SIM using the ENVELOPE (SMS-PP DOWNLOAD) command as defined below.

- The ME shall not display the message, or alert the user of a short message waiting.
- The ME shall wait for an acknowledgement from the SIM.
- If the SIM responds with '90 00', the ME shall acknowledge the receipt of the short message to the network using an RP-ACK message.
- If the SIM responds with '93 00', the ME shall either retry the command or send back an RP-ERROR message to the network with the TP-FCS value indicating 'SIM Application Toolkit Busy' (see TS 23.040 [6]).
- If the SIM responds with '9F XX', the ME shall use the GET RESPONSE command to get the response data. The response data from the SIM will be supplied by the ME in the TP-User-Data element of the RP-ACK message it will send back to the network (see TS 23.040 [6] and TS 24.011 [9]). The values of protocol identifier and data coding scheme in RP-ACK shall be as in the original message.
- If the SIM responds with '6F XX', the ME shall send back an RP-ERROR message to the network with the TP-FCS value indicating "SIM data download error". The values of protocol identifier and data coding scheme in RP-ERROR shall be as in the original message.

NOTE: The preferred way for a SIM application to indicate a Data Download error is by using the specific code '9E XX' as described in the following bullet point.

- If the ME has indicated in TERMINAL PROFILE that it supports the status word '9E XX' and if the SIM responds with '9E XX', the ME shall use the GET RESPONSE command to get the response data. The response data from the SIM will be supplied by the ME in the TP-User-Data element of the RP-ERROR message it will send back to the network (see TS 23.040 [6] and TS 24.011 [9]). The values of protocol identifier and data coding scheme in RP-ERROR shall be as in the original message. The value of the TP-FCS element of the RP-ERROR shall be "SIM data download error".

If the service "data download via SMS-PP" is not allocated and activated in the SIM Service Table, and the ME receives a Short Message with the protocol identifier = SIM data download and data coding scheme = class 2 message, then the ME shall store the message in EF<sub>SMS</sub> in accordance with TS 11.11 [20].

NOTE: MEs not supporting SIM Application Toolkit are likely to store data download messages in EF<sub>SMS</sub>, as if they were normal short messages.

## 7.1.2 Structure of ENVELOPE (SMS-PP DOWNLOAD)

Direction: ME to SIM

The command header is specified in TS 11.11 [20].

Command parameters/data:

Description	Section	M/O	Min	Length
SMS-PP download tag	13.1	M	Y	1
Length (A+B+C)	-	M	Y	1 or 2
Device identities	12.7	M	Y	A
Address	12.1	O	N	B
SMS TPDU (SMS-DELIVER)	12.13	M	Y	C

- Device identities: the ME shall set the device identities to:  
   Source:           Network  
   Destination:     SIM
- Address: The address data object holds the RP\_Originating\_Address of the Service Centre (TS-Service-Centre-Address), as defined in TS 24.011 [9].

Response parameters/data:

It is permissible for the SIM not to provide response data. If the SIM responds with '90 00' then no response parameter shall be available, otherwise the SIM shall respond with '9F XX' or '9E XX' and the following data is returned:

Byte(s)	Description	Length
1-X (X≤128)	SIM Acknowledgement	X

## 7.2 Cell Broadcast data download

### 7.2.1 Procedure

If the service "data download via SMS-CB" is allocated and activated in the SIM Service Table (see TS 11.11 [20]), then the ME shall follow the procedure below:

- When the ME receives a new Cell Broadcast message, the ME shall compare the message identifier of the Cell Broadcast message with the message identifiers contained in EF<sub>CBMID</sub>.
- If the message identifier is found in EF<sub>CBMID</sub>, the cell broadcast page is passed to the SIM using the ENVELOPE (CELL BROADCAST DOWNLOAD) command, defined below. The ME shall not display the message.
- If the message identifier of the incoming cell broadcast message is not found in EF<sub>CBMID</sub>, then the ME shall determine if the message should be displayed, by following the procedures in TS 23.041 [7] and TS 11.11 [20].
- If the SIM responds with '93 00', the ME shall consider that the Cell Broadcast page has not been delivered successfully. The ME may retry to deliver the same Cell Broadcast page.

The ME shall identify new cell broadcast pages by their message identifier, serial number and page values.

### 7.2.2 Structure of ENVELOPE (CELL BROADCAST DOWNLOAD)

Direction: ME to SIM

The command header is specified in TS 11.11 [20].

Command parameters/data:



Description	Section	M/O	Min	Length
Cell Broadcast Download tag	13.1	M	Y	1
Length (A+B)	-	M	Y	1 or 2
Device identities	12.7	M	Y	A
Cell Broadcast page	12.5	M	Y	B

- Device identities: the ME shall set the device identities to:  
Source: Network  
Destination: SIM

Response parameters/data: None for this type of ENVELOPE command.

## 8 Menu Selection

A set of possible menu options can be supplied by the SIM using the proactive command SET UP MENU. If the SIM has sent this command, and the user subsequently chooses an option or, the user requests help on it, the ME informs the SIM using this procedure.

### 8.1 Procedure

If the service "menu selection" is allocated and activated in the SIM Service Table (see TS 11.11 [20]), then the ME shall follow the procedure below.

- When the ME receives a menu selection from one of the menu items defined by a "SET-UP MENU" command issued previously by the SIM, or the user has indicated the need to get help information on one of these menu items, then it shall pass the identifier of the selected menu item to the SIM using the ENVELOPE (MENU SELECTION) command, as defined below.
- If the SIM responds with '93 00', the ME shall not re-issue this particular envelope.

### 8.2 Structure of ENVELOPE (MENU SELECTION)

Direction: ME to SIM

The command header is specified in TS 11.11 [20].

Command parameters/data:

Description	Section	M/O	Min	Length
Menu Selection tag	13.1	M	Y	1
Length (A+B+C)	-	M	Y	1 or 2
Device identities	12.7	M	Y	A
Item identifier	12.10	M	Y	B
Help request	12.21	O	N	C

- Device identities: the ME shall set the device identities to:  
Source: Keypad  
Destination: SIM
- Help request: inclusion of this data object depends upon whether the user actually selected the named menu item or just requested help information on it. If the user actually selected the menu item, this data object shall not be included. If the user indicated the need to get help information on the menu item, this data object shall be included.

Response parameters/data: None for this type of ENVELOPE command.

## 9 Call Control and MO SMS control by SIM

### 9.1 Call Control by SIM

#### 9.1.1 Procedure for mobile originated calls

If the service "call control" is allocated and activated in the SIM Service Table (see TS 11.11 [20]), then the ME shall follow the procedure below:

- For all call set-up attempts (even those resulting from a SET UP CALL proactive SIM command, from the Bearer Independent Protocol proactive SIM commands where CSD is selected, or those occurring when another call is already in progress), the ME shall first pass the call set-up details (dialled digits and associated parameters) to the SIM, using the ENVELOPE (CALL CONTROL) command defined below. SIM applications should take into account the following two exceptions:
  - when the ME is managing automatic redial attempts, the ME may pass the call set-up details to the SIM for the first attempt only. The SIM can identify MEs which send ENVELOPE (CALL CONTROL) each time during redial attempts by evaluating the indication "Envelope Call Control always sent to the SIM during automatic redial mode" in the TERMINAL PROFILE. If the ME is sending ENVELOPE (CALL CONTROL) as part of a redial attempt, the call setup details shall be the same as the first with the exception of "Location Information" which shall be the current information;
  - when the user is dialling "112" or an emergency call code stored in EF<sub>ECC</sub>, for which the ME sets up an emergency call instead of passing the call set-up details to the SIM.
- If the SIM responds with '90 00', the ME shall set up the call with the dialled digits and other parameters as sent to the SIM.
- If the SIM responds with '93 00', the ME shall not set up the call and may retry the command.
- If the SIM responds with '9F XX', the ME shall use the GET RESPONSE command to get the response data. The response data from the SIM shall indicate to the ME whether to set up the call as proposed, not set up the call, set up a call using the data supplied by the SIM, or instead send a supplementary service or USSD operation using the data supplied by the SIM. It is mandatory for the ME to perform the call set-up request and the supplementary service or USSD operation in accordance with the data from the SIM, if it is within the ME's capabilities to do so. If the SIM requires a call set-up or supplementary service or USSD operation that is beyond the ME's capabilities (e.g. the SIM maps a speech call to a data call, and the ME does not support data calls), then the ME shall not perform the call set-up request or supplementary service or USSD operation at all. It is possible for the SIM to request the ME to set up an emergency call by supplying the number "112" as the response data. If the SIM supplies a number stored in EF<sub>ECC</sub>, this shall not result in an emergency call.

In the case where the initial call set-up request results from a proactive command SET UP CALL:

- if the call control result is "not allowed", the ME shall inform the SIM using TERMINAL RESPONSE "interaction with call control by SIM or MO short message control by SIM, action not allowed".
- if the call set-up request is changed by call control in a supplementary service or USSD operation, and if the supplementary service or USSD operation is within the ME's capabilities, then the ME shall send this request to the network. The ME shall then send back a TERMINAL RESPONSE to the SET UP CALL command at the same time it would have done for the proactive command equivalent to the action requested by call control (i.e. SEND SS or SEND USSD). However, in that case, the TERMINAL RESPONSE shall contain the response data given in the response to ENVELOPE (CALL CONTROL) and a second Result TLV identical to the one given in response to the proactive command equivalent to the action requested by call control (i.e. SEND SS or SEND USSD). The mapping between the general result in the first Result TLV and the general result in the second Result TLV is given below :
  - the general result "command performed, but modified by call control by SIM" shall be given in the first Result TLV if the general result of the second Result TLV is '0X' or '1X'.
  - the general result "interaction with call control by SIM, temporary problem" shall be given in the first Result TLV if the general result of the second Result TLV is '2X'.

- the general result "interaction with call control by SIM or MO short message control by SIM, permanent problem" shall be given in the first Result TLV if the general result of the second Result TLV is '3X'.
- if the call set-up request is changed by call control into a supplementary service or USSD operation, and if the supplementary service or USSD operation is beyond the ME's capabilities, then the ME shall send back a TERMINAL RESPONSE to the SET UP CALL command, without performing the supplementary service or USSD operation at all. In that case, the TERMINAL RESPONSE shall contain the response data given in the response to ENVELOPE (CALL CONTROL) and a second Result TLV identical to the one given in response to the proactive command equivalent to the action requested by call control (i.e. SEND SS or SEND USSD). The mapping between the general result in the first Result TLV and the general result in the second Result TLV is given below:
  - the general result "interaction with call control by SIM or MO short message control by SIM, permanent problem" shall be given in the first Result TLV, and the general result "command beyond ME's capabilities" shall be given in the second Result TLV.

If the ME supports the Last Number Dialed service, the ME shall update EF<sub>LND</sub> with the call set-up details (digits string and associated parameters) corresponding to the initial user request.

The ME shall then follow the call set-up procedure defined in TS 04.08 [8] or the supplementary service or USSD operation procedure defined in TS 24.080 [10].

## 9.1.2 Procedure for Supplementary Services and USSD

If the service "call control" is allocated and activated in the SIM Service Table (see TS 11.11 [20]), then for all supplementary service and USSD operations (including those resulting from a SEND SS or SEND USSD proactive SIM command), the ME shall first pass the supplementary service or USSD control string (corresponding to the supplementary service or USSD operation and coded as defined in TS 02.30 [4], even if this SS or USSD operation has been performed via a specific menu of the ME) to the SIM, using the ENVELOPE (CALL CONTROL) command defined below. The ME shall also pass to the SIM in the ENVELOPE (CALL CONTROL) command the current serving cell.

The SIM shall respond in the same way as for mobile originated calls. The ME shall interpret the response as follows:

- If the SIM responds with '90 00', the ME shall send the supplementary service or USSD operation with the information as sent to the SIM.
- If the SIM responds with '93 00', the ME shall not send the supplementary service or USSD operation and may retry the command.
- If the SIM responds with '9F XX', the ME shall use the GET RESPONSE command to get the response data. The response data from the SIM shall indicate to the ME whether to send the supplementary service or USSD operation as proposed, not send the SS or USSD operation, send the SS or USSD operation using the data supplied by the SIM, or instead set up a call using the data supplied by the SIM. It is mandatory for the ME to perform the supplementary service or USSD operation or the call set-up request in accordance with the data from the SIM, if it is within the ME's capabilities to do so. If the SIM requires a call set-up or supplementary service or USSD operation that is beyond the ME's capabilities (e.g. the SIM maps a USSD operation to a data call, and the ME does not support data calls), then the ME shall not perform the call set-up request or supplementary service or USSD operation at all.

In the case where the initial SS or USSD request results from a proactive command SEND SS or SEND USSD:

- if the call control result is "not allowed", the ME shall inform the SIM using TERMINAL RESPONSE ("interaction with call control by SIM or MO short message control by SIM, action not allowed").

- if the SS or USSD request is changed by call control in a call set-up request, then the ME shall set up the call using the data given by the SIM, if it is within the ME's capabilities to do so. If the SIM requires a call set-up that is beyond the ME's capabilities (e.g. the SIM maps a USSD operation to a data call, and the ME does not support data calls), then the ME shall not set up the call at all. The ME shall send back a TERMINAL RESPONSE to the initial proactive command at the same time it would have done for the proactive command equivalent to the action requested by call control (i.e. SET UP CALL). However, in that case, the TERMINAL RESPONSE shall contain the response data given in the response to ENVELOPE (CALL CONTROL) and a second Result TLV identical to the one given in response to the proactive command equivalent to the action requested by call control (i.e. SET UP CALL). The mapping between the general result in the first Result TLV and the general result in the second Result TLV is the same as the one described in section 9.1.1.

If the ME supports the Last Number Dialed service, the ME shall update EF<sub>LND</sub> with the supplementary service or USSD control string corresponding to the initial user request.

The ME shall then follow the supplementary service or USSD operation procedure defined in TS 24.080 [10] or the call set-up procedure defined in TS 04.08 [8].

### 9.1.3 Indication to be given to the user

The SIM may optionally include an alpha-identifier in the response data to the ENVELOPE (CALL CONTROL) message, in order to inform the user at the time the response is received by the ME. The use of this alpha identifier by the ME is described below :

- if the SIM responds with "allowed, no modification", then :
  - if the alpha identifier is provided by the SIM and is not a null data object, the ME shall use it to inform the user during the call set-up;
  - if the alpha identifier is provided by the SIM and is a null data object (i.e. length = '00' and no value part), this is an indication that the ME should not modify the display corresponding to the initial user request;
  - if the alpha identifier is not provided by the SIM, the ME may give information to the user concerning what is happening;
- if the SIM responds with "not allowed", then:
  - if the alpha identifier is provided by the SIM and is not a null data object, the ME shall use it to inform the user. This is also an indication that the ME should not give any other information to the user on the reason of the barring;
  - if the alpha identifier is provided by the SIM and is a null data object (i.e. length = '00' and no value part), the ME may give information to the user concerning what is happening;
  - if the alpha identifier is not provided by the SIM, the ME may give information to the user concerning what is happening.
- if the SIM responds with "allowed, with modifications", and the modified request is within the ME's capabilities, then :
  - if the alpha identifier is provided by the SIM and is not a null data object, the ME shall use it to inform the user. The ME shall then not display the destination address or SS string given by the SIM. This is also an indication that the ME should not give any other information to the user on the changes made by the SIM to the initial user request;
  - if the alpha identifier is provided by the SIM and is a null data object (i.e. length = '00' and no value part), this is an indication that the ME should not give any information to the user on the changes made by the SIM to the initial user request. The ME shall not display the destination address or SS string given by the SIM. The ME should not modify the display corresponding to the initial user request;
  - if the alpha identifier is not provided by the SIM, the ME may indicate to the user that the initial user request has been changed.
- if the SIM responds with "allowed, with modifications" to a user-initiated request (i.e. a request not initiated by a proactive command), and the modified user request is beyond the ME's capabilities, then the ME may give

information to the user on the modified request and the fact that the modified request is beyond the ME's capabilities, optionally using the alpha identifier, if one is provided by the SIM.

- if the SIM responds with "allowed, with modifications" to a request by a proactive command SET UP CALL, SEND SS or SEND USSD, and the modified request is beyond the ME's capabilities, then the ME shall not give any information to the user on the fact that the modified request is beyond the ME's capabilities, and shall give a TERMINAL RESPONSE to the proactive command (i.e. SET UP CALL, SEND SS or SEND USSD) as detailed in subsections 9.1.1 and 9.1.2. The responsibility to inform the user in this case lies with the SIM application which sent the proactive command.

### 9.1.4 Interaction with Fixed Dialling Number

It is permissible for the Fixed Dialling Number service to be enabled (see TS 11.11 [20]) at the same time as Call Control is allocated and activated in the SIM Service Table.

If FDN is enabled and Call Control is activated, the ME shall follow this procedure:

- The ME shall check that the number (or the supplementary service control string) entered through the MMI is on the FDN list, in accordance with TS 02.07 [19].
- If the MMI input does not pass the FDN check, the call (or the supplementary service operation) shall not be set up.
- If the MMI input does pass the FDN check, the ME shall pass the dialled digits (or the supplementary service control string) and other parameters to the SIM, using the ENVELOPE (CALL CONTROL) command.
- If the SIM responds with "allowed, no modification", the ME shall set up the call (or the supplementary service operation) as proposed.
- If the SIM responds with "not allowed", the ME shall not set up the call (or the supplementary service operation).
- If the SIM responds with "allowed with modifications", the ME shall set up the call (or supplementary service operation) in accordance with the response from the SIM. If the modifications involve changing the dialled digits (or the supplementary service control string), the ME shall not re-check this modified number (or string) against the FDN list.

If the user wishes to enable or disable Fixed Dialling Number, the ME shall follow the procedure in TS 11.11 [20]. The state of the Call Control service shall have no effect on this procedure.

### 9.1.5 Support of Barred Dialling Number (BDN) service

The BDN service shall be allocated and activated in the SIM Service Table only if Call Control is also allocated and activated in the SIM Service Table.

If Barred Dialling Number service is enabled (see TS 11.11 [20]), when receiving the dialled number (or supplementary service control string) and other parameters from the ME, the SIM may check this information against those stored in EF<sub>BDN</sub> (examples of comparison methods are given in TS 02.07 [19]).

- If the SIM responds with "not allowed" (e.g., a match is made against a BDN), the ME shall not set up the call (or the supplementary service operation).
- If the SIM responds with "allowed, no modification", the ME shall set up the call (or the supplementary service operation) as proposed.
- If the SIM responds with "allowed with modifications", the ME shall set up the call (or the supplementary service operation) in accordance with the response from the SIM. If the modifications involve changing the dialled number (or the supplementary service control string), the ME shall not re-check this modified number (or string) against the FDN list when FDN is enabled.

If the user wishes to enable or disable Barred Dialling Number, the ME shall follow the procedure in TS 11.11 [20].

## 9.1.6 Structure of ENVELOPE (CALL CONTROL)

Direction: ME to SIM

The command header is specified in TS 11.11 [20].

Command parameters/data:

Description	Section	M/O	Min	Length
Call control tag	13.1	M	Y	1
Length (A+B+C+D+E+F)	-	M	Y	1 or 2
Device identities	12.7	M	Y	A
Address or SS string or USSD string	12.1, 12.14 or 12.17	M	Y	B
Capability configuration parameters 1	12.4	O	N	C
Subaddress	12.3	O	N	D
Location information	12.19	M	N	E
Capability configuration parameters 2	12.4	O	N	F

- Device identities: the ME shall set the device identities to:  
     Source:       ME  
     Destination:  SIM
- Address or SS string or USSD string: only one data object shall be sent to the SIM.

For a call set-up, the address data object is used and holds the Called Party Number, as defined in TS 04.08 [8], to which the ME is proposing setting up the call.

For a supplementary service, the SS string data object is used and holds the corresponding supplementary service.

For a USSD operation, the USSD string data object is used and holds the corresponding USSD control string.

SIM Applications and MEs should take into account that early implementations of SIM application Toolkit use the SS string data object for coding of USSD control strings (instead of the USSD string data object). This behaviour is only possible for USSD control strings consisting of digits (0-9,\*,#). The SIM can identify MEs having this early implementation by evaluating the indication "USSD string data object supported in Call Control" in the TERMINAL PROFILE. The ME can identify SIMs having this early implementation by evaluating the indication "USSD string data object supported in Call Control" in the SIM Service Table.

- Capability configuration parameters: Only used for a call set-up, this contains the Bearer capabilities that the ME is proposing to send to the network. The first capability configuration parameters corresponds to the bearer capability 1 information element of a mobile originating SETUP message, as defined in TS 04.08 [8]. The second capability configuration parameters correspond to the bearer capability 2 information element of a mobile originating SETUP message, as defined in TS 04.08 [8]. If no capability configuration parameters are present, this shall indicate a speech call.
- Subaddress: Only used for a call set-up, this contains the called party subaddress that the ME is proposing to send to the network. If one is not present, this shall indicate that the ME is proposing not to send this information element to the network.
- Location information: This data object contains the identification (MCC, MNC, LAC, Cell Identity) of the current serving cell of the MS. The comprehension required flag of this data object in this command shall be set to '0'.

Response parameters/data:

It is permissible for the SIM to provide no response data, by responding with SW1 / SW2 = '90 00'. If the SIM does not provide any response data, then this shall have the same meaning as "allowed, no modification".

Description	Section	M/O	Min	Length
Call control result	-	M	Y	1
Length (A+B+C+D+E+F)	-	M	Y	1 or 2
Address or SS string or USSD string	12.1, 12.14 or 12.17	O	N	A
Capability configuration parameters 1	12.4	O	N	B
Subaddress	12.3	O	N	C
Alpha identifier	12.2	O	N	D
BC repeat indicator	12.42	M/O	N	E
Capability configuration parameters 2	12.4	O	N	F

- Call control result:

Contents: the command that the SIM gives to the ME concerning whether to allow, bar or modify the proposed call (or supplementary service operation).

Coding:

'00' = Allowed, no modification

'01' = Not allowed

'02' = Allowed with modifications

- Address or SS string or USSD string : Only one data object may be included if the SIM requests the call (or supplementary service or USSD operation) details to be modified.

The SIM should take into account that early implementations of SIM Application Toolkit in some MEs are unable to support coding of USSD control strings in the USSD string data object and the SIM should instead use the SS string data object. The SIM can identify MEs having this early implementation by evaluating the indication "USSD string data object supported in Call Control" in the TERMINAL PROFILE.

For a call set-up, if the address data object is not present, then the ME shall assume the Dialling number is not to be modified.

For a supplementary service, if the SS string data object is not present, then the ME shall assume that SS is not to be modified.

For a USSD operation, if the USSD string data object is not present, then the ME shall assume that the USSD operation is not to be modified.

- Capability configuration parameters: Only used for a call set-up, this data object is only required if the SIM requests the call details to be modified. The first capability configuration parameters corresponds to the bearer capability 1 information element of a mobile originating SETUP message, as defined in TS 04.08 [8]. The second capability configuration parameters corresponds to the bearer capability 2 information element of a mobile originating SETUP message, as defined in TS 04.08 [8]. If the capability configuration parameters are not present, then the ME shall assume the parameters are not to be modified.
- Subaddress: Only used for a call set-up, this data object is only required if the SIM requests the call details to be modified. If the subaddress is not present, then the ME shall assume the called party subaddress is not to be modified. If the subaddress supplied by the SIM is a null data object, then the ME shall not provide a called party subaddress to the network. A null data object shall have length = '00' and no value part.
- Alpha identifier: this data object is only required if the SIM requests a particular indication to be given to the user. The handling of this data object by the ME is described in section 9.1.3. The comprehension required flag of this data object shall be set to '0'.
- BC repeat indicator: indicates how the associated bearers shall be interpreted. The change of bearer occurs on a network event. This BC repeat indicator is conditioned to the presence of the second capability configuration parameters and is coded as defined in TS 04.08 [8].

It is mandatory for the SIM to provide at least one of the optional data objects if it has set the Call control result to "allowed with modifications".

## 9.2 MO Short Message Control by SIM

### 9.2.1 Description

If the service "MO Short Message Control" is allocated and activated in the SIM Service Table (see TS 11.11 [20]), then the ME shall follow the procedure below:

- For all MO short message attempts (even those resulting from a SEND SM proactive SIM command), the ME shall first pass the RP\_destination\_address of the service center and the TP\_Destination\_Address to the SIM, using the ENVELOPE (MO SHORT MESSAGE CONTROL) command defined below. The ME shall also pass to the SIM in the ENVELOPE (MO SHORT MESSAGE CONTROL) command the current serving cell
- If the SIM responds with '90 00', the ME shall send the short message with the addresses unchanged.
- If the SIM responds with '93 00', the ME shall not send the short message and may retry the command.
- If the SIM responds with '9F XX', the ME shall use the GET RESPONSE command to get the response data. The response data from the SIM shall indicate to the ME whether to send the short message as proposed, not send the short message or send a short message using the data supplied by the SIM. It is mandatory for the ME to perform the MO short message request in accordance with the data from the SIM.

The ME shall then follow the MO Short Message procedure defined in TS 24.011 [9].

In the case where the initial MO short message request results from a proactive command SEND SHORT MESSAGE, if the MO short message control result is "not allowed", the ME shall inform the SIM using TERMINAL RESPONSE, "interaction with call control by SIM or MO short message control by SIM, action not allowed".

### 9.2.2 Structure of ENVELOPE (MO SHORT MESSAGE CONTROL)

Direction: ME to SIM

The command header is specified in TS 11.11 [20].

Command parameters/data:

Description	Section	M/O	Min	Length
MO Short Message control tag	13.1	M	Y	1
Length (A+B+C+D)	-	M	Y	1 or 2
Device identities	12.7	M	Y	A
Address data object 1	12.1	M	Y	B
Address data object 2	12.1	M	Y	C
Location information	12.19	M	Y	D

- Device identities: the ME shall set the device identities to:  
 Source: ME  
 Destination: SIM
- Address data object 1 : this address data object 1 contains the RP\_Destination\_Address of the Service Center to which the ME is proposing to send the short message.
- Address data object 2 : this address data object 2 contains the TP\_Destination\_Address to which the ME is proposing to send the short message.
- Location information : this data object contains the identification (MCC, MNC, LAC, Cell Identity) of the current serving cell of the MS.

Response parameters/data:

It is permissible for the SIM to provide no response data, by responding with SW1 / SW2 = '90 00'. If the SIM does not provide any response data, then this shall have the same meaning as "allowed, no modification".



Description	Section	M/O	Min	Length
MO short message control result	-	M	Y	1
Length (A+B+C)	-	M	Y	1 or 2
Address data object 1	12.1	O	N	A
Address data object 2	12.1	O	N	B
Alpha identifier	12.2	O	N	C

- MO Short Message control result:

Contents: the command that the SIM gives to the ME concerning whether to allow, bar or modify the proposed short message.

Coding:

'00' = Allowed, no modification

'01' = Not allowed

'02' = Allowed with modifications

- Address data object 1: if the address data object 1 is not present, then the ME shall assume the RP\_Destination\_Address of the Service Center is not to be modified.
- Address data object 2: if the address data object 2 is not present, then the ME shall assume the TP\_Destination\_Address is not to be modified.
- Alpha identifier: this data object is only required if the SIM requests a particular indication to be given to the user. The handling of this data object by the ME is described in section 9.2.3.

The SIM shall provide the two optional address data objects if it has set the MO Short Message control result to "allowed with modifications".

### 9.2.3 Indication to be given to the user

The SIM may optionally include an alpha-identifier in the response data to the ENVELOPE (MO SHORT MESSAGE CONTROL) message, in order to inform the user at the time the response is received by the ME. The use of this alpha identifier by the ME is identical to the one described in section 9.1.3 relative to call control by SIM.

---

## 10 Timer Expiration

### 10.1 Description

When a timer previously started by a TIMER MANAGEMENT proactive command expires, the ME shall pass the identifier of the timer that has expired and its value using the ENVELOPE (TIMER EXPIRATION) command, as defined below.

If the SIM is busy and returns status '93 00', the ME shall retry until the command is accepted.

NOTE: In order to avoid retrying periodically, the ME could retry after a TERMINAL RESPONSE processed by the SIM with status '90 00'.

### 10.2 Structure of ENVELOPE (TIMER EXPIRATION)

Direction: ME to SIM

The command header is specified in TS 11.11 [20].

Command parameters/data:

Description	Section	M/O	Min	Length
Timer Expiration tag	13.1	M	Y	1
Length (A+B+C)	-	M	Y	1 or 2
Device identities	12.7	M	Y	A
Timer identifier	12.37	M	Y	B
Timer value	12.38	M	Y	C

- Device identities: the ME shall set the device identities to:  
     Source: ME  
     Destination: SIM
- Timer identifier: identifier of the timer that has expired.
- Timer value: difference between the time when this command is issued and the time when the timer was initially started. This should be as close as possible to the value of the timer given in the initial TIMER MANAGEMENT command.

Response parameters/data:

None

---

## 11 Event download

A set of events for the ME to monitor can be supplied by the SIM using the proactive command SET UP EVENT LIST. If the SIM has sent this command, and an event which is part of the list subsequently occurs, the ME informs the SIM using the procedure below, relevant for that event.

Processing within the ME resulting from this event shall proceed as normal, independent of sending the ENVELOPE command to the SIM.

Where events occur while the SIM-ME interface is already busy, the ME shall queue events and send event download messages to the SIM in the order in which they occurred.

Where events occur and the SIM responds with '93 00', the ME shall retry to deliver the event download messages to the SIM.

### 11.1 MT call event

#### 11.1.1 Procedure

If the MT call event is part of the current event list (as set up by the last SET UP EVENT LIST command, see section 6.4.16), then when the ME receives an incoming SETUP message, the ME shall inform the SIM that this has occurred, by using the ENVELOPE (EVENT DOWNLOAD - MT call) command as defined below.

#### 11.1.2 Structure of ENVELOPE (EVENT DOWNLOAD - MT call)

Direction: ME to SIM

The command header is specified in TS 11.11 [20].

Command parameters/data:

Description	Section	M/O	Min	Length
Event download tag	13.1	M	Y	1
Length (A+B+C+D+E)	-	M	Y	1 or 2
Event list	12.25	M	Y	A
Device identities	12.7	M	Y	B
Transaction identifier	12.28	M	Y	C
Address	12.1	M/O	N	D
Subaddress	12.3	M/O	N	E

M/O reflects that inclusion of the object is conditional, as defined in the text below.

- Event list: the event list object shall contain only one event (value part of length 1 byte), and ME shall set the event to:  
MT call
- Device identities: the ME shall set the device identities to:  
Source: Network  
Destination: SIM
- Transaction identifier: the transaction identifier data object shall contain one transaction identifier, and this shall be the Transaction Identifier in the SETUP message from the network.
- Address: The address data object holds the Calling Party BCD numberis received by the ME in the SETUP message. If the Calling Party BCD numberis included in the SETUP message, the ME shall include the Address object, otherwise the ME shall not include the Address object.
- Subaddress: The Subaddress data object holds the Calling Party Subaddress as received by the ME in the SETUP message. If the Calling Party Subaddress is included in the SETUP message, the ME shall include the Subaddress object, otherwise the ME shall not include the Subaddress object.

Response parameters/data:

None.

## 11.2 Call connected event

### 11.2.1 Procedure

If the call connected event is part of the current event list (as set up by the last SET UP EVENT LIST command, see section 6.4.16), then when the ME receives an incoming CONNECT message (in the case of an MO call), or when the ME sends an outgoing CONNECT message (in the case of an MT call), the ME shall inform the SIM that this has occurred, by using the ENVELOPE (EVENT DOWNLOAD - call connected) command as defined below.

In the case of a call initiated through a SET UP CALL proactive command while the call connected event is part of the current event list, the ME shall send both the TERMINAL RESPONSE related to the proactive command, and the EVENT DOWNLOAD command, in the order TERMINAL RESPONSE first, ENVELOPE(EVENT DOWNLOAD - call connected) second.

### 11.2.2 Structure of ENVELOPE (EVENT DOWNLOAD - call connected)

Direction: ME to SIM

The command header is specified in TS 11.11 [20].

Command parameters/data:

Description	Section	M/O	Min	Length
Event download tag	13.1	M	Y	1
Length (A+B+C)	-	M	Y	1 or 2
Event list	12.25	M	Y	A
Device identities	12.7	M	Y	B
Transaction identifier	12.28	M	Y	C

- Event list: the event list object shall contain only one event (value part of length 1 byte), and ME shall set the event to:

Call connected

- Device identities:

In the case of connecting at the near end (an MT call), the ME shall set the device identities to:

Source: ME  
Destination: SIM

In the case of connecting at the far end (an MO call), the ME shall set the device identities to:

Source: Network  
Destination: SIM

- Transaction identifier: the transaction identifier data object shall contain one transaction identifier, and this shall be the Transaction Identifier in the CONNECT message.

Response parameters/data:

None.

## 11.3 Call disconnected event

### 11.3.1 Procedure

If the call disconnected event is part of the current event list (as set up by the last SET UP EVENT LIST command, see section 6.4.16), then if the ME is not in the CC U0 (NULL) state (i.e. has sent or received a SETUP message, see TS TS 04.08 [8]), and in this state disconnects a call, the ME shall inform the SIM that this has occurred, by using the ENVELOPE (EVENT DOWNLOAD - call disconnected) command as defined below. This can happen as the result of the ME sending or receiving a DISCONNECT, RELEASE, or RELEASE COMPLETE message, or as the result of a radio link failure; if more than one of these occur within the same call, the ENVELOPE command shall be sent on the first occurrence.

If the ME initiates the disconnection, or in the case of radio link failure, this is considered a "near end" disconnection, whereas a "far end" disconnection is defined as when the network initiates the disconnection. The ME shall set the Device Identities accordingly.

### 11.3.2 Structure of ENVELOPE (EVENT DOWNLOAD - Call disconnected)

Direction: ME to SIM

The command header is specified in TS 11.11 [20].

Command parameters/data:

Description	Section	M/O	Min	Length
Event download tag	13.1	M	Y	1
Length (A+B+C+D)	-	M	Y	1 or 2
Event list	12.25	M	Y	A
Device identities	12.7	M	Y	B
Transaction identifier	12.28	M	Y	C
Cause	12.26	O	N	D

- Event list: the event list object shall contain only one event (value part of length 1 byte), and ME shall set the event to:  
Call disconnected
- Device identities:  
In the case of "near end" disconnection, the ME shall set the device identities to:  
Source: ME  
Destination: SIM  
  
In the case of "far end" disconnection, the ME shall set the device identities to:  
Source: Network  
Destination: SIM
- Transaction identifier: the transaction identifier data object shall contain a list of the transaction identifiers for each of the calls being disconnected.
- Cause: the cause shall reflect the CC-Cause information element sent or received in the DISCONNECT, RELEASE or RELEASE COMPLETE message (see TS TS 04.08 [8]) triggering the ENVELOPE command. If the Cause information element was not present in the message, or the Cause data object shall not be included. In the case of a radio link timeout, the Cause data object shall be included, with a value part of zero length.

Response parameters/data:

None.

## 11.4 Location status event

### 11.4.1 Procedure

If the location status event is part of the current event list (as set up by the last SET UP EVENT LIST command, see section 6.4.16), then when the ME enters the MM-IDLE state (see TS TS 04.08 [8]) with the result that either the Location status or Location information has been changed or updated, the ME shall inform the SIM that this has occurred, by using the ENVELOPE (EVENT DOWNLOAD - location status) command as defined below

### 11.4.2 Structure of ENVELOPE (EVENT DOWNLOAD - Location status)

Direction: ME to SIM

The command header is specified in TS 11.11 [20].

Command parameters/data:

Description	Section	M/O	Min	Length
Event download tag	13.1	M	Y	1
Length (A+B+C+D)	-	M	Y	1 or 2
Event list	12.25	M	Y	A
Device identities	12.7	M	Y	B
Location status	12.27	M	Y	C
Location information	12.19	M/O	N	D

M/O reflects that inclusion of the object is conditional, as defined in the text below.

- Event list: the event list object shall contain only one event (value part of length 1 byte), and ME shall set the event to:  
Location status
- Device identities: the ME shall set the device identities to:  
Source: ME  
Destination: SIM
- Location status: This object shall contain the current service state of the MS.
- Location information: This object shall only be included if the Location status object indicates Normal Service. This object shall contain the details of the network, location area and cell that have been selected.

Response parameters/data:

None.

## 11.5 User activity event

### 11.5.1 Procedure

If the user activity event is part of the current event list (as set up by the last SET UP EVENT LIST command, see section 6.4.16), then the ME shall follow the procedure below:

- When the ME next detects some user activity (e.g. a key-press, removal of key-lock), the ME shall inform the SIM that this has occurred, by using the ENVELOPE (EVENT DOWNLOAD - user activity) command as defined below.
- As a result of sending this command to the SIM, the ME shall remove the user activity event from its current event list. This is in order for the ME to report this event only once after the event has been requested by the SIM.

### 11.5.2 Structure of ENVELOPE (EVENT DOWNLOAD - User activity)

Direction: ME to SIM

The command header is specified in TS 11.11 [20].

Command parameters/data:

Description	Section	M/O	Min	Length
Event download tag	13.1	M	Y	1
Length (A+B)	-	M	Y	1 or 2
Event list	12.25	M	Y	A
Device identities	12.7	M	Y	B

- Event list: the event list object shall contain only one event (value part of length 1 byte), and ME shall set the event to:  
User activity
- Device identities: the ME shall set the device identities to:  
Source: ME  
Destination: SIM

Response parameters/data:

None.

## 11.6 Idle screen available event

### 11.6.1 Procedure

If the idle screen available event is part of the current event list (as set up by the last SET UP EVENT LIST command, see section 6.4.16), then the ME shall follow the procedure below:

- When the ME next enters a state where it would accept rather than reject a DISPLAY TEXT command of normal priority, the ME shall inform the SIM that this has occurred, by using the ENVELOPE (EVENT DOWNLOAD - idle screen available) command as defined below.
- As a result of sending this command to the SIM, the ME shall remove the idle screen available event from its current event list. This is in order for the ME to report this event only once after the event has been requested by the SIM.

### 11.6.2 Structure of ENVELOPE (EVENT DOWNLOAD - Idle screen available)

Direction: ME to SIM

The command header is specified in TS 11.11 [20].

Command parameters/data:

Description	Section	M/O	Min	Length
Event download tag	13.1	M	Y	1
Length (A+B)	-	M	Y	1 or 2
Event list	12.25	M	Y	A
Device identities	12.7	M	Y	B

- Event list: the event list object shall contain only one event (value part of length 1 byte), and ME shall set the event to:  
Idle screen available
- Device identities: the ME shall set the device identities to:  
Source: Display  
Destination: SIM

Response parameters/data:

None.

## 11.7 Card reader status event

The following subclauses under 11.7 apply only if class "a" is supported.

### 11.7.1 Procedure

If the card reader status event is part of the current event list (as set up by the last SET UP EVENT LIST command, see subclause 6.4.16), then when the ME detects one of the following changes:

- a card reader becomes available or unavailable (e.g. a removable card reader is attached), or
- a card is inserted or removed,

the ME shall inform the SIM that this has occurred, by using the ENVELOPE (EVENT DOWNLOAD – card reader status) command as defined below.

### 11.7.2 Structure of ENVELOPE (EVENT DOWNLOAD - card reader status)

Direction: ME to SIM

The command header is specified in TS 11.11 [20].

Command parameters/data:

Description	Section	M/O	Min	Length
Event download tag	13.1	M	Y	1
Length (A+B+C)	-	M	Y	1 or 2
Event list	12.25	M	Y	A
Device identities	12.7	M	Y	B
Card reader status	12.33	M	Y	C

- Event list: the event list object shall contain only one event (value part of length 1 byte), and ME shall set the event to:  
Card reader status
- Device identities: the ME shall set the device identities to:  
Source: ME  
Destination: SIM
- Card reader status: the card reader status data object shall contain the identifier and status flags for the card reader that has generated the event.

Response parameters/data: None for this type of ENVELOPE command.

## 11.8 Language selection event

### 11.8.1 Procedure

If the language selection event is part of the event list (as set up by the last SET UP EVENT LIST command, see subclause 6.4.16), then when the ME changes the currently used language, the ME shall inform the SIM that this has occurred, by using the ENVELOPE (EVENT DOWNLOAD – language selection) command as defined below.

### 11.8.2 Structure of ENVELOPE (language selection)

Direction: ME to SIM

The command header is specified in TS 11.11 [20].

Command parameters/data:

Description	Section	M/O	Min	Length
Event download tag	13.1	M	Y	1
Length (A+B+C)	-	M	Y	1 or 2
Event list	12.25	M	Y	A
Device identities	12.7	M	Y	B
Language	12.45	M	Y	C

- Event list: the event list object shall contain only one event (value part of length 1 byte), and ME shall set the event to:  
Language selection
- Device identities: the ME shall set the device identities to:  
Source: ME  
Destination: SIM
- Language: This object shall contain the currently used language of the ME.

Response parameters/data: None for this type of ENVELOPE command.



## 11.9 Browser Termination event

### 11.9.1 Procedure

If the browser termination event is part of the event list (as set up by the last SET UP EVENT LIST command, see subclause 6.4.16), then when the browser is terminated either by the user action or by an error, the ME shall inform the SIM that this has occurred, by using the ENVELOPE (EVENT DOWNLOAD – browser termination) command as defined below.

### 11.9.2 Structure of ENVELOPE (browser termination)

Direction: ME to SIM

The command header is specified in TS 11.11 [20].

Command parameters/data:

Description	Section	M/O	Min	Length
Event download tag	13.1	M	Y	1
Length (A+B+C)	-	M	Y	1 or 2
Event list	12.25	M	Y	A
Device identities	12.7	M	Y	B
Browser termination cause	12.51	M	Y	C

- Event list: the event list object shall contain only one event (value part of length 1 byte), and ME shall set the event to:  
Browser termination
- Device identities: the ME shall set the device identities to:  
Source: ME  
Destination: SIM
- Browser termination cause: This object shall contain the browser termination cause.

Response parameters/data: None for this type of ENVELOPE command.

## 11.10 Data available event

All subclauses under 11.10 apply only if class "e" is supported.

### 11.10.1 Procedure

If the Data available event is part of the current event list (as set up by the last SET UP EVENT LIST command, see subclause 6.4.16), then, only if the targeted channel buffer is empty when new data arrives in it, the ME shall inform the SIM that this has occurred, by using the ENVELOPE (EVENT DOWNLOAD – Data available) command as defined below.

### 11.10.2 Structure of ENVELOPE (EVENT DOWNLOAD – Data available)

Direction: ME to SIM

The command header is specified in TS 11.11 [20].

Command parameters/data:

Description	Section	M/O	Min	Length
Event download tag	13.1	M	Y	1
Length (A+B+C+D)	-	M	Y	1 or 2
Event list	12.25	M	Y	A
Device identities	12.7	M	Y	B
Channel status	12.56	M	Y	C
Channel data length	12.54	M	Y	D

- Event list: the Event list data object shall contain only one event (value part of length 1 byte), and ME shall set the event to:  
Data available
- Device identities: the ME shall set the device identities to:  
Source: ME  
Destination: SIM
- Channel status: this data object shall contain the status and identifier of the channel on which the event occurred.
- Channel data length: this data object shall contain the number of bytes received, eg available in the channel buffer.(if more than 255 bytes are available, FF is used)

Response parameters/data: None for this type of ENVELOPE command

## 11.11 Channel status event

All subclauses under 11.11 apply only if class "e" is supported.

### 11.11.1 Procedure

If the Channel status event is part of the current event list (as set up by the last SET UP EVENT LIST command, see subclause 6.4.16), then, when the ME detects one of the following changes:

- a link is error, or
- any other error,

which is not resulting from the execution of a proactive command, the ME shall inform the SIM that this has occurred, by using the ENVELOPE (EVENT DOWNLOAD – Channel status) command as defined below.

The channel identifier for a data channel shall not be released during a card session until the CLOSE CHANNEL command for this channel identifier has been successfully executed.

The ME shall not empty the Rx/Tx buffers during the card session until the CLOSE CHANNEL command has been successfully executed.

### 11.11.2 Structure of ENVELOPE (EVENT DOWNLOAD – Channel status)

Direction: ME to SIM

The command header is specified in TS 11.11 [20].

Command parameters/data:

Description	Section	M/O	Min	Length
Event download tag	13.1	M	Y	1
Length (A+B+C)	-	M	Y	1 or 2
Event list	12.25	M	Y	A
Device identities	12.7	M	Y	B
Channel status	12.56	M	Y	C

- Event list: the Event list data object shall contain only one event (value part of length 1 byte), and ME shall set the event to:  
Channel status
- Device identities: the ME shall set the device identities to:  
Source: ME  
Destination: SIM
- Channel status: this data object shall contain the status and identifier of the channel on which the event occurred.

Response parameters/data: None for this type of ENVELOPE command

## 12 SIMPLE-TLV data objects

This clause specifies the coding of the SIMPLE-TLV data objects, which are contained in a BER-TLV data object. SIMPLE-TLV data objects may be transferred across the interface in either direction. A SIMPLE-TLV data object consists of a tag of length one byte, a length indicator, which gives the number of bytes in the value field, and a value part of variable length, whose contents, meaning and coding are given below.

Tag codings are given in subclause 13.3 for all SIMPLE-TLV data objects.

'00' and 'FF' are never used as tag values for SIMPLE-TLVs. This is in alignment with ISO/IEC 7816-6 [17]. Padding characters are not allowed.

For some of the SIMPLE-TLV data objects described, the length field shall be coded on 1 or 2 bytes (Y value) according to annex D, depending on the value of byte 1.

All bits and bytes indicated as RFU within all SIMPLE-TLV data objects shall be respectively set to 0 and '00' by the sending entity.

The handling of reserved values and RFU bits or bytes within all SIMPLE-TLV data objects at the receiving entity is described in subclause 6.10.

### 12.1 Address

Byte(s)	Description	Length
1	Address tag	1
2 to (Y-1)+2	Length (X)	Y
(Y-1)+3	TON and NPI	1
(Y-1)+4 to (Y-1)+X+2	Dialling number string	X-1

TON/NPI is coded as for  $EF_{ADN}$ .

Dialling number string is coded as for  $EF_{ADN}$ , and may include DTMF separators and DTMF digits, which the ME shall send in the same way as for  $EF_{ADN}$  but without locally generating audible DTMF tones to the user.

See TS 11.11 [20] for the coding of all EFs.

## 12.2 Alpha identifier

Byte(s)	Description	Length
1	Alpha identifier tag	1
2 to (Y-1)+2	Length (X)	Y1
(Y-1)+3 to (Y-1)+X+2	Alpha identifier	X

The alpha identifier is coded as for  $EF_{ADN}$ .

See TS 11.11 [20] for the coding of all EFs.

## 12.3 Subaddress

Byte(s)	Description	Length
1	Subaddress tag	1
2 to (Y-1)+2	Length (X)	Y
(Y-1)+3 to (Y-1)+X+2	Subaddress	X

Subaddress contains information as defined for this purpose in TS 04.08 [8] (calling party subaddress or called party subaddress). All information defined in TS 04.08 shall be given in the value part of the data object, except the information element identifier and the length of subaddress contents (which is given by the length part of the data object).

## 12.4 Capability configuration parameters

Byte(s)	Description	Length
1	Capability configuration parameters tag	1
2 to (Y-1)+2	Length (X)	Y
(Y-1)+3 to (Y-1)+X+2	Capability configuration parameters	X

Capability configuration parameters are coded as for  $EF_{CCP}$ . If it is being provided by the SIM, the SIM shall supply all information required to complete the Bearer Capability Information Element in the Call Set-up message (see TS 04.08 [8]). Any unused bytes at the end of the value part shall be coded 'FF'.

See TS 11.11 [20] for the coding of all EFs.

NOTE: The second byte of this TLV contains the Length of the TLV and the third byte contains the Length of the bearer capability contents, followed by the actual contents.

## 12.5 Cell Broadcast Page

Byte(s)	Description	Length
1	Cell Broadcast page tag	1
2	Length = '58' (88 decimal)	1
3 - 90	Cell Broadcast page	88

The Cell Broadcast page is formatted in the same way as described in TS 23.041 [7].

## 12.6 Command details

Byte(s)	Description	Length
1	Command details tag	1
2	Length = '03'	1
3	Command number	1
4	Type of command	1
5	Command Qualifier	1

- Command number

For contents and coding, see subclause 6.5.1.

- Type of command:

Contents: The Type of Command specifies the required interpretation of the data objects which follow, and the required ME procedure.

Coding:

See section 13.4

The ME shall respond to reserved values (i.e. values not listed) with the result "Command type not understood".

- Command Qualifier:

Contents: Qualifiers specific to the command.

Coding:

- REFRESH;

'00' = SIM Initialization and Full File Change Notification;

'01' = File Change Notification;

'02' = SIM Initialization and File Change Notification;

'03' = SIM Initialization;

'04' = SIM Reset;

'05' to 'FF' = reserved values.

- MORE TIME;

This byte is RFU.

- POLL INTERVAL;

This byte is RFU.

- POLLING OFF;

This byte is RFU.

- SET UP CALL;

'00' = set up call, but only if not currently busy on another call;

'01' = set up call, but only if not currently busy on another call, with redial;

'02' = set up call, putting all other calls (if any) on hold;

'03' = set up call, putting all other calls (if any) on hold, with redial;

'04' = set up call, disconnecting all other calls (if any);

'05' = set up call, disconnecting all other calls (if any), with redial;

'06' to 'FF' = reserved values.

- SEND DTMF;

This byte is RFU.

- SET UP EVENT LIST;

This byte is RFU.

- SEND SS;

This byte is RFU.

- SEND USSD;

This byte is RFU.

- SEND SHORT MESSAGE;
  - bit 1: 0 = packing not required  
1 = SMS packing by the ME required
  - bits 2-8: = 0 RFU.
- PLAY TONE;
  - This byte is RFU.
- DISPLAY TEXT,
  - bit 1: 0 = normal priority  
1 = high priority
  - bits 2-7: = RFU
  - bit 8: 0 = clear message after a delay  
1 = wait for user to clear message
- GET INKEY,
  - bit 1: 0 = digits (0-9, \*, # and +) only  
1 = alphabet set;
  - bit 2: 0 = SMS default alphabet  
1 = UCS2 alphabet
  - bit 3: 0 = character sets defined by bit 1 and bit 2 are enabled  
1 = character sets defined by bit 1 and bit 2 are disabled and the "Yes/No" response is requested
  - bits 4-7: = RFU
  - bit 8: 0 = no help information available  
1 = help information available
- GET INPUT,
  - bit 1: 0 = digits (0-9, \*, #, and +) only  
1 = alphabet set
  - bit 2: 0 = SMS default alphabet  
1 = UCS2 alphabet
  - bit 3: 0 = ME may echo user input on the display  
1 = user input shall not be revealed in any way (see note)
  - bit 4: 0 = user input to be in unpacked format  
1 = user input to be in SMS packed format
  - bits 5 to 7: = RFU
  - bit 8: 0 = no help information available  
1 = help information available

NOTE: Where user input is not to be revealed, the ME may provide an indication of key entries, such as by displaying "\*"s. See subclause 6.4.3 for more information on the character set available in this mode.

- SELECT ITEM.
  - bit 1: 0 = presentation type is not specified  
1 = presentation type is specified in bit 2
  - bit 2: 0 = presentation as a choice of data values if bit 1 = '1'  
1 = presentation as a choice of navigation options if bit 1 is '1'
  - bit 3: 0 = no selection preference  
1 = selection using soft key preferred
  - bits 4 to 7: = RFU
  - bit 8: 0 = no help information available  
1 = help information available
- SET UP MENU.
  - bit 1: 0 = no selection preference  
1 = selection using soft key preferred
  - bits 2 to 7: = RFU
  - bit 8: 0 = no help information available  
1 = help information available
- PROVIDE LOCAL INFORMATION
  - '00' = Location Information (MCC, MNC, LAC and Cell Identity)
  - '01' = IMEI of the ME

'02' = Network Measurement results  
 '03' = Date, time and time zone  
 '04' = Language setting  
 '05' = Timing Advance  
 '06' to 'FF' = Reserved

- SET UP IDLE MODE TEXT  
This byte is RFU.
- PERFORM CARD APDU (if class "a" is supported)  
This byte is RFU.
- POWER OFF CARD (if class "a" is supported)  
This byte is RFU.
- POWER ON CARD (if class "a" is supported)  
This byte is RFU.
- GET READER STATUS (if class "a" is supported)
  - '00' = Card reader status
  - '01' = Card reader identifier
- TIMER MANAGEMENT
  - bits 1 to 2 00 = start
    - 01 = deactivate
    - 10 = get current value
    - 11 = RFU
  - bits 3 to 8 RFU
- RUN AT COMMAND (if class "b" is supported)  
This byte is RFU.
- LANGUAGE NOTIFICATION.
  - bit 1: 0 = non-specific language notification  
1 = specific language notification
  - bits 2 to 8: = RFU
- LAUNCH BROWSER
  - '00' = launch browser, if not already launched ;
  - '01' = not used ;
  - '02' = use the existing browser (the browser shall not use the active existing secured session) ;
  - '03' = close the existing browser session and launch new browser session;
  - '04' = not used ;
  - '05' to 'FF' = RFU.
- OPEN CHANNEL (if class "e" is supported)
  - bit 1: 0 = on demand link establishment  
1 = immediate link establishment
  - bit 2: 0 = no automatic reconnection  
1 = automatic reconnection
  - bits 3 to 8: = RFU
- CLOSE CHANNEL (if class "e" is supported)  
This byte is RFU.
- RECEIVE DATA (if class "e" is supported)  
This byte is RFU
- SEND DATA (if class "e" is supported)
  - bit 1: 0 = store data in Tx buffer  
1 = Send data immediately
  - bits 2 to 8: = RFU
- GET CHANNEL STATUS (if class "e" is supported)  
This byte is RFU

The ME shall respond to reserved values with the result "Command type not understood".

## 12.7 Device identities

Byte(s)	Description	Length
1	Device identities tag	1
2	Length = '02'	1
3	Source device identity	1
4	Destination device identity	1

- Source device identity

Contents: the source device for information held in the data objects which follow.

- Destination device identity

Contents: the destination device for information held in the data objects which follow.

NOTE: Only some combinations of Type of Command, Data Download type and Device identities are allowed. These are defined in clause 14.

Coding: both Source and Destination device identities are coded as follows:

- '01' = Keypad
- '02' = Display
- '03' = Earpiece
- '10' to '17' = Additional Card Reader x (0 to 7). Value assigned by ME.
- '21' to '27' = Channel x (1 to 7). Value assigned by ME (if class "e" is supported).
- '81' = SIM
- '82' = ME
- '83' = Network

All other values are reserved.

## 12.8 Duration

Byte(s)	Description	Length
1	Duration tag	1
2	Length = '02'	1
3	Time unit	1
4	Time interval	1

- Time unit

Contents: time unit used; minutes, seconds or tenths of seconds.

Coding:

- '00' Minutes
  - '01' Seconds
  - '02' Tenths of seconds
- All other values are reserved.

- Time interval

Contents: the length of time required, expressed in units.

Coding: The time interval is coded in integer multiples of the time unit used. The range is from 1 unit to 255 units.

The encoding is:

- '00': reserved
- '01': 1 unit
- '02': 2 units
- :
- 'FF': 255 units



## 12.9 Item

Byte(s)	Description	Length
1	Item tag	1
2 to (Y-1)+2	Length (X)	Y
(Y-1)+3	Identifier of item	1
(Y-1)+4 to (Y-1)+X+2	Text string of item	X - 1

The identifier is a single byte between '01' and 'FF'. Each item shall have a unique identifier within an Item list.

The text string is coded in the same way as the alpha identifier for EF<sub>ADN</sub>. Any unused bytes at the end of the value part shall be coded 'FF'.

## 12.10 Item identifier

Byte(s)	Description	Length
1	Item identifier tag	1
2	Length = '01'	1
3	Identifier of item chosen	1

The identifier is a single byte between '01' and 'FF', exactly the same as for the Item data object. A null item identifier is coded '00'.

## 12.11 Response length

Byte(s)	Description	Length
1	Response length tag	1
2	Length = '02'	1
3	Minimum length of response	1
4	Maximum length of response	1

The range of length is between '00' and 'FF'. A minimum length coding of '00' indicates that there is no minimum length requirement; a maximum length coding of 'FF' indicates that there is no maximum length requirement. If a fixed length is required the minimum and maximum values are identical.

## 12.12 Result

Byte(s)	Description	Length
1	Result tag	1
2 to (Y-1)+2	Length (X)	Y
(Y-1)+3	General result	1
(Y-1)+4 to (Y-1)+X+2	Additional information on result	X-1

- General result

Contents: General result specifies the result and indicates appropriate SIM action:

Coding:

- '00' = Command performed successfully;
- '01' = Command performed with partial comprehension;
- '02' = Command performed, with missing information;
- '03' = REFRESH performed with additional EFs read;
- '04' = Command performed successfully, but requested icon could not be displayed;

- '05' = Command performed, but modified by call control by SIM;
- '06' = Command performed successfully, limited service;
- '07' = Command performed with modification (if class "e" is supported);
- '10' = Proactive SIM session terminated by the user;
- '11' = Backward move in the proactive SIM session requested by the user;
- '12' = No response from user;
- '13' = Help information required by the user;
- '14' = USSD or SS transaction terminated by the user.

Results '0X' and '1X' indicate that the command has been performed.

- '20' = ME currently unable to process command;
- '21' = Network currently unable to process command;
- '22' = User did not accept the proactive command;
- '23' = User cleared down call before connection or network release;
- '24' = Action in contradiction with the current timer state;
- '25' = Interaction with call control by SIM, temporary problem;
- '26' = Launch browser generic error code.

Results '2X' indicate to the SIM that it may be worth re-trying the command at a later opportunity.

- '30' = Command beyond ME's capabilities;
- '31' = Command type not understood by ME;
- '32' = Command data not understood by ME;
- '33' = Command number not known by ME;
- '34' = SS Return Error;
- '35' = SMS RP-ERROR;
- '36' = Error, required values are missing;
- '37' = USSD Return Error;
- '38' = MultipleCard commands error, if class "a" is supported;
- '39' = Interaction with call control by SIM or MO short message control by SIM, permanent problem;
- '3A' = Bearer Independent Protocol error (if class "e" is supported).

Results '3X' indicate that it is not worth the SIM re-trying with an identical command, as it will only get the same response. However, the decision to retry lies with the SIM application.

The SIM application should avoid a rapid sequence of repeated retried commands as this may be detrimental to ME performance.

All other values are reserved.

- Additional information

Contents: For the general result "Command performed successfully", some proactive commands require additional information in the command result. This is defined in the subclauses below. For the general results '20', '21', '26', '34', '35', '37', '38' and '39' and '3A', it is mandatory for the ME to provide a specific cause value as additional information, as defined in the subclauses below. For the other general results, the ME may optionally supply additional information. If additional information is not supplied, then the length of the value part of the data object need only contain the general result.

### 12.12.1 Additional information for SEND SS

When the ME issues a successful COMMAND RESULT for a SEND SS proactive command, it shall also include the Operation Code and Parameters included in the Return Result component from the network, as additional information.

The first byte of the additional information shall be the SS Return Result Operation code, as defined in TS 24.080 [10].

The rest of the additional information shall be the SS Return Result Parameters, as defined in TS 24.080 [10].

## 12.12.2 Additional information for ME problem

For the general result "ME currently unable to process command", it is mandatory for the ME to provide additional information, the first byte of which to be as defined below:

- '00' = No specific cause can be given;
- '01' = Screen is busy;
- '02' = ME currently busy on call;
- '03' = ME currently busy on SS transaction;
- '04' = No service;
- '05' = Access control class bar;
- '06' = Radio resource not granted;
- '07' = Not in speech call;
- '08' = ME currently busy on USSD transaction;
- '09' = ME currently busy on SEND DTMF command.

All other values shall be interpreted by the SIM as '00'. The coding '00' shall only be used by the ME if no others apply.

## 12.12.3 Additional information for network problem

For the general result "network currently unable to process command", it is mandatory for the ME to provide additional information. The first byte shall be the cause value of the Cause information element returned by the network (as defined in TS 04.08 [8]). Bit 8 shall be set to '1'. One further value is defined:

- '00' = No specific cause can be given.

All other values shall be interpreted by the SIM as '00'. The coding '00' shall only be used by the ME if no others apply.

## 12.12.4 Additional information for SS problem

For the general result "SS Return Error", it is mandatory for the ME to provide additional information. The first byte shall be the error value given in the Facility (Return result) information element returned by the network (as defined in TS 24.080 [10]). One further value is defined:

- '00' = No specific cause can be given.

All other values shall be interpreted by the SIM as '00'. The coding '00' shall only be used by the ME if no others apply.

## 12.12.5 Additional information for SMS problem

For the general result "SMS RP-ERROR", it is mandatory for the ME to provide additional information. The first byte shall be the cause value given in the RP-Cause element of the RP-ERROR message returned by the network (as defined in TS 24.011 [9]), with bit 8 = 0. One further value is defined:

- '00' = No specific cause can be given.

All other values shall be interpreted by the SIM as '00'. Specific cause '00' shall only be used by the ME if no others apply.

## 12.12.6 Not used

## 12.12.7 Additional information for USSD problem

For the general result "USSD Return Error", the ME shall provide additional information. The first byte shall be the error value given in the Facility (Return result) information element returned by the network (as defined in TS 24.080 [10]). One further value is defined:

- '00' = No specific cause can be given.

All other values shall be interpreted by the SIM as '00'.

The coding '00' shall only be used by the ME if no others apply.

### 12.12.8 Additional information for interaction with call control or MO SM control

For the general result "interaction with call control by SIM or MO short message control by SIM, permanent problem", it is mandatory for the ME to provide additional information, the first byte of which to be as defined below:

- '00' = No specific cause can be given;
- '01' = Action not allowed;
- '02' = The type of request has changed.

All other values shall be interpreted by the SIM as '00'. The coding '00' shall only be used by the ME if no others apply.

### 12.12.9 Additional information for MultipleCard commands

This subclause applies only if class "a" is supported.

For the general result "MultipleCard commands error", it is mandatory for the ME to provide additional information, the first byte of which is defined below:

- '00' = No specific cause can be given;
- '01' = Card reader removed or not present;
- '02' = Card removed or not present;
- '03' = Card reader busy;
- '04' = Card powered off;
- '05' = C-APDU format error;
- '06' = Mute card;
- '07' = Transmission error;
- '08' = Protocol not supported;
- '09' = Specified reader not valid.

All other values shall be interpreted by the SIM as '00'.

The coding '00' shall only be used by the ME if no others apply.

### 12.12.10 Additional information for Launch Browser problem

For the general result "launch browser generic error code", it is mandatory for the ME to provide additional information, the first byte of which to be as defined below:

- '00' = No specific cause can be given;
- '01' = Bearer unavailable;
- '02' = Browser unavailable;
- '03' = ME unable to read the provisioning data.

All other values shall be interpreted by the SIM as '00'. The coding '00' shall only be used by the ME if no others apply.

### 12.12.11 Additional information for Bearer Independent Protocol

This subclause applies only if class "e" is supported.

For the general result "Bearer Independent Protocol error", it is mandatory for the ME to provide additional information, the first byte of which is defined below:

- '00' = No specific cause can be given;
- '01' = No channel available;
- '02' = Channel closed;
- '03' = Channel identifier not valid;
- '04' = Requested buffer size not available;
- '05' = Security error (unsuccessful authentication);
- '06' = Requested SIM/ME interface transport level not available.

All other values shall be interpreted by the SIM as '00'.

The coding '00' shall only be used by the ME if no others apply.

## 12.13 SMS TPDU

Byte(s)	Description	Length
1	SMS TPDU tag	1
2 to (Y-1)+2	Length (X)	Y
(Y-1)+3 to (Y-1)+X+2	SMS TPDU	X

The TPDU is formatted as described in TS 23.040 [6].

Where the TPDU is being sent from the SIM to the ME (to be forwarded to the network), and where it includes a TP-Message-Reference which is to be incremented by the ME for every outgoing message, the TP-Message-Reference as provided by the SIM need not be the valid value. TP-Message-Reference shall be checked and corrected by the ME to the value described in TS 23.040 [6].

## 12.14 SS string

Byte(s)	Description	Length
1	SS string tag	1
2 to (Y-1)+2	Length (X)	Y
(Y-1)+3	TON and NPI	1
(Y-1)+4 to (Y-1)+X+2	SS or USSD string	X - 1

TON/NPI and SS or USSD control string are coded as for  $EF_{ADN}$ , where the ADN record relates to a Supplementary Service Control string. See TS 11.11 [20] for the coding of  $EF_{ADN}$ .

## 12.15 Text string

Byte(s)	Description	Length
1	Text string tag	1
2 to (Y-1)+2	Length (X)	Y
(Y-1)+3	Data coding scheme	1
(Y-1)+4 to (Y-1)+X+2	Text string	X-1

A null text string shall be coded with Length = '00', and no Value part.

Data coding scheme is coded as for SMS Data coding scheme defined in TS 23.038 [5].

### 12.15.1 Coding of text in unpacked format

This is indicated by the data coding scheme having a value of 8 bit data. Other parts of the data coding scheme shall be ignored.

This string use the SMS default 7-bit coded alphabet as defined in TS 23.038 [5] with bit 8 set to 0. It may or may not include formatting characters, but all such formatting characters shall be taken from the set given in the SMS alphabet.

NOTE: This is exactly the same format as is used for EF<sub>ADN</sub> alpha-identifiers. It is also the same as SMS messages that have been "unpacked".

### 12.15.2 Coding of text in packed format

This is indicated by the data coding scheme having a value of 7 bit GSM default alphabet. Other parts of the data coding scheme shall be ignored.

This string shall use the SMS default 7-bit coded alphabet, packed into 8-bit octets, as defined in TS 23.038 [5]. It may or may not include formatting characters, but all such formatting characters shall be taken from the set given in the SMS alphabet.

If the total number of characters in the text string equals  $(8n-1)$  where  $n=1,2,3$  etc. then there are 7 spare bits at the end of the message. To avoid the situation where the receiving entity confuses 7 binary zero pad bits as the @ character, the carriage return (i.e. <CR>) character shall be used for padding in this situation, as defined in TS 23.038 [5].

NOTE: This is the same format as is used in SMS messages to and from the network.

### 12.15.3 Coding of text in 16 bits UCS2 alphabet format

This is indicated by the data coding scheme having a value of 16 bit UCS2 alphabet. Other parts of the data coding scheme shall be ignored.

This string shall use the UCS2 alphabet if the UCS2 is supported, as defined in TS 23.038 [5]. It may or may not include formatting characters, but all such formatting characters shall be taken from the set given in the UCS2 alphabet.

NOTE: This is the same format as is used in SMS messages to and from the network.

## 12.16 Tone

Byte(s)	Description	Length
1	Tone tag	1
2	Length = '01'	1
3	Tone	1

- Tone

Contents: Tones can be either the standard supervisory tone, as defined in TS 02.40 [18], or proprietary tones defined by the ME manufacturer. The code values for proprietary tones shall be supported by the ME. If proprietary tones are not supported the ME shall map these codings to tones that it can generate. The tones to be used are left as an implementation decision by the manufacturer.

Coding:

Standard supervisory tones:

- '01' Dial tone
- '02' Called subscriber busy
- '03' Congestion
- '04' Radio path acknowledge
- '05' Radio path not available / Call dropped
- '06' Error / Special information
- '07' Call waiting tone
- '08' Ringing tone

ME proprietary tones:

'10' General beep

'11' Positive acknowledgement tone

'12' Negative acknowledgement or error tone

All other values are reserved.

## 12.17 USSD string

Byte(s)	Description	Length
1	USSD string tag	1
2 to (Y-1)+2	Length (X)	Y
(Y-1)+3	Data coding scheme	1
(Y-1)+4 to (Y-1)+X+2	USSD string	X-1

The Data coding scheme is coded as for Cell Broadcast defined in TS 23.038 [5]. The coding of the USSD string is defined in TS 02.30 [4].

## 12.18 File List

Byte(s)	Description	Length
1	File List tag	1
2 to (Y-1)+2	Length (X) of bytes following	Y
(Y-1)+3	Number of files (n)	1
(Y-1)+4 to (Y-1)+X+2	Files	X-1

Number of files:

This is the number of files that will be described in the following list.

Files:

Full paths are given to files. Each of these shall be at least 4 octets in length (e.g. '3F002FE2' or '3F007F206FAD').

Each entry in the file description is composed of two bytes, where the first byte identifies the type of file (see TS 11.11).

An entry in the file description shall therefore always begin with '3FXX'. There can be any number of Dedicated File entries between the Master File and Elementary File. There shall be no delimiters between files, as this is implied by the fact that the full path to any EF starts with '3FXX' and ends with an Elementary type file.

## 12.19 Location Information

Byte(s)	Description	Length
1	Location Information tag	1
2	Length = '07'	1
3 - 5	Mobile Country & Network Codes (MCC & MNC)	3
6 - 7	Location Area Code (LAC)	2
8 - 9	Cell Identity Value (Cell ID)	2

The mobile country code (MCC), the mobile network code (MNC), the location area code (LAC) and the cell ID are coded as in TS 04.08 [8].

## 12.20 IMEI

Byte(s)	Description	Length
1	IMEI tag	1
2	Length = '08'	1
3 - 10	IMEI of the ME	8

The IMEI is coded as in TS 04.08 [8].

## 12.21 Help Request

Byte(s)	Description	Length
1	Help Request tag	1
2	Length = '00'	1

## 12.22 Network Measurement Results

Byte(s)	Description	Length
1	Network Measurement Results tag	1
2	Length = '10'	1
3 - 18	Network Measurement Results	16

The Network Measurement Results are coded as for the Measurement Results information element in TS 04.08 [8], starting at octet 2 (the IEI is removed, as this information is duplicated by the data object tag).

## 12.23 Default Text

The coding of this data object is the same as for the Text String data object (see subclause 12.15) with the exception that the Default Text tag has a specific value (see subclause 13.3).

## 12.24 Items Next Action Indicator

Byte(s)	Description	Length
1	Items Next Action Indicator tag	1
2	Length (X)	1
3 to 3+X-1	Items Next Action Indicator list	X

Contents : Each item of a list of items has a next action indicator coded on one byte. The length of the Items Next Action Indicator list shall be the number of items of the list of items (X shall be the number of items in the list). The order of each item next action indicator, shall reflect the order of the items in the list of items.

The Item Next action indicator gives the possible actions that will be initiated by the SIM in case of selection by the user.

Coding : If the value is equal to '00' or if the value is reserved (that is, value not listed), the ME shall ignore the next action indicator type.

See subclause 13.4 for further information.

Example :

For the following list of items :

- item #1;
- item #2;



- item #3;
- ....
- item #n,

the Items Next Action Indicator (NAI) shall be as follows :

Tag	Length	NAI#1	NAI#2	NAI#3	...	NAI#n
-----	--------	-------	-------	-------	-----	-------

## 12.25 Event list

Byte(s)	Description	Length
1	Event list tag	1
2 to Y+1	Length (X) of bytes following	Y
Y+2 to X+Y+1	Event list	X

- Event list

Contents: A list of events, of variable length. Each byte in the list defines an event. Each event type shall not appear more than once within the list.

Coding: Each byte in the event list shall be coded with one of the values below:

- '00' = MT call
- '01' = Call connected
- '02' = Call disconnected
- '03' = Location status
- '04' = User activity
- '05' = Idle screen available
- '06' = Card reader status (if class "a" is supported)
- '07' = Language selection
- '08' = Browser Termination (if class "c" is supported)
- '09' = Data available (if class "e" is supported)
- '0A' = Channel status (if class "e" is supported)

## 12.26 Cause

Byte(s)	Description	Length
1	Cause tag	1
2	Length (X) of bytes following. $X=0$ , or $2 \leq X \leq 30$ .	1
3 to X+2	Cause	X

The Cause data object is coded as for the Cause call control information element in TS 04.08 [8], starting at octet 3 (the IEI and Length information are removed, as this information is duplicated by the data object tag and length).

Radio Link Timeout is indicated by the Cause data object having a value part of zero length (only the Tag and Length components are sent).

## 12.27 Location status

Byte(s)	Description	Length
1	Location status tag	1
2	Length (X) of bytes following	1
3	Location status	1

- Location status

Contents: this data object indicates the current service state of the MS.

- "Normal service" shall indicate that the MS is in a state where all requests for services are treated normally.

- "Limited service" shall indicate that the MS is in a state where only emergency call services are offered.
- "No service" shall indicate that the MS is in a state where no services are offered.

Coding: Each byte in the event list shall be coded with one of the values below:

- '00' = Normal service
- '01' = Limited service
- '02' = No service

## 12.28 Transaction identifier

Byte(s)	Description	Length
1	Transaction identifier tag	1
2	Length (X) of bytes following	1
3 to X+2	Transaction identifier list	X

- Transaction identifier list

Contents: A list of transaction identifiers, of variable length. Each byte in the list defines a transaction identifier. Each transaction identifier shall not appear more than once within the list.

Coding: Each byte in the transaction identifier list shall be coded as defined below:

- bits 1 to 4 = RFU
- bits 5 to 7 = TI value
- bit 8 = TI flag

TI value and TI flag are coded as defined in TS 24.007 [23].

## 12.29 BCCH channel list

Byte(s)	Description	Length
1	BCCH channel list tag	1
2	Length (X) of bytes following	1
3 to X+2	BCCH channel list	X

- BCCH channel list

Contents: the list of absolute RF channels for BCCH carriers, as known by the ME from the SYSTEM INFORMATION messages. The BCCH channel list is composed of one to three BCCH channel sub lists, each sub list is derived from the set of frequencies defined by reference neighbour cells description information element or elements. In the latter case the set is the union of the different subsets defined by the neighbour cells description information elements (see TS 04.08 [8]). The length of the BCCH channel list field depends on the length of the received BCCH channel list derived from the different SYSTEM INFORMATION messages to be considered.

Coding: Each ARFCN is represented by 10 bits. Spare bit(s) are to be filled with 0.

	Bit 8	Bit 7	Bit 6	Bit 5	Bit 4	Bit 3	Bit 2	Bit 1
<b>Byte 1</b>	ARFCN#1 (high part)							
<b>Byte 2</b>	ARFCN#1 (low part)			ARFCN#2 (high part)				
<b>Byte 3</b>	ARFCN#2 (low part)				ARFCN#3 (high part)			
...	...							
<b>Byte X-1</b>	ARFCN#m-1 (low part)				ARFCN#m (high part)			
<b>Byte X</b>	ARFCN#m (low part)						Spare bit (0)	Spare bit (0)

SIM applications should take into account that early implementations of SIM application toolkit may have coded this field differently, because of an inconsistency between the content and the coding of this element in previous versions of 11.14. The SIM is able to identify MEs that are using the coding described above by evaluating the indication "BCCH Channel List coding" in the TERMINAL PROFILE command.

## 12.30 Call control requested action

Byte(s)	Description	Length
1	Call control requested action tag	1
2 to (Y-1)+2	Length (X)	Y
(Y-1)+3 to (Y-1)+X+2	Call control requested action	X

- Call control requested action

Contents: The action given in response to the ENVELOPE (CALL CONTROL). It may contain, in the same order as given by the SIM, the address or SS string, the capability configuration parameters, the called party sub-address and the alpha identifier.

Coding: as described in subclause 9.1.6, starting with the first optional element given in the response data to the ENVELOPE (CALL CONTROL).

## 12.31 Icon Identifier

Byte(s)	Description	Length
1	Icon identifier tag	1
2	Length = '02'	1
3	Icon qualifier	1
4	Icon identifier	1

- Icon qualifier:

Contents: The icon qualifier indicates to the ME how the icon is to be used.

Coding:

bit 1: 0 = icon is self-explanatory, i.e. if displayed, it replaces the alpha identifier or text string  
 1 = icon is not self-explanatory, i.e. if displayed, it shall be displayed together with the alpha identifier or text string  
 bits 2-8 = 0 RFU.

- Icon identifier:

Contents: The icon identifier addresses a record in EF<sub>IMG</sub> as defined in TS 11.11 [20].

Coding: Binary.

## 12.32 Item Icon Identifier list

Byte(s)	Description	Length
1	Items Icon identifier tag	1
2	Length (X) of bytes following	1
3	Icon list qualifier	1
4 to 4+X-2	Icon identifier list	X-1

- Icon list qualifier:

Contents: The icon list qualifier indicates to the ME how the icons are to be used.

Coding:

bit 1: 0 = icon is self-explanatory, i.e. if displayed, it replaces the item text  
 1 = icon is not self-explanatory, i.e. if displayed, it shall be displayed together with the item text  
 bits 2-8 = 0 RFU.

All icons in the list shall be treated in the same manner by the ME, i.e. either none of the icons in this list are displayed, or for each item its related icon is displayed.

- Icon identifier list:

Contents :

Each item of a list of items has an icon identifier coded on one byte. The length of the Items icon identifier list shall be the number of items of the list of items (X-1 shall be the number of items in the list). The order of each item icon identifier, shall reflect the order of the items in the list of items. Each icon identifier addresses a record in EF<sub>IMG</sub> as defined in TS 11.11 [20].

Coding : Binary.

Example :

For the following list of items : - item #1;  
   - item #2;  
   - item #3;  
   - ....  
   - item #n,

the Items icon identifier list shall be as follows :

Tag	Length	Icon list qualifier	icon identifier#1	icon identifier#2	icon identifier#3	...	icon identifier#n
-----	--------	------------------------	----------------------	----------------------	----------------------	-----	----------------------

## 12.33 Card reader status

This subclause applies only if class "a" is supported.

Byte(s)	Description	Length
1	Card reader status tag	1
2	Length	1
3	Card reader status	1

- Card reader status:

Contents :

This contains the identity of the card reader, and flags to indicate the status of the reader with respect to:

- whether the card reader is removable or permanently connected;
- whether the card reader is present (this can only be false if the card reader is removable);
- whether the card reader present accepts ID-1 size cards (this can only be true if the card reader is present);
- whether there is a card present in the card reader (this can only be true if the card reader is present);
- whether power is being applied to the card (this can only be true if a card is present).

Coding :

The value of this byte indicates the identity and status of a card reader.

- bits 1-3 = identity of card reader x.
- bit 4 0 = Card reader is not removable  
1 = Card reader is removable
- bit 5 0 = Card reader is not present  
1 = Card reader is present
- bit 6 0 = Card reader present is not ID-1 size  
1 = Card reader present is ID-1 size
- bit 7 0 = No card present  
1 = Card is present in reader
- bit 8 0 = No card powered  
1 = Card in reader is powered

## 12.34 Card ATR

This subclause applies only if class "a" is supported.

Byte(s)	Description	Length
1	Card ATR tag	1
2	Length (X) of bytes following	1
3 to (X+2)	ATR	X

- ATR:

Contents :

This is the Answer To Reset returned by the card.

Coding :

The coding of the Answer To Reset is defined in ISO/IEC 7816-3 [16].

## 12.35 C-APDU

This subclause applies only if class "a" is supported.

Byte(s)	Description	Length
1	C-APDU tag	1
2 to (Y+1)	Length (X) of bytes following (Y = 1 or 2)	Y
Y+2	Command class CLA	1
Y+3	Command instruction code INS	1
Y+4	P1 parameter	1
Y+5	P2 parameter	1
Y+6	Lc (optional)	0 or 1
(Y+7) to (Y+X)	Data (optional)	Lc
Y+X+1	Le (optional)	0 or 1

This object contains the command APDU for Card x in the format defined in ISO/IEC 7816-4 [25]. Command class CLA, instruction code INS, P1 and P2 parameters, Lc, Data and Le are coded as defined in ISO/IEC 7816-4 [25]. Extended lengths are not supported.

Note: The maximum size of the value part of this Simple TLV (value of X) is limited to 241 bytes, so the maximum length for the Data (value of Lc) in a Case 3 type of APDU is 236 bytes.

## 12.36 R-APDU

This subclause applies only if class "a" is supported.

Byte(s)	Description	Length
1	R-APDU tag	1
2 to Y+1	Length (X) of bytes following (Y = 1 or 2)	Y
Y+2 to Y+X-1	R-APDU data (optional)	X-2
Y+X	Status word SW1	1
Y+X+1	Status word SW2	1

This object contains the response APDU from Card x in the format defined in ISO/IEC 7816-4 [25]. The R-APDU data and status words SW1 and SW2 are coded as defined in ISO/IEC 7816-4 [25]. It is possible for no R-APDU data to be present; this is indicated by the length of the data object.

Note: The maximum size of the value part of this Simple TLV (value of X) is limited to 239 bytes, so the maximum length of the R-APDU data is 237 bytes.

## 12.37 Timer identifier

Byte(s)	Description	Length
1	Timer identifier tag	1
2	Length='01'	1
3	Timer identifier	1

- Timer identifier:  
Contents: identifier of a timer

Coding:

'01' Timer 1  
'02' Timer 2  
'03' Timer 3  
'04' Timer 4  
'05' Timer 5  
'06' Timer 6  
'07' Timer 7  
'08' Timer 8

All other values are reserved

## 12.38 Timer value

Byte(s)	Description	Length
1	Timer value tag	1
2	Length='03'	1
3 - 5	Timer value	3

- Timer value:  
Contents: value of a timer, expressed using the format hour, minute, second.

Coding:

- byte 3: hour; this byte is coded exactly in the same way as the hour field of the TP-Service-Centre-Time-Stamp in TS 23.040 [6].
- byte 4: minute; this byte is coded exactly in the same way as the minute field of the TP-Service-Centre-Time-Stamp in TS 23.040 [6].
- byte 5: second; this byte is coded exactly in the same way as the second field of the TP-Service-Centre-Time-Stamp in TS 23.040 [6].

## 12.39 Date-Time and Time zone

Byte(s)	Description	Length
1	Date-Time and Time zone tag	1
2	Length = '07'	1
3 to 9	Date-Time and Time zone	7

The Date-Time and Time zone is coded as for the Time Zone and Time information element in TS 04.08 [8], starting at octet 2 (i.e. 1 byte for year, month, day, hour, minute, second and time zone). Each byte is encoded in exactly the same way as the corresponding field of the TP-Service-Centre-Time-Stamp in TS 23.040 [6]. For the time zone field, 'FF' indicates an unknown value.

## 12.40 AT Command

This subclause applies only if class "b" is supported.

Byte(s)	Description	Length
1	AT Command tag	1
2 to (Y-1)+2	Length (X)	Y
(Y-1)+3 to (Y-1)+3+X-1	AT Command string	X

Contents : The AT Command string is structured exactly as the AT Command line as defined in GSM 27.007 [27], which may contain single or concatenated AT commands.

## 12.41 AT Response

This subclause applies only if class "b" is supported.

Byte(s)	Description	Length
1	AT Response tag	1
2 to (Y-1)+2	Length (X)	Y
(Y-1)+3 to (Y-1)+3+X-1	AT Response string	X

Contents: The AT Response string is structured exactly as the response to a command line as defined in GSM 27.007 [27], which may contain single or concatenated responses appropriate to the issued AT command.

If the AT Response string is longer than the maximum length capable of being transmitted to the SIM then the AT Response string shall be truncated to this length by the ME.

## 12.42 BC Repeat indicator

Byte(s)	Description	Length
1	BC repeat indicator tag	1
2	Length	1
3	BC repeat indicator values	1

Contents & coding: The BC repeat indicator is structured exactly as defined in TS 04.08 [08].

## 12.43 Immediate response

This TLV object is used in the sustained DISPLAY TEXT command.

Byte(s)	Description	Length
1	Immediate response tag	1
2	Length='00'	1

## 12.44 DTMF string

Byte(s)	Description	Length
1	DTMF String tag	1
2 to (Y-1)+2	Length (X)	Y
(Y-1)+3 to (Y-1)+3+X-1	DTMF string	X

Contents :

The DTMF string which can be single or multiple characters is coded in BCD, in the same way as the Dialling number string defined for EF<sub>ADN</sub> in TS 11.11 [20]. It may include extended BCD coding. There is no need for a DTMF control digit separator at the beginning of the string, but if present it shall be interpreted as PAUSE.

## 12.45 Language

Byte(s)	Description	Length
1	Language tag	1
2	Length = '02'	1
3-4	Language	2

Coding:

each language code is a pair of alpha-numeric characters, defined in ISO 639 [29]. Each alpha-numeric character shall be coded on one byte using the SMS default 7-bit coded alphabet as defined in TS 23.038 [5] with bit 8 set to 0.

## 12.46 Timing Advance

Byte(s)	Description	Length
1	Timing Advance tag	1
2	Length = '02'	1
3	ME Status	1
4	Timing Advance	1

Coding of ME status:

'00' = ME is in the idle state  
 '01' = ME is not in idle state  
 '02' to 'FF' = reserved values

The Timing Advance is coded as for the Timing Advance information element in TS 04.08 [8], starting at octet 2 (the IEI is removed, as this information is duplicated by the data object tag).

## 12.47 Browser Identity

Byte(s)	Description	Length
1	Browser identity tag	1
2	Length (1)	1
3	Browser Identity	1

Coding :

00 = Default Browser shall be used.  
 Other values are RFU.



## 12.48 URL

Byte(s)	Description	Length
1	URL tag	1
2 to (Y+1)	Length (X)	Y
(Y+2) to (Y+1 + X)	URL	X

A null URL shall be coded with Length = '00', and no Value part. In that case, the ME shall use the default URL.

Coding :

The data used for the URL shall be coded as defined in [32] on using the "SMS 7bits default alphabet" with bit 8 set to 0 ;

## 12.49 Bearer

Byte(s)	Description	Length
1	Bearer tag	1
2 to (Y + 1)	Length (X)	Y
(Y+2) to (Y + X + 1)	List of bearers in order of priority requested	X

The ME shall use this list to choose which bearers are allowed in order of priority.

Coding of the bearers :

'00' = SMS ;

'01' = CSD ;

'02' = USSD ;

'03' = GPRS ;

'04' to 'FF' = RFU.

## 12.50 Provisioning File Reference

Byte(s)	Description	Length
1	Provisioning file reference tag	1
2 to (Y + 1)	Length (X)	Y
(Y+2) to (Y + X + 1)	Path to the provisioning file	X

Note : the path is the concatenation of file identifiers starting from the Master File, e.g. :  
3F007F206FXY....

The file shall contain a single unambiguous set of parameters required to make the connection. The content of the file shall be consistent with the format defined for provisioning information for the requested type of browser.

## 12.51 Browser Termination Cause

Byte(s)	Description	Length
1	Browser Termination Cause tag	1
2	Length (1)	1
3	Browser Termination Cause	1

Coding:

- 00 = User Termination.
- 01 = Error Termination.

## 12.52 Bearer description

This subclause applies only if class "e" is supported.

Byte(s)	Description	Length
1	Bearer description tag	1
2	Length (X+1)	1
3	Bearer type	1
4 to (3+X)	Bearer parameters	X

- Bearer Type coding
  - '01': CSD
  - '02': GPRS
  - '03': default bearer for requested transport layer.

all other values are reserved for future use

### 12.52.1 Bearer parameters for CSD

Contents: parameters specific to the bearer.

The default values of the subparameters are manufacturer specific since they depend on the purpose of the device and data services provided by it. Not all combinations and values of these subparameters are supported by GSM (refer TS 22.002 [30]).

X (length of parameters) = 3.

Coding:

The following values are as defined in the GSM 27.007 [27] for the select service bearer type "+CBST" extended command. They are coded in hexadecimal.

- byte 4 - Data rate: same as the "speed" subparameter defined in TS 27.007 [27].
- byte 5 - bearer service: same as the "name" subparameter defined in TS 27.007 [27].
- byte 6 - connection element: same as the "ce" subparameter defined in TS 27.007 [27].

### 12.52.2 Bearer parameters for GPRS / packet service

Contents : parameters describing the Quality of Service (QoS) and the type of PDP. This is an element of the PDP context.

The default values of the subparameters are manufacturer specific since they depend on the purpose of the device and data services provided by it. Not all combinations and values of these subparameters are supported by GSM (refer TS 22.002 [30]).

X (length of parameters) = 6.

Coding : The following values are as defined in TS 27.007 [27], for the quality of Service profile requested "+CGREQ" extended command. They are coded in hexadecimal.

- Coding of Byte 4 - Precedence class: same as the "precedence" subparameter, defined in TS 27.007 [27].
- Coding of Byte 5 - Delay class: same as the "delay" subparameter, defined in TS 27.007 [27].
- Coding of Byte 6 - Reliability class: same as the "reliability" subparameter, defined in TS 27.007 [27].
- Coding of Byte 7 - Peak throughput class: same as the "peak" subparameter, defined in TS 27.007 [27].
- Coding of Byte 8 - Mean throughput class: same as the "mean" subparameter, defined in TS 27.007 [27].
- Coding of Byte 9 - Packet data protocol type:
  - '02' = IP (Internet Protocol, IETF STD 5);
  - all other values are reserved.

### 12.52.3 Default bearer

Contents: none

X (length of parameters) = 0.

The ME is responsible for providing the parameters necessary to establish the connection (e.g. APN for GPRS, Address for CSD, ...).

## 12.53 Channel data

This subclause applies only if class "e" is supported.

Byte(s)	Description	Length
1	Channel data tag	1
2 to Y+1	Length (X)	Y
(Y+2) to (Y+X+1)	Channel data string	X

Contents:

The Channel data object contains application data read from or written to a specific channel buffer in the ME.

Coding:

The Channel data string shall be considered by the ME as binary coded on 8 bits.

## 12.54 Channel data length

This subclause applies only if class "e" is supported.

Byte(s)	Description	Length
1	Channel data length tag	1
2	Length (1)	1
3	Channel data length	1

The Channel data length codes :

- either the number of bytes that are available in a channel buffer (Tx or Rx buffers negotiated during OPEN CHANNEL) using TERMINAL RESPONSE. Since the Tx or Rx buffer size can be larger than 255 bytes, 'FF' means "more than 255 bytes are available".

- or the number of bytes that are requested in a RECEIVE DATA command.

## 12.55 Buffer size

This subclause applies only if class "e" is supported.

Byte(s)	Description	Length
1	Buffer size tag	1
2	Length (2)	1
3 to 4	Buffer size	2

The Buffer size codes the number of bytes requested by the SIM in an OPEN CHANNEL command or what the ME can offer the SIM (placed in TERMINAL RESPONSE).

## 12.56 Channel status

This subclause applies only if class "e" is supported.

Byte(s)	Description	Length
1	Channel status tag	1
2	Length (2)	1
3 to 4	Channel status	2

Contents :

The Channel status is a string of binary coded characters.

Coding of byte 3:

- bit 1 to 3: Channel identifier : 1..7  
Channel identifier 0 means "No channel available"
- bit 4 to 7: RFU
- bit 8: 0 = Link not established or PDP context not activated  
1 = Link established or PDP context activated

Coding of byte 4:

- '00' = No further info can be given
  - '01' = Not used
  - '02' = Not used
  - '03' = Not used
  - '04' = Not used
  - '05' = Link dropped
- all other values are reserved for future use

## 12.57 Card reader identifier

This subclause applies only if class "a" is supported.

Byte(s)	Description	Length
1	Card reader identifier tag	1
2	Length (X)	1
3 to (X+2)	Identifier of card reader	X

Coding :

The identifier of card reader is coded in hexadecimal.

## 12.58 Other Address

Byte(s)	Description	Length
1	Other address tag	1
2	Length (X)	1
3	Type of address	1
4 to (X+2)	Address	X-1

A null Local address shall be coded with Length = '00', and no Value part. In that case, the ME shall request a dynamic address.

Coding of Type of address: according to packet data protocol address in TS 04.08 [8].

'21' = IPv4 address

'57' = IPv6 address

'others' = reserved

Coding of address: according to packet data protocol address in TS 04.08 [8].

If type of address indicates IPv4, the Address information in octet 4 to octet 7 contains the IPv4 address. Bit 8 of octet 4 represents the most significant bit of the IP address and bit 1 of octet 7 the least significant bit .

If type of address indicates IPv6, the Address information in octet 4 to octet 19 contains the IPv6 address. Bit 8 of octet 4 represents the most significant bit of the IP address and bit 1 of octet 19 the least significant bit.

## 12.59 SIM/ME interface transport level

This subclause applies only if class "e" is supported.

Byte(s)	Description	Length
1	SIM/ME interface transport level tag	1
2	Length (X+1)	1
3	Transport protocol type	1
4 to 5	Port number	2

- Transport protocol type coding:
  - '01' : UDP (as defined in RFC 768 [33])
  - '02' : TCP (as defined in RFC 793 [34])
  - all other value are reserved
- Port number coding: integer

## 12.60 Void

## 12.61 Network Access Name

Byte(s)	Description	Length
1	Network Access Name tag	1
2	Length (X)	1
3 to 3+X-1	Network Access Name	X

- Content: The Network Access Name is used to identify the Gateway entity, which provides interworking with an external packet data network. For GPRS, the Network Access Name is an APN.
- Coding: As defined in TS 23.003 [36].

## 13 Tag values

This clause specifies the tag values used to identify the BER-TLV and SIMPLE-TLV data objects used in this specification.

### 13.1 BER-TLV tags in ME to SIM direction

Description	Length of tag	Value
SMS-PP download tag	1	'D1'
Cell Broadcast download tag	1	'D2'
Menu Selection tag	1	'D3'
Call control tag	1	'D4'
MO Short message control tag (if (MOSMcontrol is supported)	1	'D5'
Event download tag	1	'D6'
Timer expiration	1	'D7'
Reserved for TIA/EIA-136	1	'DF'

### 13.2 BER-TLV tags in SIM TO ME direction

Description	Length of tag	Value
Proactive SIM command tag	1	'D0'

### 13.3 SIMPLE-TLV tags in both directions

8	7	6	5	4	3	2	1
CR							
Tag value							

CR: Comprehension required for this object.

Unless otherwise stated, for SIMPLE-TLV data objects it is the responsibility of the SIM application and the ME to decide the value of the CR flag for each data object in a given command.

Handling of the CR flag at the receiving entity is described in subclause 6.10.

CR	Value
Comprehension required	1
Comprehension not required	0

Description	Length of tag	Tag value, bits 1-7 (Range: '01' - '7E')	Tag (CR and Tag value)
Command details tag	1	'01'	'01' or '81'
Device identity tag	1	'02'	'02' or '82'
Result tag	1	'03'	'03' or '83'
Duration tag	1	'04'	'04' or '84'
Alpha identifier tag	1	'05'	'05' or '85'
Address tag	1	'06'	'06' or '86'
Capability configuration parameters tag	1	'07'	'07' or '87'
Subaddress tag	1	'08'	'08' or '88'
SS string tag	1	'09'	'09' or '89'
USSD string tag	1	'0A'	'0A' or '8A'
SMS TPDU tag	1	'0B'	'0B' or '8B'
Cell Broadcast page tag	1	'0C'	'0C' or '8C'
Text string tag	1	'0D'	'0D' or '8D'
Tone tag	1	'0E'	'0E' or '8E'
Item tag	1	'0F'	'0F' or '8F'
Item identifier tag	1	'10'	'10' or '90'
Response length tag	1	'11'	'11' or '91'
File List tag	1	'12'	'12' or '92'
Location Information tag	1	'13'	'13' or '93'
IMEI tag	1	'14'	'14' or '94'
Help request tag	1	'15'	'15' or '95'
Network Measurement Results tag	1	'16'	'16' or '96'
Default Text tag	1	'17'	'17' or '97'
Items Next Action Indicator tag	1	'18'	'18' only
Event list tag	1	'19'	'19' or '99'
Cause tag	1	'1A'	'1A' or '9A'
Location status tag	1	'1B'	'1B' or '9B'
Transaction identifier tag	1	'1C'	'1C' or '9C'
BCCH channel list tag	1	'1D'	'1D' or '9D'
Icon identifier tag	1	'1E'	'1E' or '9E'
Item Icon identifier list tag	1	'1F'	'1F' or '9F'
Card reader status tag	class "a"	'20'	'20' or 'A0'
Card ATR tag	class "a"	'21'	'21' or 'A1'
C-APDU tag	class "a"	'22'	'22' or 'A2'
R-APDU tag	class "a"	'23'	'23' or 'A3'
Timer identifier tag	1	'24'	'24' or 'A4'
Timer value tag	1	'25'	'25' or 'A5'
Date-Time and Time zone tag	1	'26'	'26' or 'A6'
Call control requested action tag	1	'27'	'27' or 'A7'
AT Command tag	class "b"	'28'	'28' or 'A8'
AT Response tag	class "b"	'29'	'29' or 'A9'
BC Repeat Indicator tag	1	'2A'	'2A' or 'AA'
Immediate response tag	1	'2B'	'2B' or 'AB'
DTMF string tag	1	'2C'	'2C' or 'AC'
Language tag	1	'2D'	'2D' or 'AD'
Timing Advance tag	1	'2E'	'2E' or 'AE'
The '2F' tag is reserved for use in 3GPP TS 31.111		'2F'	
Browser Identity tag	class "c"	'30'	'30' or 'B0'
URL tag	class "c" or "e"	'31'	'31' or 'B1'
Bearer tag	class "c"	'32'	'32' or 'B2'
Provisioning Reference File tag	class "c"	'33'	'33' or 'B3'
Browser Termination Cause tag	class "c"	'34'	'34' or 'B4'
Bearer description tag	class "e"	'35'	'35' or 'B5'
Channel data tag	class "e"	'36'	'36' or 'B6'
Channel data length tag	class "e"	'37'	'37' or 'B7'
Channel status tag	class "e"	'38'	'38' or 'B8'
Buffer size tag	class "e"	'39'	'39' or 'B9'

Continued.....

Description	Length of tag	Tag value, bits 1-7 (Range: '01' - '7E')	Tag (CR and Tag value)
Card reader identifier tag class "a"	1	'3A'	'3A' or 'BA'
not used	1	'3B'	-
SIM/ME interface transport level tag class "e"	1	'3C'	'3C' or 'BC'
not used	1	'3D'	-
Other address (data destination address) tag class "e"	1	'3E'	'3E' or 'BE'
Network Access Name tag	1	'47'	'47' or 'C7'
Reserved for TIA/EIA-136	1	'60'	'60' or 'E0'
Reserved for TIA/EIA-136	1	'61'	'61' or 'E1'

## 13.4 Type of Command and Next Action Indicator

The table below shows the values which shall be used for Type of Command coding (see subclause 12.6) and Next Action Indicator coding (see subclause 12.24).

Value	Name	used for Type of Command coding	used for Next Action Indicator coding
'00'		-	-
'01'	REFRESH	X	
'02'	MORE TIME	X	
'03'	POLL INTERVAL	X	
'04'	POLLING OFF	X	
'05'	SET UP EVENT LIST	X	
'10'	SET UP CALL	X	X
'11'	SEND SS	X	X
'12'	SEND USSD	X	X
'13'	SEND SHORT MESSAGE	X	X
'14'	SEND DTMF	X	
'15'	LAUNCH BROWSER class "c"	X	
'20'	PLAY TONE	X	X
'21'	DISPLAY TEXT	X	X
'22'	GET INKEY	X	X
'23'	GET INPUT	X	X
'24'	SELECT ITEM	X	X
'25'	SET UP MENU	X	X
'26'	PROVIDE LOCAL INFORMATION	X	
'27'	TIMER MANAGEMENT	X	
'28'	SET UP IDLE MODEL TEXT	X	X
'30'	PERFORM CARD APDU class "a"	X	X
'31'	POWER ON CARD class "a"	X	X
'32'	POWER OFF CARD class "a"	X	X
'33'	GET READER STATUS class "a"	X	X
'34'	RUN AT COMMAND class "b"	X	
'35'	LANGUAGE NOTIFICATION	X	
'40'	OPEN CHANNEL class "e"	X	X
'41'	CLOSE CHANNEL class "e"	X	X
'42'	RECEIVE DATA class "e"	X	X
'43'	SEND DATA class "e"	X	X
'44'	GET CHANNEL STATUS class "e"	X	X
'60'	Reserved for TIA/EIA-136	X	X
'81'	End of the proactive session	not applicable	X



## 14 Allowed Type of command and Device identity combinations

Only certain types of commands can be issued with certain device identities. These are defined below:

Command description	Source	Destination
CALL CONTROL	ME	SIM
CELL BROADCAST DOWNLOAD	Network	SIM
COMMAND RESULT	ME	SIM
CLOSE CHANNEL class "e"	SIM	Channel x
DISPLAY TEXT	SIM	Display
EVENT DOWNLOAD		
- MT call	Network	SIM
- Call connected at near end (MT call)	ME	SIM
- Call connected at far end (MO call)	Network	SIM
- Call disconnected at near end	ME	SIM
- Call disconnected at far end	Network	SIM
- Location status	ME	SIM
- User activity	ME	SIM
- Idle screen available	Display	SIM
- Card reader status class "a"	ME	SIM
- language selection	ME	SIM
- Data available class "e"	ME	SIM
- Channel status class "e"	ME	SIM
GET CHANNEL STATUS class "e"	SIM	ME
GET INKEY	SIM	ME
GET INPUT	SIM	ME
GET READER STATUS class "a"	SIM	
- If card reader status requested	SIM	ME
- If card reader identifier requested	SIM	card reader x
LANGUAGE NOTIFICATION	SIM	ME
LAUNCH BROWSER class "c"	SIM	ME
MENU SELECTION	Keypad	SIM
MO SHORT MESSAGE CONTROL	ME	SIM
MORE TIME	SIM	ME
OPEN CHANNEL class "e"	SIM	ME
PERFORM CARD APDU class "a"	SIM	Card reader x
PLAY TONE	SIM	Earpiece (see note)
POLLING OFF	SIM	ME
POLL INTERVAL	SIM	ME
POWER ON CARD class "a"	SIM	Card reader x
POWER OFF CARD class "a"	SIM	Card reader x
PROFILE DOWNLOAD	ME	SIM
PROVIDE LOCAL INFORMATION	SIM	ME
RECEIVE DATA class "e"	SIM	Channel x
REFRESH	SIM	ME
RUN AT COMMAND class "b"	SIM	ME
SELECT ITEM	SIM	ME
SEND DATA class "e"	SIM	Channel x
SEND DTMF	SIM	Network
SEND SHORT MESSAGE	SIM	Network
SEND SS	SIM	Network
SEND USSD	SIM	Network
SET UP CALL	SIM	Network
SET UP EVENT LIST	SIM	ME
SET UP IDLE MODE TEXT	SIM	ME
SET UP MENU	SIM	ME
SMS-PP DOWNLOAD	Network	SIM
TIMER MANAGEMENT	SIM	ME
TIMER EXPIRATION	ME	SIM

NOTE: The ME may route the tone to other loudspeakers (external ringer, car kit) if more appropriate.

---

## 15 Security requirements

TS 03.48 [24] specifies standardised methods of securing the content of application messages to and from the SIM Application Toolkit. If it is necessary to secure application messaging to Toolkit applications, then TS 03.48 [24] may be used.

## Annex A (normative): Support of SIM Application Toolkit by Mobile Equipment

Support of SIM Application Toolkit is optional for Mobile Equipment. However, if an ME states conformance with a specific GSM release, it is mandatory for the ME to support all functions of that release.

The support of letter classes, which specify mainly ME hardware dependent features, is optional for the ME and may supplement the SIM Application Toolkit functionality described in this document. If an ME states conformance to a letter class, it is mandatory to support all functions within the respective letter class.

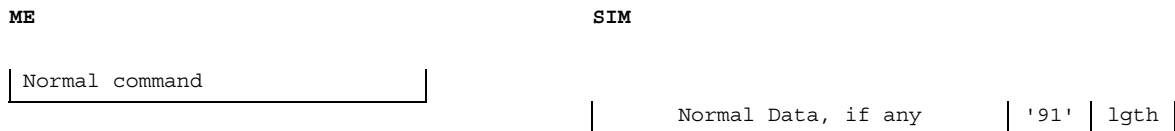
The table below indicates the commands of the optional letter classes:

Letter classes	Command/function description
a	Proactive command: GET READER STATUS Proactive command: PERFORM CARD APDU Proactive command: POWER ON CARD Proactive command: POWER OFF CARD Event download: Card reader status
b	Proactive command: RUN AT COMMAND
c	Proactive command: LAUNCH BROWSER Event download: Browser termination
d	Soft key support
e	Proactive command: OPEN CHANNEL Proactive command: CLOSE CHANNEL Proactive command: RECEIVE DATA Proactive command: SEND DATA Proactive command: GET CHANNEL STATUS Event download: Data available Event download: Channel status

## Annex B (informative): Example command sequences for proactive SIM

This subclause shows example APDU sequences for proactive SIM commands, and is for information only.

### Case 1: Proactive SIM request following a normal command from the ME



[Possible "normal GSM operation" command/response pairs]

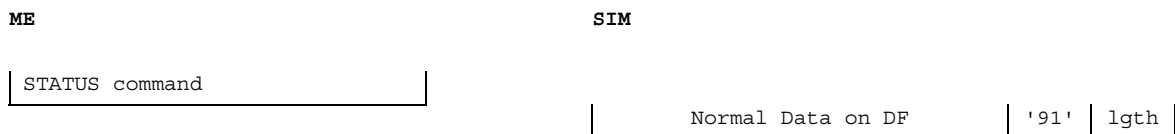


[Possible "normal GSM operation" command/response pairs]

[ME performs command]



### Case 2: Proactive SIM request following a (polling) STATUS command from the ME



[Possible "normal GSM operation" command/response pairs]

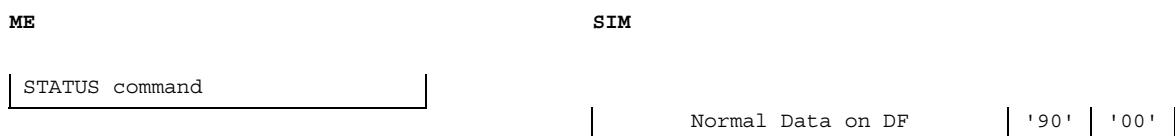


[Possible "normal GSM operation" command/response pairs]

[ME performs command]



### Case 3: STATUS command from ME, not followed by any proactive SIM request



**Case 4: Unsuccessful proactive SIM request, followed by SIM asking the ME to retry**

<b>ME</b>	<b>SIM</b>
Normal command	Normal Data, if any   '91'   lgth

[Possible "normal GSM operation" command/response pairs]

FETCH	Proactive SIM command   '90'   '00'
-------	-------------------------------------

[Possible "normal GSM operation" command/response pairs]

[ME performs command]

TERMINAL RESPONSE (temporary problem)	'91'   lgth
---------------------------------------	-------------

[Possible "normal GSM operation" command/response pairs]

FETCH	Repeat of proactive SIM command   '90'   '00'
-------	---

[Possible "normal GSM operation" command/response pairs]

[ME performs command]

TERMINAL RESPONSE (OK)	'90'   '00'
------------------------	-------------

**Case 5: Unsuccessful proactive SIM request, and the SIM does not ask for the ME to retry**

<b>ME</b>	<b>SIM</b>
Normal command	Normal Data, if any   '91'   lgth

[Possible "normal GSM operation" command/response pairs]

FETCH	Proactive SIM command   '90'   '00'
-------	-------------------------------------

[Possible "normal GSM operation" command/response pairs]

[ME performs command]

TERMINAL RESPONSE (temporary problem)	'90'   '00'
---------------------------------------	-------------

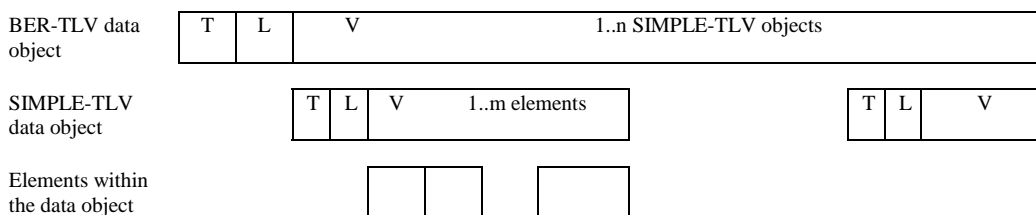
---

## Annex C (informative): Example of DISPLAY TEXT Proactive SIM Command

Example of DISPLAY TEXT Proactive SIM Command  
(BER-TLV Data Object)

Byte#	Value (Hex)	Description
1	D0	Proactive SIM command tag
2	0F	length
3	81	command details tag
4	03	length
5	01	command number
6 - 7	21 00	Display text (normal priority, clear message after a delay)
8	82	Device identities tag
9	02	length
10	81	source: SIM
11	02	destination: Display
12	8D	Text string tag
13	04	length
14	04	Data coding scheme ('04'=8-bit default SMS)
15 - 17	53,41,54	text string ("SAT")

## Annex D (normative): Structure of SIM Application Toolkit communications



SIM Application Toolkit commands and responses are sent across the interface as BER-TLV data objects. Each APDU shall only contain one BER-TLV object.

The tag is a constant value, length one byte, indicating it is a SIM Application Toolkit command.

The length is coded onto 1, or 2 bytes according to ISO/IEC 7816-6 [17]. The following table details this coding:

Length	Byte 1	Byte 2
0-127	length ('00' to '7F')	not present
128-255	'81'	length ('80' to 'FF')

Any length within the APDU limits (up to 255 bytes) can thus be encoded on two bytes. This coding is chosen to remain compatible with ISO/IEC 7816-6 [17].

Any values for byte 1 or byte 2 that are not shown above shall be treated as an error and the whole message shall be rejected.

The value part of the BER-TLV data object consists of SIMPLE-TLV data objects, as shown in the description of the SIMPLE-TLV data objects on individual commands. It is mandatory for SIMPLE-TLV data objects to be provided in the order given in the description of each command. New SIMPLE-TLV data objects can be added to the end of a command.

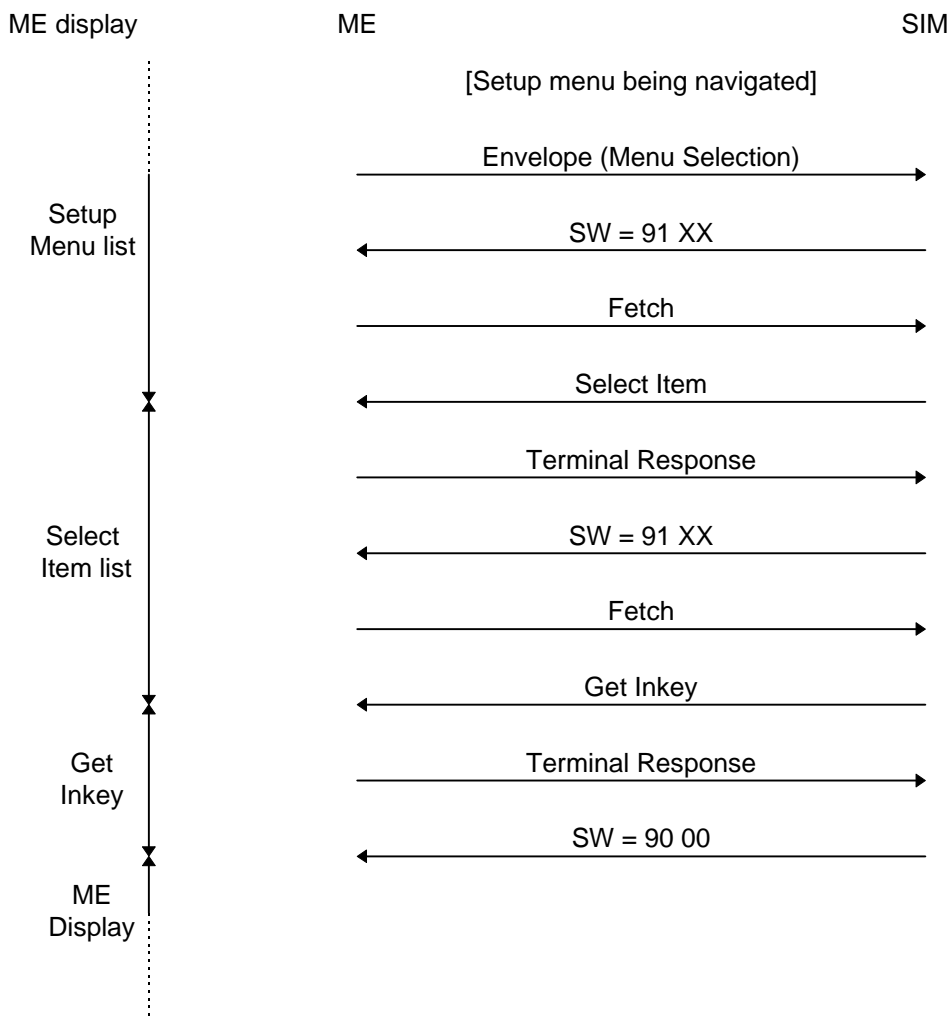
The M/O columns specify whether it is mandatory or optional for the sender to send that particular SIMPLE-TLV data object for compliance with the current version of this TS. The Min (Minimum Set) column describes whether it is necessary for the receiver to have received that particular SIMPLE-TLV data object to be able to attempt at least the most basic form of this command. The procedure for dealing with incomplete messages is described in subclause 6.10.

'00' and 'FF' are never used as tag values for BER-TLVs. This is in accordance with ISO/IEC 7816-6 [17]. Padding characters are not allowed.

See ISO/IEC 7816-6 [17] for more information on data objects.

# Annex E (informative): ME display in proactive SIM session

Example of the ME display whilst the ME is in a proactive SIM session.





## Annex F (informative): Help information feature processing

The following example shows the use of the commands Menu Selection / Select Item and Get Input in conjunction with the help information feature.

ME		SIM
TERMINAL PROFILE	----->	
	<-----	91xx
FETCH	----->	
	<-----	SET UP MENU (Help available)
TERMINAL RESPONSE (OK)	----->	
	<-----	90 00
...		
ENVELOPE (MENU SELECTION, help on menu item m)	----->	
	<-----	91 xx
FETCH	----->	
	<-----	DISPLAY TEXT (Help info to item m)
TERMINAL RESPONSE (OK)	----->	
	<-----	90 00
(ME offers menu again and user selects item m)		
ENVELOPE (MENU SELECTION, select item m)	----->	
	<-----	91 xx
FETCH	----->	
	<-----	SELECT ITEM (Item list under item m, help available)
TERMINAL RESPONSE (Help on item mn in item list under item m )	----->	
	<-----	91 xx
FETCH	----->	
	<-----	DISPLAY TEXT (Help info to item mn)
TERMINAL RESPONSE (OK)	----->	
	<-----	91 xx
FETCH	----->	
	<-----	Repetition of SELECT ITEM (Item list under item m, help available)
...		
	<-----	91xx
FETCH	----->	
	<-----	GET INPUT
TERMINAL RESPONSE (Help info required)	----->	
	<-----	91 xx
FETCH	----->	
	<-----	DISPLAY TEXT (Help info)
TERMINAL RESPONSE (OK)	----->	
	<-----	91 xx
FETCH	----->	
	<-----	Repetition of GET INPUT
TERMINAL RESPONSE (OK)	----->	
		...
...		

---

## Annex G (informative): Monitoring of events

Some of the events monitored through the event download mechanism are reported by the mobile each time the event occurs, while other events are reported only once (the ME removes the event type from the current event list once the event occurs). This is summarised in the table below:

<b>Event</b>	<b>Continuously reported</b>	<b>Reported once</b>
MT call	X	
Call connected	X	
Call disconnected	X	
Location status	X	
User activity		X
Idle screen available		X
Card reader status (for class "a" only)	X	
Language selection	X	
Data available (for class "e" only)	X	
Channel status (for class "e" only)	X	
Browser termination (for class "c" only)	X	

---

## Annex H (normative): Support of Multiple Card Operation

This annex applies only if class "a" is supported.

It is intended that MultipleCard commands are an optional extension to the basic SAT functionality in the present document.

The ME is responsible for appropriate protocol management, as defined in ISO/IEC 7816-4 [24]. This includes APDU mapping and procedure byte handling.

If the ME is already powered on and a SIM is active, then, when Card x is inserted, the ME powers on Card x. The ME shall identify if Card x contains the GSM application. If it does, TS 02.17 [25] applies. If it does not contain the GSM application, or it is not selected by the user for GSM operation, then the ME powers off Card x. If applicable, the ME shall send an event download (card reader status) message to the current SIM. When required, the SAT application of the current SIM card shall power on Card x and control communications, through the relevant proactive commands.

When the ME is powered on, the ME locates and selects the preferred SIM card defined in TS 02.17 [25]. If applicable, the ME sends a Terminal Profile command to the SIM. When required, the SAT application issues a Get Reader Status proactive command, which gets information on all readers and cards available to the SAT application. This procedure also applies if the ME is already powered on with no SIM present, and a card is then inserted.

When the SIM issues a POWER ON CARD, and the ME successfully receives an Answer To Reset from Card x, the ME shall return a successful Terminal Response containing the ATR, even if it does not understand the contents of the ATR, or support any of the protocols indicated.

The ME shall ensure that Card x is deactivated according to ISO/IEC 7816-3 [16]. Where deactivation is not due to a POWER OFF CARD proactive command (e.g. card removed, card reader removed, or low battery), the event download (card reader status) procedure may also be applicable.

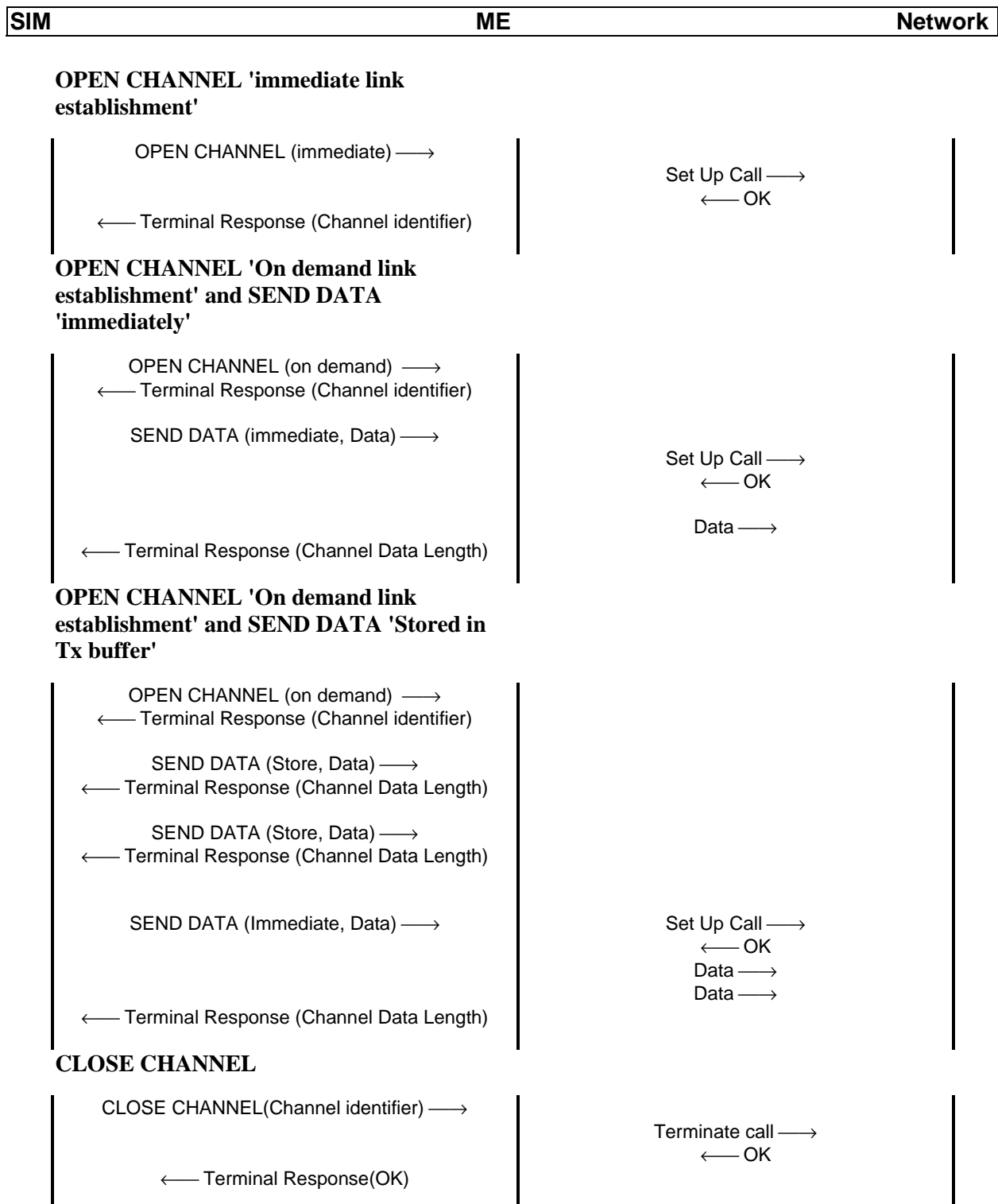
## Annex I (informative): Multiple Card proactive command examples

This annex applies only if class "a" is supported.

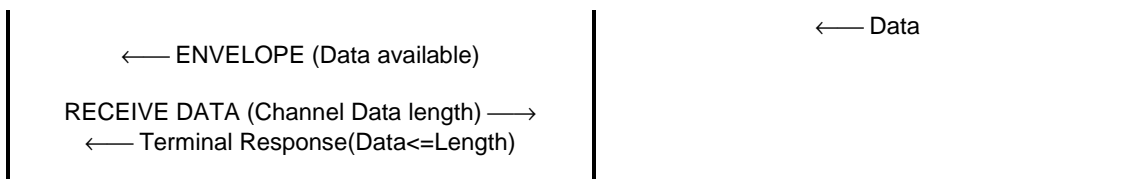
SIM	ME	Card-x
<b>PERFORM CARD APDU</b>		
PERFORM CARD APDU →  ← Terminal Response (R-APDU)	C-APDU → ← R-APDU	
<b>POWER OFF CARD</b>		
POWER OFF CARD →  ← Terminal Response()	Deactivate Card x →	
<b>POWER ON CARD</b>		
POWER ON CARD →  ← Terminal Response (ATR) POWER ON CARD →  ← Terminal Response (ATR)	Activate and Reset Card x → ← Answer to Reset  Reset Card x → ← Answer to Reset	
<b>GET READER STATUS</b>		
GET READER STATUS →  ← Terminal Response (Status of card reader(s))	ME scans all possible card reader interfaces	

## Annex J (informative): Bearer independent protocol proactive command examples

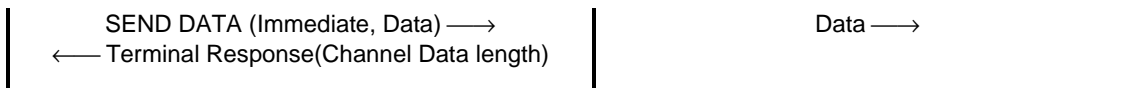
This annex applies only if class "e" is supported.



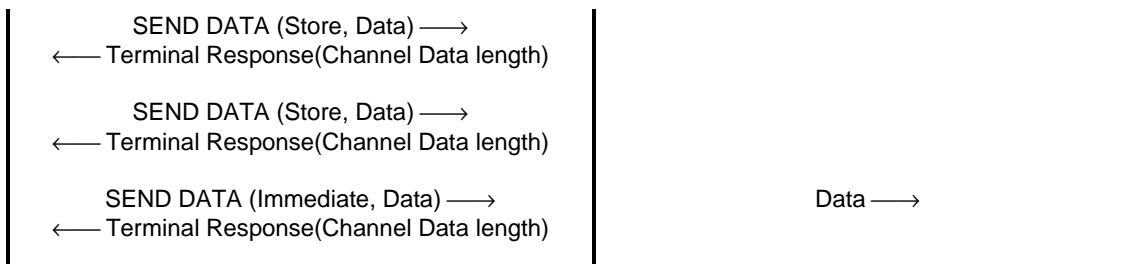
**RECEIVE DATA**



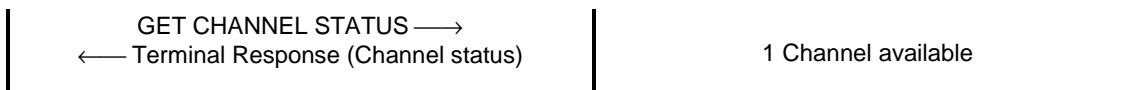
**SEND DATA 'immediately'**



**SEND DATA 'Stored in Tx Buffer'**



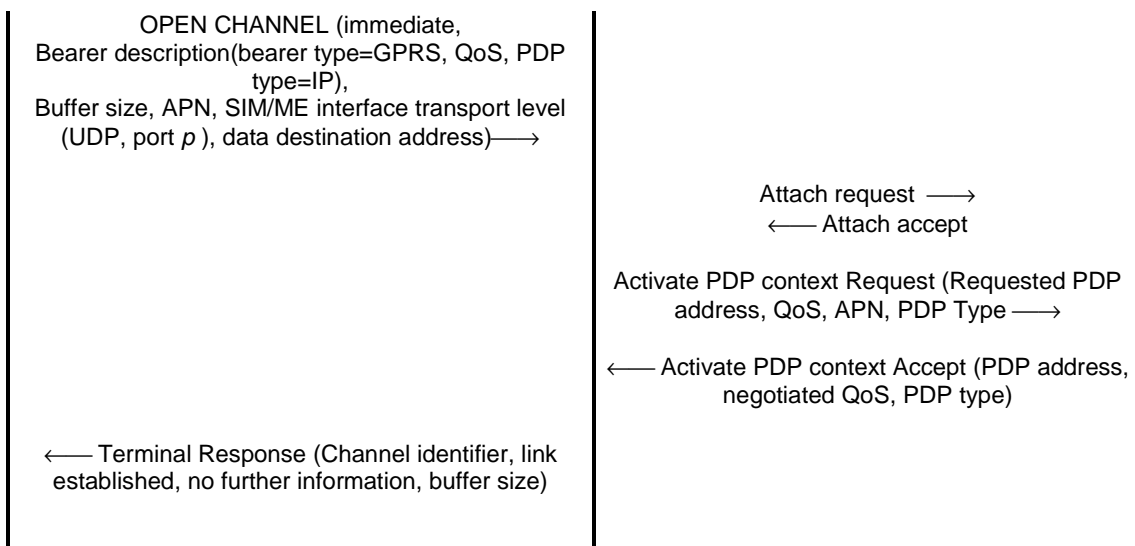
**GET CHANNEL STATUS**



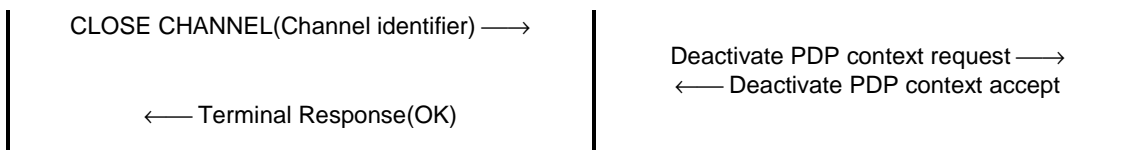
Example for GPRS bearer:



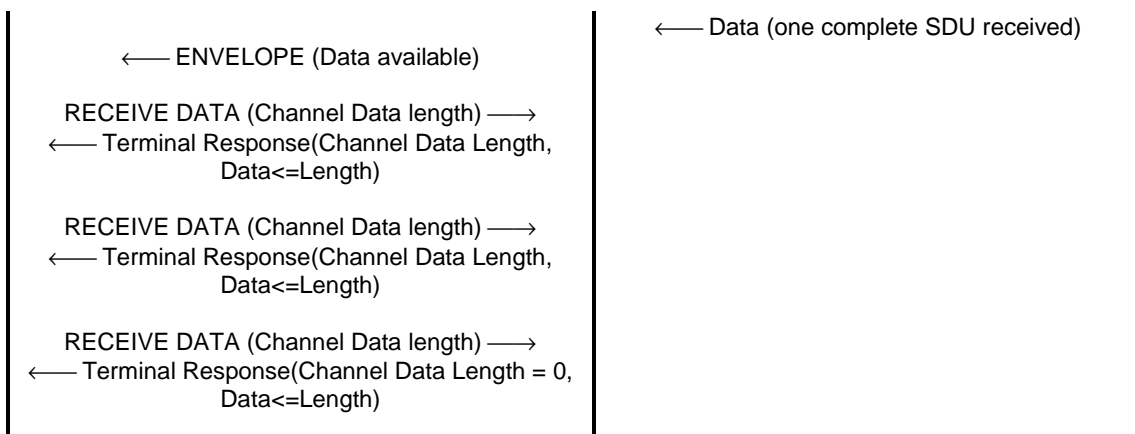
**OPEN CHANNEL**



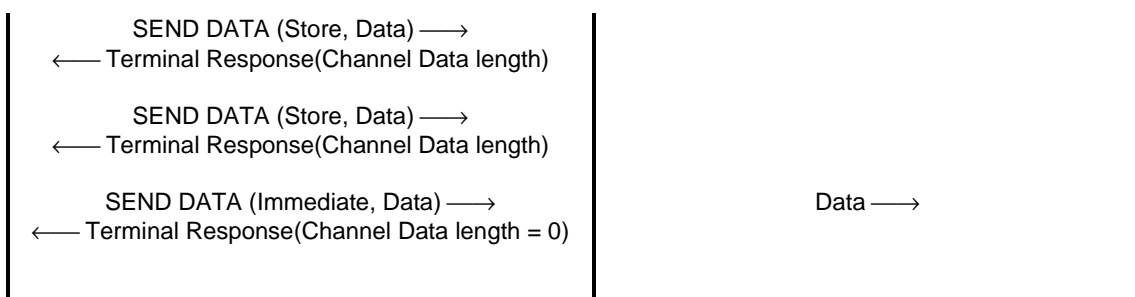
**CLOSE CHANNEL**



**RECEIVE DATA**



**SEND DATA 'Stored in Tx Buffer'**



**GET CHANNEL STATUS**



---

## Annex K (informative): WAP References

### Informative WAP references:

WAP specifications: [URL : http://www.wapforum.org/](http://www.wapforum.org/)

WAP Smart card provisioning specification: [URL : http://www.wapforum.org/](http://www.wapforum.org/)

### Definitions:

**WAE User Agent** : any software or device that interprets WML, WMLScript.

**WMLScript** : a scripting language used to run a program in the mobile device.

### Abbreviations:

WAE	Wireless Application Environment
WAP	Wireless Application Protocol
WML	Wireless Markup Language



## Annex L (informative): Change history

This annex lists all change requests approved for the present document since the first phase2+ version was approved by ETSI SMG.

Meeting#	Plenary tdoc	WG tdoc	VERS	CR	RV	PH	CAT	SUBJECT	Resulting Version
s18	263/96		2.0.0			r96		Final draft version GSM 11.14 approved	5.0.0
s19	515/96	134/96	5.0.0	A001	2	r96	B	Enhancement of call control (refresh command)	5.1.0
s20	580/96	206/96	5.1.0	A002		r96	B	Barred Dialling Numbers	5.2.0
	703/96	208/96		A003		r96	B	Enhancement of REFRESH command	
	703/96	208/96		A004		r96	C	Enhancement to the command DISPLAY TEXT	
	703/96	208/96		A006		r96	B	Enhancement to the SIM Application Toolkit	
s21	102/97	087/97	5.2.0	A007	1	r96	B	Ending of proactive session.	5.3.0
	102/97	063/97		A008		r96	D	Example of Proactive SIM Command	
	102/97	049/97		A009		r96	D	Editorial clarifications to Text	
s22	357/97	151/97	5.3.0	A010		r96	F	General Result values : interpretation	5.4.0
	357/97	171/97		A011	1	r96	D	Clarifications to the DISPLAY TEXT command	
	357/97	176/97		A012	1	r96	D	Length indicator clarification of some simple TLV data obj.	
	357/97	172/97		A014	1	r96	D	Clarification of ME & SIM toolkit actions during REFRESH	
	357/97	178/97		A015	1	r96	F	Set Up Menu command without Item Data Object	
	357/97	169/97		A016		r96	F	Call control, corrections and editorial clarifications	
	357/97	170/97		A017		r96	C	Call Control : call set-up,SS and USSD operation	
	357/97	190/97		A018		r96	F	Call control,USSD operations	
s23	789/97	284/97	5.4.0	A020	1	r97	B	Help information facility	5.5.0
	789/97	257/97		A021		r96	F	Corrections to Annex D	
	789/97	263/97		A022		r96	F	Response data following an ENVELOPE command	
	789/97	280/97		A023	1	r96	F	Length of resp. data after SMS-PP ENVELOPE command	
	789/97	265/97		A024		r96	F	Clarification of the TP-Message Ref incrementation	
	789/97	266/97		A025		r96	F	Correction of the use of the Comprehension Required flag	
	789/97	267/97		A026		r96	F	DCS byte coding for send short message command	
	789/97	292/97		A027		r96	F	Concerning Annex C	
	789/97	274/97		A028		r96	F	Clarification of POLLING OFF command	
	789/97	275/97		A029		r96	F	Interaction between SIM toolkit and emergency calls	
	789/97	269/97		A030		r96	F	removal of setup menu	
	789/97	278/97		A031		r96	F	Clarification of result retry	
	789/97	251/97		A032		r96	F	Coding of simple TLV data objects	
	789/97	237/97		A033		r96	F	Interaction between proactive commands and FDN	
	789/97	254/97		A034		r96	F	Toolkit and ME display interaction	
	789/97	279/97		A035		r96	F	Poll interval	
	789/97	240/97		A036		r96	F	Clarifications to REFRESH command.	
	789/97	282/97		A037	1	r96	F	Clarification of length and removal of padding	
	789/97	289/97		A038	1	r96	F	Correction to display text	
	789/97	290/97		A040	1	r96	F	Terminal response without command details	
	789/97	288/97		A041		r96	F	Number of possible ongoing proactive commands	
	789/97	291/97		A042		r96	F	Provide Local Information	
	789/97	276/97		A043		r96	F	Interaction with Last Number Dialed	
s24	97-1124	97/362	5.5.0	A044		r96	F	high priority of DISPLAY TEXT	5.6.0
	97-0886	97/363		A045		r97	B	new type of DISPLAY TEXT and SET UP CALL	
	97-0886	97/373		A047	1	r97	D	Extension of the Annex on help information feature.	
	97-0886	97/367		A048		r97	C	Enhancement to PROVIDE LOCAL INFORMATION	
	97-0886	97/370		A049		r96	F	GET INPUT - Hidden text	
	97-0886	97/375		A050		r97	B	Default choice possibility for Get Input	
	97-0886	97/382		A051	2	r97	B	Improvement of the dialogue with the user	
	97-0886	97/352		A052		r97	C	cell identity available in call control by SIM	
	97-0886	97/377		A053		r96	F	Profile download	
	97-0886	97/380		A054		r97	B	send USSD	
	97-0886	97/381		A055		r97	B	MO SMS control by SIM	
NOTE: At SMG #25, it was decided to create a version 6.0.0 of every specification that contained at least one release '97 workitem. Thus release 97 CRs approved at or after SMG #25 will only be found in the version 6.x.y of this specification.									
s25	98-0158	98p092	5.6.0	A046	1	r96	F	Proactive Commands versus possible Terminal Response	6.0.0
	98-0158	98p068		A056		r97	C	Indications to be given to the user	
	98-0158	98p071		A057		r96	F	Length of text string TLVs	
	98-0158	98p058		A058		r96	F	Corrections to Command results	
	98-0158	98p076		A059		r97	F	MO SM control by SIM	
	98-0158	98p081		A060	1	r97	B	Previously selected item indication	

Meeting#	Plenary tdoc	WG tdoc	VERS	CR	RV	PH	CAT	SUBJECT	Resulting Version
	98-0158	98p096		A061	1	r97	B	Event driven information	
	98-0158	98p106		A062	1	r97	B	Addition of UCS2 alphabet in the proactive commands	
	98-0158	98p098		A063	1	r96	F	PLAY TONE - addition of user abort while tone is playing	
	98-0158	98p097		A064		r97	C	Addition of warning of incompleteness of class 3	
s26	98-0399	98p229	6.0.0	A065	2	R98	B	Icons for proactive commands	7.0.0
	98-0399	98p211		A067		R97	F	Network not supporting / allowing call hold during the SET UP CALL	
	98-0399	98p213		A069		R97	F	Correction to unknown tag value	
	98-0399	98p214		A070		R97	F	Item Identifier in TERMINAL RESPONSE to SELECT ITEM	
	98-0399	98p216		A072		R97	F	Correction to PLAY TONE	
	98-0399	98p217		A073		R97	F	Network measurement results	
	98-0399	98p219		A075		R97	F	Missing response code	
	98-0399	98p242		A076	1	R97	F	SIM Toolkit Class Handling	
	98-0399	98p222		A077		R97	F	Addition of reference to TS 03.48	
	98-0399	98p230		A078		R98	B	SELECT ITEM Menu / Data Selection enhancement	
	98-0399	98p231		A079		R98	B	Operation of ME with multiple card readers	
	98-0400	98p238		A081		R98	D	Deletion of all release 97 markers from the R98 version	
	98-0399	98p249		A082		R97	F	RP-ACK RP-ERROR for SIM data download error	
	98-0399	98p243		A083		R98	B	Timer management	
	98-0399	98p252		A086		R98	C	Improvement of DISPLAY TEXT	
	98-0399	98p256		A089	1	R97	F	clarification to FETCH command	
	98-0399	98p169		A090		R98	B	Extension of PROVIDE LOCAL INFO for date, time and timezone.	
s27	98-0670	98p345	7.0.0	A094		R98	F	Additional info field mandatory in case of USSD Return Error result.	7.1.0
	98-0670	98p357		A098		R98	A	Clarification regarding the ME changing the contents of SIM commands e.g. SEND SMS	
	98-0670	98p374		A100		R98	F	Clarification about USSD return result	
	98-0670	98p377		A103		R98	F	Clarification of the '93 00' status response handling	
	98-0670	98p378		A104		R98	B	New command - SETUP IDLE MODE TEXT	
	98-0670	98p369		A108		R98	C	Handling of DTMF in SETUP CALL command	
	98-0670	98p389		A110		R98	F	Interaction between call control by SIM / MO short message control and proactive commands	
	98-0605			A111	4	R98	B	Enhancement to Proactive SIM that enables the SIM to issue AT commands	
s28	P-99-185	98p448	7.1.0	A085	3	R98	B	Addition of a second alpha identifier to SET UP CALL	7.2.0
	P-99-185	98p432		A114		R98	A	Clarification about USSD Return Result parameters in Terminal Response	
	P-99-185	98p451		A115		R98	F	Call Control: Modified user request beyond ME's capabilities	
	P-99-185	9-99-045		A116		R98	C	Display of the items on the ME screen	
	P-99-185	9-99-054		A117		R98	C	USSD string coding	
	P-99-185	9-99-060		A120		R98	A	Configuration parameters	
	P-99-185	9-99-071		A121		R98	D	USSD and call control Call	
	P-99-185	9-99-073		A122		R98	F	Call control: Two bearer capability with BC repeat indicator	
	P-99-185	9-99-078		A123		R98	F	Clarification to PROVIDE LOCAL INFO regarding NMR	
	P-99-185	9-99-070		A124		R98	B	Sustained DISPLAY TEXT command	
	P-99-185	9-99-085		A126		R98	D	Clarification to PROVIDE LOCAL INFO (NMR in idle mode)	
	P-99-185	9-99-090		A127		R98	F	Correction of reply to SEND USSD	
	P-99-185	9-99-089		A129		R98	B	New proactive command "SEND_DTMF"	
	P-99-188			A132		R98	D	Deletion of \$(.....)\$ release markers	
	P-99-188			A134		R98	D	Deletion of references to class 1 and class 2	
	P-99-188			A135		R98	D	Incorporation of timer feature into class 3	
s29	P-99-413	9-99-162	7.2.0	A128	5	R98	C	EF IMSI changes via data download or SIM toolkit application	8.0.0
	P-99-413	9-99-197		A140		R98	F	Clarification of TERMINAL RESPONSE in the case of an empty GET INPUT command	
	P-99-541			A141	1	R98	F	Correction of BCCH channel list in Network Measurement Results	
	P-99-413	9-99-209		A142		R98	F	GET INKEY "Yes/No" shall not define keyboard mapping	
	P-99-413	9-99-164		A136		R99	C	Language indication for PROVIDE LOCAL INFORMATION and event driven information	
	P-99-413	9-99-210		A137	1	R99	C	Timing Advance in PROVIDE LOCAL INFO	
	P-99-413	9-99-179		A138		R99	C	New response "limited service" in PROVIDE LOCAL INFO	
			8.0.0					Version 8.0.1 was produced as a result of a mistake made in the coding of the TERMINAL PROFILE during the production of v8.0.0	8.0.1
s30	P-99-671	9-99-306	8.0.1	A143	2	R99	B	New command: Language notification for SIM to notify ME about selected SIM Application Toolkit language	8.1.0
	P-99-671	9-99-295		A144		R99	D	Removal of numerical toolkit classes	

Meeting#	Plenary tdoc	WG tdoc	VERS	CR	RV	PH	CAT	SUBJECT	Resulting Version
	P-99-671	9-99-289		A145		R99	F	Clarification of the '6F XX' response	
	P-99-671	9-99-301		A146		R99	D	Execution time of SIM toolkit procedures	
s31	P-00-138	9-00-0101	8.1.0	A149		R99	F	Correction on Transaction identifier tag	8.2.0
	P-00-138	9-00-0141		A150		R99	B	Addition of EIA/TIA-136 Teleservice Delivery	
	P-00-138	9-00-0109		A151		R99	F	Clarification to service modification by Call Control	
	P-00-138	9-00-0110		A152		R99	F	Correction to result value "USSD transaction terminated by user"	
	P-00-138	9-00-0111		A153		R99	F	Call Control and automatic redial mode	
	P-00-138	9-00-0138		A155		R99	C	Addition of soft keys support for SELECT ITEM.	
	P-00-138	9-00-0140		A157		R99	C	Addition of soft keys support for SET UP MENU	
	P-00-138	9-00-0142		A158		R99	B	Addition of SAT commands for bearer independent protocol	
	P-00-138	9-00-0143		A159		R99	B	Addition of GPRS data bearer for bearer independent protocol	
	P-00-138	9-00-0144		A160		R99	B	New proactive Command : LAUNCH BROWSER	
	P-00-138	9-00-0145		A161		R99	F	Correction on Allowed Type of command and Device identity combinations	
	P-00-138	9-00-0150		A162		R99	F	MORE TIME usage clarification	
	P-00-138	9-00-0156		A163		R99	B	Display parameters in Profile download	
	P-00-138	9-00-0157		A164		R99	C	Get Reader Status : card reader identifier	
			8.2.0					The additions of CR A160 to subclause 6.6.26 were not correctly implemented in version 8.2.0. This is rectified in version 8.2.1.	8.2.1
s32	P-00-297	9-00-0220	8.2.1	A168		R99	A	Correction of references in SET UP IDLE MODE TEXT	8.3.0
	P-00-297	9-00-0243		A169		R99	A	Icon identifiers handling	
	P-00-297	9-00-0245		A170		R99	D	Addition of tag values	
	P-00-297	9-00-0267		A172	1	R99	A	Correction of SELECT ITEM	
	P-00-297	9-00-0265		A173		R99	F	Addition of health warning ME storage on input	
	P-00-297	9-00-0270		A174		R99	F	Correction to display parameters in profile download	
	P-00-297	9-00-0197		A175		R99	A	Correction of reference in REFRESH description	
	P-00-297	9-00-0272		A176		R99	F	Get Reader Status : correction to card reader identifier tag	
	P-00-297	9-00-0281		A177		R99	F	Correction of SAT commands for using GPRS in bearer independent protocol feature	
	P-00-297	9-00-0280		A178		R99	F	Clarification of ME/SIM interface for bearer independent protocol	
<i>Following the closure of ETSI SMG and the agreement of the 3GPP in July 2000 to undertake responsibility for remaining GSM specifications, the change requests listed below were approved by 3GPP TSG-T. This change in responsibility also changed the specification number from "GSM 11.14" to "3GPP TS 11.14".</i>									
TP-09	TP-000149	T3-000473	8.3.0	A184		R99	F	Clarification for Alpha Identifier in PLAY TONE	8.4.0
	TP-000149	T3-000485		A186		R99	F	EVENT DOWNLOAD-MT call : correction of the sub-address description	
	TP-000149	T3-000468		A188		R99	F	correction to GET INPUT regarding number of response string variables	
TP-10	TP-000202	T3-000641	8.4.0	A189	2	R99	F	Clarification of bearer independent related to GPRS	8.5.0
	TP-000202	T3-000644		A190	1	R99	F	Correction to device identity coding	
	TP-000202	T3-000647		A191		R99	F	Clarification of command qualifier related to LAUNCH BROWSER	
	TP-000202	T3-000618		A192		R99	F	Modification of general result for proactive command with user confirmation	
	TP-000202	T3-000634		A193		R99	F	General Clarification and Corrections	
TP-11	TP-010039	T3-010209	8.5.0	A194		R99	F	Correction of Annex A: Support of USAT by Mobile Equipment	8.6.0
TP-12	TP-010151	T3-010416	8.6.0	A196		R99	A	Clarification of min and max length for GET INPUT	8.7.0
	TP-010151	T3-010420		A198		R99	A	Limitation of data field in the C-APDU and R-APDU data object	
	TP-010151	T3-010424		A200		R99	A	REFRESH-SIM Initialization : correction of a reference	
	TP-010151	T3-010449		A201		R99	F	Correction of Annex J (Bearer independant protocol examples)	
TP-13	TP-010202	T3-010601	8.7.0	A202		R99	F	Addition of TIA/EIA 136 byte to terminal profile	8.8.0
	TP-010202	T3-010600		A203		R99	F	Alignment of 11.14 with 31.111 regarding interaction between FDN, SEND SMS and SEND SS	
	TP-010202	T3-010605		A204		R99	F	Alignment with 31.111	
	TP-010202	T3-010606		A205		R99	F	Corrections to OPEN CHANNEL commands	

Meeting#	Plenary tdoc	WG tdoc	VERS	CR	RV	PH	CAT	SUBJECT	Resulting Version
	TP-010202	T3-010609		A206		R99	F	TLV object for the APN in the OPEN CHANNEL command	
	TP-010202	T3-010615		A207		R99	F	Corrections to SEND DATA commands and Channel Status Event	
TP-14	TP-010243	T3-010758	8.8.0	A208		R99	F	Miscellaneous corrections	8.9.0
TP-15	TP-020064	T3-020110	8.9.0	A209		R99	F	Correction of Channel Status Simple TLV Tag Value	8.10.0
TP-16	TP-020111	T3-020353	8.10.0	A210		R99	F	Correction of Terminal Response references	8.11.0
		T3-020367		A211		R99	F	Correction to OPEN CHANNEL for GPRS	
TP-18	TP-020282	T3-020876	8.11.0	A212		R99	F	Allow ME to reject Set Up Call with Called Party Subaddress when feature is not supported in ME and correction of a reference in the SET UP IDLE MODE TEXT TLV	8.12.0
		T3-020877		A213		R99	F	Clarification of the usage of busy status response for Cell Broadcast, Event download and Menu Selection Envelope.	
		T3-020908		A214		R99	F	Clarification on Default Bearer Description	
TP-19	TP-030020	T3-030170	8.12.0	A216		R99	F	Correction to the lack of specified behaviour when the link drops in Bearer Independent Protocol.	8.13.0
TP-20	TP-030117	T3-030403	8.13.0	A217		R99	F	Correction of Item Icon Identifier list coding example	8.14.0
TP-22	TP-030249	T3-030986	8.14.0	A218		R99	F	Clarification on user confirmation for OPEN CHANNEL	8.15.0
TP-23	TP-040022	T3-040117	8.15.0	A219		R99	F	Clarification of Alpha Identifier for BIP commands	8.16.0
TP-25	TP-040189	T3-040547	8.16.0	A220		R99	F	Correction of possible terminal response versus proactive commands in relation to the display of icons	8.17.0
	TP-040189	T3-040553	8.16.0	A221		R99	F	Essential corrections in content and coding of BC Repeat indicator	8.17.0
CP-36	CP-070287	C6-070261	8.17.0	A222		R99	F	Correction of references to ISO/IEC 7816-3	8.18.0

---

## History

<b>Document history</b>		
V8.2.0	May 2000	Publication
V8.2.1	June 2000	Publication
V8.3.0	August 2000	Publication
V8.4.0	October 2000	Publication
V8.5.0	December 2000	Publication
V8.6.0	March 2001	Publication
V8.7.0	June 2001	Publication
V8.8.0	September 2001	Publication
V8.9.0	December 2001	Publication
V8.10.0	March 2002	Publication
V8.11.0	June 2002	Publication
V8.12.0	December 2002	Publication
V8.13.0	March 2003	Publication
V8.14.0	June 2003	Publication
V8.15.0	December 2003	Publication
V8.16.0	March 2004	Publication
V8.17.0	September 2004	Publication
V8.18.0	June 2007	Publication