

ETSI TS 102 822-2 V1.4.1 (2007-11)

Technical Specification

Broadcast and On-line Services: Search, select, and rightful use of content on personal storage systems ("TV-Anytime"); Part 2: Phase 1 - System description

European Broadcasting Union



Union Européenne de Radio-Télévision

EBU·UER



Reference

RTS/JTC-TVA-PH1-25-02

Keywords

broadcasting, content, system, TV, video

ETSI

650 Route des Lucioles
F-06921 Sophia Antipolis Cedex - FRANCE

Tel.: +33 4 92 94 42 00 Fax: +33 4 93 65 47 16

Siret N° 348 623 562 00017 - NAF 742 C
Association à but non lucratif enregistrée à la
Sous-Préfecture de Grasse (06) N° 7803/88

Important notice

Individual copies of the present document can be downloaded from:

<http://www.etsi.org>

The present document may be made available in more than one electronic version or in print. In any case of existing or perceived difference in contents between such versions, the reference version is the Portable Document Format (PDF). In case of dispute, the reference shall be the printing on ETSI printers of the PDF version kept on a specific network drive within ETSI Secretariat.

Users of the present document should be aware that the document may be subject to revision or change of status. Information on the current status of this and other ETSI documents is available at

<http://portal.etsi.org/tb/status/status.asp>

If you find errors in the present document, please send your comment to one of the following services:

http://portal.etsi.org/chaicor/ETSI_support.asp

Copyright Notification

No part may be reproduced except as authorized by written permission.
The copyright and the foregoing restriction extend to reproduction in all media.

© European Telecommunications Standards Institute 2007.

© European Broadcasting Union 2007.

All rights reserved.

DECTTM, **PLUGTESTS**TM and **UMTS**TM are Trade Marks of ETSI registered for the benefit of its Members.
TIPHONTM and the **TIPHON logo** are Trade Marks currently being registered by ETSI for the benefit of its Members.
3GPPTM is a Trade Mark of ETSI registered for the benefit of its Members and of the 3GPP Organizational Partners.

Contents

Intellectual Property Rights	6
Foreword.....	6
Introduction	7
1 Scope	8
2 References	8
3 Definitions and abbreviations.....	9
3.1 Definitions	9
3.2 Abbreviations	11
4 <i>TV-Anytime</i> system architecture.....	12
4.1 Content referencing rationale	14
4.2 Phase 1 Metadata rationale	15
4.3 Phase 2 Metadata rationale	15
4.3.1 New content types.....	15
4.3.2 Packaging.....	16
4.3.3 Targeting.....	16
4.3.4 Interstitial content	17
4.3.5 Sharing	17
4.3.6 Remote programming	17
4.3.7 Interchange data format	17
4.3.8 Coupons	18
5 <i>TV-Anytime</i> content referencing scenarios	19
5.1 Content referencing key concepts.....	19
5.2 Content referencing and unique content identification.....	19
5.3 CRID issuing Authority and resolution providers	20
5.3.1 Third party extension to static reference model.....	20
5.4 CRID issuing and resolving scenarios.....	21
5.4.1 CRID originated by content creator, resolved by content creator.....	21
5.4.2 CRID originated by content creator, resolved by content service provider	22
5.4.3 CRID originated by content creator, resolved by third party	22
5.4.4 CRID originated by content service provider, resolved by content service provider.....	23
5.4.5 CRID originated by content service provider, resolved by third party	23
5.4.6 CRID originated by third party, resolved by content service provider	23
5.4.7 CRID originated by third party, CRID resolved by third party	24
5.5 Example of coding an ISAN using a CRID.....	25
5.6 The relation between CRID and instance metadata.....	25
5.7 CRID lifecycle.....	26
5.8 Harmonization of TS 102 822-4 and TS 102 822-6	28
6 Metadata	28
6.1 Introduction	28
6.2 XML - a common representation format	29
6.3 The <i>TV-Anytime</i> metadata high level documents	29
6.3.1 Metadata structure.....	29
6.3.2 Phase 1 Metadata	30
6.3.2.1 Content description metadata	30
6.3.2.2 Instance description metadata	31
6.3.2.3 Consumer metadata	32
6.3.3 Phase 2 metadata.....	33
6.3.3.1 Schema overview	33
6.3.3.2 Phase 2 as an extension to Phase 1 metadata tools.....	33
6.4 Documents related through the CRID	34
6.4.1 Grouping	34
6.5 <i>TV-Anytime</i> document structure	35

6.6	Mandatory and optional elements	35
6.7	Delivery of metadata over a unidirectional environment	36
6.8	Notes on Schema Extension	37
6.8.1	Polymorphism of existing type by inheritance with extension	38
6.8.2	Polymorphism of existing type by inheritance with restriction	38
7	Phase 1 cookbook examples and scenarios	39
7.1	<i>TV-Anytime</i> dynamic processes	39
7.2	Phase 1 example: Record every episode of this programme series in the broadcast case	39
7.3	Phase 1 example: Record highlights from a football match via an EPG	44
7.4	Phase 1 example: Select a particular showing of a programme from an EPG (in the broadcast case)	47
7.5	Phase 1 example: Allow the user to select content from an on-demand content offer with associated pricing information, or seek lowest cost offer	50
7.6	Phase 1 example: Notify the user of something interesting based on their profile	51
7.7	Phase 1 example: Personal Channel Service at my PDR	52
7.8	Phase 1 example: Programme made up of segments from multiple providers and maintain the latest news on my PDR	59
7.9	Phase 1 example: Usage scenarios for bi-directional metadata transport	62
7.10	Phase 1 example: Profile 1 bi-directional multi-provider EPG	65
7.11	Phase 1 example: Related material recording	65
7.12	Phase 1 example: User profiling cookbook scenario and work-through application	66
7.13	Phase 1 example: RMPI descriptive metadata	70
7.13.1	Introduction	70
7.13.2	Free-to-air content	70
7.13.3	Pay-per-view content	71
7.13.4	Video-On-Demand Content	73
8	RMPI cookbook examples and scenarios	74
8.1	Introduction	74
8.2	RMP system dependencies	74
8.3	RMP concepts	74
8.3.1	Copy control versus playback control	74
8.3.2	Targeting content consumption and usage with RMPI	74
8.3.3	"Export Rights" as distinct from "Play Right"	75
8.3.4	RMP / non-RMP interoperability	75
8.4	Lifecycle of RMPI	75
8.5	Compliance	75
8.6	Scenarios	75
8.6.1	Scenario 1: Free-To-Air broadcast with no redistribution/viewing control	75
8.6.2	Scenario 2: Free-To-Air broadcast without authorized redistribution over the Internet	77
8.6.3	Scenario 3: Free-To-Air broadcast with content consumption constrained to a geographical area	78
8.6.4	Scenario 4: Free-To-Air content with viewing and redistribution controls	80
8.6.5	Scenario 5: Free-To-Air broadcast without support for legacy receivers	81
8.6.6	Scenario 6: Free-To-Air live streaming	82
8.6.7	Scenario 7: Scrambled Free-To-Air	84
8.6.8	Scenario 8: Pay-TV subscription with limited number of simultaneous consumptions	85
8.6.9	Scenario 9: Push Content	87
8.6.10	Scenario 10: Pay-Per-View Content, "buy to keep"	89
8.6.11	Scenario 11: Import of copy protected analogue content	90
8.6.12	Scenario 12: Video on Demand	91
9	Issues per process	93
9.1	General system issues	93
9.1.1	Set-up and service discovery	93
9.1.2	Language Identification	94
9.1.3	Transport and delivery of <i>TV-Anytime</i> data	94
9.1.4	Updating resolution tables	94
9.1.5	Updating metadata	95
9.2	"Publish" process	95
9.3	"Search and select" processes	96
9.4	"Locate" process	97
9.5	"Acquire" process	98

10	Phase 2 cookbook examples and scenarios	98
10.1	Phase 2 example: New content types	98
10.2	Phase 2 example: Packaging	99
10.2.1	Program with an associated package	99
10.2.2	Phase 2 example: Educational package	101
10.2.3	Data broadcasting	102
10.3	Phase 2 example: Targeting.....	104
10.3.1	User environment description.....	104
10.3.2	Personalized service.....	105
10.4	Phase 2 example: Interstitials	107
10.5	Phase 2 example: Sharing - metadata exchange.....	111
10.5.1	Transfer profile to another device.....	111
10.5.2	Recommend content to a friend	113
10.5.3	Web browsing to select content and metadata acquisition.....	114
10.6	Phase 2 example: Remote programming using a Networked Digital Recorder (NDR)	115
10.6.1	NDR programming for future recording.....	115
10.6.2	NDR programming for immediate recording.....	116
10.6.3	NDR programming for consumption by another device.....	116
10.7	Phase 2 example: Coupons.....	118
11	Issues per Phase 2 technology	119
11.1	Sharing, content and metadata exchange.....	119
11.1.1	Content referencing and identification.....	119
11.1.2	Sharing Metadata	120
11.1.3	Sharing metadata with content.....	120
11.2	Remote programming.....	120
Annex A (informative): Example of usage history		121
Annex B (normative): Transport environment and requirements.....		123
B.1	Scope.....	123
B.2	Requirements on the Uni-Directional Delivery System.....	123
History		127

Intellectual Property Rights

IPRs essential or potentially essential to the present document may have been declared to ETSI. The information pertaining to these essential IPRs, if any, is publicly available for **ETSI members and non-members**, and can be found in ETSI SR 000 314: "*Intellectual Property Rights (IPRs); Essential, or potentially Essential, IPRs notified to ETSI in respect of ETSI standards*", which is available from the ETSI Secretariat. Latest updates are available on the ETSI Web server (<http://webapp.etsi.org/IPR/home.asp>).

Pursuant to the ETSI IPR Policy, no investigation, including IPR searches, has been carried out by ETSI. No guarantee can be given as to the existence of other IPRs not referenced in ETSI SR 000 314 (or the updates on the ETSI Web server) which are, or may be, or may become, essential to the present document.

Foreword

This Technical Specification (TS) has been produced by Joint Technical Committee (JTC) Broadcast of the European Broadcasting Union (EBU), Comité Européen de Normalisation ELECTrotechnique (CENELEC) and the European Telecommunications Standards Institute (ETSI).

NOTE: The EBU/ETSI JTC Broadcast was established in 1990 to co-ordinate the drafting of standards in the specific field of broadcasting and related fields. Since 1995 the JTC Broadcast became a tripartite body by including in the Memorandum of Understanding also CENELEC, which is responsible for the standardization of radio and television receivers. The EBU is a professional association of broadcasting organizations whose work includes the co-ordination of its members' activities in the technical, legal, programme-making and programme-exchange domains. The EBU has active members in about 60 countries in the European broadcasting area; its headquarters is in Geneva.

European Broadcasting Union
CH-1218 GRAND SACONNEX (Geneva)
Switzerland
Tel: +41 22 717 21 11
Fax: +41 22 717 24 81

The present document is part 2 of a multi-part deliverable covering Broadcast and On-line Services: Search, select and rightful use of content on personal storage systems ("*TV-Anytime*"), as identified below:

- Part 1: "Phase 1 - Benchmark Features";
- Part 2: "Phase 1 - System description";**
- Part 3: "Metadata";
- Part 4: "Phase 1 - Content referencing";
- Part 5: "Phase 1 - Rights Management and Protection (RMP)";
- Part 6: "Delivery of metadata over a bi-directional network";
- Part 7: "Phase 1 - Bi-directional metadata delivery protection";
- Part 8: "Phase 2 - Interchange Data Format";
- Part 9: "Phase 2 - Remote Programming".

Introduction

"*TV-Anytime*" (TVA) is a synchronized set of specifications established by the *TV-Anytime* Forum. TVA features enable the search, selection, acquisition and rightful use of content on local and/or remote personal storage systems from both broadcast and online services.

TS 102 822-1 [1] and the present document set the context and system architecture in which the standards for Metadata, Content referencing, Bi-directional metadata and Metadata protection are to be implemented in the *TV-Anytime* environment. TS 102 822-1 [1] provides benchmark business models against which the *TV-Anytime* system architecture is evaluated to ensure that the specification enable key business applications. The present document presents the *TV-Anytime* system architecture. These two documents are placed ahead of the others for their obvious introductory value. Note that these first two documents are largely informative, while the remainder of the series is normative.

The features are supported and enabled by the specifications for Metadata (TS 102 822-3 sub-parts 1 [2], 2 [3], 3 [4] and 4 [5]), Content Referencing (TS 102 822-4 [6]), Rights Management (TS 102 822-5 sub-parts 1 [7] and 2 [8]), Bi-directional Metadata Delivery (TS 102 822-6 sub-parts 1 [9], 2 [10] and 3 [11]) and Protection (TS 102 822-7 [12]), Interchange Data Format (TS 102 822-8 [13]) and Remote Programming (TS 102 822-9 [14]). This list of Features is to be used as guidance to manufacturers, service providers and content providers regarding the implementation of the Phase 1 and Phase 2 *TV-Anytime* specifications.

The present document is mainly informative and has therefore not the intention to mandate certain system implementation solutions. Preferred solutions, from a technology stand point, will be indicated to allow implementers to build more efficient systems.

Only annex B to this document is normative and contains requirements for delivery systems being designed by users of the *TV-Anytime* specification for their specific operational environment.

1 Scope

The present document shows the system behaviour of a *TV-Anytime* broadcast system with an interaction channel used for consumer response. The present document contains examples of how to use the TV-Anytime specifications both from static and dynamic viewpoints, i.e. it will highlight the parties involved in the processes and show the interaction between them.

The present document is a cookbook or white paper to the TS 102 822-3 sub-parts 1 [2], 2 [3], 3 [4] and 4 [5], TS 102 822-4 [6], TS 102 822-5 sub parts 1 [7] and 2 [8], TS 102 822-6 sub-parts 1 [9], 2 [10], and 3 [11], TS 102 822-7 [12], TS 102 822-8 [13] and TS 102 822-9 [14].

The present document is mainly informative and has therefore not the intention to mandate certain system implementation solutions. Preferred solutions, from a technology stand point, will be indicated to allow implementers to build more efficient systems.

Annex B to this document is normative and contains requirements for delivery systems being designed by users of the *TV-Anytime* specification for their specific operational environment.

2 References

The following documents contain provisions which, through reference in this text, constitute provisions of the present document.

- References are either specific (identified by date of publication and/or edition number or version number) or non-specific.
- For a specific reference, subsequent revisions do not apply.
- For a non-specific reference, the latest version applies.

Referenced documents which are not found to be publicly available in the expected location might be found at <http://docbox.etsi.org/Reference>.

NOTE: While any hyperlinks included in this clause were valid at the time of publication ETSI cannot guarantee their long term validity.

- [1] ETSI TS 102 822-1: "Broadcast and On-line Services: Search, select, and rightful use of content on personal storage systems ("TV-Anytime"); Part 1: Benchmark Features".
- [2] ETSI TS 102 822-3-1: "Broadcast and On-line Services: Search, select, and rightful use of content on personal storage systems ("TV-Anytime"); Part 3: Metadata; Sub-part 1: Phase 1 - Metadata schemas".
- [3] ETSI TS 102 822-3-2: "Broadcast and On-line Services: Search, select, and rightful use of content on personal storage systems ("TV-Anytime"); Part 3: Metadata; Sub-part 2: System aspects in a uni-directional environment".
- [4] ETSI TS 102 822-3-3: "Broadcast and On-line Services: Search, select, and rightful use of content on personal storage systems ("TV-Anytime"); Part 3: Metadata; Sub-part 3: Phase 2 - Extended Metadata Schema".
- [5] ETSI TS 102 822-3-4: "Broadcast and On-line Services: Search, select, and rightful use of content on personal storage systems ("TV-Anytime"); Part 3: Metadata; Sub-part 4: Phase 2 - Interstitial metadata".
- [6] ETSI TS 102 822-4: "Broadcast and On-line Services: Search, select, and rightful use of content on personal storage systems ("TV-Anytime Phase1"); Part 4: Phase 1 - Content referencing".
- [7] ETSI TS 102 822-5-1: "Broadcast and On-line Services: Search, select, and rightful use of content on personal storage systems ("TV-Anytime"); Part 5: Rights Management and Protection (RMP) Sub-part 1: Information for Broadcast Applications".

- [8] ETSI TS 102 822-5-2: "Broadcast and On-line Services: Search, select, and rightful use of content on personal storage systems ("TV-Anytime"); Part 5: Rights Management and Protection (RMP) Sub-part 2: RMPI binding".
- [9] ETSI TS 102 822-6-1: "Broadcast and On-line Services: Search, select, and rightful use of content on personal storage systems ("TV-Anytime"); Part 6: Delivery of metadata over a bi-directional network; Sub-part 1: Service and transport".
- [10] ETSI TS 102 822-6-2: "Broadcast and On-line Services: Search, select, and rightful use of content on personal storage systems ("TV-Anytime"); Part 6: Delivery of metadata over a bi-directional network; Sub-part 2: Phase 1 - Service discovery".
- [11] ETSI TS 102 822-6-3: "Broadcast and On-line Services: Search, select, and rightful use of content on personal storage systems ("TV-Anytime"); Part 6: Delivery of metadata over a bi-directional network; Sub-part 3: Phase 2 - Exchange of Personal Profile".
- [12] ETSI TS 102 822-7: "Broadcast and On-line Services: Search, select, and rightful use of content on personal storage systems ("TV-Anytime Phase 1"); Part 7: Bi-directional metadata delivery protection".
- [13] ETSI TS 102 822-8: "Broadcast and On-line Services: Search, select, and rightful use of content on personal storage systems ("TV-Anytime"); Part 8: Phase 2 - Interchange Data Format".
- [14] ETSI TS 102 822-9: "Broadcast and On-line Services: Search, select, and rightful use of content on personal storage systems ("TV-Anytime"); Part 9: Phase 2 - Remote Programming".
- [15] ISO/IEC 15938-1 (2002): "Information technology - Multimedia content description interface - Part 1: Systems".
- [16] ISO 8601: "Data elements and interchange formats - Information interchange - Representation of dates and times".
- [17] IETF RFC 1591: "Domain Name System Structure and Delegation".
- [18] ISO 15706: "Information and documentation - International Standard Audiovisual Number (ISAN)".
- [19] IETF RFC 4078: "The TV-Anytime Content Reference Identifier (CRID)".
- NOTE: Available at: <http://www.ietf.org/rfc/rfc4078.txt>.
- [20] ETSI TS 102 323: "Digital Video Broadcasting (DVB); Carriage and signalling of TV-Anytime information in DVB transport streams".
- [21] IETF RFC 3066: "Tags for the Identification of Languages".
- NOTE: Obsoletes IETF RFC 1766.
- [22] ISO 639: "Codes for the representation of names of languages".

3 Definitions and abbreviations

3.1 Definitions

For the purposes of the present document, the following terms and definitions apply:

acquisition: retrieval of content

advertising: content that is intended to promote or drive sales for products or services

application: specific set of functions running on the PDR. Some applications use metadata, either automatically or under consumer control

attractor: metadata element that is accessible by the consumer in order to aid in the content selection process, thus attracting the consumer

NOTE: Examples include the title and name of an actor in a television programme.

avail: term used in the United States to describe an individual interstitial item within for example a commercial break also commonly known as a "Spot"

NOTE: In the UK an avail is used to refer to an interstitial break.

banner ad: traditionally used to describe images used as advertising on the world wide web

NOTE: An advertisement comprising a graphic (static or animating) and possible associated audio that is placed in association with editorial content.

bi-directional: system that allows a two-way flow of content and/or information

capture: storing the acquired content (to local storage)

consumer profile: data that represents the interests and preferences of the consumer

content: anything the viewer would like to consume (e.g. movies, games, TV programmes, radio programmes etc.)

content creator: producers of the content

content item: entity that can be acquired as a single unit e.g. AV file, Audio stream

content package: collection of Content Items, which may be consumed as a whole or individually

content provider: entity that acts as the agent for and is the prime exploiter of the content

content reference: pointer to a specific content item

control flow: system related data e.g. consumer queries, transactional information, device capabilities, profile information etc.

data carousel: method for transmitting data over a broadcast channel in which data is cyclically transmitted

descriptor: metadata element, such as an attractor or other information about content such as the key frame index of a piece of video

enhanced TV: television that includes additional information and/or applications related to content, but does not use a return path

flash: popular authoring software ubiquitous on the Web used to create vector graphics-based animation programs with full-screen navigation interfaces, graphic illustrations, and simple interactivity in an antialiased, resizable file format

free to air: broadcast content that is free at the point of consumption

NOTE: Free-to-air content can be delivered encrypted or in the clear.

functional unit: basic logical element, implementing a defined function of a *TV-Anytime* system

location resolution: process of establishing the address (location and time) of a specific content instance from its CRID

interactive TV: television that includes additional information and/or applications related to content and which takes advantage of a return path

interstitial: additional content that may be inserted within, at the start, or at the end of the primary content item

NOTE: This additional content includes for example advertising spots, station idents, promos and graphics.

interstitial break: terms used in the United Kingdom to design a group of interstitials shown together

metadata: generally, data about content, such as the title, genre, summary of a television programme consumer preferences and viewing history data

metadata schema: identifier associated with a set of XML schemas that globally identifies those schemas so that they can be referenced externally

NOTE: A globally unique namespace ensures that the names of types defined by schemas in that namespace do not conflict with types of the same name defined elsewhere.

metadata system: set of rules describing the syntax and semantics of metadata

non-skipable: content that is protected in a way that prevents the consumer from avoiding it by using the remote control

pay per view: content for which the consumer had had to pay a one off fee

pod: set of Avails or Spots that form a commercial break

programme: editorially coherent piece of content

NOTE: Typically, a programme is acquired by the PDR as a whole.

programme group: one or more programmes that are grouped together

NOTE: TV Anytime defines several types of programme groups such as "series" and "programme compilation".

return path: part of the bi-directional distribution system from the consumer to service provider

segmentation: labelling of content that allows it to be broken down into separate discreet elements

speedbumps: advertising elements (audio, video or graphics) that are superimposed on screen when a consumer selects trick mode on a PDR

spot: individual content item within an Interstitial break (Pod)

NOTE: Also commonly referred to as an Avail. TV and Radio industry description for a unit of advertising.

skipable: content that can be missed by the consumer by using the remote control on a device

subscription TV: broadcast content that the consumer has paid for through a recurring subscription

telescope ad: long form advertising spot that is linked to from a shorter spot

transcode: technical conversion of content from one standard to another

NOTE: For example converting standard definition broadcast signal to a lower bandwidth web capable standard such as Real Media or Windows Media 10.

3.2 Abbreviations

For the purposes of the present document, the following abbreviations apply:

AAF	Advanced Authoring Format
ACAP	Advanced Common Application Platform
AES	Audio Engineering Society
ARIB	Association of Radio Industries and Businesses
ATSC	Advanced Television Systems Committee
AV	Audio-Visual
AVI	Audio-Visual Interface
CA	Conditional Access
CGMS	Copy Generation Management System
CRID	Content Reference IDentifier

NOTE: An identifier for content that is independent of its location specified by TS 102 822-4 [6].

CSP	Content Service Provider
DNS	Domain Name System
DRM	Digital Rights Management

DS	Description Scheme
DVB	Digital Video Broadcasting
EPG	Electronic Programme Guide

NOTE: A means of presenting available content to the consumer, allowing selection of desired content.

FTA	Free-To-Air
HD	High Definition
HKPDR	Hong Kong Personal Digital Recorder
HTTP	HyperText Transfer Protocol
IMI	Instance Metadata Identifier
IP	Internet Protocol
IPR	Intellectual Property Rights
ISAN	International Standard Audiovisual Number
ISO	International Organization for Standardization
MPEG TS	MPEG Transport Stream
MPEG	Motion Picture Expert Group
MXF	Metadata eXchange Format
NDR	Network Digital Recorder
NPT	Normal Play Time
PDA	Personal Digital Assistant
PDC	Programme Delivery Control
PDR	Personal Digital Recorder
PES	Packetized Elementary Stream
PPV	Pay-Per-View
RAR	Resolving Authority Record
RMP	Rights Management and Protection
RMPI	Rights Management and Protection Information
RMPI-M	Rights Management and Protection Information Micro
RMPI-MB	Rights Management and Protection Information Micro Broadcast
RSS	Really Simple Syndication
SD	Standard Definition (video)
SM	local Storage Management
SMPTE	Society of Motion Picture and Television Engineers
SN	Search and Navigation
SOAP	Simple Object Access Protocol
TVA	TV-Anytime
TVA-RMP	TV-Anytime Rights Management and Protection
UDDI	Universal Description Discovery and Integration
UI	User Interaction
UKCP	United Kingdom Content Provider
VoD	Video on Demand
WAN	Wide Area Networks

4 *TV-Anytime* system architecture

A simple *TV-Anytime* broadcast system can be viewed as containing three major elements: a service provider delivering the *TV-Anytime* service, a transport provider that carries the service and a piece of equipment in the home that stores the content and plays it back at the consumer's request. The present document examines the mechanisms behind this simple model and gives a comprehensive functional reference model. This model adapted for the pure broadcast situation is depicted in figure 1. In this figure, a clustering of functions is indicated that is especially relevant in the broadcast case: it shows the "PDR" (Personal Digital Recorder).

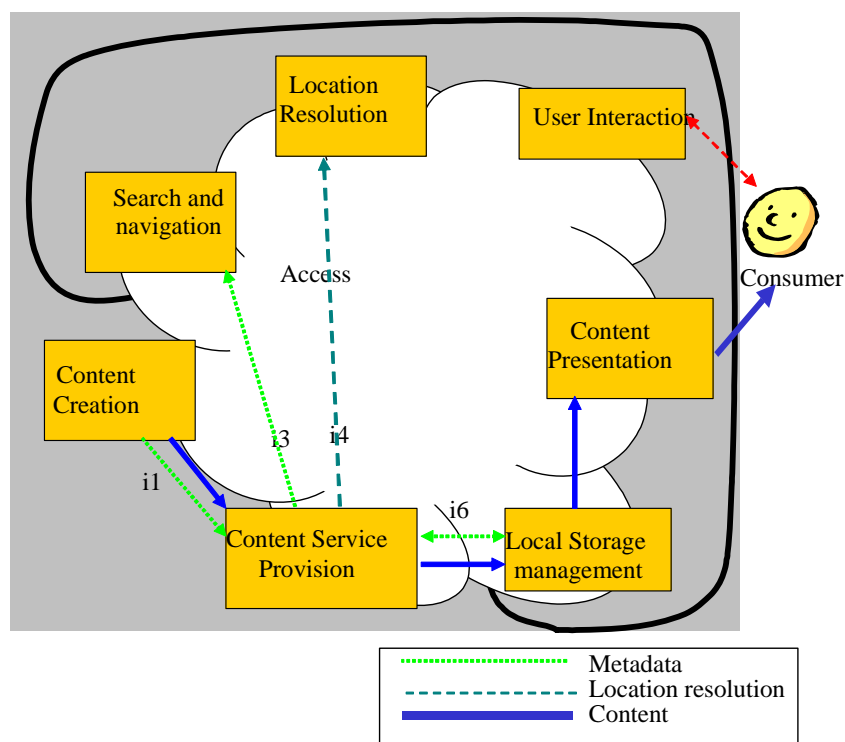


Figure 1: Broadcast model without rights management protection

Each of the boxes in the model is a function of the *TV-Anytime* system, and can be implemented in several different ways by several different service providers. Different physical implementations of the system will have different ordering of functionality in different physical devices (possibly in different locations). The present document gives a detailed description of possible system configurations. The arrows in the figure indicate information flows between functions, a complete description of these flows can also be found in the present document.

The broadcast model with a narrowband bi-directional channel supports the feature set listed in TS 102 822-1 [1]. It is a pure broadcast model as far as content and associated data is concerned. In this broadcast model only three system functions are external to the PDR: content creation, content service provision and access. The bi-directional green link between user and service provider can be used to get usage history data or preference data from a consenting user. A movie studio or entertainment company could fulfil the role of content creator. A broadcaster would typically handle the repackaging, addition of metadata and broadcasting of the content: the content service provision function. A cable or satellite operator typically provides the access. The remaining functions reside in the PDR. The PDR can be considered as a real device at the consumer's premises that allows him to store and view content. In figure 1 the PDR is the grey area encompassing functions search and navigation, location resolution, user interaction, content presentation and local storage management.

This system will allow the user to search, select, locate and acquire content that he likes. The search and selection, e.g. by an EPG, will be on the basis of broadcast metadata that advertises the available content. One or more parties can put this metadata in the broadcast: the broadcaster, the content creator or a third party. The third party is not modelled in figure 1. An extension of this model showing third party operation will be discussed in clause 5.3.1.

The search and navigation will result after user or automatic selection in a Content Reference ID (CRID). The resolution function in the PDR, using the previously obtained content reference ID, results in a physical location of the content (e.g. a particular channel and time). Location resolution data must have been broadcast to allow the PDR to actually perform this translation from reference ID to in this example physical channel and time. The interfaces on the PDR will be subject to the appropriate rights management and protection policies that will be defined in a later version of the *TV-Anytime* specification series.

The "full interactive model" features are also described in TS 102 822-1 [1]. In this situation (see figure 2), the *TV-Anytime* consumer has a bi-directional link to other system functions like content service provision or search and navigation. In this case the following system functions could be external to the PDR: search and navigation, location resolution, content provision, content creation and access. Access will typically be provided by a telecommunications operator, there may however also be a broadcast operator providing a broadcast access function. Content creation can be done by entertainment companies as in the previous example, web designers or other interactive content designers (or even consumers!). Content service provision can be done by several parties e.g. webcasters, broadcasters, portal providers etc. The search and navigation function could be provided by a "web-EPG company" or TV-portal company. Location resolution could be done by a similar party. This is a new role or party that arises from this scenario. The PDR contains Storage, Content Presentation and User Interaction functions in one device.

The rights management and Protection part visualized in the figure is covered in TS 102 822-5 sub-parts 1 [7] and 2 [8], and TS 102 822-7 [12].

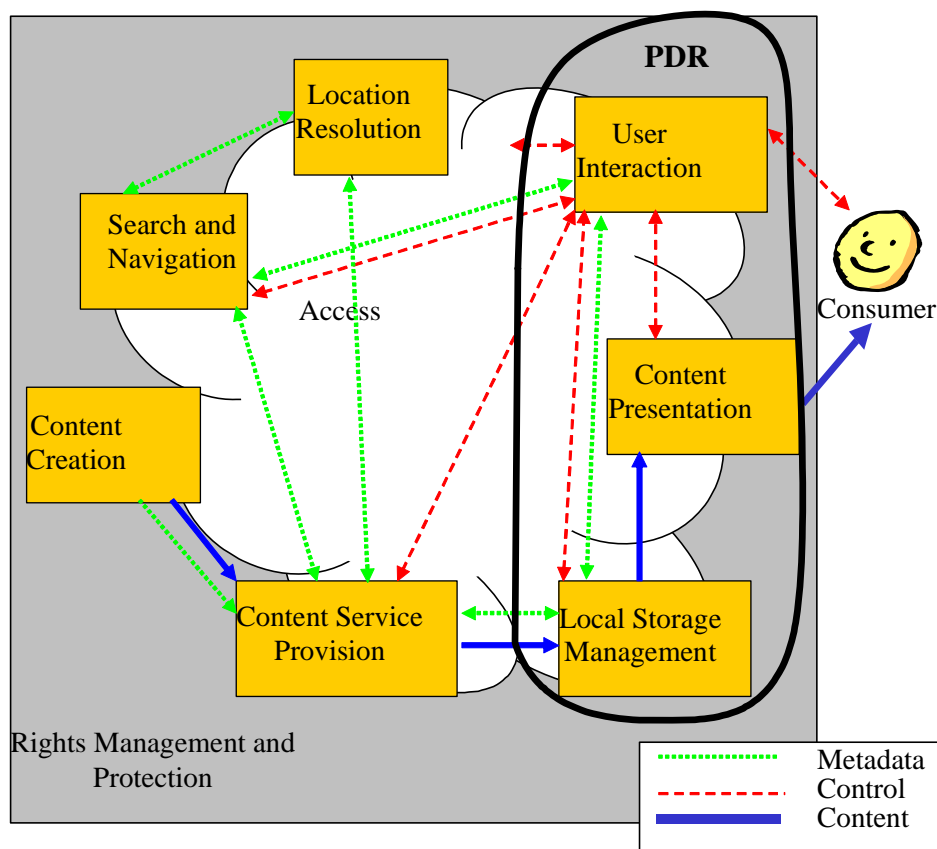


Figure 2: Full interactive model

4.1 Content referencing rationale

The purpose of content referencing (TS 102 822-4 [6]) is to allow acquisition of a specific instance of a specific item of content. For example, if a consumer sees an announcement on TV saying "there will be a new series on "Foxes in the cold" around Christmas", he may want to instruct his Personal Digital Recorder (PDR) to record the whole series. However the actual time and channel of airing of the episodes might be unknown to the PDR. In fact, the broadcaster may not know yet either. Still the viewer will want to make sure at this point that he does not miss the opportunity to acquire the content.

The ability to refer to content (in this example a series of programmes) independent of its location will provide this capability desired by the consumer. Whether that location is on a particular broadcast channel on some date and time, or on a file server connected to Internet, or wherever.

In this example, the PDR system would be provided with a reference for the series. In due time, the information required to link this reference to the individual episodes will be supplied to the PDR. Subsequently a specific date and time for each episode would be provided, so that the PDR would be able to acquire all of them.

This example demonstrates the purpose of content referencing - to provide the ability to refer to content independent of its location, and the ability to subsequently resolve such a reference into one or more locations where the content can be obtained.

4.2 Phase 1 Metadata rationale

Users or user-agents want to choose programmes to watch or record. To make that choice they need information like what is the title of this programme, what is it about, who are the actors, is it sci-fi? On the other hand, programme makers want to attract users to their content, by providing similar information. That is where metadata comes in: it is descriptive data about the content the user wants to consume. *TV-Anytime* content-related metadata (TS 102 822-3 sub-parts 1 [2] and 2 [3]) is based on that assumption and is therefore largely "attractor" metadata, its goal being to provide choice to the user and means to service providers to advertise their content and services.

Clause 5 describes content referencing and the actors involved. Clause 6 describes the available metadata tools and their uses. Example walkthroughs and specific comments describing the dynamic system behaviour in the different processes of a *TV-Anytime* service lifecycle are described in clauses 7 and 8, respectively.

In complement to descriptive metadata, the purpose of RMPI metadata (TS 102 822-5-1 [7]) is to allow the customer to know about the rights associated with content before purchase. The RMPI metadata does not contain the actual rights bound to the content but is supposed to be an exact transcription of these rights.

Table 1: Phase 1 enabled feature set by TS 102 822-4 [6] and TS 102 822-3-1 [2]

Model 1 - Broadcast Model	Support
Use of EPG to find and capture broadcast content.	Full
Search and selection of on-demand content with associated pricing information.	Full
Capture and playback of audio, video and data (AVD).	Full
Cross linking of A/V content to related content.	Part (see note 1)
Support of consumer preferences.	Full
Content can be updated/replaced by newer in-coming versions.	Part (see note 2)
Support for a variety of broadcast content types.	Part (see note 3)
Support for all broadcast delivery mechanisms.	Full
Multi-user preference support.	Full
Model 2 - Consumer Response Model.	Support
Updated listing/capture data can be delivered to "broadcast" analogue personal recorders. (via return path or other mechanism).	Full
Updated listings/capture data can be delivered to "broadcast" PDRs.	Full
Verification of usage of content on PDR.	Part (see note 4)
Ability to collect usage data.	Full
NOTE 1: Various types of content can be cross-linked using MediaLocator (see TS 102 822-3-1 [2]).The programme metadata does not contain a CRID for cross-linking to other programmes.	
NOTE 2: Entire programmes can be overwritten, but segments of programmes cannot be overwritten.	
NOTE 3: See TS 102 822-3-1 [2] for a list of supported content types.	
NOTE 4: Access to usage data is not specified by the current tools.	

4.3 Phase 2 Metadata rationale

4.3.1 New content types

TV-Anytime Phase 2 supports *new content types* other than linear audio/video such as games, web pages, music files, graphics, data and many other applications. These new content types are treated on their own as non A/V programs and/or as components of a package (see the next clause).

4.3.2 Packaging

TV-Anytime Phase 2 defines a technology called *packaging* (TS 102 822-3-3 [4]) that enables the combination of different types of content items such as games, applications and interstitial content with audio, video, still images and text, to create a new user experience.

A package consists of a collection of content items that are intended to be consumed together in some combination to provide various consumer experiences.

For example, one could have an audio-visual French language course with an accompanying word game to better learn the French language.

Package description metadata also provides a mechanism to express the options for consumption depending on usage environment (device) and user preference (user). This is further detailed in clause 4.3.3 on targeting.

Additionally, package description metadata describes synchronization (temporal) and spatial information between content items to allow content to be consumed as the content creator intended. Owing to synchronization information, multi-stream experience (e.g. multi-camera sports, or alternate audio and video documentaries) can be provided with content packaging.

Figure 3 describes how the Phase 2 packaging technology fits in with the existing *TV-Anytime* Phase 1 technologies.

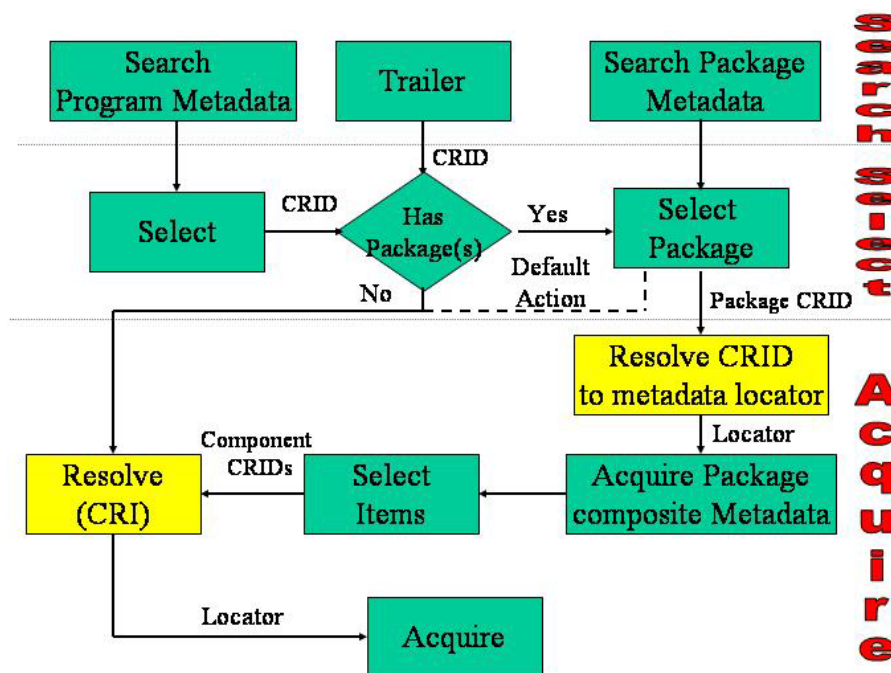


Figure 3: Packaging and Phase 1 technologies

4.3.3 Targeting

In brief, *targeting* (TS 102 822-3-3 [4]) can be defined as automatically matching and delivering relevant content to profiled consumers. There are two types of targeting, which are push targeting and pull targeting. In push targeting, broadcasters transmit content with associated metadata to be used in targeted substitution based on user profile, preference, usage history, environment and other variables. In pull targeting, an intelligent agent in the PDR uses user preferences and other attributes to selectively play and record content.

In both cases, the user profiles, preferences, usage history, and environment descriptions should be available either in the PDR or at a server.

4.3.4 Interstitial content

TV-Anytime Phase 2 TS 102 822-3-4 [5] now targets more advanced concepts such as the ability to perform interstitial replacement at playback time based on a number of criteria. The criteria to be used for the control of what content should replace what, may be explicitly declared using the schemas defined within TS 102 822-3-4 [5].

The interstitial content specification does not attempt to define all the possible ways in which a broadcaster may wish to control their system, but provides a generic framework into which a broadcaster can define their own platform specific rules, which are used for interstitial replacement control.

4.3.5 Sharing

Once content or metadata is acquired it is natural to want to share it in a rightful manner. Users want to tell others about interesting content they have found, configure other devices so that they are personalized for them, and perhaps even transfer the content to other devices or other users. *TV-Anytime* Phase 2 specifications include some specific extensions to support sharing of metadata.

The *TV-Anytime* specifications explicitly support the exchange of user profiles (TS 102 822-6-3 [11]) and the transfer of content-related metadata (TS 102 822-8 [13]). The specifications do not cover all use cases regarding sharing of content as there are many different ways of implementing this. Indeed, there are several issues of substance that only actual implementations can provide detail on how the specifications will be used.

4.3.6 Remote programming

The purpose of remote programming (TS 102 822-9 [14]) is to allow the consumer to programme a recording of content from another device.

For example, if the consumer is interested in two programmes which overlap in time and his PDR does not have the resources available to cope with this situation, the remote programming specification will allow him to make use of an NDR (Network Digital Recorder) to record one of the programmes and make it available later.

The same solution will be useful when the consumer is out of home and has no possibility to access their home PDR from outside.

4.3.7 Interchange data format

As illustrated in figure 4, the purpose of the Interchange Data Format specification (TS 102 822-8 [13]) is to allow the transfer of *TV-Anytime* metadata to a *TV-Anytime* compliant device from another device located in the non-*TV-Anytime* world.

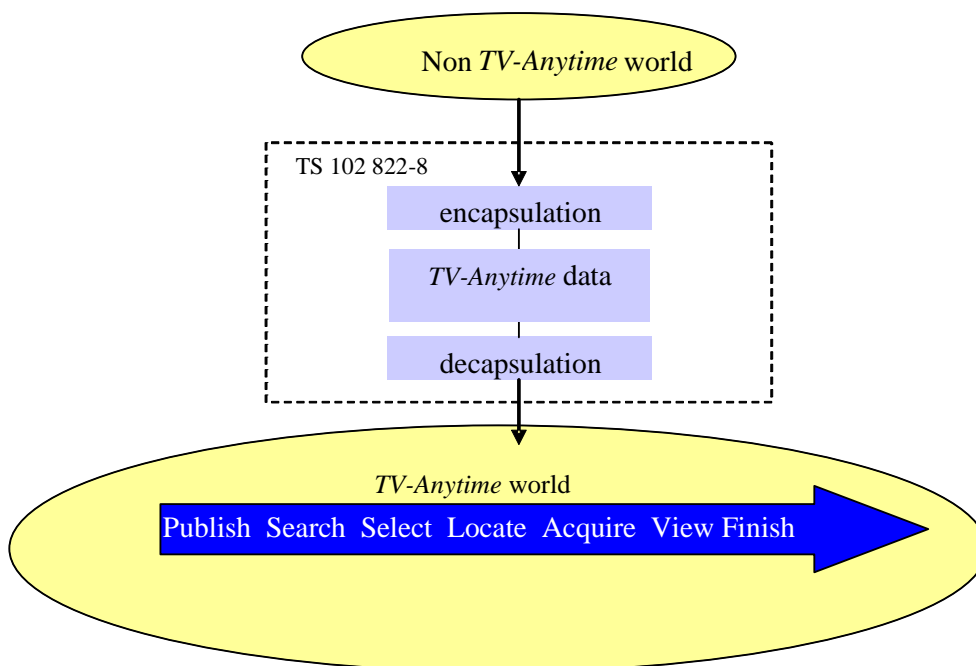


Figure 4: Interchange Data Format

For example, if a consumer can browse an Electronic Programme Guide (EPG) available from a web site and select specific content for acquisition, then it would be convenient to obtain part of or all metadata associated with the selected content in a format which can be easily integrated with the *TV-Anytime* metadata already available in the PDR.

Additionally, the Interchange Data Format also allows to express an action to be done by the PDR on the transferred metadata.

For example, if a consumer selects content from an EPG using its PC in the office, a PDA or a mobile phone, he might be interested to send information associated to the content to his PDR at home with an action he wants the PDR to perform upon reception:

- "record" selected content and metadata;
- record metadata only and "remind" me later;
- "recommend" the associated content to a friend.

4.3.8 Coupons

A coupon is a way to provide value in an electronic form, which can be used to complement / replace money, upon purchase of content. Coupons revitalize proven promotional techniques and deliver a competitive advantage to service providers who use them.

TV-Anytime coupon metadata (TS 102 822-3-3 [4]) provides the way to signal the existence of coupon, to explain the coupon (value, method, subject of discount, textual-explanation, etc.), and to signal the method to retrieve the coupon. The actual realization of a coupon is left to regional / industrial standards or to service providers.

Coupon metadata support most of existing coupon techniques like discount, two for the price of one, buy three get one free, etc. In addition, coupon metadata can express coupons intended to be used upon purchase of non-*TV Anytime* content.

5 *TV-Anytime* content referencing scenarios

The present clause introduces key concepts of content referencing, an extension of the static reference model introduced in clause 4 to model third party operation and possible scenarios of issuing and resolving references to items of content.

5.1 Content referencing key concepts

The key concept in content referencing (TS 102 822-4 [6]) is the separation of the reference to a content item - the CRID - from the information needed to actually retrieve the content item - the locator. The separation provided by the CRID enables a one-to-many mapping between content references and the locations of the deliverables. From a system perspective, content referencing and resolution lies between search and selection and actually acquiring the content. From the content referencing perspective, search and selection yields a CRID, which is resolved into either a number of CRIDs or a number of locators (the number may be one). A full discussion of content referencing is beyond the scope of the present document; rather it is the intention here to show how content referencing fits into the overall system. In the examples below, the syntax of a CRID and the syntax of a locator are employed. The syntax of a CRID is:

CRID://<authority>/<data>

Where <authority> takes the form:

<DNS name>

<DNS name> is a registered Internet domain name or a delegated sub-domain within such a domain. The <DNS name> is case insensitive and must be a fully qualified name according to the rules given by RFC 1591 [17].

CRID has been registered on the Official IANA Registry of URI Schemes available at www.iana.org/assignments/uri-schemes. The CRID is described in RFC 4078 [19].

Some example authority names are:

www.broadcaster.com
ISP.net
www.commerce.com

The syntax of the locator is:

<transport mechanism>:<transport system specific>

The content referencing mechanism employs two key tables. The first is the RAR table that maps the authority that issued the CRID to the resolution Service Provider. The second table is the actual resolution table, which maps a CRID to another CRID or to a location. The resolution table may also contain information to link a locator to metadata describing that instance. Refer to TS 102 822-4 [6] *TV-Anytime* for a more detailed explanation of the concepts and tables involved.

5.2 Content referencing and unique content identification

Content referencing is the process of associating a token to a piece of content that represents its location where the content can be acquired. It is different from content identification, which creates an identifier that is the same regardless of its location.

A content reference is the token that is used by the PDR to acquire a piece of content once the user (or an agent working on their behalf) has selected it. The content reference is the "way pointer" from selection to acquisition.

A content identifier is an identifier that is created at the point just after the content is created with the idea that this identifier will always stay with the content. It allows metadata from multiple sources to all refer to the origination of the content. Whilst very useful, a content identifier is not designed for aiding acquisition of the content as it would require the (possibly globally centralized) body that created the content identifier to know about every instance of the content, and to be informed every time any of these locations change.

As there are already technologies being designed to fulfil the requirements of a content identifier, the *TV-Anytime* forum have chosen to design a content referencing token as this is an area that requires a global open standard.

The *TV-Anytime* specification uses the CRID as its token to represent the location of content. The CRID can be converted into either more CRIDs, or actual locations, by the process of location resolution depicted in figure 5.




Figure 5: The location resolution process

The idea of a CRID being able to refer to other CRIDs is so that a CRID can represent a grouping of content (which is something that a content identifier cannot do). The group CRID can be used for representing any arbitrary group, an example of which is an entire series. A group CRID for an entire series would allow the PDR to acquire an entire series of programmes by just selecting one CRID to acquire.

One feature of the group CRID is that it means that many CRIDs may resolve to the same piece of content (as the content may be a member of many groups) which means that there might not be one unique CRID per content item.

The *TV-Anytime* defined CRID contains information about how to carry out the location resolution process. All CRIDs contain two parts, the first part is called an authority (which is the body that created this CRID) and the second part is data that has been created by the authority. A piece of information called the resolution authority record provides the mapping of resolution authority to the place where location resolution can take place.

An important feature of the *TV-Anytime* defined CRID is that it does not require a globally centralized body to assign CRIDs, as this was felt was impractical in that it may not scale well (e.g. in an Internet equipped PDR). From talking with various broadcasters it was also discovered that an advantage of a non-global registration system is that it allows material already in a broadcaster's catalogue to be broadcast without needing to register a globally unique identifier.

Another advantage of a de-centralized system is that the user can choose an authority which is closest to their personal tastes. For example one authority can choose that two programmes are the same, but another authority can specify that they are different. E.g. one is a widescreen presentation and the other is a pan and scan presentation of the same film, and the user can pick the authority that matches their personal views (e.g. they might consider widescreen and pan and scan versions identical).

5.3 CRID issuing Authority and resolution providers

The originator of a CRID is the party that actually creates the CRID and assigns it to reference an item of content: the Authority. The resolution provider is the party that provides the facility to resolve the CRID into a physical location in space and time. Three main actors can originate and resolve content reference identifiers: content creators, content service providers, and third parties. Third parties are not shown in figure 1, but can be modelled in quite easily. The next clause will describe the amended model, after that the possible combinations of actors are discussed.

5.3.1 Third party extension to static reference model

Figure 6 shows possible actors in the issuing and resolving of CRIDs. Two of those actors are already in the broadcast reference model shown in figure 1, i.e. the content creator and the content service provider. Third party operation is not explicitly modelled in figure 1. However, the model can be easily extended to cater for third party provisioning, both for CRID and resolution data, as well as metadata.

This extension is illustrated in figure 6. Only the existing interfaces are modelled in this figure. There may be a need for interfaces between the different functions in the content service provision function e.g. to enable the export of broadcasting schedules to the metadata provisioning function.

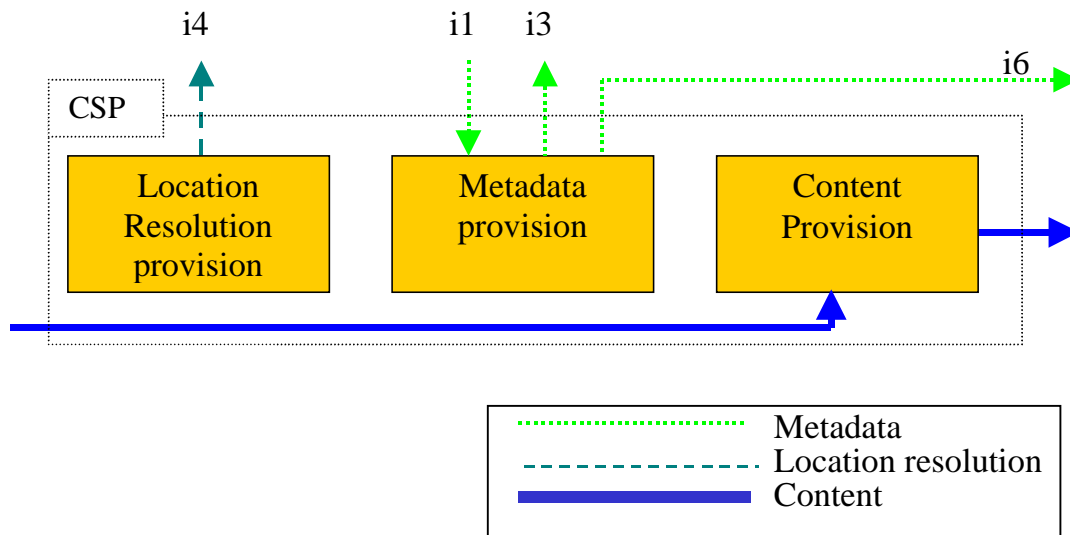


Figure 6: Extension to static reference model

The content service provisioning function in the overall model of figure 1 is split up in a number of different functions: a location resolution provision function, a metadata provision function, and a content provision function. For example in a service broadcast by broadcast XYZ, where XYZ is provisioning the repackaged content, there could be metadata from a third party with more extensive descriptions of XYZ content. This metadata could also be linked to CRIDs describing a different clustering of content: e.g. all episodes of a series with a certain actress in them. That same party could provide accompanying location resolution data for those CRIDs as well.

5.4 CRID issuing and resolving scenarios

In the most straightforward scenario, the originator of a CRID is also the resolution authority for that CRID. However, this relationship does not always hold. There are a number of scenarios where the CRID originator does not resolve the CRID itself. Table 2 depicts all possible CRID originators to CRID resolution authority scenarios. Table 2 shows cases that are likely or unlikely to occur in a pure broadcast case. Unlikely in no way implies an impossible scenario.

Table 2: Originator of a CRID versus resolution of a CRID

	Content creator resolves CRID	Content service provider resolves CRID	Third Party resolves CRID
Content creator originates CRID	Likely	Likely	Likely
Content service provider originates CRID	Unlikely	Likely	Likely
Third Party originates CRID	Unlikely	Unlikely	Likely

Clauses 5.4.1 to 5.4.7 describe some of the possible scenarios in more detail.

5.4.1 CRID originated by content creator, resolved by content creator

In this simple scenario, the content creator creates the content and creates a CRID to reference that piece of content. The content creator also provides the resolving information to find that particular piece of content.

In the broadcast case, suppose the content creator is not the broadcaster, and the content in question is a drama entitled "Most Moving Drama Ever". The authority syntax might then be:

content.com

The CRID itself might take the form:

CRID://content.com/drama/MostMovingDramaEver

The string "drama/MostMovingDramaEver" is meaningful to the authority, i.e the authority will be able to resolve this CRID when it is asked to do so. The content creator, having created the drama programme and having assigned it a CRID, needs to be able to broadcast the location resolution information to the PDR. This means it needs to have access to the broadcast channel and schedule information of the relevant broadcaster(s) involved. In the pure broadcast scenario, because there is no return channel, the location resolution takes place in the PDR itself. Finally, the content is broadcast and can be recorded on the local storage device and consumed later, or can be viewed at the time of broadcast.

When the broadcaster is also the content creator the scenario is simpler and described in clause 5.4.4.

5.4.2 CRID originated by content creator, resolved by content service provider

In this scenario, the content creator creates the content with an associated CRID. The content service provider is the resolution service provider.

Supposing the content creator is a motion picture studio, and the content in question is an action movie entitled "Best Action Movie Ever". The content service provider is a broadcaster. In this case the content service provider is acting as a proxy for the content creator. The content creator creates a CRID. It might look like this:

CRID://moviestudio.com/movies/BestActionMovieEver

The broadcaster, having purchased the movie from the studio for airing and having also acquired the CRID, broadcasts the location resolution information to the PDR. This information is contained in the "Resolution Tables" that map the CRID to the location. Also broadcast to the PDR are the Resolution Authority Records, one of which effectively includes a redirect, a record where the authority name and resolution service provider are different. In this example there is a RAR where the authority name is "moviestudio.com" and the resolution provider is "broadcaster.com".

In a uni-directional network, the location resolution takes place in the PDR. The consumer selects "Best Action Movie Ever" during some navigation or search process. The location resolution engine, having looked up the appropriate RAR, resolves the CRID whose authority is "moviestudio.com" by using the resolution service provider "broadcaster.com". The resolution service provided by "broadcaster.com" resolves the CRID to the actual location, the time and channel of the broadcast in the context of the service provider.

Finally, the movie is broadcast and can be recorded on the local storage device and consumed later, or can be viewed at the time of broadcast.

5.4.3 CRID originated by content creator, resolved by third party

In this scenario, the content creator creates the content and associated CRID. A third party resolves the CRID.

Supposing the content creator is a documentary production company, and the content in question is a documentary entitled "Incredible Documentary". Several broadcasters will carry this documentary over a period of time. In terms of location resolution the third party is acting as a proxy for the content creator. The production company creates a CRID. It might look like this:

CRID://documaker.com/IncredibleDocumentary

The third party might be an EPG service. The advantage of the third party in this case is that it can look across all service providers in the multiplex to resolve a CRID. The third party inserts the location resolution tables into the broadcast stream. Also inserted into the broadcast stream are the RARs, one of which contains the authority name "documaker.com" and the resolution service provider "res-service.ecg.com".

In a uni-directional network, the location resolution takes place in the PDR. The consumer selects "Incredible Documentary" during some navigation or search process. The location resolution engine searches the table of RARs and finds the one whose authority name matches the authority name in the CRID, in this example "documaker.com". The engine then uses the URL contained in the record to find the actual location resolution tables. In this way the CRID is resolved to a locator e.g.:

transport:channel5~0800

Finally, the content is broadcast and can be recorded on the local storage device and consumed later, or can be viewed at the time of broadcast.

5.4.4 CRID originated by content service provider, resolved by content service provider

In this scenario, the content service provider acquires content and assigns its own CRID to reference that content. The content service provider is also the resolution service provider.

The content service provider could be a broadcaster, and the content in question is the movie "Best Action Movie Ever" from a motion picture studio. The motion picture studio, the content creator, may very well have its own CRID referencing the movie, but the content service provider decides not to use this. The broadcaster's CRID might look like this:

CRID://broadcaster.com/movies/BestActionMovieEver

The broadcaster inserts the location resolution tables into the broadcast stream. Also inserted into the broadcast stream are the RARs, one of which contains the authority name "broadcaster.com" and the resolution service provider "broadcaster.com".

In a uni-directional network, the location resolution takes place in the PDR. The consumer selects "Best Action Movie Ever" during some navigation or search process. The location resolution engine searches the table of RARs and finds the one whose authority name matches the authority name in the CRID, in this example "broadcaster.com". The engine then uses the URL contained in the record to find the actual location resolution tables. In this way the CRID is resolved to a locator, e.g.:

transport:channel9~2130

Finally, the content is broadcast and can be recorded on the local storage device and consumed later, or can be viewed at the time of broadcast.

5.4.5 CRID originated by content service provider, resolved by third party

In this scenario, the content service provider creates a CRID associated to content, but a third party is delegated to resolve the CRID. The content service provider could be a broadcaster. Suppose the content in question is the movie "Best Comedy Movie Ever". The motion picture studio, the content creator of the movie, may very well have its own CRID referencing the movie, but the content service provider decides not to use this. The broadcaster creates a CRID that might look like:

CRID://broadcaster.com/movies/BestComedyMovieEver

The third party might be a trusted agent such as an EPG service provider. Either the broadcaster or the third party may create the location resolution tables as well as the RARs, one of which contains the name of the authority, "broadcaster.com", along with the name of the resolution service provider, "res-service.ecg.com". The RARs can be inserted into the broadcast. Thus, in terms of location resolution the third party is acting as a proxy for the content service provider, broadcaster.com. In a uni-directional network, the location resolution takes place in the PDR, while in a bi-directional network, the location resolution may take place on the server side. The consumer selects, as a result of some navigation or search process, "Best Comedy Movie Ever". The CRID resolution engine searches the table of RARs and finds the entry whose authority name matches the authority name in the CRID, "broadcaster.com" in this example, which is resolved in turn to give "res-service.ecg.com". The engine then uses this resolved information to find the actual location resolution tables, which are provided by "res-service.ecg.com". In this way, the CRID is resolved and the locator for the CRID is obtained. The content can now be captured.

5.4.6 CRID originated by third party, resolved by content service provider

In this scenario, a third party service creates e.g. a group CRID that references other CRIDs that in turn reference actual content. The third party could be an aggregator of some description. The content service provider agrees to be the resolution service provider for this third party because the third party service is particularly valuable.

Suppose the third party provides a CRID referencing all episodes of the "Star Journey" science fiction series. The CRID might look like this:

CRID://StarJourneyAggregator.com/AllEpisodesOfStarJourney

The broadcaster provides a Resolution Authority Record (RAR) containing the authority name "StarJourneyAggregator.com" and the resolution provider "broadcaster.com".

The consumer, using some search and navigation process comes across the "All Episodes of Star Journey" item. The PDR looks up authority it finds in the CRID for this item. It finds that the resolution service provider is "broadcaster.com" and uses the URL to find the resolution tables. It resolves the CRID into a list of other CRIDs:

CRID://broadcaster.com/StarJourneyEpisode1

CRID://broadcaster.com/StarJourneyEpisode2

CRID://broadcaster.com/StarJourneyEpisode3

In this example, the broadcaster issued the returned CRIDs, however the third party could also have its own CRIDs for these episodes that a broadcaster knows how to resolve.

The various episodes are presented to the viewer for selection. The viewer selects "Star Journey Episode 2" and again the engine looks up the authority name in the RAR table. It finds that authority name "broadcaster.com" maps to resolution provider "broadcaster.com", and subsequently resolves the CRID to a list of alternate locations e.g.:

transport:channel9~2130

transport:channel5~0915

The most appropriate location is chosen depending on such factors as how soon the viewer wishes to watch the programme, recording conflicts if the programme is to be saved to local storage, the cost of one location versus the other etc.

Finally, the content is broadcast and can be recorded on the local storage device and consumed later, or can be viewed at the time of broadcast.

5.4.7 CRID originated by third party, CRID resolved by third party

In this scenario, a third party service creates e.g. a group CRID and references other CRIDs that in turn reference actual content. The third party is an aggregator of some description. The same or another third party is also the resolution service provider.

Suppose the third party provides a CRID referencing all nature documentaries on all channels within a multiplex. The CRID might look like this:

CRID://Aggregator.com/AllNatureDocumentaries

The third party provides a Resolution Authority Record (RAR) containing the authority name "Aggregator.com" and the resolution provider "Aggregator.com". This is broadcast to the PDR along with the resolution tables, tables that the third party collates from schedule metadata it collects from all the content creators in the multiplex.

The consumer comes across the "All Nature Documentaries" item in their EPG. The PDR looks up the authority it finds in the CRID for this item. It finds that the resolution service provider is "Aggregator.com" and uses the URL to find the resolution tables. It resolves the CRID into a list of other CRIDs:

CRID://Aggregator.com/FoxesInTheWild

CRID:// Aggregator.com/OceansOfTheWorld

CRID:// Aggregator.com/TheMapleTree

The various programmes are presented to the viewer for selection. The viewer selects "Oceans of the World" and again the engine looks up the authority name in the RAR table. It finds that authority name "Aggregator.com" maps to resolution provider "Aggregator.com", and subsequently resolves the CRID to a list of alternate locations e.g.:

transport:channel2~1730

transport:channel7~2100

The most appropriate location is chosen depending on such factors as how soon the viewer wishes to watch the programme, recording conflicts if the programme is to be saved to local storage, the cost of one location versus the other.

Finally, the content is broadcast and can be recorded on the local storage device and consumed later, or can be viewed at the time of broadcast.

5.5 Example of coding an ISAN using a CRID

The ISO and SMPTE/ATSC have been actively working on the creation of an International Standard Audiovisual Number (ISAN). The goal of the ISAN is to uniquely identify completed audio-visual works, episodes of a work, versions of a work, and related parts of versions of a work (such as audio and subtitling tracks). In contrast with a CRID, the ISAN remains the same regardless of the provider of that content and would further allow comparisons between ISANs to determine that two pieces of content differ only by being a different version of the same root work or are different episodes of the same series.

The *TV-Anytime* Forum recognizes that some metadata and content providers have expressed interest in using the ISAN to identify the programmes they provide or reference in metadata. As such, the following CRID format is proposed to enable a CRID to be built using a known ISAN.

An example CRID incorporating an ISAN will look like: **CRID://<authority>/isan<ISAN according to ISO 15706 [18]>**In this example the <authority> portion is as specified in TS 102 822-4 [6] and the <data> portion of the CRID is an ISAN, prefixed with the fixed string "isan". In this case the normal use and semantics of the CRID are preserved. Namely, to convert this CRID into one or more location records the PDR contacts a location resolution service serving the Resolution Authority named in the <authority> portion of the CRID and passes the <data> portion, which in this case is an ISAN. However, because the data portion is clearly identified as an ISAN it also enables the PDR to make comparisons between CRIDs to determine if the referenced content is identical, different by version, or different by episode.

It is important to note that there is a significant difference between a CRID that is issued by a resolution authority and one that is constructed by the user interaction functionality in the PDR. There is an intention that a CRID that is issued will always be resolved by the relevant authority, whereas resolution of a constructed CRID is entirely speculative: one cannot rely on getting the location of the requested content.

Any unique ID for content can be used in a similar way as the ISAN in the above examples.

5.6 The relation between CRID and instance metadata

Instance description metadata is used to describe meaningful differences between specific instances of the same content i.e. instances of content that share the same CRID. For example, two instances of the same film where the instance description metadata indicates that one is in the original 16:9 aspect ratio and the other is in 4:3. Instance description metadata is linked to a particular event-related instance of content. For the full specification of instance description metadata see TS 102 822-3-1 [2] and TS 102 822-3-2 [3]. For a discussion of instance description metadata in the System context, see clause 6.3.2.

The *TV-Anytime* CRID is used to select and acquire an item of content independent of any particular location (time or place). In some cases however, the consumer may wish to acquire a location dependent version of a piece of content e.g. the 16:9 version of the film. To enable this functionality, the content referencing specification - TS 102 822-4 [6] - details an optional identifier called an Instance Metadata Identifier. This identifier is only guaranteed to be unique within the scope of the CRID to which it has been assigned. So it is permissible to assign the same identifier value to different CRIDs.

The PDR can use the Instance Metadata Identifier to track changes in the scheduling of a specific instance of a piece of content. The following example illustrates the problem and the solution.

Suppose a PDR resolves a CRID:

crid://broadcaster.com/GreatMovie

to two locators:

dvb://123.5ac.3be;3e45~20011207T120000Z--PT02H10M

dvb://487.2ee.3be;9e26~20011209T120000Z--PT02H10M

Suppose further that the first locator is the 16:9 version of GreatMovie, and the second is the 4:3 version. The viewer decides that they want the 16:9 version, but it is not on for a couple of days yet so the PDR makes a note to acquire it. As it comes closer to the scheduled time (as indicated by the locator), the PDR again resolves the CRID to see if the time the film is going to be on has changed. This time the location resolution process yields two locators:

dvb://123.5ac.3be;3e45~220011207T140000ZP0210

dvb://487.2ee.3be;9e26~20011209T090000ZP0210

Both the 16:9 version and the 4:3 version have been rescheduled, and without Instance Metadata Identifiers, the PDR would not be able to tell which is the location of the specific instance (the 16:9 instance) the viewer wants acquired.

With the use of Instance Metadata Identifiers, each of the original two locators would be assigned an identifier. The Instance Metadata Identifier appears in the location resolution tables and also appears in the corresponding instance metadata. So the first resolution of CRID:

crid://broadcaster.com/GreatMovie

yields:

dvb://123.5ac.3be;3e45~20011207T120000Z--PT02H10M	imi:broadcaster.com/1
dvb://487.2ee.3be;9e26~20011209T120000Z--PT02H10M	imi:broadcaster.com/2

The viewer selects the 16:9 version for acquisition, and this time the PDR takes note of the Instance Metadata Identifier as well as the locator. As it gets closer to the scheduled time, the PDR once again resolves the CRID, and the location resolution process yields the following:

dvb://123.5ac.3be;3e45~20011207T140000Z--PT02H10M	imi:broadcaster.com/1
dvb://487.2ee.3be;9e26~20011209T090000Z--PT02H10M	imi:broadcaster.com/2

Once again the PDR is unable to tell which locator is the 16:9 instance of the film by just examining the locators, but this time it can tell that the first locator is the right one because the Instance Metadata Identifier has not changed. It is the fact that the Instance Metadata Identifier remains unchanged across schedule changes that solves this particular problem for the PDR.

The use of the IMI might lead to unexpected effects. Consider the following. A consumer wishes to record the earliest showing of a certain programme. If he uses the IMI to express that and the locator connected to that IMI changes, it is possible that the PDR will not record the earliest showing.

As in the example above, suppose the user expresses that he wants to record the programme with imi:broadcaster.com/1, since this currently denotes the first showing:

dvb://123.5ac.3be;3e45~20011207T190000Z--PT02H10M	imi:broadcaster.com/1
dvb://487.2ee.3be;9e26~20011207T230000Z--PT02H10M	imi:broadcaster.com/2

If the programme gets rescheduled this might no longer be the case:

dvb://123.5ac.3be;3e45~20011208T190000Z--PT02H10M	imi:broadcaster.com/1
dvb://487.2ee.3be;9e26~20011207T230000Z--PT02H10M	imi:broadcaster.com/2

5.7 CRID lifecycle

An authority who creates CRIDs and assigns them to pieces of content has the choice of keeping this assignment permanent, or making it temporary and re-assigning CRIDs to completely different pieces of content at a later date.

Assigning a CRID to a piece of content in a permanent manner has the advantage of allowing a PDR to always assume that every time it encounters the CRID it is referring to the same piece of content. However, this permanent assignment has the disadvantage that the CRID authority will need to keep records of this assignment to make sure it never re-uses the CRID for a different piece of content.

When CRIDs are re-used to refer to different pieces of content, there are a number of problems that may occur. The following scenarios demonstrate some of these problems:

- 1) A programme is being repeated a number of weeks apart. The first broadcast is selected for recording by a software agent whilst the user is on holiday. On returning from the holiday the user sees a trailer for the repeat (and does not necessarily know that it has already been recorded), which he selects to be recorded. The PDR obtains the programme CRID from the trailer, which it recognizes as the same CRID as one previously captured. The PDR now has two choices:
 - a) Assume that the CRID refers to the same content concept as previously captured. There is therefore no need to record the programme and so the user should be informed that the programme is already available for viewing. If, in fact, the CRID has been reused to refer to a different programme concept in the intervening period, the PDR will fail to record the expected content.
 - b) Assume that the trailer CRID has been reused since the previous one was captured and that the newly selected programme should be recorded. In this case, if the trailer CRID did still refer to the same content concept, the programme would be recorded twice and the PDR will have missed an opportunity to let the user watch the content sooner than it might otherwise have done so.
- 2) A programme has been recorded and the user chooses to watch it for the first time some months later. The cached metadata indicates that segmentation data is available (but the PDR did not originally acquire it). The user requests the segmented version, and to do this the PDR attempts to obtain the segmentation data from a *TV-Anytime* web service. If the CRID has been reused it is possible that segmentation data will be downloaded for the wrong content resulting in a confused user.
- 3) A content creator has issued a CRID and a third party web service offers enhanced metadata (such as programme reviews) on that content using the CRID provided by the content creator. If the content creator reuses the CRID it would cause programme reviews not to match the other metadata for the piece of content.
- 4) A PDR caches the metadata for a CRID along with the content. When the viewer comes to watch the content, the PDR sees that the content has parent CRIDs associated with it. The PDR would like to offer the user the chance to exploit this data - i.e. offer functionality like "record the whole series", "record the next programme". If the parent CRID has been re-assigned to a different programme grouping concept since it was originally issued, the PDR would acquire the incorrect series.

When CRIDs are assigned forever, there are also issues that need consideration. The following scenarios illustrate these issues:

- 1) If CRIDs are assigned forever the CRID author must maintain a history of all CRIDs issued, and knowledge of all metadata associated with the CRIDs. This may not be practicable for the following reasons:
 - a) CRID authors working with broadcast schedules that extend over a short time interval may be unable to take into account all CRID allocations made during past scheduling/CRID authoring activities without incurring extra cost overheads that may be considered commercially unattractive.
 - b) Allocation of CRID values may be made by resolution data authoring systems that will become obsolete or require re-setting from time to time.
 - c) The CRID authority may decide to start issuing CRIDs for many items of content, such as trailers or adverts, to support independent acquisition of these short pieces of material. The nature of these short-lived publications may mean that CRID tracking by the author is not appropriate.
- 2) In many cases, several CRIDs may point to the same content. So, even if CRIDs are assigned forever, the content provider and user should still be encouraged to fully utilize the programme metadata as a means to describe the content, rather than just rely on the CRID.
- 3) Accidental re-use is likely to occur in a working system. Therefore a policy of reliance on non re-use may result in unpredictable or unknown behaviour, e.g. incorrect or missed acquisition of content.

As a result of the issues arising from the choice of CRID authoring policy, a working assumption for the unidirectional broadcast system would be to show caution when considering deliberately reusing CRIDs over short time intervals.

In order to assist receiving equipment in managing content and metadata, a CRID shall not be deliberately re-purposed during its lifetime.

The lifetime starts when the CRID is issued and is infinite, unless the CRID is known to be of a transient nature in which case this shall be signalled by the underlying transport. Such a CRID will have an expiry date defined recursively, as follows:

- Expiry date of a locator:
For scheduled content, the expiry date is given by the "start" and "duration" as expressed by the locator.
For on demand content, it is given by the end of the availability window.
- The expiry date of a CRID is the maximum (latest) of the expiry dates the CRID resolves into.
Optionally the CRID authority may extend the expiry date of a transient CRID by a given duration (e.g. 7 days or 14 days or a year).

For reasons of transport efficiency it is recommended that this extension to the expiry date is signalled by the underlying transport for each CRID authority.

In this way a service provider may introduce different expiry policies on different services through the use of different CRID authority names.

- NOTE 1: CRIDs known to be transient that are re-introduced after a previous expiry date has passed cannot be guaranteed to refer to the same content and, therefore, are to be considered new.
- NOTE 2: If in the resolution of a CRID a re-resolve date is set, the CRID is still active and the expiry date cannot be determined by the receiving equipment, but is known to be after the re-resolve date.
- NOTE 3: The expiry date of transient CRIDs is derived from the locator with the latest time. This is only known when all resolution information has been conveyed as signalled by the "complete" attribute of the Result element in the ContentReferencingTable.

5.8 Harmonization of TS 102 822-4 and TS 102 822-6

TS 102 822-4 [6] specifies the requirements for unidirectional and bi-directional resolution of content references. It also provides an HTTP binding for bi-directional resolution over IP based networks. TS 102 822-6-1 [9] and TS 102 822-6-2 [10] meets all the requirements of TS 102 822-4 [6], and also provides a rich set of metadata queries. TS 102 822-6-1 [9] provides all the features of the HTTP binding in TS 102 822-4 [6] using a SOAP binding.

It is recommended that new server and client implementers using IP networks use the protocols defined in TS 102 822-6-1 [9] and TS 102 822-6-2 [10] in preference to TS 102 822-4 [6]. Note that this does not apply to the DNS based discovery of content referencing servers, as this is not superseded in TS 102 822-6-1 [9] and TS 102 822-6-2 [10]. TS 102 822-6-1 [9] and TS 102 822-6-2 [10] extends this DNS discovery mechanism to include metadata servers.

6 Metadata

6.1 Introduction

Metadata is generally defined as "data about data". Within the *TV-Anytime* environment, the most visible parts of metadata are the attractors/descriptors or hyperlinks used in Electronic Programme Guides (EPGs), or in Web pages. This is the information that the consumer or agent will use to decide whether or not to acquire a particular piece of content.

The *TV-Anytime* metadata system allows the consumer to find, navigate and manage content from a variety of internal and external sources including, for example, enhanced broadcast, interactive TV, Internet and local storage. It defines a standard way to describe consumer profiles including search preferences to facilitate automatic filtering and acquisition of content by agents on behalf of the consumer.

There is a need to associate metadata with content to facilitate human and automated searching for content of interest. Such metadata includes descriptive elements and attractors to aid the search process as well as elements essential to the acquisition, capture and presentation processes; content rights, formats, duration, etc. Many of these descriptive elements can be found in electronic programme guides and Web pages.

The process of creation and evolution of metadata for an individual content item may involve many organizations during the course of creation, distribution and delivery to the consumer. Thus, there is a clear need to define a common metadata framework and a standard set of metadata elements in order to ensure a high level of interoperability within the chain from content creation to content delivery.

6.2 XML - a common representation format

For the purpose of interoperability, the *TV-Anytime* Forum has adopted XML as the common representation format for documentation of metadata. XML offers many advantages: it allows for extensibility, supports the separation of data from the application, and is widely used. In addition, powerful XML tools are now available such as XSL (XML Stylesheets), XQL (XML Query Language), and XML databases that can be used to process and manage XML data. As a textual format, XML tends to be rather verbose; however, a number of mechanisms are being developed to reduce the bandwidth when necessary. It is important to note that the XML representation of a *TV-Anytime* document is just that, *a representation*. It is *one possible representation of the metadata*; it is not the only representation of the metadata. There is no assumption that *TV-Anytime* metadata must be represented in XML format. Metadata could be represented by an optimized binary format to conserve bandwidth and aid rapid processing and mapping to a database. It is strongly recommended that if XML is used as exchange syntax for *TV-Anytime* metadata, then that XML should conform to the *TV-Anytime* Schema. This has obvious advantages in the business-2-business realm in addition to the business-2-consumer realm.

The following clauses introduce the *TV-Anytime* metadata schemas. They also provide snippets of XML instance documents. Basic knowledge of XML is needed in order to understand the following clauses.

6.3 The *TV-Anytime* metadata high level documents

All *TV-Anytime* metadata instance documents are grouped under a root element called "TVAMain".

6.3.1 Metadata structure

There are six basic kinds of metadata that a "TVAMain" element groups:

- Content description metadata.
- Instance description metadata.
- Consumer metadata.
- Segmentation metadata.
- Metadata origination information metadata.
- Interstitial and targeting metadata.

The diagram in figure 7 illustrates this relationship.

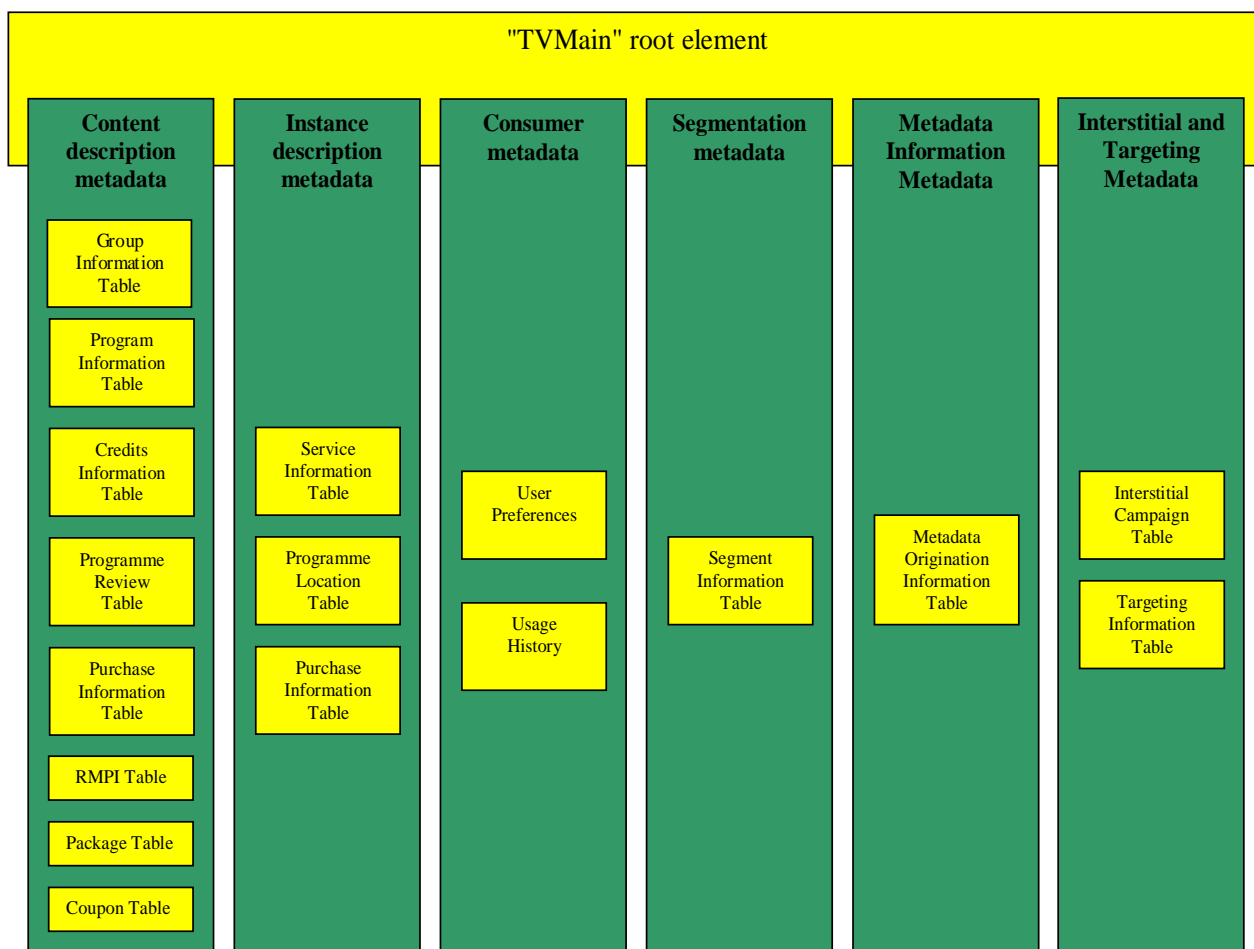


Figure 7: TV-Anytime documents with "TVA Main" as a root element

6.3.2 Phase 1 Metadata

6.3.2.1 Content description metadata

Content description metadata is divided into four areas:

- Descriptions of items of content e.g. television programmes. These descriptions are held in the ProgramInformationTable. They include things like the title of the programme, a synopsis, the genres it falls under and a list of keywords that can be used to match a search. The following example is a ProgramInformationTable containing a single ProgramInformation element. The example is not exhaustive.

```
<ProgramInformationTable>
  <ProgramInformation programId="crId://hbc.com/foxes/episode11">
    <BasicDescription>
      <Title type="main">
        The one where Fox jumps in the Potomac
      </Title>
      <Synopsis>
        Fox goes to Washington and jumps in the Potomac
      </Synopsis>
      <Keyword>Fox</Keyword>
      <Keyword>Washington</Keyword>
      <Keyword>Potomac</Keyword>
      <Genre href="urn:tva:metadata:cs:FormatCS:2007:3.5.7.3" type="main"/>
    </BasicDescription>
    <OtherIdentifier>guid://e41a-b456-a876-3e49</OtherIdentifier>
    <OtherIdentifier>urn:mpeg:mpeg21:
diid:isan:29ef-94ba-53c4-3e7a-4ce8-e-5a45-98ec-f</OtherIdentifier>
    <MemberOf crid = "crId://hbc.com/foxes/all" index = "11" xsi:type =
"EpisodeOfType"/>
  </ProgramInformation>
</ProgramInformationTable>
```

```
</ProgramInformation>
</ProgramInformationTable>
```

Descriptions of groups of related items of content e.g. all episodes of "Foxes in the Wild". These descriptions are held in the GroupInformationTable. The following example is a GroupInformationTable containing a single ProgramInformation element. The example is not exhaustive.

```
<GroupInformationTable>
  <GroupInformation groupId="crid://hbc.com/foxes/all">
    <GroupType xsi:type="ProgramGroupTypeType" value="series"/>
    <BasicDescription>
      <Title type="main">All episodes of Foxes ever</Title>
      <Synopsis>More Foxes than you can handle</Synopsis>
      <Keyword>Foxes</Keyword>
      <Keyword>all</Keyword>
      <Genre href="urn:tva:metadata:cs:FormatCS:2007:3.5.7" type="main"/>
    </BasicDescription>
    <MemberOf xsi:type="MemberOfType" crid="crid://hbc.com/comedy/all"/>
  </GroupInformation>
</GroupInformationTable>
</ProgramDescription>
```

A mapping of cast members to unique identifiers. The identifiers can be used in other metadata instances making searching easier. These descriptions are held in the CreditsInformationTable.

- Purchase information. This is held in the PurchaseInformationTable.
- Critical reviews of items of content. These descriptions are held in the ProgramReviewTable.

6.3.2.2 Instance description metadata

Instance description metadata is divided into two areas:

- Descriptions of particular instances (locations) of content. These descriptions are held in the ProgramLocationTable. This metadata contains the scheduled time, but note that using this representation is *not* the preferred means of determining locations. The preferred means of determining locations is by resolving a CRID using the location resolution mechanism.

ProgramLocationTable contains records (elements) that are derived from ProgramLocationType (this is a base type, it is not instantiated directly, see TS 102 822-3-1 [2] and TS 102 822-3-2 [3]):

```
<ProgramDescription>
  <ProgramLocationTable>
    <BroadcastEvent serviceIDRef="hbc100022311">
      <Program crid="crid://hbc.com/foxes/episode11"/>
      <ProgramURL>dvb://1.4ee2.3f5</ProgramURL>
      <PublishedStartTime>2001-04-07T19:00:00.00+01:00</PublishedStartTime>
      <PublishedDuration>PT6H</PublishedDuration>
      <Live value="false"/>
      <Repeat value="true"/>
      <FirstShowing value="false"/>
      <LastShowing value="false"/>
      <Free value="false"/>
    </BroadcastEvent>
  </ProgramLocationTable>
</ProgramDescription>
```

It is possible to also include a BasicDescription element within BroadcastEvent. One use of this element is where an actor appearing in the programme has recently died, and the particular showing of the programme is a tribute. This extra information becomes an attractor for the programme. The synopsis of the programme is altered to reflect the fact that the programme features the deceased actor. It is more appropriate to change the synopsis for the instance, rather than the synopsis in the metadata attached to the CRID, as the "tribute" showing has a limited lifespan. Another use is where different instances have different technical attributes, such as aspect ratio or audio or video coding.

Optionally an IMI can be used for each BroadcastEvent that can be used to link the instance metadata to the content referencing information.

Optionally, also here purchase information can be carried.

- Descriptions of services within a system. These descriptions are held in the ServiceInformationTable. Each description is encapsulated by a ServiceInformation element, illustrated in the example:

```

<ProgramDescription>
<ServiceInformationTable>
  <ServiceInformation serviceId="hbc100022311">
    <Name>HBC Channel 1</Name>
    <Owner>HBC</Owner>
  </ServiceInformation>
  <ServiceInformation serviceId="kgt1042062318">
    <Name>KGT Channel 9</Name>
    <Owner>KGT</Owner>
  </ServiceInformation>
</ServiceInformationTable>
</ProgramDescription>

```

6.3.2.3 Consumer metadata

Consumer metadata is divided into a number of areas:

- Details of a user's preferences or profile. This information is delivered by the UserPreferences description scheme, which provides rich representations of the particular types of content preferred or requested by the user. These descriptions are closely correlated with media descriptions, and thus enable users to efficiently search, filter, select and consume desired content. In the following example, the user ("Robert") prefers news programmes in English, when he is in Japan. The user also prefers comedy films reviewed and ranked by a particular film critic, as well as movies rated PG-13 by the MPAA (Motion Picture Association of America).

```

<UserDescription>
  <UserPreferences>
    <mpeg7:UserIdentifier protected="true">
      <mpeg7:Name xml:lang="en">Robert</mpeg7:Name>
    </mpeg7:UserIdentifier>
    <mpeg7:FilteringAndSearchPreferences>
      <mpeg7:ClassificationPreferences preferenceValue="10">
        <mpeg7:Language>en</mpeg7:Language>
        <mpeg7:Genre href="urn:tva:metadata:cs:FormatCS:2007:3.1.1"/>
      </mpeg7:ClassificationPreferences>
      <mpeg7:ClassificationPreferences preferenceValue="12">
        <mpeg7:Genre href="urn:tva:metadata:FormatCS:2007:3.5.7"/>
        <mpeg7:Review>
          <mpeg7:Rating>
            <mpeg7:RatingValue>7</mpeg7:RatingValue>
            <mpeg7:RatingScheme best="10" worst="1" style="higherBetter"/>
          </mpeg7:Rating>
          <mpeg7:Reviewer xsi:type="mpeg7:PersonType">
            <mpeg7:Name>
              <mpeg7:FamilyName>Ebert</mpeg7:FamilyName>
              <mpeg7:GivenName>Roger</mpeg7:GivenName>
            </mpeg7:Name>
          </mpeg7:Reviewer>
        </mpeg7:Review>
      </mpeg7:ClassificationPreferences>
      <mpeg7:ParentalGuidance>
        <mpeg7:ParentalRating href="urn:mpeg:MPAAParentalRatingCS:PG-13">
          <mpeg7:Name>PG-13</mpeg7:Name>
        </mpeg7:ParentalRating>
        <mpeg7:Region>us</mpeg7:Region>
      </mpeg7:ParentalGuidance>
    </mpeg7:FilteringAndSearchPreferences>
    <mpeg7:PreferenceCondition>
      <mpeg7:Place>
        <mpeg7:Name xml:lang="en">Tokyo</mpeg7:Name>
        <mpeg7:Region>jp</mpeg7:Region>
      </mpeg7:Place>
    </mpeg7:PreferenceCondition>
  </UserPreferences>
</UserDescription>

```


- Details of a user's "click data", e.g. the actual usage history of a user's actions. UsageHistory description scheme provides a list of the actions carried out by the user over an observation period. This information can subsequently be used by automatic analysis methods to generate user preferences. An extensive example can be found in annex A.

6.3.3 Phase 2 metadata

6.3.3.1 Schema overview

The Phase 2 *TV-Anytime* metadata schema is a backwards-compatible extension of the Phase 1 schema. It extends Phase 1 datatypes for content description and user description and makes use of datatypes imported from MPEG-21 to enable new areas of functionality. It also extends the *TV-Anytime* root document type, TVAMainType, to enable publication of metadata described using the new datatypes.

All of the new datatypes are declared within a single namespace (with the identifier "tva2"). The schema for this namespace imports all of the phase one schemas (for the "xml", "tva" and "mpeg7") as well as those for MPEG-21 (indicated by the "mpeg21" namespace identifier). It also imports the namespace ("rmpi") for the companion *TV-Anytime* specification TS 102 822-5-1 [7] for rights management and Protection Information (RMPI).

It is important to note that the extensions within the tva2 namespace are modular and that this offers great potential flexibility in implementation. This reflects the heterogeneous nature of the business requirements of Phase 2 which go a long way beyond the traditional broadcast model that is at the heart of Phase 1.

The first part of the schema contains description tools for new types of content, other than audiovisual content (e.g. applications), and for properties of content that are determined by the context in which they are used (e.g. education). The primary intention is to be able to describe other forms of content that may be associated with audiovisual content, and specialist areas in which an enhanced audiovisual service may be deployed.

There is no pretension to being a metadata standard for the detailed description of all possible content services from hardcopy libraries to CD collections. *TV-Anytime* has maintained its focus on primarily audiovisual digital content services, but extended it to take into account the implications of bi-directionality and digital distribution methods other than traditional broadcast. In this spirit, its content description capabilities have also been extended to enable content targeting, coupon description and description of content packages (composite content where several components come together to give the user a particular experience).

Targeting of content, including promotional trailers and advertisements, can, using the new description tools, take into account user preferences, usage history, personal characteristics (biographic and accessibility) and usage environments (terminals, networks and natural environmental characteristics).

Coupon description offers content providers the tools to associate specific content offerings with special pricing offers. By combining the coupon description and targeting tools a wide range of interesting new business models is made possible.

The content package description tools also enable a broad spectrum of new possibilities. These include the description of interactive programmes (such as live coverage of sports events with multiple user-selectable streams), games and educational packages (where documents, applications and other digital content may accompany the main audiovisual content and where the student may wish to control the choice and sequence of resources put to use). Here too, these capabilities may be combined with targeting tools (e.g. to enable account to be taken of the personal characteristics and usage environments of users).

The new user description tools are the mirror image of those required for content targeting. They may also serve as a basis for content sharing between users (and between usage environments).

6.3.3.2 Phase 2 as an extension to Phase 1 metadata tools

It is important to note that the Phase 2 extensions to the Phase 1 metadata tools are, like their predecessor, modular. They constitute additions to the *TV-Anytime* metadata toolbox. There is no need, therefore, for Phase 1 implementations to evolve in one leap to comprehensive Phase 2 compliance. A precedent for this exists in the MPEG-7 practice of sub setting schema tools through the use of profiles and of levels within profiles.

There are many options for step-by-step rollout of Phase 2 metadata tools. The tools can be grouped into three broad areas of functionality that they support:

- 1) Extended content description (largely the responsibility of content creators and metadata service providers, but also with implications for developers of metadata-using client software).
- 2) Extended user description (largely the domain of equipment manufacturers and application software developers).
- 3) Content package description, including support for interstitials. This presents a complex challenge (with commensurate potential rewards), analogous to that posed by segmentation in Phase 1 and will require co-ordinated action by all members of the value chain.

Although the three areas are to some degree interdependent, areas one and two could be partially or completely implemented before area three. Tools for the description of new non-AV content types, context-specific content characteristics, RMPI and coupons could initially be partially or completely deployed.

At the stage of complete deployment of these extended content description tools, deployment of the extended user description tools would be necessary (to fully enable content and coupon targeting).

Once these tools are in place, but only then, tools for content packaging (including interstitials) can be deployed. It would not be possible to deploy the latter effectively without the prior deployment of tools for extended content description (needed, e.g. to describe components of packages), and for extended user description (needed, e.g. to ensure that package components are matchable to usage environment characteristics).

6.4 Documents related through the CRID

Parts of a *TV-Anytime* document are related through the CRID. Metadata may be distributed across many *TV-Anytime* documents, but it is always possible to relate appropriate pieces through CRIDs.

6.4.1 Grouping

Programmes can belong to groups, and groups can belong to other groups. Linking programme descriptions with group descriptions using CRIDs reflects this relationship in the metadata, again, which is illustrated in figure 8.

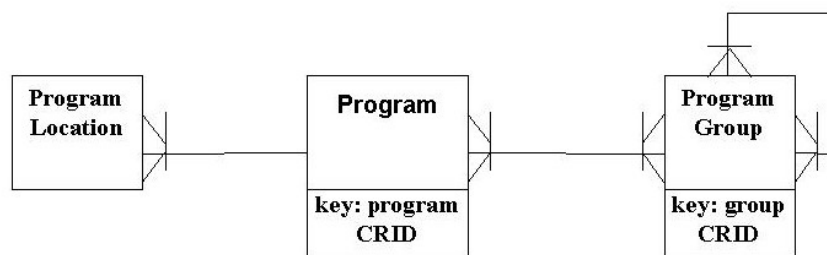


Figure 8: Programme descriptions related to group descriptions through the CRID

ProgramInformation elements are related to GroupInformation elements through the memberOf or episodeOf elements, e.g. the memberOf element contains a group CRID e.g. Foxes Episode 11 is a member of the Foxes group, which is a group that aggregates all episodes of Foxes. This supports the feature where a viewer can say "I like this. What is it? Are there more programmes like this?" By navigating up to the group the viewer may discover that the group is a member of another group and so forth. The higher one goes in the tree the more general the concepts become, e.g. moving from a specific episode of Foxes, to all episodes of Foxes, to all comedy shows, to all shows.

This upward pointing nature of group representation in the *TV-Anytime* metadata is the opposite of the content resolution process which is downward pointing (group CRIDs resolve into other CRIDs which resolve into locators).

6.5 TV-Anytime document structure

The following example illustrates the structure of a valid *TV-Anytime* document:

```
<TVAMain xmlns="urn:tva:metadata:2007"
  xmlns:mpeg7="urn:tva:mpeg7:schema:2005"
  xmlns:xsi="http://www.w3.org/2001/XMLSchema-instance"
  xsi:schemaLocation="urn:tva:metadata:2007 schemas/tva_metadata_3-1_v141.xsd"
  version="03"
  xml:lang="en"
  publisher="..."
  publicationTime="2001-04-05T21:00:00.00+01:00">
  <CopyrightNotice>...</CopyrightNotice>
  <ProgramDescription>
  <ProgramInformationTable>...</ProgramInformationTable>
  <GroupInformationTable>...</GroupInformationTable>
  <ProgramLocationTable>...</ProgramLocationTable>
  <ServiceInformationTable>...</ServiceInformationTable>
  <CreditsInformationTable>...</CreditsInformationTable>
  <ProgramReviewTable>...</ProgramReviewTable>
  <PurchaseInformationTable>...</PurchaseInformationTable>
  </ProgramDescription>
  <UserDescription>
    <UserPreferences>...</UserPreferences>
    <UsageHistory>...</UsageHistory>
  </UserDescription>
</TVAMain>
```

Many of the elements are optional, so the following examples are also valid documents:

```
<TVAMain version="03" xml:lang="en" publisher="..." publicationTime="...">
  <CopyrightNotice>...</CopyrightNotice>
  <ProgramDescription>
  <ProgramInformationTable>...</ProgramInformationTable>
  </ProgramDescription>
</TVAMain>
```

```
<TVAMain version="03" xml:lang="en" publisher="..." publicationTime="...">
  <CopyrightNotice>...</CopyrightNotice>
  <ProgramDescription>
  <GroupInformationTable></GroupInformationTable>
  </ProgramDescription>
</TVAMain>
```

```
<TVAMain version="03" xml:lang="en" publisher="..." publicationTime="...">
  <CopyrightNotice>...</CopyrightNotice>
  <UserDescription>
  <UserPreferences>...</UserPreferences>
  <UsageHistory>...</UsageHistory>
  </UserDescription>
</TVAMain>
```

6.6 Mandatory and optional elements

The *TV-Anytime* XML Schema contains many elements that are optional and some that are mandatory. The diagram shows the mandatory parts of `ProgramInformation`:

```
<ProgramInformationTable>
  <ProgramInformation programId="crid://hbc.com/foxes/episode1">
  <BasicDescription>
  <Title type="main">
    The one where Fox jumps in the Potomac
  </Title>
  </BasicDescription>
  </ProgramInformation>
</ProgramInformationTable>
```

6.7 Delivery of metadata over a unidirectional environment

The *TV-Anytime* forum has specified a generic solution for the carriage of metadata over unidirectional environments. Unidirectional environments are defined as being environments where content and metadata are delivered from the transmitting device (head-end) to the terminal device (PDR) over a one-way link and where no communication is possible from the PDR to the head-end. The *TV-Anytime* solution is not specific to a particular transport layer and has been designed so as to be used within any unidirectional delivery system. The requirements needed to be fulfilled by such a system in order to be able to implement this solution are listed in annex B.

The *TV-Anytime* solution has been designed to support the following methods of acquisition of the *TV-Anytime* metadata sent out over a unidirectional network:

- Method 1: Acquire from the metadata stream and cache the data to disk with the receiver provides its own methods of navigation.
- Method 2: Use the TVA indexing solution to enable online navigation of the metadata stream.
- Method 3: Cache both TVA indexing information and data to disk to provide an enhanced version of method 2.

Accordingly the delivery of a *TV-Anytime* description, namely the actual document containing all the *TV-Anytime* metadata from a certain metadata provider to be sent out at a certain time, is viewed as made of five distinct processes. Figure 9 shows the processes associated with the delivery of metadata. Those specified by the *TV-Anytime* delivery solution are shown in grey.

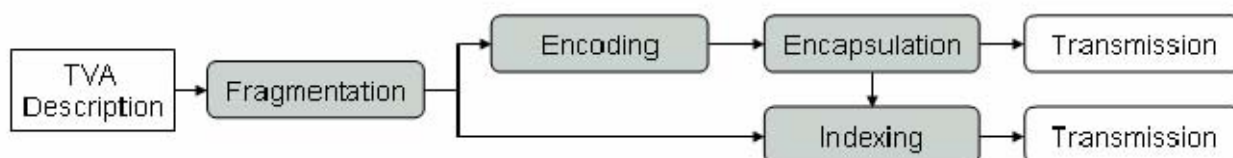


Figure 9: Processes associated with the delivery of metadata

Fragmentation is the generic decomposition mechanism of a TVA metadata description into self-consistent units of data, called *TVA fragments*. A fragment is the ultimate atomic part of a *TV-Anytime* metadata description that can be transmitted independently to a terminal. A fragment shall be self consistent in the sense that:

- It shall be capable of being updated independently from other fragments.
- The way it is decoded, processed and accessed shall be independent from the order in which it is transmitted relative to other fragments.
- The decoding of a fragment and its addition to the partial description shall give a *TV-Anytime* schema valid description. Note that a partial description must have at least the fragment delivering the root element (*TVAMain*).

A number of normative TVA fragment types have been defined as follows:

- *TVAMain* fragment which contains the root element of the description.
- *ProgramInformation* fragment containing metadata for a given content.
- *GroupInformation* fragment containing metadata for a given group of contents.
- *OnDemandProgram* and *OnDemandService* fragment for the description of on-demand instances of contents.
- *BroadcastEvent* fragment, *Schedule* fragment and *ServiceInformation* fragment used for the description of broadcast instances of contents and of the services where they are available.
- For the *CreditInformation* metadata, *PersonName* and *OrganizationName* fragments.

- *Review* fragment to contain review of a given content.
- *Purchase Information* fragment to contain price information.
- For the *ClassificationSchemes* metadata, *CSAlias* fragment and *ClassificationScheme* fragment.
- For the *Segmentation* metadata, *SegmentInformation* fragment and *SegmentGroupInformation* fragment.

Encoding is the process that enables the efficient (in terms of bandwidth, navigability and updating) delivery of data within a unidirectional environment. It consists in representing the TVA metadata fragments in a binary format. *TV-Anytime* has chosen the MPEG-7 BIM method as defined in ISO/IEC 15938-1 [15] (MPEG-7 Systems part) as the preferred method that would facilitate wide interoperability. However *TV-Anytime* appreciates that in some controlled environments, it may be desirable to enable the delivery of metadata using alternate encoding systems. To allow this, appropriate hooks are provided where necessary and the means to indicate the method of encoding used.

Encapsulation is the process, which enable the grouping of a number of binarised fragments together in a "container" ready for transmission. It associates to these fragments further information enabling a receiving device to manage them. In particular it allocates to each fragment a unique identifier within the TVA metadata fragment stream and a version number so as to enable the monitoring of possible updates.

To conclude, indexing is the optional mechanism seen as suiting especially situations when TVA metadata is to be delivered to receivers that have limited processing and storage capabilities. As within a *TV-Anytime* metadata fragment stream there is are likely to be many hundreds of fragments, indexing provides a mechanism for locating information from within this stream. It allows multiple views on the data set of a TVA metadata description and enables a device to quickly find a fragment of interest. Indexing structures sent out along with the TVA metadata fragment stream provide direct access to each TVA fragment by listing the values of a particular node (the index's key fields) and describing where the matching fragment(s) can be found over the delivery layer. Multiple indices can point to the same fragment, each using a different node as a key field. The indexing structures when provided are transmitted using the generic container format defined by the encapsulation mechanism.

For the transmission, *TV-Anytime* does not define the way in which these containers should be carried, as this is specific to the delivery system. However in the specification of a container, consideration has been given, to enable the container to be easily mapped on to standard delivery methods. For example in an MPEG-2 environment, the containers may be conveyed using Sections, objects within a DSM-CC U-U Object Carousel or modules within a DSM-CC Data Carousel.

6.8 Notes on Schema Extension

The *TV-Anytime* Schema defined in TS 102 822-3-1 [2], provides a standard way of describing common data structures required within a PDR environment. However there may be instances where third parties may wish to extend the TVA Schema to provide enhancements to existing data types, or to introduce completely new data types, providing additional functionality.

This can be achieved in a backward compatible way using standard XML Schema methods. TS 102 822-3-2 [3] defines a subset of these XML Schema methods which are applicable within the context of a TVA Schema.

Note that the declaration of new data types must occur in a separate schema document and have their own unique namespace.

6.8.1 Polymorphism of existing type by inheritance with extension

To extend an existing TVA data type one uses the XML Schema, derive by extension mechanism. So for example if a provider wish to add a new element called MyData to a standard TVA ProgramInformationType, he would define a new type as follows:

```
<xs:schema xmlns:xs="http://www.w3.org/2001/XMLSchema" xmlns:tva="urn:tva:metadata:2007"
elementFormDefault="qualified" attributeFormDefault="unqualified">
  <xs:import namespace="urn:tva:metadata:2007" schemaLocation="tva_metadata_3-1_v141.xsd"/>
  <xs:complexType name="MyDataType">
    <xs:complexContent>
      <xs:extension base="tva:ProgramInformationType">
        <xs:sequence>
          <xs:element name="MyData" type="xs:string" />
        </xs:sequence>
      </xs:extension>
    </xs:complexContent>
  </xs:complexType>
</xs:schema>
```

To use the new data type within an instance document, one makes use of the XML Schema "type" attribute to declare the actual data type as follows:

```
<tva:TVAMain xmlns:tva="urn:tva:metadata:2007" xmlns:xsi="http://www.w3.org/2001/XMLSchema-instance"
xsi:noNamespaceSchemaLocation="ExampleTvaExtension.xsd">
  <tva:ProgramDescription>
    <tva:ProgramInformationTable>
      <tva:ProgramInformation programId="CRID://bbc.com/films/titanic"
xsi:type="MyDataType">
        <tva:BasicDescription>
          <tva:Title>Titanic</tva:Title>
        </tva:BasicDescription>
        <MyData>xxxxxxxx</MyData>
      </tva:ProgramInformation>
    </tva:ProgramInformationTable>
  </tva:ProgramDescription>
</tva:TVAMain>
```

If no "type" is declared for the extended type the system assumes that it is of the base type, which in this case is ProgramInformationType.

It should be noted that all new data elements occur at the end of the extended data type. In the case where an extension adds new attributes, then these attributes can occur in any order within the extended element.

6.8.2 Polymorphism of existing type by inheritance with restriction

To restrict an existing TVA data type one uses the XML Schema, derive by restriction mechanism. So for example if a provider wishes to create a new data type called MyDataType which removes all optional elements from the standard TVA ProgramInformationType, he would define a new type as follows:

```
<xs:schema xmlns:xs="http://www.w3.org/2001/XMLSchema" xmlns:tva="urn:tva:metadata:2007"
elementFormDefault="qualified" attributeFormDefault="unqualified">
  <xs:import namespace="urn:tva:metadata:2007" schemaLocation="tva_metadata_v141.xsd_am1"/>
  <xs:complexType name="MyDataType">
    <xs:complexContent>
      <xs:restriction base="tva:ProgramInformationType">
        <xs:sequence>
          <xs:element name="BasicDescription" type="tva:BasicContentDescriptionType"/>
        </xs:sequence>
        <xs:attribute name="programId" type="tva:CRIDType" use="required"/>
        <xs:attributeGroup ref="tva:fragmentIdentification"/>
      </xs:restriction>
    </xs:complexContent>
  </xs:complexType>
</xs:schema>
```

To use the new data type within an instance document, one makes use of the `xsi:type` attribute to declare the actual data type as follows:

```
<tva:TVAMain xmlns:tva="urn:tva:metadata:2007" xmlns:xsi="http://www.w3.org/2001/XMLSchema-instance"
xsi:noNamespaceSchemaLocation="ExampleTvaExtension.xsd">
  <tva:ProgramDescription>
    <tva:ProgramInformationTable>
      <tva:ProgramInformation programId="CRID://bbc.com/films/titanic"
xsi:type="MyDataType">
        <tva:BasicDescription>
          <tva:Title>Titanic</tva:Title>
        </tva:BasicDescription>
      </tva:ProgramInformation>
    </tva:ProgramInformationTable>
  </tva:ProgramDescription>
</tva:TVAMain>
```

If no "type" is declared the system assumes that it is of the base type, which in this case is `ProgramInformationType`.

7 Phase 1 cookbook examples and scenarios

This clause describes the phases identified in a *TV-Anytime* System. It is followed by examples to give an overview of how a system might work. Further details and issues that arise from this example are identified in the next clause. The examples will cover usage of both content referencing and metadata (including the usage of metadata over a bi-directional link).

7.1 *TV-Anytime* dynamic processes

Processes in a *TV-Anytime* session are depicted in figure 10.

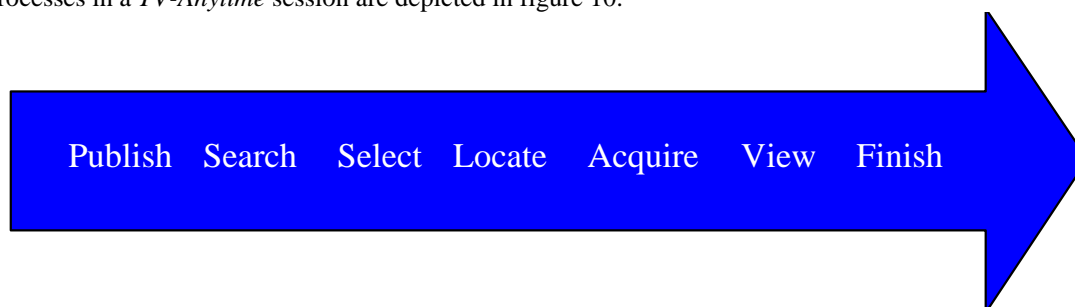


Figure 10: Processes in a *TV-Anytime* system

The next clauses present an examples that show, per process, the steps that are to be taken in a *TV-Anytime* system.

7.2 Phase 1 example: Record every episode of this programme series in the broadcast case

This example shows how the current *TV-Anytime* system may work using the TS 102 822-4 [6], TS 102 822-3-1 [2] and TS 102 822-3-2 [3]. The example is intended to give an overview of the system; more specific issues per phase will be covered later in the present document.

Publish

A content service provider will publish a CRID that represents a programme series, and CRIDs that represent the constituents of that programme series. The same or different service provider will publish metadata that describes this series and its constituent episodes. The same or different service provider will publish location resolution data that describes where and when the constituent episodes of this series may be acquired. The series may be available from multiple content service providers.

In this example we will use a comedy show "Fox" which has two episodes. The included XML snippets show an almost minimal way to describe this show and its episodes. Three metadata tables are needed to describe the relations for the Fox show. The GroupInformation table that holds information for all episodes of Fox and two ProgramInformation tables that contain information for the different episodes.

The link between the group and the episodes is made by the content referencing system: if the Group CRID "//hbc/foxes/all" is put to the resolution engine in the PDR, it will come back with both programme CRIDs. The link between programmes and the group is being made by the <memberOf> element in the ProgramInformation table.

```
<ProgramDescription>
  <ProgramInformationTable>
    <ProgramInformation programId="crid://hbc.com/foxes/episode1">
      <BasicDescription>
        <Title type="main">
          The one where Fox jumps in the Potomac
        </Title>
        <Synopsis length="short">
          Fox goes to Washington and jumps in the Potomac
        </Synopsis>
      </BasicDescription>
      <MemberOf xsi:type="EpisodeOfType" crid="crid://hbc.com/foxes/all" />
    </ProgramInformation>
    <ProgramInformation programId="crid://hbc.com/foxes/episode2">
      <BasicDescription>
        <Title type="main">
          The one where Fox drowns in the Lake of Geneva
        </Title>
        <Synopsis length="short">
          Fox goes to Geneva and tries to climb the fountain
        </Synopsis>
      </BasicDescription>
      <MemberOf xsi:type="EpisodeOfType" crid="crid://hbc.com/foxes/all"/>
    </ProgramInformation>
  </ProgramInformationTable>
  <GroupInformationTable>
    <GroupInformation groupId="crid://hbc.com/foxes/all" ordered="true" numOfItems="2">
      <GroupType xsi:type="ProgramGroupTypeType" value="show"/>
      <BasicDescription>
        <Title type="main">
          All episodes of Foxes ever
        </Title>
        <Synopsis length="short">
          More Foxes than you can handle
        </Synopsis>
      </BasicDescription>
      <MemberOf xsi:type="MemberOfType" crid="crid://hbc.com/comedy/all"/>
    </GroupInformation>
  </GroupInformationTable>
</ProgramDescription>
```


To allow PDRs to build for, example, an EPG or to inform the user of the approximate schedule of an airing, InstanceMetadata can be used. This is useful, for example, when a user is interested in watching a programme in a non-time shifted manner. The BroadcastEvent table in the instance metadata is used for that purpose. It is *NOT* there to signal to the PDR where and when a particular programme really can be found: that is the job of content referencing and location resolution mechanism. As stated before, the metadata is used mainly for attraction purposes. An example XML snippet of a BroadcastEvent table is given below:

```
<ProgramLocationTable>
<BroadcastEvent serviceIDRef="hbc100022311">
  <Program crid="//hbc.com/foxes/episode1"/>
<BroadcastURL>dvb://1.4ee2.3f4/</BroadcastURL>
  <EventDescription>
    <PublishedTime>2001-04-05T21:00:00.00+01:00</PublishedTime>
    <PublishedDuration>PT3H</PublishedDuration>
  </EventDescription>
</BroadcastEvent>
</ProgramLocationTable>
```

Search

One example of a search is a user searching for the title of a series, e.g. "Foxes", that he is interested in. The result of the search is a list of matching titles and associated identifiers (CRIDs). To refine his search further, the user must examine other metadata that can be attached to the CRID. The user can refine his search further to identify the particular series he wants to acquire, e.g. "Foxes in the Wild". The search may then be refined even further, e.g. by specifying PPV or free-to-air or quality.

Another example is that a user likes the programme he is currently viewing and wants to see more programmes like this one. First the system must find the CRID of the current programme being viewed. If the programme is played from disk then the system should have stored the identity of the programme and associated metadata. If the programme is "live" then the system must be able to find the CRID of the programme on the current channel. Once the CRID has been found then the system must find the metadata associated with this CRID and interrogate it. In this example the programme is a member of a series. The user reads the description of the series and decides to record the whole series.

Other search mechanisms, based on the UserPreferences metadata are also possible. The search intention can for example be captured in the UserPreference DS.

In this example the user searches for "Fox". The PDR in this example examines the title and synopsis fields of the Group and Program Information table and outputs as a result of his search three descriptions, one of the group, and two of the episodes. Other implementations could also search other metadata elements like keywords or genre. The user selects episode 2 and reads the synopsis. For this example we assume that after viewing info about this episode the user wants to record the whole series.

Select

For our example we assume that the PDR will offer the user the option to record the whole series. At this point to get the whole series the PDR examines the MemberOf element in the ProgramInformation table and sees that the episode is part of a show called "Fox" with CRID "//hbc.com/foxes/all". With this CRID available it will try to locate the actual episodes in the next phase.

At this point the usage history metadata table in the PDR could be updated, showing that the user has made a selection. An example XML snippet is below:

```
<UserDescription>
  <UsageHistory id="usage-history-001" allowCollection="true">
    <mpeg7:UserIdentifier protected="true">
      <mpeg7:Name xml:lang="en">John Doe</mpeg7:Name>
    </mpeg7:UserIdentifier>
    <mpeg7:UserActionHistory id="useraction-history-001"
      protected="false">
      <mpeg7:ObservationPeriod>
        <mpeg7:TimePoint>2001-02-02T18:00-08:00</mpeg7:TimePoint>
        <mpeg7:Duration>PT96H</mpeg7:Duration>
      </mpeg7:ObservationPeriod>
      <mpeg7:ObservationPeriod>
        <mpeg7:TimePoint>2001-02-02T18:00-08:00</mpeg7:TimePoint>
        <mpeg7:Duration>PT6H</mpeg7:Duration>
      </mpeg7:ObservationPeriod>
    </mpeg7:UserActionList id="ua-list-001" numOfInstances="1"
```

```

totalDuration="PT2H30M">
  <mpeg7:ActionType href="urn:tva:metadata:cs:ActionTypeCS:2004:1.3">
    <mpeg7:Name>Record</mpeg7:Name>
  </mpeg7:ActionType>
  <mpeg7:UserAction>
    <mpeg7:ActionTime>
      <mpeg7:MediaTime>
        <mpeg7:MediaTimePoint>2001-02-02T19:00:00</mpeg7:MediaTimePoint>
        <mpeg7:MediaDuration>PT1H</mpeg7:MediaDuration>
      </mpeg7:MediaTime>
    </mpeg7:ActionTime>
    <mpeg7:ProgramIdentifier organization="TVAF"
      type="CRID">crid://hbc.com/foxes/all</mpeg7:ProgramIdentifier>
    </mpeg7:UserAction>
  </mpeg7:UserActionList>
</mpeg7:UserActionHistory>
</UsageHistory>
</UserDescription>

```

This usage history could also be used by the PDR to fill the user preference metadata tables. A more extensive example of usage history can be found in annex A.

As far as the user is concerned, the system will now autonomously make the content available at some point in the future.

Locate

Once the particular series has been chosen the series must be "resolved" to its constituent episodes. Given the CRID for the series the location resolution functional unit will return a list of CRIDs that refer to each episode. This relies on the fact that the location resolution data is made available to the box.

The resolution process continues until each of the episodes is then resolved to locations (channel/time/duration in the broadcast case). For each episode there may be several locations, e.g. repeats. These locations contain the same content as far as the service provider is concerned.

For our example, the show "Fox" has the following resolution tables associated with it:

```

<ContentReferencingTable>
  <!-- CRID resolution to other CRIDs -->
  <Result CRID="crid://hbc.com/foxes/all"
    status="resolved" complete="true" acquire="all">
    <CRIDResult>
      <Crid>crid://hbc.com/foxes/episode1</Crid>
      <Crid>crid://hbc.com/foxes/episode2</Crid>
    </CRIDResult>
  </Result>
  <!-- CRID resolution to locators -->
  <Result CRID="crid://hbc.com/foxes/episode1" status="resolved"
    complete="true" acquire="all">
    <LocationsResult>
      <Locator>dvb://1.4ee2.3f4;4f5~@2001-04-05T21:00:00.00+01:00/PT00H45M
    </Locator>
    </LocationsResult>
  </Result>
  <Result CRID="crid://hbc.com/foxes/episode2"
    status="cannot yet resolve" complete="true"
    acquire="all" reresolveDate="2001-09-09T12:00:00.00+01:00">
  </Result>
</ContentReferencingTable>

```

In the XML instance it can be seen that the Group CRID has two CRIDs associated with it, those of episode 1 and 2 of "Fox". In the example a DVB locator is used for episode one, the PDR already knows when and where this episode can be found. Episode two is somewhere in the future at an unknown time, so if the PDR tries to resolve that it will know to try again after the 9th of September 2001.

Note that the syntax of the locator is not specified here. For purposes of illustration, a locator has been dreamt up by appending an existing DVB locator with an "~" and a string to express time and duration according to ISO 8601 [16].

Acquire

The local storage management function will use any alternative locators to resolve recording conflicts. The chosen locator will then be used to tune to the specified channel at the specified time and record for the specified duration. To ensure that the content is recorded the system must monitor for changes in the location of the content. For example, the programme may be moved to a different channel. This may involve re-resolution of the CRID.

In addition, to accurately record the desired content it may be necessary to take advantage of lower-level system features such as Programme Delivery Control (PDC) or DVB event IDs. An example would be where the showing of a programme is delayed - if the original time and duration are followed the end of the programme will not be recorded.

Verification that actually the programme that was asked for has been recorded is not currently supported in *TV-Anytime*.

View

Once the episodes of the series have been acquired they are made available for viewing. As the viewer may want to view the associated metadata at the time of playback, the system should store the associated metadata at the time of selection or capture. If the metadata changes between selection and playback, it may be necessary to use version or timestamp information to present useful information to the user. For example, if one episode of a series advertised a particular guest actor as appearing, but did not take part, this may affect whether the user may wish to view the programme.

To allow users to know what they actually have recorded on their PDR, at least a minimal set of metadata needs to be kept with the content. In our example that could be ProgramInformation tables, allowing the user to see title and synopsis of programmes he recorded.

Finish

This may involve a user preference system storing information about the viewing of this series or episode. This information could then be used by an agent to determine the preferences of the user. An extensive example of usage history can be found in annex A.

Figure 11 gives a graphic representation of this process.

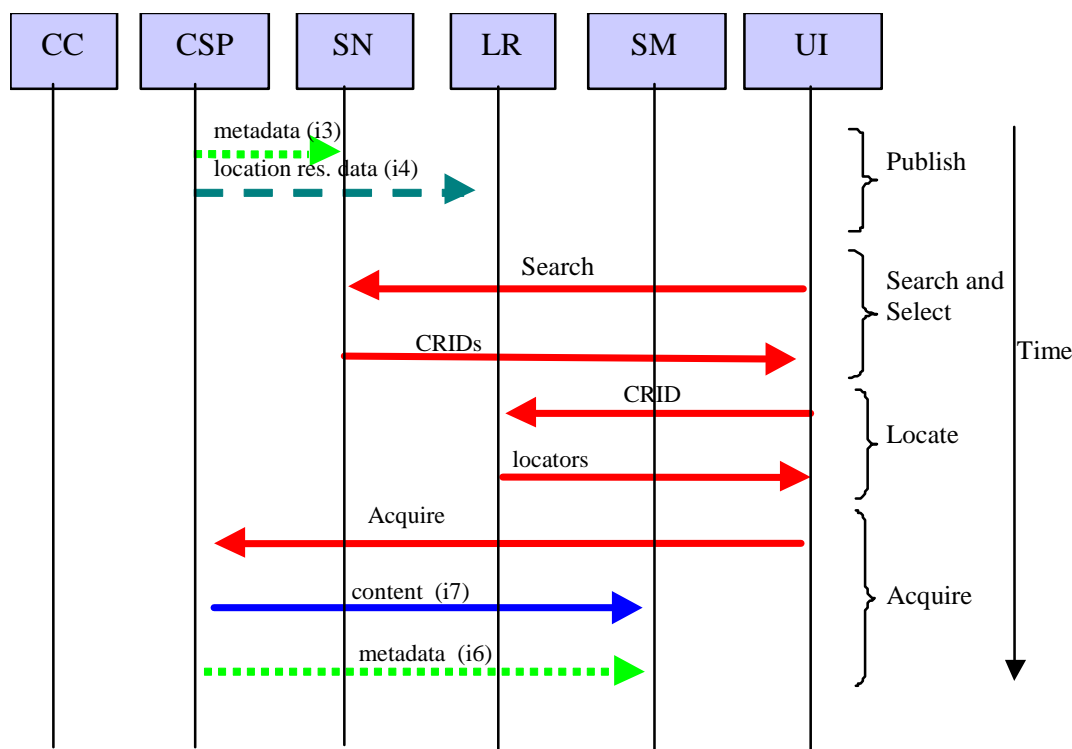


Figure 11: Dynamic behaviour of *TV-Anytime* system example

7.3 Phase 1 example: Record highlights from a football match via an EPG

There are two ways to achieve this functionality. If the original match and the highlights are separate pieces of content identified by different CRIDs, the highlights can be captured by using the appropriate CRID. The alternative, described below, uses segmentation metadata.

Publish

A content service provider will publish a CRID that represents the football programme. The same or different service provider will publish content metadata that describes this programme. The same or different service provider will publish segmentation metadata that describes the highlights of this programme. The same or different service provider will publish location resolution data that describes where and when this programme may be acquired. The programme may be available from multiple content service providers.

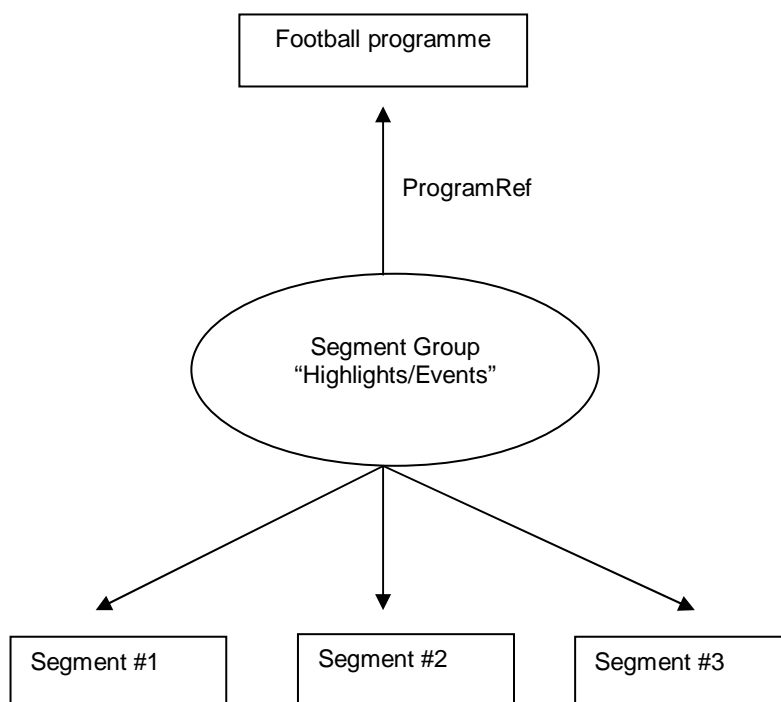


Figure 12: Highlight segmentation

The following XML snippet shows a minimal way to describe the program information and program location metadata for the football programme.

```

<ProgramDescription>
  <ProgramInformationTable>
    <ProgramInformation programId="crid://sport.com/football/match10">
      <BasicDescription>
        <Title type="main">Ireland Vs Saudi Arabia</Title>
        <Synopsis length="short">
          Ireland qualifies for the second round of the world cup
        </Synopsis>
      </BasicDescription>
    </ProgramInformation>
  </ProgramInformationTable>
  <ProgramLocationTable>
    <BroadcastEvent serviceIDRef="hbc10022311">
      <Program crid="crid://sport.com/football/match10" />
      <ProgramURL>dvb://1.4ee2.3f4</ProgramURL>
      <PublishedStartTime>2002-06-05T18:00:00.00+01:00Z</PublishedStartTime>
      <PublishedDuration>PT6H</PublishedDuration>
    </BroadcastEvent>
  </ProgramLocationTable>
</ProgramDescription>
  
```

The segmentation metadata may be broadcast separately from the programme and it is associated programme information/programme location metadata. Segment metadata is "overlaid" on the original content. This means that the original content is published and various different segmentation schemes can be applied to it, for example, highlights with different durations. The following XML shows the segmentation metadata for the highlights.

The segment group is of type "Highlights/Events". It references the CRID of the football programme and contains references to three segments. The three highlight segments and the segment group are described as follows:

```

<ProgramDescription>
<SegmentInformationTable>
  <SegmentList>
    <SegmentInformation segmentId="S27A67758-E714-4a4e-B994-
      3B650A443699">
      <ProgramRef crid="crid://sport.com/football/match10"/>
      <Description>
        <Title xml:lang="en">Highlight 1</Title>
        <Synopsis xml:lang="en">The first goal</Synopsis>
      </Description>
      <SegmentLocator>
        <MediaRelIncrTimePoint
          mediaTimeUnit="PT1N25F">10291
        </MediaRelIncrTimePoint>
        < MediaIncrDuration
          mediaTimeUnit="PT1N25F">15470
        </MediaIncrDuration>
      </SegmentLocator>
    </SegmentInformation>
    <SegmentInformation segmentId="S046C7C0F-BF83-4b4d-969E-
      204E8E82CF7C">
      <ProgramRef crid="crid://sport.com/football/match10"/>
      <Description>
        <Title xml:lang="en">Highlight 2</Title>
        <Synopsis xml:lang="en">The second goal</Synopsis>
      </Description>
      <SegmentLocator>
        <MediaRelIncrTimePoint mediaTimeUnit="PT1N25F">
          22291
        </MediaRelIncrTimePoint>
        < MediaIncrDuration mediaTimeUnit="PT1N25F">
          26470
        </ MediaIncrDuration>
      </SegmentLocator>
    </SegmentInformation>
    <SegmentInformation segmentId="S5117353A-F598-4del-968E-
      8C3D134C7642">
      <ProgramRef crid="crid://sport.com/football/match10"/>
      <Description>
        <Title xml:lang="en">Highlight 3</Title>
        <Synopsis xml:lang="en">The third goal</Synopsis>
      </Description>
      <SegmentLocator>
        <MediaRelIncrTimePoint mediaTimeUnit="PT1N25F">
          39291
        </MediaRelIncrTimePoint>
        <MediaIncrDuration mediaTimeUnit="PT1N25F">
          55470
        </MediaIncrDuration>
      </SegmentLocator>
  </SegmentList>
</SegmentInformationTable>
</ProgramDescription>

```

```

</SegmentInformation>
</SegmentList>
<SegmentGroupList>
  <SegmentGroupInformation groupId="G92F0C707-2ECB-403a-88FC-
    89EEF7961034">
    <ProgramRef crid="crid://sport.com/football/match10"/>
    <GroupType xsi:type="SegmentGroupTypeType"
      value="highlights/events"/>
    <Description>
      <Title xml:lang="en">Match Highlights</Title>
      <Synopsis xml:lang="en">Goals from the match</Synopsis>
    </Description>
    <Segments refList="S27A67758-E714-4a4e-B994-3B650A443699
      S046C7C0F-BF83-4b4d-969E-204E8E82CF7C
      S5117353A-F598-4de1-968E-8C3D134C7642"/>
  </SegmentGroupInformation>
</SegmentGroupList>
</SegmentInformationTable>
</ProgramDescription>

```

Search

The PDR will use the information from the ProgramInformation and ProgramLocation tables to render an EPG. The ProgramLocation table is used by the PDR to know the expected time and channel where the programmes will be shown, and the ProgramInformation table is used to provide the location-independent information about each programme (such as title and synopsis).

The user can then navigate around this EPG to find content that they wish to acquire.

Select

For our example we assume that the PDR will offer the user the option to view either the original football programme or the highlights of that programme via the EPG. The user wishes to watch the highlights and selects this option from the EPG.

```

EPG for channel XX
...
6pm - 8pm Football: Ireland Vs Saudi Arabia | Highlights |
...

```

As discussed in the View section the fact that the user has selected the highlights does not affect the actual content acquired. It simply indicates that the highlights segment metadata should also be acquired at some time and applied to the content when it is viewed.

At this point the usage history metadata table in the PDR could be updated, showing that the user has made a selection. An example XML snippet is shown in the first cookbook scenario.

This usage history could also be used by the PDR to fill the user preference metadata tables. As far as the user is concerned, the system will now autonomously make the content available at some point in the future.

Locate

Once the particular football programme has been chosen the programme CRID must be "resolved" to a unique locator (channel/time/duration in the broadcast case). This relies on the fact that the location resolution data is made available to the PDR. For this football programme there may be several locations, e.g. repeats. These locations contain the same content as far as the service provider is concerned.

For our example, the football programme has the following simple resolution tables associated with it:

```

<ContentReferencingTable>
  <!-- CRID resolution to locators -->
  <Result CRID="crid://sport.com/football/match10"
    status="resolved" complete="true" acquire="all">
    <LocationsResult>
      <Locator>dvb://1.4ee2.3f4;4f5~2001-04-05T21:00:00.00+01:00/PT00H45M
    </Locator>
    </LocationsResult>
  </Result>
</ContentReferencingTable>

```

In the XML instance it can be seen that the football programme has only one locator associated with its CRID. In the example a DVB locator is used. The PDR already knows when and where this episode can be found. Note that the syntax of the locator is not specified here. For purposes of illustration, a locator has been created by appending an existing DVB locator with an "~" and a string to express time and duration according to ISO 8601 [16].

Acquire

The locator will be used to tune to the specified channel at the specified time and record for the specified duration. To ensure that the content is recorded the system must monitor for changes in the location of the content. For example, the programme may be moved to a different channel. This may involve re-resolution of the CRID.

The segmentation metadata may be acquired at the same time as the content or it may be intermittently broadcast from the carousel and acquisition may occur at a later time.

There is also the possibility that the segmentation metadata could be updated over time. If the metadata changes between selection and playback it may be necessary to use version or timestamp information to present useful information to the user. For example, the highlights may be changed if one of the players in the match is later named as the best player of the tournament.

View

Once the football programme has been acquired they are made available for viewing. The user has captured the original football programme plus the segment metadata that applies to that programme. As the user chose the view the highlights from the EPG this is the version that should be displayed when the user views the programme. Of course as the original content has been captured an option can be provided to view the full programme as well.

How this preference (full content/highlights) is stored on the box is an implementation issue. It may be as simple as a flag attached to the content indicating whether the associated segment metadata is to be utilized.

As the user has selected the highlights, the following events occur when the programme is viewed:

- The `SegmentGroupInformation` is processed by the PDR. There are three segments associated with the CRID `crid: //sport.com/football/match10`.
- Each individual `SegmentInformation` is processed and the `segmentLocator` is used to index a particular segment of the referenced CRID.
- The segments are played. The PDR will play the highlights in a continuous ordered manner. Interstitial content such as title screens/advertising shall be part of the original programmes and identified as highlights/events.

To allow users to know what they actually have recorded on their PDR, at least a minimal set of metadata needs to be kept with the content. In our example this metadata could be the `ProgramInformation` tables, allowing the user to see the title and synopsis of programmes that have been recorded.

Finish

This may involve a user preference system storing information about the viewing of this programme. An agent to determine the preferences of the user could then use this information. For example from this and other recordings it may be obvious that the user always views the highlights of sporting events and never the entire content.

7.4 Phase 1 example: Select a particular showing of a programme from an EPG (in the broadcast case)

Publish

A content service provider will publish CRIDs for each programme in its schedule. They will also publish programme description and programme location metadata for these programmes. The same or different service provider will publish location resolution data that describes where and when the programmes from the schedule may be acquired.

The included XML snippets show an almost minimal way to describe this schedule. Two metadata tables are needed to describe the schedule. The ProgramInformation table contains information for each of the different programmes. The ProgramLocation table contains the time and channel information necessary to render an EPG. The link between the time and channel information for a programme and its location-independent description is made by the CRID. It is worth noting that the ProgramLocation table is *NOT* there to signal to the PDR where and when a particular programme really can be found: that is the job of content referencing and location resolution mechanism.

```

<ProgramDescription>
  <ProgramInformationTable>
    <ProgramInformation programId="crid://hbc.com/foxes/episode1">
      <BasicDescription>
        <Title type="main">
          The one where Fox jumps in the Potomac
        </Title>
        <Synopsis length="short">
          Fox goes to Washington and jumps in the Potomac
        </Synopsis>
      </BasicDescription>
    </ProgramInformation>
    <ProgramInformation programId="crid://hbc.com/news/six">
      <BasicDescription>
        <Title type="main">
          The HBC 6 o'Clock News
        </Title>
        <Synopsis length="short">
          The latest news and sports from around the world
        </Synopsis>
      </BasicDescription>
    </ProgramInformation>
    <ProgramInformation programId="crid://hbc.com/bear/woods">
      <BasicDescription>
        <Title type="main">
          The Bear Show in the Woods
        </Title>
        <Synopsis length="short">
          Bear sings a medley of songs from One Hundred Tree Wood
        </Synopsis>
      </BasicDescription>
    </ProgramInformation>
  </ProgramInformationTable>
  <ProgramLocationTable>
    <BroadcastEvent serviceIDRef="hbc100022311">
      <Program crid="crid://hbc.com/news/six"/>
      <ProgramURL>dvb://1.4ee2.3f4/</ProgramURL>
      <PublishedStartTime>2002-06-05T18:00:00.00+01:00</PublishedStartTime>
      <PublishedDuration>PT30H</PublishedDuration>
    </BroadcastEvent>
    <BroadcastEvent serviceIDRef="hbc100022311">
      <Program crid="crid://hbc.com/foxes/episode1"/>
      <ProgramURL>dvb://1.4ee2.3f4/</ProgramURL>
      <InstanceMetadataId>imi:fell</InstanceMetadataId>
      <PublishedStartTime>2002-06-05T18:30:00.00+01:00</PublishedStartTime>
      <PublishedDuration>PT30H</PublishedDuration>
    </BroadcastEvent>
    <BroadcastEvent serviceIDRef="hbc100022311">
      <Program crid="crid://hbc.com/bear/woods"/>
      <ProgramURL>dvb://1.4ee2.3f4/</ProgramURL>
      <PublishedStartTime>2002-06-05T19:00:00.00+01:00</PublishedStartTime>
      <PublishedDuration>PT60H</PublishedDuration>
    </BroadcastEvent>
  </ProgramLocationTable>
</ProgramDescription>

```

Insert instance metadata in the ProgramLocationTable to specify why the user might select that particular instance of the programme (e.g. edited for language).

Search

The PDR will use the information from the ProgramInformation and ProgramLocation tables to render an EPG. The ProgramLocation table is used by the PDR to know the expected time and channel where the programmes will be shown, and the ProgramInformation table is used to provide the location-independent information about each programme (such as title and synopsis).

The user can then navigate around this EPG to find content that they wish to acquire.

Select

Once the user has found something they wish to acquire, they have the choice of acquiring any instance of the programme, or the specific instance they chose from the EPG.

If the user selects "any instance" of the programme, the PDR uses the CRID from the Programme element of the BroadcastEvent table to start its acquisition process.

If the user selects the "this specific instance" of the programme, the PDR uses the CRID from the Programme element and the Instance Metadata Identifier from the InstanceMetadataId element.

In the following example, we assume that the user has selected episode one of foxes (CRID "crid://hbc.com/foxes/episode1") and that they want this specific instance (Instance Metadata Identifier "imi:fe1_1") rather than any other showing.

Locate

Given the CRID for the chosen programme, the location resolution functional unit will return a list of CRIDs that refer to showings of this programme. This relies on the fact that the location resolution data is made available to the box.

In the XML instance it can be seen that the CRID has two locators associated with it, those of the first showing and its repeat.

Note that the syntax of the locator is not specified here. For purposes of illustration, a locator has been created by appending an existing DVB locator with an "~" and a string to express time and duration according to ISO 8601 [16].

Acquire

The local storage management function could use any alternative locators to resolve recording conflicts when the user has not selected a preference for a specific instance. The chosen locator will then be used to tune to the specified channel at the specified time and record for the specified duration. When the user has selected a specific instance, the PDR will use the Instance Metadata Identifier to decide which locator to use for acquisition.

Looking at the chosen example, the PDR would use the first locator in the content referencing result, because it has an Instance Metadata Identifier of "imi:fe1_1".

To ensure that the content is recorded the system must monitor for changes in the location of the content. For example, the programme may be moved to a different channel. This may involve re-resolution of the CRID.

An interesting scenario to demonstrate is how a PDR can cope with changes in scheduling. Using the previous example, here is the content referencing result after a schedule change for the chosen episode of "Foxes".

```
<ContentReferencingTable>
<Result CRID="crid://hbc.com/foxes/episode1" status="resolved"
  complete="true" acquire="any">
  <LocationsResult>
    <Locator instanceMetadataId="imi:fe11">
      dvb://1.4ee2.3f4;4f5-20020605T182100Z--PT00H29M
    </Locator>
    <Locator instanceMetadataId="imi:fe12">
      dvb://1.4ee2.3f4;4f5-20020608T213000Z--PT00H29M
    </Locator>
  </LocationsResult>
</Result>
</ContentReferencingTable>
```

In the above example, the first showing of episode one is delayed by twenty minutes. The PDR can still acquire the first showing because it can decide which locator to use by using the Instance Metadata Identifier "imi:fe1_1".

The acquisition function of the PDR will need to use both the CRID ("crid://hbc.com/foxes/episode1") and the Instance Metadata Identifier ("imi:fe1_1") to perform successful acquisition. This is because Instance Metadata Identifiers are only unique within the scope of one CRID, so for example the "imi:fe1_1" Instance Metadata Identifier might also be used with another CRID.

View

Once the chosen episode has been acquired it is made available for viewing. As the viewer may want to view the associated metadata at the time of playback, the system should store the associated metadata at the time of selection or capture. If the metadata changes between selection and playback, it may be necessary to use version or timestamp information to present useful information to the user.

To allow users to know what they actually have recorded on their PDR, at least a minimal set of metadata needs to be kept with the content. In our example that could be the ProgramInformation tables, allowing the user to see title and synopsis of programmes that have been recorded.

Finish

This may involve a user preference system storing information about the viewing of this series or episode. This information could then be used by an agent to determine the preferences of the user. An extensive example of usage history can be found in annex A.

7.5 Phase 1 example: Allow the user to select content from an on-demand content offer with associated pricing information, or seek lowest cost offer

Publish

A service provider will publish an on-demand content offer with associated pricing information. The offer is available via a broadcast channel (offer is pushed) or via an Internet server (offer is pulled).

For 500 Yen, this content can be played 5 times during 1 month as soon as content has been acquired. The commercial offer is valid during two month starting June, 1, 2005. Content is available for one month starting July, 1, 2005.

For 200 Yen, this content can be played only once.

The ImmediateViewing flag being set to "true", this content is subject to rights managements restrictions (see RMP).

```
<TVAMain xml:lang="ja" xmlns="urn:tva:metadata:2007" xmlns:mpeg7="urn:mpeg:mpeg7:schema:2005"
xmlns:xsi="http://www.w3.org/2001/XMLSchema-instance" xsi:schemaLocation="urn:tva:metadata:2007
schemas/tva_metadata_3-1_v141.xsd">
  <ProgramDescription>
    <ProgramInformationTable>
      <ProgramInformation programId="crid://www.intergalactic.com/foxes">
        <BasicDescription>
          <Title type="main">Foxes - The Movie</Title>
          <Synopsis>Action-packed debut movie in which the Fox is elected governor of
the State of California.</Synopsis>
          <Keyword>Fox</Keyword>
          <Genre href="urn:tva:metadata:cs:FormatCS:2007:3.5.7.3" type="main"/>
        </BasicDescription>
      </ProgramInformation>
    </ProgramInformationTable>
    <ProgramLocationTable>
      <OnDemandProgram>
        <Program crid="crid://www.intergalactic.com/foxes"/>
          <InstanceDescription>
            <Title type="main">Foxes - The Movie</Title>
            <PurchaseList>
              <PurchaseItem start="2005-06-01T00:00:00" end="2005-07-31T00:00:00">
                <Price currency="JPY">500</Price>
                <Purchase>
                  <PurchaseType
href="urn:tva:metadata:cs:PurchaseTypeCS:2004:playForPeriod"/>
                  <QuantityUnit href="urn:tva:metadata:cs:UnitTypeCS:2004:month"/>
                  <QuantityRange max="1"/>
                </Purchase>
                <Purchase>
                  <PurchaseType
href="urn:tva:metadata:cs:PurchaseTypeCS:2004:playCounts"/>
                  <QuantityUnit href="urn:tva:metadata:cs:UnitTypeCS:2004:plays"/>
                  <QuantityRange max="5"/>
                </Purchase>
              </PurchaseList>
            </InstanceDescription>
          </OnDemandProgram>
        </ProgramLocationTable>
      </ProgramDescription>
    </TVAMain>
```

```

        <PricingServerURL>http://foxes.ondemand.com/prices/</PricingServerURL>
    </PurchaseItem>
</PurchaseList>
</InstanceDescription>
<PublishedDuration>P145M</PublishedDuration>
<StartOfAvailability>2005-07-01T19:00:00.00+01:00</StartOfAvailability>
<EndOfAvailability>2005-07-31T19:00:00.00+01:00</EndOfAvailability>
<ImmediateViewing value="true"/>
</OnDemandProgram>
<OnDemandProgram>
    <Program crid="crid://www.intergalactic.com/foxes"/>
    <InstanceDescription>
        <Title type="main">Foxes - The Movie</Title>
        <PurchaseList>
            <PurchaseItem start="2005-06-01T00:00:00" end="2005-07-31T00:00:00">
                <Price currency="JPY">200</Price>
                <Purchase>
                    <PurchaseType
                        href="urn:tva:metadata:cs:PurchaseTypeCS:2004:playCounts"/>
                    <QuantityUnit href="urn:tva:metadata:cs:UnitTypeCS:2004:plays"/>
                    <QuantityRange max="1"/>
                </Purchase>
                <PricingServerURL>http://foxes.ondemand.com/prices/</PricingServerURL>
            </PurchaseItem>
        </PurchaseList>
    </InstanceDescription>
    <PublishedDuration>P145M</PublishedDuration>
    <StartOfAvailability>2005-07-01T19:00:00.00+01:00</StartOfAvailability>
    <EndOfAvailability>2005-07-31T19:00:00.00+01:00</EndOfAvailability>
    <ImmediateViewing value="true"/>
</OnDemandProgram>
</ProgramLocationTable>
</ProgramDescription>
</TVAMain>

```

Search

If a user is looking all the offers under a given price ceiling for a particular movie (e.g. 1 000 Yens), he will either look at the prices proposed through the pushed offer, or retrieve additional information from the web server. The information will be returned as shown above. The user can then select the offer of his choice.

Locate, Acquire, View, Finish

According to the *TV-Anytime* processes.

7.6 Phase 1 example: Notify the user of something interesting based on their profile

Publish

A content service provider will publish a CRID that represents a programme. The same or different service provider will publish metadata that describes this programme. The same or different service provider will publish location resolution data that describes where and when the programme may be viewed.

In this example we will use a soccer game "World cup, Japan and Russia" which starts 4:30am EST June 14, 2002. The PDA is aware that the user has a preference for this type of content because of his profile that is stored on the PDR.

```

<ProgramDescription>
  <ProgramInformationTable>
    <ProgramInformation programId="crid://foo.com/soccer/worldcup/japan-russia">
      <BasicDescription>
        <Title type="main">
          2002 FIFA World cup soccer game
        </Title>
        <Synopsis length="short">
          World cup soccer game, Japan versus Russia
        </Synopsis>
        <Keyword>World Cup</Keyword>
        <Keyword>soccer</Keyword>
        <Keyword>football</Keyword>
      </BasicDescription>
    </ProgramInformation>
  </ProgramInformationTable>
</ProgramDescription>

```

```

<Keyword>Japan</Keyword>
<Genre href="urn:tva:metadata:cs:FormatCS:2007:3.2.3.12"
type="main"/>
<Genre href="urn:tva:metadata:cs:FormatCS:2007:3.2.3"
type="secondary"/>
</BasicDescription>
<MemberOf xsi:type="MemberOfType" crid="crid://foo.com/soccer/worldcup"/>
</ProgramInformation>
</ProgramInformationTable>
</ProgramDescription>

```

InstanceMetadata can be used to allow a PDR to build an EPG or to inform the user of the approximate schedule of an airing. The BroadcastEvent table in the instance metadata is used for that purpose. It is *NOT* there to signal to the PDR where and when a particular programme really can be found: that is the job of content referencing and location resolution mechanism. As stated before, the metadata is used mainly for attraction purposes. An example XML snippet of a BroadcastEvent table is given below:

```

<ProgramLocationTable>
  <BroadcastEvent serviceIDRef="hbc100022311">
    <Program crid="crid://foo.com/soccer/worldcup/japan-russia"/>
    <ProgramURL>dvb://1.4ee2.3f5</ProgramURL>
    <PublishedStartTime>2001-04-05T21:00:00.00+01:00</PublishedStartTime>
    <PublishedDuration>PT30H</PublishedDuration>
    <Live value="false"/>
    <Repeat value="false"/>
    <FirstShowing value="false"/>
    <LastShowing value="false"/>
    <Free value="false"/>
  </BroadcastEvent>
</ProgramLocationTable>

```

Search

The FilteringAndSearchPreferences of the user's profile will be used by the PDR to filter and search for relevant programmes automatically. Every time the PDR gets a newer version of an EPG, or at other specified times, the PDR searches for programmes that matches the user's preferences. According to the results of this profile match, the PDR may issue a notification to the user. This notification may be issued via email, screen indication, or some other method that was selected by the user. The notification may include both programme and instance information. With this notification, the PDR may urge the user to perform some relevant action in the next phase.

```

<UserDescription>
  <UserPreferences>
    <mpeg7:UserIdentifier protected="true">
      <mpeg7:Name xml:lang="en">Jay</mpeg7:Name>
    </mpeg7:UserIdentifier>
    <mpeg7:FilteringAndSearchPreferences>
      <mpeg7:ClassificationPreferences preferenceValue="12">
        <mpeg7:Language>en</mpeg7:Language>
        <mpeg7:Genre href="urn:tva:metadata:cs:FormatCS:2007:3.2.3.12"/>
        <mpeg7:Subject>Japan</mpeg7:Subject>
      </mpeg7:ClassificationPreferences>
    </mpeg7:FilteringAndSearchPreferences>
  </UserPreferences>
</UserDescription>

```

Locate, Acquire, View, Finish

Not relevant for this scenario.

7.7 Phase 1 example: Personal Channel Service at my PDR

A viewer wants to set his/her week's watching schedule, after electronic guide information from many service providers has been stored at PDR. However he/she does not want to navigate all the programme information at programme guide application for setting watching schedule.

Also, the viewer wants PDR to generate the viewer's own schedule customized to his/her various preference or lifestyle. This generating procedure can be done at PDR automatically based on the viewer's usage history and user preference information.

Then the generated personal channel and its programme information provides following guide at programme guide application: at Monday 8:00 P.M. to 9:00 P.M. News Channel news, and at 9:00 to 10:00 P.M. special action movie from HBO, etc. Surely, this re-arranged programme schedule combined from many broadcasting providers builds into one personal channel.

The personal channel at PDR provides above rescheduled programmes by a user's preference at the user's preferred date on the personal channel.

For this personal channel at PDR, the following operations must be done by a user's PDR in sequence order.

- A user's usage history is stored.
- The user's preference for date (day and time), genre per date, and programme title is extracted by analyzing the user's usage history.
- A new channel for the user is generated.
- Programmes are determined to be broadcast on the personal channel at the user's preferred date by the user's preference information.
- A new personalized InstanceDescriptionMetadata is generated for informing the user that a new programme instance is included in the personal channel.

When this personal channel service is compared with an existent preference-based-EPG service, the object of personal channel service is to provide a new channel that broadcasts newly scheduled programmes according to user's preference, but the object of preference-based-EPG service is to make user find easily his/her preferred programmes among the enormous programmes on the EPG.

That is, the personal channel service relocates programmes by a user's title and date preference and provides the programmes only on the personal channel, but the preference-based-EPG service just differently represents the programme lists of all channels according to the degree of user preference.

For a general understanding about the personal channel service, figure 13 shows a conceptual drawing of personal channel service. A common service provider generates and provides instance description metadata to PDRs. Then a PDR uses this instance description metadata to render the EPG for informing a user of the schedule of usually broadcast programmes. In addition to the usage, in the personal channel service, personal channel controller in the PDR uses the instance description metadata for choosing user preferred programmes for personal channel, and then stores new instances of the selected programmes in the personalized instance description metadata.

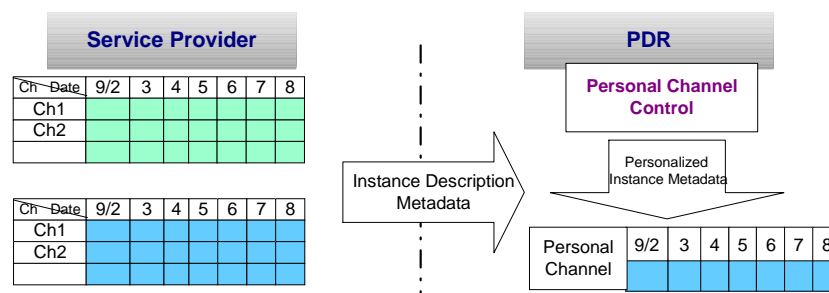


Figure 13: Conceptual drawing of Personal Channel

In detail, inter-operations between a service provider and a user for the personal channel service are shown in figure 12. As explained above, a service provider offers CRID, location resolution data and metadata such as ContentDescriptionMetadata (including ProgramInformation, GroupInformation), InstanceDescriptionMetadata (including ProgramLocation, ServiceInformation). A user's PDR simply can render EPG using the metadata, and then the user can choose and watch a programme when the programme has been already scheduled by the service provider. But in the personal channel service, the personal channel controller in the PDR relocates programmes according to user preference on the personal channel. And then the new schedule of programmes for the personal channel is informed to users by including new instances in the personalized instance metadata.

In the following, we explain how the personal channel service may work using the content referencing specification (S-4) and Metadata specification (S-3). We follow all the processes identified in a *TV-Anytime* System, e.g. Publish, Search, Select, Locate, Acquire, View, and Finish. In the personal channel service, a new process, PDRs Search and Select, is included after the Publish process because the PDR rearranges programmes provided by service providers and recreate Instance Description Metadata locally for the virtual channel.

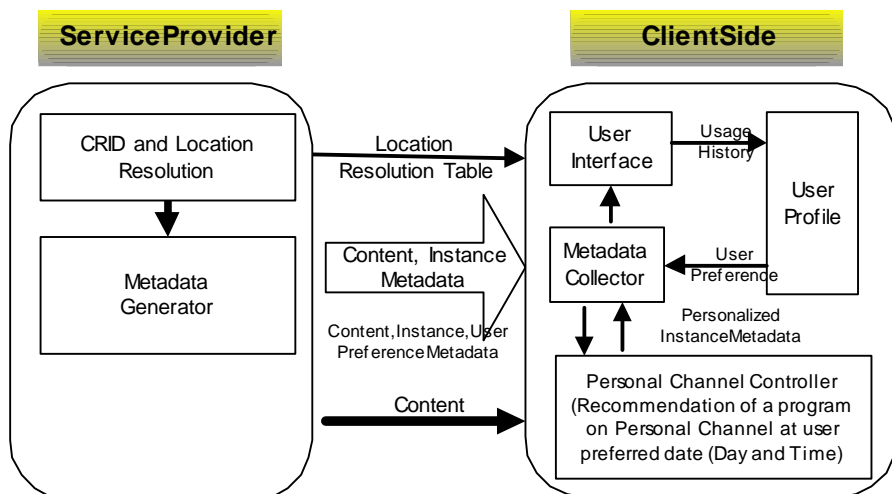


Figure 14: Interaction between Service Provider and Client

Publish

A content service provider will publish a CRID that represents a programme, the same or different service provider will publish location resolution data that describes where and when the programme may be viewed, and the same or different service provider will publish programme description metadata and programme instance metadata.

For the personal channel service, ContentDescriptionMetadata (including ProgramInformation, GroupInformation) and InstanceDescriptionMetadata (including ProgramLocation, ServiceInformation) must be offered by the service provider, and UserPreference metadata must be provided by the PDR, because personal channel controller in the PDR chooses programmes which will be broadcast on personal channel by programme description metadata including programme group information, programme instance metadata, and user preference data.

Of the three kinds of metadata, the first metadata, ContentDescriptionMetadata (including ProgramInformation, GroupInformation) is general information about a piece of content that does not change regardless of how the content is published or broadcast.

The following XML snippets show GroupInformation element of a Korean Drama, "Sangdo" which has several episodes, and a few ProgramInformation elements that contain information for each episode of the group, "Sangdo".

```
<ProgramDescription>
  <ProgramInformationTable>
    <ProgramInformation programId="crid://imbc.com/sangdo/episode17">
      <BasicDescription>
        <Title> Sangdo_17 </Title>
        <Synopsis> The one where Sangdo is embarrassed with the rumour</Synopsis>
        <Genre href = "urn:tva:metadata:cs:FormatCS:2007:3.4.2.1" type="main"/>
      </BasicDescription>
    </ProgramInformation>
    <ProgramInformation programId="crid://imbc.com/sangdo/episode18">
      <BasicDescription>
        <Title> Sangdo_18 </Title>
        <Synopsis> The one where Sangdo sold his clothes cheaply </Synopsis>
        <Genre href = "urn:tva:metadata:cs:FormatCS:2007:3.4.2.1" type="main"/>
      </BasicDescription>
    </ProgramInformation>
  </ProgramInformationTable>
  <GroupInformationTable>
    <GroupInformation groupId="crid://imbc.com/sangdo/several" ordered="true"
      numOfItems="2">
      <GroupType xsi:type="ProgramGroupTypeType" value="series"/>
      <BasicDescription>
        <Title>Sangdo</Title>
        <Synopsis>Several episodes of Sangdo</Synopsis>
        <Genre href = "urn:tva:metadata:cs:FormatCS:2007:3.4.2.1" type="main"/>
      </BasicDescription>
    </GroupInformation>
  </GroupInformationTable>
</ProgramDescription>
```

The second metadata, InstanceDescriptionMetadata is also offered by the service provider. InstanceDescriptionMetadata (including ProgramLocationTable) can be used to allow a PDR to build an EPG or to inform the user of the approximate schedule of an airing. The BroadcastEvent element in the instance description metadata is used for that purpose.

For the personal channel service, the InstanceDescriptionMetadata plays a great role in addition to the general EPG function. InstanceDescriptionMetadata is referred in PDR's selecting a programme for a personal channel according to the user preference and used in announcing newly included channel and programme instances to the user. That will be explained in more detail under PDR's Search and Select.

The followed XML snippet shows ProgramLocation table that holds information of each programme instance and ServiceInformation table that contains channel information such as service id, service name, owner, and so on.

```
<ProgramDescription>
  <ProgramLocationTable>
    <BroadcastEvent serviceIDRef="Ch1">
      <Program crid="crid://imbc.com/sangdo/episode17"/>
      <ProgramURL>dvb://1.4ee2.3f4</ProgramURL>
      <PublishedStartTime>2002-04-22T22:00:00</PublishedStartTime>
      <PublishedDuration>PT50M</PublishedDuration>
    </BroadcastEvent>
    <BroadcastEvent serviceIDRef="Ch1">
      <Program crid="crid://imbc.com/sangdo/episode18"/>
      <ProgramURL>dvb://1.4ee2.3f4</ProgramURL>
      <PublishedStartTime>2002-04-23T22:00:00</PublishedStartTime>
      <PublishedDuration>PT50M</PublishedDuration>
    </BroadcastEvent>
  </ProgramLocationTable>
  <ServiceInformationTable>
    <ServiceInformation serviceId="Ch1">
      <Name>MBC</Name>
      <Owner>MBC</Owner>
    </ServiceInformation>
  </ServiceInformationTable>
</ProgramDescription>
```

The third metadata, UserPreference metadata is automatically generated by User Profile in the PDR and it is an essential information to determine an airing date and programme on the personal channel. UserPreference metadata for the personal channel service uses minimal preference information such as title preference and genre preference per date.

The followed XML snippet shows FilteringAndSearchPreferences that specifies a user's filtering and/or searching preference for audio-visual content. These preferences are specified by creation-, classification-related properties of the content.

```
<UserDescription>
  <UserPreferences>
    <mpeg7:UserIdentifier>
      <mpeg7:Name xml:lang="en">etri</mpeg7:Name>
    </mpeg7:UserIdentifier>
    <mpeg7:FilteringAndSearchPreferences>
      <mpeg7:CreationPreferences>
        <mpeg7:Title preferenceValue="99">sangdo</mpeg7:Title>
      </mpeg7:CreationPreferences>
    </mpeg7:FilteringAndSearchPreferences>
    <mpeg7:FilteringAndSearchPreferences>
      <mpeg7:ClassificationPreferences>
        <mpeg7:Genre href = "urn:tva:metadata:cs:FormatCS:2007:3.4.2.1"
          preferenceValue="80"/>
      </mpeg7:ClassificationPreferences>
      <mpeg7:PreferenceCondition>
        <mpeg7:Time recurrence="weekly">
          <mpeg7:TimePoint>2002-04-23T11:00</mpeg7:TimePoint>
          <mpeg7:Duration>PT1H</mpeg7:Duration>
        </mpeg7:Time>
      </mpeg7:PreferenceCondition>
    </mpeg7:FilteringAndSearchPreferences>
  </UserPreferences>
</UserDescription>
```

PDR's Search and Select

After the three kinds of metadata are offered, personal channel controller in the PDR makes a new channel as personal channel with the exception of usual broadcast, cable, and satellite channels. Personal channel controller also selects programmes that are going to be broadcast on personal channel by user's preference data, programme description metadata, and programme instance metadata.

For this programme selection process, the following operations must be done by the Personal Channel Controller.

- First, a user's preferred date (day and time) is checked.
- Second, which genre is preferred at the date is checked.
- Third, a programme that is included in the preferred genre and has higher title preference is chosen as a new programme for personal channel.
- Fourth, the information about a newly included channel and its new instance is included in the InstanceDescriptionMetadata (ProgramLocation) to announce to the user.

At fourth step of above operations, a set of new service information and broadcast event information are generated and added into InstanceDescriptionMetadata.

Programmes on a personal channel make use of the same content referencing & location resolution mechanism as for regular broadcast or on-demand content. For each programme in a personal channel. the PDR generates a new locator pointing to the stored location of the programme and updates the local content referencing table and program location table.

The included XML snippet shows an original instance of the selected programme scheduled in the "MBC" channel and a newly included channel, that is "PERSONAL", and its new instance.

```
<ProgramDescription>
  <ProgramLocationTable>
    <BroadcastEvent serviceIDRef="Ch1">
      <Program crid="crid://imbc.com/sangdo/episode18"/>
      <ProgramURL>dvb://1.4ee2.3f4/</ProgramURL>
      <PublishedStartTime>2002-04-16T22:00:00.00</PublishedStartTime>
      <PublishedDuration>PT50M</PublishedDuration>
    </BroadcastEvent>
    <BroadcastEvent serviceIDRef="Ch2">
      <Program crid="crid://imbc.com/sangdo/episode18"/>
      <ProgramURL> My_PDR/personal/</ProgramURL>
      <PublishedStartTime>2002-04-20T11:00:00.00</PublishedStartTime>
      <PublishedDuration>PT50M</PublishedDuration>
    </BroadcastEvent>
  </ProgramLocationTable>
  <ServiceInformationTable>
    <ServiceInformation serviceId="Ch1">
      <Name>MBC</Name>
      <Owner>MBC</Owner>
    </ServiceInformation>
    <ServiceInformation serviceId="Ch2">
      <Name>PERSONAL</Name>
      <Owner>My_PDR</Owner>
    </ServiceInformation>
  </ServiceInformationTable>
</ProgramDescription>
```

User's Search

After the PDR's search and select process, PDR can use ProgramInformation metadata and newly generated ProgramLocation metadata to render an EPG on the User Interface in PDR. The EPG also represents the personal channel information like other channels.

Next to the EPG generation, the user can navigate around this EPG and consume audiovisual contents. This audiovisual content consumption history for a user is described in the UsageHistory as lists of the actions performed by the user over an observation period, which can subsequently be used by the User Profile in PDR to generate user preferences.

As the above general case, when a user surveys the programme information and group information of a specific programme, that affects the user's preference positively because this survey presents the user's interest in the programme. For this positive effect on the user's preference, a new UserAction item is included in the UsageHistory in the User Profile, and then the UsageHistory is used by the User Profile to fill the user preference metadata table which specially includes preference for programme title, date, and genre per date.

The followed XML snippet shows UsageHistory that contains UserAction item whose type is ViewGuide.

```
<UserDescription>
  <UsageHistory id="usage-history-001" allowCollection="true">
    <mpeg7:UserIdentifier protected="true">
      <mpeg7:Name xml:lang="en">etri</mpeg7:Name>
    </mpeg7:UserIdentifier>
    <mpeg7:UserActionHistory protected="false">
      <mpeg7:ObservationPeriod>
        <mpeg7:TimePoint>2002-04-18T10:00</mpeg7:TimePoint>
        <mpeg7:Duration>PT3H</mpeg7:Duration>
      </mpeg7:ObservationPeriod>
      <mpeg7:UserActionList id="ua-list-001" numOfInstances="1" totalDuration="PT20M">
        <mpeg7:ActionType href="urn:mpeg:mpeg7:cs:ActionTypeCS:2004:3.4">
          <mpeg7:Name>ViewGuide</mpeg7:Name>
        </mpeg7:ActionType>
        <mpeg7:UserAction>
          <mpeg7:ActionTime>
            <mpeg7:MediaTime>
              <mpeg7:MediaTimePoint>2002-04-18T10:05:00</mpeg7:MediaTimePoint>
              <mpeg7:MediaDuration>PT00H20M</mpeg7:MediaDuration>
            </mpeg7:MediaTime>
          </mpeg7:ActionTime>
          <mpeg7:ProgramIdentifier organization="TVAF"
            type="CRID">crid://imbc.com/sangdo/several </mpeg7:ProgramIdentifier>
        </mpeg7:UserAction>
      </mpeg7:UserActionList>
    </mpeg7:UserActionHistory>
  </UsageHistory>
</UserDescription>
```

```

    </mpeg7:UserActionHistory>
  </UsageHistory>
</UserDescription>

```

In the User's Search process, the user is more willing to choose an instance for the personal channel, because the personal channel provides a user preferred programme at the preferred date using the UserPreference information explained above.

User's Select

During a user's navigation, if the user has found a programme that the user wishes to acquire from the personal channel, the user selects the programme on the EPG.

The specific instance from personal channel is selected using both the CRID from the Programme element and the Instance Metadata Identifier from the InstanceMetadataId element. This is because Instance Metadata Identifiers are only unique within the scope of one CRID.

In this personal channel scenario, we assume that a user has selected the 18th episode of Sangdo, a Korean drama whose CRID is "crid://imbc.com/sangdo/episode18", and that the user wants this specific instance from personal channel (Instance Metadata Identifier "imi:my_PDR/etri2") rather than any other showing.

Locate

Given the CRID for the chosen programme, the location resolution functional unit will return a list of locators that refer to showings of this programme. This relies on the fact that the location resolution data is made available to the box.

In the following XML instance, it can be seen that the CRID has two locators associated with it, those of the general DVB and personal channel.

```

<ContentReferencingTable>
  <Result CRID="crid://imbc.com/sangdo/episode18"
    status="resolved" complete="true" acquire="any">
    <LocationsResult>
      <Locator>
        dvb://1.4ee2.3f4;4f5-20020416T220000--PT00H50M
      </Locator>
      <Locator>
        My_PDR/personal/sangdo18~20020420T110000--PT00H50M
      </Locator>
    </LocationsResult>
  </Result>
</ContentReferencingTable>

```

Acquire

As explained in the User's Select process, because the user has selected a specific instance from the personal channel, the PDR would use the second locator in the content referencing result. And the chosen locator will then be used to tune to the specified channel at the specified time and record for the specified duration. The PDR will use the Instance Metadata Identifier to decide which locator to use for acquisition.

Looking at the chosen example, the PDR would use the second locator in the content referencing result, because it has an Instance Metadata Identifier of "imi:my_PDR/etri2". And the chosen locator will then be used to tune to the specified channel at the specified time and record for the specified duration.

View

Once the chosen episode has been acquired it is made available for viewing.

Finish

In this process, storing information about the viewing of this series or episode in the usage history data is done by PDR.

7.8 Phase 1 example: Programme made up of segments from multiple providers and maintain the latest news on my PDR

For this example, there are two cases:

- A programme has been pre-recorded and is delivered at a scheduled time and associated with a group CRID. This programme is made of several programmes having their own CRID federated under the umbrella of the overall programme groupCrId. The user-personalized service knows the programme elements of the user interest, which CRIDs will be used to allow the capture and update of the desired programme elements.
- A live News Channel or Sport Channel programme each identified by a CRID is being transmitted and recorded in its entirety. Segmentation information is provided after the programme has ended that will allow the user to automatically access the segments of his interest has previously defined as part of his subscription profile.

This scenario explores the second case.

A viewer has subscribed to a "latest, personalized news" service from their provider. They want their world news from News Channel, and their sports news from Sport Channel. They expect to be able to view only the news requested from each of these providers be captured and compiled into a virtual programme that begins with News Channel then automatically goes to Sport Channel. They also require that they can jump between items using their remote control and if required view a list of the available segments of news in a list format- that describes the content in each clip.

They have also requested that the business news segments be updated at every available opportunity, which means that each bulletin will be recorded in its entirety. The PDR may be configured to remove content that is not anymore used.

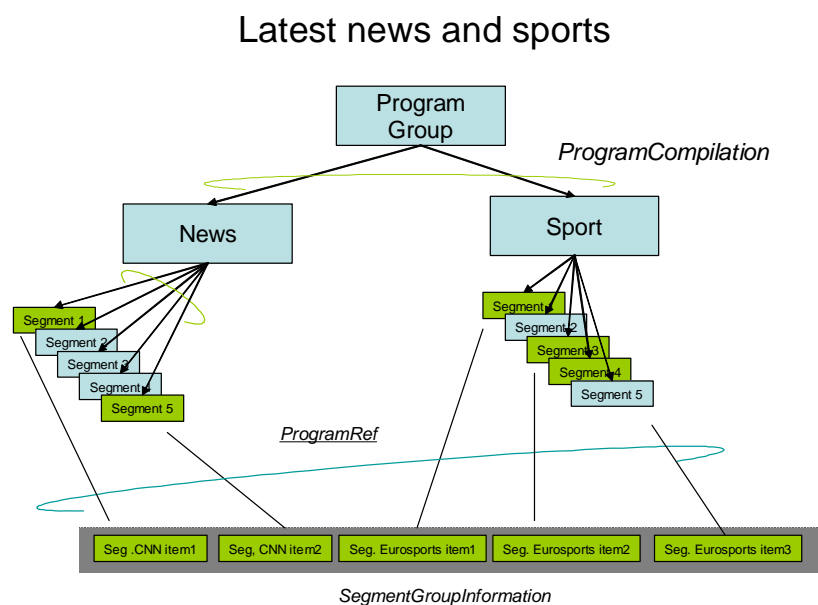


Figure 15: Compilation of updated segments from multiple providers

Publish

A content service provider will publish a CRID that represents a programme. The same or a different service provider will publish metadata that describes this programme. The same or a different service provider will publish location resolution data that describes where and when the programme may be viewed.

The included XML snippets show an almost minimal way to describe this schedule. Two metadata tables are needed to describe the schedule. The ProgramInformationTable contains information for each of the different programmes. It is worth noting that the ProgramLocation table is *NOT* there to signal to the PDR where and when a particular programme really can be found: that is the task of content referencing and location resolution mechanism.

In this example we will use News Channel latest news and Sport Channel latest sport. The PDR is aware that the user has a preference for this type of content because of his latest news subscription profile that is stored on the PDR. Both News Channel and Sport Channel programmes are described as ProgramCompilation in the GroupInformationTable.

```
<TVAMain xml:lang="en"
  publisher="TVA"
  publicationTime="2002-08-02T09:30:47-05:00"
  rightsOwner="TVA"
  version="0">

<CopyrightNotice>TVA</CopyrightNotice>
<ProgramDescription>
  <ProgramInformationTable>
    <ProgramInformation programId="crid://cnn.com/latestnews">
      <BasicDescription>
        <Title type="main">News Channel Business update</Title>
        <Synopsis length="short">
          Latest version of the News Channel business news
        </Synopsis>
      </BasicDescription>
    </ProgramInformation>
    <ProgramInformation programId="crid://eurosport.com/latest">
      <BasicDescription>
        <Title type="main">Sport Channel sport update</Title>
        <Synopsis length="short">
          A collection of the latest sport news by Sport Channel
        </Synopsis>
      </BasicDescription>
    </ProgramInformation>
  </ProgramInformationTable>
  <GroupInformationTable>
    <GroupInformation groupId="crid://foo.bar.com/gary" ordered="true" numOfItems="2">
      <GroupType xsi:type="ProgramGroupTypeType" value="programCompilation"/>
      <BasicDescription>
        <Title type="main">
          Gary's latest business and sports news
        </Title>
        <Synopsis length="short">
          Mix from News Channel business news and Sport Channel sports
        </Synopsis>
      </BasicDescription>
    </GroupInformation>
  </GroupInformationTable>
</ProgramDescription>
</TVAMain>
```

The segmentation metadata will be broadcast after each programme and it is associated programme information/programme location metadata. The following XML snippet shows the segmentation metadata for the latest news and sports. It references the News Channel latest news programme, which contains references to two segments and the Sport Channel latest sport programme, which contains references to three segments. The two and three latest segments and the segment group are described as follows:

```
<TVAMain xml:lang="en"
  publisher="TVA"
  publicationTime="2002-08-02T09:30:47-05:00"
  rightsOwner="TVA"
  version="0">
<CopyrightNotice>TVA</CopyrightNotice>
<ProgramDescription>
  <SegmentInformationTable>
    <SegmentList>
      <SegmentInformation segmentId="S1ff-efa5-e567-12ff">
        <ProgramRef crid="crid://cnn.com/latestnews"/>
        <Description>
          <Title xml:lang="en">News Channel Latest Business News</Title>
          <Synopsis xml:lang="en">Fox goes to the stockmarket</Synopsis>
        </Description>
        <SegmentLocator>
          <MediaRelIncrTimePoint mediaTimeUnit="PT1N25F">13777</
            MediaRelIncrTimePoint>
          <MediaIncrDuration mediaTimeUnit="PT1N25F">16780</MediaIncrDuration>
        </SegmentLocator>
      </SegmentInformation>
      <SegmentInformation segmentId="S2ff-efa5-e567-34ff">
        <ProgramRef crid="crid://cnn.com/latestnews"/>
        <Description>
```

```

    <Title xml:lang="en">News Channel Latest Business News</Title>
    <Synopsis xml:lang="en">Interview with Fox</Synopsis>
  </Description>
  <SegmentLocator>
    <MediaRelIncrTimePoint mediaTimeUnit="PT1N25F">27890</
    MediaRelIncrTimePoint>
    <MediaIncrDuration mediaTimeUnit="PT1N25F">25456</MediaIncrDuration>
  </SegmentLocator>
</SegmentInformation>
<SegmentInformation segmentId="S5ff-efa5-e567-12ff">
  <ProgramRef crid="crid://eurosport.com/latest"/>
  <Description>
    <Title xml:lang="en">Sport Channel Latest Sports</Title>
    <Synopsis xml:lang="en">
      Fox wins the tennis at the Paris Open
    </Synopsis>
  </Description>
  <SegmentLocator>
    <MediaRelIncrTimePoint mediaTimeUnit="PT1N25F">
      12901
    </MediaRelIncrTimePoint>
    <MediaIncrDuration mediaTimeUnit="PT1N25F">
      15470
    </MediaIncrDuration>
  </SegmentLocator>
</SegmentInformation>
<SegmentInformation segmentId="S5ff-efa5-e567-34ff">
  <ProgramRef crid="crid://eurosport.com/latest"/>
  <Description>
    <Title xml:lang="en">Sport Channel Latest Sports</Title>
    <Synopsis xml:lang="en">
      Fox beats Tiger at Augusta.
    </Synopsis>
  </Description>
  <SegmentLocator>
    <MediaRelIncrTimePoint mediaTimeUnit="PT1N25F">
      22291
    </MediaRelIncrTimePoint>
    <MediaIncrDuration mediaTimeUnit="PT1N25F">
      26470
    </MediaIncrDuration>
  </SegmentLocator>
</SegmentInformation>
<SegmentInformation segmentId="S5ff-ee44-e567-34ff">
  <ProgramRef crid="crid://eurosport.com/latest"/>
  <Description>
    <Title xml:lang="en">Sport Channel Latest Sports</Title>
    <Synopsis xml:lang="en">
      Fox loses sumo championship.
    </Synopsis>
  </Description>
  <SegmentLocator>
    <MediaRelIncrTimePoint mediaTimeUnit="PT1N25F">
      25291
    </MediaRelIncrTimePoint>
    <MediaIncrDuration mediaTimeUnit="PT1N25F">
      27885
    </MediaIncrDuration>
  </SegmentLocator>
</SegmentInformation>
</SegmentList>
<SegmentGroupList>
  <SegmentGroupInformation groupId="G234-ac4a-dddd-ffa9">
    <ProgramRef crid="crid://foo.bar.com/gary"/>
    <GroupType xsi:type="SegmentGroupTypeType" value="tableOfContents"/>
    <Description>
      <Title xml:lang="en">
        Items from News Channel and Sport Channel
      </Title>
      <Synopsis xml:lang="en">
        Segment group containing segments from News Channel and Sport Channel
      </Synopsis>
    </Description>
    <Groups refList="G111-4444-ffff-eeee G222-4444-ffff-eeee"/>
  </SegmentGroupInformation>
  <SegmentGroupInformation groupId="G111-4444-ffff-eeee">
    <ProgramRef crid="crid://cnn.com/latestnews"/>
    <GroupType xsi:type="SegmentGroupTypeType" value="tableOfContents"/>
  </SegmentGroupInformation>

```

```

    <Description>
    <Title xml:lang="en">Items from News Channel news</Title>
    <Synopsis xml:lang="en">
      Segment group containing segments from News Channel
    </Synopsis>
  </Description>
  <Segments refList="S12ff-efa5-e567-12ff
    S12ff-efa5-e567-34ff"/>
</SegmentGroupInformation>
<SegmentGroupInformation groupId="G222-4444-ffff-eeee">
  <ProgramRef crid="crid://eurosport.com/latestsports"/>
  <GroupType xsi:type="SegmentGroupType" value="tableOfContents"/>
  <Description>
    <Title xml:lang="en">Items from Sport Channel</Title>
    <Synopsis xml:lang="en">
      Segment group containing segments from Sport Channel
    </Synopsis>
  </Description>
  <Segments refList="S5ff-efa5-e567-12ff
    S5ff-efa5-e567-34ff
    S5ff-ee44-e567-34ff"/>
  </SegmentGroupInformation>
</SegmentGroupList>
</SegmentInformationTable>
</ProgramDescription>
</TVAMain>

```

Search, Select

Every time the PDR gets a newer version of an EPG, or at other specified times, the PDR searches for the appropriate programmes. According to the results of this profile match, the PDR may capture the latest versions of the programmes and may also remove obsolete versions.

View

Once the latest versions of the programmes and the associated segmentation information have been acquired it is made available for viewing. As the viewer may want to view the associated metadata at the time of playback, the system should store the associated metadata. To allow users to know what they actually have recorded on their PDR, at least a minimal set of metadata needs to be kept with the content. In our example that could be the ProgramInformationTable, allowing the user to see title and synopsis of programmes that have been recorded, and the SegmentInformationTable, allowing the use to see title and synopsis of the segments.

Acquire

The CRIDs of the programmes corresponding to the user subscription service must be "resolved" to a unique locator (channel/time/duration). (Similar to previous scenarios).

Finish

Not relevant for this scenario.

7.9 Phase 1 example: Usage scenarios for bi-directional metadata transport

This example is for providing a usage scenario for bi-directional metadata transport using the existing *TV-Anytime* specification. HTTP and TCP/IP are used for protocols of metadata transport on IP network.

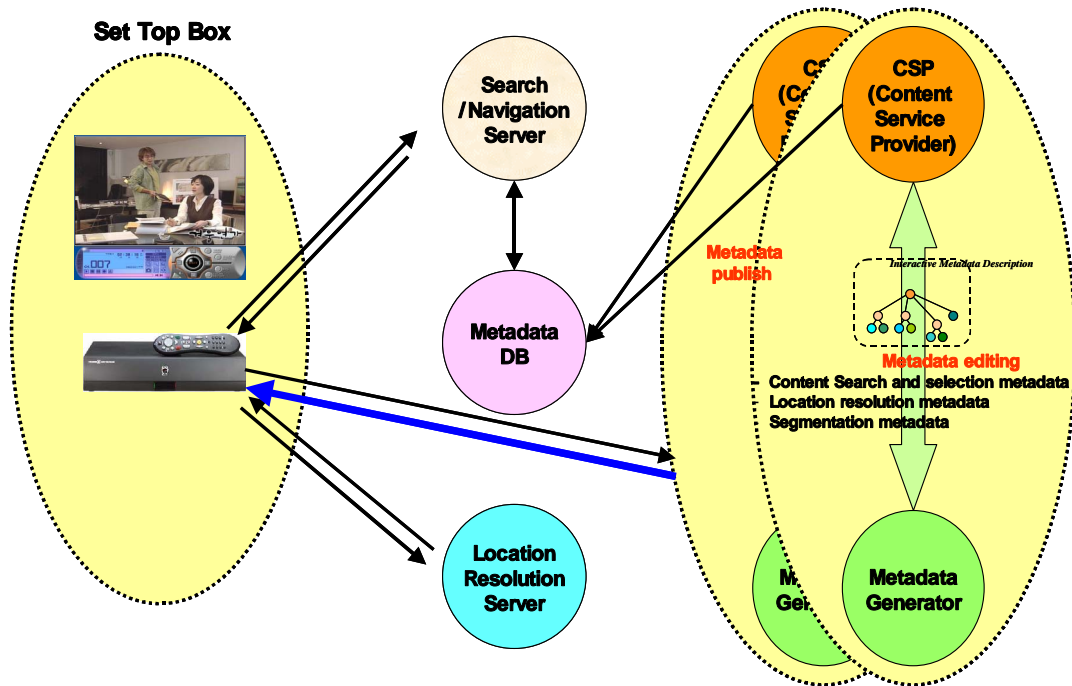


Figure 16: Bi-directional metadata transport

Publish

A content service provider will publish a CRID that represents a programme. The same or different service provider will publish metadata that describes this programme to metadata DB server. The metadata server aggregates and edits the metadata for establishing a metadata DB.

Search

A query can be constructed to get programme information from the metadata server.

The query might be:

```
<get_Data>
<QueryConstraints>
  <PredicateBag type='AND'>
    <BinaryPredicate fieldID='Genre' fieldValue='Fiction' />
    <BinaryPredicate fieldID='Keyword' fieldValue='separation' />
  </PredicateBag>
</QueryConstraints>
<RequestedTables>
<Table type='ProgramInformationTable'>
  <SortCriteria fieldID='tvaf:Title' />
</Table>
<Table type='ProgramLocationTable' />
</RequestedTables>
</get_Data>
```

Below is a possible result of such a query.

```
<ProgramDescription>
  <ProgramInformationTable>
    <ProgramInformation programId="crid://www.keti.re.kr/2002002">
      <BasicDescription>
        <Title type="seriesTitle">Ghost mamma</Title>
        <Synopsis> A year later, Jiseok attempts to commit suicide, because he has
        been feeling guilty and lonely.</Synopsis>
        <Keyword>love story</Keyword>
        <Keyword>separation</Keyword>
        <Keyword>death</Keyword>
        <Genre href="urn:tva:metadata:cs:ContentCS:2005:5.1" type="main"/>
        <Genre href="urn:tva:metadata:cs:FormatCS:2007:3.1" type="secondary"/>
        <ParentalGuidance>
          <mpeg7:ParentalRating href="urn:mpeg:mpeg7:cs:MPAAParentalRatingCS:G">
```

```

        <mpeg7:Name>G</mpeg7:Name>
    </mpeg7:ParentalRating>
    <mpeg7:Region>UK</mpeg7:Region>
</ParentalGuidance>
<Language type="original">ko</Language>
<CreditsList>
    <CreditsItem role="urn:mpeg:mpeg7:cs:MPEG7RoleCS:ANCHOR">
        <PersonNameIDRef ref="PN61"/>
    </CreditsItem>
    <CreditsItem role="urn:mpeg:mpeg7:cs:MPEG7RoleCS:ACTRESS">
        <PersonNameIDRef ref="PN15"/>
    </CreditsItem>
</CreditsList>
<ProductionDate>
    <TimePoint>2002</TimePoint>
</ProductionDate>
<ProductionLocation>ko</ProductionLocation>
<CreationCoordinates>
    <CreationDate>
        <TimePoint>2002-03-21</TimePoint>
    </CreationDate>
    <CreationLocation>ko</CreationLocation>
</CreationCoordinates>
<ReleaseInformation>
    <ReleaseDate>
        <DayAndYear>2002-08-11</DayAndYear>
    </ReleaseDate>
    <ReleaseLocation>ko</ReleaseLocation>
</ReleaseInformation>
</BasicDescription>
</ProgramInformation>
</ProgramInformationTable>
<ProgramLocationTable>
    <BroadcastEvent>
        <Program crid="crid://www.keti.re.kr/2002002"/>
        <ProgramURL>null</ProgramURL>
        <PublishedStartTime>2002-08-01T16:41:00</PublishedStartTime>
        <PublishedDuration>P55M</PublishedDuration>
        <Live value="false"/>
        <Repeat value="false"/>
        <FirstShowing value="true"/>
        <LastShowing value="false"/>
        <Free value="true"/>
    </BroadcastEvent>
</ProgramLocationTable>
</Program>
</ProgramDescription>

```

Select

Search and navigation server issues CRIDs or trailers of desired contents and sends them to the PDR on a bi-directional network.

Locate

PDR selects a CRID and sends the CRID to a location resolution server on IP network. The location resolution server resolves a locator or a schedule according to the CRID and sends it to the PDR.

Acquire

The PDR accesses a content server according to the locator or records the contents according to the schedule of the desired contents. The local storage management function will use any alternative locators to resolve recording conflicts. The chosen locator will then be used to tune to the specified channel at the specified time and record for the specified duration. To ensure that the content is recorded the system must monitor for changes in the location of the content.

View

The desired contents have been acquired they are made available for viewing. As the viewer may want to view the associated metadata at the time of playback, the system should store the associated metadata at the time of selection or capture.

Finish

This may involve a user preference system storing information about the viewing of the contents. This information could then be used by an agent to modify the preferences of the user.

7.10 Phase 1 example: Profile 1 bi-directional multi-provider EPG

This application shows the phase one *TV-Anytime* technologies for the combining of TVA metadata EPG sets from several metadata providers

A service provider delivers a range of channels to subscribers on a uni-directional satellite network. They provide to their subscribers by aggregating (from a variety of sources) a CRID, title, genre, synopsis, rating, and location resolution information in their uni-directional stream.

A third party is commercially contracted by the provider to supply (to the consumer via the return channel for an extra fee) an alternative and complete set of metadata for all feature films carried on that platform. The data set may duplicate information already available via the uni-directional service and fields may be identical to the previously delivered metadata but not necessarily so as the viewer is receiving added value (e.g. richer synopsis, rating/review, viewer ratings, cast lists etc.). The PDR user then selects and switches between either data set depending on their preference at that time. They activate capture for a particular film based on these data sets.

Publish

The service provider publishes CRIDs and basic programme information. By virtue of the contractual relationship of the third party to the service provider, the third party metadata uses the same CRIDs as used by the service provider.

Search

The PDR will issue a query for every CRID received via the uni-directional network that the PDR wishes to get more information on:

```
<get_Data>
  <QueryConstraints>
    <PredicateBag type='OR'>
      <BinaryPredicate fieldID='CRID' fieldValue='crid://broadcaster.com/1234' />
      <BinaryPredicate fieldID='CRID' fieldValue='crid://broadcaster.com/2345' />
      <BinaryPredicate fieldID='CRID' fieldValue='crid://broadcaster.com/2434' />
    ...
  </PredicateBag>
</QueryConstraints>
  <RequestedTables>
    <Table type='ProgramInformationTable'>
      <SortCriteria fieldID='tvaf:Title' />
    </Table>
    <Table type='CreditsInformationTable' />
    <Table type='ProgramReviewTable' />
  </RequestedTables>
</get_Data>
```

Select/Locate/View/Finish

As in previous examples.

7.11 Phase 1 example: Related material recording

The RelatedMaterialType DS can be used to link, for example, a promotional trailer to the content that it promotes. For example, a PDR may be viewing a piece of content and find a RelatedMaterialType DS in a data stream associated with the content. The encoding of the RelatedMaterialType into this data stream and the mechanism by which it is associated with the content is transport specific and outside the scope of TVA.

The RelatedMaterialType DS provides the crid of the material as well as a description of how this material relates to the trailer being viewed. In this example, "Trailer" indicates that this content is a small preview of the whole programme. Using this information the PDR may, in an implementation specific way, present the user with a choice to record this programme. Other types of HowRelated include, "The making of" and "Product purchase". Additionally, promotional text is included in the RelatedMaterial DS that the PDR may choose to display to provide the user with some context for why this programme may be chosen for recording.

Publish

Suppose a service provider publishes the following information as expressed by the XML snippet:

```
<?xml version="1.0" encoding="UTF-8"?>
<TVAContentLinks xmlns="urn:tva:metadata:2007" xmlns:mpeg7="urn:mpeg:mpeg7:schema:2005"
xmlns:xsi="http://www.w3.org/2001/XMLSchema-instance" xsi:schemaLocation="urn:tva:metadata:2007
tva_metadata_3-1_v141.xsd">
  <RelatedMaterial>
    <HowRelated href="urn:tva:metadata:cs:HowRelatedCS:2005">
      <Name>Trailer</Name>
    </HowRelated>
    <MediaLocator>
      <mpeg7:MediaUri>crid://whatever</mpeg7:MediaUri>
    </MediaLocator>
    <PromotionalText xml:lang="en">Record Foxes episode 6</PromotionalText>
  </RelatedMaterial>
</TVAContentLinks>
```

Search/Select

When the promotional item, in this case a trailer for "Foxes episode 6" is presented, the user is given an option to record the associated programme using the CRID in the MediaLocator.

NOTE: this CRID can be used to retrieve further metadata, if so required.

Locate/Acquire/View/Finish

As per previous examples.

7.12 Phase 1 example: User profiling cookbook scenario and work-through application

A viewer buys a *TV-Anytime* compliant device for their home. When they use the device for the first time they are encouraged, being offered cheaper content and other services, to plug the device into the phone line. During the set-up process they are also asked to enter some basic information about themselves. This includes their family group (couple), roughly where they live (Provo) and their date of birth (August 1966). Also at this time they are asked whether they would like the TVA device to recommend content to them. They say yes and are taken to a simple set-up screen where they choose:

- 1) Favourite types of programmes (content) - News, Sport - athletics and game shows.
- 2) Types of programmes (atmosphere) - alternative, breathtaking and inspirational.
- 3) A range of people they like (key talent). - Sean Connery, Humphrey Bogart, Clint Eastwood and Meg Ryan.

This information is moved into their user profile and some elements are made static and some can be updated.

The viewer then starts to use the device. At each point in their use of the device their profile is being updated.

- a) At the start they request the capture of a drama "Pride and Prejudice" starring Colin Firth;
- b) they also press "record" for a programme called "Blue Moon", a documentary about the Solar System narrated by Colin Firth; and
- c) they then play and watch a local Provo News magazine programme which is transmitted with a second audio track in Spanish (which has been recorded for them already based on their initial favourites settings);

- d) a Bond movie starring Sean Connery is discovered by the agent in the box and offers the programme as a suggestion.

During all of the above actions their user profile is being constantly updated.

This is an example of how a section of the Schema looks once the viewer has performed the functions above:

```
<TVAMain>
  <ClassificationSchemeTable>
    <CSAlias alias="ia"
      href="tva:metadata:cs:IntendedAudienceCS:2005"/>
    <CSAlias alias="co"
      href="urn:tva:metadata:cs:ContentCS:2007"/>
    <CSAlias alias="or"
      href="urn:tva:metadata:cs:OriginationCS:2005"/>
    <CSAlias alias="in"
      href="urn:tva:metadata:cs:IntentionCS:2005"/>
    <CSAlias alias="at"
      href="urn:tva:metadata:cs:AtmosphereCS:2005"/>
    <CSAlias alias="ro"
      href="urn:tva:metadata:cs:RoleCS:2001"/>
  </ClassificationSchemeTable>
  <UserDescription>
    <UserPreferences>
      <mpeg7:FilteringAndSearchPreferences>
        <mpeg7:CreationPreferences>
          <mpeg7:Creator preferenceValue="100">
            <mpeg7:Role href=":ro:ACTOR"/>
            <mpeg7:Agent xsi:type="mpeg7:PersonType">
              <mpeg7:Name>
                <mpeg7:GivenName>Sean</mpeg7:GivenName>
                <mpeg7:FamilyName>Connery</mpeg7:FamilyName>
              </mpeg7:Name>
            </mpeg7:Agent>
            <mpeg7:Character>
              <mpeg7:GivenName>James Bond</mpeg7:GivenName>
            </mpeg7:Character>
          </mpeg7:Creator>
          <mpeg7:Creator preferenceValue="30">
            <mpeg7:Role href=":ro:DIRECTOR"/>
            <mpeg7:Agent xsi:type="mpeg7:PersonType">
              <mpeg7:Name>
                <mpeg7:GivenName>John</mpeg7:GivenName>
                <mpeg7:FamilyName>Smith</mpeg7:FamilyName>
              </mpeg7:Name>
            </mpeg7:Agent>
          </mpeg7:Creator>
          <mpeg7:Creator preferenceValue="30">
            <mpeg7:Role href=":ro:AUTHOR"/>
            <mpeg7:Agent xsi:type="mpeg7:PersonType">
              <mpeg7:Name>
                <mpeg7:GivenName>Jane</mpeg7:GivenName>
                <mpeg7:FamilyName>Austen</mpeg7:FamilyName>
              </mpeg7:Name>
            </mpeg7:Agent>
          </mpeg7:Creator>
          <mpeg7:Creator preferenceValue="50">
            <mpeg7:Role href=":ro:BROADCASTER"/>
            <mpeg7:Agent xsi:type="mpeg7:OrganizationType">
              <mpeg7:Name>BBC</mpeg7:Name>
            </mpeg7:Agent>
          </mpeg7:Creator>
          <mpeg7:Creator preferenceValue="30">
            <mpeg7:Role href=":ro:BROADCASTER"/>
            <mpeg7:Agent xsi:type="mpeg7:OrganizationType">
              <mpeg7:Name>ITV</mpeg7:Name>
            </mpeg7:Agent>
          </mpeg7:Creator>
          <mpeg7:Creator preferenceValue="30">
            <mpeg7:Role href=":ro:BROADCASTER"/>
            <mpeg7:Agent xsi:type="mpeg7:OrganizationType">
              <mpeg7:Name>Sky</mpeg7:Name>
            </mpeg7:Agent>
          </mpeg7:Creator>
          <mpeg7:Creator preferenceValue="60">
            <mpeg7:Role href=":ro:ACTOR"/>
            <mpeg7:Agent xsi:type="mpeg7:PersonType">
```

```

        <mpeg7:Name>
          <mpeg7:GivenName>Humphrey</mpeg7:GivenName>
          <mpeg7:FamilyName>Bogart</mpeg7:FamilyName>
        </mpeg7:Name>
      </mpeg7:Agent>
    </mpeg7:Creator>
    <mpeg7:Creator preferenceValue="60">
      <mpeg7:Role href=":ro:ACTOR"/>
      <mpeg7:Agent xsi:type="mpeg7:PersonType">
        <mpeg7:Name>
          <mpeg7:GivenName>Meg</mpeg7:GivenName>
          <mpeg7:FamilyName>Ryan</mpeg7:FamilyName>
        </mpeg7:Name>
      </mpeg7:Agent>
    </mpeg7:Creator>
    <mpeg7:Creator preferenceValue="60">
      <mpeg7:Role href=":ro:ACTOR"/>
      <mpeg7:Agent xsi:type="mpeg7:PersonType">
        <mpeg7:Name>
          <mpeg7:GivenName>Clint</mpeg7:GivenName>
          <mpeg7:FamilyName>Eastwood</mpeg7:FamilyName>
        </mpeg7:Name>
      </mpeg7:Agent>
    </mpeg7:Creator>
    <mpeg7:Creator preferenceValue="60">
      <mpeg7:Role href=":ro:ACTOR"/>
      <mpeg7:Agent xsi:type="mpeg7:PersonType">
        <mpeg7:Name>
          <mpeg7:GivenName>Peter</mpeg7:GivenName>
          <mpeg7:FamilyName>Firth</mpeg7:FamilyName>
        </mpeg7:Name>
      </mpeg7:Agent>
    </mpeg7:Creator>
  </mpeg7:CreationPreferences>
  <mpeg7:ClassificationPreferences>
    <mpeg7:Genre preferenceValue="20" href=":ia:4.2.2.2">
      <mpeg7:Name>Age 25-34</mpeg7:Name>
    </mpeg7:Genre>
    <mpeg7:Genre preferenceValue="20" href=":co:3.1.1">
      <mpeg7:Name>News</mpeg7:Name>
    </mpeg7:Genre>
    <mpeg7:Genre preferenceValue="80" href=":co:3.2.1">
      <mpeg7:Name>Sports - Athletics</mpeg7:Name>
    </mpeg7:Genre>
    <mpeg7:Genre preferenceValue="80" href=":co:3.5.1">
      <mpeg7:Name>Amusement - Gameshows</mpeg7:Name>
    </mpeg7:Genre>
    <mpeg7:Genre preferenceValue="80" href=":or:5.1">
      <mpeg7:Name>Studio</mpeg7:Name>
    </mpeg7:Genre>
    <mpeg7:Genre preferenceValue="20" href=":in:1.1">
      <mpeg7:Name>Entertainment</mpeg7:Name>
    </mpeg7:Genre>
    <mpeg7:Genre preferenceValue="40" href=":at:8.1">
      <mpeg7:Name>Alternative</mpeg7:Name>
    </mpeg7:Genre>
    <mpeg7:Genre preferenceValue="40" href=":at:8.6">
      <mpeg7:Name>Breathtaking</mpeg7:Name>
    </mpeg7:Genre>
    <mpeg7:Genre preferenceValue="40" href=":at:8.30">
      <mpeg7:Name>Inspirational</mpeg7:Name>
    </mpeg7:Genre>
  </mpeg7:ClassificationPreferences>
  </mpeg7:FilteringAndSearchPreferences>
</UserPreferences>
</UserDescription>
</TVAMain>

```

Table 3 is an example of programme classification to be associated with user profile data sets for each of the programmes.

Table 3: Examples of programme classification for user profile data sets

Title	Pride and Prejudice	Blue Moon	News at Ten	Goldfinger
CONTENT	3.4.14 Fiction/Drama, Period Drama	3.1.6.5 Non Fiction, Sciences, Space/Universe	3.1.1 Non Fiction, News	3.4.6.1 Fiction, Action, Adventure
ORINATION	5.8 1.3 TV, Made on Location, Edited	5.8.1.3 TV, Made on Location, Edited	5.8.2.1 TV, Studio, Live	5.7 Cinema Originated
INTENTION	1.1 Entertain	1.8 Enrich	1.2 Inform	1.1 Entertain
ATMOSPHERE	8.24 Heart Rending, 8.25 Heartwarming 8.39 Romantic 8.41 Sad, 8.48 Stunning	8.30 Inspirational, 8.15 Edifying, 8.4 Ambitious, 8.2 Analytical 8.48 Stunning	Null field	8.20 Gripping 8.17 Fast moving 8.22 Gutsy 8.38 Rollercoaster 8.44 Sexy 8.45 Stunning 8.51 Thriller
INTENDED AUDIENCE	Age Groups, Adults, 4.2.2 Geographical Universal 4.7.1, Language English (en)	Social Group AB 4.4.1 AB and C1C2 4.4.2, Geographical, Universal 4.7.1 Language English (en)	Age Group Adults 4.2.2. Geographical 4.7.5 Local - (Keyword Sunnyvale) Language English (en) and Spanish (es)	Age Group, Age 14-15 4.2.1.3 and Adults 4.2.2, Gender Male 4.6.1, Geographical, Universal 4.7.1, Language English (en)
BROADCASTER (from MPEG 7 RoleCS)	BBC	NOS	ITV	Sky
DIRECTOR (From MPEG7 RoleCS)	John Smith	Null field	Null field	Cubbi Broccoli
KEY TALENT (From TVA RoleCS)	Peter Firth	Peter Firth	Null Field	Sean Connery
KEY CHARACTER (From TVA RoleCS)	Null Field	Null Field	Null Field	James Bond
Author From (MPEG7 RoleCS) (WRITER)	Jane Austin	Null field	Null field	Ian Fleming

When inbound content data enters the box, an agent in the box might use the previously captured data from viewed programmes to match. Using the above examples of data, the agent might assume that as two programmes had Peter Firth as a Key Talent the viewer would like to watch other programmes in which he takes part. If Atmosphere Stunning appears in three out of four programmes and would be high on the list to look out for. In the weighting environment the agent might automatically assign Stunning the maximum positive value.

Data to be returned to the service provider or Broadcaster

Providers of content wish to know how their content is performing as far as the consumer is concerned. Business decisions will be made as a result (e.g. cancel the scheduling of a programme because the viewers do not like it; not enough people are watching a particular strand; the viewer really likes astronomy documentaries but they are not providing any, advertisers will want to know viewers numbers, appreciation index across demographics etc.).

The following information might be useful:

- 1) Actual viewing **of their own** programmes by receiving a list of locators/CRIDs that refers to their own programmes only.
- 2) An anonymous aggregated user profile consisting of a sub set of fields that will indicate the viewing habits of the viewing population across **all** content.

The first one is out of scope for Phase 1 because no authenticated return channel RMP has been specified:

- 1) A subset of the data above could be returned to the broadcaster if this functionality has been enabled by the consumer or required by the consumer's contract with the service provider. A minimum useful set of data might include the following elements:

Content, Origination, Intention, Atmosphere and Intended Audience.

Each with the associated aggregated rating. This will enable service providers and broadcasters the ability to analyse aggregated viewer preferences and allows them to make business decisions based on their performance in these areas.

Issues surrounding rating of data.

MPEG7 define the rating scale between a minimum of -100 and a maximum of +100 with a no preference value set at 0.

To make systems interoperable and viewer preferences portable (e.g. when they buy a newer box or wish to take their profile to a remote location - on holiday, second home etc.) it is important that systems comply with this scale, i.e. there must be both positive and negative values which are 100 even if only a limited number of choices between these values are implemented.

EXAMPLE: -100 -80 -60 -40 -20 -0 20 40 60 80 100

or

 -100 -66 -33 0 33 66 100

or

 -100 50 0 50 100

in the implementation in the box these can be **labelled** as implementers' wishes, etc. e.g.:

 0 1 2 3 4

or

 really do not like do not like neutral quite like like a lot

7.13 Phase 1 example: RMPI descriptive metadata

7.13.1 Introduction

This clause contains three examples of RMPI descriptive metadata for free-to-air (FTA), Pay-Per-View (PPV) and Video-On-Demand (VoD) content. These examples show only metadata expressing RMPI-MB (i.e. prior to domain acquisition). In order to obtain the corresponding RMPI-M (i.e. post domain acquisition), the RMPI type flag has to be changed, and the domain identifier and single point of control identifier (if applicable) have to be set.

7.13.2 Free-to-air content

The following example shows a possible combination of rights granted to a given piece of content broadcast free-to-air:

- Content is not scrambled and will remain unscrambled after domain acquisition.
- No possibility is granted to acquire new rights.
- In the receiving domain, Play, Analogue Export, Digital Export (both HD and SD) are granted. Proximity Control is the only restriction that applies. Required security level is the lowest.
- The same rights are granted in any other domain. No Proximity Control applies but Geographic Control (only Germany) does. A medium security level is required to enforce that restriction.

```

<?xml version="1.0" encoding="UTF-8"?>
<tva2Main xmlns="urn:tva:metadata:extended:2007" xmlns:mpeg21="urn:mpeg:mpeg21:2003:01-DIA-NS"
xmlns:mpeg7="urn:mpeg:mpeg7:schema:2005" xmlns:rmpi="urn:tva:rmpi:2007"
xmlns:tva="urn:tva:metadata:2007" xmlns:xsi="http://www.w3.org/2001/XMLSchema-instance"
xsi:schemaLocation="urn:tva:metadata:extended:2005 tva2_metadata_3-3_v121.xsd" xml:lang="en"
publisher="String" publicationTime="2001-12-17T09:30:47-05:00" rightsOwner="String"
originID="String" version="0">
  <RMPITable xml:lang="en-us">
    <RMPIDescription RMPIDescriptionId="String">
      <rmpi:AncillaryRMPI>
        <rmpi:RMPITypeFlag>RMPI-MB</rmpi:RMPITypeFlag>
        <rmpi:VersionOfRMPI>0</rmpi:VersionOfRMPI>
        <rmpi:OriginOfRMPI>FTABroadcasterDE</rmpi:OriginOfRMPI>
        <rmpi:Cipher href="urn:rmpi:cs:CipherCS:2005:0">
          <tva:Name xml:lang="en-us">no cipher</tva:Name>
          <tva:Definition xml:lang="en-us">no cipher</tva:Definition>
        </rmpi:Cipher>
        <rmpi:MBSscramblingControl>maintain</rmpi:MBSscramblingControl>
      </rmpi:AncillaryRMPI>
      <rmpi:ExtendRights>
        <rmpi:ExtendRightsFlagNotGranted>not granted</rmpi:ExtendRightsFlagNotGranted>
      </rmpi:ExtendRights>
      <rmpi:ReceivingDomainRights>
        <rmpi:PlayRightFlag>granted</rmpi:PlayRightFlag>
        <rmpi:AnalogueExportRight>
          <rmpi:AnalogueExportRightFlagGranted>granted
        </rmpi:AnalogueExportRightFlagGranted>
        </rmpi:AnalogueExportRight>
        <rmpi:DigitalExportSDRight>
          <rmpi:DigitalExportRightFlagGranted>granted
        </rmpi:DigitalExportRightFlagGranted>
        </rmpi:DigitalExportSDRight>
        <rmpi:DigitalExportHDRight>
          <rmpi:DigitalExportRightFlagGranted>granted
        </rmpi:DigitalExportRightFlagGranted>
        </rmpi:DigitalExportHDRight>
        <rmpi:SecurityLevel>level 0</rmpi:SecurityLevel>
        <rmpi:GeographicalControl>Any</rmpi:GeographicalControl>
        <rmpi:PhysicalProximityFlag>controlled</rmpi:PhysicalProximityFlag>
      </rmpi:ReceivingDomainRights>
      <rmpi:AnyDomainRights>
        <rmpi:PlayRightFlag>granted</rmpi:PlayRightFlag>
        <rmpi:AnalogueExportRight>
          <rmpi:AnalogueExportRightFlagGranted>granted
        </rmpi:AnalogueExportRightFlagGranted>
        </rmpi:AnalogueExportRight>
        <rmpi:DigitalExportSDRight>
          <rmpi:DigitalExportRightFlagGranted>granted
        </rmpi:DigitalExportRightFlagGranted>
        </rmpi:DigitalExportSDRight>
        <rmpi:DigitalExportHDRight>
          <rmpi:DigitalExportRightFlagGranted>granted
        </rmpi:DigitalExportRightFlagGranted>
        </rmpi:DigitalExportHDRight>
        <rmpi:SecurityLevel>level 1</rmpi:SecurityLevel>
        <rmpi:GeographicalControl>Germany</rmpi:GeographicalControl>
      </rmpi:AnyDomainRights>
    </RMPIDescription>
  </RMPITable>
</tva2Main>

```

7.13.3 Pay-per-view content

The following example shows a possible combination of rights granted to a given piece of content broadcast e.g. by a Pay-TV operator, where:

- Content has to be re-scrambled using AES when acquired in the domain.
- Possibility to acquire new rights is granted. The Pay-TV operator will grant these rights.
- In the receiving domain, Play Right is granted with ability to trick play the content. Content can be exported to analogue or digital (both HD and SD) outputs but only for immediate viewing. A high security level is required.

- No rights are granted to other domains.

```

<?xml version="1.0" encoding="UTF-8"?>
<tva2Main xmlns="urn:tva:metadata:extended:2007" xmlns:mpeg21="urn:mpeg:mpeg21:2003:01-DIA-NS"
xmlns:mpeg7="urn:mpeg:mpeg7:schema:2005" xmlns:rmpi="urn:tva:rmpi:2007"
xmlns:tva="urn:tva:metadata:2007" xmlns:xsi="http://www.w3.org/2001/XMLSchema-instance"
xsi:schemaLocation="urn:tva:metadata:extended:2007 tva2_metadata_3-3_v121.xsd" xml:lang="en"
publisher="String" publicationTime="2001-12-17T09:30:47-05:00" rightsOwner="String"
originID="String" version="0">
  <RMPITable xml:lang="en-us">
    <RMPIDescription RMPIDescriptionId="String">
      <rmpi:AncillaryRMPi>
        <rmpi:RMPITypeFlag>RMPi-MB</rmpi:RMPITypeFlag>
        <rmpi:VersionOfRMPi>0</rmpi:VersionOfRMPi>
        <rmpi:OriginOfRMPi>PayTVBroadcaster</rmpi:OriginOfRMPi>
        <rmpi:Cipher href="urn:rmpi:cs:CipherCS:2005:1">
          <tva:Name xml:lang="en-us" preferred="1">AES</tva:Name>
          <tva:Definition xml:lang="en-us">AES</tva:Definition>
        </rmpi:Cipher>
        <rmpi:MBSscramblingControl>change</rmpi:MBSscramblingControl>
      </rmpi:AncillaryRMPi>
      <rmpi:ExtendRights>
        <rmpi:ExtendRightsFlagGranted>granted</rmpi:ExtendRightsFlagGranted>
        <rmpi:SecurityLevel>level 2</rmpi:SecurityLevel>
        <rmpi:SourceOfAdditionalRights>PayTVBroadcaster
        </rmpi:SourceOfAdditionalRights>
      </rmpi:ExtendRights>
      <rmpi:ReceivingDomainRights>
        <rmpi:PlayRightFlag>granted</rmpi:PlayRightFlag>
        <rmpi:AnalogueExportRight>
          <rmpi:AnalogueExportRightFlagGranted>granted
          </rmpi:AnalogueExportRightFlagGranted>
          <rmpi:AnalogueExportSignalling>immediate viewing
          </rmpi:AnalogueExportSignalling>
          <rmpi:AnalogueExportSDControl>controlled</rmpi:AnalogueExportSDControl>
        </rmpi:AnalogueExportRight>
        <rmpi:DigitalExportSDRight>
          <rmpi:DigitalExportRightFlagGranted>granted
          </rmpi:DigitalExportRightFlagGranted>
          <rmpi:DigitalExportControl>immediate viewing</rmpi:DigitalExportControl>
        </rmpi:DigitalExportSDRight>
        <rmpi:DigitalExportHDRight>
          <rmpi:DigitalExportRightFlagGranted>granted
          </rmpi:DigitalExportRightFlagGranted>
          <rmpi:DigitalExportControl>immediate viewing</rmpi:DigitalExportControl>
        </rmpi:DigitalExportHDRight>
        <rmpi:SecurityLevel>level 2</rmpi:SecurityLevel>
        <rmpi:BufferDuration>buffered viewing</rmpi:BufferDuration>
        <rmpi:GeographicalControl>Any</rmpi:GeographicalControl>
      </rmpi:ReceivingDomainRights>
      <rmpi:AnyDomainRights>
        <rmpi:PlayRightFlag>not granted</rmpi:PlayRightFlag>
        <rmpi:AnalogueExportRight>
          <rmpi:AnalogueExportRightFlagNotGranted>not granted
          </rmpi:AnalogueExportRightFlagNotGranted>
        </rmpi:AnalogueExportRight>
        <rmpi:DigitalExportSDRight>
          <rmpi:DigitalExportRightFlagNotGranted>not granted
          </rmpi:DigitalExportRightFlagNotGranted>
        </rmpi:DigitalExportSDRight>
        <rmpi:DigitalExportHDRight>
          <rmpi:DigitalExportRightFlagNotGranted>not granted
          </rmpi:DigitalExportRightFlagNotGranted>
        </rmpi:DigitalExportHDRight>
        <rmpi:SecurityLevel>level 2</rmpi:SecurityLevel>
        <rmpi:GeographicalControl>Any</rmpi:GeographicalControl>
      </rmpi:AnyDomainRights>
    </RMPIDescription>
  </RMPITable>
</tva2Main>

```


7.13.4 Video-On-Demand Content

The following example shows a possible combination of rights granted to a given piece of content provided by a content provider using DRM technology, where:

- Content is scrambled using Camellia and needs not to be re-scrambled when acquired in the domain.
- Possibility to acquire new rights is granted. An URL is given for that purpose.
- In the receiving domain, Play Right is granted for two days. Only one copy of the content can be made within these two days and this copy is usable by one single device. Content can be exported only to HD digital output and only for immediate viewing. Content can only be redistributed in the proximity of the receiving domain and within Japan. The highest security level is required.
- No rights are granted to other domains.

```
<?xml version="1.0" encoding="UTF-8"?>
<tva2Main xmlns="urn:tva:metadata:extended:2007" xmlns:mpeg21="urn:mpeg:mpeg21:2003:01-DIA-NS"
xmlns:mpeg7="urn:mpeg:mpeg7:schema:2005" xmlns:rmp="urn:tva:rmp:2007"
xmlns:tva="urn:tva:metadata:2007" xmlns:xsi="http://www.w3.org/2001/XMLSchema-instance"
xsi:schemaLocation="urn:tva:metadata:extended:2007 tva2_metadata_3-3_v121.xsd" xml:lang="en"
publisher="String" publicationTime="2001-12-17T09:30:47-05:00" rightsOwner="String"
originID="String" version="0">
  <RMPITable xml:lang="en-us">
    <RMPIDescription RMPIDescriptionId="String">
      <rmp:AncillaryRMPIDescription>
        <rmp:RMPIDescriptionTypeFlag>RMPID-MB</rmp:RMPIDescriptionTypeFlag>
        <rmp:VersionOfRMPIDescription>0</rmp:VersionOfRMPIDescription>
        <rmp:OriginOfRMPIDescription>JapanDRMProvider</rmp:OriginOfRMPIDescription>
        <rmp:Cipher href="urn:rmp:cs:CipherCS:2005:2">
          <tva:Name xml:lang="en-us" preferred="1">Camellia</tva:Name>
          <tva:Definition xml:lang="en-us">Camellia</tva:Definition>
        </rmp:Cipher>
        <rmp:RMPIDescriptionMBSControl>maintain</rmp:RMPIDescriptionMBSControl>
      </rmp:AncillaryRMPIDescription>
      <rmp:ExtendRights>
        <rmp:ExtendRightsFlagGranted>granted</rmp:ExtendRightsFlagGranted>
        <rmp:SecurityLevel>level 3</rmp:SecurityLevel>
        <rmp:SourceOfAdditionalRights>www.rights.co.jp
        </rmp:SourceOfAdditionalRights>
      </rmp:ExtendRights>
      <rmp:ReceivingDomainRights>
        <rmp:PlayRightFlag>granted</rmp:PlayRightFlag>
        <rmp:AnalogueExportRight>
          <rmp:AnalogueExportRightFlagNotGranted>not granted
          </rmp:AnalogueExportRightFlagNotGranted>
        </rmp:AnalogueExportRight>
        <rmp:DigitalExportSDRight>
          <rmp:DigitalExportRightFlagNotGranted>not granted
          </rmp:DigitalExportRightFlagNotGranted>
        </rmp:DigitalExportSDRight>
        <rmp:DigitalExportHDRRight>
          <rmp:DigitalExportRightFlagGranted>granted
          </rmp:DigitalExportRightFlagGranted>
          <rmp:DigitalExportControl>immediate viewing</rmp:DigitalExportControl>
        </rmp:DigitalExportHDRRight>
        <rmp:SecurityLevel>level 3</rmp:SecurityLevel>
        <rmp:TimeWindow>
          <rmp:StartDate>
            <rmp:TimePoint>2006-05-07</rmp:TimePoint>
          </rmp:StartDate>
          <rmp:EndDate>
            <rmp:TimePoint>2006-05-08</rmp:TimePoint>
          </rmp:EndDate>
        </rmp:TimeWindow>
        <rmp:GeographicalControl>Japan</rmp:GeographicalControl>
        <rmp:SinglePointOfControl>
          <rmp:SinglePointOfControlFlag>controlled</rmp:SinglePointOfControlFlag>
        </rmp:SinglePointOfControl>
        <rmp:PhysicalProximityFlag>controlled</rmp:PhysicalProximityFlag>
        <rmp:SimultaneousRendering>
          <rmp:SimultaneousRenderingFlag>controlled</rmp:SimultaneousRenderingFlag>
          <rmp:SimultaneousRenderingCount>1</rmp:SimultaneousRenderingCount>
        </rmp:SimultaneousRendering>
      </rmp:ReceivingDomainRights>
    </RMPIDescription>
  </RMPITable>
</tva2Main>
```

```

<rmpi:AnyDomainRights>
  <rmpi:PlayRightFlag>not granted</rmpi:PlayRightFlag>
  <rmpi:AnalogueExportRight>
    <rmpi:AnalogueExportRightFlagNotGranted>not granted
  </rmpi:AnalogueExportRightFlagNotGranted>
  </rmpi:AnalogueExportRight>
  <rmpi:DigitalExportSDRight>
    <rmpi:DigitalExportRightFlagNotGranted>not granted
  </rmpi:DigitalExportRightFlagNotGranted>
  </rmpi:DigitalExportSDRight>
  <rmpi:DigitalExportHDRight>
    <rmpi:DigitalExportRightFlagNotGranted>not granted
  </rmpi:DigitalExportRightFlagNotGranted>
  </rmpi:DigitalExportHDRight>
  <rmpi:SecurityLevel>level 3</rmpi:SecurityLevel>
  <rmpi:GeographicalControl>Any</rmpi:GeographicalControl>
</rmpi:AnyDomainRights>
</RMPIDescription>
</RMPITable>
</tva2Main>

```

8 RMPI cookbook examples and scenarios

8.1 Introduction

The following illustrates how the TVA-RMPI specification (TS 102 822-5-1 [7]) may be used as a standalone specification or may be integrated with other technologies to enable key business scenarios. These examples are not exhaustive and do not cover all combinations of RMPI field settings. It is anticipated that there will be many other business models that are not illustrated and will require other combinations of RMPI field settings.

8.2 RMP system dependencies

"RMP systems" are defined as those systems which recognize and enforce RMPI grants. It is understood that for RMPI to be effectively used within RMP systems that compliance bodies must establish specific rules for associated functions and components.

8.3 RMP concepts

8.3.1 Copy control versus playback control

RMPI regulates the use of governed content, but does not regulate its movement. In a digital era, the movement of content files is difficult to constrain. However, the use of such files can be managed using trusted systems, including cryptographic techniques and DRM technologies. By managing the use of protected content files, the legacy copy control models can be replicated in a digital environment.

8.3.2 Targeting content consumption and usage with RMPI

Usage control is expressed in terms of RMP domains. An RMP domain is defined as a set of TVA-RMP compliant devices that are securely bound to each other for the purpose of exchanging protected content. It is left to the compliance bodies that adopt TVA-RMP specifications to refine this definition in terms of their specific requirements.

TVA-RMPI distinguishes rights issued to all the domains that originally receive the broadcast transmission of content ("Receiving Domain") from rights granted to RMP-compliant domains that may subsequently receive the same content from other than the original source ("Any Domain").

According to the RMPI settings, the use of content can be limited to those domains that received the original broadcast. RMPI settings can also enable the usage of shared content between RMP compliant domains.

Rights can be dynamically updated in all of the above cases through the use of "Extend Rights". "Extend Rights" is used by RMP devices to request the delivery of rights to specific uniquely identified domains.

8.3.3 "Export Rights" as distinct from "Play Right"

The "Play Right" is limited to rendering on a TVA-RMP compliant device only. Rendering on non-RMP compliant devices (e.g. a legacy display) requires the transfer of content usage from the TVA-RMP device to the non-RMP device and this right is not included in the semantic of "Play Right".

The transfer of content usage from TVA-RMP to non-RMP systems is addressed through the use of export rights ("Analogue Export Right", "HD Digital Export Right", "SD Digital Export Right"). Conditions on these rights can be applied to permit the rendering of content which achieves the same effect as "do not redistribute" in a broadcast environment.

RMPI includes information to regulate the release of governed content to systems that do not recognize RMPI. The specification of these rights is handled through the export rights.

8.3.4 RMP / non-RMP interoperability

The purpose of granting the export right is to permit interoperability with non-RMP compliant systems. If the export right is not granted, then the release of content from an RMP compliant system is prohibited. For example, a "Play Right" granted without any export right would permit rendering of content only by an RMP compliant display device. Alternatively an "Analogue Export Right" would permit content to be delivered to a legacy playback device.

8.4 Lifecycle of RMPI

RMPI can exist in two successive phases; RMPI-MB and RMPI-M. RMPI-MB is transmitted in conjunction with the broadcast signal. At the time of reception in the end user's TVA-RMP Domain it is converted to RMPI-M. Rights that are granted to the Receiving Domain and Single Point of Control (if present) in RMPI-MB are carried over in RMPI-M. Generic references to the Receiving Domain and Single Point of Control (if present) in RMPI-MB are translated into specific references through the explicit statement of Identifiers in RMPI-M. In order to maintain the persistence of the rights assigned by the broadcaster or content provider, a TVA-RMP compliant receiver shall not change any other value in RMPI. Rights granted to Any Domain are always carried over unchanged from RMPI-MB to RMPI-M.

8.5 Compliance

Implementations of TV-Anytime RMP specifications are anticipated to take place under compliance regimes that will enforce the implementation of a given scenario to meet the needs of a respective product space, market segment or other defined environment.

Compliance bodies may also manage certification and revocation infrastructure, and otherwise administer services to vendors of approved implementations of standards-based solutions.

Compliance bodies also define, amongst other things, rules of operation, robustness, approved device behaviours, applicable trademark and logo licensing, and the certification and registration of trusted entities approved as compliant. While in principle compliance issues may be handled by individual implementers, it is anticipated that compliance will in general be provided by entities offering compliance certification operating on a regional or market-specific basis.

It is left to the compliance body to establish what constitutes an RMP device. For example, an analogue display device within a chassis of a digital PDR might still be considered an RMP device according to a given compliance regime.

8.6 Scenarios

8.6.1 Scenario 1: Free-To-Air broadcast with no redistribution/viewing control

Intent

Free-To-Air content is broadcast over the air with no usage constraints.

The Free-To-Air content with the grant below is allowed to migrate without further redress from the broadcaster and can be consumed anywhere. It can be exported out of the trusted platform. The content could equally have been delivered initially over the Internet.

Table 4: Grant carried in RMPI-MB for scenario 1

Function	Semantic		Value
Grant to:	"Receiving Domain" - can be single device or more.		
Right	Play: play_right_flag		1
	Export	Analogue Export: analogue_export_right_flag	1
		Digital SD Export: digital_export_SD_flag	1
		Digital HD Export: digital_export_HD_flag	1
Constraints	Geographic Control:	Not asserted	N/A
	Single point of control:	Not asserted	0
	Simultaneous Rendering Count	Not asserted	0
	Physical Proximity:	Not asserted	0
	Buffer Duration:	Not asserted	00
	Time Window Start/End:	Start: Not asserted	0x0000
		End: Not asserted	0xFFFF
	SD Digital Export Control:	Not asserted	00
	HD Digital Export Control:	Not asserted	00
Analogue Export Signalling:	Not asserted	00	
Analogue SD Control:	Not asserted	0	
Grant to:	"Any Domain" - can be single device or more		
Right	Play		1
	Export	Analogue Export	1
		Digital SD Export	1
		Digital HD Export	1
Constraints	Geographic Control:	Not asserted	N/A
	Single Point of Control:	Not asserted	0
	Buffer Duration:	Not asserted	00
	Time Window Start/End:	Start: Not asserted	0x0000
		End: Not asserted	0xFFFF
	SD Digital Export Control:	Not asserted	00
	HD Digital Export Control:	Not asserted	00
	Analogue Export Signalling:	Not asserted	00
Analogue SD Control:	Not asserted	0	
Identifiers	Domain	Not asserted	N/A
	Single Point of Control	Not asserted	N/A
Ancillary applies to both grants			
Ancillary	Cipher Algorithm	No cipher	0x0
	Scrambling control:	Maintain Original	0
	Version of RMPI	Compliance Tag	15 bits
	Origin of RMPI:	Broadcaster ID	128 bits
	RMPI-Type flag	RMPI-MB	0
Extend Rights Apply to both grants			
Extend Rights	Extend Right Granted	Not Granted	0
	Security Level	As per compliance	00
	Source of Additional Rights	Not Granted	Null

The RMPI-M grant is the same except for two fields, namely:

- Domain Id will carry the identifier of the Receiving Domain.
- RMPI-Type flag will be 1 (i.e. RMPI-M).

Comments

The export rights are granted to address legacy devices e.g. digital/analogue displays that are not RMP compliant.

"Extend Rights" is not granted since all rights have already been granted.

The grant to the Receiving Domain could be omitted in both RMPI-MB and RMPI-M since the business model makes no distinction between Receiving Domain and Any Domain.

The scrambling control is set to "*maintain original scrambling*" meaning that the TVA-RMP receiver does not perform any scrambling or descrambling operation upon acquisition. The cipher field is set to "*no cipher*" because the content was not originally scrambled and has been maintained in this state.

8.6.2 Scenario 2: Free-To-Air broadcast without authorized redistribution over the Internet

Intent

Free-To-Air content is broadcast over air with redistribution constraints. Content is not authorized to be redistributed by the user over the Internet. Content can be freely redistributed within the home environment.

This is the same as Scenario 1, but with the audience constrained to the receiver base at the time of broadcast. That is, content copying between target audience members or between target/non target audience members is not allowed, though personal storage onto external removal media is permitted. In such a case, the removable copy is not bound to the domain in which it was created.

Table 5: Grants carried in RMPI-MB for scenario 2

Function	Semantic		Value
Grant to:	"Receiving Domain" - can be single device or more.		
Right	Play: play_right_flag		1
	Export	Analogue Export: analogue_export_right_flag	1
		Digital SD Export: digital_export_SD_flag	1
		Digital HD Export: digital_export_HD_flag	1
Constraints	Geographic Control:	Not asserted	N/A
	Single point of control:	Not asserted	0
	Simultaneous Rendering Count	Not asserted	0
	Physical Proximity:	Asserted	1
	Buffer Duration:	Not asserted	00
	Time Window Start/End:	Start: Not asserted	0x0000
		End: Not asserted	0xFFFF
	SD Digital Export Control:	Device /media bound + immediate viewing through Ext CP	10
	HD Digital Export Control:	Device /media bound + immediate viewing through Ext CP	10
	Analogue Export Signalling:	Not asserted	0
Identifiers	Analogue SD Control:	Not asserted	0
	Domain	Not asserted	N/A
	Single Point of Control	Not asserted	N/A
Grant to:	"Any Domain" - can be single device or more		
Right	Play		0
	Export	Analogue Export	0
		Digital SD Export	0
		Digital HD Export	0
Constraints	Geographic Control:	Not asserted	N/A
	Single Point of Control:	Not asserted	0
	Buffer Duration:	Not asserted	00
	Time Window Start/End:	Start: Not asserted	0x0000
		End: Not asserted	0xFFFF
	SD Digital Export Control:	Not asserted	00
	HD Digital Export Control:	Not asserted	00
	Analogue Export Signalling:	Not asserted	00
Analogue SD Control:	Not asserted	0	
Ancillary applies to both grants			
Ancillary	Cipher Algorithm	No cipher	0x0
	Scrambling control:	Maintain Original	0
	Version of RMPI	Compliance Tag	15 bits
	Origin of RMPI:	Broadcaster ID	128 bits
	RMPI-Type flag	RMPI-MB	0

Function	Semantic		Value
Extend Rights Apply to both grants			
Extend Rights	Extend Right Granted	Not Granted	0
	Security Level	As per compliance	00
	Source of Additional Rights	Not Granted	Null

The RMPI-M grant is the same except for two fields, namely:

- Domain Id will carry the identifier of the Receiving Domain.
- RMPI-Type flag will be 1 (i.e. RMPI-M).

Comments

Since redistribution over the Internet is not permitted, no rights are granted to Any Domain.

In order to support legacy usage models such as copy to a VHS or a DVD-R, export rights are granted. However, in the case of digital export, the following constraint has been applied: "*export condition asserted, bound to device or media, includes immediate viewing. Hand-off to compliance body certified non-RMP content protection systems only is permitted*". This means that export can only take place to non-RMP content protection systems that prevent redistribution over the Internet as approved by the compliance body.

The RMPI-MB described in the scenario is functionally equivalent to the ATSC redistribution control descriptor (broadcast flag).

8.6.3 Scenario 3: Free-To-Air broadcast with content consumption constrained to a geographical area

Intent

Free-To-Air content is broadcast over air with geographical constraints: Content is not authorized to be consumed outside a given geographical area.

Table 6: Grants carried in RMPI-MB for scenario 3

Function	Semantic		Value	
Grant to:	"Receiving Domain" - can be single device or more.			
Right	Export	Play: play_right_flag	1	
		Analogue Export: analogue_export_right_flag	1	
		Digital SD Export: digital_export_SD_flag	1	
		Digital HD Export: digital_export_HD_flag	1	
Constraints	Geographic Control:		Asserted	
	Single point of control:		Not asserted	
	Simultaneous Rendering Count		Not asserted	
	Physical Proximity:		Not asserted	
	Buffer Duration:		Not asserted	
	Time Window Start/End:		Start: Not asserted	0x0000
			End: Not asserted	0xFFFF
	SD Digital Export Control:		Device /media bound + immediate viewing through Ext CP	10
	HD Digital Export Control:		Device /media bound + immediate viewing through Ext CP	10
	Analogue Export Signalling:		Not asserted	0
Analogue SD Control:		Not asserted	0	
Identifiers	Domain		Not asserted	
	Single Point of Control		Not asserted	

Function	Semantic		Value
Grant to:	"Receiving Domain" - can be single device or more.		
Right	Play: play_right_flag		1
	Export	Analogue Export: analogue_export_right_flag	1
		Digital SD Export: digital_export_SD_flag	1
		Digital HD Export: digital_export_HD_flag	1
Constraints	Geographic Control:	Asserted	UK
	Single point of control:	Not asserted	0
	Simultaneous Rendering Count	Not asserted	0
	Physical Proximity:	Not asserted	0
	Buffer Duration:	Not asserted	00
	Time Window Start/End:	Start: Not asserted	0x0000
		End: Not asserted	0xFFFF
	SD Digital Export Control:	Device /media bound + immediate viewing through Ext CP	10
	HD Digital Export Control:	Device /media bound + immediate viewing through Ext CP	10
	Analogue Export Signalling:	Not asserted	0
Analogue SD Control:	Not asserted	0	
Identifiers	Domain	Not asserted	N/A
	Single Point of Control	Not asserted	N/A
Grant to:	"Any Domain" - can be single device or more		
Right	Play		1
	Export	Analogue Export	1
		Digital SD Export	1
		Digital HD Export	1
Constraints	Geographic Control:	Asserted	UK
	Single Point of Control:	Not asserted	0
	Buffer Duration:	Not asserted	00
	Time Window Start/End:	Start: Not asserted	0x0000
		End: Not asserted	0xFFFF
	SD Digital Export Control:	Device /media bound + immediate viewing through Ext CP	10
	HD Digital Export Control:	Device /media bound + immediate viewing through Ext CP	10
	Analogue Export Signalling:	Not asserted	00
Analogue SD Control:	Not asserted	0	
Ancillary applies to both grants			
Ancillary	Cipher Algorithm	No cipher	0x0
	Scrambling control:	Maintain Original	0
	Version of RMPI	Compliance Tag	15 bits
	Origin of RMPI:	Broadcaster ID	128 bits
	RMPI-Type flag	RMPI-MB	0
Extend Rights Apply to both grants			
Extend Rights	Extend Right Granted	Not Granted	0
	Security Level	As per compliance	00
	Source of Additional Rights	Not Granted	Null

The RMPI-M grant is the same except for two fields, namely:

- Domain Id will carry the identifier of the Receiving Domain.
- RMPI-Type flag will be 1 (i.e. RMPI-M).

Comments

The compliance body has specified territories, e.g. "UK", for geographical control purposes.

The grant to the Receiving Domain could be omitted in both RMPI-MB and RMPI-M since the business model makes no distinction between Receiving Domain and Any Domain.

In order to support legacy usage models such as copy to a VHS or a DVD-R, export rights are granted. In the case of digital export, the following constraint has been applied: *"export condition asserted, bound to device or media, includes immediate viewing. Hand-off to compliance body certified non-RMP content protection systems only is permitted"*. This means that export can occur only to non-RMP compliant content protection systems that cannot be used to circumvent the geographical restriction as approved by the compliance body. If a content protection system has not the latter property, content restricted to a geographical area may not be exported to that content protection system.

8.6.4 Scenario 4: Free-To-Air content with viewing and redistribution controls

Intent

This scenario explores the time limited control of broadcast content.

Table 7: Grants carried in RMPI-MB for scenario 4

Function	Semantic		Value
Grant to:	"Receiving Domain" - can be single device or more.		
Right	Play: play_right_flag		1
	Export	Analogue Export: analogue_export_right_flag	1
		Digital SD Export: digital_export_SD_flag	1
		Digital HD Export: digital_export_HD_flag	1
Constraints	Geographic Control:	Not asserted	N/A
	Single point of control:	Not asserted	0
	Simultaneous Rendering Count	Not asserted	0
	Physical Proximity:	Not asserted	0
	Buffer Duration:	Not asserted	00
	Time Window Start/End:	Start:March2004	0x01D1
		End: 10 days later	0x01DB
	SD Digital Export Control:	Immediate Viewing	11
	HD Digital Export Control:	Immediate Viewing	11
Analogue Export Signalling:	Immediate Viewing	10	
Analogue SD Control:	Not asserted	0	
Identifiers	Domain	Not asserted	N/A
	Single Point of Control	Not asserted	N/A
Grant to:	"Any Domain" - can be single device or more		
Right	Play		1
	Export	Analogue Export	1
		Digital SD Export	1
		Digital HD Export	1
Constraints	Geographic Control:	Not asserted	N/A
	Single Point of Control:	Not asserted	0
	Buffer Duration:	Not asserted	00
	Time Window Start/End:	Start:March2004	0x01D1
		End: 10 days later	0x01DB
	SD Digital Export Control:	Immediate Viewing	11
	HD Digital Export Control:	Immediate Viewing	11
Analogue Export Signalling:	Immediate Viewing	10	
Analogue SD Control:	Not asserted	0	
Ancillary applies to both grants			
Ancillary	Cipher Algorithm	No cipher	0x0
	Scrambling control:	Maintain Original	0
	Version of RMPI	Compliance Tag	15 bits
	Origin of RMPI:	Broadcaster ID	128 bits
	RMPI-Type flag	RMPI-MB	0
Extend Rights Apply to both grants			
Extend Rights	Extend Right Granted	Granted	1
	Security Level	As per compliance	00
	Source of Additional Rights	Broadcast Broker	RMPI.com

The RMPI-M grant is the same except for two fields, namely:

- Domain Id will carry the identifier of the Receiving Domain.
- RMPI-Type flag will be 1 (i.e. RMPI-M).

Comments

Export only permitted through external copy protection system for immediate viewing purposes.

"Extend Rights" is granted to allow the user to extend the content viewing window.

The grant to the Receiving Domain could be omitted in both RMPI-MB and RMPI-M since the business model makes no distinction between Receiving Domain and Any Domain.

8.6.5 Scenario 5: Free-To-Air broadcast without support for legacy receivers

Intent

This scenario assumes a wide use of RMPI. There is no need to support legacy devices and therefore there is no need to grant export rights.

Table 8: Grants carried in RMPI-MB for scenario 5

Function	Semantic		Value
Grant to:	"Receiving Domain" - can be single device or more.		
Right	Play: play_right_flag		1
	Export	Analogue Export: analogue_export_right_flag	0
		Digital SD Export: digital_export_SD_flag	0
		Digital HD Export: digital_export_HD_flag	0
Constraints	Geographic Control:	Not asserted	N/A
	Single point of control:	Not asserted	0
	Simultaneous Rendering Count	Not asserted	0
	Physical Proximity:	Not asserted	0
	Buffer Duration:	Not asserted	00
	Time Window Start/End:	Start: Not asserted	0x0000
		End: Not asserted	0xFFFF
	SD Digital Export Control:	Not asserted	00
	HD Digital Export Control:	Not asserted	00
Analogue Export Signalling:	Not asserted	00	
Analogue SD Control:	Not asserted	0	
Identifiers	Domain	Not asserted	N/A
	Single Point of Control	Not asserted	N/A
Grant to:	"Any Domain" - can be single device or more		
Right	Play		1
	Export	Analogue Export	0
		Digital SD Export	0
		Digital HD Export	0
Constraints	Geographic Control:	Not asserted	N/A
	Single Point of Control:	Not asserted	0
	Buffer Duration:	Not asserted	00
	Time Window Start/End:	Start: Not asserted	0x0000
		End: Not asserted	0xFFFF
	SD Digital Export Control:	Not asserted	00
	HD Digital Export Control:	Not asserted	00
	Analogue Export Signalling:	Not asserted	00
Analogue SD Control:	Not asserted	0	

Function	Semantic		Value
Grant to:	"Receiving Domain" - can be single device or more.		
Right	Play: play_right_flag		1
	Export	Analogue Export: analogue_export_right_flag	0
		Digital SD Export: digital_export_SD_flag	0
		Digital HD Export: digital_export_HD_flag	0
Constraints	Geographic Control:	Not asserted	N/A
	Single point of control:	Not asserted	0
	Simultaneous Rendering Count	Not asserted	0
	Physical Proximity:	Not asserted	0
	Buffer Duration:	Not asserted	00
	Time Window Start/End:	Start: Not asserted	0x0000
		End: Not asserted	0xFFFF
	SD Digital Export Control:	Not asserted	00
	HD Digital Export Control:	Not asserted	00
	Analogue Export Signalling:	Not asserted	00
Analogue SD Control:	Not asserted	0	
Identifiers	Domain	Not asserted	N/A
	Single Point of Control	Not asserted	N/A
Grant to:	"Any Domain" - can be single device or more		
Right	Play		1
	Export	Analogue Export	0
		Digital SD Export	0
		Digital HD Export	0
Constraints	Geographic Control:	Not asserted	N/A
	Single Point of Control:	Not asserted	0
	Buffer Duration:	Not asserted	00
	Time Window Start/End:	Start: Not asserted	0x0000
		End: Not asserted	0xFFFF
	SD Digital Export Control:	Not asserted	00
	HD Digital Export Control:	Not asserted	00
	Analogue Export Signalling:	Not asserted	00
Analogue SD Control:	Not asserted	0	
Ancillary applies to both grants			
Ancillary	Cipher Algorithm	No cipher	0x0
	Scrambling control:	Maintain Original	0
	Version of RMPI	Compliance Tag	15 bits
	Origin of RMPI:	Broadcaster ID	128 bits
	RMPI-Type flag	RMPI-MB	0
Extend Rights Apply to both grants			
Extend Rights	Extend Right Granted	Not granted	0
	Security Level	As per compliance	00
	Source of Additional Rights	Not granted	Null

The RMPI-M grant is the same except for two fields, namely:

- Domain Id will carry the identifier of the Receiving Domain.
- RMPI-Type flag will be 1 (i.e. RMPI-M).

Comments

"Extend Rights" is not granted since the only new right the user may be granted is an export right.

The grant to the Receiving Domain could be omitted in both RMPI-MB and RMPI-M since the business model makes no distinction between Receiving Domain and Any Domain.

8.6.6 Scenario 6: Free-To-Air live streaming

Intent

Public service content is streamed in the clear over the Internet for immediate viewing only. This is currently the situation for some public service radio services.

Table 9: Grants carried in RMPI-MB for scenario 6

Function	Semantic		Value
Grant to:	"Receiving Domain" - can be single device or more.		
Right	Play: play_right_flag		1
	Export	Analogue Export: analogue_export_right_flag	0
		Digital SD Export: digital_export_SD_flag	0
		Digital HD Export: digital_export_HD_flag	0
Constraints	Geographic Control:		Not asserted
	Single point of control:		Not asserted
	Simultaneous Rendering Count		Not asserted
	Physical Proximity:		Asserted
	Buffer Duration:		Immediate Viewing
	Time Window Start/End:		Start: Not asserted
			End: Not asserted
	SD Digital Export Control:		Not asserted
	HD Digital Export Control:		Not asserted
Analogue Export Signalling:		Not asserted	
Analogue SD Control:		Not asserted	
Identifiers	Domain		Not asserted
	Single Point of Control		Not asserted
Grant to:	"Any Domain" - can be single device or more		
Right	Play		0
	Export	Analogue Export	0
		Digital SD Export	0
		Digital HD Export	0
Constraints	Geographic Control:		Not asserted
	Single Point of Control:		Not asserted
	Buffer Duration:		Not asserted
	Time Window Start/End:		Start: Not asserted
			End: Not asserted
	SD Digital Export Control:		Not asserted
	HD Digital Export Control:		Not asserted
	Analogue Export Signalling:		Not asserted
Analogue SD Control:		Not asserted	
Ancillary applies to both grants			
Ancillary	Cipher Algorithm		No cipher
	Scrambling control:		Maintain Original
	Version of RMPI		Compliance Tag
	Origin of RMPI:		Broadcaster ID
	RMPI-Type flag		RMPI-MB
Extend Rights Apply to both grants			
Extend Rights	Extend Right Granted		Not Granted
	Security Level		As per compliance
	Source of Additional Rights		Null (not granted)

The RMPI-M grant is the same except for two fields, namely:

- Domain Id will carry the identifier of the Receiving Domain.
- RMPI-Type flag will be 1 (i.e. RMPI-M).

Comments

Since content is meant only for immediate viewing, there is no need to grant rights to domains other than the receiving one.

The proximity control is aimed at preventing live redistribution via Wide Area Networks.

8.6.7 Scenario 7: Scrambled Free-To-Air

Intent

Scrambled Free-To-Air content is broadcast carrying RMPI-MB. If the user has registered, the receiver hands over content to the user's private domain. Content is descrambled in the receiver.

This model is similar to the Japanese Free-To-Air broadcast where content is scrambled for transmission.

Table 10: Grants carried in RMPI-MB for scenario 7

Function	Semantic		Value
Grant to:	"Receiving Domain" - can be single device or more.		
Right	Play: play_right_flag		1
	Export	Analogue Export: analogue_export_right_flag	1
		Digital SD Export: digital_export_SD_flag	1
		Digital HD Export: digital_export_HD_flag	1
Constraints	Geographic Control:	Not asserted	N/A
	Single point of control:	Not asserted	0
	Simultaneous Rendering Count	Not asserted	0
	Physical Proximity:	Not asserted	0
	Buffer Duration:	Not asserted	00
	Time Window Start/End:	Start: Not asserted	0x0000
		End: Not asserted	0xFFFF
	SD Digital Export Control:	Device /media bound + immediate viewing through Ext CP	10
	HD Digital Export Control:	Device /media bound + immediate viewing through Ext CP	10
	Analogue Export Signalling:	Not asserted	00
Analogue SD Control:	Not asserted	0	
Identifiers	Domain	Not asserted	N/A
	Single Point of Control	Not asserted	N/A
Grant to:	"Any Domain" - can be single device or more		
Right	Play		0
	Export	Analogue Export	0
		Digital SD Export	0
		Digital HD Export	0
Constraints	Geographic Control:	Not asserted	N/A
	Single Point of Control:	Not asserted	0
	Buffer Duration:	Not asserted	00
	Time Window Start/End:	Start: Not asserted	0x0000
		End: Not asserted	0xFFFF
	SD Digital Export Control:	Not asserted	00
	HD Digital Export Control:	Not asserted	00
Analogue Export Signalling:	Not asserted	00	
Analogue SD Control:	Not asserted	0	
Ancillary applies to both grants			
Ancillary	Cipher Algorithm	No cipher	0x0
	Scrambling control:	Change scrambling	1
	Version of RMPI	Compliance Tag	15 bits
	Origin of RMPI:	Broadcaster ID	128 bits
	RMPI-Type flag	RMPI-MB	0
Extend Rights Apply to both grants			
Extend Rights	Extend Right Granted	Not Granted	0
	Security Level	As per compliance	00
	Source of Additional Rights	Null (not granted)	Null

The RMPI-M grant is the same except for two fields, namely:

- Domain Id will carry the identifier of the Receiving Domain.
- RMPI-Type flag will be 1 (i.e. RMPI-M).

Comments

The scrambling control is set to "*change scrambling*" so that content is descrambled in the receiver. The receiver knows which scrambling algorithm was originally used (e.g. M2 or Camellia). Since the cipher field is set to "*no cipher*", the receiver will not re-scramble the content but hand it over in the clear to the TVA-RMP system.

"Digital Export" is granted but only to copy protection systems authorized by the compliance body. The external copy protection system will apply the "*immediate viewing*" or "*bound to device/media*" restriction.

No rights are granted to Any Domain so as to prevent unauthorized redistribution, which is the primary reason why the content was scrambled over transmission.

8.6.8 Scenario 8: Pay-TV subscription with limited number of simultaneous consumptions

Intent

Content is broadcast under the control of a CA system and the pay-TV receiver manages the handover of control to the TV-Anytime RMP system in order to enable persistent content protection in the Receiving Domain.

The contract between the pay-TV provider and the subscriber which is enforced through the CA system stipulates that simultaneous rendering of the services is limited to a certain number (2 in this example) of rendering devices. The RMP system is used to enforce this rule in the Receiving Domain.

Table 11: Grants carried in RMPI-MB for scenario 8

Function	Semantic		Value
Grant to:	"Receiving Domain" - can be single device or more.		
Right	Play: play_right_flag		1
	Export	Analogue Export: analogue_export_right_flag	1
		Digital SD Export: digital_export_SD_flag	1
		Digital HD Export: digital_export_HD_flag	1
Constraints	Geographic Control:	Not asserted	N/A
	Single point of control:	Asserted	1
	Simultaneous Rendering Count	Asserted	2
	Physical Proximity:	Asserted	1
	Buffer Duration:	Not asserted	00
	Time Window Start/End:	Start: 01 June 2005	0x0205
		End: 30 June 2005	0x0222
	SD Digital Export Control:	Asserted: immediate viewing	11
	HD Digital Export Control:	Asserted: immediate viewing	11
	Analogue Export Signalling:	Not asserted	00
Analogue SD Control:	Not asserted	0	
Identifiers	Domain	Not asserted	N/A
	Single Point of Control	Not asserted	N/A
Grant to:	"Any Domain" - can be single device or more		
Right	Play		0
	Export	Analogue Export	0
		Digital SD Export	0
		Digital HD Export	0
Constraints	Geographic Control:	Not asserted	N/A
	Single Point of Control:	Not asserted	0
	Buffer Duration:	Not asserted	00
	Time Window Start/End:	Start: Not asserted	0x0000
		End: Not asserted	0xFFFF
	SD Digital Export Control:	Not asserted	00
	HD Digital Export Control:	Not asserted	00
	Analogue Export Signalling:	Not asserted	00
Analogue SD Control:	Not asserted	0	

Function	Semantic		Value
Grant to:	"Receiving Domain" - can be single device or more.		
Right	Play: play_right_flag		1
	Export	Analogue Export: analogue_export_right_flag	1
		Digital SD Export: digital_export_SD_flag	1
		Digital HD Export: digital_export_HD_flag	1
Constraints	Geographic Control:	Not asserted	N/A
	Single point of control:	Asserted	1
	Simultaneous Rendering Count	Asserted	2
	Physical Proximity:	Asserted	1
	Buffer Duration:	Not asserted	00
	Time Window Start/End:	Start: 01 June 2005	0x0205
		End: 30 June 2005	0x0222
	SD Digital Export Control:	Asserted: immediate viewing	11
	HD Digital Export Control:	Asserted: immediate viewing	11
	Analogue Export Signalling:	Not asserted	00
Analogue SD Control:	Not asserted	0	
Identifiers	Domain	Not asserted	N/A
	Single Point of Control	Not asserted	N/A
Grant to:	"Any Domain" - can be single device or more		
Right	Play		0
	Export	Analogue Export	0
		Digital SD Export	0
		Digital HD Export	0
Constraints	Geographic Control:	Not asserted	N/A
	Single Point of Control:	Not asserted	0
	Buffer Duration:	Not asserted	00
	Time Window Start/End:	Start: Not asserted	0x0000
		End: Not asserted	0xFFFF
	SD Digital Export Control:	Not asserted	00
	HD Digital Export Control:	Not asserted	00
	Analogue Export Signalling:	Not asserted	00
Analogue SD Control:	Not asserted	0	
Ancillary applies to both grants			
Ancillary	Cipher Algorithm	AES	0x1
	Scrambling control:	Change scrambling	1
	Version of RMPI	Compliance Tag	15 bits
	Origin of RMPI:	Broadcaster ID	128 bits
	RMPI-Type flag	RMPI-MB	0
Extend Rights Apply to both grants			
Extend Rights	Extend Right Granted	Not Granted	0
	Security Level	As per compliance	00
	Source of Additional Rights	Null (not granted)	Null

The RMPI-M grant is the same except for three fields, namely:

- Domain Id will carry the identifier of the Receiving Domain.
- RMPI-Type flag will be 1 (i.e. RMPI-M).
- Single Point of Control Id will carry the identifier of the device that is the Single Point of Control.

Comments

This example assumes that the CA system uses RMPI-MB to convey rights to the domain. In practice, this may not happen since those rights might be carried in proprietary CA messages. Therefore, in such a case, there would be no RMPI-MB.

Since the initial acquisition of the content is governed by a CA system, rights are only granted to the Receiving Domain.

"Analogue Export" is granted to address legacy analogue displays. The Analogue_Export_Signalling condition is not asserted in order to enable export of the content to VHS tapes.

"SD Digital Export" and "HD Digital Export" are granted to address digital displays that are not TVA-RMP compliant. The SD and HD digital export controls are set to *"export condition asserted, immediate viewing only. Hand-off to compliance body certified non-RMP content protection system only is permitted"*. This is to ensure that no further copies of the content are made when digital export occurs.

"Single Point of Control" is asserted to enable simultaneous rendering count. The simultaneous rendering count condition is set to "2". This is to ensure persistence of the incoming CA usage rules in the Receiving Domain.

"Proximity Control" is asserted because the pay-TV contract does not allow content retransmission over a Wide-Area-Network.

The "Time Window" is asserted so that the grant is only valid for the period of entitlement as expressed by the CA. Since the time window is asserted, the buffer duration condition is not asserted.

The scrambling control bit is set to "1" to indicate that the broadcast scrambling has to be replaced by the cipher as specified by the cipher field.

8.6.9 Scenario 9: Push Content

Intent

Content is pushed to the Receiving Domain without any rendering rights ("Play", "Analogue Export", "HD Digital Export", "SD Digital Export") in a speculative manner by the service provider. "Extend Rights" is granted so that the user can acquire those rendering rights on an individual basis.

When the user wishes to view the content, the Extent Rights right is exercised. The RMP subsystem in the PDR contacts the source of additional rights (the CA system) so that the transaction to acquire the new rights is performed via the device user interface.

In the background, the CA system authorizes the user and generates new grants expressed in a new instance of RMPI-M.

Table 12: Grants carried in RMPI-MB for scenario 9

Function	Semantic		Value	
Grant to:	"Receiving Domain" - can be single device or more.			
Right	Play: play_right_flag		0	
	Export	Analogue Export: analogue_export_right_flag	0	
		Digital SD Export: digital_export_SD_flag	0	
		Digital HD Export: digital_export_HD_flag	0	
Constraints	Geographic Control:		Not asserted	
	Single point of control:		Not asserted	
	Simultaneous Rendering Count		Not asserted	
	Physical Proximity:		Not asserted	
	Buffer Duration:		Not asserted	
	Time Window Start/End:		Start: Not asserted	0x0000
			End: Not asserted	0xFFFF
	SD Digital Export Control:		Not asserted	
	HD Digital Export Control:		Not asserted	
Analogue Export Signalling:		Not asserted		
Analogue SD Control:		Not asserted		
Identifiers	Domain		Not asserted	
	Single Point of Control		Not asserted	

Function	Semantic		Value
Grant to:	"Receiving Domain" - can be single device or more.		
Right	Play: play_right_flag		0
	Export	Analogue Export: analogue_export_right_flag	0
		Digital SD Export: digital_export_SD_flag	0
		Digital HD Export: digital_export_HD_flag	0
Constraints	Geographic Control:	Not asserted	N/A
	Single point of control:	Not asserted	0
	Simultaneous Rendering Count	Not asserted	0
	Physical Proximity:	Not asserted	0
	Buffer Duration:	Not asserted	00
	Time Window Start/End:	Start: Not asserted	0x0000
		End: Not asserted	0xFFFF
	SD Digital Export Control:	Not asserted	00
	HD Digital Export Control:	Not asserted	00
	Analogue Export Signalling:	Not asserted	00
Analogue SD Control:	Not asserted	0	
Identifiers	Domain	Not asserted	N/A
	Single Point of Control	Not asserted	N/A
Grant to:	"Any Domain" - can be single device or more		
Right	Play		0
	Export	Analogue Export	0
		Digital SD Export	0
		Digital HD Export	0
Constraints	Geographic Control:	Not asserted	N/A
	Single Point of Control:	Not asserted	0
	Buffer Duration:	Not asserted	00
	Time Window Start/End:	Start: Not asserted	0x0000
		End: Not asserted	0xFFFF
	SD Digital Export Control:	Not asserted	00
	HD Digital Export Control:	Not asserted	00
	Analogue Export Signalling:	Not asserted	00
Analogue SD Control:	Not asserted	0	
Ancillary applies to both grants			
Ancillary	Cipher Algorithm	DVB CSA 2	0x4
	Scrambling control:	Change scrambling	0
	Version of RMPI	Compliance Tag	15 bits
	Origin of RMPI:	Broadcaster ID	128 bits
	RMPI-Type flag	RMPI-MB	0
Extend Rights Apply to both grants			
Extend Rights	Extend Right Granted	Granted	1
	Security Level	As per compliance	00
	Source of Additional Rights	CA System Id	CA_A

The RMPI-M grant depends on the rights purchased by the user.

Comments

No rights are originally granted for the Receiving Domain and for Any Domain.

The user has to exercise the "Extend Rights" right to consume the content.

8.6.10 Scenario 10: Pay-Per-View Content, "buy to keep"

Intent

Content is delivered under control of a CA system as part of a pay-per-view service. The user purchases the right to keep the content without time restriction for consumption within his private domain.

Control of the content is handed over from the CA system to the TVA-RMP system by the pay television receiver.

Table 13: Grants carried in RMPI-M for scenario 10

Function	Semantic		Value	
Grant to:	"Receiving Domain" - Domain ID specified.			
Right	Play: play_right_flag		1	
	Export	Analogue Export: analogue_export_right_flag	1	
		Digital SD Export: digital_export_SD_flag	1	
		Digital HD Export: digital_export_HD_flag	1	
Constraints	Geographic Control:		Not asserted	
	Single point of control:		Not asserted	
	Simultaneous Rendering Count		Not asserted	
	Physical Proximity:		Not asserted	
	Buffer Duration:		Not asserted	
	Time Window Start/End:		Start: Not asserted	0x0000
			End: Not asserted	0xFFFF
	SD Digital Export Control:		Asserted: immediate viewing	11
	HD Digital Export Control:		Asserted: immediate viewing	11
Analogue Export Signalling:		Asserted: immediate viewing	10	
Analogue SD Control:		Not asserted	0	
Identifiers	Domain		User domain Id	
	Single Point of Control		Not asserted	
Grant to:	"Any Domain" - can be single device or more			
Right	Play		0	
	Export	Analogue Export		0
		Digital SD Export		0
		Digital HD Export		0
Constraints	Geographic Control:		Not asserted	
	Single Point of Control:		Not asserted	
	Buffer Duration:		Not asserted	
	Time Window Start/End:		Start: Not asserted	0x0000
			End: Not asserted	0xFFFF
	SD Digital Export Control:		Not asserted	00
	HD Digital Export Control:		Not asserted	00
	Analogue Export Signalling:		Not asserted	00
Analogue SD Control:		Not asserted	0	
Ancillary applies to both grants				
Ancillary	Cipher Algorithm		AES	
	Scrambling control:		Change scrambling	
	Version of RMPI		Compliance Tag	
	Origin of RMPI:		Broadcaster ID	
	RMPI-Type flag		RMPI-M	
Extend Rights Apply to both grants				
Extend Rights	Extend Right Granted		Not Granted	
	Security Level		As per compliance	
	Source of Additional Rights		Null (not granted)	

Comments

There is no RMPI-MB because the CA generates RMPI-M locally.

There is no grant for Any Domain because the business model requires the content to be viewable in only the Receiving Domain.

"HD Digital Export", "SD Digital Export" and "Analogue Export" are granted to support legacy displays that are not TVA-RMP capable. Since the business model requires consumption within the domain, export is restricted to immediate viewing.

The "Time Window" condition is not asserted because rights are granted to the user's private domain without time restriction to enable the buy-to-keep business model.

8.6.11 Scenario 11: Import of copy protected analogue content

Intent

An analogue program is fed to a TVA-RMP compliant PDR with associated copy-control signals (e.g. CGMS-A). The associated copy control rule indicates "copy-once". The TVA-RMP compliant device generates RMPI-M from the incoming copy control information as per the compliance rules defined by the compliance body.

Table 14: Grants carried in RMPI-M for scenario 11

Function	Semantic		Value	
Grant to:	"Receiving Domain" - Domain ID specified.			
Right	Play: play_right_flag		1	
	Export	Analogue Export: analogue_export_right_flag	1	
		Digital SD Export: digital_export_SD_flag	1	
		Digital HD Export: digital_export_HD_flag	1	
Constraints	Geographic Control:		Not asserted	
	Single point of control:		Not asserted	
	Simultaneous Rendering Count		Not asserted	
	Physical Proximity:		Not asserted	
	Buffer Duration:		Not asserted	
	Time Window Start/End:		Start: Not asserted	0x0000
			End: Not asserted	0xFFFF
	SD Digital Export Control:		Asserted: immediate viewing	11
	HD Digital Export Control:		Asserted: immediate viewing	11
Analogue Export Signalling:		Asserted: immediate viewing	10	
Identifiers	Analogue SD Control:		Not asserted	
	Domain		User domain Id	
Single Point of Control		Not asserted	N/A	
Grant to:	"Any Domain" - can be single device or more			
Right:	Play		0	
	Export	Analogue Export		0
		Digital SD Export		0
		Digital HD Export		0
Constraints	Geographic Control:		Not asserted	
	Single Point of Control:		Not asserted	
	Buffer Duration:		Not asserted	
	Time Window Start/End:		Start: Not asserted	0x0000
			End: Not asserted	0xFFFF
	SD Digital Export Control:		Not asserted	00
	HD Digital Export Control:		Not asserted	00
	Analogue Export Signalling:		Not asserted	00
Analogue SD Control:		Not asserted	0	
Ancillary applies to both grants				
Ancillary	Cipher Algorithm		AES	
	Scrambling control:		Change scrambling	
	Version of RMPI		Compliance Tag	
	Origin of RMPI:		Broadcaster ID	
	RMPI-Type flag		RMPI-M	
Extend Rights Apply to both grants				
Extend Rights	Extend Right Granted		Not Granted	
	Security Level		As per compliance	
	Source of Additional Rights		Null (not granted)	

Comments

There is no RMPI-MB because the TVA-RMP system in the PDR generates RMPI-M from the incoming analogue copy control information.

There is no grant for Any Domain because CGMS-copy once is asserted in the incoming analogue copy control information, meaning that content is not for redistribution.

"HD Digital Export", "SD Digital Export" and "Analogue Export" are granted to support legacy displays that are not TVA-RMP capable. Since the business model requires consumption within the domain and no further copy, export is restricted to "immediate viewing".

Content is scrambled using AES as this is the default RMP scrambling algorithm.

8.6.12 Scenario 12: Video on Demand

Intent

Content is purchased by the user from a Video On Demand service. Content is protected by a proprietary DRM system between the VOD server and the TVA-RMP compliant PDR. Control of the content is then handed over to the TVA-RMP system to address TVA-RMP enabled displays. The VOD business model dictates that no recording rights other than transient ones are granted.

Table 15: Grants carried in RMPI-M for scenario 12

Function	Semantic		Value
Grant to:	"Receiving Domain" - Domain ID specified.		
Right	Play: play_right_flag		1
	Export	Analogue Export: analogue_export_right_flag	0
		Digital SD Export: digital_export_SD_flag	0
		Digital HD Export: digital_export_HD_flag	0
Constraints	Geographic Control:	Not asserted	N/A
	Single point of control:	Asserted	1
	Simultaneous Rendering Count	Asserted	1
	Physical Proximity:	Asserted	1
	Buffer Duration:	Asserted	10
	Time Window Start/End:	Start: Not asserted	0x0000
		End: Not asserted	0xFFFF
	SD Digital Export Control:	Not asserted	00
	HD Digital Export Control:	Not asserted	00
Analogue Export Signalling:	Not asserted	00	
Identifiers	Domain	User domain Id	MyDomain
	Single Point of Control	PDR Id	MyPDR
Grant to:	"Any Domain" - can be single device or more		
Right	Play		0
	Export	Analogue Export	0
		Digital SD Export	0
		Digital HD Export	0
Constraints	Geographic Control:	Not asserted	N/A
	Single Point of Control:	Not asserted	0
	Buffer Duration:	Not asserted	00
	Time Window Start/End:	Start: Not asserted	0x0000
		End: Not asserted	0xFFFF
	SD Digital Export Control:	Not asserted	00
	HD Digital Export Control:	Not asserted	00
	Analogue Export Signalling:	Not asserted	00
Analogue SD Control:	Not asserted	0	

Function	Semantic		Value
Grant to:	"Receiving Domain" - Domain ID specified.		
Right	Export	Play: play_right_flag	1
		Analogue Export: analogue_export_right_flag	0
		Digital SD Export: digital_export_SD_flag	0
		Digital HD Export: digital_export_HD_flag	0
Constraints	Geographic Control:	Not asserted	N/A
	Single point of control:	Asserted	1
	Simultaneous Rendering Count	Asserted	1
	Physical Proximity:	Asserted	1
	Buffer Duration:	Asserted	10
	Time Window Start/End:	Start: Not asserted	0x0000
		End: Not asserted	0xFFFF
	SD Digital Export Control:	Not asserted	00
	HD Digital Export Control:	Not asserted	00
	Analogue Export Signalling:	Not asserted	00
Analogue SD Control:	Not asserted	0	
Identifiers	Domain	User domain Id	MyDomain
	Single Point of Control	PDR Id	MyPDR
Grant to:	"Any Domain" - can be single device or more		
Right	Export	Play	0
		Analogue Export	0
		Digital SD Export	0
		Digital HD Export	0
Constraints	Geographic Control:	Not asserted	N/A
	Single Point of Control:	Not asserted	0
	Buffer Duration:	Not asserted	00
	Time Window Start/End:	Start: Not asserted	0x0000
		End: Not asserted	0xFFFF
	SD Digital Export Control:	Not asserted	00
	HD Digital Export Control:	Not asserted	00
	Analogue Export Signalling:	Not asserted	00
Analogue SD Control:	Not asserted	0	
Ancillary applies to both grants			
Ancillary	Cipher Algorithm	Camellia	0x2
	Scrambling control:	Maintain scrambling	0
	Version of RMPI:	Compliance Tag	15 bits
	Origin of RMPI:	Broadcaster ID	128 bits
	RMPI-Type flag	RMPI-M	1
Extend Rights Apply to both grants			
Extend Rights	Extend Right Granted	Not Granted	0
	Security Level	As per compliance	00
	Source of Additional Rights	Null (not granted)	Null

Comments

There is no RMPI-MB because the DRM system generates RMPI-M locally.

There is no grant for Any Domain because the business model requires the content to be viewable in only the Receiving Domain.

"HD Digital Export", "SD Digital Export" and "Analogue Export" are not granted because the VOD service provider requires that the content is available only on TVA-RMP enabled displays and not on legacy displays. The user is made aware of this restriction at the time of signing up to the service.

The single point of control condition is asserted and the simultaneous rendering count is set to "1" so that the service is only available to one display. The PDR is the single point of control device, whilst only one RMP compliant rendering device (the display) can display the content.

The proximity control is asserted to limit viewing to the home where content is acquired in the first place.

Buffer duration is set to "condition set, no buffer". This is to prevent unauthorized permanent recordings of the VOD content on the PDR. Trick play is enabled on the remote VOD server outside TVA-RMP as part of the VOD service.

9 Issues per process

This clause gives some explicit implementation hints for less obvious issues in the different *TV-Anytime* processes, i.e. publish, search, select/locate, acquire, view and finish.

9.1 General system issues

To get an actual *TV-Anytime* system into the processes described in the previous clauses some generic system issues need to be solved. These issues are out of the scope of *TV-Anytime*, but some of them are presented here to ease the implementer's life. Most issues are related to actual PDR implementations. The issues fit into a number of categories discussed below.

9.1.1 Set-up and service discovery

In the set-up process of a PDR, e.g. when the user first installs a box in his home, a number of things need to be done to allow for it to find the *TV-Anytime* metadata and location resolution services. The way that this works is transport dependent and no complete descriptions for all transports are given, the analogue case and the digital DVB satellite case are discussed below.

Analogue environment

For content resolution to work in an analogue environment a mapping between a content reference ID and a physical channel frequency, date and time or duration needs to be made. This information can be carried via IP in the VBI, for example, or via a smart card or floppy disc. In the VBI case the box only needs a well know port number to do service discovery. After the location of the resolution tables and resolution authority records are known, download of those can commence. Metadata is probably too bulky to be carried in the VBI, so other means of getting that into the box need to be there, e.g. a telephone line.

For the analogue situation a preferred way of issuing locators would be, for example:

analog:cablenetworkXYZ/broadcaster/8am/1hour.

This would allow the broadcaster to use the same locators across multiple cable networks since frequency allocations will be different. For this to work the box needs to be able to make the mapping between channel name and physical channel frequency. This can be done during set-up by the user or, for example, in a Western-European PAL environment by looking at VBI information carrying Programme Delivery Control (PDC) for analogue VCRs. The same trick would also be useful in a digital environment with broadcasters being on a number of different media like satellite, cable etc.

Similarly for metadata, the box needs to be able to find out where metadata is carried. This could be done via the VBI, e.g. using Teletext or PDC.

Digital DVB environment

In the DVB environment, operation is similar but for the actual locators that are put into the location resolution tables. In the DVB environment service information, program IDs, event triggers and start-stop times could, for example, be used. To get the location resolution authority records, the box needs to know where to look in the transport stream.

One solution could be that there is a well-known service, e.g. "*TV-Anytime* services" in the transport containing pointers to all data needed by the box, e.g. it would point to the location of location resolution authority records and actual location resolution tables.

Another possibility is that each broadcast service contains its own "*TV-Anytime* services" entry pointing at the relevant tables.

In the DVB environment containers should be reserved, e.g. tables or sections that could carry the pointer to the TVA metadata. The current TVA specifications do not cater for this.

DVB has specified how to carry *TV-Anytime* data over DVB networks in TS 102 323 "Carriage and Signalling of *TV-Anytime* Information in DVB Transport Streams" [20].

9.1.2 Language Identification

The `xml:lang` is extensively used for the identification of languages. It is important to note that the identification capabilities of the "language" datatype are now based on RFC 3066 [21], which enables the identification of a wider range of languages than the earlier RFC 1766. ISO's 3 character language codes may now be used. The earlier extensibility mechanism remains in place for languages not included in ISO 639 [22].

9.1.3 Transport and delivery of *TV-Anytime* data

The transport and delivery of TVA data requires the definition and specification of a set of technical features currently not covered by the *TV-Anytime* specification. These features can be summarized as follows:

- *Identification and signalling*: an identification mechanism (e.g. a metadata location descriptor corresponding to a specific metadata format) is needed to associate specific resources to the transport of TVA data, and to signal that data being transported is, for example, TVA data. Signalling can also be used to inform the system about the presence of incoming TVA data.
- *Location*: a mechanism (e.g. a RAR or a metadata locator) that allows to point at the actual location of the data container from which location resolution data or metadata will be retrieved. The definition of a locator needs to take into account the transitory nature of the associated information.

It should allow identifying, signalling and locating TVA data carried over a variety of transport systems (e.g. MPEG TS - over the PES, a data or object carousel, in metadata section, or over IP).

RSS or Atom feeds are now becoming the most common content syndication standards. Podcasting, an automated approach for delivering audio file to a personal playback device using RSS feeds, has caused a great deal of excitement lately. In the near future, it can also be applied for Video or interactive multimedia applications delivery.

Similarly, RSS information feed technology can be repurposed for *TV-Anytime* metadata delivery.

There are two ways of adopting RSS as *TV-Anytime* metadata distribution, direct encoding of *TV-Anytime* metadata within the RSS feed and only using RSS for the notification of newly created or changed events on *TV-Anytime* metadata distribution servers. By including *TV-Anytime* metadata directly in the feed, they can be filtered to find the most relevant content of interest.

The core specifications of the major version of RSS standards provide module-based extensibility for anyone who wants to add new elements or features. To extend elements in RSS format enabling carriage of *TV-Anytime* metadata, a new module corresponding to TVA metadata elements needs to be created. Elements in the module should be specified only if there is no suitable alternative already in RSS "Standard" or "Proposed" modules. Those modules reflecting the *TV-Anytime* metadata model would be expected to be developed by implementers for *TV-Anytime* compliant content management or distribution systems.

9.1.4 Updating resolution tables

Both the RAR tables and the Resolution tables need to be kept up to date. The RARs contain information about the various resolution services available to the PDR device. The Resolution tables contain the mappings of CRIDs to other CRIDs or to locators. In the broadcast scenario, these tables must be pushed to the box, most likely using a broadcast carousel. Whole tables should be sent regularly to provide for new PDRs entering the system, but incremental updates are also useful, as they save bandwidth and also (probably) require less processing power at the client device when they are received.

Changes in the version field of the RAR (made by the location resolution provider) indicate to the client an update of all RARs for a given authority serviced by this provider. The expiry date of a RAR is an additional trigger for updates. The updating of location resolution tables is tied to the transport mechanism.

Below is an example of updating RARs where a resolution provider has several resolution services available in the same box. In the example, the broadcaster HBC has three channels on the multiplex (HBC1, HBC2 and HBC Gold, which are available on `dvb://1.2eef.3f5`, `dvb://1.2eef.106` and `dvb://1.2eef.3f5`, respectively). A fourth channel is provided by another broadcaster who is also a resolution provider (`broadcaster.co.jp`). This channel is available at `dvb://1.104.e5f`.

The PDR has four RARs stored, three of which point to resolution services provided by HBC, and the other RAR that points to the resolution service of the other broadcaster.

	RAR A	RAR B	RAR C	RAR D
RAR fields				
Authority	hbc.com	creator.com	creator.com	creator.com
Resolution Provider	hbc.com	hbc.com	hbc.com	broacaster.co.jp
URL	dvb://1.2eef.3f5	dvb://1.2eef.106	dvb://1.2eef.3f5	dvb://1.104.e5f
Version	24	2	2	96

RAR A refers to CRIDs created by the broadcaster hbc.com who is also a resolution provider for hbc.com CRIDs. RAR B, RAR C and RAR D all refer to resolving CRIDs created by the creator.com CRID authority.

If the PDR receives a RAR which contains:

Authority	creator.com
Resolution Provider	hbc.com
URL	dvb://1.2eef.3f6
Version	3

the PDR will discard all the RARs that have authority equal to creator.com and provider equal to hbc.com. In this example, the RAR above would cause RAR B and RAR C to be discarded and the new RAR to be stored in the PDR.

	RAR A	RAR D	RAR E
RAR fields			
Authority	hbc.com	creator.com	creator.com
Resolution Provider	hbc.com	broacaster.co.jp	hbc.com
URL	dvb://1.2eef.3f5	dvb://1.104.e5f	dvb://1.2eef.3f6
Version	24	96	3

If the resolution provider wanted to update RAR B and keep RAR C as it is, they will need to transmit new versions of both RARs.

	RAR A	RAR D	RAR E	RAR F
RAR fields				
Authority	hbc.com	creator.com	creator.com	creator.com
Resolution Provider	hbc.com	broacaster.co.jp	hbc.com	hbc.com
URL	dvb://1.2eef.3f5	dvb://1.104.e5f	dvb://1.2eef.3f6	dvb://1.2eef.3f5
Version	24	96	3	3

9.1.5 Updating metadata

There is no mechanism defined that allow for update of part or all of the metadata.

9.2 "Publish" process

Re-run/repeat of content

A re-run is defined as content that is broadcast at different times to suit user convenience, sometime subsequent to its original broadcast. A repeat is generally regarded as old content. The content service provider may package content being re-shown within a short period of the original broadcast as a repeat, and leave the associated metadata untouched. If it is some months or years later, the content service provider may package it as a re-run and alter the associated metadata. The consumer may regard it as original viewing, as a re-run or as a repeat of the same content. Regarding the creation and publication of a CRID to reference the re-run/repeat, a number of scenarios can be envisaged:

- 2) The original CRID may be re-used, but with a new locator. Also, alternative space and time locations may be provided for the content after resolution. The PDR can take advantage of multiple location options to resolve recording conflicts. The use of the same CRID, if the content service provider always uses unique CRIDs, is also a way for the box to identify the item as having been previously consumed. If there is additional metadata available for this particular airing, instance metadata can be used.
- 3) The content service provider may issue a new CRID to refer to the re-run/repeat. From the PDRs perspective at least, the content is then regarded as different. The content service provider may package the programme with new metadata, for example, if a motion picture actor dies, then her films may be re-run, the fact that she has died being added to the metadata surrounding the movie.
- 4) A third party may issue a group CRID to refer to all airings of an item across many different service providers. This has the advantage that the local storage management can use the group CRID to help solve recording conflicts. From the consumer's perspective, each occurrence is effectively a repeat even though they occur across service providers.
- 5) Instance Metadata Identifier.

For the case when a broadcast is to be repeated (or re-run) using the same CRID, the metadata provider may wish to differentiate between these publication instances using the instance description metadata. This differentiation can be communicated to the viewer through EPG-like rendering on screen or utilized by a software agent acting on the viewer's behalf.

When allocating Instance Metadata Identifiers to the instance descriptions, the metadata providers can choose to use an Instance Metadata identifier from its own proprietary namespace. As such the <name> field of the Instance Metadata Identifier must be included and arrangements made to supply these Instance Metadata Identifiers to collaborating resolution providers.

Alternatively, the Instance Metadata Identifiers may be supplied by the CRID authority and used within the metadata without the <name> field of the Instance Metadata Identifier syntax. Resolution providers may also have access to these Instance Metadata Identifiers from the CRID authority and are able to supply the corresponding Instance Metadata Identifiers for each of the locators within the CRID location resolution table.

Note that it is always possible for a location resolution provider to provide CRID location resolution tables for the CRID without any Instance Metadata Identifiers.

9.3 "Search and select" processes

Selection on basis of time/channel

"What's on at 8 o'clock tonight?"

The scenario depends on a few implementation issues (bullets 1 and 2) and/or how service providers will provide required metadata (bullets 3 and 4):

- 1) With a location resolution service that, when given a CRID, only provides locators, the box would have to resolve all CRIDs and search for all 8 o'clock entries.
- 2) If the box has access to the stored location resolution tables this is a straightforward query.
- 3) The service provider could issue a (group) CRID containing all the contents available at a given time. This is a limited solution, similar to a restricted EPG.
- 4) If the timing information is sent separately in the metadata stream (e.g. using instance metadata), there may be conflicts between the metadata and the location resolution data.

NOTE: content that is already recorded is available at any time.

Essentially the same content has different CRIDs

"I want to get the "Foxes" comedy show".

The same content, at least in the eyes of the consumer, can have different CRIDs, because different service providers might decide to do so. Three options arise to deal with this using metadata, third parties or unique identification, respectively:

- 1) A metadata search will return with multiple choices, with different CRIDs. The choice between them would depend on the available metadata. For example, the title field in the ProgramInformationTable could be used to conduct such a search. Without a connection between the CRIDs of the content items grouping would have to be done in the box.
- 2) A metadata aggregator could generate a (group) CRID, which refers to all of the different CRIDs. This creates a single point reference for the content.
- 3) If the same content could be identified uniquely, the different offerings may be tied together in the box. Such a unique identifier could be carried in the OtherIdentifier field in the ProgramInformationTable.

How to find a specific episode

"I want to see episode 15 of the original "Foxes" series".

- 1) This is straightforward, if the index attribute in the programme description data contains the episode number.
- 2) The programme description data (e.g. title or synopsis) could contain the appropriate descriptive text for a textual search. Inconsistencies in phrases used may limit the use of a textual search.
- 3) If the (group) CRID returns an ordered list of CRIDs one could infer the episode number. This is a limited solution and is not currently part of the content referencing specification.

How to identify the latest episode of Foxes

"I want the latest episode of "Foxes".

This scenario can be implemented in the following ways:

- 1) A service provider generates a CRID, which points to the latest episode within a service.
- 2) A third-party generates a CRID, which points to the latest episode on all services.
- 3) Choosing a (group) CRID will lead to the capture of the next available episode.

Have I seen this content before?

"I do not want to record this if I have seen it before".

A box may store what the user has seen. If the box stores the CRID of the programme and all CRIDs were unique for all time, this would be sufficient. However, different service providers will use different CRIDs for the same content. Also service providers may issue a new CRID if the content has been changed only slightly or they want to promote the programme in a particular way. The system may need to store programme description data in order to fulfil this requirement. Alternatively, if a unique identifier is available in the OtherIdentifier field, this could be used for this purpose.

9.4 "Locate" process

"Make locator names unambiguous"

For example two satellites feed one box. In this scenario how does the system distinguish between say channel 5 from each satellite?

Or, phrased differently, what happens when the same service is on both physical inputs?

- 1) Box implementation issue. If the content on both feeds has the same CRIDs, the box can decide to listen to whichever feed based on some criteria (e.g. random "flip-a-coin criteria") or the PublicationType element in the user preferences DS can be used.
- 2) If CRIDs are different between the two feeds, which implies the content to be different (differences in quality, encoding type,). The user will be the one deciding which one to listen to.

"Re-resolution"

Currently there is no best practice defined for re-resolving locations. The only way to make sure that a PDR does not miss scheduling changes is to check back with the resolution tables every time they are updated. This drives the requirements for carriage of the data, e.g. frequency of re-transmission of location resolution data in the broadcast environment. Proper practice is to monitor the location resolution data, not the instance metadata.

"Locate instance at a specific location"

Using the Instance Metadata Identifier it is possible to select an instance at a specific location for capture. To determine the correct locator, the CRID together with the Instance Metadata Identifier should be used.

9.5 "Acquire" process

Acquisition of metadata with content and/or separate from content

Some metadata may be related to the actual timeline of the content, e.g. metadata that needs to show up at a certain point in the programme. Currently there is no way of synchronizing (Meta) data with content in the *TV-Anytime* context.

Validation of content

On validation of the acquired content the following points are identified:

- Trustworthiness of the resolving authority may be assumed.
- It is impossible to attach the CRID used for resolving the content in all cases.
- Other means of identification may be needed (e.g. V-ISAN, ISAN, Broadcaster own ID, etc.).
- However, it also is impossible to attach a globally registered ID in all cases.

Validation is possible if all "leaf" CRIDs are attached to the content, which is easily achievable when only working in an environment involving a single service provider.

Programme Delivery Control, signalling resolution updates

The resolution engine may inform the recording management unit of the latest updates in the delivery timing of the content (see clause 8.1.3). Alternatively the recording manager may poll the resolution engine. Recording management is an implementation issue and hence beyond the scope of the present document. However, service providers and box implementers are required to provide an accurate mechanism to update changes in the schedules similar to PDC.

It is suggested that more accurate timing may be achieved by using "triggers" or other equivalent mechanisms in the transport stream e.g. DVB event ID. "Triggers" can be part of locator syntax. It is noted that Triggers will be transport dependent, e.g. DVB, ATSC, and ARIB.

RMPI (TS 102 822-5-1 [7]) is not expected to be used as a unique tool. Compliance bodies will define other information to be used in conjunction with RMPI to make up license information. This information may include but is not limited to a content identifier, commercial information, cryptographic and security-related information. License information may include several RMPI instances with different associated commercial conditions.

10 Phase 2 cookbook examples and scenarios

10.1 Phase 2 example: New content types

Several content types are covered as part of the examples given in the following clauses.

10.2 Phase 2 example: Packaging

10.2.1 Program with an associated package

The instance document describes a sports program with an associated package which includes an interactive application. The package table provides information (in the example: middleware and audio) that can be used to determine which components of the package need to be captured.

```
<?xml version="1.0" encoding="UTF-8"?>
<TVAMain xmlns="urn:tva:metadata:2007"
  xmlns:tva2="urn:tva:metadata:extended:2007"
  xmlns:mpeg21="urn:tva:mpeg21:2007" xmlns:mpeg7="urn:tva:mpeg7:2005"
  xmlns:xsi="http://www.w3.org/2001/XMLSchema-instance"
  xsi:schemaLocation="urn:tva:metadata:extended:2007 tva2_metadata_3-3_v121.xsd"
  xsi:type="tva2:ExtendedTVAMainType">
  <ProgramDescription>
    <ProgramInformationTable>
      <!-- ***** -->
      <!-- Example of a Program having an associated Package -->
      <!-- ***** -->
      <ProgramInformation programId="CRID://foo.com/WorldCupSoccer">
        <BasicDescription>
          <Title>Football World Cup 2003</Title>
          <RelatedMaterial>
            <HowRelated>
              href="urn:tva:HowRelatedCS:AssociatedPackage"/>
            <MediaLocator>
              <mpeg7:MediaUri>CRID://foo.com/Package/12-1-
                2005</mpeg7:MediaUri>
            </MediaLocator>
          </RelatedMaterial>
        </BasicDescription>
      </ProgramInformation>
      <!-- ***** -->
      <!-- Attractor information for the Package associated -->
      <!-- with the above Content -->
      <!-- ***** -->
      <ProgramInformation programId="CRID://foo.com/Package/12-1-2005">
        <BasicDescription xsi:type="tva2:ExtendedContentDescriptionType">
          <Title>SportsActive</Title>
          <RelatedMaterial>
            <HowRelated>
              href="urn:tva:howrelatedCS:PackageMainContent"/>
            <MediaLocator>
              <mpeg7:MediaUri>
                CRID://foo.com/WorldCupSoccer</mpeg7:MediaUri>
            </MediaLocator>
          </RelatedMaterial>
          <tva2:ContentProperties>
            <tva2:ContentType href="urn:tva:ContentTypeCS:Package"/>
          </tva2:ContentProperties>
        </BasicDescription>
      </ProgramInformation>
    </ProgramInformationTable>
  </ProgramDescription>
  <!-- ***** -->
  <!-- Package Decision tree -->
  <!-- ***** -->
  <tva2:PackageTable>
    <tva2:Package crid="CRID://foo.com/Package/12-1-2005">
      <tva2:Item>
        <tva2:Choice choice_id="MIDDLEWARE_Choice" minSelections="0"
          maxSelections="1">
          <tva2:Selection select_id="OPENTV">
            <tva2:Descriptor>
              <tva2:ObjectDescription>
                <tva2:ContentDescription>
                  <tva2:TargetingInformation>
                    <tva2:TerminalInformation>
                      <!-- Add Middleware info here -->
                    </tva2:TerminalInformation>
                  </tva2:TargetingInformation>
                </tva2:ContentDescription>
              </tva2:ObjectDescription>
            </tva2:Descriptor>
          </tva2:Selection>
        </tva2:Item>
      </tva2:Package>
    </tva2:PackageTable>
  </TVAMain>
```

```

</tva2:Selection>
<tva2:Selection select_id="MEDIAHIGHWAY">
  <tva2:Descriptor>
    <tva2:ObjectDescription>
      <tva2:ContentDescription>
        <tva2:TargetingInformation>
          <tva2:TerminalInformation>
            <!-- Add Middleware info here -->
          </tva2:TerminalInformation>
        </tva2:TargetingInformation>
      </tva2:ContentDescription>
    </tva2:ObjectDescription>
  </tva2:Descriptor>
</tva2:Selection>
</tva2:Choice>
<tva2:Choice choice_id="RECORD_ITV_Choice">
  <tva2:Condition require="OPENTV"/>
  <tva2:Selection select_id="RECORD_ITV">
    <tva2:Descriptor>
      <tva2:ObjectDescription>
        <tva2:Description>Interactive Application allowing
          you to view player details, Multiple Camera
          Angles etc</tva2:Description>
      </tva2:ObjectDescription>
    </tva2:Descriptor>
  </tva2:Selection>
</tva2:Choice>
<!-- ***** -->
<!-- Allow selection of Audio tracks to be recorded. If none are
selected then no audio will be recorded -->
<!-- ***** -->
<tva2:Choice choice_id="AUDIO_Choice" minSelections="0"
maxSelections="2">
  <tva2:Selection select_id="EN_AUDIO">
    <tva2:Descriptor>
      <tva2:ObjectDescription>
        <tva2:ContentDescription>
          <tva2:ContentProperties>
            <tva2:ContentAttributes>
              xsi:type="tva2:AudioAttributesType">
                <tva2:Coding href="AAC"/>
                <tva2:NumOfChannels>1</tva2:NumOfChannels>
                <tva2:AudioLanguageType=
"original">en</tva2:AudioLanguage>
              </tva2:ContentAttributes>
            </tva2:ContentProperties>
          </tva2:ContentDescription>
        </tva2:ObjectDescription>
      </tva2:Descriptor>
    </tva2:Selection>
  <tva2:Selection select_id="ES_AUDIO">
    <tva2:Descriptor>
      <tva2:ObjectDescription>
        <tva2:ContentDescription>
          <tva2:ContentProperties>
            <tva2:ContentAttributes>
              xsi:type="tva2:AudioAttributesType">
                <tva2:Coding href="AAC"/>
                <tva2:NumOfChannels>1</tva2:NumOfChannels>
                <tva2:AudioLanguage
type="dubbed">es</tva2:AudioLanguage>
              </tva2:ContentAttributes>
            </tva2:ContentProperties>
          </tva2:ContentDescription>
        </tva2:ObjectDescription>
      </tva2:Descriptor>
    </tva2:Selection>
  </tva2:Choice>
<tva2:Component>
  <tva2:Condition require="EN_AUDIO"/>
  <tva2:Resource crid="CRID://nds.com/soccer/ENAudio">
    <tva2:ResourceType
href="urn:tva:metadata:cs:MediaType:MP3"/>
  </tva2:Resource>
</tva2:Component>
<tva2:Component>
  <tva2:Condition require="ES_AUDIO"/>
  <tva2:Resource crid="CRID://nds.com/soccer/SPAudio">

```

```

        <tva2:ResourceType
          href="urn:tva:metadata:cs:MediaType:MP3"/>
        </tva2:Resource>
      </tva2:Component>
    <!-- Record Interactive components as appropriate -->
    <tva2:Component>
      <tva2:Condition require="RECORD_ITV"/>
      <tva2:Resource crid="CRID://nds.com/sportactive"/>
    </tva2:Component>
  </tva2:Item>
</tva2:Package>
</tva2:PackageTable>
</TVAMain>

```

10.2.2 Phase 2 example: Educational package

This example describes an educational package, consisting of an animation and an application to facilitate the study of the English language. The application can be run under the Linux OS with at least 16 MB of RAM.

```

<?xml version="1.0" encoding="UTF-8"?>
<TVAMain xmlns="urn:tva:metadata:2007"
  xmlns:tva2="urn:tva:metadata:extended:2007"
  xmlns:mpeg21="urn:tva:mpeg21:2007"
  xmlns:mpeg7="urn:tva:mpeg7:2005"
  xmlns:xsi="http://www.w3.org/2001/XMLSchema-instance"
  xsi:schemaLocation="urn:tva:metadata:extended:2007 tva2_metadata_3-3_v121.xsd"
  xsi:type="tva2:ExtendedTVAMainType">
  <tva2:PackageTable>
    <!--***** -->
    <!--Educational Package with application -->
    <!--***** -->
    <tva2:Package crid="CRID://ebs.co.kr/Package/EnglishEducation">
      <tva2:Item>
        <tva2:Descriptor>
          <tva2:ObjectDescription>
            <tva2:ContentDescription
              xsi:type="tva2:ExtendedContentDescriptionType">
              <Title>Excercise for english study with an animation
                whose type is an application program</Title>
              <tva2:ContentProperties>
                <tva2:ContextAttributes
                  xsi:type="tva2:ApplicationContextAttributesType">
                  <tva2:Uninstall>true</tva2:Uninstall>
                </tva2:ContextAttributes>
                <tva2:ContextAttributes
                  xsi:type="tva2:EducationalContextAttributesType">
                  <tva2:EducationalType
                    href="urn:tva:educationaltype:exercise"/>
                </tva2:ContextAttributes>
              </tva2:ContentProperties>
            <tva2:TargetingInformation>
              <tva2:TerminalInformation>
                <tva2:SystemInformation>
                  <tva2:SupportingOS
                    href="urn:tva:metadata:
                    Phase2:cs:OperatingSystemCS:2005:Linux"/>
                  <tva2:RAM size="16" unit="MByte"/>
                </tva2:SystemInformation>
              </tva2:TerminalInformation>
            </tva2:TargetingInformation>
          </tva2:ContentDescription>
        </tva2:ObjectDescription>
      </tva2:Descriptor>
    </tva2:Component>
    <tva2:Resource
      crid="CRID://ebs.co.kr/Package/EnglishEducation/Animation"/>
    </tva2:Component>
  </tva2:Item>
</tva2:Package>
</tva2:PackageTable>
</TVAMain>

```

10.2.3 Data broadcasting

The following XML snippets illustrate a data broadcasting service for drama program called "Damo". The data broadcasting service and the "Damo" AV program are broadcast at the same time. The title of the data broadcasting service is "Damo Plus," and it consists of two applications. One is the "Damo Story," and it provides information on actor, location, summary, etc. The other is the "Damo Fan Cafe," which is an interactive data broadcasting application where you can vote for your favourite actor.

```
<?xml version="1.0" encoding="UTF-8"?>
<TVAMain xmlns="urn:tva:metadata:2007"
  xmlns:tva2="urn:tva:metadata:extended:2007"
  xmlns:mpeg21="urn:tva:mpeg21:2007"
  xmlns:mpeg7="urn:tva:mpeg7:2005"
  xmlns:xsi="http://www.w3.org/2001/XMLSchema-instance"
  xsi:schemaLocation="urn:tva:metadata:extended:2007 tva2_metadata_3-3_v121
  xsd"xsi:type="tva2:ExtendedTVAMainType">
  <ProgramDescription>
    <ProgramInformationTable>
      <ProgramInformation programId="CRID://www.imbc.com/Drama/Damo/14-1-
        2005">
        <BasicDescription>
          <Title>Damo</Title>
          <RelatedMaterial>
            <HowRelated
              href="urn:tva:howrelatedCS:AssociatedPackage"/>
            <MediaLocator>
              <mpeg7:MediaUri>CRID://www.imbc.com/Data/Damo_Plus/14-1-
                2005</mpeg7:MediaUri>
            </MediaLocator>
          </RelatedMaterial>
        </BasicDescription>
      </ProgramInformation>
    </ProgramInformationTable>
  </ProgramDescription>
  <tva2:PackageTable>
    <tva2:Package crid="CRID://www.imbc.com/Data/Damo_Plus/14-1-2005/Data">
      <tva2:Descriptor>
        <tva2:ObjectDescription>
          <tva2:ContentDescription>
            <Title>Damo Plus</Title>
            <Synopsis>Damo Interactive Data Broadcasting
              Service</Synopsis>
            <tva2:ContentProperties>
              <tva2:FileProperties>
                <tva2:FileSize>1441641</tva2:FileSize>
              </tva2:FileProperties>
            </tva2:ContentProperties>
          </tva2:ContentDescription>
        </tva2:ObjectDescription>
      </tva2:Descriptor>
      <tva2:Item>
        <tva2:Descriptor>
          <tva2:ObjectDescription>
            <tva2:ContentDescription>
              <Title>Damo Stroy</Title>
              <Synopsis>Provides brief story for the
                drama</Synopsis>
              <tva2:ContentProperties>
                <tva2:ContextAttributes
                  xsi:type=
                    "tva2:DataBroadcastingContextAttributesType">
                  <tva2:InteractiveContentService>false
                    </tva2:InteractiveContentService>
                  <tva2:RenderingStyle FullScreen="true"
                    Transparency="false"/>
                </tva2:ContextAttributes>
              </tva2:ContentProperties>
            </tva2:ContentDescription>
          </tva2:ObjectDescription>
        </tva2:Descriptor>
        <tva2:Reference target="CRID://www.imbc.com/Data/Damo_Plus/14-1-
          2005/Data"/>
      </tva2:Item>
      <tva2:Item>
        <tva2:Descriptor>
          <tva2:ObjectDescription>
```

```

        <tva2:ContentDescription>
          <Title>Damo Fan Cafe</Title>
          <Synopsis>Popularity Vote</Synopsis>
          <tva2:ContentProperties>
            <tva2:ContextAttributes xsi:type=
              "tva2:DataBroadcastingContextAttributesType">
              <tva2:InteractiveContentService>true
            </tva2:InteractiveContentService>
            <tva2:RenderingStyle FullScreen="true"
              Transparency="false"/>
            <tva2:UpdateCycle>PT5S</tva2:UpdateCycle>
          </tva2:ContextAttributes>
        </tva2:ContentProperties>
      </tva2:ContentDescription>
    </tva2:ObjectDescription>
  </tva2:Descriptor>
  <tva2:Component>
    <tva2:Resource crid="CRID://www.imbc.com/Data/Damo_Plus/14-1-
      2005/WebData/QuizPage_Kor.class"/>
  </tva2:Component>
  <tva2:Component>
    <tva2:Resource crid="CRID://www.imbc.com/Data/Damo_Plus/14-1-
      2005/WebData/voct_time.png"/>
  </tva2:Component>
  <tva2:Component>
    <tva2:Resource crid="CRID://www.imbc.com/Data/Damo_Plus/14-1-
      2005/WebData/vote_img.png"/>
  </tva2:Component>
  <tva2:Component>
    <tva2:Resource crid="CRID://www.imbc.com/Data/Damo_Plus/14-1-
      2005/WebData/quiz.txt"/>
  </tva2:Component>
</tva2:Item>
</tva2:Package>
</tva2:PackageTable>
</TVAMain>

```

Publish

A content service provider produces the AV programs and the data broadcast applications. The same or a different content service provider also produces the metadata of both. The metadata of the programs are expressed with the TVA Phase 1 Metadata schema. Attractor and location information of a program are described in *ProgramInformation* and *ProgramLocation* tables, respectively.

The metadata of the application is expressed with Phase 2 package schema. As in the case of the TV programs, the location information of a data application is included in the *ProgramLocation*. The *ContentDescription* of *Package* under the *Descriptor* is used for the attractor information of data service. The *ContentDescription* for the *Package* describes the general attractor information of a data broadcasting service. The two applications that consist of the data service are described by *Descriptor* of *Item*. The *ContentDescription* of *Item* describes general attractor information of data broadcasting application, and context attributes for data application is described in the *DataBroadcastingContextAttributes*.

A service provider will publish the information like in the XML snippet above.

Search/Select

The Search and Select processes are similar to those in TVA Phase 1 for regular content. If a data service is an AV program related service, a consumer typically navigates through the EPG to get a CRID of the AV program. The consumer is then able to acquire the CRID of the related package by using the CRID of the AV program. The consumer now uses the metadata of the package to find the data service.

Locate/acquire

Once the particular data service has been chosen, the data service must be resolved to its constituent files. Given the CRID for the data service, the actual location of the required files can be resolved through TVA Phase 1 content referencing technology. These files can then be acquired via broadcast or the internet, for example. The XML snippet below gives an example of the broadcast case.

```

<ContentReferencingTable>
  <Result CRID="CRID://www.imbc.com/Data/Damo_Plus/14-1-2005/Data" status="resolved"
complete="true" acquire="all">
  <CRIDResult>
    <Crid>CRID://www.imbc.com/Data/Damo_Plus/14-1-
2005/Carousel201_0930</Crid>
    <Crid>CRID://www.imbc.com/Data/Damo_Plus/14-1-
2005/Carousel203_0930</Crid>
  </CRIDResult>
</Result>
<Result CRID="CRID://www.imbc.com/Data/Damo_Plus/14-1-2005/Carousel201_0930"
status="resolved" complete="true" acquire="all">
  <LocationsResult>
    <Locator>mhp://65.1000.1;1.0.1~20050225T214000+0900</Locator>
  </LocationsResult>
</Result>
<Result CRID="CRID://www.imbc.com/Data/Damo_Plus/14-1-2005/Carousel203_0930"
status="resolved" complete="true" acquire="all">
  <LocationsResult>
    <Locator>mhp://65.1000.2;2.0.1~20050225T214000+0900</Locator>
  </LocationsResult>
</Result>
</ContentReferencingTable>

```

In the XML instance, the CRID for the data service has two CRIDs associated with it. It means that a data service is transmitted through two carousels. In the example, the locator information of each CRID is used to locate the carousel. For a locator of data broadcasting service by MHP, here is one example format. This format can be used in ACAP data broadcast also.

*mhp://[tsid (transport stream id)].[program number].[component tag];
[carousel id].[module id].[objectKey]~[date]T[time]+[timezone]*

View

After all files for a data broadcasting service have been acquired, data broadcasting middleware can initialize and start the service.

10.3 Phase 2 example: Targeting

10.3.1 User environment description

The XML snippet below describes that the consumer is using a PDA as a *TV-Anytime* client terminal and the video format that the PDA can decode is "AVI." In addition to the terminal related information, the snippet also provides information on the current weather conditions.

Based on this environment, either the PDA can select content in AVI format from the available formats, or the service provider can only push contents with "AVI" format under the assumption that this environment description is provided to the service provider. In addition, the PDA or the service provider can provide content suitable for the current weather condition ("rain"). The selection of the content with a proper format and context can either be based on the program description specified by TVA Phase 1 metadata or based on the targeting condition provided by the package tool.

```

<?xml version="1.0" encoding="UTF-8"?>
<TVAMain xmlns="urn:tva:metadata:2007"
  xmlns:tva2="urn:tva:metadata:extended:2007"
  xmlns:mpeg21="urn:tva:mpeg21:2007"
  xmlns:mpeg7="urn:tva:mpeg7:2005"
  xmlns:xsi="http://www.w3.org/2001/XMLSchema-instance"
  xsi:schemaLocation="urn:tva:metadata:extended:2007 tva2_metadata_3-3_v121.xsd"
  xsi:type="tva2:ExtendedTVAMainType">
  <UserDescription xsi:type="tva2:ExtendedUserDescriptionType">
    <tva2:UsageEnvironment>
      <tva2:TerminalInformationTable>
        <tva2:TerminalInformation>
          <tva2:DecoderInformation
            xsi:type="mpeg21:VideoCapabilitiesType">
            <mpeg21:Format
              href="urn:mpeg:mpeg7:cs:VisualFileFormatCS:2001:7">
              <mpeg7:Name>avi</mpeg7:Name>

```



```

        </mpeg21:Format>
    </tva2:DecoderInformation>
    <tva2:TerminalType
        href="urn:tva:metadata:phase2:cs:TerminalTypeCS:2005:2">
        <Name>PDA</Name>
    </tva2:TerminalType>
    </tva2:TerminalInformation>
</tva2:TerminalInformationTable>
<tva2:NaturalEnvironmentInformationTable>
    <tva2:NaturalEnvironmentInformation>
        <tva2:Weather
            href="urn:tva:metadata:Phase2:cs:WeatherTypeCS:2005:6">
            <Name>Rainy</Name>
        </tva2:Weather>
    </tva2:NaturalEnvironmentInformation>
</tva2:NaturalEnvironmentInformationTable>
</tva2:UsageEnvironment>
</UserDescription>
</TVAMain>

```

10.3.2 Personalized service

In a personalized service a service provider makes use, with the consent of the consumer, of consumer profile data (user description, user environment and personal profile) in secure environment.

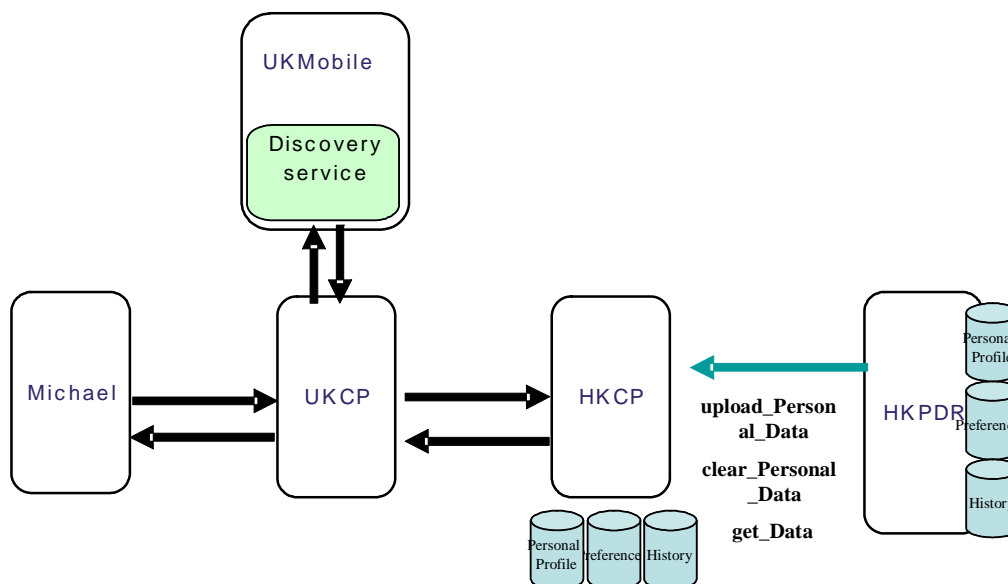


Figure 17: Using personal data for a service

The following XML snippet shows an example instance document of using `get_Data` and `RequestedFields`. By using these, clients can request specific element or specific attribute values of TVA metadata as well as information defined in a table form.

```

<?xml version="1.0" encoding="UTF-8"?>
<get_Data xmlns="urn:tva:transport:2007" xmlns:xsi="http://www.w3.org/2001/XMLSchema-instance"
xsi:schemaLocation="urn:tva:transport:2007 tva_transport_6-1_v141.xsd">
<QueryConstraints>
    <PredicateBag>
        <BinaryPredicate fieldID="tvaf:Genre" fieldValue=":content:3.1"/> </PredicateBag>
</QueryConstraints>
<RequestedTables>
    <Table type="ProgramInformationTable">
        <RequestedFields>
            <IdentificationByFieldId fieldID="tvaf:CRID"/>
            <IdentificationByFieldId fieldID="tvaf:Title"/>
        </RequestedFields>
    </Table>
    <Table type="ProgramLocationTable">
        <RequestedFields>
            <IdentificationByFieldId fieldID="tvaf:PublishedStartTime"/>
        </RequestedFields>
    </Table>
</RequestedTables>

```

```

</Table>
</RequestedTables>
</get_Data>

```

The response to the above query is shown below. This example clearly shows that the client receives only the requested elements/attributes.

```

<?xml version="1.0" encoding="UTF-8"?>
<tns:get_Data_Result serviceVersion="1" xmlns:tns="urn:tva:transport:2007"
xmlns:tva="urn:tva:metadata:2007" xmlns:xsi="http://www.w3.org/2001/XMLSchema-instance"
xsi:schemaLocation="urn:tva:transport:2007 tva_transport_6-1_v141.xsd">
<tva:TVAMain>
  <tva:ProgramDescription>
    <tva:ProgramInformationTable>
      <tva:ProgramInformation
        ProgramId="CRID://www.kbs.co.kr:history/jangbogo">
        <tva:BasicDescription>
          <tva:Title>Gangbogo</tva:Title>
        </tva:BasicDescription>
      </tva:ProgramInformation>
      <tva:ProgramInformation
        programId="CRID://www.kbs.co.kr:cultural/special">
        <tva:BasicDescription>
          <tva:Title>The report about environment</tva:Title>
        </tva:BasicDescription>
      </tva:ProgramInformation>
    </tva:ProgramInformationTable>
    <tva:ProgramLocationTable>
      <tva:BroadcastEvent>
        <tva:Program crid="CRID://www.kbs.co.kr:history/jangbogo"/>
        <tva:PublishedStartTime>2005-04-
07T20:45:00Z</tva:PublishedStartTime>
      </tva:BroadcastEvent>
      <tva:BroadcastEvent>
        <tva:Program crid="CRID://www.kbs.co.kr:history/jangbogo"/>
        <tva:PublishedStartTime>2005-04-
08T20:45:00Z</tva:PublishedStartTime>
      </tva:BroadcastEvent>
      <tva:BroadcastEvent>
        <tva:Program
          crid="CRID://www.kbs.co.kr:cultural/specialreport"/>
        <tva:PublishedStartTime>2005-04-
07T22:45:00Z</tva:PublishedStartTime>
      </tva:BroadcastEvent>
    </tva:ProgramLocationTable>
  </tva:ProgramDescription>
</tva:TVAMain>
</tns:get_Data_Result>

```

With the current specification it is possible for the consumer to express whether his personal data is to be used in processing the query. The XML snippet below shows how that can be done making use of PersonalInfoUse. By setting the PersonalInfoUse attribute to false, the user can signal the service provider not to use the consumer metadata in processing his request, i.e. this signals the service provider not to personalize the response to the get_Data request.

```

<?xml version="1.0" encoding="UTF-8"?>
<get_Data xmlns="urn:tva:transport:2007" xmlns:tva="urn:tva:metadata:2007"
xmlns:xsi="http://www.w3.org/2001/XMLSchema-instance" xsi:schemaLocation="urn:tva:transport:2007
tva_transport_6-1_v141.xsd" PersonalInfoUse="true">

```

The XML snippet below shows the use of `upload_Personal_Data` to transport consumer metadata to the service provider.

```
<upload_Personal_Data xmlns="urn:tva:transport:2007" xmlns:tva="urn:tva:metadata:2007"
xmlns:xsi="http://www.w3.org/2001/XMLSchema-instance" xsi:schemaLocation="urn:tva:transport:2007
tva_transport_6-1_v141.xsd">
  <UserInformation>
    <UserPreferences>
      ~~~~~~
    </UserPreferences>
    <UsageHistory>
      ~~~~~~
    </UsageHistory/>
    <UserInfomationTable>
      ~~~~~~
    </UserInfomationTable>
  </UserInformation>
</upload_Personal_Data>
```

The use of submitted consumer metadata depends on the policy of the service provider. For example, when the consumer metadata is accumulated for a long period time, the service provider can use either all the accumulated consumer data or the consumer data over a certain period of time. Using submitted consumer metadata can improve the service quality by providing an adapted service to the consumer. The XML snippet below shows an example of the `clear_Personal_Data` operation to request the service provider to remove the accumulated consumer data from the server collected by `upload_Personal_Data`. This operation can clear either all submitted data or the data submitted during a certain time interval.

```
<?xml version="1.0" encoding="UTF-8"?>
<clear_Personal_Data xmlns="urn:tva:transport:2007" xmlns:tva="urn:tva:metadata:2007"
xmlns:xsi="http://www.w3.org/2001/XMLSchema-instance" xsi:schemaLocation="urn:tva:transport:2007
tva_transport_6-1_v141.xsd">
  <TimeFrom>
    <tva:TimePoint>2005-04-07T22:45</tva:TimePoint>
  </TimeFrom>
  <TimeTo>
    <tva:TimePoint>2003-04-07T22:45</tva:TimePoint>
  </TimeTo>
  <TargetTable>All</TargetTable>
</clear_Personal_Data>
```

10.4 Phase 2 example: Interstitials

This example shows how the framework can be used to signal that a particular Spot within a Pod should be substituted with another content item when playing back recorded content.

```
<?xml version="1.0" encoding="UTF-8"?>
<TVAMain xmlns="urn:tva:metadata:2007"
xmlns:tva2="urn:tva:metadata:extended:2007"
xmlns:int="urn:tva:metadata:interstitial:2007"
xmlns:mpeg21="urn:tva:mpeg21:2007"
xmlns:mpeg7="urn:tva:mpeg7:2005"
xmlns:xsi="http://www.w3.org/2001/XMLSchema-instance"
xsi:schemaLocation="urn:tva:metadata:extended:2007 tva2_metadata_3-3_v121.xsd"
xsi:type="tva2:ExtendedTVAMainType">
  <tva2:InterstitialTargetingTable>
    <int:Rules>
      <int:rule rule_id="CarpetWorldPromotion">
        <int:Predicate test="less_than">
          <int:RuleMethod methodName="urn:sdn:Interstitials:SystemDateTime"/>
          <int:ConstantValue value="2005-09-01T00:00:00Z"/>
        </int:Predicate>
      </int:rule>
      <int:rule rule_id="CarpetWorldPromotionEndofSale">
        <int:PredicateBag type="AND">
          <int:Predicate test="less_than">
            <int:RuleMethod methodName="urn:sdn:Interstitials:SystemDateTime"/>
            <int:ConstantValue value="2005-10-01T00:00:00Z"/>
          </int:Predicate>
          <int:Predicate test="greater_than">
            <int:RuleMethod methodName="urn:sdn:Interstitials:SystemDateTime"/>
            <int:ConstantValue value="2005-09-29T00:00:00Z"/>
          </int:Predicate>
        </int:PredicateBag>
      </int:rule>
    </int:Rules>
  </tva2:InterstitialTargetingTable>
```

```

</int:rule>
<int:rule rule_id="ParentalControl">
  <int:Predicate test="less_than">
    <int:RuleMethod methodName="urn:sdn:Interstitials:ParentalControl"/>
    <int:ConstantValue value="16"/>
  </int:Predicate>
</int:rule>
</int:Rules>
<int:InterstitialTable>
  <int:InterstitialBreak>
    <int:InterstitialBreakSelectionRule>
      <int:Predicate test="equals">
        <int:RuleMethod methodName="urn:sdn:Interstitials:targetPodID"/>
        <int:ConstantValue value="123"/>
      </int:Predicate>
    </int:InterstitialBreakSelectionRule>
    <int:SpotSubstitution>
      <int:SpotSelectionRule>
        <int:PredicateBag>
          <int:Predicate test="equals">
            <int:ConstantValue value="crid://foo.com/Hovis"/>
            <int:RuleMethod methodName="urn:sdn:Interstitials:SpotID"/>
          </int:Predicate>
        </int:PredicateBag>
      </int:SpotSelectionRule>
      <int:ReplacementSpot>
        <int:Condition require="CarpetWorldPromotion"/>
        <int:ContentRef crid="crid://foo.com/CarpetWorld"/>
      </int:ReplacementSpot>
      <int:ReplacementSpot>
        <int:Condition require="CarpetWorldPromotionEndofSale"/>
        <int:ContentRef crid="crid://foo.com/CarpetWorldEndOfSale"/>
      </int:ReplacementSpot>
    </int:SpotSubstitution>
  </int:InterstitialBreak>
</int:InterstitialTable>
</tva2:InterstitialTargetingTable>
</TVAMain>

```

At the point of play back the terminal shall check to see if a Pod with a PodId of "XYZ" exists within the recorded content.

NOTE: Identification of the Pod is out of scope of the *TV-Anytime* specifications.

If it does then the system shall replace the Spot with a SpotId of "crid://foo.com/Hovis" with either the "Carpet World Promotion" content item or the "Carpet World End Of Sale" content item depending on the date at which the content is played back.

If neither of the rules are satisfied then the system shall play out the original content item i.e. "crid://foo.com/Hovis".

The following example shows how a number of Avail substitutions and Spot substitutions can be combined together to support more complex scenarios.

```

<?xml version="1.0" encoding="UTF-8"?>
<TVAMain xmlns="urn:tva:metadata:2007"
  xmlns:tva2="urn:tva:metadata:extended:2007"
  xmlns:int="urn:tva:metadata:interstitial:2007"
  xmlns:mpeg21="urn:tva:mpeg21:2007"
  xmlns:mpeg7="urn:tva:mpeg7:2005"
  xmlns:xsi="http://www.w3.org/2001/XMLSchema-instance"
  xsi:schemaLocation="urn:tva:metadata:extended:2007 tva2_metadata_3-3_v121.xsd"
  xsi:type="tva2:ExtendedTVAMainType">
  <tva2:InterstitialTargetingTable>
    <int:Rules>
      <int:rule rule_id="peaktime">
        <int:PredicateBag type="AND">
          <int:Predicate test="greater_than">
            <int:RuleMethod methodName="urn:sdn:Interstitials:SystemTime"/>
            <int:ConstantValue value="18:00:00Z"/>
          </int:Predicate>
          <int:Predicate test="less_than">
            <int:RuleMethod methodName="urn:sdn:Interstitials:SystemTime"/>
            <int:ConstantValue value="21:00:00Z"/>
          </int:Predicate>
        </int:PredicateBag>
      </int:rule>
    </int:Rules>
  </tva2:InterstitialTargetingTable>
</TVAMain>

```

```

</int:rule>
<int:rule rule_id="Breakfast_time">
  <int:PredicateBag type="AND">
    <int:Predicate test="greater_than">
      <int:RuleMethod methodName="urn:sdn:Interstitials:SystemTime"/>
      <int:ConstantValue value="06:00:00Z"/>
    </int:Predicate>
    <int:Predicate test="less_than">
      <int:RuleMethod methodName="urn:sdn:Interstitials:SystemTime"/>
      <int:ConstantValue value="10:00:00Z"/>
    </int:Predicate>
  </int:PredicateBag>
</int:rule>
<int:rule rule_id="ParentalControl">
  <int:Predicate test="less_than">
    <int:RuleMethod methodName="urn:sdn:Interstitials:ParentalControl"/>
    <int:ConstantValue value="16"/>
  </int:Predicate>
</int:rule>
</int:Rules>
<int:InterstitialTable>
  <int:InterstitialBreak>
    <int:InterstitialBreakSelectionRule>
      <int:Predicate test="equals">
        <int:ConstantValue value="XYZ"/>
        <int:RuleMethod methodName="urn:sdn:Interstitials:targetPodID"/>
      </int:Predicate>
    </int:InterstitialBreakSelectionRule>
    <int:PodSubstitution>
      <int:ReplacementPod>
        <int:Condition require="peaktime"/>
        <int:Spot crid="crid://foo.com/persil"/>
        <int:Spot crid="crid://foo.com/ford"/>
      </int:ReplacementPod>
      <int:ReplacementPod>
        <int:Condition require="Breakfast_time"/>
        <int:Spot crid="crid://foo.com/McDonaldsBreakfast"/>
        <int:Spot crid="crid://foo.com/AlpenCereal"/>
      </int:ReplacementPod>
      <int:ReplacementPod PodId="89658">
        <int:Condition except="peaktime Breakfast_time"/>
        <int:Spot crid="crid://foo.com/JoesCarLot"/>
        <int:Spot crid="crid://foo.com/AmateurDramatics"/>
      </int:ReplacementPod>
    </int:PodSubstitution>
    <int:SpotSubstitution>
      <int:SpotSelectionRule>
        <int:Predicate test="equals">
          <int:RuleMethod methodName="urn:sdn:Interstitials:SpotId"/>
          <int:ConstantValue value="crid://foo.com/JoesCarLot"/>
        </int:Predicate>
      </int:SpotSelectionRule>
      <int:ReplacementSpot>
        <int:Condition require="ParentalControl"/>
        <int:ContentRef crid="crid://foo.com/ToyAdvert1"/>
      </int:ReplacementSpot>
    </int:SpotSubstitution>
  </int:InterstitialBreak>
</int:InterstitialTable>
</tva2:InterstitialTargetingTable>
</TVAMain>

```

The above example shows how Spot substitution can be used alongside Pod substitution. When performing play back of a recorded content item, the system shall check to see if it contains a pod with a PodId of "XYZ". If it does then this Pod shall be replaced by one of 3 substitution Pods depending on the time of day at which the content is being played. If playback ours during peak time then the system shall play the Persil and Ford advert. If its breakfast time then the system shall play the McDonalds breakfast and Alpen Cereal advertisement. At all other times it will play the Car lot and Amateur Dramatics advert.

Then system shall then evaluate the SpotSubstitution declarations, to see if any of the spots within the substitution Pod should be replaced. As a consequence, in this example if the Pod containing the JoesCarLot Advert was selected and the viewer was under 16 years of age then the JoesCarLot advert would be replaced by a Toy advert.

In an environment where the transport system does not support pod positioning (e.g. in a non-broadcasting service environment, such as IP-cast), pod identification can be provided by the *TV-Anytime* specification using SegmentGroup information, as shown in the following example.

```
<?xml version="1.0" encoding="UTF-8"?>
<TVAMain xmlns="urn:tva:metadata:2007"
  xmlns:xsi="http://www.w3.org/2001/XMLSchema-instance"
  xsi:schemaLocation="urn:tva:metadata:2007 tva_metadata_3-1_v141.xsd">
  <ProgramDescription>
    <SegmentInformationTable>
      <SegmentList>
        <SegmentInformation segmentId="segment01">
          <ProgramRef crid="crid://ybc.com/myprogram1"/>
          <SegmentLocator>
            <MediaRelIncrTimePoint>30000</MediaRelIncrTimePoint>
          </SegmentLocator>
        </SegmentInformation>
        <SegmentInformation segmentId="segment02">
          <ProgramRef crid="crid://ybc.com/myprogram1"/>
          <SegmentLocator>
            <MediaRelIncrTimePoint>60010</MediaRelIncrTimePoint>
          </SegmentLocator>
        </SegmentInformation>
        <SegmentInformation segmentId="segment03">
          <ProgramRef crid="crid://ybc.com/myprogram1"/>
          <SegmentLocator>
            <MediaRelIncrTimePoint>100000</MediaRelIncrTimePoint>
          </SegmentLocator>
        </SegmentInformation>
        <SegmentInformation segmentId="segment04">
          <ProgramRef crid="crid://ybc.com/myprogram1"/>
          <SegmentLocator>
            <MediaRelIncrTimePoint>142000</MediaRelIncrTimePoint>
          </SegmentLocator>
        </SegmentInformation>
        <SegmentInformation segmentId="segment05">
          <ProgramRef crid="crid://ybc.com/myprogram1"/>
          <SegmentLocator>
            <MediaRelIncrTimePoint>183000</MediaRelIncrTimePoint>
          </SegmentLocator>
        </SegmentInformation>
      </SegmentList>
      <SegmentGroupList>
        <SegmentGroupInformation groupId="sgroup001">
          <ProgramRef crid="crid://ybc.com/myprogram1"/>
          <GroupType xsi:type="SegmentGroupTypeType"
            value="insertionPoints"/>
          <Segments refList="segment01 segment02 segment03 segment04
            segment05"/>
        </SegmentGroupInformation>
      </SegmentGroupList>
    </SegmentInformationTable>
  </ProgramDescription>
</TVAMain>
```

The above example TVA document completely describes 5 Pods, each of which are separated by about 15 minutes. In this example, the segmentID concatenated with CRID should be used as a PodId as defined in SP003-4 so that exact position within the given program is specified by each SegmentLocator. For example, the identification for the second insertion point (pod) is "segment02//crid://ybc.com/myprogram1".

10.5 Phase 2 example: Sharing - metadata exchange

The scenarios below cover the specifications that explicitly add support for the exchange of metadata.

10.5.1 Transfer profile to another device

This clause addresses the following scenario:

"Using his rented 3G mobile phone, Michael gets access to a UK content provider's menu of contents. He knows that the provider has Manchester United matches on the menu. He wants to watch them the way he likes, so he has his user profiles transferred from his home PDR in Hong Kong to the UK content provider so that the latter can know exactly what he likes. As a result, clips of Man U goals are streamed to his phone while in the UK".

In this scenario, the 3G mobile phone (UKMobile) would provide Michael's identity. It also helps the UK content provider to discover Michael's home PDR - it is a Discovery Service host as is called in Web Services. Michael's PDR in Hong Kong (HKPDR) provides Michael's user profiles (UserPreferences and UsageHistory in this case).

The UK Content Provider (UKCP) is the service provider, providing content (football games including Manchester United).

A sequence of events that would be involved in the exchange of user profiles in this scenario may be described as follows. UKCP does not have Michael's personal information, and so it needs to obtain his personal profiles from other services. On Michael's request, UKCP asks UKMobile for information on offered services and resources of other sites. This can be done by sending a query message for service discovery.

```
<soapenv:Envelope xmlns:soapenv="http://schemas.xmlsoap.org/soap/envelope/"
xmlns:xsd="http://www.w3.org/2001/XMLSchema" xmlns:xsi="http://www.w3.org/2001/XMLSchema-instance">
  <soapenv:Header>
  </soapenv:Header>
  <soapenv:Body>
    <disco:Query id="NTT43EBDA48A7965082DA284C13DE33EFDE"
      xmlns:disco:="urn:liberty:disco:2003-08">
      <disco:ResourceID>https://www.UKMobile.com:8443</disco:ResourceID>
      <disco:Requestedisco:erviceType>
      <disco:ServiceType>urn:tva:metadata:user</disco:ServiceType>
        <disco:Options>
          <disco:Option>urn:tva:metadata:UserPreferences
        </disco:Option>
          <disco:Option>urn:tva:metadata:UsageHistory</disco:Option>
        </disco:Options>
      </disco:RequestedServiceType>
    </disco:Query>
  </soapenv:Body>
</soapenv:Envelope>
```

On receiving this query message for service discovery, UKMobile sends back a response message giving the requested service types and resource, if there is any. This will show that HKPDR has such service.

```
<soapenv:Envelope xmlns:soapenv="http://schemas.xmlsoap.org/soap/envelope/"
xmlns:xsd="http://www.w3.org/2001/XMLSchema" xmlns:xsi="http://www.w3.org/2001/XMLSchema-instance">
  <soapenv:Header>
  </soapenv:Header>
  <soapenv:Body>
    <disco:QueryResponse id="NTTE6CF51BEB0320300DF0F4070CD04D1B6"
      xmlns:disco:="urn:liberty:disco:2003-08">
      <disco:Status code="disco:OK"/>
      <disco:ResourceOffering entryID="uuid:1c1ccaeb-0c36-229b-d510-
        7ae33406ada4">
        <disco:ResourceID>https://HKPDR:8443/metadata/profile
      </disco:ResourceID>
        <disco:ServiceInstance>
          <disco:ServiceType>urn:tva:metadata:user</disco:ServiceType>
          <disco:ProviderID>https://HKPDR:8443/metadata/profile</
            disco:ProviderID>
            <disco:Description>
              <disco:SecurityMechID>urn:liberty:security:2003-
                08:TLS:X509</disco:SecurityMechID>
              <disco:SecurityMechID>urn:liberty:security:2003-
                08:TLS:null</disco:SecurityMechID>
              <disco:Endpoint>https://HKPDR:8443/metadata/
```

```

        profile</disco:Endpoint>
      </disco:Description>
    </disco:ServiceInstance>
  </disco:Options>
<disco:Option>urn:tva:metadata:UserPreference</disco:Option>
<disco:Option>urn:tva:metadata:UsageHistory</disco:Option>
<disco:Option>urn:liberty:id-sis-pp:cn</disco:Option>
<disco:Option>urn:liberty:id-sis-pp:informalName</disco:Option>
</disco:Options>
  </disco:ResourceOffering>
</disco:QueryResponse>
</soapenv:Body>
</soapenv:Envelope>

```

UKCP in turn gets access to HKPDR, asking for its offered services. After receiving Hoper's offering UKCP sends a query message for personal profiles to HKPDR so as to obtain Michael's personal information.

```

<soapenv:Envelope xmlns:soapenv="http://schemas.xmlsoap.org/soap/envelope/"
xmlns:xsd="http://www.w3.org/2001/XMLSchema" xmlns:xsi="http://www.w3.org/2001/XMLSchema-instance">
  <soapenv:Header>
  </soapenv:Header>
  <soapenv:Body>
    <tvapp:Query id="NTT279922C20F1473B04D14F21F5B929890"
xmlns:tvapp="urn:tva:id-sis-pp:2003-08">
      <tvapp:ResourceID>https://HKPDR/metadata/userprofile</tvapp:ResourceID>
      <tvapp:QueryItem includeCommonAttributes="0">
        <tvapp:Select>/tvapp:TVAMain/tvapp:UserDescriptions/
          tvapp:UserPreferences/tvapp:FilteringAndSearchPreferences
        </tvapp:Select>
      </tvapp:QueryItem>
      <tvapp:QueryItem includeCommonAttributes="0">
        <tvapp:Select>/tvapp:TVAMain/tvapp:UserDescriptions/
          tvapp:UserPreferences/tvapp:BrowsingPreferences
        </tvapp:Select>
      </tvapp:QueryItem>
      <tvapp:QueryItem includeCommonAttributes="0">
        <tvapp:Select>/tvapp:TVAPP/tvapp:UsageHistory</pp:Select>
      </tvapp:QueryItem>
    </tvapp:Query>
  </soapenv:Body>
</soapenv:Envelope>

```

After receiving the query, HKPDR then puts the requested personal information in the response message and sends it to UKCP, and UKCP receives Michael's profiles, namely his UserPreferences and UsageHistory.

```

<soapenv:Envelope xmlns:soapenv="http://schemas.xmlsoap.org/soap/envelope/"
xmlns:xsd="http://www.w3.org/2001/XMLSchema" xmlns:xsi="http://www.w3.org/2001/XMLSchema-instance">
  <soapenv:Header>
  </soapenv:Header>
  <soapenv:Body>
    <tvapp:QueryResponse timeStamp="2004-03-10T05:59:06Z"
xmlns:tvapp="urn:tva:metadata:user">
      <tvapp:Status code="tvapp:OK"/>
      <tvapp:Data>
<tvapp:TVAMain>
  <tvapp:UserDescription>
    <tvapp:UserPreferences>
      <tvapp:UserPreference>
        <mpeg7:FilteringAndSearchPreferences preferenceValue="90"
xmlns:mpeg7="urn:tva:mpeg7:2005">
          <mpeg7:ClassificationPreferences>
            <mpeg7:Genre href="urn:mpeg:GenreCS">
              <mpeg7:Name>Soccer</mpeg7:Name>
            </mpeg7:Genre>
          </mpeg7:ClassificationPreferences>
          <mpeg7:CreationPreferences>
            <mpeg7:Creator preferenceValue="70">
              <mpeg7:Role
href="urn:tva:metadata:cs:TVARoleCS:2005:V43">
                <mpeg7:Name>Participant</mpeg7:Name>
              </mpeg7:Role>
              <mpeg7:Agent xsi:type="mpeg7:OrganizationType">
                <mpeg7:Name>
                  <mpeg7:GivenName>Manchester
                    United</mpeg7:GivenName>
                </mpeg7:Name>
              </mpeg7:Name>
            </mpeg7:Creator>
          </mpeg7:CreationPreferences>
        </mpeg7:FilteringAndSearchPreferences>
      </tvapp:UserPreference>
    </tvapp:UserPreferences>
  </tvapp:UserDescription>
</tvapp:TVAMain>
      </tvapp:Data>
    </tvapp:QueryResponse>
  </soapenv:Body>
</soapenv:Envelope>

```



```

        </mpeg7:Agent>
        </mpeg7:Creator>
        </mpeg7:CreationPreferences>
        </mpeg7:FilteringAndSearchPreferences>
</tvapp:UserPreference>
</tvapp:UserDescription>
</tvapp:TVAMain>
    </tvapp:Data>
    <tvapp:Data>
        <tvapp:UsageHistory>
        </tvapp:UsageHistory>
    </tvapp:Data>
    </tvapp:QueryResponse>
</soapenv:Body>
</soapenv:Envelope>

```

10.5.2 Recommend content to a friend

TS 102 822-8 [13] allows the user to transfer metadata between devices, with an appropriate instruction. The specification allows the encapsulation of all forms of *TV-Anytime* data. One of the nice features of TS 102 822-8 [13] is the ability to recommend a piece of content to a friend. In this example the user sends the following data to a friend via email, recommending an episode of Foxes.

```

<?xml version="1.0" encoding="UTF-8"?>
<CoreData xmlns="urn:tva:CoreData:2007"
  xmlns:mpeg7="urn:tva:mpeg7:2005"
  xmlns:tva="urn:tva:metadata:2007"
  xmlns:CR="http://www.tv-anytime.org/2007/06/ContentReferencing"
  xmlns:xsi="http://www.w3.org/2001/XMLSchema-instance"
  xsi:schemaLocation="urn:tva:CoreData:2007 tva_core_data_8_v121.xsd">
  <SelectedContent id="CRID://resolver.com/foxes/episode1">
    <tva:TVAMain version="03" xml:lang="en" publisher="..."
      publicationTime="2005-03-16T14:13:00.00+08:00">
      <tva:CopyrightNotice>...</tva:CopyrightNotice>
      <tva:ProgramDescription>
        <tva:ProgramInformationTable>
          <tva:ProgramInformation
            programId="CRID://resolver.com/foxes/episode1">
            <tva:BasicDescription>
              <tva:Title>Foxes</tva:Title>
            </tva:BasicDescription>
          </tva:ProgramInformation>
        </tva:ProgramInformationTable>
        <tva:ProgramLocationTable>
          <tva:BroadcastEvent serviceIDRef="bcast12">
            <tva:Program crid="CRID://resolver.com/foxes/episode1" />
            <tva:ProgramURL>dvb://1.4ee2.3f4/</tva:ProgramURL>
            <tva:PublishedStartTime>2005-03-
              16T18:00:00.00+08:00</tva:PublishedStartTime>
            <tva:PublishedDuration>PT1H</tva:PublishedDuration>
          </tva:BroadcastEvent>
        </tva:ProgramLocationTable>
      </tva:ProgramDescription>
    </tva:TVAMain>
    <WSIFServerAddress>http://resolver.com/tva</WSIFServerAddress>
    <Action>
      <Type href="urn:tva:core_data:cs:ActionTypeCS:2005:recommend"/>
    </Action>
  </SelectedContent>
</CoreData>

```

In the example shown, the user sends a TVAMain document that contains ProgramInformation for the recommended programme along with the ProgramLocation information for the broadcast. A pointer is also given to the appropriate resolving service so that the receiver can accurately resolve the content (they could include the location resolution table if they wanted). The final element describes the "recommend" action associated with the content.

10.5.3 Web browsing to select content and metadata acquisition

This scenario implies the following steps:

- The customer uses the Web browser available in its PDR to access an EPG located on a web site.
- The customer browses the EPG and selects content. A record button on the EPG page allows the customer to download the metadata associated to the selected content in order to program the content recording.
- The customer presses the record button and get the metadata (as specified in TS 102 822-8 [13]) associated to the selected content in its PDR.

Here is an example of the file received from the Web site containing metadata information and action ("record") to be taken on the content associated with this metadata:

```
<?xml version="1.0" encoding="UTF-8"?>
<CoreData xmlns="urn:tva:CoreData:2007"
  xmlns:mpeg7="urn:tva:mpeg7:2005"
  xmlns:tva="urn:tva:metadata:2007"
  xmlns:CR="http://www.tv-anytime.org/2007/06/ContentReferencing"
  xmlns:xsi="http://www.w3.org/2001/XMLSchema-instance"
  xsi:schemaLocation="urn:tva:CoreData:2007 tva_core_data_8_v121.xsd">
  <SelectedContent id="CRID://resolver.com/foxes/episode1">
    <tva:TVAMain version="03" xml:lang="en" publisher="..."
      publicationTime="2005-03-16T14:13:00.00+08:00">
      <tva:CopyrightNotice>...</tva:CopyrightNotice>
      <tva:ProgramDescription>
        <tva:ProgramInformationTable>
          <tva:ProgramInformation
            programId="CRID://resolver.com/foxes/episode1">
            <tva:BasicDescription>
              <tva:Title>Foxes</tva:Title>
            </tva:BasicDescription>
          </tva:ProgramInformation>
        </tva:ProgramInformationTable>
        <tva:ProgramLocationTable>
          <tva:BroadcastEvent serviceIDRef="bcast12">
            <tva:Program crid="CRID://resolver.com/foxes/episode1" />
            <tva:ProgramURL>dvb://1.4ee2.3f4/</tva:ProgramURL>
            <tva:PublishedStartTime>2005-03-
              16T18:00:00.00+08:00</tva:PublishedStartTime>
            <tva:PublishedDuration>PT1H</tva:PublishedDuration>
          </tva:BroadcastEvent>
        </tva:ProgramLocationTable>
      </tva:ProgramDescription>
    </tva:TVAMain>
    <WSIFServerAddress>http://resolver.com/tva</WSIFServerAddress>
  <Action>
    <Type href="urn:tva:core_data:cs:ActionTypeCS:2004:record"/>
  </Action>
</SelectedContent>
</CoreData>
```

- The PDR asks the customer for record programming confirmation.
- On user confirmation, metadata is stored for the selected content in the PDR with the already existing metadata. If location resolution is not provided within the metadata, it will take place as specified by TV Anytime specification and at the end the recording will be programmed.
- From now on, the PDR will handle this new record request in the same way as the record requests coming from the normal TV Anytime selection process. This means that if CRID re-resolution is to be done, it will be done as specified by TV Anytime specification.

10.6 Phase 2 example: Remote programming using a Networked Digital Recorder (NDR)

These are the scenarios considered in this clause and involving a Network Digital Recorder (NDR):

- NDR programming for future recording.
- NDR programming for immediate recording.
- NDR programming for consumption by another device.

10.6.1 NDR programming for future recording

This scenario involves the following steps:

- The customer uses *TV Anytime* technologies on his PDR to select content.
- Then he discovers that the selected content instance overlaps with other content he is interested in. He decides to send a record request to the NDR Service able to record this content instance.

Here is the record request from the PDR to the NDR:

```
<RecordRequest>
  <SubscriptionId>3456-4567-5677-4321</SubscriptionId>
  <ContentId CRID="crid://broadcaster.com/ajcnd"/>
  <Locator>dvb://1.4ee2.3fa;4f5</Locator>
</RecordRequest>
```

- His PDR receives a record request acknowledgement containing the date and time at which this content is expected to be available.

Here is the positive response to the Record Request:

```
<RecordRequestResult>
  <RequestId>45U753-452</RequestId>
  <Time2Call>2004-07-15T20:35:00.00</Time2Call>
  <RecordingCharge currency="EUR">2</RecordingCharge>
  <ConservationDelay>PT12H</ConservationDelay>
</RecordRequestResult>
```

- At that date and time, the PDR contacts the NDR to make sure that the content is really available or to obtain a new date and time of availability if there is a schedule change.

Here is the request from the PDR to the NDR to inquire about the content availability:

```
<RecordStatus RequestId="45U753-452"/>
```

- When the NDR response confirms the availability of the recorded content, the PDR informs the customer.

Here is the NDR response confirming the availability of the content:

```
<RecordStatusResult RequestId="45U753-452">
  <ContentAvailable>
    <ContentURL>ftp://ccett.fr/content1.mp2</ContentURL>
    <ConservationDeadline>2004-07-17T20:30:00.00</ConservationDeadline>
  </ContentAvailable>
</RecordStatusResult>
```

- On end-user request, the PDR gets the recorded content as specified (either by streaming or downloading).

10.6.2 NDR programming for immediate recording

This scenario involves the following steps:

- The customer is watching time shifted live content using his PDR.
- Somebody else comes in and wants to watch the live event being broadcast soon on another channel.
- The customer can then request an NDR to immediately record the content being broadcast on the current TV channel. It should be noted that only a part of the content will be recorded by the NDR.

```
<RecordRequest>
  <SubscriptionId>3456-4567-5677-4321</SubscriptionId>
  <Locator>dvb://1.4ee2.3fa;4f5</Locator>
</RecordRequest>
```

expected to be available.

```
<RecordRequestResult>
  <RequestId>45U753-452</RequestId>
  <Time2Call>2004-07-15T20:35:00.00</Time2Call>
  <RecordingCharge currency="EUR">2</RecordingCharge>
  <ConservationDelay>PT12H</ConservationDelay>
</RecordRequestResult>
```

- The customer carries on watching TV until the beginning of the live event broadcast and leaves the room.
- The second person watches the live event and at the end, the first person comes back and asks the PDR to get the recorded content as specified (either by streaming or downloading).

Request from the PDR to the NDR:

```
<RecordStatus RequestId="45U753-452"/>
```

Response from the NDR when the content is available (here in streaming mode, so maybe before complete content recording if the NDR is able to play a content while recording).

```
<RecordStatusResult RequestId="45U753-452">
  <ContentAvailable>
    <ContentURL>rtsp://ccett.fr/content1.mp2</ContentURL>
    <ConservationDeadline>2004-07-17T20:30:00.00</ConservationDeadline>
  </ContentAvailable>
</RecordStatusResult>
```

NOTE: The content made available after recording by the NDR is not a complete program, it is just the last part of the content starting from the time when the record request was accepted.

10.6.3 NDR programming for consumption by another device

The customer is in his office and discovers that tonight an interesting content will be broadcast but he knows that he will be soon on the move and so decides to record the TV Content for later viewing on its PDA.

This scenario involves the following steps:

- The customer uses TV Anytime technologies or EPG Web browsing on his office PC to select content.
- Then he discovers that the selected content instance overlaps with other content he wanted to watch tonight. He decides to send a record request to the NDR Service able to record one of the two content instances indicating the media format and bit rate suitable for the PDA on which he wants to watch the content.

Request from the PDR to the NDR to record content and to convert the audio and the video coding for delivery over FTP:

```
<RecordRequest>
  <SubscriptionId>2345-5467-4FGS-23B</SubscriptionId>
  <ContentId CRID="crid://www.francetelecom.com/content245"/>
  <Locator>dvb://1.4ee2.3fa;4f5</Locator>
  <DeliveryMediaFormat>
    <metadata:BitRate variable="true"
      maximum="2800000">1</metadata:BitRate>
    <metadata:AudioAttributes>
      <metadata:Coding
        href="urn:mpeg:mpeg7:cs:AudioCodingFormatCS:2001:6">
          <metadata:Name xml:lang="en">AMR</metadata:Name>
        </metadata:Coding>
      </metadata:AudioAttributes>
    <metadata:VideoAttributes>
      <metadata:Coding
        href="urn:mpeg:mpeg7:cs:VisualCodingFormatCS:2001:3.1">
          <metadata:Name xml:lang="en">MPEG-4 Visual Simple
            Profile</metadata:Name>
          </metadata:Coding>
        </metadata:VideoAttributes>
      </DeliveryMediaFormat>
    <Protocol type="urn:tva:RP:cs:ProtocolTypeCS:2004:ftp"/>
  </RecordRequest>
```

- His PC is informed that the selected content is to be recorded by the NDR and will be available after a certain date and time. He transfers the NDR response to his PDA.

Here is an example of NDR response (to be transferred to the PDA):

```
<RecordRequestResult>
  <RequestId>45U753-452</RequestId>
  <Time2Call>2004-07-15T20:35:00.00</Time2Call>
  <RecordingCharge currency="EUR">2</RecordingCharge>
  <ConservationDelay>PT12H</ConservationDelay>
</RecordRequestResult>
```

- At the date and time, the PDA calls the NDR to make sure that the content is really available or to obtain a new date and time of availability if there is a schedule change.

Here is the request from the PDA to the NDR to inquire about the content availability:

```
<RecordStatus RequestId="45U753-452"/>
```

- When the NDR response confirms the availability of the recorded content, the PDA informs the customer.

Here is an example of the response confirming the content availability:

```
<RecordStatusResult RequestId="45U753-452">
  <ContentAvailable>
    <ContentURL>ftp://ccett.fr/content1.mp2</ContentURL>
    <ConservationDeadline>2004-07-17T20:30:00.00</ConservationDeadline>
  </ContentAvailable>
</RecordStatusResult>
```

- On end-user request, the PDA gets the recorded content as specified (either by streaming or downloading).

The following figure explains the different interactions with an NDR.

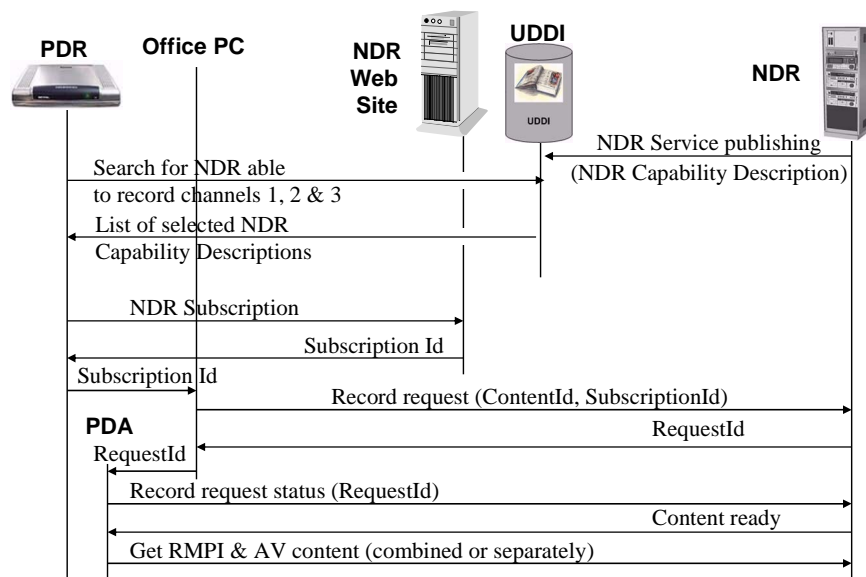


Figure 18: Interactions with an NDR using UDDI for NDR discovery

Figure 18 illustrates:

- The use of the UDDI repository for NDR declaration and discovery.
- The NDR subscription from the PDR on a Web site.
- The transfer of the "subscriptionId" to other user devices (here the office PC).
- The record request to the NDR from the office PC for a content to be acquired by a PDA.

10.7 Phase 2 example: Coupons

The example below describes:

- Content with reward coupon.
- Coupon "Buy 3 movies, get one free".

```

<?xml version="1.0" encoding="UTF-8"?>
<TVAMain xmlns="urn:tva:metadata:2007"
  xmlns:tva2="urn:tva:metadata:extended:2007"
  xmlns:mpeg21="urn:tva:mpeg21:2007" xmlns:mpeg7="urn:tva:mpeg7:2005"
  xmlns:xsi="http://www.w3.org/2001/XMLSchema-instance"
  xsi:schemaLocation="urn:tva:metadata:extended:2007 tva2_metadata_3-3_v121.xsd"
  xsi:type="tva2:ExtendedTVAMainType">xsi:type="tva2:ExtendedTVAMainType">
  <ProgramDescription>
    <ProgramInformationTable>
      <ProgramInformation programId="crid://www.ch1.com/titanic">
        <BasicDescription xsi:type="tva2:ExtendedContentDescriptionType">
          <Title xml:lang="en-us" type="main">Titanic</Title>
          <Synopsis xml:lang="en-us" length="short">a great
movie</Synopsis>
          <PurchaseList>
            <PurchaseItem xsi:type="tva2:ExtendedPurchaseItemType">
              <Price currency="EUR">5</Price>
              <tva2:RewardCoupon>
                <tva2:CouponRef>
                  <tva2:CouponIdRef>Channel1-
2004A</tva2:CouponIdRef>
                </tva2:CouponRef>
              </tva2:RewardCoupon>
            </PurchaseItem>
          </PurchaseList>
        </BasicDescription>
      </ProgramInformation>
    </ProgramInformationTable>
  </ProgramDescription>

```

```

        </ProgramInformation>
    </ProgramInformationTable>
</ProgramDescription>
<tva2:CouponTable>
    <tva2:CouponDescription requiredNumber="3" couponId="Channel1-2004A"
    acquisitionMode="linkedToContent">
        <tva2:CouponValue>
            <tva2:ReductionPercentage>100</tva2:ReductionPercentage>
        </tva2:CouponValue>
        <tva2:ContentTarget>
            <tva2:Genre href="urn:tva:metadata:cs:FormatCS:2007:3.5.7.3"
            type="main"/>
        </tva2:ContentTarget>
        <tva2:CouponText xml:lang="en-us">You get a fourth movie free for
        any purchase of 3 movies</tva2:CouponText>
    </tva2:CouponDescription>
</tva2:CouponTable>
</TVAMain>

```

The example below describes a free coupon for a 20 % discount on all movies valid for the Christmas period (from 21st of December to the 31st):

```

<?xml version="1.0" encoding="UTF-8"?>
<TVAMain xmlns="urn:tva:metadata:2007"
    xmlns:tva2="urn:tva:metadata:extended:2007"
    xmlns:mpeg21="urn:tva:mpeg21:2007" xmlns:mpeg7="urn:tva:mpeg7:2005"
    xmlns:xsi="http://www.w3.org/2001/XMLSchema-instance"
    xsi:schemaLocation="urn:tva:metadata:extended:2007 tva2_metadata_3-3_v121.xsd"
    xsi:type="tva2:ExtendedTVAMainType">
    <tva2:CouponTable>
        <tva2:CouponDescription start="2004-12-21T00:00:00-05:00" end="2004-12-
        31T23:59:59-05:00" couponId="Channel1-2004-12"
        acquisitionMode="immediate">
            <tva2:CouponValue>
                <tva2:ReductionPercentage>20</tva2:ReductionPercentage>
            </tva2:CouponValue>
            <tva2:ContentTarget>
                <tva2:Genre
                href="urn:tva:metadata:cs:FormatCS:2007:3.5.7.3" type="main"/>
            </tva2:ContentTarget>
            <tva2:CouponURL>http://www.altova.com</tva2:CouponURL>
            <tva2:CouponText xml:lang="en-us">Xmas Campaign coupon. 20% off for
            all movies.</tva2:CouponText>
        </tva2:CouponDescription>
    </tva2:CouponTable>
</TVAMain>

```

11 Issues per Phase 2 technology

11.1 Sharing, content and metadata exchange

There are several issues with sharing content and metadata. There are privacy issues associated with passing personal information (TS 102 822-3-1 [2]). There are also security issues with exchanging information with others. TS 102 822-5-1 [7] describes the information on rights management for content and TS 102 822-7 [12] for information on how to protect metadata over bi-directional links.

11.1.1 Content referencing and identification

The current specifications for content referencing describe how to reference a programme (or group of programmes) that can then be eventually resolved to instances of content. In many cases the CRID will refer to content that will be available in the future. This model particularly applies to the broadcast case where a broadcaster assigns and manages the allocation of CRIDs and their resolution.

If the user generates content that is to be shared with others, the user may need to provide an identifier so that others can refer to that content. The *TV-Anytime* specifications define mechanisms for resolving CRIDs. The user could use these existing mechanisms, that may be provided by a third party. Another alternative is to provide location resolution information as part of the metadata.

There may be a need for identifiers other than the CRID. For example, to identify bit-identical copies of content, for rights purposes and to identify content in particular networks. The metadata specification allows *OtherIdentifiers* to capture these additional identifiers.

11.1.2 Sharing Metadata

The specifications TS 102 822-3 (all sub-parts) [2], [3], [4] and [5] and TS 102 822-8 [13] cover the transfer of user profile information and metadata. If modifications are made to part of the metadata (e.g. creating a more comprehensive synopsis), the Phase 2 specifications include support for annotating each metadata snippet with specific authorship.

11.1.3 Sharing metadata with content

The specifications do not explicitly cover the binding together of metadata and content.

When content is stored or shared the device will need to store the associated metadata to allow identification later. This is needed because, for lots of broadcast content, the metadata will not be permanently available from a broadcaster's database. This is especially true where the data is delivered via broadcast as the transmitted data is limited by bandwidth constraints. This will probably be also true for online services due to the possibly extremely large volume of data.

There are issues with storage of metadata - for instance, the metadata may change (e.g. corrections are made to the synopsis, or metadata such as segmentation information is added). Another issue is the dynamic nature of grouping information - the members of groups will change over time so the stored metadata will not reflect the current status. For example, a particular episode in a long running serial will be identified as a member of the series at the time of broadcast, but will not be listed several months in the future. So when content is passed around, the metadata may be incomplete or different for instances recorded by different users.

In order to directly associate metadata with content it may be preferable to use a binding format such as AAF or MXF. These formats allow the embedding of metadata with the content and in the case of MXF, is able to map the *TV-Anytime* data model to it's own as well as embed XML directly. This will be especially important if the content is exported to another medium, e.g. onto a recordable DVD.

If the content is created from editing or transcoding another source piece of content, the "DerivedFrom" element could be used to point to the original content and a new CRID could be used.

11.2 Remote programming

One of the key issues with remote programming (TS 102 822-9 [14]) via e-mail is to ensure that only valid e-mails are processed. Without some form of security it would be possible for a third party to remotely control the PDR (denial of service attack).

The PDR could be configured with a list of valid sources and then the "From:" field within the e-mail header could provide a very basic level of checking, but is clearly not sufficient. It would be better if the e-mail body could be signed and/or encrypted in some way.

The security issue is also raised in the exchange of metadata between friends, even if the impact of "recommend" action is more limited than the "record" action.

Annex A (informative): Example of usage history

The following example highlights the usage history for the "John Smith" user. During the observation period two episodes of the "Fox" series were recorded and subsequently viewed. During the viewing of the "Red Foxes" episode the user zoomed in twice. Finally the user previewed the "Blue Foxes" episode.

```
<UsageHistory id="usage-history-001" allowCollection="true">
  <mpeg7:UserIdentifier protected="true">
    <mpeg7:Name xml:lang="en">John Smith</mpeg7:Name>
  </mpeg7:UserIdentifier>
  <mpeg7:UserActionHistory id="useraction-history-001" protected="false">
    <mpeg7:ObservationPeriod>
      <mpeg7:TimePoint>2001-02-02T18:00-08:00</mpeg7:TimePoint>
      <mpeg7:Duration>PT96H</mpeg7:Duration>
    </mpeg7:ObservationPeriod>
    <mpeg7:ObservationPeriod>
      <mpeg7:TimePoint>2001-02-02T18:00-08:00</mpeg7:TimePoint>
      <mpeg7:Duration>PT6H</mpeg7:Duration>
    </mpeg7:ObservationPeriod>
    <mpeg7:UserActionList id="ua-list-001" numOfInstances="2" totalDuration="PT2H30M">
      <mpeg7:ActionType
        href="urn:tva:metadata:cs:ActionTypeCS:2004:1.2">
        <mpeg7:Name>Record</mpeg7:Name>
      </mpeg7:ActionType>
      <mpeg7:UserAction>
        <mpeg7:ActionTime>
          <mpeg7:MediaTime>
            <mpeg7:MediaTimePoint>2001-02-02T19:00:00</mpeg7:MediaTimePoint>
            <mpeg7:MediaDuration>PT1H</mpeg7:MediaDuration>
          </mpeg7:MediaTime>
        </mpeg7:ActionTime>
        <mpeg7:ProgramIdentifier organization="TVAF" type="CRID">
          crid://broadcaster.com/RedFoxesCrid ForThisEpisode
        </mpeg7:ProgramIdentifier>
      </mpeg7:UserAction>
      <mpeg7:UserAction>
        <mpeg7:ActionTime>
          <mpeg7:MediaTime>
            <mpeg7:MediaTimePoint>2001-02-03T19:00:00</mpeg7:MediaTimePoint>
            <mpeg7:MediaDuration>PT1H</mpeg7:MediaDuration>
          </mpeg7:MediaTime>
        </mpeg7:ActionTime>
        <mpeg7:ProgramIdentifier organization="TVAF" type="CRID">
          crid://broadcaster.com/GreyFoxesCrid ForThisEpisode
        </mpeg7:ProgramIdentifier>
      </mpeg7:UserAction>
    </mpeg7:UserActionList>
    <mpeg7:UserActionList id="ua-list-002" numOfInstances="25" totalDuration="PT7H02M">
      <mpeg7:ActionType
        href="urn:tva:metadata:cs:ActionTypeCS:2004:1.2">
        <mpeg7:Name>View</mpeg7:Name>
      </mpeg7:ActionType>
      <mpeg7:UserAction>
        <mpeg7:ProgramIdentifier organization="TVAF" type="CRID">
          crid://broadcaster.com/RedFoxesCrid ForThisEpisode
        </mpeg7:ProgramIdentifier>
      </mpeg7:UserAction>
      <mpeg7:UserAction>
        <mpeg7:ActionTime>
          <mpeg7:MediaTime>
            <mpeg7:MediaTimePoint>2001-02-04T20:30:00</mpeg7:MediaTimePoint>
            <mpeg7:MediaDuration>PT1M45S</mpeg7:MediaDuration>
          </mpeg7:MediaTime>
        </mpeg7:ActionTime>
        <mpeg7:ProgramIdentifier organization="TVAF" type="CRID">
          crid://broadcaster.com/GreyFoxesCrid ForThisEpisode
        </mpeg7:ProgramIdentifier>
      </mpeg7:UserAction>
    </mpeg7:UserActionList>
    <mpeg7:UserActionList id="ual-003" numOfInstances="2" totalDuration="PT10S">
      <mpeg7:ActionType
        href="urn:tva:metadata:cs:ActionTypeCS:2004:1.2">
```

```
<mpeg7:Name>Zoom</mpeg7:Name>
</mpeg7:ActionType>
<mpeg7:UserAction>
<mpeg7:ProgramIdentifier organization="TVAF" type="CRID">
  crid://broadcaster.com/RedFoxesCrid ForThisEpisode </mpeg7:ProgramIdentifier>
</mpeg7:UserAction>
</mpeg7:UserActionList>
<mpeg7:UserActionList id="ual-004" numOfInstances="1">
  <mpeg7:ActionType>
    <mpeg7:Name>Preview</mpeg7:Name>
  </mpeg7:ActionType>
  <mpeg7:UserAction>
    <mpeg7:ProgramIdentifier organization="TVAF" type="CRID">
      crid://broadcaster.com/BlueFoxesCrid ForThisEpisode
    </mpeg7:ProgramIdentifier>
  </mpeg7:UserAction>
</mpeg7:UserActionList>
</mpeg7:UserActionHistory>
</UsageHistory>
```

Annex B (normative): Transport environment and requirements

This annex is a mandatory part of the *TV-Anytime* set of specifications.

B.1 Scope

The current *TV-Anytime* specifications describe the information structures of content referencing and metadata and how these two work together in a system context. There are however a lot of features needed to deliver *TV-Anytime* services that are not specified in the *TV-Anytime* environment. Examples of these features are the actual carriage of the *TV-Anytime* data, exact start and stop times of programmes, the carriage of the content, the linkage of *TV-Anytime* metadata timelines to actual transmission timelines etc.

The goal of the transport interface specification is define the requirements that *TV-Anytime* services need from the lower layers. Since there may be many lower layer technologies used in the deployment of *TV-Anytime*, *TV-Anytime* relies on others to actually implement those requirements. *TV-Anytime* will define a transport agnostic way to get its data across, which can be used in different networks and regions in the world.

The first transport requirements specification focus on uni-directional access, e.g. broadcast networks or unicast or multicast over IP networks.

B.2 Requirements on the Uni-Directional Delivery System

The underlying delivery system shall:

- 1) Enable the transport of valid *TV-Anytime* information asynchronously to programmes and potentially split across different transport mechanisms. I.e. not all *TV-Anytime* data needs to be encapsulated in the same manner.
- 2) Provide a method to locate where and what type of *TV-Anytime* information is being carried, i.e.:
 - a) To acquire content resolution information, the location of the RAR - TS 102 822-4 [6] - is the required information from the transport layer.
 - b) To acquire metadata, the information required from the transport layer are:
 - the list of available TVA metadata fragment streams;
 - the signalling of any modification occurring on them such as the addition of a new TVA metadata fragment stream or the removal of an existing one;
 - the fragment types or categories of TVA fragments carried in each TVA metadata fragment stream and information about their respective scope (e.g. list of broadcast channels, specific CRID);
 - the location of their respective entry points, namely the "TVAInit" message and possibly the "TVAMain" fragment if delivered separately;
 - For the containers of each metadata fragment streams, the transport layer shall:
 - signal the Id of each container, its type and its location;
 - identify the version of each container - The current version of each container shall be signalled, and this shall be incremented whenever the contents of a container change;
 - allow monitor at a single point for version changes to a container. Ideally it should be possible to monitor just data containers, or if provided, just containers forming a single index;
 - allow to download all TVA metadata description containers (preferably in a parallel manner).

- 3) Provide locators (as specified in TS 102 822-4 [6]) for identification and location of content instances. Locators are also required to access fragments of *TV-Anytime* information.
- 4) Enable the insertion of certain types of *TV-Anytime* data (content referencing CRIDs, RMP information and metadata) along with the audiovisual content. *TV-Anytime* will define the syntax and semantics of such data.
- 5) Provide a mechanism to map from the linear timeline used by the *TV-Anytime* segmentation information to positions in the actual content e.g. NPT. A linear timeline is used on a captured piece of content for segmentation purposes to enable random access to segments of the content.
- 6) Provide a signalling mechanism to accurately capture a piece of content referenced by a CRID, even if this content is interleaved with other pieces of content.
- 7) Enable the repeated transmission of *TV-Anytime* data. Repetition rates shall be flexible and it shall be possible to vary repetition rates for different types of *TV-Anytime* information. It shall not be necessary to wait for a whole repetition period of the whole *TV-Anytime* dataset to start decoding *TV-Anytime* data.
- 8) Support the selective updating of *TV-Anytime* information. The underlying delivery system shall not limit the *TV-Anytime* data size and allow for flexible update unit size for different *TV-Anytime* data types. Updates shall not cause data inconsistency at the receiver, even if previous updates have been missed. For efficient operation the underlying delivery system should provide an easy means of signalling updates of *TV-Anytime* information.
- 9) Accommodate for potential limited processing capability and memory at the receiver. It shall encapsulate *TV-Anytime* data in such a way that graceful recovery from transport errors is possible. The underlying delivery system may need to provide "wall clock time" to enable comparison of usage data.
- 10) Provide a means for transporting *TV-Anytime* information that is robust to transmission errors, so that the *TV-Anytime* data is received error free or is signalled to be in error.

List of figures

Figure 1: Broadcast model without rights management protection	13
Figure 2: Full interactive model	14
Figure 3: Packaging and Phase 1 technologies.....	16
Figure 4: Interchange Data Format.....	18
Figure 5: The location resolution process	20
Figure 6: Extension to static reference model	21
Figure 7: <i>TV-Anytime</i> documents with "TVA Main" as a root element	30
Figure 8: Programme descriptions related to group descriptions through the CRID.....	34
Figure 10: Processes in a <i>TV-Anytime</i> system.....	39
Figure 11: Dynamic behaviour of <i>TV-Anytime</i> system example	43
Figure 12: Highlight segmentation.....	44
Figure 13: Conceptual drawing of Personal Channel.....	53
Figure 14: Interaction between Service Provider and Client	54
Figure 15: Compilation of updated segments from multiple providers.....	59
Figure 16: Bi-directional metadata transport.....	63
Figure 17: Using personal data for a service	105
Figure 18: Interactions with an NDR using UDDI for NDR discovery	118

List of tables

Table 1: Phase 1 enabled feature set by TS 102 822-4 [6] and TS 102 822-3-1 [2].....	15
Table 2: Originator of a CRID versus resolution of a CRID	21
Table 3: Examples of programme classification for user profile data sets	69
Table 4: Grant carried in RMPI-MB for scenario 1	76
Table 5: Grants carried in RMPI-MB for scenario 2.....	77
Table 6: Grants carried in RMPI-MB for scenario 3.....	78
Table 7: Grants carried in RMPI-MB for scenario 4.....	80
Table 8: Grants carried in RMPI-MB for scenario 5.....	81
Table 9: Grants carried in RMPI-MB for scenario 6.....	83
Table 10: Grants carried in RMPI-MB for scenario 7.....	84
Table 11: Grants carried in RMPI-MB for scenario 8.....	85
Table 12: Grants carried in RMPI-MB for scenario 9.....	87
Table 13: Grants carried in RMPI-M for scenario 10.....	89
Table 14: Grants carried in RMPI-M for scenario 11.....	90
Table 15: Grants carried in RMPI-M for scenario 12.....	91

History

Document history		
V1.1.1	October 2003	Publication
V1.2.1	September 2004	Publication
V1.3.1	January 2006	Publication
V1.4.1	November 2007	Publication