

ETSI TS 103 161-19 V1.1.1 (2011-10)



Technical Specification

**Access, Terminals, Transmission and Multiplexing (ATTM);
Integrated Broadband Cable and Television Networks;
IPCablecom 1.5;
Part 19: IPCablecom Audio Server Protocol Specification -
MGCP option**

Reference

DTS/ATTM-003011-19

Keywords

access, broadband, cable, IP, multimedia, PSTN

ETSI

650 Route des Lucioles
F-06921 Sophia Antipolis Cedex - FRANCE

Tel.: +33 4 92 94 42 00 Fax: +33 4 93 65 47 16

Siret N° 348 623 562 00017 - NAF 742 C
Association à but non lucratif enregistrée à la
Sous-Préfecture de Grasse (06) N° 7803/88

Important notice

Individual copies of the present document can be downloaded from:

<http://www.etsi.org>

The present document may be made available in more than one electronic version or in print. In any case of existing or perceived difference in contents between such versions, the reference version is the Portable Document Format (PDF). In case of dispute, the reference shall be the printing on ETSI printers of the PDF version kept on a specific network drive within ETSI Secretariat.

Users of the present document should be aware that the document may be subject to revision or change of status. Information on the current status of this and other ETSI documents is available at

<http://portal.etsi.org/tb/status/status.asp>

If you find errors in the present document, please send your comment to one of the following services:

http://portal.etsi.org/chaicor/ETSI_support.asp

Copyright Notification

No part may be reproduced except as authorized by written permission.
The copyright and the foregoing restriction extend to reproduction in all media.

© European Telecommunications Standards Institute 2011.
All rights reserved.

DECT™, PLUGTESTS™, UMTS™ and the ETSI logo are Trade Marks of ETSI registered for the benefit of its Members.
3GPP™ and LTE™ are Trade Marks of ETSI registered for the benefit of its Members and
of the 3GPP Organizational Partners.
GSM® and the GSM logo are Trade Marks registered and owned by the GSM Association.

Contents

Intellectual Property Rights	5
Foreword.....	5
1 Scope	7
2 References	8
2.1 Normative references	8
2.2 Informative references.....	8
3 Definitions and abbreviations.....	9
3.1 Definitions.....	9
3.2 Abbreviations	9
4 Void.....	10
5 Technical Overview	10
5.1 Architectural Requirements.....	10
5.1.1 Call Destination	11
5.1.2 Media Formats	11
5.1.3 Security.....	11
5.1.4 Operational Support Systems.....	11
5.2 Announcement Definitions.....	11
5.2.1 Tones	11
5.2.2 Fixed-content Announcements	11
5.2.3 Variable Content Announcements	11
5.2.4 Interactive Announcements	11
5.2.5 Naming Conventions for Endpoint Identifiers.....	11
5.3 Interfaces	12
6 Ann-1 Interface: CMS-MTA and MGC-MG	13
6.1 CMS-MTA Interface	13
6.1.1 Announcement List.....	13
6.2 MGC-MG Interface	14
7 Ann-2 interface: MPC-MP	14
7.1 Introduction	14
7.2 Audio Package Concepts.....	14
7.2.1 Understanding Audio Segments	15
7.2.2 Segment Identifiers	15
7.2.3 Segment Life.....	15
7.2.4 Nested Sets And Sequences	16
7.2.5 Sequence Example	16
7.2.6 Set Example	16
7.2.7 Set With Nested Sequence Example	17
7.3 Base Audio Package.....	17
7.3.1 Abstract.....	17
7.3.2 Events	17
7.3.3 Signal Interactions	18
7.3.4 Parameters.....	18
7.3.5 Type-ahead	21
7.3.6 Return Parameters.....	22
7.3.7 Segment Descriptors	24
7.3.8 Variable Syntax	24
7.3.9 Variable Definitions.....	25
7.3.10 Timers	26
7.3.11 Examples	27
7.4 Advanced Audio Package	28
7.4.1 Abstract.....	28
7.4.2 Sets.....	28

7.4.3	Selectors.....	29
7.4.4	Selector Encoding.....	29
7.4.5	Variable Order.....	30
7.4.6	Overrides.....	30
7.4.7	Parameters.....	30
7.4.8	Return Codes.....	30
7.4.9	Examples.....	30
7.5	Overview.....	31
7.5.1	Speech Recognition Extensions to the BAU package.....	31
7.5.2	Signal Interactions.....	32
7.5.3	Parameters.....	32
7.5.4	Type-ahead.....	34
7.5.5	Return Parameters.....	34
7.5.6	Grammar Descriptors.....	35
7.5.7	Examples.....	35
7.6	Formal Syntax Description.....	36
Annex A (informative): Call Flow for Network Announcement.....		42
A.1	Call Flow Details.....	43
Annex B (informative): Call Flow for MTA-stored Announcement.....		55
B.1	Call Flow Details.....	55
Annex C (informative): Bibliography.....		58
History.....		59

Intellectual Property Rights

IPRs essential or potentially essential to the present document may have been declared to ETSI. The information pertaining to these essential IPRs, if any, is publicly available for **ETSI members and non-members**, and can be found in ETSI SR 000 314: *"Intellectual Property Rights (IPRs); Essential, or potentially Essential, IPRs notified to ETSI in respect of ETSI standards"*, which is available from the ETSI Secretariat. Latest updates are available on the ETSI Web server (<http://ipr.etsi.org>).

Pursuant to the ETSI IPR Policy, no investigation, including IPR searches, has been carried out by ETSI. No guarantee can be given as to the existence of other IPRs not referenced in ETSI SR 000 314 (or the updates on the ETSI Web server) which are, or may be, or may become, essential to the present document.

Foreword

This Technical Specification (TS) has been produced by ETSI Technical Committee Access, Terminals, Transmission and Multiplexing (ATTM).

The present document is part 19 of a multi-part IPCablecom 1.5 deliverable covering the Digital Broadband Cable Access to the Public Telecommunications Network; IP Multimedia Time Critical Services, as identified below:

- Part 1: "Overview";
- Part 2: "Architectural framework for the delivery of time critical services over Cable Television Networks using Cable Modems";
- Part 3: "Audio Codec Requirements for the Provision of Bi-Directional Audio Service over Cable Television Networks using Cable Modems";
- Part 4: "Network Call Signalling Protocol";
- Part 5: "Dynamic Quality of Service for the Provision of Real Time Services over Cable Television Networks using Cable Modems";
- Part 6: "Event Message Specification";
- Part 7: "Media Terminal Adapter (MTA) Management Information Base (MIB)";
- Part 8: "Network Call Signalling (NCS) MIB Requirements";
- Part 9: "Security";
- Part 10: "Management Information Base (MIB) Framework";
- Part 11: "Media terminal adapter (MTA) device provisioning";
- Part 12: "Management Event Mechanism";
- Part 13: "Trunking Gateway Control Protocol - MGCP option";
- Part 14: "Embedded MTA Analog Interface and Powering Specification"
- Part 15: "Analog Trunking for PBX Specification";
- Part 16: "Signalling for Call Management Server";
- Part 17: "CMS Subscriber Provisioning Specification";
- Part 18: "Media Terminal Adapter Extension MIB";
- Part 19: "IPCablecom Audio Server Protocol Specification - MGCP option";**
- Part 20: "Management Event MIB Specification";

Part 21: "Signalling Extension MIB Specification".

NOTE 1: Additional parts may be proposed and will be added to the list in future versions.

NOTE 2: The choice of a multi-part format for this deliverable is to facilitate maintenance and future enhancements.

1 Scope

The present document describes the architecture and protocols that are required for playing announcements in Voice-over-IP (VoIP) IPcablecom networks. Announcements are typically needed for calls that do not complete. Additionally, they may be used to provide enhanced information services to the caller. Different carrier service feature sets require different announcement sets and announcement formats.

Announcements can be as basic as fixed-content announcements (e.g. all circuits busy) or as complex as those provided by intelligent Interactive Voice Response (IVR) systems. The IPcablecom service model requires that all announcements be provisioned and signalled in a standard manner for all supported call features and use case scenarios.

The present document defines a set of signalling protocols that are used to provide announcement services within a cable network. For one of these protocols - the IPcablecom Network Call Signalling (NCS) protocol [i.3] - the present document defines two new event packages:

- a Base Audio Package;
- an Advanced Audio Package.

NOTE: There may be cases where audio server implementations are based on protocols other than that specified in the present document. If other protocols are implemented, those implementations will adhere to IPcablecom-specified architectural and functional requirements, such as security and Quality of Service (QoS), and the required features/capabilities to support interoperability. A variety of such protocols exists, including protocols such as INAP, ITU-T Recommendation H.248 [i.9] and others.

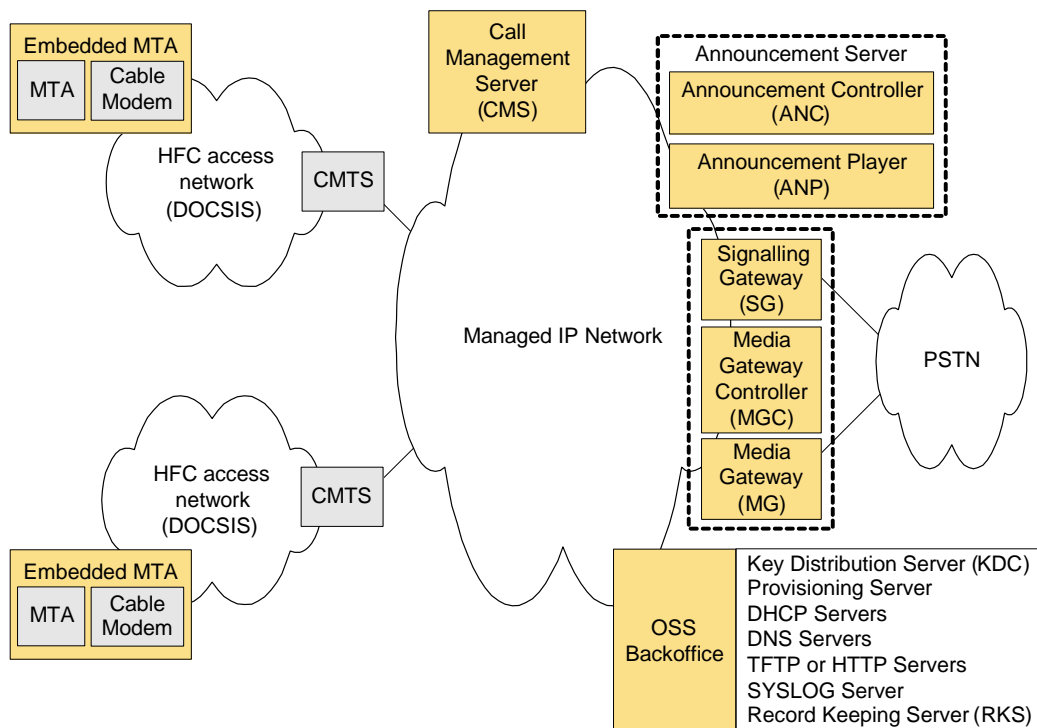


Figure 1: IPcablecom Network Component Reference Model

Announcement Servers, also known as Audio Servers are network components that manage and play informational tones and messages in response to events that occur in the network. Most announcements are media streams that originate from servers in the network. Some simple tones and short announcements can also reside at the MTA and in the MG.

2 References

References are either specific (identified by date of publication and/or edition number or version number) or non-specific. For specific references, only the cited version applies. For non-specific references, the latest version of the reference document (including any amendments) applies.

Referenced documents which are not found to be publicly available in the expected location might be found at <http://docbox.etsi.org/Reference>.

NOTE: While any hyperlinks included in this clause were valid at the time of publication, ETSI cannot guarantee their long term validity.

2.1 Normative references

The following referenced documents are necessary for the application of the present document.

- [1] ETSI TS 103 161-6: "Access, Terminals, Transmission and Multiplexing (ATTM); Integrated Broadband Cable and Television Networks; IPCablecom 1.5; Part 6: Event Message Specification".
- [2] IETF RFC 3435: "Media Gateway Control Protocol (MGCP)", January 2003. .
- [3] ETSI TS 103 161-3: "Access, Terminals, Transmission and Multiplexing (ATTM); Integrated Broadband Cable and Television Networks; IPCablecom 1.5; Part 3: Audio Codec Requirements for the Provision of Bi-Directional Audio Service over Cable Television Networks using Cable Modems".
- [4] ETSI TS 103 161-9: "Access, Terminals, Transmission and Multiplexing (ATTM); Integrated Broadband Cable and Television Networks; IPCablecom 1.5; Part 9: Security".
- [5] W3C Recommendation: "Speech Recognition Grammar Specification Version 1.0", Hunt, McGlashan, March 2004.

2.2 Informative references

The following referenced documents are not necessary for the application of the present document but they assist the user with regard to a particular subject area.

- [i.1] ETSI TS 103 161-13: "Access, Terminals, Transmission and Multiplexing (ATTM); Integrated Broadband Cable and Television Networks; IPCablecom 1.5; Part 13: Trunking Gateway Control Protocol - MGCP option".
- [i.2] ETSI TS 103 161-4: "Access, Terminals, Transmission and Multiplexing (ATTM); Integrated Broadband Cable and Television Networks; IPCablecom 1.5; Part 4: Network Call Signalling Protocol".
- [i.3] IETF RFC 2396: "Uniform Resource Identifiers (URI): Generic Syntax", August 1998.
- [i.4] IETF RFC 2234: "Augmented BNF for Syntax Specifications: ABNF", November 1997.
- [i.5] ISO 639-2: "Code For The Representation Of Names Of Languages".
- [i.6] ISO 4217: "Codes for the Representation of Currencies and Funds".
- [i.7] ISO 8601: "Data elements and interchange formats -- Information interchange -- Representation of dates and times".
- [i.8] Sun Microsystems: "Java Speech Grammar Format Specification", [JSGF], October 1998.
- [i.9] ITU-T Recommendation H.248: "Implementors' Guide for the ITU-T H.248 Recommendation series".

3 Definitions and abbreviations

3.1 Definitions

For the purposes of the present document, the following terms and definitions apply:

announcement server: also known as audio servers, Announcement Servers are network components that manage and play informational tones and messages in response to events that occur in the network

NOTE: Most announcements are media streams that originate from servers in the network. Some simple tones and short announcements can also reside at the MTA and in the MG.

service ID: 14-bit number assigned by a CMTS to identify an upstream virtual circuit

3.2 Abbreviations

For the purposes of the present document, the following abbreviations apply:

AAU	Advanced Audio Server
ABNF	Augmented Backus Naur Form
ACK	Acknowledgement
ANC	Announcement Controller
ANP	Announcement Player
ASP	Audio Server Protocol
ASR	Automatic Speech Recognition
BAU	Basic Audio Server
BNF	Backus Naur Form
CMS	Call Management Server
CMTS	Cable Modem Termination System
CPU	Central Processing Unit
CRCX	Create Connection
DC	Digits Collected
DLCX	Delete Connection
DN	Domain Name
DSA	Downstream Service Authorization
DSAREQ	Downstream Authorization Request
DSARSP	Downstream Authorization Request
DTMF	Dual Tone Multi-Frequency
EDT	Extra Digit Timer
EM	Event Message
E-MTA	Embedded MTA
FDT	First Digit Timer
H.248	An ITU-T/IETF protocol for media gateway control
ICT	Interdigit Critical Timer
IDT	Interdigit Timer
IN	Higher Layer Information Channel
INAP	Intelligent Network Application Part
IP	Internet Protocol
ISO	International Standardization Organisation
IVR	Interactive Voice Response
JSGF	Java Speech Grammar Format Specification
LCR	Last Call Received
MDCX	Modify Connection
MG	Media Gateway
MGC	Media Gateway Controller
MGC/MG	Media Player Controller/Media Gateway
MGC-MG	Media Player Controller/Media Gateway
MGCP	Media Gateway Control Protocol
MIB	Management Information Base

MP	Media Player
MPC	Media Player Controller
MPC-MP	Media Player Controller - Media Player
MTA	Media Terminal Adapter
NCS	Network-based Call Signalling
NPA	Numbering Plan Administration
NTFY	Notify
OK	Okay
PASS	PacketCable Audio Server Specification
PBX	Private Branch Exchange
PCMU	Pulse Code Modulation Mu-law
PIN	Personal Identification Number
PL	Packet Loss
PSTN	Public Switched Telephone Network
RADIUS	Remote Access Dial In User Service
RC	Response Code
RFC	Request for Comment
RKS	Record Keeping Server
RQNT	Request for Notification
RTP	Real-Time Protocol
SDP	Session Description Protocol
S-MTA	Stand-alone MTA
SPR	Speech Recognition Package
TGCP	Trunking Gateway Control Protocol
UDP	User Datagram Protocol
UGS	Unsolicited Grant Service
URI	Universal Resource Identifier
VoIP	Voice-over-IP
VSA	Vector Signal Analyser

4 Void

5 Technical Overview

The present document defines a suite of signalling protocols for providing announcement and media services in an IPCablecom network. This clause:

- defines the architectural requirements for providing IPCablecom announcement and media services;
- defines and categorizes announcement and media types;
- defines the components and their roles in the IPCablecom audio server architecture; and
- describes the signalling and media interfaces.

5.1 Architectural Requirements

The architectural requirements and assumptions for providing Audio and Media Services for a IPCablecom Network are listed below. These requirements are based upon the specifications and technical reports that define the IPCablecom architecture.

5.1.1 Call Destination

The Audio Server Specification must define how announcements are provided for IPCablecom on-net to off-net and on-net to on-net calls.

NOTE: Announcements for off-net to on-net calls will usually be handled by the PSTN as a result of SS7 clearing messages. However when appropriate, they also may be played from the IPCablecom Media Gateway (MG).

5.1.2 Media Formats

A Media Player must be able to generate the required announcements in any of the code formats required by the IPCablecom Codec specification [3].

5.1.3 Security

Audio shall be signalled and played in a secure manner. Media Player Controllers and Media Players shall support the security protocols defined in the IPCablecom Security specification [4].

5.1.4 Operational Support Systems

Media Player Controllers shall support the IPCablecom billing and event message protocols as defined in [1], as applicable to the applications they support. No requirement has been identified for support of event reporting by the Media Player.

5.2 Announcement Definitions

Announcements can be divided into four distinct categories: tones, fixed-content, variable content, and interactive announcements.

5.2.1 Tones

Includes tones such as reorder, busy and ring back. See [i.2] and [i.1] for details.

5.2.2 Fixed-content Announcements

Fixed-content Announcements consist of audio messages with fixed-content that require no user interaction. For example, "Your call did not go through. Please hang up and try your call again."

5.2.3 Variable Content Announcements

Variable Content Announcements are messages that contain a customizing parameter(s) yet require no user interaction. For example, "The number you have dialled, 321-9876, has been changed. The new number is 321-6789."

5.2.4 Interactive Announcements

Interactive Announcements are announcements that require user interaction, DTMF (Dual Tone Multi-Frequency) or IVR. For example, "The number you have dialled, 541-321-9876, has been changed. The new number is 541-321-6789. To be connected to the new number, at a cost of thirty-five cents, please press 1."

5.2.5 Naming Conventions for Endpoint Identifiers

A flat name space for endpoints is used, with audio ports indicated by the prefix *aud* and the port number, e.g. *aud/12@audio-server-3.whatever.net*. Wildcards (\$, *) may be used in place of the port numbers in accordance with standard NCS rules for wild card use.

Systems that support announcements only (i.e. no digit collection, no recording, and no speech recognition ability) may use the prefix *ann* instead of *aud*.

Some systems may use one additional level in the naming scheme to support the identification of specific cards. In this case the naming would look like *aud/<card number>/<port number>@audio-server-3.whatever.net*.

5.3 Interfaces

The IP-Cablecom Audio Server Specification defines a set of interfaces between the components responsible for providing audio services. Figure 12 illustrates the interfaces between these components. Only where an interface is exposed is it expected to meet IP-Cablecom specification requirements.

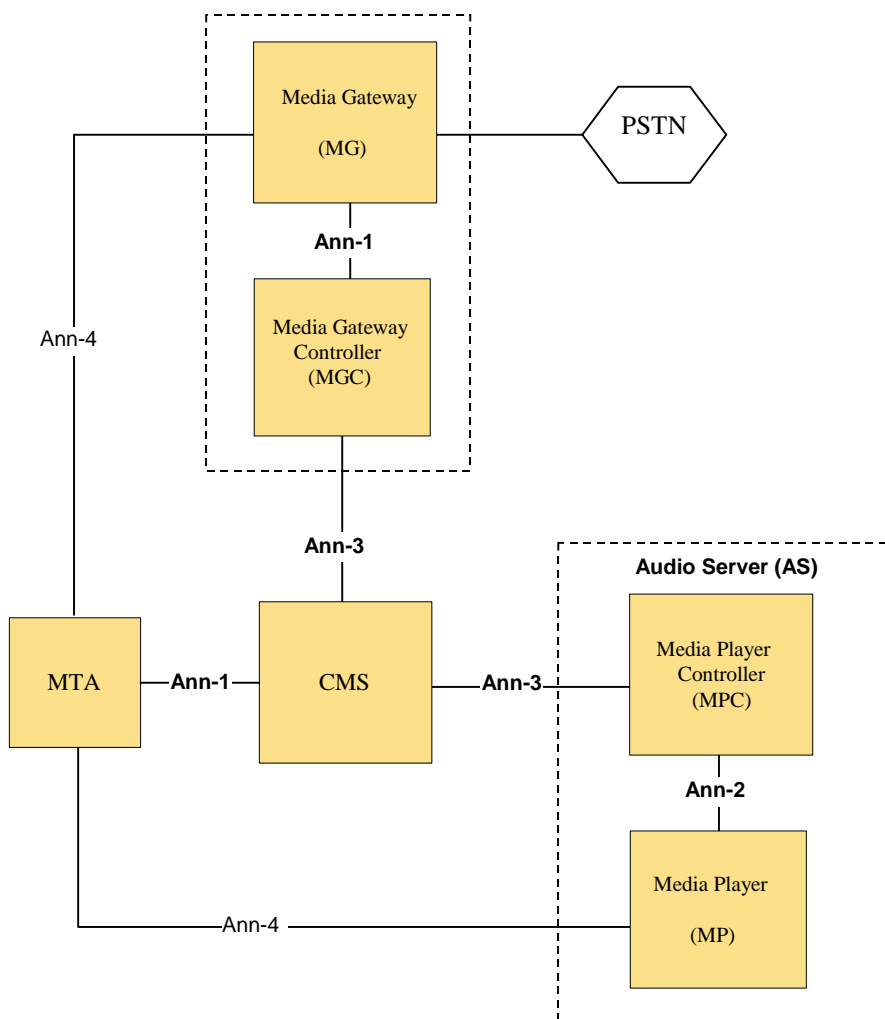


Figure 2: IP-Cablecom Audio Server Components and Interfaces

6 Ann-1 Interface: CMS-MTA and MGC-MG

The CMS-MTA and MGC-MG announcement interfaces are implemented by the Legacy Audio Package of the NCS/TGCP protocol, which provides the playback of tones and fixed-content announcements to the end-users.

6.1 CMS-MTA Interface

Each MTA in the network may store a predefined set of simple announcements locally. When an announcement is needed, the CMS will decide if it should instruct the MTA to play a local announcement or set up a connection between the MTA and a Network MP and have the announcement played over the network. Playing simple announcements from the MTA saves network resources.

The MTA may store announcements in either static or dynamic memory. If announcements are stored in dynamic memory then the announcements will not be available until the MTA has accessed them from the network.

These simple announcements will require only a small amount of storage on the MTA. The table below illustrates the storage requirements for such announcements. The example uses an average announcement time of 10 seconds.

Table 1: MP Storage

Number of Announcements	Announcement Length (seconds)	Encoding bytes/second	Bytes required
11	10	2 000 (G.728)	220 K
11	10	8 000 (PCMU/PCMA)	880 K

MTAs require the ability to be updated dynamically with announcements so that the same MTA can move from service provider to service provider without requiring complete firmware upgrades. This capability is for further study and will need to be worked jointly with the IPCablecom architecture, security and provisioning teams.

6.1.1 Announcement List

The MTA may store and play a defined set of announcements for common network situations. These announcements may be played using the Announcement Server Package defined in RFC 3435 [2], using URI (Universal Resource Identifiers) to identify the announcements. Cached versions of all announcement URIs should be refreshed every time the MTA connects to the network. Other methods of propagating new announcements to MTAs, for instance while the MTA remains in service, are for further study. The second column of the table below is a list of some announcements that may be supported in the MTA. The first column contains wording that may be used.

Table 2: Sample Announcements

Sample Announcement	Name
Your call cannot be completed as dialled. Please check the number and dial again.	Vacant Code
You must first dial a one or zero when calling this number. Please hang up and try your call again.	Dial One or Zero
You must first dial a one when calling this number. Please hang up and try your call again.	Dial One First
It is not necessary to dial a one when calling this number. Please hang up and try your call again.	No Dial One
If you'd like to make a call, please hang up and try again. If you need help, hang up and dial the operator.	No Digits
Your call cannot be completed as dialled. Please read the instruction card or call your operator for assistance.	Assisted Dialling
Your call did not go through. Please try your call again.	Reorder
All circuits are busy now. Please try your call later.	No Circuit
Due to facility trouble in the area you are calling, your call cannot be completed at this time. Please try your call later.	Domestic Facility
The party you are calling has declined to receive this call. Please try your call again with caller ID enabled.	Unidentified Call Reject
Thank you for using [carrier's name].	Branding

6.2 MGC-MG Interface

The MG announcement interface (Ann-1) allows for the MGC to request the MG play fixed-content announcements to PSTN end-users. The MGC/MG announcement interface package does not specify any standard announcements to be stored locally in the MG. All announcements are provisioned dynamically and are referenced accordingly.

This MG announcement provisioning capability is for further study and will need to be worked jointly with the IPCablecom architecture, security, and provisioning teams.

7 Ann-2 interface: MPC-MP

7.1 Introduction

An MP (Media Player) is a shared resource in the IPCablecom Network that can be instructed to provide media services to an end-user or terminal. These services include streaming fixed-content, variable content and interactive announcements to IPCablecom subscribers. For example, the MP is responsible for playing prompts and collecting digits when charging a call to a calling card.

The MP is controlled by an external element, the MPC (Media Player Controller). The MPC-MP Interface defines a two new NCS announcement packages used to control the Media Player. The Base Audio Package provides a standard set of IVR functions such as Play, PlayCollect, and PlayRecord. The Advanced Audio Package is a superset of the Base Audio Package and provides additional capabilities.

The MP is responsible for managing its own resources. When accepting a request, the MP shall make sure that the required resources are available before accepting the request. When a single session involves multiple requests to the Media Player, the MP may experience a shortage of resources preventing it from accepting one given request belonging to that session. In this case, the MP user (i.e. the MPC) is responsible for re-sending the request or terminating the end-user session elegantly.

7.2 Audio Package Concepts

The Base and Advanced Audio Packages support both simple and complex audio structures. A simple audio structure might be a single announcement such as "Welcome to Bell South's Automated Directory Assistance Service." A more complex audio structure might consist of an announcement followed by voice variable followed by another announcement, for example "There are thirty seven minutes remaining on your prepaid calling card," where "There are" is a prompt, the number of minutes is a voice variable, and "minutes remaining on your prepaid calling card" is another prompt.

It is also possible to define complex audio structures that are qualified by user defined selectors such as language, audio file format, gender, accent, customer, or voice talent. For instance, if the above example were qualified by language and accent selectors, it would be possible to play "There are thirty seven minutes remaining on your prepaid calling card" in English spoken with a southern accent or in English spoken with a mid-western accent, providing that the audio to support this had been provisioned.

There are two methods of specifying complex audio. The first is to directly reference the individual components. This requires a complete description of each component to be specified via the protocol. The second method is to provision the components on the Audio Server as a single entity and to export a reference to that entity to the call agent. In this case, only the reference (plus any dynamic data required, such as a variable data) is passed via the protocol, and no specification of individual components is necessary.

These packages provide significant functionality most of which is controlled via protocol parameters. Most parameters are optional, and where ever possible default to reasonable values. An audio application that references to complex provisioned audio structures can specify audio events using a minimum of syntax by taking advantage of parameter optionality and parameter defaults.

7.2.1 Understanding Audio Segments

An audio segment is a reference that resolves to one or more audio recordings. There are four types of audio segments:

Physical: A physical segment is the simplest type of segment, a single recording. The recording could be a single word, such as "one", or an extended block of speech, such as "Our office is closed at this time. Please call back during normal business hours." Every physical segment is assigned a unique URI (Universal Resource Identifier) which among other things can be a hierarchical name, or a simple name or number.

Sequence: A sequence is a provisioned ordered list of audio segments. Every sequence is assigned a unique URI. A sequence can contain any of the four segment types (physical segments, other sequences, sets, and variables). On playback a sequence identifier is resolved to an ordered list of physical segments which are played in order.

Set: A set is a provisioned collection of semantically related audio segments and an associated selector. Each set is assigned a unique URI. A set can contain physical segments, sequences, other sets, or variables. At runtime the value of the selector is used to determine which element of the set is played.

Individual selector types are not defined in the syntax (except for the pre-defined language selector) and are instead defined by the provisioner. A provisioner could define one or more of the following selector types: language, accent, gender, accent, customer, or day of the week. For each selector type, the provisioner must define a range of valid values. The provisioner may also choose to define a default value. At runtime if a selector value is not supplied the default value is used.

Variable: A voice variable represents a single semantic concept (such as date or number) and dynamically produces the appropriate speech based on information supplied at runtime. Each provisioned voice variable is assigned a unique URI. For example, if an application needs to play a date, rather than telling the AudioServer to play each individual component of the date (e.g. "March" "twenty" "second" "nineteen" "ninety" "nine"), it can specify a voice variable of type date with value "19990322". The variable then assembles and plays the component audio needed to speak the date. Specification of variables is considered in more detail in a later clause of the present document.

7.2.2 Segment Identifiers

Provisioned segments and segments recorded at runtime are identified by URIs as defined in RFC 2396, [i.3] Uniform Resource Identifiers: Generic Syntax.

A URI can be a simple name or it can be a URL. Three URL schemes are allowed: the file: scheme, the ftp:scheme, and the http: scheme. The file: scheme is used for audio local to the Audio Server. The ftp: scheme is used for audio remote to the Audio Server. The http: scheme can be used for audio local to the Audio Server using the http://localhost convention or audio remote to the Audio Server. All audio references that require parameters encoded in the URL (e.g. set selectors) shall use the http: scheme. The following table shows some of the possibilities.

Table 3: Example URIs

Reference to local audio (flat file):
S: pa(an=file://welcome)
Reference to local audio (flat file):
S: pa(an=file://12354)
Reference to local audio:
S: pa(an=file://audio/xyztel/welcome)
Reference to remote audio:
S: pa(an=http://audio/xyztel/welcome)

7.2.3 Segment Life

Physical segments may be provisioned or they may be recorded during the course of a call. A physical segment recorded during the course of a call can be either transient or persistent. A transient physical segment lasts only for the duration of the call during which it was recorded. A persistent physical segment lasts beyond the duration of the call during which it was recorded.

7.2.4 Nested Sets And Sequences

Nested definition of both sets and sequences is allowed, i.e. it is legal to define a set of sets or a sequence of sequences. In addition, audio structures may also be specified by intermixing sets and sequences, and it is possible to specify a set of sequences or a sequence containing one or more set elements. Direct or transitive definition of a set or segment in terms of itself is not allowed.

Nesting of sets and sequences should be restricted to two or three levels.

7.2.5 Sequence Example

In the following example, a provisioner has provisioned one physical segment and two variable segments and has provisioned a sequence, `http://mysegment`, which is an ordered list of the three segments. The sequence when played speaks the following: "Today's date is <weekday> <date>."

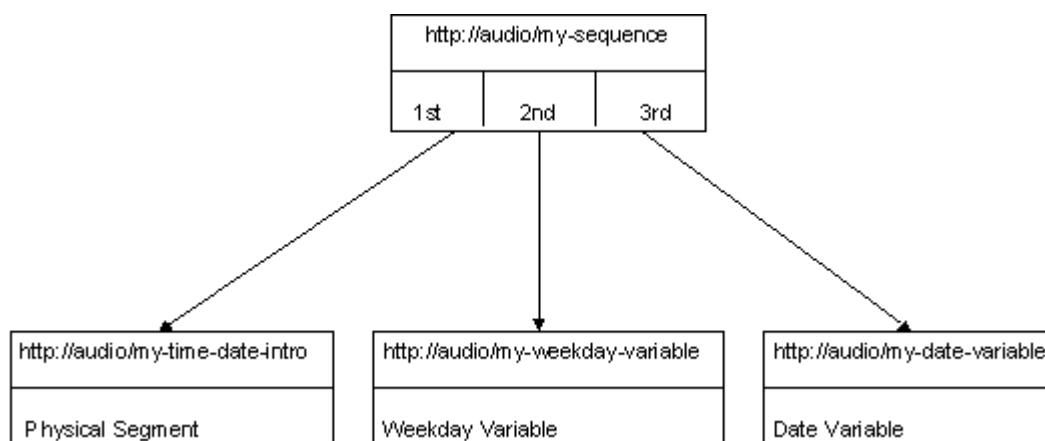


Figure 3: Sequence Example

7.2.6 Set Example

To support an application which plays a particular piece of audio in either Arabic, Welsh, or Tibetan, a provisioner could define a set with the pre-defined selector, "lang", and would use define three of the possible values for that selector, "ara", "cym", and "tib". The provisioner would provision three audio segments, one in each language, and would associate the Arabic segment with the "ara" selector value, etc. The provisioner also could define a default value of the selector when no selector value is supplied, "ara" for instance. The entire set would be assigned a unique URI.

At runtime a reference to the set with the selector set to "cym" would result in the Welsh version of the prompt being played. A reference to the set with no selector would result in the Arabic version of the prompt being played since English has been set as the default selector value.

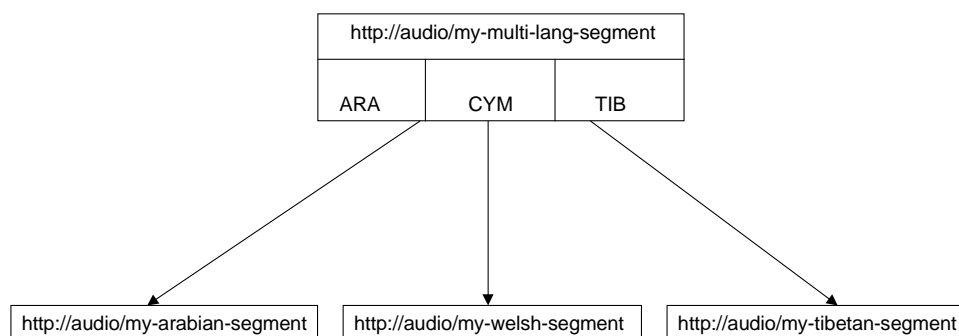


Figure 4: Set Example

7.2.7 Set With Nested Sequence Example

In this example, the provisioner has provisioned three physical segments, one in Arabic, one in Welsh, and one in Tibetan, and the provisioner has also provisioned three date variables. Using these six segments the provisioner has provisioned three sequences, each consisting of a physical segment followed by a date variable. Finally the provisioner has provisioned a set consisting of the three sequences and with language as the set selector.

At runtime a reference to the set with the selector set to "ara" and a variable value of "20001015" would result in the following being played in Arabic: "Today's date is October 15th, 2000."

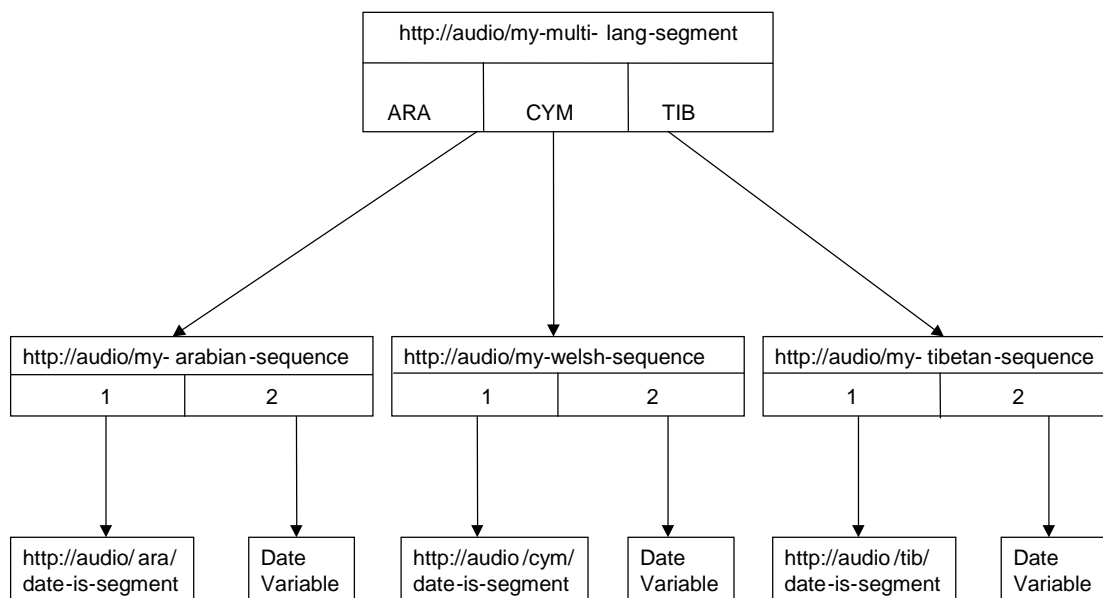


Figure 5: Set With Nested Sequence Example

7.3 Base Audio Package

7.3.1 Abstract

This event package provides support for the standard IVR operations of PlayAnnouncement, PlayCollect, and PlayRecord. It supports direct references to simple audio as well as indirect references to simple and complex audio. It provides audio variables, control of audio interruptibility, digit buffer control, special key sequences, and support for reprompting during data collection.

Package Name: BAU

7.3.2 Events

Table 4: Events

Symbol	Definition	R	S	Duration
ma(parms)	ManageAudio		BR	variable
oc	OperationComplete	x		
of(parms)	OperationFailed	x		
pa(parms)	PlayAnnouncement		TO	variable
pc(parms)	PlayCollect		TO	variable
pr(parms)	PlayRecord		TO	variable

PlayAnnouncement: Plays an announcement in situations where there is no need for interaction with the user. Because there is no need to monitor the incoming media stream this event is an efficient mechanism for treatments, informational announcements, etc.

PlayCollect: Plays a prompt and collects DTMF digits entered by a user. If no digits are entered or an invalid digit pattern is entered, the user may be reprompted and given another chance to enter a correct pattern of digits. The following digits are supported: 0-9, *, and #. By default PlayCollect does not play an initial prompt, makes only one attempt to collect digits, and therefore functions as a simple Collect operation. Various special purpose keys, key sequences, and key sets can be defined for use during the PlayCollect operation.

PlayRecord: Plays a prompt and records user speech. If the user does not speak, the user may be reprompted and given another chance to record. By default PlayRecord does not play an initial prompt, makes only one attempt to record, and therefore functions as a simple Record operation. The call agent may specify a URI to be associated with the recording or the call agent may ask the Audio Server to allocate a URI and return it to the call agent as part of the OperationComplete event. Digits entered by the user during a recording that are not defined as special key sequences are ignored and become part of the recording.

ManageAudio: Performs audio management operations on persistent audio which is typically not related to a current interaction with a user, e.g. "delete an audio segment" or "change volume for duration of connection".

OperationComplete: Detected upon the successful completion of a Play, PlayRecord, Play Collect, or ManageAudio signal.

OperationFailed: Detected upon the failure of a Play, PlayRecord, PlayCollect, or ManageAudio signal.

7.3.3 Signal Interactions

If an Audio Package signal is active on an endpoint and another signal of the same type is applied, the two signals including parameters and parameter values will be compared. If the signals are identical, the signal in progress will be allowed to continue and the new signal will be discarded. Because of this behaviour the Advanced Audio Package may not interoperate well with some other packages such as the Line and Trunk packages.

7.3.4 Parameters

The PlayAnnouncement, PlayRecord, and PlayCollect events may each be qualified by a string of parameters, most of which are optional. Where appropriate, parameters default to reasonable values. If a required parameter is not supplied an error is returned to the application.

These parameters are shown in table 5.

Table 5: Parameters

Symbol	Definition	pa	pc	pr	ma
an	announcement	O	F	F	F
ap	append	F	F	O	F
cb	clear digit buffer	F	O	O	F
dm	digit map	F	O	O	F
dpa	delete persistent audio	F	F	F	O
du	duration	O	F	F	F
edt	extra digit timer	F	O	F	F
fa	failure announcement	F	O	O	F
fdt	first digit timer	F	O	F	F
ict	inter digit critical timer	F	O	O	F
idt	inter digit timer	F	O	O	F
ip	initial prompt	F	O	O	F
it	iterations	O	F	F	F
iv	interval	O	F	F	F
na	number of attempts	F	O	O	F
nd	no digits reprompt	F	O	F	F
ni	non-interruptible play	F	O	O	F
ns	no speech reprompt	F	F	O	F
off	offset	O	O	O	F
prt	prespeech timer	F	F	O	F
pst	postspeech timer	F	F	O	F
rid	recording id	F	F	M	F
rik	reinput key	F	O	O	F
rlt	recording length timer	F	F	M	F

Symbol	Definition	pa	pc	pr	ma
rp	reprompt	F	O	O	F
rpa	record persistent audio	F	F	O	F
rsk	restart key	F	O	O	F
rtk	return key	F	O	O	F
sa	success announcement	F	O	O	F
sp	speed	O	O	O	F
vl	volume	O	O	O	F
pv	persistent volume	F	F	F	O
mt	mute	F	F	F	O
lm	lecture mode	F	F	F	O
NOTE: O = Optional M = Mandatory F = Forbidden.					

Persistent volume: The relative volume of the input audio stream is specifiable as a positive or negative decibel variation from the original volume. Support for this parameter is optional.

Persistent volume is, by default, applied to the endpoint. Persistent volume may be applied to a specific connection. When applied to the endpoint, persistent volume modifies the volume level of the endpoint for the remainder of the time that a connection is attached to the endpoint (i.e. in the case of a conference bridge, the volume of the mix is modified; in the case of any other endpoint the volume of the audio input to the endpoint is modified). If at any time the endpoint has no connections, the volume level is returned to the default volume level for that endpoint.

When applied to a connection, persistent volume modifies the volume level of the connection (i.e. the volume of the audio flowing from the endpoint to the connection is modified). The modification persists until another 'pv' explicitly changes it or the connection is deleted.

Mute: The values true and false are supported. Support for this parameter is optional.

Mute is, by default, applied to the endpoint. It may be applied to a specific connection. When applied to the endpoint, mute modifies the volume level of the endpoint for the remainder of the time that a connection is attached to the endpoint (i.e. in the case of a conference bridge, the volume of the mix is muted; in the case of any other endpoint the volume of the audio input to the endpoint is muted) or until a mt=false is received for the endpoint. If at any time the endpoint has no connections, the volume level is returned to the default volume level for that endpoint.

When applied to a connection, mute modifies the volume level of the connection (i.e. the volume of the audio flowing from the endpoint to the connection is muted). The modification persists until another 'mt' explicitly changes it or the connection is deleted.

Mute arguments persist across persistent volume changes. Persistent volume changes the base volume, mute changes the existence or absence of audio. Thus three consecutive invocations specifying: a) mt=true, b) pv=-2, c) mt=false would result in the audio stream reappearing with a slightly lower volume after step c.

Lecture mode: Lecture mode takes as an argument either the keyword "off" or the connection identifier of the lecturing connection. Lecture mode is always applied to an endpoint. Support for this parameter is optional.

When lecture mode is sent with a connection identifier as the argument, all connections on the endpoint other than the identified connection are muted, i.e. the audio arriving from the other connections is not included in e.g. the mix of a conference bridge. When lecture mode is set to "off", all connections are restored to their pre-lecture mode values. If the pre-lecture mode values have been subsequently modified by a persistent volume change, that change persists.

Announcement: An announcement to be played. Consists of one or more audio segments.

Append: If set to true, the audio recording will append to any existing content in the Recording ID. It may not be used with wildcarded Recording Ids. Valid values are "true" and "false".

Clear Digit Buffer: If set to true, clears the digit buffer before playing the initial prompt. Defaults to false. Valid values are the text strings "true" and "false."

Delete Persistent Audio: Indicates that the specified persistent audio segment is to be deleted. This parameter is carried by the Manage Audio event.

Digit Map: A digit map as specified in RFC 3435 [2], Media Gateway Control Protocol (MGCP) Version 1.0, which specifies one or more digit patterns to be collected. Valid digits are 0-9, *, and #.

Duration: The maximum amount of time to play and possibly replay an announcement. Takes precedence over iteration and interval. Specified in units of 100 milliseconds. No default.

Extra Digit Timer: The amount of time to wait for a user to enter a final digit once the maximum expected amount of digits have been entered. Typically this timer is used to wait for a terminating key in applications where a specific key has been defined to terminate input. Specified in units of 100 milliseconds. If not specified, this timer is not activated. If an extra digit is entered it is returned to the application along with the other collected digits.

The Extra Digit Timer can be used to implement a consistent human interface when collecting a variable number of digits where collection can be terminated by a Return Key, typically the # key. For example, suppose an application has asked for a minimum of three digits and a maximum of six. If the user consistently uses the # key to terminate collection following digit strings are acceptable: xxx#, xxxx#, xxxxx#, and xxxxxx. The inconsistency arises when the user enters six digits. Because the maximum number of digits have been entered the Audio Server returns the digits immediately without waiting for the # key. If the type ahead is allowed (the default Audio Server behaviour) and if user then enters the # key, the application has to decide whether the user meant the # key to terminate the six digits already collected or if the user meant to enter the # key to begin the next digit collection. The Extra Digit Timer tells the Audio Server to wait for an additional period of time after the maximum number of digits have been entered to see if the user is going to enter another key.

Failure Announcement: Played when all data entry attempts have failed. Consists of one or more audio segments. No default.

First Digit Timer: The amount of time allowed for the user to enter the first digit. The first digit starts after the announcements end. Specified in units of 100 milliseconds. Defaults to 50 (five seconds).

Initial Prompt: The initial announcement prompting the user to either enter DTMF digits or to speak. Consists of one or more audio segments. If not specified (the default), the event immediately begins digit collection or recording.

Inter Digit Timer: The amount of time allowed for the user to enter each subsequent digit when no alternative within a digit map has been matched. Specified units of 100 milliseconds seconds. Defaults to 50 (five seconds). The Inter Digit Timer is used when a partial dial timer is needed (see Tpar in [i.2]).

Interdigit Critical Timer: The amount of time allowed for the user to enter each subsequent digit when a dialled string matches both a complete digit map and a partial dial of another alternative within the digit map. Specified units of 100 milliseconds seconds. Defaults to 30 (three seconds). The Inter Digit Timer is used when a critical dial timer is needed (see Tcrit in [i.2]).

Interval: The interval of silence to be inserted between iterative plays. Specified in units of 100 milliseconds. Defaults to 10 (one second).

Iterations: The maximum number of times an announcement is to be played. A value of minus one (-1) indicates the announcement is to be repeated forever. Defaults to one (1).

No Digits Reprompt: Played after the user has failed to enter a valid digit pattern during a PlayCollect event. Consists of one or more audio segments. Defaults to the Reprompt.

No Speech Reprompt: Played after the user has failed to speak during a PlayRecord event. Consists of one or more audio segments. Defaults to the Reprompt.

NonInterruptible Play: If set to true, the initial prompt of the PlayCollect or PlayRecord event is not interruptible by either voice or digits. Defaults to false. Valid values are the text strings "true" and "false." Digits entered during a non-interruptible initial prompt are accumulated and are treated as they would if they had been entered during the second (collect or record) phase of the event.

Number Of Attempts: The number of attempts the user is allowed to enter a valid digit pattern or to make a recording. Defaults to 1. Also used as a return parameter to indicate the number of attempts the user made.

Offset: Specifies the offset into an announcement to start playing. Offset shall only be used with the initial prompt of the PlayCollect or PlayRecord events where the initial prompt is be a single physical segment. An offset may be either positive or negative. A positive offset is the offset going forward from the beginning of the prompt. A negative offset is the offset going backwards from the end of the prompt. Offsets are specified in 10 millisecond units. Defaults to 0.

Offsets are useful when digit handling is done by the call agent, e.g. the user hits a DTMF key, the key is sent to the call agent, the call agent decides to ignore the key and tells the Audio Server to resume playing at the point of interrupt. Another application is to allow the user to skip back and forward in a physical segment.

Postspeech Timer: The amount of silence necessary after the end of the last speech segment for the recording to be considered complete. Specified in units of 100 milliseconds. Defaults to 50 (five seconds).

Prespeech Timer: The amount of time to wait for the user to initially speak. Specified in units of 100 milliseconds. Defaults to 30 (three seconds).

Record Persistent Audio: If set to true, the recording that is made is persistent instead of temporary. Defaults to false. Valid values are the text strings "true" and "false." This parameter is carried by the PlayRecord event, although nothing is either played or recorded in this case.

Recording ID: A URI to be assigned to the physical segment which is to be recorded by the PlayRecord event. If this parameter is set to the ANY wildcard, "\$", the Audio Server will allocate the URI, associate it with the newly recorded segment, and return it to the call agent with the OperationComplete event.

Recording Length Timer: The maximum allowable length of the recording, not including pre or post speech silence. Specified in units of 100 milliseconds. This parameter is mandatory for the PlayRecord signal. A value of -1 (minus one) means there is no limit to recording length. In this case the recording is open ended, and it is up to the application to manage the storage resources for recordings.

Reinput Key: Defines a digit map that, if matched, has the following action: discard any digits collected or recording in progress and resume digit collection or recording. No default.

The use of this key does not constitute an attempt to enter user input (i.e. it does not count against the number of attempts specified by the Number Of Attempts parameter). Reinput keys are handled locally by the Audio Server and are not returned to the call agent. During a recording, all digits except for the restart, reinput, and return keys (if defined) are ignored and become part of the recording.

Reprompt: Played after the user has made an error such as entering an invalid digit pattern or not speaking. Consists of one or more audio segments. Defaults to the Initial Prompt.

Restart Key: Defines a digit map that, if matched, has the following action: discard any digits collected or recording in progress, replay the prompt, and resume digit collection or recording. No default.

The use of this key does not constitute an attempt to enter user input (i.e. it does not count against the number of attempts specified by the Number Of Attempts parameter). Restart Keys are handled locally by the Audio Server and are not returned to the call agent. During a recording, all digits except for the restart, reinput, and return keys (if defined) are ignored and become part of the recording.

Return Key: Defines a digit map that, if matched, has the following action: stop digit collection or recording. If the return key is hit during a PlayCollect event, all keys collected prior to detection of the return key are returned to the call agent. If the return key is hit during a PlayRecord event, the recording is saved, all keys collected prior to the return key are returned, and a Recording ID is returned if appropriate. (See definition of Recording ID for details.) Detection of the return key constitutes successful completion of the collection operation even if no digit map match has occurred.

Speed: The relative playback speed of announcement specifiable as a positive or negative percentage of the original playback speed.

Success Announcement: Played when data collection has succeeded. Consists of one or more audio segments. No default.

Volume: The relative playback volume of announcement specifiable as a positive or negative decibel variation from the original playback volume.

7.3.5 Type-ahead

The Audio Server supports type-ahead by default. Type-ahead is not supported for the Play event because by definition no digit collection is done during this event. Type-ahead can be turned off for all prompts associated with a PlayCollect or PlayRecord event by setting the Clear Digit Buffer parameter.

7.3.6 Return Parameters

Each event has an associated set of possible return parameters that are returned with either the OperationComplete or OperationFailed events. These parameters are listed in table 6.

Table 6: Return Parameters

Symbol	Definition	pa	pc	pr	ma
ap	amount played	F	C	C	F
dc	digits collected	F	O	O	F
na	number of attempts	F	M	M	F
rc	return code	O	O	O	O
rid	recording id	F	F	O	F
rl	Recording length	F	F	M	F
NOTE: O = Optional M = Mandatory F = Forbidden C = Conditional (see expanded definition).					

Amount Played: The length played of an initial prompt if the prompt was interrupted, in 10 ms. units. This parameter is mandatory if the prompt was interrupted, and forbidden otherwise.

Digits Collected: If returned with an oc event, this parameter contains the DTMF digits that were collected during a PlayCollect operation. If returned with an of event, this parameter contains the DTMF digits that were collected during an unsuccessful PlayCollect or PlayRecord operation up until the point of failure.

Number Of Attempts: The number of attempts the user actually needed to enter a valid digit pattern or to make a recording. Defaults to 1. Also used as an input parameter to specify the number of attempts the user will be allowed to enter a valid digit pattern or make a recording. This parameter is returned only if a na parameter was specified on the PlayCollect or PlayRecord.

Return Code: A return code giving the final status of the operation, followed optionally by a comma and the offending item. The possible return codes are:

Table 7: Return Codes

Return Code	Meaning
600	Illegal syntax
601	Unknown segment ID
602	Variable type not supported
603	Variable subtype not supported
604	Invalid variable name
605	Variable value out of range
606	Inconsistent variable specification
607	Extra sequence data
608	Missing sequence data
609	Mismatch between play specification and provisioned data
610	Delete audio error
611	Unable to record temporary audio
612	Unable to delete temporary audio
613	Unable to record persistent audio
614	Unable to delete persistent audio
615	Unable to override non-existent segment id
616	Unable to remove override from non-existent segment id
617	Provisioning error
618	Hardware failure
619	Unspecified failure
620	No digits
621	No speech
622	Spoke too long
623	Digit map not matched
624	Max attempts exceeded
625	No free segment ids
626	Required parameter not set
627	Inconsistent parameter set
628	Value out of range
629	Invalid offset
630	Invalid digit map

EXAMPLES:

The PlayAnnouncement event completed successfully.

NOTE: No return code is necessary:

O: BAU/oc

The PlayAnnouncement event failed the parameters supplied were inconsistent:

O: BAU/of (rc=627)

The PlayCollect event completed successfully on the user's second attempt when the user entered the digits 04375182:

O: BAU/oc (na=2 dc=04375182)

The PlayRecord event was successful on the user's first attempt; the id of the recording made by the user is 983:

O: BAU/oc (na=1 ri=983)

The PlayRecord event was successful on the user's first attempt; the id of the recording made by the user is 983 and the duration was 27.5 seconds:

O: BAU/oc (na=1 ri=983 rl=275)

The PlayAnnouncement event failed the variable name requested was not recognized:

O: BAU/of (rc=604, zwq)

Recording ID: A URI assigned to physical segment recorded by the PlayRecord operation. This parameter is returned only if the RecordingID parameter to the PlayRecord event has been set to the ANY wildcard, "\$". If this is the case the Audio Server allocates a unique URI, associates it with the newly recorded segment, and returns it to the call agent.

Recording Length: The length of the recording, not including pre or post speech silence. Specified in units of 100 milliseconds. This parameter is mandatory for the PlayRecord signal. In the case where the append operation was used, this is the length of the new recording, not the total length.

7.3.7 Segment Descriptors

Segment descriptors are used with the an, ip, rp, nd, ns, fa, and sa parameters to define the segments that make up an announcement. There are two kinds of segment descriptors:

Table 8: Segment Descriptors

Symbol	Definition
<URI>	segment identifier
vb	variable

Segment Identifier: A URI identifying a provisioned entity, i.e. a physical segment, sequence or variable.

Variable: Specifies a voice variable by type, subtype, and value, and used when the application specifies a variable on the fly as opposed to referencing a provisioned variable. Does not apply to provisioned variables. Variables are more completely defined in a subsequent clause of the present document.

7.3.8 Variable Syntax

The syntax supports two kinds of variables. Embedded variables are variables that have been provisioned as part of an audio segment. At runtime the call agent references the segment and specifies a value for the variable. Typically embedded variables are provisioned along with recorded speech, e.g. "A representative will be with you in approximately 5 minutes. If you would prefer to leave a voice message, press 1 now." where the variable is the number of minutes. Standalone variables are variables that are not provisioned and therefore shall be completely specified on the fly by the call agent or MPC. Variables are specified by the following parameters: type, subtype, and value. Variable types include Date, Money, Number, Time, etc. Subtype is a refinement of type. For example the variable type Money might have an associated range of subtypes such as Dollar, Rupee, Dinar, etc. Not all variables require a subtype, and for these variables the subtype parameter should be set to null.

For embedded variables, the type and subtype shall be provisioned. The value may be provisioned. If it is not provisioned it shall be specified as part of the variable reference. In a list of segments, an embedded variable value specification applies only to the segment that directly precedes it. If a segment has multiple embedded variables, the values shall be given in the order in which the variables are encountered when the segment is played. Some examples:

Standalone variable: S: pa(an=vb(mny,usd,1153))

Embedded variable: S: pa(an=file://ann1<1153>)

A variable segment is played in the default language and voice of the server. When an application desires to select an alternative language or voice, the syntax of the URL query shown in clause 7.4.4 and table 12 is used. Example: if the application wishes to speak a monetary value in English with a male voice, it would send:

pa(an=vb(mny,usd,1153)?lang=english&gender=male)

Not all variables, such as the date variable shown in the next example, require a subtype. In that case, the subtype is encoded with the value "null":

S: pa(an=vb(dat,null,101598))

In some cases it may be desirable to play an announcement that contains an embedded variable without playing the variable itself. To do this a single "null" is provided for the value:

S: pa(an=file://ann1<null>)

7.3.9 Variable Definitions

Variable types and subtypes are specified in table 9.

Table 9: Variable Types and Subtypes

Type	Subtype	Definition
dat	mdy, dmy, etc.	Date
	mdy	Month-Day-Year
	dym	Day-Year-Month
dig	gen, ndn	Digits
	gen	Generic
	ndn	North American DN
dur		Duration
mth		Month
mny	<ISO 4217 three letter codes>	Money
num	crd, ord	Number
	crd	Cardinal
	ord	Ordinal
sil		Silence
str		String
tme	t12, t24	Time
	t12	Twelve hour format
	t24	Twenty four hour format
ton	vpackage name	Tone identifier
wkd		Weekday

Date: Speaks a date specified as YYYYMMDD (per ISO 8601 [i.7]). If the subtype is Month-Date-Year "20001015", for example would be spoken as "October Fifteenth Two Thousand." If the subtype is Date-Month_Year the same date would be spoken as "Fifteen October Two Thousand." Date subtypes may be extended as needed as long as they are patterned after the existing subtypes (i.e. they shall be a three letter combination of the letters m, d, and y).

Digits: Speaks a string of digits one at a time. If the subtype is North American DN, the format of which is NPA-NXX-XXXX, the digits are spoken with appropriate pauses between the NPA and NXX and between the NXX and XXXX. If the subtype is generic, the digits are spoken no pauses.

Duration: Duration is specified in seconds and is spoken in one or more units of time as appropriate, e.g. "3 661" is spoken as "One hour, one minute, and one second", "3 360" is spoken as "One hour and one minute", and "3 600" is spoken as "One minute."

Money: Money is specified in the smallest units of a given currency and is spoken in one or more units of currency as appropriate, e.g. "110" in U.S. Dollars would be spoken "one dollar and ten cents." The three letter codes defined in ISO 4217 [i.6], Currency And Funds Code List [i.6] are used to specify the currency subtype. A small excerpt from ISO 4217 [i.6] follows:

Table 10: Sample Currency Codes

Code	Currency	Entity
GQE	Ekwele	Equatorial Guinea
GRD	Drachma	Greece
GTQ	Quetzal	Guatemala

Money can be specified in negative or positive units of currency. In the above example "-110" would be spoken as "minus one dollar and ten cents."

Month: Speaks the specified month, e.g. "10" is spoken as "October." Specification is in MM format with "01" denoting January, "02" denoting February, etc.

Number: Speaks a number in cardinal form or in ordinal form. For example, "100" is spoken as "one hundred" in cardinal form and "one hundredth" in ordinal form. Cardinal numbers can be specified as negative or positive.

Silence: Plays a specified period of silence. Specification is in 100 millisecond units.

String: Speaks each character of a string, e.g. "a34bc" is spoken "A, three, four, b, c." Valid characters are a-z, A-Z, 0-9, #, and *.

Time: Speaks a time in either twelve hour format or twenty four hour format depending on the specified subtype. For example "1700" is spoken as "Five p.m." in twelve hour format or as "Seventeen hundred hours" in twenty four hour format. Specification is in HHMM format per ISO 8601 [i.7].

Tone: The tone variable is used to cause the audio player to generate a defined tone from any other standard package as part of the sequence of audio segments. If the package referenced in the request is not known to (or not supported by) the audio player an error code of *603 Variable subtype not supported* shall be returned.

Caution: Only tones of known duration should be used.

EXAMPLES:

vb(ton,L,ci(1942,3036619100,CableLabs))

vb(ton,D,2) -or- vb(ton,L,2)

vb(ton,SL,(D/1,D/5,D/7))

Weekday: Speaks the day of the week, e.g. "Monday." Weekdays are specified as single digits, with "1" denoting Sunday, "2" denoting Monday, etc.

7.3.10 Timers

Four timers are defined in this package:

- First digit timer (FDT).
- Interdigit timer (IDT).
- Interdigit critical timer (ICT).
- Extra digit timer (EDT).

Consistent implementation of the interaction between timers is important for applications that use audio servers that meet the present document. The following guidelines are strongly recommended:

- 1) There is no need for more than one of the timers to run at any given time in processing of a digit map.
- 2) The first digit timer (FDT) will be started on receipt of the collection request if no initial prompt is present, at completion of the playing of the initial prompt, and on completion of any reprompts. If a digit is collected during the playing of the initial prompt or reprompt, the FDT is not started.
- 3) The interdigit timer (IDT) will be started when the end of a tone is detected if there are no possible matches and there are still possible matches. The IDT will not run if the collected tone (digit) completes a match or if the collected tone (digit) completes a match except for a terminal "T".
- 4) The interdigit critical timer (ICT) will be started when the digit map includes a terminal "T" and the matched string is a subset of a longer string. If an additional digit/tone is detected during the running of the ICT, it is examined to determine whether it creates a possible match (or partial match) of an alternative in the digit map. Thus in the digit map "123T|12345", the "T" represents the running of the ICT. If a "4" arrives before ICT expires, the digit map matching algorithm selects option two and continues the process.
- 5) The extra digit timer (EDT) runs after a match has been completed, even if the completion of the match required another timer to run (e.g. the ICT). Any digit that is detected while the EDT is running is returned in the observed events string, and the detection of that event will result in a OF response with RC=623 and the DC= parameter showing all digits detected prior to and during the EDT period. The EDT does not run if the digit map matching algorithm determines an error condition exists (no match possible, no digits entered, etc.).

Some examples with commentary:

dm=123|1234

Option two (1234) cannot be matched - the algorithm will return immediately on detection of 123. If specified, EDT may run after the match, but the 4, if entered, will be ignored.

```
dm=123T|1234
```

The ICT will run after the 3 is entered. If the timer expires, the match (123T) is returned. If a 4 is detected before the expiration of ICT, the match (1234) is returned. If a different digit is detected, error processing (return, reprompt, as appropriate) is started.

7.3.11 Examples

This clause presents a number of syntax examples. Play an announcement that consists of a single segment:

```
S: pa(an=file://12333)
```

Play an announcement that consists of multiple segments:

```
S: pa(an=file://ann798,file://ann300,file://ann4747)
```

Play an announcement that consists of a recording followed by three seconds of silence followed by a standalone voice variable:

```
S:pa(an=file://ann357,vb(sil,null,30),vb(my,usd,3999))
```

Play an announcement with an embedded variable. If the separate segments of the previous announcement were provisioned as a sequence with a segment id of ann43321, the following would be exactly equivalent to the previous example:

```
S: pa(an=file://ann43321<3999>)
```

Play an announcement with two embedded variables:

```
S: pa(an=http://jackstraw/audio/xyztel/hello
<3999,10151998>)
```

Play a prompt and collect a single digit. If need be, play a reprompt, a no digits prompt, and a success or failure announcement. Give the user three attempts to enter a digit:

```
S: pc(ip=file://ann27 rp=file://ann19 nd=file://ann102
fa=file://ann8 sa=file://ann777 na=file://ann31
dm=x)
```

Play a prompt and collect a single digit. If the user does not enter a digit replay the initial prompt. Give the user three attempts to enter a digit:

```
S: pc(ip=file://audio/ann77775 na=3 dm=x)
```

Play a prompt and record voice. If the user does not speak play a no speech prompt. Give the user two attempts to record:

```
S: pr(ip=http://brenda/audio/ann070500
ns=http://althea/audio/no-speech na=2)
```

Play an announcement at ninety percent of its original speed and five decibels softer than its original volume. Play the announcement three times with two seconds of silence between plays.

```
S: pa(an=file://ann276 sp=90 vl=-5 it=3 iv=20)
```

Give the user two attempts to enter a three digit pattern. Clear the digit buffer before playing the prompt.

```
S: pc(ip=file://438975 cb=true dm=xxx na=2)
```

Give the user three attempts to enter a three digit pattern. If the user enters one digit or two digits on the first or second attempts a reprompt is played. If the user enters no digits on the first or second attempts a no digits reprompt is played. If all three attempts fail, a failure announcement is played. If one of the attempts is successful, a success announcement is played and the collected digits are returned to the call agent.

```
S: pc(ip=file://ann493 rp=5 nd=409 fa=file://ann923
sa=file://ann18337 dm=xxx)
```

Give the user three chances to enter an 11 digit number that begins with 0 or 1. If the user makes a mistake while entering digits, he can press the * key to discard any digits already collected, replay the prompt, and resume collection.

```
S: pc(ip=http://stella/blue/audio/ann5684
dm=0xxxxxxxxxxx|1xxxxxxxxxxx rsk=* na=3)
```

Give the user two chances to make a recording. After playing the prompt, wait 5 seconds for the user to speak, otherwise replay the initial prompt and try again. If the user does speak, wait for seven seconds after speech stops to make sure the user is finished. If the recording is successful, return a reference to the recording to the call agent.

```
S: pr(ip=file://ann432 prt=50 pst=70 na=2)
```

7.4 Advanced Audio Package

7.4.1 Abstract

The Advanced Audio package extends the Base Audio package by adding the set capability which the user can use to create an arbitrary number of user defined qualifiers to be used in resolving complex audio structures. For example, the user could define qualifiers for any or all of the following:

- language;
- accent;
- audio file format;
- gender;
- speaker; or
- customer.

Package Name: AAU

7.4.2 Sets

A set is a provisioned collection of semantically related audio segments with an associated selector. Each set is assigned a unique URI. A set can contain physical segments, sequences, other sets, or variables. At runtime the value of the selector is used to determine which element of the set is played.

Individual selector types are not defined in the syntax (except for the pre-defined language selector, "lang") and are instead defined by the provisioner. A provisioner could define one or more of the following selector types:

- language;
- accent;
- gender;
- accent;
- customer; or
- day of the week.

For each selector type, the provisioner must define a range of valid values. The provisioner may also choose to define a default value. At runtime if a selector value is not supplied the default value is used.

7.4.3 Selectors

Selector types, except for the predefined "lang" (language) selector, are defined by the user. For each selector type, the user must define a range of values that the selector can assume.

Selectors apply to individual audio segments. If an event specifies multiple segments, each segment have its own set of selectors. If selectors are not specified for an audio segment, provisioned defaults are used.

For example, if the user defines a selector of type "phaseofthemoon", he might also define the legal values for that selector to be "new", "half", "full", "harvest" and "blue". For the selector to actually work at runtime, audio associated with each of the selector values be provisioned.

The three letter codes defined in ISO standard 639-2, Code For The Representation Of Names Of Languages [i.5] shall be used as values for user defined language selectors. For languages that have both a bibliographic and a terminology code, both codes should be supported. A small excerpt from ISO 639-2 [i.5] follows:

Table 11: Sample Language Codes

Code	Language
cze	Czech
cym	Welsh
dan	Danish

Selectors are applied to variables only after the variable has been resolved. For instance if a date variable resolved to "October 15th, 1998" the voice with which the variable is spoken could resolve to either male or female if a gender selector had been defined.

Selectors are encoded as parameters to the URI segment id. If the URI refers to a physical segment on a node other than the Audio Server, to fetch the audio from the remote node the URI must contain the information necessary for this node to resolve the URI to a specific physical segment. This does not imply that the remote node needs the same capability as the Audio Server to resolve complex audio references. The remote node could, for example, use a simple scheme such as encoding the hierarchical directory path to the physical in the URI.

7.4.4 Selector Encoding

Provisioned segments and segments recorded at runtime are identified by URIs as defined in RFC 2396 [i.3], Uniform Resource Identifiers: Generic Syntax.

A URI can be a simple name or it can be a URL. If a URL refers to audio stored on a node other than the Audio Server it must contain all the information necessary to resolve the URL to a physical segment. If the URL refers to a set, the selector types and values necessary to resolve the URL to a physical segment must be encoded in the query field of the URL. URLs for audio local to the Audio Server should use the file: scheme. URLs for audio remote to the Audio Server should use the http: scheme. Table 12 shows some of the possibilities.

Table 12: Example URIs

Reference to local audio (set):
S: pa(an=http://localhost/audio/xyztel/welcome?lang=eng&gender=female)
Reference to remote audio (set):
S: pa(an=http://audio/xyztel/welcome?lang=eng&gender=female)

7.4.5 Variable Order

When a provisioned segment containing more than one variable is referenced at runtime, the variable values shall be supplied in the order in which they occur in the provisioned segment. This principle extends to sets. If the elements of a set contain more than one variable then for all elements of the set the variables shall occur in the same order. Sets with elements containing variables that do not appear in the same order are not supported.

7.4.6 Overrides

A provisioned physical segment may be replaced (or overridden) by a persistent physical segment. The URI of the provisioned physical segment will then resolve to the persistent physical segment. The overriding persistent audio can subsequently be deleted and the original provisioned audio can be restored.

A provisioned physical segment may be overridden more than once. In this case, the URI of the provisioned physical segment refers to the latest overriding physical segment. When the overriding physical segment is deleted, the original provisioned physical segment is restored, even if the segment has been overridden multiple times.

Segment override could be used for a feature where a standard greeting is played to all customers calling a retail store. Occasionally the store manager may want to call a special number and record a temporary greeting that overrides the standard greeting, for instance a greeting that announces a sale or maybe a seasonal greeting of some kind. When the greeting is no longer wanted, the manager can call the special number, cancel the temporary greeting, and restore the standard greeting.

7.4.7 Parameters

Table 13: Parameters

Symbol	Definition	pa	pc	pr	ma
oa	override persistent audio	F	F	F	O
ra	restore persistent audio	F	F	F	O
NOTE: O = Optional M = Mandatory F = Forbidden Override Persistent Audio: The id of the segment to be overridden and the id of the overriding segment. Restore Persistent Audio: The id of the segment to be restored.					

7.4.8 Return Codes

The following return codes are defined for the Advanced Audio Package.

Table 14: Return Codes

Return Code	Meaning
650	Bad selector type
651	Bad selector value
652	Missing selector
653	Missing selector value
654	Wrong number of selector
655	Remove override error
656	Override error
657	Unable to override non-existent segment id
658	Unable to remove override from non-existent segment id

7.4.9 Examples

This clause presents a number of examples of how sets and selectors are used.

Play an announcement in English.

S: pa(an=file:///audio/xyztel/hello?lang=eng)

Play an announcement in a Danish, female voice with a Cajun accent.

```
S: pa(an=file://audio/xyztel/hello?lang=dan&
gender=female&accent=cajun)
```

Play the first part of an announcement in English, the second part in the default language, and the third part in French.

```
S: pa(an=file://ann1?lang=eng,file://ann2,
file://ann2?lang=fra)
```

Play an announcement with an embedded variable in English (the embedded variable is also played in English):

```
S: pa(an=file://ann4?lang=eng<101599>)
```

7.5 Overview

The purpose of this document is to provide extensions to support speech recognition, natural language understanding, and dialog manager resources in the MGCP (NCS) based media server framework.

This is a superset of the PASS BAU package, and the BAU package is assumed present with this package. The package is also compatible with the AAU package, but the presence of the AAU capabilities is not assumed.

Package name is "Speech Recognition" -SPR. The presence of the package name SPR as a signal descriptor incorporates all of the BAU package. A signal in the SPR package may simultaneously use parameters from both the BAU and SPR package (see examples below).

7.5.1 Speech Recognition Extensions to the BAU package

Table 15 extends table 4, clause 7.3.2.

Table 15: S1 Events

Symbol	Definition	R	S	Duration
prg(parms)	PlayRecognize		TO	variable
mac(parms)	ManageASRContext		BR	variable

PlayRecognize: PlayRecognize extends the PlayCollect signal. PlayRecognize plays a prompt and recognizes spoken utterance and/or collects DTMF digits entered by a user. If the user does not speak, or enter no digits or an invalid digit pattern the user may be prompted again and given another chance to respond.

The grammars and vocabulary used for recognition may be provisioned ahead of time or configured using ManageASRContext signal.

The following digits are supported: 0-9, *, and #. By default PlayRecognize does not play an initial prompt, makes only one attempt to collect digits or recognize utterance, and therefore functions as a simple PlayCollect operation. The various special purpose keys, key sequences, and key sets defined for use in the PlayCollect operation are equally valid in the PlayRecognize operation.

ManageASRContext: Performs context management to support the subsequent PlayRecognize signal. An ASR context is completely specified by its network - a composition of grammars, dictionary, acoustic models and associated parameters. A network is a fully composed entity that ASR engine decodes on. A compiled grammar is a network consisting of sentence rules, vocabulary words and their pronunciations. The grammars can be a fully composed network entity and may be referenced using its name. In addition, using this signal we will make it possible for the call agent to manipulate the part of the grammar called rules. The JSGF (Java Speech Grammar Format Specification) [i.8] and/or W3C defined syntax format [5] will be used to define these rules. Updating rules in a grammar will allow an application to bind dynamic grammar fragments at a call time to a pre-composed surround grammar network.

The default pre-defined grammars available to an application will include the VoiceXML built-in grammars and other pre-defined application specific grammars that are provisioned and configured upon initialization of the ASR resource.

To specify inline grammars the W3C defined grammar format (Speech Recognition Grammar Specification for the W3C Speech Interface Framework [5]) will be supported.

7.5.2 Signal Interactions

If an Audio Package signal is active on an endpoint and another signal of the same type is applied, the two signals including parameters and parameter values will be compared if the signals are identical, the signal in progress will be allowed to continue and the new signal will be discarded. Because of this behaviour the Advanced Audio Package may not interoperate well with some other packages such as the Line and Trunk packages.

7.5.3 Parameters

The PlayRecognize and ManageASRContext events may each be qualified by a string of parameters, most of which are optional. Where appropriate, reasonable default parameter values have been defined. If a required parameter is not supplied an error is returned to the application.

The PlayRecognize command re-uses the following digit and prompt related parameters as defined for PlayCollect in the BAU: Initial Prompt (ip), Reprompt (rp), No digit reprompt (nd), No response reprompt (nr), Failure announcement (fa), Success announcement (sa), Offset (off), Non-interruptible play (ni), Iterations (it), Interval (iv), Duration (du), Speed (sp), Volume (vl), Clear digit buffer (cb), Digit map (dm), Restart Key (rsk), Reinput Key (rik), Return Key (rtk), First digit timer (fdt), inter digit timer (idt) and extra digit timer (edt), Number of attempts (na). They are not described in table 16.

The parameters specific to the PlayRecognize operation are shown in table 16.

Table 16: S2. Parameters

Symbol	Definition	prg	mac
pst	prespeech timer	O	F
ptt	postspeech timer	O	F
iwt	Inter word timer	O	F
mut	Max utterance timer	O	F
miut	Minimum utterance timer	O	F
idt	Initial delay timer	O	F
cfl	Confidence level	O	F
esl	Energy sensitivity level	O	F
jsgp	JSGF Path	O	F
nbst	Nbest candidates	O	F
bth	Barge-in threshold	O	F
dtmf	DTMF allowed	O	F
lwt	Listen window length timer	O	F
sva	SpeedvsAccuracy	O	F
rsp	restart phrase	O	F
rip	reinput phrase	O	F
rtp	return phrase	O	F
ldg	Load grammar	F	O
sdg	Set dynamic grammar	O	O
ag	Activate grammar	O	O
dag	Deactivate grammar(s)	O	O

NOTE: O = Optional F = Forbidden.

Prespeech Timer: The amount of time to wait for the user to initially speak. Specified in units of 100 milliseconds. Defaults to 30 (three seconds).

Postspeech Timer: The amount of silence necessary after the end of the last detected utterance segment for the recognition to be considered complete. Specified in units of 100 milliseconds. Defaults to 50 (five seconds).

Inter Word Timer: The amount of silence necessary before declaring end of the last word. It is also the maximum pause allowed between two consecutive spoken words in an utterance.

Listen Window Length Timer: The maximum allowable listen window, not including pre or post speech silence. Specified in units of 100 milliseconds. This parameter is mandatory for the PlayRecognize signal. The default value, -1 (minus one), means there is no limit to recognition listen window length. In this case the recognition is open ended, and it is up to the application and or recognition engine based on the active grammar to decide when to stop listening.

Maximum utterance timer: The maximum length of detected speech utterance before recognizer quits decoding of a spoken speech utterance. Prevents recognizer from getting stuck in falsely detected speech frames forever. This should be less than Listen window timer.

Minimum utterance timer: The minimum length of detected speech segment to validate that the recognizer is in the speech part of the spoken utterance.

Initial delay timer: This timer acts as an offset into the incoming speech stream to indicate when to start the recognition process. This timer helps to overcome echo canceller algorithm's delay in adapting to the channel. All the other speech timers start upon expiration of this timer.

Confidence level: It is a normalized parameter in the range of 0 to 1.0, used to tell recognizer to reject the recognized hypothesis with confidence level less than the value of this parameter. Default value 0.5 is used, if not explicitly specified.

Energy sensitivity level: This parameter is used to tell recognizer the minimum energy level of the signal before considering it to be beginning of speech. The normalized range for this parameter is 0.0 to 1.0 and a default value of 0.5 is used.

JSGF Path: If the specified grammar path is not absolute then it is considered to be the path name relative to the root directory specified by the JSGF Path parameter.

Nbest candidates: Number of recognition results requested by an application from the recognition resource. It is an integer with a default value of 1.

Barge in threshold: For a smart barge in feature, where speech recognizer is used to detect the beginning of an utterance the value of this parameter provides the minimum confidence level in such detected speech fragments before recognizer can declare that barge in has occurred. The normalized range for this parameter is 0.0 to 1.0 and a default value of 0.5 is used.

DTMF Allowed: When present and set to true, DTMF digits may be detected in lieu of spoken digits. Default value is false.

SpeedvsAccuracy: This parameter allows application to trade the CPU usage at the cost of recognition accuracy. The normalized range for this parameter is 0.0 to 1.0 with a default value of 0.5.

Restart Phrase: Defines a JSGF syntax grammar that, if matched, has the following action: discard any digits collected or recognition in progress, replay the prompt, and resume digit collection and/or recognition. No default.

The use of this phrase does not constitute an attempt to enter user input (i.e. it does not count against the number of attempts specified by the Number Of Attempts parameter). Restart Phrase are handled locally by the Audio Server and are not returned to the call agent.

Reinput Phrase: Defines a JSGF syntax grammar that, if matched, has the following action: discard any digits collected or recognition in progress and resume digit collection and/or recognition. No default.

The use of this phrase does not constitute an attempt to enter user input (i.e. it does not count against the number of attempts specified by the Number Of Attempts parameter). Just like Reinput keys the Reinput Phrases are handled locally by the Audio Server and are not returned to the call agent.

Return Phrase: Defines a JSGF syntax grammar that, if matched, has the following action: stop digit collection or recognition. If the return phrase is hit during a PlayRecognize event, all keys collected or phrases recognized are returned to the call agent. No default.

Some recognition engines allow a tag to represent multiple variants of a phrase. In the case that such a tag was used, the return value will be tagged in accordance with the standard operation of that grammar.

Number Of Attempts: The number of attempts the user is allowed to enter a valid digit pattern or to speak an utterance. Defaults to 1. Also used as a return parameter to indicate the number of attempts the user made.

Load Grammar: Used to load a grammar on an allocated ASR resource. The grammar may be an in-line JSGF BNF or a pre-compiled vendor specific native format grammar. The format is `ldg={ grammar_name|grammar_bnf}`.

This operation may cause delays for complex and large grammars.

Activate Grammar: associated with ManageASRContext to specify which preloaded grammar and rule(s) to activate. If rule name is not specified the entire grammar is activated. When specified with "prg" it may cause delays in starting the recognizer. For large grammars it is desired to have this parameter set by using the "mac" signal ahead of the "prg" signal. The format is ag=grammar_name,rule₁,...,rule_n.

Set Dynamic Grammar: Used to associate a dynamic grammar fragment (e.g. a list of words or address book names or commands) to a predefined rule name in a pre-loaded grammar. The grammar fragment may be an in-line JSGF BNF or a pre-compiled vendor specific native format grammar. The format is sdg=rule_name,grammar_bnf.

This operation may cause delays for complex and large grammars. When specified with "prg" it may cause delays in starting the recognizer. For large grammars it is desired to have this parameter set by using the "mac" signal ahead of the "prg" signal.

Deactivate Grammars: Deactivate grammar signal without any parameters will result in the deactivation of all grammars and it can be used by application to bring ASR resource into a known state. Individual grammars can be deactivated by specifying their name. When specified with "prg" signal, it implies which grammars to deactivate upon completion of the speech recognition to bring the recognizer back in the original state. The format is dg=grammar₁, , grammar_n.

7.5.4 Type-ahead

The Audio Server supports type-ahead by default. Type-ahead is not supported for the Play event because by definition no digit collection is done during this event. Type-ahead can be turned off for all prompts associated with a PlayCollect or PlayRecord event by setting the Clear Digit Buffer parameter.

7.5.5 Return Parameters

Each event has an associated set of possible return parameters, which are returned with either the OperationComplete or OperationFailed events. These parameters are listed in table 17.

Table 17 extends clause 7.3.6, table 6. Values not specified are forbidden.

Table 17: S3. Return Parameters

Symbol	Definition	prg	ma	mac
ap	amount played	C	F	F
dc	digits collected	O	F	F
ru	Recognized utterance(s)	O	F	F
na	number of attempts	M	F	F
rc	return code	O	O	O

NOTE: O = Optional M = Mandatory F = Forbidden C = Conditional (see expanded definition).

Amount Played: The length played of an initial prompt if the prompt was interrupted, in 10 ms. units. This parameter is mandatory if the prompt was interrupted, and forbidden otherwise.

Digits Collected: If returned with an oc event, this parameter contains the DTMF digits that were collected during a PlayCollect or PlayRecognize operation. If returned with an of event, this parameter contains the DTMF digits that were collected during an unsuccessful PlayCollect, PlayRecognize or PlayRecord operation up until the point of failure.

Recognized utterance: If returned with an oc event, this parameter contains the recognition result(s) from the PlayRecognize operation. If returned with an of event, this parameter contains the recognition results that were collected during an unsuccessful PlayRecognize operation up until the point of failure.

Number Of Attempts: The number of attempts the user actually needed to enter or speak a valid response to a played prompt or to make a recording. Defaults to 1. Also used, as an input parameter to specify the number of attempts the user will be allowed to respond to a played prompt or make a recording. This parameter is returned only if a na parameter was specified on the PlayCollect, PlayRecognize or PlayRecord.

Return Code: A return code giving the final status of the operation:

Table 18: S4. Return Codes

Return Code	Meaning
700	Failure to recognize
730	Grammar not found
731	Invalid grammar fragment
732	Failure to activate grammar or rule(s)

EXAMPLES:

The PlayRecognize event completed successfully on the user's second attempt when the user entered the digits 04375182 and DTMF was allowed:

O: SPR/oc(na=2 dc=04375182)

The PlayRecognize event completed successfully on the user's second attempt when the user spoke the digits "0 4 3 7 5 1 8 2":

O: SPR/oc(na=2 ru=04375182)

The ManageASRContext event completed successfully:

O: SPR/oc

The ManageASRContext event failed the parameters supplied were inconsistent:

O: SPR/of(rc=627)

7.5.6 Grammar Descriptors

Grammar descriptors are used with the ldg, sdg, ag, rsp, rip and rtp parameters to define the grammars to be managed for the subsequent PlayRecognize signal. There are two kinds of grammar descriptors:

Table 19: S5. Grammar Descriptors

Symbol	Definition
<URI>	Grammar identifier
Inline	Inline definition of the grammar

Grammar Identifier: A URI identifying a provisioned grammar entity.

Inline Grammars: Is an inline grammar represented using JSGF or W3C defined syntax.

7.5.7 Examples

This clause presents samples of automatic speech recognition interactions.

Play a prompt and collect the speaker's voice input for PIN code validation...

S:mac(ldg ag= file://grammar-digits,rulePIN).

S:prg(lwt=1000 sva=0.5 dtmf=true bth=0.9)

O: SPR/oc(na=1 ru=1234)

7.6 Formal Syntax Description

This description uses ABNF (RFC 2234 [i.4]) to formally describe the syntax of the Basic Audio Package and the Advanced Audio Package. The two packages have the same syntax except for the encoding of selector types and selector values in the query field of the URI and the persistent audio override capabilities. See RFC 2396 [i.3] for the syntax of encoding parameter value pairs in the query field of the URL.

AudPkgEvent = PlayAnnouncement / PlayCollect / PlayRecord / ManageAudio / OperationComplete / OperationFailed

PlayAnnouncement = [AudioPkgToken SLASH] PlayAnnToken

LPAREN PlayAnnParmList RPAREN

PlayCollect = [AudioPkgToken SLASH] PlayColToken

LPAREN [PlayColParmList] RPAREN

PlayRecord = [AudioPkgToken SLASH] PlayRecToken

LPAREN [PlayRecParmList] RPAREN

ManageAudio = [AudioPkgToken SLASH] ManageAudToken LPAREN ManageAudParmList RPAREN

OperationComplete = [AudioPkgToken SLASH] OpCompleteToken

LPAREN [OpCompleteParmList] RPAREN

OperationFailed = [AudioPkgToken SLASH] OpFailedToken

LPAREN ReturnCodeParm RPAREN

PlayAnnParmList = PlayAnnParm *(WSP PlayAnnParm)

PlayColParmList = PlayColParm *(WSP PlayColParm)

PlayRecParmList = PlayRecParm *(WSP PlayRecParm)

ManageAudParmList = ManageAudParm *(WSP ManageAudParm)

OpCompleteParmList = OpCompleteParm *(WSP OpCompleteParm)

PlayAnnParm = (AnnouncementParm / IterationsParm / IntervalParm /

DurationParm / SpeedParm / VolumeParm)

PlayColParm = (InitPromptParm / RepromptParm / NoDigitsParm / FailAnnParm /

SuccessAnnParm / NoInterruptParm / SpeedParm / VolumeParm / ClearBufferParm /

DigitMapParm / FirstDigitParm / InterDigitParm / InterDigitCritParm /

ExtraDigitParm / RestartKeyParm / ReinputKeyParm /

ReturnKeyParm / NumAttemptsParm)

PlayRecParm = (InitPromptParm / RepromptParm / NoSpeechParm / FailAnnParm /

SuccessAnnParm / NoInterruptParm / SpeedParm / VolumeParm /

ClearBufferParm / PreSpeechParm / PostSpeechParm /

RecordLenTimerParm / RestartKeyParm / ReinputKeyParm /

ReturnKeyParm / NumAttemptsParm)

ManageAudParm = (RecPersistParm / DeletePersistParm / OverrideAudioParm / RestoreAudioParm)

OpCompleteParm = (NumAttemptsParm / AmtPlayedParm / DigitsColParm

RecordingIdParm / ReturnCodeParm / RecordLenParm)
AnnouncementParm = AnParmToken EQUALS Segmentlist
InitPromptParm = IpParmToken EQUALS Segmentlist
RepromptParm = RpParmToken EQUALS Segmentlist
NoDigitsParm = NdParmToken EQUALS Segmentlist
NoSpeechParm = NsParmToken EQUALS Segmentlist
FailAnnParm = FaParmToken EQUALS Segmentlist
SuccessAnnParm = SaParmToken EQUALS Segmentlist
OffsetParm = OffParmToken EQUALS OPTSIGNEDINT
DurationParm = DuParmToken EQUALS NUMBER
IterationsParm = ItParmToken EQUALS (NUMBER / MINUSONE)
IntervalParm = IvParmToken EQUALS NUMBER
SpeedParm = SpParmToken EQUALS SIGNEDINT
VolumeParm = VpParmToken EQUALS SIGNEDINT
NoInterruptParm = NiParmToken EQUALS BOOLSTR
ClearBufferParm = CbParmToken EQUALS BOOLSTR
DigitMapParm = DmParmToken EQUALS DigitMap
DigitMap = <defined in RFC 3435>
FirstDigitParm = FdtParmToken EQUALS NUMBER
InterDigitParm = IdtParmToken EQUALS NUMBER
InterDigitCritParm = IctParmToken EQUALS NUMBER
ExtraDigitParm = EdtParmToken EQUALS NUMBER
PreSpeechParm = PrtParmToken EQUALS NUMBER
PostSpeechParm = PstParmToken EQUALS NUMBER
RecordLenTimerParm = RltParmToken EQUALS NUMBER
RecordLenParm = RlParmToken EQUALS NUMBER
RestartKeyParm = RskParmToken EQUALS DigitMap
ReinputKeyParm = RikParmToken EQUALS DigitMap
ReturnKeyParm = RtkParmToken EQUALS DigitMap
RecPersistParm = RpaParmToken EQUALS BOOLSTR
DeletePersistParm = DpaParmToken EQUALS SegmentId
OverrideAudioParm = OaParmToken EQUALS OverridenSegId OverridingSegId
OverridenSegId = SegmentId
OverridingSegId = SegmentId
RestoreAudioParm = RaParmToken EQUALS SegmentId

NumAttemptsParm = NaParmToken EQUALS NUMBER
 AmtPlayedParm = ApParmToken EQUALS NUMBER
 DigitsColParm = DcParmToken EQUALS KeySequence
 RecordingIdParm = RidParmToken EQUALS UniversalResourceIdentifier
 ReturnCodeParm = RcParmToken EQUALS 3*3(DIGIT)
 KeyPadKey = "0" / "1" / "2" / "3" / "4" / "5" / "6" / "7" / "8" / "9" / "*" / "#"
 KeySequence = 1*64(KeyPadKey)
 KeySet = 1*11(KeyPadKey)
 Segmentlist = SegmentDescriptor *(COMMA SegmentDescriptor)
 SegmentDescriptor = SegmentId [EmbedVarList] / VariableSeg
 SegmentId = UniversalResourceIdentifier
 UniversalResourceIdentifier = <defined in RFC 2396>
 VariableSeg = VariableSegToken LPAREN FullSpecVar RPAREN
 EmbedVarList = LANGLE NAME *(COMMA NAME) RANGLE
 FullSpecVar = (DateVariable / DigitsVariable / DurationVariable /
 MonthVariable / MoneyVariable / NumberVariable /
 SilenceVariable / StringVariable / TextVariable /
 TimeVariable / ToneVariable / WeekdayVariable)
 DateVariable = DateVarToken COMMA NullStrToken COMMA Date
 Date = 8*8(DIGIT)
 DigitsVariable = DigitsVarToken COMMA (NorthAmericanDnToken /
 GenericDigitsToken) COMMA NUMBER
 DurationVariable = DurationVarToken COMMA NullStrToken COMMA NUMBER
 MoneyVariable = MoneyVarToken COMMA 3*3(ALPHA) COMMA OPTSIGNEDINT
 MonthVariable = MonthVarToken COMMA NullStrToken COMMA Month
 Month = "01" / "02" / "03" / "04" / "05" / "06" / "07" / "08" / "09" / "10" / "11" / "12"
 NumberVariable =
 (NumberVarToken COMMA CardinalNumberToken COMMA OPTSIGNEDINT) /
 (NumberVarToken COMMA OrdinalNumberToken COMMA NUMBER)
 SilenceVariable = SilenceVarToken COMMA NullStrToken COMMA NUMBER
 StringVariable = StringVarToken COMMA NullStrToken COMMA *(KeyPadKey)
 SilenceVariable = SilenceVarToken COMMA NullStrToken COMMA NUMBER
 StringVariable = StringVarToken COMMA NullStrToken COMMA *(KeyPadKey)
 TimeVariable = TimeVarToken COMMA (TwelveHourFormatToken /
 ToneVariable = ToneVarToken COMMA PackageNameToken COMMA PackageSignalToken

TwentyFourHourFormatToken) COMMA 4*4(DIGIT)

WeekdayVariable = WeekdayVarToken COMMA NullStrToken COMMA NAME

AudioPkgToken = BaseAudPkgToken / AdvAudPkgToken

BaseAudPkgToken = "BAU"

AdvAudPkgToken = "AAU"

PlayAnnToken = "pa"

PlayColToken = "pc"

PlayRecToken = "pr"

ManageAudToken = "ma"

OpCompleteToken = "oc"

OpFailedToken = "of"

VariableSegToken = "vb"

AnParmToken = "an"

IpParmToken = "ip"

RpParmToken = "rp"

NdParmToken = "nd"

NsParmToken = "ns"

FaParmToken = "fa"

SaParmToken = "sa"

OffParmToken = "off"

NiParmToken = "ni"

ItParmToken = "it"

IvParmToken = "iv"

DuParmToken = "du"

SpParmToken = "sp"

VlParmToken = "vl"

CbParmToken = "cb"

DmParmToken = "dm"

FdtParmToken = "fdt"

IdtParmToken = "idt"

IctParmToken = "ict"

EdtParmToken = "edt"

PrtParmToken = "prt"

PstParmToken = "pst"

RltParmToken = "rlt"

RIParmToken = "rl"
RskParmToken = "rsk"
RikParmToken = "rik"
RtkParmToken = "rtk"
RpaParmToken = "rpa"
DpaParmToken = "dpa"
OaParmToken = "oa"
RaParmToken = "ra"
ApParmToken = "ap"
DcParmToken = "dc"
NaParmToken = "na"
RcParmToken = "rc"
RidParmToken = "rid"
DateVarToken = "dat"
DigitsVarToken = "dig"
DurationVarToken = "dur"
DayYrMonthToken = "dym"
MonthDayYrToken = "mdy"
MoneyVarToken = "mny"
MonthVarToken = "mth"
NumberVarToken = "num"
SilenceVarToken = "sil"
StringVarToken = "str"
TimeVarToken = "tme"
ToneVarToken = "ton"
PackageNameToken = <defined in the package specifications>
PackageSignalToken=<defined in the package specifications>
GenericDigitsToken = "gen"
NorthAmericanDnSToken = "ndn"
CardinalNumberToken = "crd"
OrdinalNumberToken = "ord"
TwelveHourFormatToken = "t12"
TwentyFourHourFormatToken = "t24"
WeekdayVarToken = "wkd"
NullStrToken = "null"

BOOLSTR = "true" / "false"

NAMECHAR = ALPHA / DIGIT / "_" / "-"

NAME = 1*64(NAMECHAR)

NUMBER = DIGIT *31(DIGIT)

SIGNEDINT = ("+" / "-") DIGIT *31(DIGIT)

OPTSIGNEDINT = ["+" / "-"] DIGIT *31(DIGIT)

MINUSONE = "-1"

EQUALS = "="

COMMA = ","

LSQUARE = "["

RSQUARE = "]"

LANGLE = "<"

RANGLE = ">"

LPAREN = "("

RPAREN = ")"

SLASH = "/"

WSP = SP / HTAB

Annex A (informative): Call Flow for Network Announcement

This clause provides an example call flow where a caller (MTA-o) invokes the "Last Number Redial" feature to determine the phone number of the dialling party (MTA-t). An Audio Server is used to play an announcement to the caller containing the previous caller's number and to present the option to the caller for completing a return call to MTA-t. It should be noted that this call flow, although a valid one, is merely an example that may or may not be used in practice.

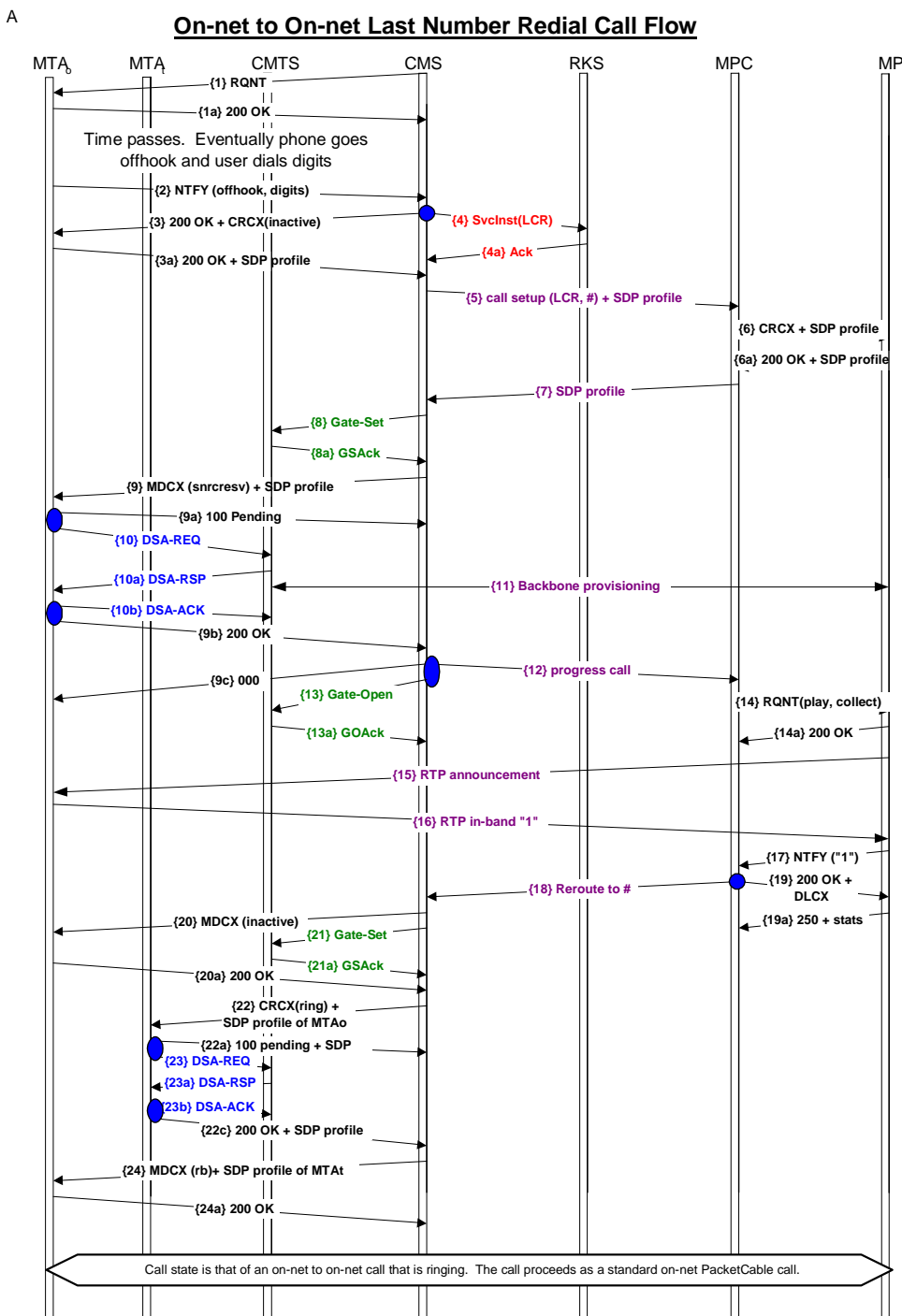


Figure A.1: Call Flow for Network Announcement

A.1 Call Flow Details

Flow	Flow Description
1 <NCS>	<p>CMS sends MTA-o a NotificationRequest instructing MTA to look for an off-hook event, and to report it.</p> <p>RQNT 1201 aaln/1@ec-1.mso.net MGCP 1.0 NCS 1.0 N: ca@ca1.mso.net:5678 X: 0123456789AB R: hd(A, E(R(hu, [0-9# *T](D)),S(dl))) D: (0T 00T 303[2-9]xxxxxx 720[2-9]xxxxxx 1[2-9]xxxxxxxx [3469]11 0[2-9]xxxxxxxx 01[2-9]xxxxxxxxxxT 011xxxxxxxxxxT)</p>
1a <NCS>	<p>MTA sends CMS an ACK in response to the command, repeating in the response the transaction id that the Call Agent attached to the query and providing a return code indicating success:</p> <p>200 1201 OK</p>
2 <NCS>	<p>MTA sends CMS a Notification message indicating that an off-hook was observed and that the user requested the phone number of the Last Call Received (LCR).</p> <p>NTFY 2001 aaln/1@ec-1.mso.net MGCP 1.0 NCS 1.0 N: ca@ca1.mso.net:5678 X: 0123456789AB O: *,6,9</p>
3 <NCS>	<p>CMS sends MTA an acknowledgement of the notification. Piggybacked on the acknowledgment, the CMS sends MTA-o a Create connection message. The connection is created in inactive mode. Packetization parameters are passed in the CRCX message.</p> <p>200 2001 OK</p> <p>.</p> <p>CRCX 1202 aaln/1@ec-1.mso.net MGCP 1.0 NCS 1.0 C: A3C47F21456789F0 L: p:10, a:PCMU, sc-rtp: 00/51; 62/51, sc-rtcp: 02/03; 01/03 sc-st: base64: pV6BIIHWt+0gDkpgnuxgTfROxYAemhYJTHWgHnt1crTtEUKFatJfSdEFVQueo== M: inactive N: ca@ca1.mso.net:5678 X: 0123456789AC R: hu</p>

Flow	Flow Description
4 <Event Messages>	<p>CMS creates the BillingCorrelationID for this transaction. CMS sends RKS a Svcinst(LCR) Message.</p> <p>RADIUS Message Header: <Code = Accounting-Request(1 octet, value = 4)> <Identifier (1 octet, value = 10)> <Length (2 octets, min value = 20, max value = 4096)> <Authenticator (16 octets, value = 0)></p> <p>IPCablecom Event Message Header VSA: <Type = vendor specific (1 octet, value = 26)> <Length (1 octet, value = ???)> <vendor-ID = CableLabs (4 octets, value = 4491)> <Vendor Attribute Type = Event Message Header (1 octet, value = 1)> <Vendor Attribute Length (1 octet, value = 56)> <Vendor Attribute Value = <Version ID = IPCablecom 1.0 (2 octets, value = 1)> <Billing Correlation ID (16 octets, value = TTTTXXXXXCMSCCCC)> <Event Message Type = Call_Signaling_Start (2 octets, value = 1)> <Element Type = CMS (2 octets, value = 1)> <Element ID (8 octets, value = xxxxCMS)> <Sequence ID (4 octets, value = AA05)> <Event Message Time and Date (17 octets, value = yyymddhhmmss.mm)> <Message Status = no known errors, message from trusted element (4 octets, value = ????)> <Message Priority = user-defined (1 octet, value = any)> <Attribute Count (2 octets, value = 4)> <Event Object = reserved (1 octet, value = 0)> ></p>
3a <NCS>	<p>MTA sends CMS an acknowledgement of the CRCX, adding its own SDP profile.</p> <p>200 1202 OK I: FDE234C8</p> <p>v=0 o=- 25678 753849 IN IP4 128.96.41.1 s=- c=IN IP4 128.96.41.1 t=0 0 m=audio 3456 RTP/AVP 0 a=X-pc-csuites-rtp: 62/51 a=X-pc-csuites-rtcp: 02/03 01/03 a=X-pc-spi-rtcp: A7843B2 a=X-pc-secret: base64: pV6BIIHWt+0gDkpgnuxgTfROxYAemhYJTHWgHNt1crTtEUKFAtJfSdEFVQueueo==</p>
4a 	<p>RKS sends CMS a RADIUS ACK in response to Service Instance message - Svcinst(LCR).</p> <p>RADIUS Message Header: <Code = Accounting-Response (1 octet, value = 5)> <Identifier (1 octet, value = 10)> <Length (2 octets, min value = 20, max value = 4096)> <Authenticator (16 octets, value = 0)></p>
5 <proprietary>	<p>CMS sends MPC all call setup information (LCR, #) including MTA-o's SDP profile. [proprietary]</p>

Flow	Flow Description
6 <ASP>	<p>MPC sends MP a CreateConnection request in send-receive mode.</p> <p>CRCX 5050 ds/12/1@ec-2.mso.net MGCP 1.0 NCS 1.0 N:ca@ca2.mso.net:5678 C: A3C47F21456789F0 L: p:10, a:PCMU, dg-gi: 1273 sc-rtp: 62/51, sc-rtcp: 02/03; 01/03 sc-st: base64: pV6BIIHWt+0gDkpgnuxgTfROxYAemhYJTHWgHNt1crTtEUKFatJfSdEFVQuueo== M: sendrcv X: 0123456789B0 R: hd</p> <p>v=0 o=- 25678 753849 IN IP4 128.96.41.1 s=- c=IN IP4 128.96.41.1 t=0 0 m=audio 3456 RTP/AVP 0 a=X-pc-csuites-rtp: 62/51 a=X-pc-csuites-rtcp: 02/03 01/03 a=X-pc-spi-rtcp: A7843B2 a=X-pc-secret: base64: pV6BIIHWt+0gDkpgnuxgTfROxYAemhYJTHWgHNt1crTtEUKFatJfSdEFVQuueo==</p>
6a <ASP>	<p>MP sends MPC an acknowledgement of receipt of Create Connection message.</p> <p>200 5050 OK K: l: 32F345E2 DQ-RI:D32B8593</p> <p>v=0 o=- 25678 753849 IN IP4 128.96.41.1 s=- c=IN IP4 128.96.63.25 t=0 0 m=audio 1296 RTP/AVP 0 a=X-pc-csuites-rtp: 62/51 a=X-pc-csuites-rtcp: 02/03 a=X-pc-spi-rtcp: 453A78F1 a=X-pc-secret: base64: pV6BIIHWt+0gDkpgnuxgTfROxYAemhYJTHWgHNt1crTtEUKFatJfSdEFVQuueo==</p>
7<proprietary>	MPC sends CMS MP's SDP profile. [proprietary]

Flow	Flow Description
8 <DQoS>	<p>CMS sends CMTS a Gate-Set message including a local ID for use with gate coordination.</p> <p>Transaction ID - 3177 Subscriber - MTA</p> <p>Remote Gate Info - CMS address - 128.96.22.15 CMS Port - 2562 Authentication Algorithm=0x64 Security Key=FourScoreAndSevenYearsAgo Remote Gate ID - 8096</p> <p>GateSpec Direction upstream Protocol UDP SourceAddress 129.96.41.1 (MTA-o) DestinationAddress ????.????.????.??? (MG) SourcePort 0 Destination Port 6540 b 120 r 12000 p 12000 m 120 M 120 R 12000 S 0</p> <p>GateSpec Direction downstream Protocol UDP SourceAddress ????.????.????.??? (MG) DestinationAddress 129.96.41.1 (MTA-o) SourcePort 0 Destination Port 3456 b 120 r 12000 p 12000 m 120 M 120 R 12000 S 0 Flag = Auto commit</p> <p>Billing Info - Billing Correlation ID - TTTTXXXXCMSCCCC RKS_Primary - 128.96.60.110, 5000 RKS_Secondary - 128.96.60.210, 5001 Real_time_Flag - 0 (false)</p>
8a <DQoS>	<p>CMTS sends CMS an acknowledgment of the GateSet</p> <p>Transaction ID - 3177 Subscriber - MTA Gate ID - 37125 Activity Count - 2</p>

Flow	Flow Description
9 <NCS>	<p>CMS sends MTA-o an MDCX message. This message indicates that the MTA should go into send-recv mode. This message also contains the session description of the Media Player.</p> <p>MDCX 1203 aaln/1@ec-1.mso.net MGCP 1.0 NCS 1.0 N:ca@ca1.mso.net:5678 C: A3C47F21456789F0 I: FDE234C8 M: sendrecv X: 0123456789AE R: hu L: dq-qj:37125</p> <p>v=0 o=- 25678 753849 IN IP4 128.96.41.1 s=- c=IN IP4 128.96.63.25 t=0 0 m=audio 1296 RTP/AVP 0 a=X-pc-csuites-rtp: 62/51 a=X-pc-csuites-rtcp: 02/03 a=X-pc-spi-rtcp: 453A78F1 a=X-pc-secret: base64: pV6BIIHWt+0gDkpgnuxgTfROxYAemhYJTHWgHNt1crTtEUKFatJfSdEFVQueueo==</p>
9a <NCS>	<p>MTA-o sends CMS an acknowledgement of the MDCX message.</p> <p>100 1203 PENDING</p>
10 <DOCSIS>	<p>MTA-o sends CMTS a DSA request asking for bandwidth commitment in the access network.</p> <p>DSAREQ TransactionID 1</p> <p>Upstream Service Flow Service Flow Reference 1 QoSParameterSetType Admitted(2) TimeoutAdmitted 200 ServiceFlowScheduling UGS(6) NominalGrantInterval 10ms ToleratedGrantJitter 2ms GrantsPerInterval 1 UnsolicitedGrantSize 111 AuthBlock 37125</p> <p>DownStreamServiceFlow Service Flow Reference 2 QoSParameterSetType Admitted(2) TimeoutAdmitted 200 TrafficPriority 5 MaximumSustainedRate 12,000 AuthBlock 37125</p> <p>UpstreamPacketClassification ServiceFlowReference 1 PacketClassifierReference 1 ClassifierPriority 150 ClassifierActivationState Inactive (0) IPSourceAddress 128.96.41.1 (MTA) IPSourcePort 3456 IPDestinationAddress ????.????.????.??? (MG) IPDestinationPort 6540 IPProtocol UDP(17)</p> <p>DownstreamPacketClassification ServiceFlowReference 2 PacketClassifierReference 2 ClassifierPriority 150</p>

Flow	Flow Description
	ClassifierActivationState Inactive (0) IPSourceAddress ????.????.????.??? (MG) IPDestinationAddress 128.96.41.1 (MTA) IPDestinationPort 3456 IPProtocol UDP(17)
10a <DOCSIS>	CMTS sends MTA-o a DSA response indicating that the DSA request has been granted. DSARSP TransactionID 1 ConfirmationCode Success(0) Upstream Service Flow ServiceFlowReference 1 ServiceFlowID 1001 QoSParameterSetType Admitted(2) TimeoutAdmitted 200 ServiceFlowScheduling UGS(6) NominalGrantInterval 10ms ToleratedGrantJitter 2ms GrantsPerInterval 1 UnsolicitedGrantSize 111 AuthBlock 31001 DownStreamServiceFlow ServiceFlowReference 2 ServiceFlowID 2001 QoSParameterSetType Admitted+Active(6) TimeoutAdmitted 200 TrafficPriority 5 MaximumSustainedRate 12,000 AuthBlock 32001 UpstreamPacketClassification ServiceFlowReference 1 PacketClassifierReference 1 ClassifierID 3001 ClassifierPriority 150 ClassifierActivationState Inactive (0) IPSourceAddress 128.96.41.1 (MTA) IPSourcePort 3456 IPDestinationAddress 128.96.63.25 (MG) IPDestinationPort 1296 IPProtocol UDP(17) DownstreamPacketClassification ServiceFlowReference 2 PacketClassifierReference 2 ClassifierID 3002 ClassifierPriority 150 ClassifierActivationState Active (1) IPSourceAddress 128.96.63.25 (MG) IPDestinationAddress 128.96.41.1 (MTA) IPDestinationPort 3456 IPProtocol UDP(17)
10b <DOCSIS>	MTA-o sends CMTS an acknowledgement of the DSARSP. DSA-ACK TransactionID 1 ConfirmationCode Success(0)
11 <proprietary>	Any backbone provisioning that is required is performed

Flow	Flow Description
9b <NCS>	MTA sends CMS a confirmation of transaction complete for MDCX. 200 1203 OK K:
9c <NCS>	CMS sends MTA an acknowledgement of the completion of the MDCX transaction. 000 1203
12 <proprietary>	CMS notifies the MPC to progress the call [proprietary]
13 <D-QoS>	CMS sends a GATE-OPEN message to CMTS GateOpen TransactionID - 81 Gate-ID - 37125
13a <D-QoS>	CMTS responds to GateOpen message GateOpenAck TransactionID - 81
14 <ASP>	MPC sends MP a RQNT message to play the appropriate announcement and prompt for digit collection. RQNT 5051 aaln/1@ec-1.mso.net MGCP 1.0 NCS 1.0 N: ca@ca1.mso.net:5678 X: 0123456789AB R: oc, of S: AAU/pc(ip=file://12345<5145551234>,file://34548 dm=x)
14a <ASP>	MP acknowledges receipt of RQNT from MPC 200 5051 OK
15 <ASP>	MP plays announcement to MTA-o via RTP media stream
16 <ASP>	In response to callers touch-tone, MTA-o sends MP a DTMF "1" via in-band signaling
17 <ASP>	MP sends MPC a Notification message indicating that a DTMF "1" was received. NTFY 7070 aaln/1@ec-1.mso.net MGCP 1.0 NCS 1.0 N: ca@ca1.mso.net:5678 X: 0123456789AB O: oc(dc=1 na=1)
18 <proprietary>	MPC notifies CMS to re-route the call to the LCR #
19 <ASP>	MPC sends MP an acknowledgement of the NTFY and includes a piggybacked delete connection message. 200 7070 OK DLCX 5052 aaln/1@ec-2.mso.net MGCP 1.0 NCS 1.0 C: A3C47F21456789F0 I: 32F345E2
19a <ASP>	MP sends MPC an acknowledgement of the DLCX and includes the call statistics collected by the MP. 250 5052 OK P: PS=1245, OS=62345, PR=780, OR=45123, PL=10, JI=27, LA=48
20 <NCS>	CMS sends MTA-o an MDCX message de-activating the connection. MDCX 1204 aaln/1@ec-1.mso.net MGCP 1.0 NCS 1.0 N:ca@ca1.mso.net:5678 C: A3C47F21456789F0 I: FDE234C8 M: inactive X: 0123456789AF R: hu
20a <NCS>	MTA-o sends CMS an acknowledgement of the MDCX message. 200 1204 OK

Flow	Flow Description
21 <DQoS>	<p>CMS sends CMTS a Gate-Set message including the local ID for use with gate coordination.</p> <p>Transaction ID - 3177 Subscriber - MTA</p> <p>Remote Gate Info - CMS address - 128.96.22.15 CMS Port - 2562 Authentication Algorithm=0x64 Security Key=FourScoreAndSevenYearsAgo Remote Gate ID - 8096</p> <p>GateSpec Direction upstream Protocol UDP SourceAddress 129.96.41.1 (MTA-o) DestinationAddress ????.????.????.??? (MG) SourcePort 0 Destination Port 6540 b 120 r 12000 p 12000 m 120 M 120 R 12000 S 0</p> <p>GateSpec Direction downstream Protocol UDP SourceAddress ????.????.????.??? (MG) DestinationAddress 129.96.41.1 (MTA-o) SourcePort 0 Destination Port 3456 b 120 r 12000 p 12000 m 120 M 120 R 12000 S 0 Flag = Auto commit</p> <p>Billing Info - Billing Correlation ID - TTTTXXXXCMSCCCC RKS_Primary - 128.96.60.110, 5000 RKS_Secondary - 128.96.60.210, 5001 Real_time_Flag - 0 (false)</p>
21a <DQoS>	<p>CMTS sends CMS an acknowledgment of the GateSet</p> <p>Transaction ID - 3177 Subscriber - MTA Gate ID - 37125 Activity Count - 2</p>

Flow	Flow Description
22 <NCS>	<p>CMS sends MTA-t a create connection message asking MTA-t to ring the phone. CRCX Includes the SDP profile of MTA-o.</p> <p>CRCX 1301 aaln/1@ec-2.mso.net MGCP 1.0 NCS 1.0 C: A3C47F21456789F0 L: p:10, a:PCMU, sc-rtp: 00/51; 62/51, sc-rtcp: 02/03; 01/03 sc-st: base64: pV6BIIHWt+0gDkpgnuxgTfROxYAemhYJTHWgHNt1crTtEUKFatJfSdEFVQuueo== M: inactive N: ca@ca1.mso.net:5678 X: 0123456789AC R: hu S: rg</p> <p>v=0 o=- 25678 753849 IN IP4 128.96.41.1 s=- c=IN IP4 128.96.41.1 t=0 0 m=audio 3456 RTP/AVP 0 a=X-pc-csutes-rtp: 62/51 a=X-pc-csutes-rtcp: 02/03 a=X-pc-spi-rtcp: A7843B2 a=X-pc-secret: base64: pV6BIIHWt+0gDkpgnuxgTfROxYAemhYJTHWgHNt1crTtEUKFatJfSdEFVQuueo==</p>
22a <NCS>	<p>MTA-t sends CMS a confirmation of transaction complete for CRCX and it is SDP profile.</p> <p>100 1301 pending</p> <p>v=0 o=- 25678 753849 IN IP4 128.96.41.1 s=- c=IN IP4 128.96.10.10 t=0 0 m=audio 6789 RTP/AVP 0 a=X-pc-csutes-rtp: 62/51 a=X-pc-csutes-rtcp: 02/03 01/03 a=X-pc-spi-rtcp: A7843B2 a=X-pc-secret: base64: pV6BIIHWt+0gDkpgnuxgTfROxYAemhYJTHWgHNt1crTtEUKFatJfSdEFVQuueo==</p>

Flow	Flow Description
23 <DOCSIS>	<p>MTA-t sends CMTS a DSA request asking for bandwidth commitment in the access network.</p> <p>DSAREQ TransactionID 1</p> <p>Upstream Service Flow Service Flow Reference 1 QoSParameterSetType Admitted(2) TimeoutAdmitted 200 ServiceFlowScheduling UGS(6) NominalGrantInterval 10ms ToleratedGrantJitter 2ms GrantsPerInterval 1 UnsolicitedGrantSize 111 AuthBlock 37125</p> <p>DownStreamServiceFlow Service Flow Reference 2 QoSParameterSetType Admitted(2) TimeoutAdmitted 200 TrafficPriority 5 MaximumSustainedRate 12,000 AuthBlock 37125</p> <p>UpstreamPacketClassification ServiceFlowReference 1 PacketClassifierReference 1 ClassifierPriority 150 ClassifierActivationState Inactive (0) IPSourceAddress 128.96.41.1 (MTA) IPSourcePort 3456 IPDestinationAddress ????.????.????.??? (MG) IPDestinationPort 6540 IPProtocol UDP(17)</p> <p>DownstreamPacketClassification ServiceFlowReference 2 PacketClassifierReference 2 ClassifierPriority 150 ClassifierActivationState Inactive (0) IPSourceAddress ????.????.????.??? (MG) IPDestinationAddress 128.96.41.1 (MTA) IPDestinationPort 3456 IPProtocol UDP(17)</p>
23a <DOCSIS>	<p>CMTS sends MTA-t a DSA response indicating that the DSA request has been granted.</p> <p>DSARSP TransactionID 1 ConfirmationCode Success(0)</p> <p>Upstream Service Flow ServiceFlowReference 1 ServiceFlowID 1001 QoSParameterSetType Admitted(2) TimeoutAdmitted 200 ServiceFlowScheduling UGS(6) NominalGrantInterval 10ms ToleratedGrantJitter 2ms GrantsPerInterval 1 UnsolicitedGrantSize 111 AuthBlock 31001</p> <p>DownStreamServiceFlow ServiceFlowReference 2 ServiceFlowID 2001</p>

Flow	Flow Description
	<p>QoSParameterSetType Admitted+Active(6) TimeoutAdmitted 200 TrafficPriority 5 MaximumSustainedRate 12,000 AuthBlock 32001</p> <p>UpstreamPacketClassification ServiceFlowReference 1 PacketClassifierReference 1 ClassifierID 3001 ClassifierPriority 150 ClassifierActivationState Inactive (0) IPSourceAddress 128.96.41.1 (MTA) IPSourcePort 3456 IPDestinationAddress 128.96.63.25 (MG) IPDestinationPort 1296 IPProtocol UDP(17)</p> <p>DownstreamPacketClassification ServiceFlowReference 2 PacketClassifierReference 2 ClassifierID 3002 ClassifierPriority 150 ClassifierActivationState Active (1) IPSourceAddress 128.96.63.25 (MG) IPDestinationAddress 128.96.41.1 (MTA) IPDestinationPort 3456 IPProtocol UDP(17)</p>
23b <DOCSIS>	<p>MTA-t sends CMTS an acknowledgement of the DSARSP.</p> <p>DSA-ACK TransactionID 1 ConfirmationCode Success(0)</p>
22c <NCS>	<p>MTA-t sends CMS a 200 OK and its SDP profile.</p> <p>200 1301 OK</p> <p>v=0 c=IN IP4 128.96.63.25 m=audio 1296 RTP/AVP 0 a=X-pc-csuites-rtp: 62/51 a=X-pc-csuites-rtcp: 02/03</p>
24 <NCS>	<p>CMS sends MTA-o an MDCX message indicating ringback and the SDP profile of MTA-t.</p> <p>MDCX 1205 aaln/1@ec-1.mso.net MGCP 1.0 NCS 1.0 N:ca@ca1.mso.net:5678 C: A3C47F21456789F0 I: FDE234C8 M: sendrecv X: 0123456789AF R: hu S: rb</p> <p>v=0 o=- 25678 753849 IN IP4 128.96.41.1 s=- c=IN IP4 128.96.10.10 t=0 0 m=audio 6789 RTP/AVP 0 a=X-pc-csuites-rtp: 62/51 a=X-pc-csuites-rtcp: 02/03 01/03 a=X-pc-spi-rtcp: A7843B2 a=X-pc-secret: base64: pV6BIIHWt+0gDkpgnuxgTfROxYAemhYJTHWgHNt1crTtEUKFatJfSdEFVQueueo==</p>

Flow	Flow Description
24a <NCS>	MTA-o sends CMS an acknowledgement of the MDCX transaction. 200 1205 OK
Call State is a ringing on-net to on-net call between MTA-o and MTA-t. The call proceeds as a standard On-net to On-net IPCablecom call.	

Annex B (informative): Call Flow for MTA-stored Announcement

This clause provides an example call flow where a User-1 attempts to call User-2. Due to facility problems on the terminating side the call can not be completed. The MTA associated with User-1 is instructed to play a local announcement. It should be noted, that this call flow, although a valid one, is merely an example that may or may not be used in practice.

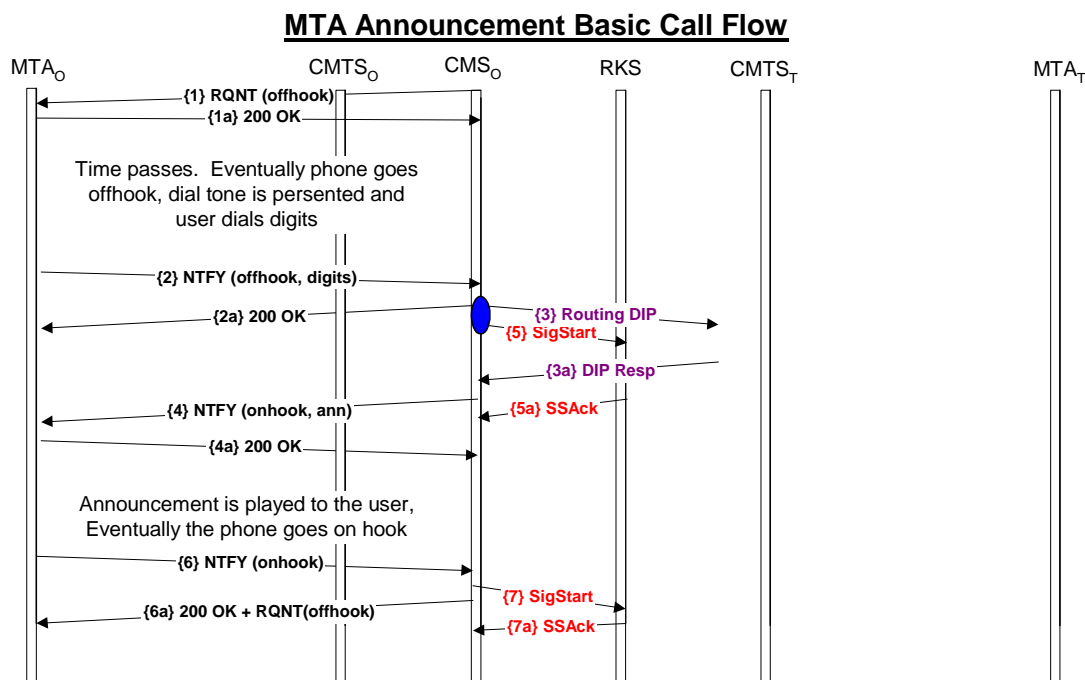


Figure B.1: Call Flow for MTA-Stored Announcement

B.1 Call Flow Details

Flow	Flow Description	Depends upon these completion of these flows	Triggers start of these flows
Initialization			
1 <NCS>	CMS sends MTA _O a NotificationRequest instructing MTA _O to look for an off-hook event, and to report it. RQNT 1201 aaln/1@ec-1.whatever.net MGCP 1.0 NCS 1.X N: ca@ca1.whatever.net:5678 X: 0123456789AB R: hd(E (R([0-9#*T](D), hu(N)), S(dl), ;)) D: (0T 00T [2-9]xxxxxx 1[2-9]xxxxxxxx 011xx.T)		1a
1a <NCS>	MTA _O sends CMS an ACK in response to the command, repeating in the response the transaction id that the Call Agent attached to the query and providing a return code indicating success: 200 1201 OK	1	

Flow	Flow Description	Depends upon these completion of these flows	Triggers start of these flows
Service Request			
2 <NCS>	MTAo sends CMS a Notification message indicating that an off-hook was observed. NTFY 2001 aaln/1@ec-1.whatever.net MGCP 1.0 NCS 1.X N: ca@ca1.whatever.net:5678 X: 0123456789AB O: hd, 3, 0, 3, 5, 5, 1, 2, 1, 2	1, user stimulus	2a, 3, 4, 5
2a <NCS>	CMS sends MTAo an acknowledgement of the notification. 200 2001 OK	2	
3 <??>	CMS contacts the routing database requesting a mapping of the dialled number to a routable destination in the network.	2	3a
3a <??>	The routing database server responds to the CMS with the routing information.	3	4, 8
4 <NCS>	CMS sends MTAo a notification request message. The connection is created in inactive mode. Packetization parameters are passed in the CRCX message. RQNT 1202 aaln/1@ec-1.whatever.net MGCP 1.0 NCS 1.X N: ca@ca1.whatever.net:5678 X: 0123456789AC R: hu, oc, of S: A/ann(file://audio/23945)	2, 3a	4a, 5
4a <NCS>	MTAo sends CMS an acknowledgement of the RQNT, adding its own SDP profile. 200 1202 OK	4	6, 8
Announcement is being played			
5 	CMS creates the BillingCorrelationID for this transaction. CMS sends RKS a Call_Signaling_Start Event Message. The message contents include: Event_Message_Header(Version_ID, BillingCorrelationID, "Call_Signaling_Start Event Message", Element_Type, Element_ID, Element_Seq_Num, Message_Timestamp, Message_Status, Message_Priority, Attribute_Count, Event_Object) , Event_Time, MTA_Port_ID, Calling_Party_Number, Called_Party_Number The message format is: <insert example coded message>	2	5a
5a 	RKS sends CMS a RADIUS ACK in response to Call_Signaling_Start ACK The message format is: <insert example coded message>	5	

Flow	Flow Description	Depends upon these completion of these flows	Triggers start of these flows
User is listening to the announcement and hangs up			
11 <NCS>	MTAo sends CMS a notification that the attached device has gone on-hook. NTFY 2002 aaln/1@ec-2.whatever.net MGCP 1.0 NCS 1.X X: 0123456789AF O: hu		12, 13, 14
12 <NCS>	CMS sends MTAo an acknowledgement of the NTFY and includes a piggybacked delete connection message. 200 2002 OK . RQNT 1207 aaln/1@ec-2.whatever.net MGCP 1.0 NCS 1.X X: 0123456789B2 N: ca@ca1.whatever.net:5678 R: hd (E (dl:hu, D/[0-9# *T] (D) :)) D: (0T 00T [2-9]xxxxxx 1[2-9]xxxxxxxx 011xx.T)	11	12a, 15
12a <NCS>	MTAo sends CMS an acknowledgement of the DLCX and includes the call statistics collected by the MTA. 250 12?? OK	12	22, 25
14 	CMS sends RKS a Media_Connection_Stop Event Message. The message contents include: Event_Message_Header(Version_ID, BillingCorrelationID, "Media_Connection_Stop Event Message", Element_Type, Element_ID, Element_Seq_Num, Message_Timestamp, Message_Status, Message_Priority, Attribute_Count, Event_Object)), Event_Time, Call_Termination_Cause The message format is: <insert example coded message>	11	14a
14a 	RKS sends CMS a RADIUS ACK in response to Media_Connection_Stop ACK The message format is: <insert example coded message>	14	

Annex C (informative): Bibliography

- ETSI TS 103 161-2: "Access, Terminals, Transmission and Multiplexing (ATTM); Integrated Broadband Cable and Television Networks; IP-Cablecom 1.5; Part 2: Architectural framework for the delivery of time critical services over Cable Television Networks using Cable Modems".

History

Document history		
V1.1.1	October 2011	Publication