



**Core Network and Interoperability Testing (INT);
Diameter Conformance testing for Cx and Dx interfaces;
(3GPP Release 10);
Part 3: Abstract Test Suite (ATS) and partial Protocol
Implementation eXtra Information for Testing (PIXIT)
proforma specification**

Reference

DTS/INT-00103-3

Keywords

ATS, diameter, conformance, PIXIT

ETSI

650 Route des Lucioles
F-06921 Sophia Antipolis Cedex - FRANCE

Tel.: +33 4 92 94 42 00 Fax: +33 4 93 65 47 16

Siret N° 348 623 562 00017 - NAF 742 C
Association à but non lucratif enregistrée à la
Sous-Préfecture de Grasse (06) N° 7803/88

Important notice

The present document can be downloaded from:
<http://www.etsi.org/standards-search>

The present document may be made available in electronic versions and/or in print. The content of any electronic and/or print versions of the present document shall not be modified without the prior written authorization of ETSI. In case of any existing or perceived difference in contents between such versions and/or in print, the only prevailing document is the print of the Portable Document Format (PDF) version kept on a specific network drive within ETSI Secretariat.

Users of the present document should be aware that the document may be subject to revision or change of status. Information on the current status of this and other ETSI documents is available at
<http://portal.etsi.org/tb/status/status.asp>

If you find errors in the present document, please send your comment to one of the following services:
<https://portal.etsi.org/People/CommitteeSupportStaff.aspx>

Copyright Notification

No part may be reproduced or utilized in any form or by any means, electronic or mechanical, including photocopying and microfilm except as authorized by written permission of ETSI.

The content of the PDF version shall not be modified without the written authorization of ETSI.
The copyright and the foregoing restriction extend to reproduction in all media.

© European Telecommunications Standards Institute 2015.
All rights reserved.

DECT™, **PLUGTESTS™**, **UMTS™** and the ETSI logo are Trade Marks of ETSI registered for the benefit of its Members.
3GPP™ and **LTE™** are Trade Marks of ETSI registered for the benefit of its Members and of the 3GPP Organizational Partners.
GSM® and the GSM logo are Trade Marks registered and owned by the GSM Association.

Contents

Intellectual Property Rights	5
Foreword.....	5
Modal verbs terminology.....	5
1 Scope	6
2 References	6
2.1 Normative references	6
2.2 Informative references.....	7
3 Definitions and abbreviations.....	7
3.1 Definitions.....	7
3.2 Abbreviations	7
4 Abstract Test Method (ATM).....	7
4.1 Introduction	7
4.2 Test architecture	7
4.2.1 Test method	7
4.2.2 Test machine configuration.....	8
4.2.2.1 Test configurations using Cx interface.....	8
4.2.2.2 Test configurations using the Dx interface.....	9
4.2.3 Interconnection of TS and SUT	10
4.2.3.1 HSS Role.....	10
4.2.3.2 CSCF Role	10
4.2.3.3 SLF Role	11
4.2.3.4 Test Adapter	12
5 ATS conventions	12
5.0 Introduction	12
5.1 Testing conventions.....	12
5.1.1 Test cases Preamble and Postamble.....	12
5.2 Naming conventions.....	12
5.2.1 General guidelines	12
5.2.2 Test case grouping	13
5.2.3 Test case identifiers	13
Annex A (normative): DIAMETER Cx Partial PIXIT proforma	14
A.0 Introduction	14
A.1 Identification summary.....	14
A.2 ATS summary	14
A.3 Test laboratory.....	14
A.4 Client identification.....	14
A.5 SUT	15
A.6 Protocol layer information.....	15
A.6.1 Protocol identification	15
A.7 PIXIT items	15
A.7.1 Cx related PIXIT items.....	15
Annex B (normative): DIAMETER Dx Partial PIXIT proforma	19
B.0 Introduction	19
B.1 Identification summary.....	19
B.2 ATS summary	19

B.3	Test laboratory.....	19
B.4	Client identification.....	19
B.5	SUT	20
B.6	Protocol layer information.....	20
B.6.1	Protocol identification	20
B.7	PIXIT items	20
B.7.1	Dx related PIXIT items	20
Annex C (normative):	 DIAMETER Cx and Dx Abstract Test Suite (ATS)	21
History		22

Intellectual Property Rights

IPRs essential or potentially essential to the present document may have been declared to ETSI. The information pertaining to these essential IPRs, if any, is publicly available for **ETSI members and non-members**, and can be found in ETSI SR 000 314: "*Intellectual Property Rights (IPRs); Essential, or potentially Essential, IPRs notified to ETSI in respect of ETSI standards*", which is available from the ETSI Secretariat. Latest updates are available on the ETSI Web server (<http://ipr.etsi.org>).

Pursuant to the ETSI IPR Policy, no investigation, including IPR searches, has been carried out by ETSI. No guarantee can be given as to the existence of other IPRs not referenced in ETSI SR 000 314 (or the updates on the ETSI Web server) which are, or may be, or may become, essential to the present document.

Foreword

This Technical Specification (TS) has been produced by ETSI Technical Committee Core Network and Interoperability Testing (INT).

The present document is part 3 of a multi-part deliverable covering the test specifications for the Diameter protocol on the Cx and Dx interfaces, as identified below:

- Part 1: "Protocol Implementation Conformance Statement (PICS)";
 - Part 2: "Test Suite Structure (TSS) and Test Purposes (TP)";
 - Part 3: "Abstract Test Suite (ATS) and partial Protocol Implementation eXtra Information for Testing (PIXIT) proforma specification".**
-

Modal verbs terminology

In the present document "**shall**", "**shall not**", "**should**", "**should not**", "**may**", "**need not**", "**will**", "**will not**", "**can**" and "**cannot**" are to be interpreted as described in clause 3.2 of the [ETSI Drafting Rules](#) (Verbal forms for the expression of provisions).

"**must**" and "**must not**" are **NOT** allowed in ETSI deliverables except when used in direct citation.

1 Scope

The present document specifies the Abstract Test Suite (ATS) and partial Protocol Implementation eXtra Information for Testing (PIXIT) proforma for the test specifications for Diameter protocol on the Cx and Dx interfaces as specified in ETSI TS 129 228 [1] and ETSI TS 129 229 [2] in compliance with the relevant requirements and in accordance with the relevant guidance given in ISO/IEC 9646-7 [6] and ETSI ETS 300 406 [7].

The test notation used in the ATS is TTCN-3 (see ETSI ES 201 873-1 [8]).

The following test specification and design considerations can be found in the body of the present document:

- the overall test suite structure;
- the testing architecture;
- the test methods and port definitions;
- the test configurations;
- TTCN styles and conventions;
- the partial PIXIT proforma;
- the modules containing the TTCN-3 ATS.

Annex A provides the Partial Implementation Extra Information for Testing (PIXIT) Proforma.

Annex B provides the Abstract Test Suite (ATS) part of the ATS.

2 References

2.1 Normative references

References are either specific (identified by date of publication and/or edition number or version number) or non-specific. For specific references, only the cited version applies. For non-specific references, the latest version of the reference document (including any amendments) applies.

Referenced documents which are not found to be publicly available in the expected location might be found at <http://docbox.etsi.org/Reference>.

NOTE: While any hyperlinks included in this clause were valid at the time of publication, ETSI cannot guarantee their long term validity.

The following referenced documents are necessary for the application of the present document.

- [1] ETSI TS 129 228 (V10.8.0): "Digital cellular telecommunications system (Phase 2+); Universal Mobile Telecommunications System (UMTS); LTE; IP Multimedia (IM) Subsystem Cx and Dx Interfaces; Signalling flows and message contents (3GPP TS 29.228 version 10.8.0 Release 10)".
- [2] ETSI TS 129 229 (V10.5.0): "Digital cellular telecommunications system (Phase 2+); Universal Mobile Telecommunications System (UMTS); LTE; Cx and Dx interfaces based on the Diameter protocol; Protocol details (3GPP TS 29.229 version 10.5.0 Release 10)".
- [3] ETSI TS 103 289-2: "Core Network and Interoperability Testing (INT); Diameter Conformance testing for Cx and Dx interfaces; (3GPP Release 10); Part 2: Test Suite Structure (TSS) and Test Purposes (TP)".
- [4] ISO/IEC 9646-1: "Information technology -- Open Systems Interconnection -- Conformance testing methodology and framework -- Part 1: General concepts".
- [5] ISO/IEC 9646-6: "Information technology -- Open Systems Interconnection -- Conformance testing methodology and framework -- Part 6: Protocol profile test specification".

- [6] ISO/IEC 9646-7: "Information technology -- Open Systems Interconnection -- Conformance testing methodology and framework -- Part 7: Implementation Conformance Statements".
- [7] ETSI ETS 300 406: "Methods for testing and Specification (MTS); Protocol and profile conformance testing specifications; Standardization methodology".
- [8] ETSI ES 201 873-1: "Methods for Testing and Specification (MTS); The Testing and Test Control Notation version 3; Part 1: TTCN-3 Core Language".

2.2 Informative references

References are either specific (identified by date of publication and/or edition number or version number) or non-specific. For specific references, only the cited version applies. For non-specific references, the latest version of the reference document (including any amendments) applies.

NOTE: While any hyperlinks included in this clause were valid at the time of publication, ETSI cannot guarantee their long term validity.

The following referenced documents are not necessary for the application of the present document but they assist the user with regard to a particular subject area.

Not applicable.

3 Definitions and abbreviations

3.1 Definitions

For the purposes of the present document, the terms and definitions given in ISO/IEC 9646-7 [6] and ETSI TS 129 228 [1] apply.

3.2 Abbreviations

For the purposes of the present document, the abbreviations given in ISO/IEC 9646-1 [4], ISO/IEC 9646-6 [5], ISO/IEC 9646-7 [6] and ETSI TS 129 228 [1] apply.

4 Abstract Test Method (ATM)

4.1 Introduction

This clause describes the ATM used to test ETSI TS 129 229 [2].

NOTE: In a real operating network the different Diameter nodes would not connect directly to each other. The connection is usually proxied through one or more Diameter Agents. In the following test architecture figures the Diameter Agent is not explicitly depicted as it is seen as a transparent message handler for conformance testing purposes.

4.2 Test architecture

4.2.1 Test method

The test method chosen is the remote test method. Remote test method means that the test tool (the test machine + the executable test suite) shall behave as a CSCF when the IUT is an HSS or an SLF and shall behave as an HSS or SLF when the IUT is a CSCF. As the exchange between the test system and the IUT is at the diameter message level, the lower layers of the test machine shall be totally conformant with the corresponding lower layers specifications to use the remote test method.

4.2.2 Test machine configuration

4.2.2.1 Test configurations using Cx interface

The Cx interface is located between a CSCF and the HSS.

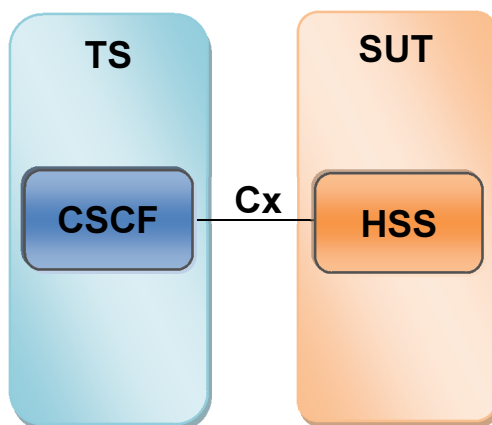


Figure 1: Test configuration CF_1Cx

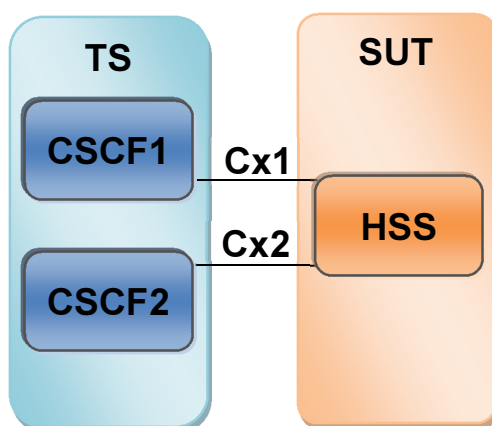


Figure 2: Test configuration CF_2Cx

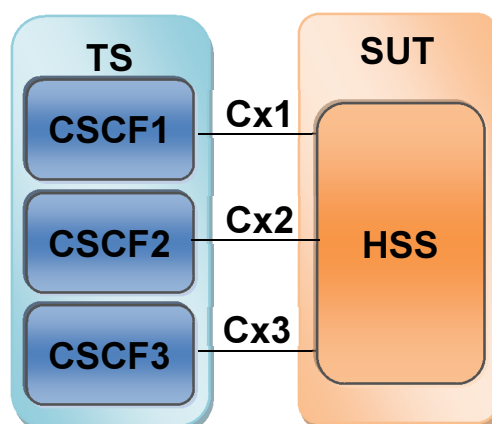


Figure 3: Test configuration CF_3Cx

NOTE 1: Within figure 3 CSCF represents one I-CSCF and two S-CSCF components. Cx interface (DIAMETER protocol) is located between an HSS and I-CSCF or between an HSS and S-CSCF.

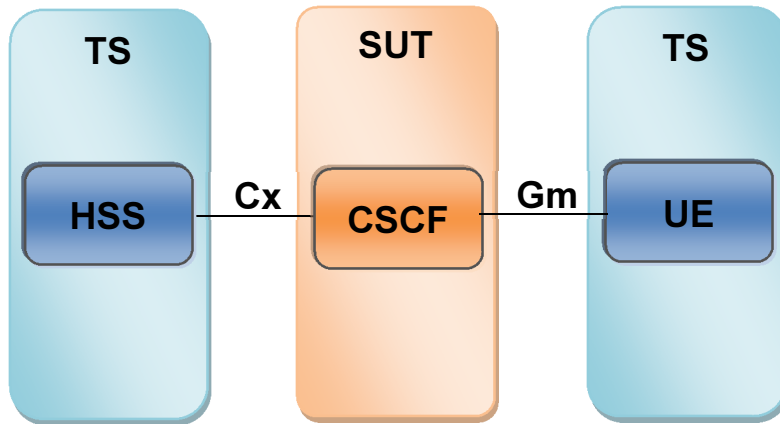


Figure 4: Test configuration CF_1Cx1Gm

NOTE 2: Within figure 4 CSCF represents P-CSCF, I-CSCF and S-CSCF components. Gm interface (SIP protocol) is located between a UE and P-CSCF. Cx interface (DIAMETER protocol) is located between an HSS and I-CSCF or between an HSS and S-CSCF.

4.2.2.2 Test configurations using the Dx interface

The Dx interface is located between a CSCF and the SLF.

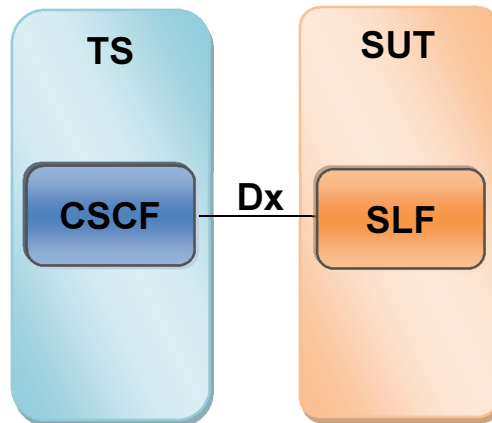


Figure 5: Test configuration CF_1Dx

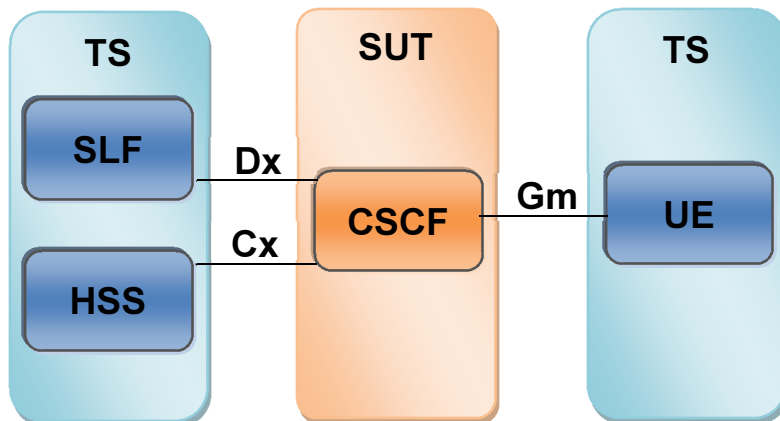


Figure 6: Test configuration CF_1Dx1Cx1Gm

NOTE: Within figure 5 CSCF represents P-CSCF, I-CSCF and S-CSCF components. Gm interface (SIP protocol) is located between a UE and P-CSCF. Cx interface (DIAMETER protocol) is located between an HSS and I-CSCF or between an HSS and S-CSCF. Dx interface (DIAMETER protocol) is located between an SLF and I-CSCF or between an SLF and S-CSCF.

4.2.3 Interconnection of TS and SUT

4.2.3.1 HSS Role

Figure 7 shows the interconnection of TS and SUT in terms of Diameter message flows. Diameter messages are transferred over the DIAM port. However in case of several Cx interfaces (CF_2Cx and CF_3Cx) there will be only one test component communicating with the SUT and running the behaviour of all I-CSCF and S-CSCF.

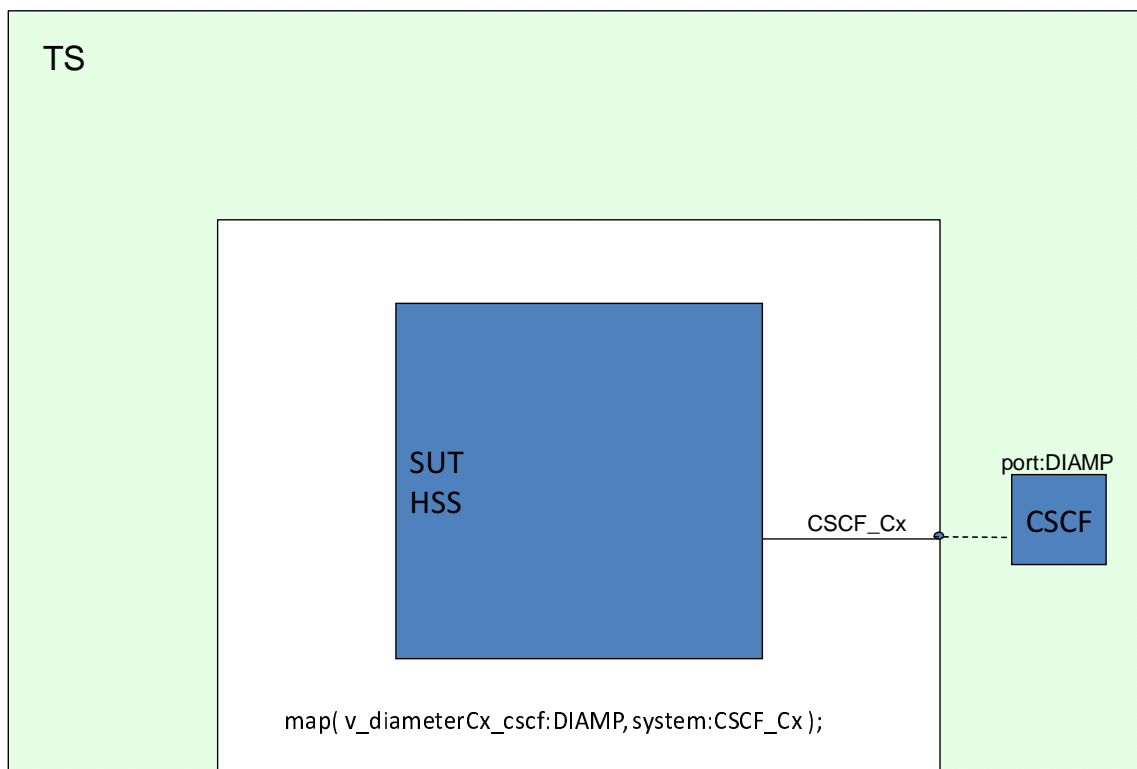


Figure 7: Interconnection for HSS role

4.2.3.2 CSCF Role

If SUT has the role of CSCF figure 8 shows the interconnection of TS and SUT in terms of signalling message flows. Diameter messages are transferred over the DIAM port. IMS messages are transferred over the Gm. The use of the Dx port depends on the selected test suite group.

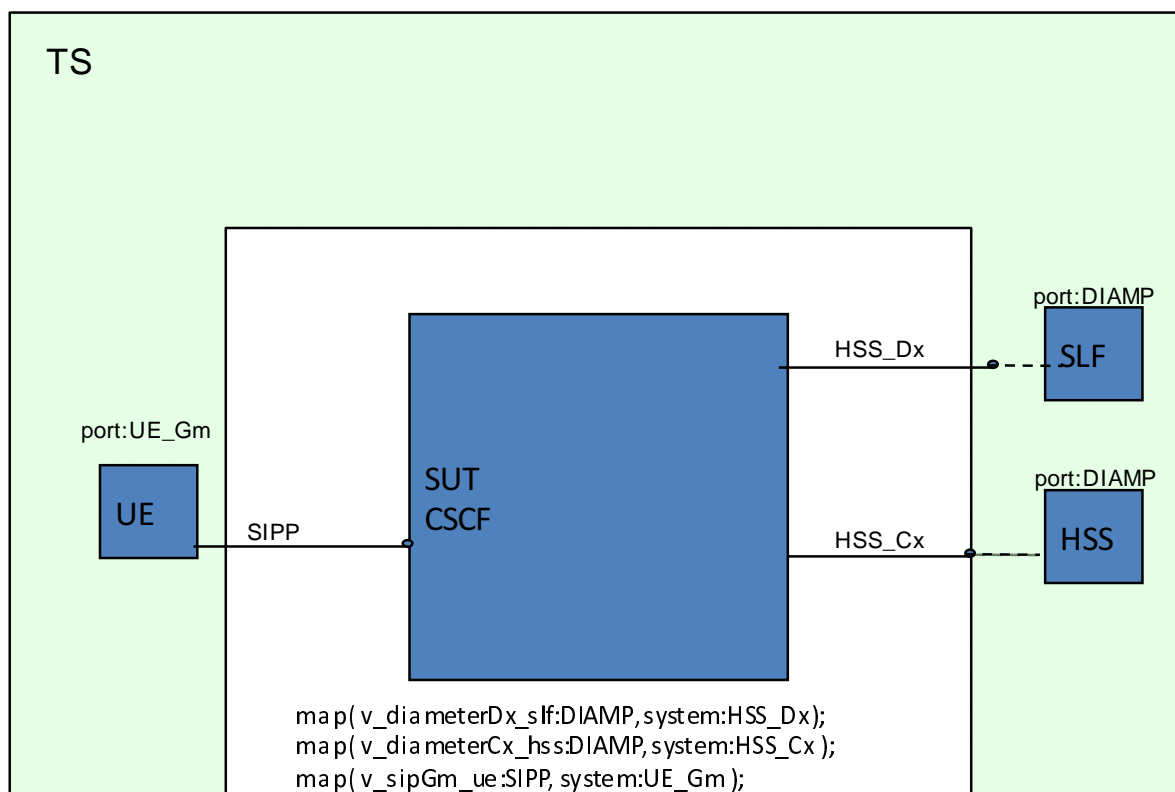


Figure 8: Interconnection for CSCF role

4.1.3.3 SLF Role

If SUT has the role of SLF figure 9 shows the interconnection of TS and SUT in terms of signalling message flows. Diameter messages are transferred over the DIAM port.

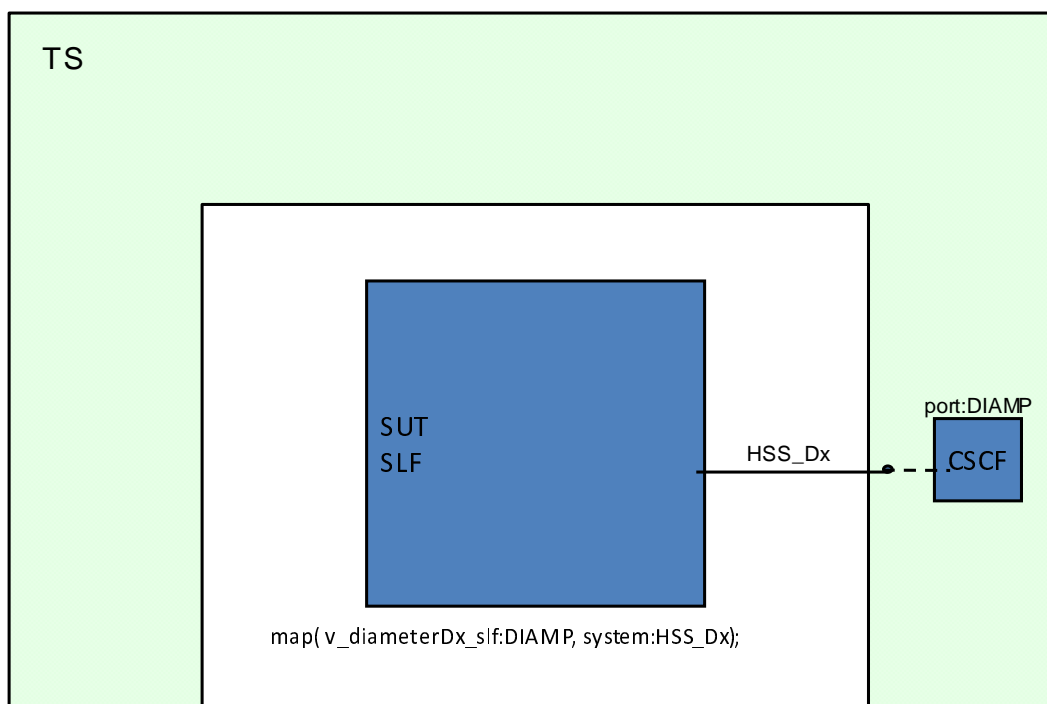


Figure 9: Interconnection for SLF role

4.2.3.4 Test Adapter

For execution of the tests the Test Adapter (TA) shall be developed. There are two possibilities to communicate over TA:

- ATS provides only Diameter messages; or
- ATS provides Diameter messages and SIP messages.

5 ATS conventions

5.0 Introduction

The ATS conventions are intended to give a better understanding of the ATS but they also describe the conventions made for the development of the ATS. These conventions shall be considered during any later maintenance or further development of the ATS.

The ATS conventions contain two clauses, the naming conventions and the implementation conventions. The naming conventions describe the structure of the naming of all ATS elements. The implementation conventions describe the functional structure of the ATS.

To define the ATS, the guidelines of the document ETSI ETS 300 406 [7] were considered.

5.1 Testing conventions

5.1.1 Test cases Preamble and Postamble

As described in the test method clause the test tool shall behave as an HSS or SLF when the IUT is an CSCF and shall behave as an CSCF when the IUT is an HSS or SLF. For that reason the test case preambles and postambles are named as follows:

IUT is a HSS, tested interface is Cx (example TC_CX_HSS_LI_01)

`f_cf_1CxUp_HSS`

`f_cf_1CxDown_HSS`

NOTE 1: The tester also behaves as a Diameter Client.

IUT is a CSCF, tested interface is Dx (example TC_DX_CSCF_LI_01)

`f_cf_1DxUp_HSS`

`f_cf_1CxDown_HSS`

NOTE 2: The tester also behaves as a Diameter Server.

5.2 Naming conventions

5.2.1 General guidelines

The naming conventions are based on the following underlying principles:

- In most cases, identifiers should be prefixed with a short alphabetic string (specified in table 1) indicating the type of TTCN-3 element it represents.
- Suffixes should not be used except in those specific cases identified in table 2.
- Prefixes and suffixes should be separated from the body of the identifier with an underscore ("_"):

EXAMPLE 1: `c_sixteen`, `t_wait_max`.

- Only module names, data type names and module parameters should begin with an upper-case letter. All other names (i.e. the part of the identifier following the prefix) should begin with a lower-case letter.
- The start of second and subsequent words in an identifier should be indicated by capitalizing the first character. Underscores should not be used for this purpose.

EXAMPLE 2: `f_authenticateUser`.

Table 1 specifies the naming guidelines for each element of the TTCN-3 language indicating the recommended prefix, suffixes (if any) and capitalization.

Table 1: TTCN-3 naming convention

Language element	Naming convention	Prefix	Suffix	Example	Notes
Module	Use upper-case initial letter	DiameterCxDx_	none	DiameterCxDx_Steps	
TSS grouping	Use all upper-case letters	none	none	TP_HSSRole_MS	
Message template	Use lower-case initial letter	m_	none	m_authApplicationId	
Message template with wildcard or matching expression	Use lower-case initial letters	mw_	none	mw_subscriptionId	
Port instance	Use upper-case initial letter	none	none	DiameterPort	
Constant	Use lower-case initial letter	c_	none	c_maxRetransmission	
Function	Use lower-case initial letter	f_	none	f_authentication()	
Altstep	Use lower-case initial letter	a_	none	a_receive()	
Variable	Use lower-case initial letter	v_	none	v_basicId	
PICS values	Use all upper case letters	PC_	none	PICS_HSS_IUT	Note
PIXIT values	Use all upper case letters	PX_	none	PX_DIAMETER_IP_ADDR	Note
Parameterization	Use lower-case initial letter	p_	none	p_maId	
Enumerated Value	Use lower-case initial letter	e_	none	e_synCpk	

NOTE: In this case it is acceptable to use underscore as a word delimiter.

5.2.2 Test case grouping

The ATS structure is based on the Test Purposes for the Diameter protocol on the Gx interface as defined in ETSI TS 103 289-2 [3].

5.2.3 Test case identifiers

The test cases have been divided according to the functionalities into several groups.

The test case names are built up according to the following scheme:

Table 2: TC identifier naming convention scheme

Identifier:	"<tc>"_ "<interface>"_ "<iut >"_ "<scope >"_ "<number>"
<tc> =	Test Case: fixed to "TC"
<interface>=	target interface: CX or DX
<iut> =	type of IUT: HSS or CSCF or SLF
<scope> =	group
	MS xMessage Synt
	UA User Authorization
	SA Server Assignment
	RT Registration Termination
	LI Location Information
	PU Push Profile
	MA Multimedia Authentication
	ER Error Handling
<number>=	sequential number (01-99)

NOTE: This naming scheme results into a one-to-one correspondence between the test purpose identifiers as defined in ETSI TS 103 289-2 [3] and the test case identifiers.
The TP identifier of the test case TC_XXX_01 is TP_XXX_01.

Annex A (normative): DIAMETER Cx Partial PIXIT proforma

A.0 Introduction

Notwithstanding the provisions of the copyright clause related to the text of the present document, ETSI grants that users of the present document may freely reproduce the Partial PIXIT proforma in this annex so that it can be used for its intended purposes and may further publish the completed Partial PIXIT.
--

The PIXIT Proforma is based on ISO/IEC 9646-6 [5]. Any additional information which may be needed can be found in this international standard document.

A.1 Identification summary

Table A.1

PIXIT Number:	
Test Laboratory Name:	
Date of Issue:	
Issued to:	

A.2 ATS summary

Table A.2

Protocol Specification:	ETSI TS 129 228 [1], ETSI TS 129 229 [2]
Protocol to be tested:	
ATS Specification:	ETSI TS 103 289-2 [3]
Abstract Test Method:	ETSI TS 103 289-3, clause 4

A.3 Test laboratory

Table A.3

Test Laboratory Identification:	
Test Laboratory Manager:	
Means of Testing:	
SAP Address:	

A.4 Client identification

Table A.4

Client Identification:	
Client Test manager:	
Test Facilities required:	

A.5 SUT

Table A.5

Name:	
Version:	
SCS Number:	
Machine configuration:	
Operating System Identification:	
IUT Identification:	
PICS Reference for IUT:	
Limitations of the SUT:	
Environmental Conditions:	

A.6 Protocol layer information

A.6.1 Protocol identification

Table A.6

Name:	ETSI TS 129 228 [1], ETSI TS 129 229 [2]
Version:	
PICS References:	

A.7 PIXIT items

A.7.1 Cx related PIXIT items

Tables in this clause need to be filled by the IUT Manufacturer to specify how the IUT needs to be configured with IUT specific values or describe IUT specific procedures required for complete testing of the IUT.

Table A.7: PIXIT for the Cx interface

No	PIXIT Identifier	Description
1.	PX_DIAMETER_CX_ETS_ICSCF_IPADDR	charstring, PIXIT item IP address of the test system
2.	PX_DIAMETER_CX_ETS_SCSCF_IPADDR	charstring, PIXIT item IP address of the test system
3.	PX_DIAMETER_CX_ETS_SCSCF2_IPADDR	charstring, PIXIT item IP address of the test system
4.	PX_DIAMETER_CX_ETS_HSS_IPADDR	charstring, PIXIT item IP address of the test system
5.	PX_DIAMETER_CX_SUT_ICSCF_IPADDR	charstring, PIXIT item IP address of the system under test
6.	PX_DIAMETER_CX_SUT_SCSCF_IPADDR	charstring, PIXIT item IP address of the system under test
7.	PX_DIAMETER_CX_SUT_HSS_IPADDR	charstring, PIXIT item IP address of the system under test
8.	PX_DIAMETER_CX_ETS_ICSCF_PORT	charstring, PIXIT item Port number of the test system
9.	PX_DIAMETER_CX_ETS_SCSCF_PORT	charstring, PIXIT item Port number of the test system
10.	PX_DIAMETER_CX_ETS_SCSCF2_PORT	charstring, PIXIT item Port number of the test system
11.	PX_DIAMETER_CX_ETS_HSS_PORT	charstring, PIXIT item Port number of the test system
12.	PX_DIAMETER_CX_SUT_ICSCF_PORT	charstring, PIXIT item Port number of the system under test
13.	PX_DIAMETER_CX_SUT_SCSCF_PORT	charstring, PIXIT item Port number of the system under test
14.	PX_DIAMETER_CX_SUT_HSS_PORT	charstring, PIXIT item Port number of the system under test
15.	PX_DIAMETER_GM_ETS_UE_IPADDR	charstring, PIXIT item IP address of the test system

No	PIXIT Identifier	Description
16.	PX_DIAMETER_GM_SUT_PCSCF_IPADDR	charstring, PIXIT item IP address of the system under test
17.	PX_DIAMETER_GM_ETS_UE_PORT	charstring, PIXIT item Port number of the test system
18.	PX_DIAMETER_GM_SUT_PCSCF_PORT	charstring, PIXIT item Port number of the system under test
19.	PX_SessionID	UTF8String, PIXIT item The Session-Id AVP (AVP Code 263) is of type UTF8String and is used to identify a specific session; All messages pertaining to a specific session SHALL include only one Session-Id AVP and the same value SHALL be used throughout the life of a session; When present, the Session-Id SHOULD appear immediately following the Diameter Header.
20.	PX_OriginHost	charstring, PIXIT item The Origin-Host AVP (AVP Code 264) is of type DiameterIdentity, and SHALL be present in all Diameter messages; This AVP identifies the endpoint that originated the Diameter message; Relay agents SHALL NOT modify this AVP; The value of the Origin-Host AVP is guaranteed to be unique within a single host.
21.	PX_OriginRealm	charstring, PIXIT item The Origin-Realm AVP (AVP Code 296) is of type DiameterIdentity; This AVP contains the Realm of the originator of any Diameter message and SHALL be present in all messages.
22.	PX_DestinationHost	charstring, PIXIT item The Destination-Host AVP (AVP Code 293) is of type DiameterIdentity; This AVP SHALL be present in all unsolicited agent initiated messages, MAY be present in request messages, and SHALL NOT be present in Answer messages.
23.	PX_DestinationRealm	charstring, PIXIT item The Destination-Realm AVP (AVP Code 283) is of type DiameterIdentity, and contains the realm the message is to be routed to; The Destination-Realm AVP SHALL NOT be present in Answer messages.
24.	PX_UserName	UTF8String, PIXIT item The User-Name AVP (AVP Code 1) [RADIUS] is of type UTF8String, which contains the User-Name, in a format consistent with the NAI specification [NAI].
25.	PX_OtherUserName	UTF8String, PIXIT item The User-Name AVP (AVP Code 1) [RADIUS] is of type UTF8String, which contains the User-Name, in a format consistent with the NAI specification [NAI].
26.	PX_UnknownUserName	UTF8String, unknown value for the User-Name AVP (AVP Code 1) [RADIUS] of type UTF8String, which contains the User-Name, in a format consistent with the NAI specification [NAI].
27.	PX_PublicIdentity	UTF8String, PIXIT item The Public-Identity AVP is of type UTF8String.
28.	PX_OtherPublicIdentity	UTF8String, the Public-Identity value shall be different to PX_PublicIdentity.
29.	PX_PublicIdentityBarred	UTF8String, the Public-Identity value shall be barred.
30.	PX_UnknownPublicIdentity	UTF8String, the Public-Identity value shall be unknown.
31.	PX_InactivePublicIdentity	UTF8String, the Public-Identity value shall be inactive.
32.	PX_NoRoamPublicIdentity	UTF8String, the Public-Identity value shall not allowed to roam in the visited network.
33.	PX_ServiceIdentity	UTF8String, the service-Identity value.
34.	PX_ApplicationServer	UTF8String, the application server URL.
35.	PX_ServerName	UTF8String, The Server-Name AVP is of type UTF8String.
36.	PX_OtherServerName	UTF8String, The Server-Name AVP is of type UTF8String.
37.	PX_VisitedNetworkId	octetstring, PIXIT item A-7/12 The Visited-Network-Identifier AVP is of type OctetString.

No	PIXIT Identifier	Description
38.	PX_DiameterUri	DiameterURI, the Diameter URI SHALL follow the Uniform Resource Identifiers (URI).
39.	PIXIT_SIP_ITEM_NUMBER	Integer SIP-Item-Number AVP
40.	PIXIT_DIGEST_USERNAME	charstring Digest-Username Attribute
41.	PIXIT_DIGEST_REALM	charstring Digest-Realm Attribute
42.	PIXIT_DIGEST_NONCE	charstring Digest-Nonce Attribute
43.	PIXIT_DIGEST_RESPONSE	charstring Digest_Response_AVP
44.	PIXIT_URI	charstring Digest-URI Attribute
45.	PX_SIPsupport	boolean indicator that is true if the Gm interface (SIP protocol) is accessible to trigger Diameter events at the Cx/Dx interface
46.	PIXIT_SAR_SERVER_ASSIGNEMENT_TYPE_TABLE3	Variant values for Server-Assignment-Type AVP
47.	PIXIT_SAR_SERVER_ASSIGNEMENT_TYPE_TABLE4	Variant values for Server-Assignment-Type AVP
48.	PIXIT_SAR_SERVER_ASSIGNEMENT_TYPE_TABLE5	Variant values for Server-Assignment-Type AVP
49.	PIXIT_SAR_SERVER_ASSIGNEMENT_TYPE_TABLE6	Variant values for Server-Assignment-Type AVP
50.	PIXIT_SAR_SERVER_ASSIGNEMENT_TYPE_TABLE7	Variant values for Server-Assignment-Type AVP

Table A.8: PIXIT for LibSip

No	PIXIT Identifier	Description
51.	PX_SIP_SDP_USER_NAME	charstring for SDP user name
52.	PX_SIP_SDP_SESSION_ID	charstring for SDP session identifier
53.	PX_SIP_SDP_DYN	charstring for SDP dynamic port
54.	PX_SIP_SDP_B_MODIFIER	charstring for SDP bandwidth modifier
55.	PX_SIP_SDP_B_BANDWIDTH	integer for SDP bandwidth value
56.	PX_SIP_SDP_ENCODING	charstring for SDP media attribute encoding supported by the IUT
57.	PX_SIP_SDP_CLOCKRATE	charstring for SDP media attribute encoding clock rate supported by the IUT
58.	PX_MB_LENGTH_FROM_ENCVAL	boolean for MessageBody length calculation based on encvalue operation result
59.	PX_USE_FX_FOR_XML_LENGTH	boolean for MessageBody length calculation to be performed by external function
60.	PX_SIP_TRANSPORT	charstring for Used Transport in upper case "UDP"/"TCP"
61.	PX_SIP_REGISTRATION	boolean for the SIP user if it have to register itself before executing a test case
62.	PX_AUTH_ALGORITHM	charstring for PX_AUTH_ALGORITHM security algorithm Possible values: MD5 or AKAv1-MD5
63.	PX_SIP_REGISTER_AUTHENTICATION_ENABLED	boolean for option controlling if authentication is enabled/disabled for REGISTER messages
64.	PX_SIP_INVITE_AUTHENTICATION_ENABLED	boolean for option controlling if authentication is enabled/disabled for INVITE messages
65.	PX_SIP_TWAIT	float for TWait default value for waiting an operator action
66.	PX_SIP_TACK	float for Tack default value for waiting an acknowledgement
67.	PX_SIP_TRESP	float for TResp default value for waiting for a response from the IUT
68.	PX_SIP_TNOACT	float for TNoAct default value for waiting no message from the IUT Value given for PX_TNOACT should be less than value of SHORT_REGISTRATION constant (which is currently "3" (seconds))
69.	PX_SIP_MIME_BOUNDARY	charstring for delimiter value used in mime multipart message to separate message body parts

Table A.9: PIXIT for LibCommon

No	PIXIT Identifier	Description
70.	PX_TSYNC_TIME_LIMIT	Default time limit for a sync client to reach a synchronization point
71.	PX_TSHUT_DOWN_TIME_LIMIT	Default time limit for a sync client to finish its execution of the shutdown default

Annex B (normative): DIAMETER Dx Partial PIXIT proforma

B.0 Introduction

Notwithstanding the provisions of the copyright clause related to the text of the present document, ETSI grants that users of the present document may freely reproduce the Partial PIXIT proforma in this annex so that it can be used for its intended purposes and may further publish the completed Partial PIXIT.
--

The PIXIT Proforma is based on ISO/IEC 9646-6 [5]. Any additional information which may be needed can be found in this international standard document.

B.1 Identification summary

Table B.1

PIXIT Number:	
Test Laboratory Name:	
Date of Issue:	
Issued to:	

B.2 ATS summary

Table B.2

Protocol Specification:	ETSI TS 129 228 [1], ETSI TS 129 229 [2]
Protocol to be tested:	
ATS Specification:	ETSI TS 103 289-2 [3]
Abstract Test Method:	ETSI TS 103 289-3, clause 4

B.3 Test laboratory

Table B.3

Test Laboratory Identification:	
Test Laboratory Manager:	
Means of Testing:	
SAP Address:	

B.4 Client identification

Table B.4

Client Identification:	
Client Test manager:	
Test Facilities required:	

B.5 SUT

Table B.5

Name:	
Version:	
SCS Number:	
Machine configuration:	
Operating System Identification:	
IUT Identification:	
PICS Reference for IUT:	
Limitations of the SUT:	
Environmental Conditions:	

B.6 Protocol layer information

B.6.1 Protocol identification

Table B.6

Name:	ETSI TS 129 228 [1], ETSI TS 129 229 [2]
Version:	
PICS References:	

B.7 PIXIT items

B.7.1 Dx related PIXIT items

Tables in this clause need to be filled by the IUT Manufacturer to specify how the IUT needs to be configured with IUT specific values or describe IUT specific procedures required for complete testing of the IUT.

The Dx test suite makes use of all Cx test parameters and the specific values from the following list.

Table B.7: PIXIT for the Dx interface

No	PIXIT Identifier	Description
	PX_DIAMETER_DX_ETS_SLF_IPADDR	charstring, PIXIT item IP address of the test system
	PX_DIAMETER_DX_SUT_SLF_IPADDR	charstring, PIXIT item IP address of the system under test
	PX_DIAMETER_DX_ETS_SLF_PORT	charstring, PIXIT item Port number of the test system
	PX_DIAMETER_DX_SUT_SLF_PORT	charstring, PIXIT item Port number of the system under test

Annex C (normative): DIAMETER Cx and Dx Abstract Test Suite (ATS)

This ATS has been produced using the Testing and Test Control Notation (TTCN-3) according to ETSI ES 201 873-1 [8].

The TTCN-3 library modules corresponding to the ATS are contained in archive ts_10328903v010101p0.zip which accompanies the present document.

History

Document history		
V1.1.1	June 2015	Publication