

ETSI TS 122 101 V7.12.0 (2009-03)

Technical Specification

**Universal Mobile Telecommunications System (UMTS);
LTE;
Service aspects;
Service principles
(3GPP TS 22.101 version 7.12.0 Release 7)**



Reference

RTS/TSGS-0122101v7c0

Keywords

UMTS

ETSI

650 Route des Lucioles
F-06921 Sophia Antipolis Cedex - FRANCE

Tel.: +33 4 92 94 42 00 Fax: +33 4 93 65 47 16

Siret N° 348 623 562 00017 - NAF 742 C
Association à but non lucratif enregistrée à la
Sous-Préfecture de Grasse (06) N° 7803/88

Important notice

Individual copies of the present document can be downloaded from:

<http://www.etsi.org>

The present document may be made available in more than one electronic version or in print. In any case of existing or perceived difference in contents between such versions, the reference version is the Portable Document Format (PDF). In case of dispute, the reference shall be the printing on ETSI printers of the PDF version kept on a specific network drive within ETSI Secretariat.

Users of the present document should be aware that the document may be subject to revision or change of status. Information on the current status of this and other ETSI documents is available at

<http://portal.etsi.org/tb/status/status.asp>

If you find errors in the present document, please send your comment to one of the following services:

http://portal.etsi.org/chaicor/ETSI_support.asp

Copyright Notification

No part may be reproduced except as authorized by written permission.
The copyright and the foregoing restriction extend to reproduction in all media.

© European Telecommunications Standards Institute 2009.
All rights reserved.

DECT™, **PLUGTESTS™**, **UMTS™**, **TIPHON™**, the TIPHON logo and the ETSI logo are Trade Marks of ETSI registered for the benefit of its Members.

3GPP™ is a Trade Mark of ETSI registered for the benefit of its Members and of the 3GPP Organizational Partners.

LTE™ is a Trade Mark of ETSI currently being registered

for the benefit of its Members and of the 3GPP Organizational Partners.

GSM® and the GSM logo are Trade Marks registered and owned by the GSM Association.

Intellectual Property Rights

IPRs essential or potentially essential to the present document may have been declared to ETSI. The information pertaining to these essential IPRs, if any, is publicly available for **ETSI members and non-members**, and can be found in ETSI SR 000 314: *"Intellectual Property Rights (IPRs); Essential, or potentially Essential, IPRs notified to ETSI in respect of ETSI standards"*, which is available from the ETSI Secretariat. Latest updates are available on the ETSI Web server (<http://webapp.etsi.org/IPR/home.asp>).

Pursuant to the ETSI IPR Policy, no investigation, including IPR searches, has been carried out by ETSI. No guarantee can be given as to the existence of other IPRs not referenced in ETSI SR 000 314 (or the updates on the ETSI Web server) which are, or may be, or may become, essential to the present document.

Foreword

This Technical Specification (TS) has been produced by ETSI 3rd Generation Partnership Project (3GPP).

The present document may refer to technical specifications or reports using their 3GPP identities, UMTS identities or GSM identities. These should be interpreted as being references to the corresponding ETSI deliverables.

The cross reference between GSM, UMTS, 3GPP and ETSI identities can be found under <http://webapp.etsi.org/key/queryform.asp>.

Contents

Intellectual Property Rights	2
Foreword.....	2
Foreword.....	6
1 Scope	7
2 References	7
2.1 Normative references	8
3 Definitions, symbols and abbreviations	9
3.1 Definitions	9
3.2 Abbreviations	9
4 General	9
4.1 Aims of 3GPP specifications.....	9
4.2 Standardisation of Service Capabilities.....	10
4.2.1 Provision of service capabilities in shared networks	10
4.3 Efficient Use of Network Resources	10
4.4 Compatibility with Global Standards	10
4.5 Void.....	11
4.6 Functionality of Serving Network and Home Environment.....	11
4.7 PLMN Architecture	11
4.8 Interworking Between PLMN and Wireless LANs.....	11
4.9 Network Sharing	11
5 Evolution	12
5.1 Support of 2G services	12
5.2 Provision and evolution of services.....	12
6 Classification of services.....	12
7 Principles for new service capabilities	13
7.1 General	13
7.2 Multimedia	13
7.2.1 Circuit Switched (CS) multimedia calls.....	14
7.2.2 IP multimedia (IM) sessions	15
7.2.3 Multimedia Messaging Service (MMS).....	15
7.2.4 Text Conversation.....	15
7.2.5 Packet Switched Streaming Service.....	15
7.3 Service Management Requirements	16
7.4 Automatic Device Detection	16
8 Service architecture	16
9 Quality of Service (QoS).....	17
10 Emergency Calls	17
10.1 General requirements	17
10.1.1 Identification of emergency numbers	18
10.1.2 Domains priority and selection for UE attempts to emergency call.....	18
10.1.3 Call-Back Requirements	18
10.2 Emergency calls in the CS CN Domain	19
10.3 Emergency Calls in the PS CN Domain.....	19
10.4 Emergency calls in the IM CN subsystem.....	19
10.5 VOID	19
10.6 Location Availability for Emergency Calls.....	19
10.7 Supplementary service interaction during emergency calls	19
11 Numbering principles.....	19
11.1 Number portability	20

11.1.1	Requirements for CS CN domain	20
11.1.2	Requirements for PS CN domain.....	20
11.1.3	Requirements for IM CN subsystem.....	20
11.2	Evolution path	20
11.3	Void.....	20
11.4	Void.....	20
11.5	Void.....	20
11.6	Private numbering	20
11.7	Numbering schemes	21
11.7.1	Multiple numbering scheme	21
11.7.2	Single numbering scheme.....	21
11.8	Optimal routing for CS CN domain	21
11a	Identification Requirements	21
11a.1	Subscriber Identification	21
11a.2	Terminal Identification.....	21
11a.3	Home Environment / Serving Network Identification.....	22
12	Human Factors and user procedures	22
13	UICC, USIM and Terminal	22
13.1	The USIM/ISIM and User Profiles.....	22
13.1.1	The USIM.....	22
13.1.2	User Profiles	23
13.1.3	UICC usage in GERAN only Terminals.....	23
13.1.4	Multiple USIMs per UICC	23
13.1.5	The ISIM.....	24
13.2	The UICC	24
13.2.1	The UICC and Applications other than the USIM or ISIM	24
13.2.2	Fast Access and Retrieval of Data from UICC	24
13.3	Terminals and Multiple UICCs	25
14	Types of features of UEs	25
15	Relationship between subscription and service delivery.....	26
15.1	Subscription.....	26
15.2	Other concepts associated with services.....	27
15.3	Requirements concerning service delivery.....	28
15.3.1	Mobile Originated Voice calls.....	28
15.3.2	Mobile Terminated Voice calls.....	28
16	Charging principles	28
17	Roaming	29
17.1	Assumptions	29
17.2	Principle	29
17.3	Requirements.....	29
18	Handover Requirements	30
19	Network Selection	30
20	Security.....	31
21	Voice Call Continuity.....	31
21.1	General	31
21.2	Support of Supplementary Services	31
21.2.1	Line Identification Services	31
21.2.2	All Call Forwardings	32
21.2.3	Call Waiting	32
21.2.4	Void	32
21.2.5	Multiparty	32
21.2.6	All Call Barrings.....	32
21.2.7	Void	32
21.2.8	Void	32
21.2.9	All other Supplementary Services	32

21.3	Quality of Service.....	32
21.4	Security	32
21.5	Emergency calls	32
21.6	Charging.....	33
21.7	VCC Activation.....	33
Annex A (normative): Description of optional user equipment features		34
A.1	Display of called number	34
A.2	Indication of call progress signals	34
A.3	Country/PLMN indication.....	34
A.4	Service Provider Name indication	34
A.4a	Core Network Operator Name indication	35
A.5	Keypad	35
A.6	Short message indication and acknowledgement	35
A.7	Short message overflow indication	35
A.8	International access function	35
A.9	Service Indicator (SI)	36
A.10	Dual Tone Multi Frequency (DTMF).....	36
A.11	On/Off switch.....	36
A.12	Sub-Address	36
A.13	Short Message Service Cell Broadcast.....	36
A.14	Short Message Service Cell Broadcast DRX.....	36
A.15	Support of the extended Short message cell broadcast channel	36
A.16	Network Identity and Timezone	36
A.17	Network's indication of alerting in the UE	37
A.18	Network initiated Mobile Originated (MO) connection.....	38
A.19	Abbreviated dialling	38
A.20	Barring of Dialed Numbers	38
A.21	DTMF control digits separator	39
A.22	Selection of directory number in messages	39
A.23	Last Numbers Dialed (LND).....	40
A.24	Service Dialling Numbers	40
A.25	Fixed number dialling	40
A.26	Message Waiting Indication.....	41
Annex B (informative): Change history		42
History		47

Foreword

This Technical Specification has been produced by the 3GPP.

The contents of the present document are subject to continuing work within the TSG and may change following formal TSG approval. Should the TSG modify the contents of the present document, it will be re-released by the TSG with an identifying change of release date and an increase in version number as follows:

Version x.y.z

where:

- x the first digit:
 - 1 presented to TSG for information;
 - 2 presented to TSG for approval;
 - 3 or greater indicates TSG approved document under change control.
- y the second digit is incremented for all changes of substance, i.e. technical enhancements, corrections, updates, etc.
- z the third digit is incremented when editorial only changes have been incorporated in the document.

1 Scope

This Technical Specification (TS) describes the Service Principles for PLMNs specified by 3GPP. Principles and requirements for interworking with WLAN are covered in TS22.234 [35].

3GPP specifications provide integrated personal communications services. The system will support different applications ranging from narrow-band to wide-band communications capability with integrated personal and terminal mobility to meet the user and service requirements of the 21st century.

3GPP specifications allow the realisation of a new generation of mobile communications technology for a world in which personal communications services should allow person-to-person calling, independent of location, the terminal used, the means of transmission (wired or wireless) and the choice of technology. Personal communication services should be based on a combination of fixed and wireless/mobile services to form a seamless end-to-end service for the user.

3GPP specifications should be in compliance with the following objectives:

- a) to provide a single integrated system in which the user can access services in an easy to use and uniform way in all environments;
- b) to allow differentiation between service offerings of various serving networks and home environments;
- c) to provide a wide range of telecommunications services including those provided by fixed networks and requiring user bit rates of up to 2 Mbits/s as well as services special to mobile communications. These services should be supported in residential, public and office environments and in areas of diverse population densities. These services are provided with a quality comparable with that provided by fixed networks such as ISDN;
- d) to provide services via hand held, portable, vehicular mounted, movable and fixed terminals (including those which normally operate connected to fixed networks), in all environments (in different service environments - residential, private domestic and different radio environments) provided that the terminal has the necessary capabilities;
- e) to provide support of roaming users by enabling users to access services provided by their home environment in the same way even when roaming.
- f) to provide audio, data, video and particularly multimedia services;
- g) to provide for the flexible introduction of telecommunication services;
- h) to provide within the residential environment the capability to enable a pedestrian user to access all services normally provided by fixed networks;
- i) to provide within the office environment the capability to enable a pedestrian user to access all services normally provided by PBXs and LANs;
- j) to provide a substitute for fixed networks in areas of diverse population densities, under conditions approved by the appropriate national or regional regulatory authority.
- k) to provide support for interfaces which allow the use of terminals normally connected to fixed networks.

2 References

The following documents contain provisions which, through reference in this text, constitute provisions of the present document.

- References are either specific (identified by date of publication, edition number, version number, etc.) or non-specific.
- For a specific reference, subsequent revisions do not apply.

- For a non-specific reference, the latest version applies. In the case of a reference to a 3GPP document (including a GSM document), a non-specific reference implicitly refers to the latest version of that document *in the same Release as the present document*.

2.1 Normative references

- [1] 3GPP TS 22.105 "Services and Service Capabilities"
- [2] Void
- [3] 3GPP TS 22.038: "SIM application toolkit, stage 1"
- [4] 3GPP TS 22.001: " Principles of Circuit telecommunication services supported by a Public Land Mobile Network (PLMN)".
- [5] 3GPP TS 22.004: General on supplementary services"
- [6] 3GPP TS 22.030: "Man-Machine Interface (MMI) of the User Equipment (UE)"
- [7] 3GPP TS 22.066: "Support of Mobile Number Portability (MNP); Service description; Stage 1"
- [8] 3GPP TS 22.079: " Support of Optimal Routing; Stage 1"
- [9] 3GPP TS 22.129: "Handover Requirements between UTRAN and GERAN or other Radio Systems"
- [10] 3GPP TS 33.102: "Security Architecture"
- [11] 3GPP TS 22.011: "Service Accessibility"
- [12] 3GPP TS 22.016: "International mobile Station Equipment Identities (IMEI)"
- [13] 3GPP TS 24.008: " Mobile Radio Interface Layer 3 Specification"
- [14] 3GPP TS 22.003: "Circuit Teleservices supported by a Public Land Mobile Network (PLMN)"
- [15] 3GPP TS 21.133: "Security Threats and Requirements"
- [16] 3GPP TS 33.120: "Security Principles"
- [17] 3GPP TS 22.042: "Network Identity and Time Zone, Service Description, Stage 1"
- [18] 3GPP TS 42.009: " Security Aspects"
- [19] 3GPP TS 31.102: "USIM Application Characteristics"
- [20] 3GPP TS 23.221 "Architectural Requirements"
- [21] 3GPP TS 22.002: "Circuit Bearer Services (BS) supported by a Public Land Mobile Network (PLMN)"
- [22] 3GPP TS 22.060: "General Packet Radio Service (GPRS)"
- [23] 3GPP TS 29.002: "Mobile Application Part (MAP) specification "
- [24] 3GPP TR 23.972: "Circuit Switched Multimedia Telephony".
- [25] 3GPP TS 22.140: "Multimedia messaging service; Stage 1".
- [26] 3GPP TS 22.226: "Global Text Telephony, Stage 1."
- [27] 3GPP TS 22.228: "IP multimedia (IM) CN subsystem, stage 1"
- [28] RFC 3261: "SIP: Session Initiation Protocol"
- [29] 3GPP TR 21.905: " Vocabulary for 3GPP Specifications"

- [30] 3GPP TS 26.233: "Packet Switched Streaming Service (PSS) ; General Description"
- [31] 3GPP TS 26.234: "Packet Switched Streaming Service (PSS) ; Protocols and Codecs"
- [32] 3GPP TR 22.934: "Feasibility study on 3GPP system to Wireless LAN interworking"
- [33] RFC 2486: "The Network Access Identifier"
- [34] TS 51.011: "Specification of the Subscriber Identity Module - Mobile Equipment (SIM-ME) interface", Release 4
- [35] TS22.234: "Requirements on 3GPP system to wireless local area network (WLAN) interworking"
- [36] 3GPP TS 31.101: "UICC-terminal interface; Physical and logical characteristics"
- [37] OMA Device Management V1.2 specifications
- [38] OMA Client Provisioning V1.1 specifications
- [39] 3GPP TS 22.082: " Call Forwarding (CF) supplementary services - Stage 1"
- [40] 3GPP TS 22.173: " IMS Multimedia Telephony Service and supplementary services - Stage 1"

3 Definitions, symbols and abbreviations

3.1 Definitions

Definitions are given in 3GPP TR 21.905 [29].

3.2 Abbreviations

For the purposes of this TS, the following abbreviations apply:

ME	Mobile Equipment
PC	Personal Computer

Further abbreviations are given in 3GPP TR 21.905 [29].

4 General

4.1 Aims of 3GPP specifications

It shall be capable of delivering audio, text, video and graphics direct to people and provide them with access to the next generation of information based services. It moves mobile and personal communications forward from existing systems, delivering massmarket low-cost digital telecommunication services.

The aims are:

- to enable users to access a wide range of telecommunications services, including many that are today undefined as well as multi-media and high data rates.
- to facilitate the provision of a high quality of service (particularly speech quality) similar to that provided by fixed networks;
- to facilitate the provision of small, easy to use, low cost terminals with long talk time and long standby operation;

- to provide an efficient means of using network resources (particularly radio spectrum).

4.2 Standardisation of Service Capabilities

Existing systems have traditionally standardised the complete sets of teleservices, applications and supplementary services which they provide. As a consequence, substantial efforts are often required to introduce new services or simply to modify the existing one (customisation). This makes it more difficult for operators to differentiate their services. At the same time however, this may reduce the complexity of providing a service across different operators' networks.

3GPP shall therefore preferentially standardise service capabilities. In circumstances where the service is meant to be used across different operators' networks, hence a common specification set is of paramount importance, the service should be standardised to a level of detail sufficient to ensure interoperability and interworking across different operators' networks. Service capabilities consist of bearers defined by QoS parameters and the mechanisms needed to realise services. These mechanisms include the functionality provided by various network elements, the communication between them and the storage of associated data. This TS provides a conceptual description of a service architecture and architecture requirements which aim to provide service capabilities. It is intended that these standardised capabilities should provide a defined platform which will enable the support of speech, video, multi-media, messaging, data, other teleservices, user applications and supplementary services and enable the market for services to be determined by users and home environments.

4.2.1 Provision of service capabilities in shared networks

The provision of services and service capabilities that is possible to offer in a network shall not be restricted by the existence of the network sharing. It shall be possible for a core network operator to differentiate its service offering from other core network operators within the shared network.

It shall be possible to control the access to service capabilities offered by a shared network according to the core network operator the user is subscribed to.

4.3 Efficient Use of Network Resources

Service capabilities shall take account of the discontinuous and asymmetric nature of most teleservices and user applications in order to make efficient use of network resources (particularly radio resources).

Service capabilities shall be provided in a wide range of radio operating environments (where a radio environment is characterised in terms of propagation environment, mobile equipment relative speeds and traffic characteristics). Although 3GPP aims to minimise the number of radio interfaces and to maximise commonality between them, it may utilise several radio interfaces, each optimised for different environments. Each radio interface might provide differing service capabilities. 3GPP specifications include UTRAN radio interface supporting two modes (TDD and FDD) and GERAN radio interface.

3GPP specifications shall provide a mechanism which will enable a piece of user equipment (UE) to adapt to different radio interfaces as necessary and to determine the service capabilities available. The specifications shall also provide a mechanism which will enable a UE to select radio interfaces capable of providing appropriate service capabilities.

4.4 Compatibility with Global Standards

3GPP specifications aim to be compatible with IMT-2000 and to provide global terminal mobility (roaming), enabling the user to take his/her terminal to different regions of the world and to be provided with services. It is probable that different regions of the world will adopt different radio interface technologies. IMT-2000, as a global standard, should therefore enable a IMT-2000 terminal to determine the radio interface technology and the radio interface standard used in a region. Global terminal roaming also requires the global standardisation of service capabilities. As far as possible the method of indication of the radio interface standard and available service capabilities shall be aligned with IMT-2000.

3GPP specifications shall enable users to access the services provided by their home environment in the same way via any serving network provided the necessary service capabilities are available in the serving network.

The 3GPP specifications will be available for the partner organisations to adopt as their regional standards. For example in Europe, ETSI may adopt them as standards for both GSM and UMTS.

4.5 Void

4.6 Functionality of Serving Network and Home Environment

The following functionality shall be the responsibility of the home environment:

- User Authentication.
- SIM/USIM Issue.
- Billing.
- User Profile/VHE Management.

The following functionality shall be the responsibility of the serving network:

- Radio or other means of access.
- Transport and signalling.

The following functionality may be the responsibility of either the serving network, the home environment or an appropriate combination of both

- Service Control.
- QoS negotiation.
- Mobility management, including roaming.
- Automatic establishment of roaming agreements.

4.7 PLMN Architecture

The network is logically divided into a radio access network and a core network, connected via an open interface. From a functional point of view the core network is divided into a Packet Switched CN Domain, IP Multimedia (IM) CN subsystem and a Circuit Switched CN Domain. IM CN subsystem utilises PS CN domain (GPRS) bearer services.

CS CN domain supports bearer independent transport. There is no difference in service offering or UE functionality due to different transport.

For further information see 3GPP TS 23.221 [20].

4.8 Interworking Between PLMN and Wireless LANs

Aspects related to interworking between PLMN and WLAN are captured in TS 22.234 [35].

4.9 Network Sharing

Network sharing shall be transparent to the user.

The specifications shall support both the sharing of:

- (i) radio access network only;
- (ii) radio access network and core network entities connected to radio access network

NOTE: In a normal deployment scenario only one or the other option will be implemented.

It shall be possible to support different mobility management rules, service capabilities and access rights as a function of the home PLMN of the subscribers.

5 Evolution

5.1 Support of 2G services

The 3GPP specifications shall be capable of supporting existing 2G services in a manner which is transparent to the users of these services.

5.2 Provision and evolution of services

Since a phased approach has been adopted, the same general service principles shall apply to each phase. Support of services from an end user perspective is understood to be an important driver for established mobile users to stay with their existing operator while taking the new services into use. It is therefore important to enable operators to offer continued support of legacy services in future releases. Previous release services shall as a principle also be supported in the following releases.

Networks shall be capable of providing a specified core set of capabilities.

The core set of capabilities should permit home environment to offer a range of distinctive services including those which cannot be implemented on systems based on previous release specifications.

It shall be possible for the home environment to develop services with full roaming capability.

The radio interface should not unnecessarily restrict the development of new services (within physical limitations).

The standard shall provide a mechanism which allows a terminal to be easily upgraded so that it can access new services which are within the physical limitations of the terminal.

6 Classification of services

In the CS CN domain, the basic services are divided into circuit teleservices (3GPP TS 22.003 [14]) and bearer services (3GPP TS 22.002 [21]) and they can utilise standardised supplementary services (3GPP TS 22.004 [5]).

GPRS (22.060 [22]) provides IP bearer services. SMS, USSD and UUS can also be considered as bearer services for some applications.

IP multimedia services are the IP based session related services, including voice communications. IP multimedia sessions use GPRS as a bearer.

Value added non-call related services include a large variety of different operator specific services/applications. They are usually not specified by 3GPP. The services can be based on fully proprietary protocols or standardised protocols outside 3GPP.

In order to create or modify the above services (both call and non-call related services) operators may utilise toolkits standardised by 3GPP (such as CAMEL or LCS) or external solutions (e.g. Internet mechanisms). Pre-paid is an example of an application created with toolkits that may apply to all of the above services categories.

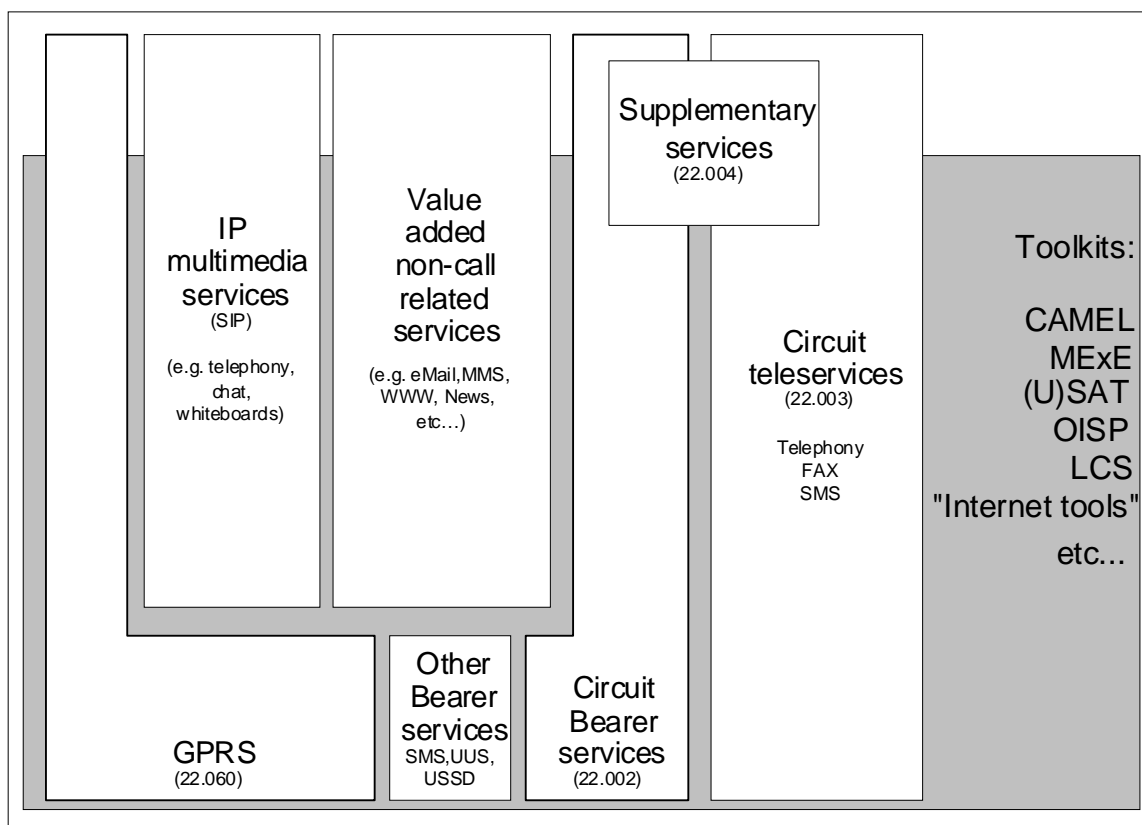


Figure 1: Service classification

7 Principles for new service capabilities

7.1 General

3GPP specifications shall enable the user of a single terminal to establish and maintain several connections simultaneously. It shall efficiently cater for applications which have variable requirements relating to specific QoS parameters (e.g. throughput) whilst meeting other QoS targets. It shall also cater for applications which are able to take adapt to a range of variations in QoS.

7.2 Multimedia

3GPP specifications shall support development of multimedia services and provide the necessary capabilities.

Multimedia services combine two or more media components (e.g. voice, audio, data, video, pictures) within one call. A multimedia service may involve several parties and connections (different parties may provide different media components) and therefore flexibility is required in order to add and delete both resources and parties.

Multimedia services are typically classified as interactive or distribution services.

Interactive services are typically subdivided into conversational, messaging and retrieval services:

Conversational services are real time (no store and forward), usually bi-directional where low end to end delays (< 100 ms) and a high degree of synchronisation between media components (implying low delay variation) are required. Video telephony and video conferencing are typical conversational services.”

Messaging services offer user to user communication via store and forward units (mailbox or message handling devices). Messaging services might typically provide combined voice and text, audio and high-resolution images.

Retrieval services enable a user to retrieve information stored in one or many information centres. The start at which an information sequence is sent by an information centre to the user is under control of the user. Each information centre accessed may provide a different media component, e.g. high resolution images, audio and general archival information.

Distribution services are typically subdivided into those providing user presentation control and those without user presentation control.

Distribution services without user control are broadcast services where information is supplied by a central source and where the user can access the flow of information without any ability to control the start or order of presentation e.g. television or audio broadcast services.

Distribution services with user control are broadcast services where information is broadcast as a repetitive sequence and the ability to access sequence numbering allocated to frames of information enables the user (or the user's terminal) to control the start and order of presentation of information.

7.2.1 Circuit Switched (CS) multimedia calls

The following basic requirements are to be supported for CS multimedia [24]:

- CS multimedia shall be based on a 3GPP specific subset of H.324M.
- All call scenarios shall be supported, i.e. Mobile Originating and Mobile Terminating call against Mobile, ISDN and PSTN call party.
- Single and multiple numbering schemes shall be supported.
- Fallback to speech (TS 11 [14]) shall be supported from 3.1kHz Ext. PLMN multimedia bearer, i.e. if setup of the multimedia call fails the call will be set up as a speech call.
- Service change and fallback shall be supported for UDI/RDI multimedia bearer and speech, to allow fallback to a less preferred service if the preferred service is unsupported, and to change the service between speech and multimedia during the call.
- In the case where a multimedia call includes speech (e.g. video call) then the following requirements apply:
 - A user shall be able to change between a speech and CS Multimedia call, when desired.
 - When the CS Multimedia call is no longer supported, for example due to degraded coverage conditions (including UTRAN to GERAN only transitions), service change shall occur automatically from a CS Multimedia call to speech.
 - When a CS Multimedia call can be supported, for example due to improved coverage conditions (including GERAN only to UTRAN or UTRAN/GERAN transitions), service change back to the CS Multimedia call may be initiated by the network.
 - CS Multimedia is a Bearer Service, which utilises the Synchronous Transparent Data service. Other services may exist which utilise the Synchronous Transparent Data service. Service transition to/from speech described for CS Multimedia in this clause shall only apply to CS Multimedia calls and not Synchronous Transparent Data calls in general.
- CS Multimedia call is a Bearer Service, which utilises Synchronous Transparent Data service.
- Different bitrates as specified at 3GPP TS 22.002 [21] shall be supported.
- Supplementary services apply to multimedia calls as for Synchronous Transparent Data service according to 3GPP TS 22.004[5].
- When accepting a multimedia call with service change, the user shall be able to request a service change to speech before the call is answered, such that the multimedia path is never actually connected through to the user's phone.
- The user shall be able to deny a service change to multimedia during the call.

7.2.2 IP multimedia (IM) sessions

IP multimedia services are not the evolution of the circuit switched services but represent a new category of services, mobile terminals, services capabilities, and user expectations. Any new multimedia service, which may have a similar name or functionality to a comparable standardised service, does not necessarily have to have the same look and feel from the user's perspective of the standardised service. Voice communications (IP telephony) is one example of real-time service that would be provided as an IP multimedia application.

The following basic requirements are to be supported for IP multimedia [27]:

- IP multimedia session control shall be based on SIP [28].
- All session scenarios shall be supported; i.e. Mobile Originating and Mobile Terminating sessions against Internet/Intranet, CS or IM Mobile, ISDN, PSTN call party.
- MSISDN and SIP URL numbering and addressing schemes shall be supported.
- IP multimedia applications shall as a principle, not be standardised, allowing service provider specific variations.

7.2.3 Multimedia Messaging Service (MMS)

The following basic requirements are to be supported for MMS:

- Store-and-forward multimedia messaging service with mobile and non-mobile users [25].
- MMS shall be capable of supporting integration of different types of messaging (e.g. fax, SMS, Multimedia, voicemail, e-mail etc.) in a consistent manner.
- Streamed and batch delivery for both message download from the network to the terminal, and messages upload from the terminal to the network.

7.2.4 Text Conversation

Global Text Telephony (GTT) is a feature that enables real-time text conversation [28].

- GTT enables real time, character by character, text conversation to be included in any conversational service, Circuit Switched as well as IP based.
- It is possible to use the text component in a session together with other media components, especially video and voice.
- Interworking with existing text telephony in PSTN as well as emerging forms of standardised text conversation in all networks is within the scope of this feature.
- The text media component can be included initially in the session, or added at any stage during the session.
- The text component is intended for human input and reading, and therefore supports human capabilities in text input speed. The character set support is suitable for the languages the users communicate in.
- GTT specifies limited interoperation with Multimedia Messaging Services including a possibility to divert to messaging in case of call failure and sharing user interface equipment and external UE interfaces.

7.2.5 Packet Switched Streaming Service

The following basic requirements are to be supported for streaming :

- The streaming service uses a client / server model which is transparent to the PLMN. The client controls the initiation and execution of the service.
- The streaming service [29] shall use existing standards (codecs and protocols [30]) where these are available.
- The streaming service utilises the PS Domain with the QoS requirements as specified in 3GPP TS 22.105 [1].

7.3 Service Management Requirements

3GPP specifications shall include standardised protocols enabling service management. It shall enable control, creation and subscription of service capabilities and services, and the management of user profiles.

7.4 Automatic Device Detection

The home environment should be automatically notified when a user, identified by a SIM/USIM, has changed ME and should be informed of the identity of the new ME. This should be applicable to any ME. It should also be possible to achieve Automatic Device Detection for users using any SIM/USIM.

Note: The purpose of this is to enable an automatic configuration of terminals by the operator for specific applications/services if so needed. The procedure for such an automatic configuration need not to be standardized by 3GPP.

The notification that a user has changed ME shall be given as early as possible.

8 Service architecture

In order to provide standardisation of service capabilities a service architecture shown by Figure 2 is envisaged

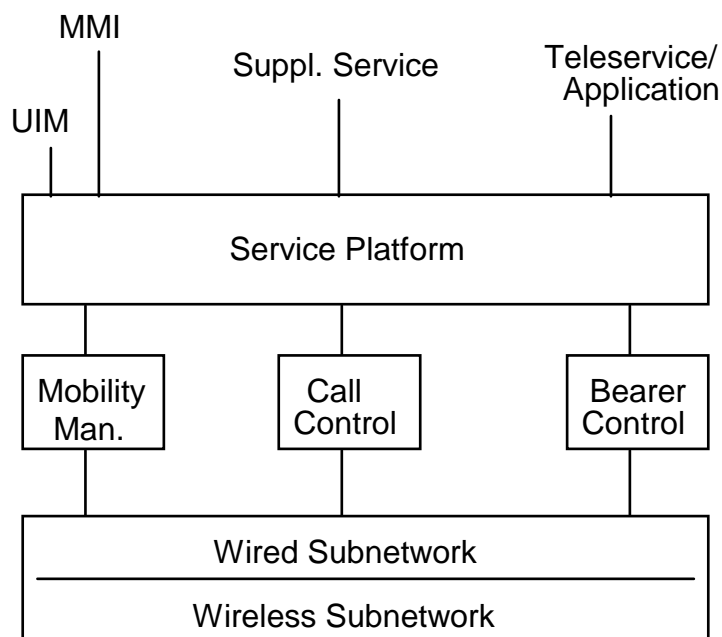


Figure 2: Service Architecture

A number of bearers shall be provided that can differ in flexibility and offer different capabilities. Bearers may be characterised by parameters such as “throughput”, “delay tolerance”, “maximum bit error rate”, “symmetry” etc. These bearers enable information to be transferred appropriate to the provision of teleservices, and end user applications generally, via subnetworks which typically provide different specified qualities of service.

The assignment and release of bearers is provided by the bearer control function. Provision should be made for several bearers to be associated with a call and for bearers to be added to a call and/or to be released from a call following call establishment. The bearers should be independent of radio environments, radio interface technology and fixed wire transmission systems.

Adaptation/Interworking functions are required in order to take account of the differences between the bearers used for the provision of a teleservice/application in the fixed network and the bearers. Adaptation/Interworking functions are required which take account of the discontinuous and/or asymmetrical nature of most teleservices/applications.

The service platform shall provide interfaces (to serving networks and home environments) appropriate to the support, creation and control of supplementary services, teleservices and user applications. The service platform will also provide interfaces enabling subscribers to control supplementary services, teleservices and user applications.

Supplementary service provision and control will be independent of radio operating environment, radio interface technology and fixed wire transmission systems.

As far as possible, the service platform is required to enable new supplementary services, teleservices and/or end user applications to be supported at minimum cost, with minimum disruption of service and within the shortest possible time.

9 Quality of Service (QoS)

The Quality of Service (QoS) parameters should be identified together with appropriate parameter values which set targets to be reached when designing 3GPP specifications, and which also will serve as guidelines for network design and service provision.

The QoS for call set-up time, as an example, can be defined in terms of a mean value and as a percentage of cases which should not exceed a certain time limit. Further information can be found in 3GPP TS 22.105[1].

10 Emergency Calls

10.1 General requirements

It shall be possible to establish an emergency speech call. Emergency calls will be routed to the emergency services in accordance with national regulations for where the subscriber is located. This may be based upon one or more default emergency call numbers stored in the ME. It shall be allowed to establish an emergency call without the need to dial a dedicated number to avoid the mis-connection in roaming case, such as menu, by use of a 'red button', or a linkage to a car air bag control. Emergency calls shall be supported by the UE without a SIM/USIM/ISIM being present. No other type than emergency calls shall be accepted without a SIM/USIM/ISIM.

The Emergency service is required only if the UE supports voice.

NOTE 1: It will be left to the national authorities to decide whether the network accepts emergency calls without the SIM/USIM/ISIM.

It shall be possible to initiate emergency calls to different emergency call centres, depending on the type of emergency. The following types of emergency calls shall be possible:

- Police
- Ambulance
- Fire Brigade
- Marine Guard
- Mountain Rescue
- Spare, at least [three] different types

When a SIM/USIM is present, subscriber specific emergency call set-up MMI shall be provided. The Home Environment operator shall specify preferred emergency call numbers (e.g. 999 for UK citizens or 110, 118 and 119 for Japanese citizens). These emergency call numbers shall be stored in the SIM/USIM and the ME shall read this and use any entry of these digits to set up an emergency call. It shall be possible to store more than one instance of this field.

NOTE 2: Release '98 and earlier SIM cards have the capability to store additional emergency call numbers. However in many cases this has not been used.

It shall be possible to tie any emergency call number to any single emergency call type or to any combination of emergency call types. The association between emergency call numbers and emergency call type shall be able to be programmed by the Home Environment operator into the SIM/USIM.

Example:

19	Police (Albania)
100	Police and Fire Brigade (Greek cities)
100	Ambulance and Fire Brigade (Belgium)
112	Police and Ambulance (Italy)
112	General emergency call, all categories (Sweden)
115	Fire Brigade (Italy)
144	Ambulance (Austria)

NOTE 3: If the UE does not recognise the emergency call numbers but the serving network recognises the dialled number as an emergency call number used in the country, a normal call set up takes place over the radio interface and after the serving network has recognised the emergency number the call is routed as an emergency call.

The user friendly MMI that specifies the type of emergency call directly (e.g. menu) should be supported for use in any (i.e. home or visited) PLMN to avoid the mis-connection in roaming case. This shall be allowed both with and without SIM/USIM being present.

When emergency call establishment is initiated, the emergency call type shall be sent by the UE if it is available.

The serving network may download additional emergency call numbers to the UE in order to ensure that local emergency call numbers are known to the UE. The UE shall regard these emergency numbers as valid in that country only (as identified by the MCC) and shall discard them when a new country is entered.

10.1.1 Identification of emergency numbers

The ME shall identify an emergency number dialled by the end user as a valid emergency number and initiate emergency call establishment if it occurs under one or more of the following conditions. If it occurs outside of the following conditions, the ME should not initiate emergency call establishment but normal call establishment.

- a) 112 and 911 shall always be available. These numbers shall be stored on the ME.
- b) Any emergency call number stored on a SIM/USIM when the SIM/USIM is present.
- c) 000, 08, 110, 999, 118 and 119 when a SIM/USIM is not present. These numbers shall be stored on the ME.
- d) Additional emergency call numbers that may have been downloaded by the serving network when the SIM/USIM is present.

10.1.2 Domains priority and selection for UE attempts to emergency call

A CS and IMS capable UE attempting an emergency call should give priority to the CS Domain. In case the call attempt fails, the UE should automatically make a second attempt on the other domain.

10.1.3 Call-Back Requirements

Subject to local/regional regulations the network shall support a call-back from a PSAP.

It shall be possible to supply the user's Directory Number/MSISDN/SIP URI as the CLI to the PSAP to facilitate call-back. The CLI used on call-back shall allow the PSAP to contact the same terminal that originated the emergency call.

NOTE: There is no specific callback requirement for CS supplementary services.

A call-back may be attempted any time after the emergency call release. In case of a UE in limited service state, call-back is not required.

10.2 Emergency calls in the CS CN Domain

A CS CN Domain shall support the emergency call teleservice as defined in 3GPP TS 22.003 [14] (TS12).

If a UE supports TS11(Telephony)[14], then it shall also support TS12(Emergency Calls)[14]. It shall be possible to set up emergency calls initiated by an emergency call number.

10.3 Emergency Calls in the PS CN Domain

Without the IM CN subsystem, emergency calls are not supported in the PS CN domain.

10.4 Emergency calls in the IM CN subsystem

The IM CN subsystem shall support IMS emergency calls when accessed via I-WLAN or Fixed Broadband.

Note: Other forms than speech for emergency services are for further study.

10.5 VOID

10.6 Location Availability for Emergency Calls

National regulations may require wireless networks to provide the emergency caller's location. This requirement typically overrides the caller's right to privacy with respect to their location being revealed, but remains in effect only as long as the authorities need to determine the caller's location. The interpretation of the duration of this privacy override may also be different, subject to national regulation. For example, some countries require location to be available from the wireless network only while the call is up, while others may allow PSAPs to unilaterally decide how long the location must be made available.

Therefore, the requirement for providing location availability is to allow the network to support providing a mobile caller's location to the authorities for as long as required by the national regulation in force for that network.

10.7 Supplementary service interaction during emergency calls

Supplementary services that interrupt or divert the media path between a PSAP and the end device shall be handled as specified in TS 22.173 [40] (e.g. Communication Hold) for Multimedia Telephony. No such Supplementary Services are applicable to CS Emergency Calls (TS12) according to TS 22.004 [5].

11 Numbering principles

The following network addressing schemes listed below shall be supported at the relevant domains:

- E.164,
- E.168,
- E.212,
- X.121
- Internet (including e.g. IP address).

11.1 Number portability

11.1.1 Requirements for CS CN domain

Some numbering schemes shall be fully independent of the supporting serving network and the home environment, allowing users to transfer this number to another home environment. For further information see 3GPP TS 22.066 [7].

An MSISDN shall be allocated to each new user at the start of a subscription. This number may be allocated from one of several numbering domains. For example:

- home / serving environment numbering scheme;
- national numbering scheme;
- regional numbering scheme;
- global numbering scheme.

A user shall be able to move subscription from one home environment to another without changing the MSISDN provided that the new home environment offers service in the same geographic domain. It is envisaged that home environment s will be able to allocate MSISDNs from each of these domains as required.

11.1.2 Requirements for PS CN domain

None identified.

11.1.3 Requirements for IM CN subsystem

It shall be possible to offer number portability for E.164 numbers within IM CN subsystem. For further information see 3GPP TS 22.066 [7].

11.2 Evolution path

Since 3GPP specifications aim to be aligned with IMT-2000, a primary goal in numbering is the provision of global user numbering in line with steps taken by the ITU - SG2.

The numbering scheme and network implementation chosen shall allow for international/global evolution.

11.3 Void

11.4 Void

11.5 Void

11.6 Private numbering

A user may wish to use private numbers for the purposes of calling frequent numbers. Therefore there is a requirement for the use, by the user, of Private Numbering Plans (PNPs). These schemes may belong to the user himself, to a home environment or a third party.

11.7 Numbering schemes

11.7.1 Multiple numbering scheme

The standards shall support the possibility of allowing the bearer service associated with an MT call to be implicitly defined by the destination MSISDN, for example to use a different MSISDN to establish voice, fax or data . It will be possible for multiple MSISDNs to be associated with a single subscription.

11.7.2 Single numbering scheme

The standards shall support the possibility of allowing MT calls of different bearer types (eg voice, fax, data) to be routed to a single MSISDN. It is recognised that the implementation of this may depend on the availability of bearer information associated with an incoming call from the adjoining transit network. In particular the standards will support this possibility in the case of an adjoining ISDN transit network.

11.8 Optimal routing for CS CN domain

The implementation of the numbering scheme used shall allow for optimal routing; i.e. routing shall not take place simply on the number dialled. See 3GPP TS 22.079 [8] for some scenarios.

11a Identification Requirements

11a.1 Subscriber Identification

In 3GPP the identity of a subscriber is encoded in a identity module application which is contained on a UICC or on a GSM SIM card. The UICC or GSM SIM card is a removable component of the User Equipment. Three types of identity modules are used in the 3GPP system:

- Universal Subscriber Identity Module (USIM)
- IMS Subscriber Identity Module (ISIM)
- Subscriber Identity Module (SIM) according to GSM

General requirements:

- In the 3GPP system each subscriber shall be uniquely identifiable.
- The serving networks shall be able to authenticate any subscriber that roams onto their network
- If a UE, that is registered on the serving network, contains a GSM SIM card or a UICC containing a identity module application, the serving network shall be able to identify the associated home PLMN.

Note 1: UE support of GSM SIM is optional.

Note 2: See the chapter (USIM, UICC and Terminal) of the present specification for a reference, which GSM phase SIMs need to be supported by the network.

11a.2 Terminal Identification

It is a requirement that the terminal can be uniquely identified by the home environment and serving network. This shall require a terminal identity scheme which uniquely identifies each terminal, see 3GPP TS 22.016[12].

11a.3 Home Environment / Serving Network Identification

Home / serving environments need to route communication to the current location of the user. This shall require a identity scheme which uniquely identifies the serving environment and shall be used for routing purposes.

12 Human Factors and user procedures

The User Interface (MMI) from the end-user's point of view should be as flexible as possible while still meeting the general service requirements. In addition it should be capable of being updated so as to meet new services which are still to be envisaged.

In general the following principles should be encompassed:

- activation of services should be as simple as possible with minimum input expected from the user;
- feedback, to the user from the various services, should be meaningful;
- any error recovery procedures provided should be simple to understand and execute.
- input from the user and information to the user should be provided in alternative selectable modes in order to match user capabilities, preferences and situation.

However, a detailed specification for the User Interface shall not be defined. In particular given the global nature of the third generation systems, for different regions of the world, different criteria will determine the implementation of the User Interface. Also it is unlikely that there will be a single common handset which will meet all the service requirements and therefore a common User Interface would be impractical.

Given the flexibility of the services, there should be a wide range of User Interface possibilities. These possibilities include simple terminals with a single on/off button through to complex terminals providing support to hearing/visually impaired users.

Control of supplementary services (3GPP TS 22.004 [5]), may use MMI procedures specified in 3GPP TS 22.030 [6] and existing MMI related UE features (Annex A) may also be used. In particular the following features are highly desirable for uniform UE implementation where appropriate:

- Mapping of numeric keys to European alphabetic keys to ensure compatible mnemonic dialing as defined in 3GPP TS 22.030 [6],
- "+" key function to enable one key international access as defined in Annex A
- Structure of the MMI as described in 3GPP TS 22.030 [6]
- Presentation of IMEI (International Mobile Equipment Identity) as defined in 3GPP TS 22.030 [6]

13 UICC, USIM and Terminal

This clause defines the functional characteristics and requirements of the User Service Identity Module (USIM) and ISIM (IM Services Identity Module). The USIM/ISIM are applications residing on a UICC.

13.1 The USIM/ISIM and User Profiles

13.1.1 The USIM

Every USIM shall have a unique identity and shall be associated with one and only one home environment.

It shall be possible for a home environment to uniquely identify a user by the USIM.

The USIM shall be used to provide security features.

For access to services, provided by PS or CS CN domains, a valid USIM shall be required. Optionally, SIM according to GSM phase 2, GSM phase 2+, 3GPP release 99, 3GPP release 4 specifications may be supported.

The USIM shall be able to support SIM Application Toolkit as specified in 3GPP TS 22.038 [3].

The USIM shall reside on a UICC. USIM specific information shall be protected against unauthorised access or alteration.

It shall be possible to update USIM specific information via the air interface, in a secure manner.

Access to the IMS services shall be possible using the USIM application in the event of no ISIM being present on the UICC. If an ISIM is present on the UICC it shall be used to access the IMS.

It shall be possible to store provisioning parameters on the USIM according to DM specifications [37].

It should be possible to store provisioning parameters on the USIM according to CP specifications [38].

It shall be possible for the network operator to configure the USIM to indicate (through personalisation and OTA) whether provisioning parameters according to DM specifications or provisioning parameters according to CP specifications shall be used.

NOTE: To avoid misoperation of the UE in a mixed provisioning environment e.g. during a transition phase when both CP and DM clients are present in the UE, the CP parameters on the USIM can be read first. If DM information is present (provisioned OTA in the CP parameters.), then use DM, otherwise use CP.

Annex A describes a number of features that may optionally be supported by the UE and thus USIM.

13.1.2 User Profiles

It shall be possible for a user to be associated with one or a number of user profiles, which the user can select and activate on a per call basis. The user profile contains information which may be used to personalise services for the user.

It shall be possible for one or more user profiles associated with the same user to be active simultaneously so that the user may make or receive calls associated with different profiles simultaneously. Activation of profiles shall be done in a secure manner, for example with the use of a PIN.

For terminating calls the correct profile shall be indicated by the user address used (e.g. MSISDN), each profile will have at least one unique user address associated with it. For originating calls the user shall be able to choose from the available profiles, the appropriate one for the call. A profile identity will need to be associated with the call for accounting and billing purposes. User profile identities need not be standardised but a standardised means is required for indicating that a particular profile is being used.

Simultaneous use of the same user profile on multiple terminals for the same type of service shall not be allowed.

User profiles associated with different home environments shall not share the same user address.

13.1.3 UICC usage in GERAN only Terminals

In Release 5 and later, terminals supporting only GERAN shall support USIM.

Note: It is strongly recommended that manufacturers implement SIM support on GERAN only terminals until the population of SIMs in the market is reduced to a low level.

13.1.4 Multiple USIMs per UICC

The standard shall support more than one USIM per UICC even when those USIMs are associated with different home environments. Only one of the USIMs or the SIM shall be active at a given time. While the UE is in idle mode, it shall be possible for the user to select/reselect one USIM application amongst those available on the UICC. At switch on, the Last Active USIM shall be automatically selected. The Last Active USIM shall be stored on the UICC. By default if there is no Last Active USIM defined in the UICC, the user shall be able to select the active USIM amongst those available on the UICC.

The standard must not prevent the coexistence of USIM applications, each associated with different home environments on the same UICC, so long as the security problems which arise from such a coexistence are solved.

13.1.5 The ISIM

Access to the IMS services shall be possible using an ISIM application.

The ISIM shall be sufficient for providing the necessary security features for the IMS and IMS only.

The ISIM shall reside on a UICC. ISIM specific information shall be protected against unauthorised access or alteration.

It shall be possible to update ISIM specific information via the air interface, in a secure manner.

Note: When accessing IMS over GERAN/UTRAN or I-WLAN using ISIM, a USIM needs also be present to access the rest of the 3GPP system. Alternatively USIM could be used to access IMS.

13.2 The UICC

Characteristics including physical formats of a UICC are defined in TS 31.101[36].

Access to services via 3GPP system with a single UICC shall be possible.

13.2.1 The UICC and Applications other than the USIM or ISIM

It shall be possible for the UICC to host other applications in addition to the USIM or ISIM, see figure 3. Service providers, subscribers or users may need to establish additional data or processes on the UICC. Each application on an UICC shall reside in its own domain (physical or logical). It shall be possible to manage each application on the card separately. The security and operation of an application in any domain shall not be compromised by an application running in a different domain. Applications may need to use their own security mechanisms which are separate to those specified by 3GPP e.g. electronic commerce applications.

Examples of UICC applications are: USIM, ISIM, off-line user applications like UPT, electronic banking, credit service, etc.

Applications should be able to share some information such as a common address book.

It shall be possible to address applications, which reside on the UICC, via the air interface.

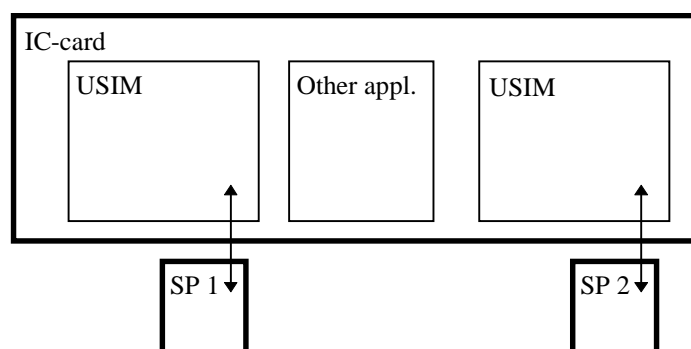


Figure 3 Example of a Multifunction UICC

13.2.2 Fast Access and Retrieval of Data from UICC

An optional "high speed" interface may be provided between the UICC and the ME.

If provided, this interface shall allow fast access and retrieval of data to support functionalities requiring large amounts of data to be transferred to and from the UICC. Examples include:

- on-card web servers

- rapid access to data stored on the UICC, e.g. phone book, PLMN lists or user data

A UICC/ME interface supporting this "high speed" interface shall be backward compatible with the TS 102 221 interface specified in 3GPP TS 31.101 [36].

13.3 Terminals and Multiple UICCs

A single terminal may support the use of multiple UICC (e.g with applications like USIM and/or banking, credit card,...). Only one UICC shall be active at a time to access a PLMN. In case the active UICC contains more than one USIM, the requirements of 13.1.4 shall apply.

If the UICC with the active USIM is removed from the mobile terminal during a call (except for emergency calls), the call shall be terminated immediately. If the UICC with an active ISIM is removed during an IMS session the IMS session shall be terminated.

14 Types of features of UEs

3GPP specifications should support a wide variety of user equipment, i.e. setting any limitations on terminals should be avoided as much as possible. For example user equipment like hand-portable phones, personal digital assistants and laptop computers can clearly be seen as likely terminals.

In order not to limit the possible types of user equipment they are not standardised. The UE types could be categorised by their service capabilities rather than by their physical characteristics. Typical examples are speech only UE, narrowband data UE, wideband data UE, data and speech UE, etc..

In order to enhance functionality split and modularity inside the user equipment the interfaces of UE should be identified. Interfaces like UICC-interface, PCMCIA-interface and other PC-interfaces, including software interfaces, should be covered by references to the applicable interface standards.

UEs have to be capable of supporting a wide variety of teleservices and applications provided in PLMN environment. Limitations may exist on UEs capability to support all possible teleservices and information types (speech, narrowband data, wideband data, video, etc.) and therefore functionality to indicate capabilities of a UE shall be specified.

The basic mandatory UE requirements are:

- Support for USIM. Optional support of GSM phase 2, 2+, 3GPP Release 99 and Release 4 SIM cards [34]. Phase 1, 5V SIM cards shall not be supported. Support for the SIM is optional for the UE, however, if it is supported, the mandatory requirements for SIM shall be supported in the UE;

Note 1: There is no Release 5 specification for the SIM, and therefore references to "SIM" apply to earlier releases.

Note 2: It is strongly recommended that manufacturers implement SIM support on terminals supporting GERAN until the population of SIMs in the market is reduced to a low level.

- Home environment and serving network registration and deregistration;
- Location update;
- Originating or receiving a connection oriented or a connectionless service;
- An unalterable equipment identification; IMEI, see 3GPP TS 22.016 [12];
- Basic identification of the terminal capabilities related to services such as; the support for software downloading, application execution environment/interface, MExE terminal class, supported bearer services.
- Terminals capable for emergency calls shall support emergency call without a SIM/USIM.
- Support for the execution of algorithms required for encryption, for CS and PS services. Support for non encrypted mode is required;
- Support for the method of handling automatic calling repeat attempt restrictions as specified in 3GPP TS 22.001 [4];

- At least one capability type shall be standardised for mobile terminals supporting the GERAN and UTRAN radio interfaces.
- Under emergency situations, it may be desirable for the operator to prevent UE users from making access attempts (including emergency call attempts) or responding to pages in specified areas of a network, see 3GPP TS 22.011 [11];
- Ciphering Indicator for terminals with a suitable display;
- The ciphering indicator feature allows the UE to detect that ciphering is not switched on and to indicate this to the user. The ciphering indicator feature may be disabled by the home network operator setting data in the SIM/USIM. If this feature is not disabled by the SIM/USIM, then whenever a connection is in place, which is, or becomes unenciphered, an indication shall be given to the user. Ciphering itself is unaffected by this feature, and the user can choose how to proceed;
- Support for PLMN selection.
- Support for handling of interactions between toolkits concerning the access to UE MMI input/output capabilities;
- Whenever an application (e.g. a SAT/MExE/WAP application) requires the access to the UE MMI input/output capabilities (e.g. display, keyboard,...), the UE shall grant this access subject to the capabilities of the UE. This shall not cause the termination of any other applications (e.g. WAP browser or MExE/SAT application) which were previously using these UE resources. The UE shall give the user the ability to accept or reject the new application. In the case that the application request is rejected, the access to the UE MMI input/output capabilities is returned to the applications which were previously using these UE resources. If the user decides to continue with the new application, then when this new application is terminated, the access to the UE MMI input/output capabilities shall be returned to the UE to be re-allocated to applications (e.g. the preceding application which was interrupted). Subject to the capabilities of the UE, the user shall have the ability to switch the MMI input/output capabilities between applications.

Note: Rejecting a request to access the UE MMI input/output capabilities by an application does not necessarily mean that it is terminated, but only that the access to the UE MMI input/output capabilities are not granted to this application. Handling of rejection (termination, put on hold,...) is the responsibility of the application.

Annex A describes a number of features which may optionally be supported by the UE.

15 Relationship between subscription and service delivery

15.1 Subscription

A subscription describes the commercial relationship between the subscriber and the service provider.

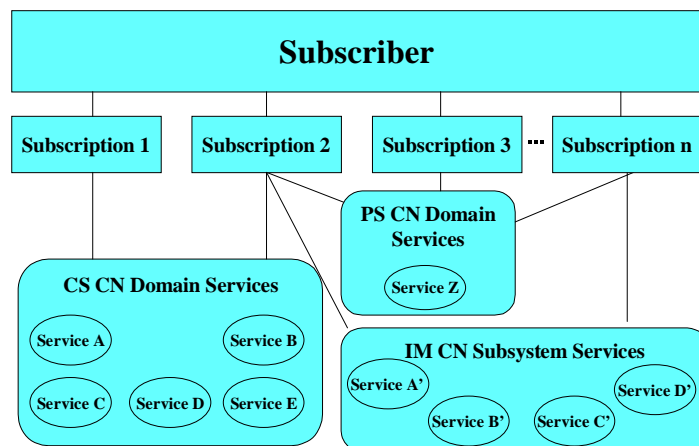


Figure 4: Subscriber, subscription and services relationship

A subscription to a network operator may provide the user with access to one or more domains. A Subscription shall identify the set of services, within particular domains, to which the user has access (see figure 3); each subscription may specify a different set of services. These services may be provided by the CS CN Domain and/or a PS CN Domain and/or an IM CN subsystem. Subscriptions relate to services such as Basic Services (e.g. Teleservices, Bearer services), GPRS services and IM-Services (IP-based multimedia services), which are typically provided by network operators, and to value added services which typically are provided by network operators and/or other entities that provide services to a subscriber

The subscription identifies:

- the services and related services information that are made available to the subscriber by the service provider ;

In addition a subscription to a network operator may identify:

- the domains to which the user has been granted access by the network operator. In particular, the GPRS service profile and information on the allowed QoS parameter ranges shall be contained in the subscription.
- the identity of the subscriber within these domains.
Note: The identity of a subscriber in the CS CN domain and PS CN domain (e.g. her IMSI) may potentially be different to her identity in the IM CN subsystem
- the radio access technologies over which the subscriber may access their services e.g. I-WLAN.

15.2 Other concepts associated with services

Provision of services:

An action to make a service available to a subscriber. The provision may be:

- general: where the service is made available to all subscribers (subject to compatibility restrictions enforced) without prior arrangements being made with the service provider;
- pre-arranged: where the service is made available to an individual subscriber only after the necessary arrangements have been made with the service provider.

Withdrawal:

An action taken by the service provider to remove an available service from a subscriber's access. The withdrawal may be:

- general: where the service is removed from all subscribers provided with the service;
- specific: where the service is removed on an individual basis from subscribers provided with the service.

NOTE: Access to the IM subsystem requires IP connectivity provided, for example, through provision of the PS CN domain.

15.3 Requirements concerning service delivery

In general it is a requirement to allow the use of independent services simultaneously (i.e. Basic, GPRS, IP multimedia and operator specific).

1. The network usage shall be based on the services identified within the subscription, the terminal capabilities and, where applicable, roaming agreements between operators.
2. The Home environment shall be able to decide on the service delivery in a roaming scenario. I.e. it shall control how services are delivered in line with the subscription.
3. If an offered or required service (e.g. voice) could be provided with different technologies within the serving network, the decision on service delivery shall be based on preferences identified in the user profile and serving network capabilities and conditions (e.g. load).
4. If the user profile does not allow an alternative service delivery method and the requested delivery method is not available in the serving network the service shall not be provided to the subscriber. This applies also to data bearer services with defined QoS parameters (or parameter ranges).

Examples:

- A terminating voice call for a subscriber with a dual/multi mode terminal (e.g. UTRAN/GERAN) could be delivered in a hybrid network as IM service or CS voice call (TS11). The delivery decision is based on the preferences of service delivery within the user profile and the network conditions. If there is no preference information of the Home environment available the decision is made only on the network conditions from the serving network.
- A terminating data service (e.g. GPRS with QoS for real time audio) where the network cannot provide the QoS at call setup. Both the originating and terminating application shall be informed about the possible QoS configuration for that call. The further handling (setup continuation, termination) depends on the decisions of the applications.

15.3.1 Mobile Originated Voice calls

When a ME capable of offering voice service both on CS and IMS is CS attached and IMS registered MO CS Voice calls (TS11) and MO IMS voice services shall be originated on the domain specified by the Home operator policy or users preferences. The Home Operator policy shall have precedence to user preferences.

15.3.2 Mobile Terminated Voice calls

When a ME capable of offering voice service both on CS and IMS, MT CS Voice calls (TS11) and MT IMS voice services shall be delivered over the domain specified by the Home operator policy or users preferences. The Home Operator policy shall have precedence to user preferences. If the call delivery attempt fails in one domain, if specified by operator policy, it should be possible to attempt the delivery in the other domain or the call/communication forwarding supplementary services [41, 40] may be invoked if provisioned.

Note: The delivery decision will take into account aspects such as IMS registration and CS attachment status.

16 Charging principles

The cost of the call may cover the cost of sending, transporting, delivery and storage. The cost of call related signalling may also be included. Provision shall be made for charging based on time, destination, location, volume, bandwidth, access technology and quality. Charges may also be levied as a result of the use of value added services.

It shall be possible for information relating to chargeable events to be made available to the home environment at short notice. The requirements shall include:

- Immediately after a chargeable event is completed;
- At regular intervals of time, volume or charge during a chargeable event:
- Delivery of the location of the terminal to the home environment, eg cell identification.

Standardised mechanisms of transferring charging information are required to make these requirements possible.

It should be possible for multiple leg calls (e.g. forwarded, conference or roamed) to be charged to each party as if each leg was separately initiated. However, in certain types of call, the originating party may wish/be obliged to pay for other legs (e.g. SMS MO may also pay for the MT leg.).

It shall be possible to charge according to the location (e.g. cell, or zone) and access technology that are being used to access network services.

Provision shall be made for the chargeable party to be changed during the life of the call. There shall be a flexible billing mechanism which may include the use of stored value cards, credit cards or similar devices.

The chargeable party (normally the calling party) shall be provided with an indication of the charges to be levied (e.g. via the called number automatically or the Advice of Charge supplementary service) for the duration of the call (even though the user may change service environment)The user shall be able to make decisions about the acceptable level of accumulated charge dynamically or through their service profile.

If a user is to be charged for accepting a call then their consent should be obtained. This may be done dynamically or through their service profile.

Charging and accounting solutions shall support the shared network architecture so that end users can be appropriately charged for their usage of the shared network, and network sharing partners can be allocated their share of the costs of the shared network resources.

17 Roaming

17.1 Assumptions

In order to roam, the following applies:

- Mobile terminal can connect to the radio access network.
- Authentication (charging/billing network) must occur in order to get access to services (except for emergency calls).
- The services offered to a roaming subscriber may be restricted by the capabilities of the visited network, and the roaming agreement between the visited and the home environment.

17.2 Principle

Long term evolution of the IM CN subsystem shall not be restricted by the short/mid term inter-domain roaming requirements.

17.3 Requirements

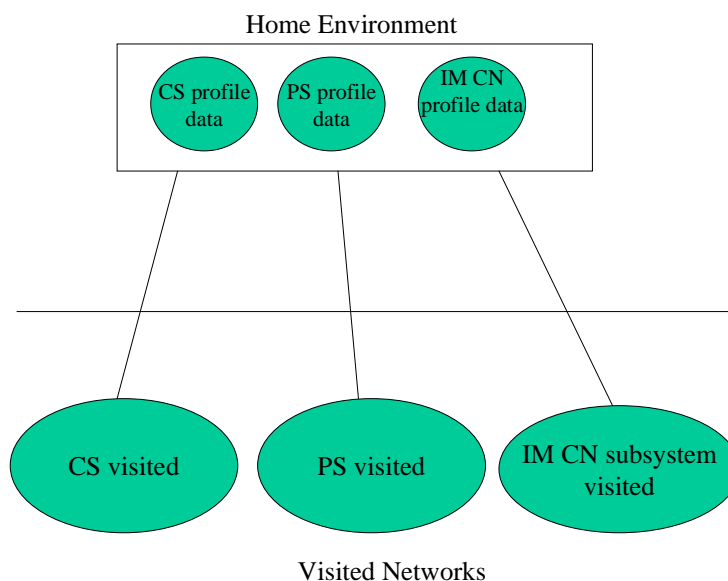


Figure 5: Roaming requirements

- The personalised services & capabilities available in a visited network are dependent upon the subscription options in the home environment. This does not preclude the visited network offering additional services, or access to content providers.
- Roaming from this release's home environment to CS (this release or earlier) visited network is required
- Roaming from this release's home environment to IM CN subsystem visited network is required
- Roaming from this release's home environment to PS (this release or earlier) visited network is required
- Roaming from previous releases' home environment (or earlier) to this release CS visited network is required
- Roaming from previous releases' home environment (or earlier) to this release PS visited network is required

Note: When an operator allows a subscriber to roam to different domains, the home environment needs to provide subscription data to the visited network. The mapping between service data of the different domains is not standardised; it is determined by the home environment and may be influenced by roaming agreements.

18 Handover Requirements

Any handover required to maintain an active service while a user is mobile within the coverage area of a given network, shall be seamless from the user's perspective. However handovers that occur between different radio environments may result in a change of the quality of service experienced by the user.

It shall be possible for users to be handed over between different networks subject to appropriate roaming/commercial agreements.

For further information see 3GPP TS 22.129 [9].

19 Network Selection

Network selection procedures are defined in 3GPP TS 22.011 [11].

Other procedures may be offered by the UE.

20 Security

Security matters are considered in 3GPP TS 21.133 [15] and 3GPP TS 33.120 [16].

21 Voice Call Continuity

21.1 General

The 3GPP system shall be able to provide continuity between CS voice services (Teleservice 11[14]) and the full duplex speech component of IMS multimedia telephony service [40] with no negative impact upon the user's experience of the voice service. This functionality is known as voice call continuity. Voice call continuity shall be executed when continuation of a voice service is required based on operator policy across a change in the connection of the UE to the 3GPP system as the user moves from using the CS domain to using IMS and vice versa.

The user experience shall be unaffected by the transition from a CS voice service to a full duplex speech component of IMS multimedia telephony and vice versa, and the user shall experience no disruption in the voice service provided. The voice service is continued with the same ME.

It shall be possible to support Voice call continuity between IMS and the CS domain belonging to different operators; i.e., when the user's IMS services are under the control of the home IMS and the user is roaming in the coverage of the visited CS network.

21.2 Support of Supplementary Services

The voice call continuity user's experience shall be such that, to the greatest degree possible, a consistency of service is provided regardless of the underlying communication infrastructure and technology. With regard to supplementary services, the general principle is that CS-based supplementary services only apply whilst a VCC subscriber is in the CS domain and equivalent services over IMS only apply whilst a VCC subscriber is in the IMS domain, although there are exceptions listed below. It is not required to synchronise the supplementary service settings of the CS domain with the related service settings of the IMS (e.g. different forwarding numbers may apply over CS and over IMS).

The following supplementary services apply. The impact on the supplementary services in case the VCC is executed for the calling party, the called party, or both is described below.

21.2.1 Line Identification Services

A user who has subscribed to the CLIP Supplementary Service and receives a call shall also receive the line identity or appropriate IMS information of the calling party.

The identity presentation is not changed for the duration of the call regardless of whether the call undergoes VCC.

If the CLIR Supplementary Service or IMS identity restriction is applicable to the call, then at call setup time the called user shall receive an indication that the identity is not available because of restriction.

The indication is not changed for the duration of the call regardless of whether the call undergoes VCC.

If COLP or a corresponding IMS service is applicable to a call the calling subscriber shall receive the connected line identity or appropriate IMS information at call setup time.

The identity presentation is not changed for the duration of the call regardless of whether the call undergoes VCC.

If the COLR Supplementary Service or IMS identity restriction is applicable to the call, then the calling user shall receive an indication at call setup time that the identity of the connected party is not available because of restriction.

The indication is not changed for the duration of the call regardless of whether the call undergoes VCC.

21.2.2 All Call Forwardings

It shall be possible to perform VCC on a call which was forwarded due to call forwarding supplementary services in the CS or redirecting services in the IMS.

21.2.3 Call Waiting

The functionality of call waiting supplementary service in the CS domain shall not be affected by the user's ability to undergo VCC.

Note: Whether the user will continue to receive call waiting notifications in the case their call is continued in the IMS will depend on whether a call waiting service is available in the IMS.

21.2.4 Void

21.2.5 Multiparty

It shall be possible for any party in a multiparty call to undergo VCC and to stay in the call. It shall be possible to terminate the entire multiparty call when the served mobile subscriber releases even if she is connected via the IMS after undergoing VCC.

21.2.6 All Call Barrings

If a call were to undergo VCC and that would result in the call being barred in the target domain/system, it shall be up to the home operator policy whether the call continues in the target domain/system, the call terminates, or VCC is not executed for the call.

21.2.7 Void

21.2.8 Void

21.2.9 All other Supplementary Services

Other supplementary services are not discussed in this section as they do not apply to calls in progress (i.e. they apply to call set up only) or their support and/or the need for standardised implementation has not been identified as critical for VCC in this Release.

21.3 Quality of Service

Voice call continuity shall not adversely impact the quality of the voice service experienced by the user.

21.4 Security

Voice call continuity shall not adversely impact the security of the 3GPP system.

Security mechanisms of the 3GPP system shall be reused for voice call continuity.

21.5 Emergency calls

Voice call continuity of emergency calls shall only be performed in the case that the target network supports emergency calls and the user is moving out of coverage.

21.6 Charging

It shall be possible to indicate in the charging information that a VCC event has occurred (e.g., so that appropriate ratings can be applied for the CS and IMS parts of the continued voice call).

21.7 VCC Activation

It shall be possible to activate VCC based on operator policies, taking into account any of the following:

- Radio conditions e.g. radio quality thresholds and related hysteresis
- Coverage availability e.g: Always prefer I-WLAN, if certain SSID are available

Annex A (normative): Description of optional user equipment features

A.1 Display of called number

This feature enables the caller to check before call setup whether the selected number is correct.

A.2 Indication of call progress signals

Indications shall be given such as tones, recorded messages or visual display based on signalling information returned from the PLMN. On data calls, this information may be signalled to the DTE.

Call progress indicators are described in 3GPP TS 22.001 [4].

A.3 Country/PLMN indication

The country/PLMN indicator shows in which PLMN the UE is currently registered. This indicator is necessary so that the user knows when "roaming" is taking place and that the choice of PLMN is correct. Both the country and PLMN will be indicated. When more than one visited PLMN is available in a given area such information will be indicated.

The PLMN name is either:

- Stored in the ME and associated with the MCC+MNC combination received on the broadcast channel;
- NITZ (see 22.042 [17]) (in which case it overrides the name stored in the UE);
- stored in the USIM and associated with the MCC+MNC combination, and optionally the LAI, received on the broadcast channel (in which case it overrides the name stored in the UE and – if present – the NITZ name).

It shall be possible to store on the USIM at least 10 PLMN Identifications (MCC+MNC combination and optionally the LAI) for which the same PLMN name shall be displayed.

The PLMN name stored in the USIM has the highest priority, followed by the PLMN name provided by NITZ. The PLMN name stored in the ME has the lowest priority.

A.4 Service Provider Name indication

The service provider name is stored in the USIM in text and/or optionally graphic format. It shall be possible to associate at least 10 PLMN Identifications (MCC+MNC combination) with the same SP Name.

When registered on the HPLMN, or one of the PLMN Identifications used for Service Provider Name display:

- (i) The SP Name shall be displayed;
- (ii) Display of the PLMN Name is an operator's option by setting the appropriate fields in the USIM (i.e. the Service Provider name shall be displayed either in parallel to the PLMN Name or instead of the PLMN Name).

When registered on neither the HPLMN, nor one of the PLMN Identifications used for Service Provider Name display:

- (i) The PLMN name shall be displayed;
- (ii) Display of the SP Name is an operator's option by setting the appropriate fields in the USIM.

If the UE is unable to display the full name of the Service Provider the name is cut from the tail end. The storage of Service Provider name and options, and choice of options, shall be under control of the network operator.

A.4a Core Network Operator Name indication

It shall be possible for the UE to display the name of the core network operator the user has selected.

A.5 Keypad

A physical means of entering numbers, generally, though not necessarily, in accordance with the layout shown in figure A.1.

See also 3GPP TS 22.030 [6] (Man-Machine Interface).

Additional keys may provide the means to control the UE (e.g. to initiate and terminate calls).




Figure A.1

A.6 Short message indication and acknowledgement

This feature allows the delivery of short messages to a UE from a service centre. Such messages are submitted to the service centre by a telecommunications network user who can also request information of the status of the message by further interrogation of the service centre. The service centre then transmits the message to an active UE user.

The UE must therefore provide an indication to the user that a message has been received from the service centre and must also send an acknowledgement signal to the PLMN to show that this indication has been activated. The PLMN then returns this acknowledgement to the service centre.

The short message service teleservice is described in specification 3GPP TS 22.003 [14].

A.7 Short message overflow indication

An indication shall be given to the user of the short message service when an incoming message cannot be received due to insufficient available memory.

A.8 International access function

Provision is made for a direct, standard method of gaining international access. For this purpose the UE may have a key whose primary or secondary function is marked "+". This is signalled over the air interface and would have the effect of generating the international access code in the network. It may be used directly when setting up a call, or entered into the memory for abbreviated dialling.

This feature is of benefit since the international access code varies between CEPT countries, which might cause confusion to a user, and prevent the effective use of abbreviated dialling when roaming internationally. Users may still place international calls conventionally, using the appropriate international access code.

A.9 Service Indicator (SI)

An indication is given to the user that there is adequate signal strength (as far as can be judged from the received signal) to allow a call to be made. Additionally the network should be capable of providing, and the UE may display, an indication of the serving cells' capabilities e.g. GPRS, HSDPA, HSUPA.

A.10 Dual Tone Multi Frequency (DTMF)

The UE shall be capable of initiating DTMF in accordance with specifications 3GPP TS 22.003 [14]. Optionally, the UE may provide a suppress function which allows the user to switch off the DTMF function.

A.11 On/Off switch

The UE may be provided with a means of switching its power supply on and off. Switch-off shall be "soft", so that on activation, the UE completes the following housekeeping functions: termination of a current call, detach (where applicable) and storing required data in the SIM/USIM before actually switching off. As far as possible, this procedure should also apply on power failure (e.g. remote switch-off or low battery).

A.12 Sub-Address

This feature allows the mobile to append and/or receive a sub-address to a Directory Number, for use in call set-up, and in those supplementary services that use a Directory Number.

A.13 Short Message Service Cell Broadcast

The Short Message Service Cell Broadcast enables the mobile equipment to receive short messages from a message handling system.

The short message service cell broadcast teleservice is described in specification 3GPP TS 22.003 [14]

A.14 Short Message Service Cell Broadcast DRX

This feature enables a mobile equipment to save on battery utilization, by allowing the mobile equipment to not listen during the broadcast of messages the subscriber is not interested in.

A.15 Support of the extended Short message cell broadcast channel

This feature allows a mobile equipment by supporting of the extended Short message cell broadcast channel to enhance the capacity of the service. The support of the extended channel has low priority, i.e. the UE can interrupt the reading of this channel if idle mode procedures have to be executed.

A.16 Network Identity and Timezone

The feature provides the means for serving PLMNs to transfer current identity, universal time and the local timezone to mobile equipments, and for the mobile equipments to store and use this information. This enhances roaming by permitting accurate indication of PLMN identities that are either newer than the ME or have changed their name since the ME was sold. Additionally time and timezone information can be utilized by MEs as desired.

The network name time and timezone information will normally be transferred from the network to the ME:

- 1) Upon registering on the network.
- 2) When the UE geographically relocates to a different Local Time Zone.

- 3) When the network changes its Local Time Zone, e.g. between summer and winter time.
- 4) When the network changes its identity.
- 5) At any time during a signalling connection with mobile equipment.

Further details of this feature are described in 3GPP TS 22.042 [15].

A.17 Network's indication of alerting in the UE

This feature provides the means for serving PLMNs to transfer to a UE an indication that may be used by the UE to alert the user in a specific manner in the following cases:

- mobile terminating call
- network initiated USSD
- network initiated Mobile Originated (MO) connection, if the ME supports the "network initiated MO connection" feature.

Eight different indications are defined, whether the mobile terminating traffic is a call or USSD or related to the network initiated MO connection procedure. These indications are sent by the network and received by the UE:

- Three of these indications are used as levels, reflecting some kind of urgency: level 0 indicates that the UE shall not alert the user for USSD and remain silent in the case of call, level 2 shall be considered by the UE as more important than level 1 for the purpose of alerting the user.
- The five other indications are used as categories, identifying different types of terminating traffic. The UE shall inform the user in a specific manner for each of these five categories. Nevertheless, the possible forms of the alert (different ringing tones, displayed text, graphical symbols...) is still up to the mobile manufacturer (some forms of alerts can be simultaneously used, e.g. ringing tones and text on the display).

The management of the feature by the UE requires for the handling of categories that :

- the SIM/USIM stores for each category an informative text (maximum 25 characters per category) describing the type of terminating traffic associated with the category. This information could be used by the UE when alerting the user (display on the screen). It is necessary for the network operator to be able to change the meaning of each category.
- The user has the ability to set up his/her own association between the type of terminating traffic (identified by each category) and the different types of alert provided by the UE. To help the user in this choice, the UE uses the informative text associated with each category (as stored in the SIM/USIM). The UE should keep this association when switched off.

Default settings should also be defined in the ME for the following cases :

- when the UE receives a call, USSD or a request for a network initiated MO connection with no alerting indication,
- when the UE receives a call, USSD or a request for a network initiated MO connection with a category of alerting not defined in the SIM/USIM.

These default settings should be separated per type of mobile terminated traffic received (call, USSD or request for a network initiated MO connection).

A UE supporting the feature shall act according to the following points in case of mobile terminating traffic :

- when a mobile terminating traffic is received without any indication (level or category), the ME shall act as if it was not supporting the feature, i.e. use a default alert (e.g. associated with this type of mobile terminating traffic).
- if a level is indicated, the UE shall use an alert enabling the user to differentiate between the three levels.
- if a category is indicated, then :

- if the SIM/USIM used in the UE does not store any information on that feature, the UE shall ignore the category received with any mobile terminating traffic and act as if it was not supporting the feature, i.e. use a default alert (e.g. associated with this type of mobile terminating traffic).
- if the category is not defined in the SIM/USIM, the UE shall act as if it was not supporting the feature, i.e. use a default alert (e.g. associated with this type of mobile terminating traffic).
- if the category is defined in the SIM/USIM, the UE shall use the alert associated with this category. In addition, it would be very useful for the user to be notified of the informative text associated with this category (e.g. on the display).

Some interactions between this feature and other services related to alerting are described below :

- the call waiting service has priority on this feature, i.e. the call waiting tone will be played and not the alert derived by this feature. If possible, two different indications should be given to the user (e.g. the call waiting tone and a text on the display indicating call waiting, and in addition a text relative to the type of the new call received).
- the presentation of the calling line identity takes priority on this feature, if it is not possible to display this information and another information related to this feature.
- In case of interaction between this feature and UE specific features to alert the user (e.g. whole silent mode), the user should still be able to differentiate between the different levels or different types of terminating traffic, even if the alert itself may be changed.

A.18 Network initiated Mobile Originated (MO) connection

The "Network Initiated Mobile Originated connection" feature allows the network to ask the mobile equipment to establish a mobile originated connection. The serving PLMN provides the mobile equipment with the necessary information which is used by the mobile equipment to establish the connection.

Currently only the network initiated mobile originated call feature is specified. It is mandatory for a UE supporting CCBS and is used in the case of a CCBS recall.

A.19 Abbreviated dialling

The directory number or part of it is stored in the mobile equipment together with the abbreviated address. After retrieval the directory number may appear on the display.

Abbreviated dialling numbers stored in the UE or USIM may contain wild characters.

If wild characters are used to indicate missing digits, each wild character shall be replaced for network access or supplementary service operation, by a single digit entered at the keypad. The completed directory number is transmitted on the radio path.

A.20 Barring of Dialed Numbers

This feature provides a mechanism so that by the use of an electronic lock it is possible to place a bar on calling any numbers belonging to a pre-programmed list of numbers in the SIM/USIM.

Barred Dialling Numbers stored in the /USIM may contain wild characters.

Under control of PIN2, "Barred Dialling Mode" may be enabled or disabled. The selected mode is stored in the SIM/USIM.

Under PIN2 control, it shall be possible to add, modify or delete a particular "Barred Dialling Number" (BDN) and to allocate or modify its associated comparison method(s). This BDN may have the function of an abbreviated dialling number / supplementary service control (ADN/SSC), overflow and/or sub-address.

When BDN is inactive, no special controls are specified, and the barred dialling numbers may be read (though not modified or deleted, except under PIN2 control) as if they were normal abbreviated dialling numbers. Access to keyboard and normal abbreviated dialling numbers (including sub-address) is also permitted.

When Barring of Dialed Numbers is active:

- Considering a number dialed by the user, if it exists a BDN for which there is a successful comparison (see below) between that BDN and the dialed number, then the ME shall prevent the call attempt to that number. If there is no BDN to fulfil those conditions, the call attempt is allowed by the ME.

With each BDN is associated one (or a combination of) comparison method(s) used between that BDN and the number dialed by the user. At least three different comparison methods are possible:

- The comparison is made from the first digit of that BDN, from the first digit of the dialed number and for a number of digits corresponding to the length of the BDN.
- The comparison is made from the first digit of that BDN, from any digit of the dialed number and for a number of digits corresponding to the length of the BDN.
- The comparison is made backwards from the last digit of that BDN, from the last digit of the dialed number and for a number of digits corresponding to the length of the BDN.
- If a BDN stored in the SIM/USIM contains one or more wild characters in any position, each wild character shall be replaced by any single digit when the comparison between that BDN and the dialed number is performed.
- If a BDN contains a sub-address, and the same number without any sub-address or with that sub-address is dialed, the ME shall prevent the call attempt to that number.
- Numbers specified as "barred" may only be modified under PIN2 control.
- If the ME does not support barring of dialed numbers, the UE with a BDN enabled USIM shall not allow the making of calls and the UE with BDN enabled SIM shall not allow the making or receiving of calls. However, this feature does not affect the ability to make emergency calls.

If "Fixed Number Dialling" and "Barring of Dialed Numbers" are simultaneously active, the dialed number shall be checked against the two features before the ME allows the call attempt. In that case, a dialed number will only be allowed by the ME if it is in the FDN list and if the comparison between that number and any number from the BDN list is not successful.

The UE may support other selective barrings, e.g. applying to individual services (e.g. telephony, data transmission) or individual call types (e.g. long distance, international calls).

A.21 DTMF control digits separator

Provision has been made to enter DTMF digits with a telephone number, and upon the called party answering the UE shall send the DTMF digits automatically to the network after a delay of 3 seconds ($\pm 20\%$). The digits shall be sent according to the procedures and timing specified in 3GPP TS 24.008 [13].

The first occurrence of the "DTMF Control Digits Separator" shall be used by the ME to distinguish between the addressing digits (i.e. the phone number) and the DTMF digits. Upon subsequent occurrences of the separator, the UE shall pause again for 3 seconds ($\pm 20\%$) before sending any further DTMF digits.

To enable the separator to be stored in the address field of an Abbreviated Dialling Number record in the SIM/USIM, the separator shall be coded as defined in 3GPP TS 31.102 [19]. The telephone number shall always precede the DTMF digits when stored in the SIM/USIM.

The way in which the separator is entered and display in the UE, is left to the individual manufacturer's MMI.

MEs which do not support this feature and encounter this separator in an ADN record of the SIM/USIM will treat the character as "corrupt data" and act accordingly.

A.22 Selection of directory number in messages

The Short Message Service (SMS), Cell Broadcast Service (CBS), Multimedia Message Service (MMS), Network Initiated USSD or Network Response to Mobile Originated USSD message strings may be used to convey a Directory Number, which the user may wish to call.

A.23 Last Numbers Dialed (LND)

The Last "N" Numbers dialed may be stored in the SIM/USIM and/or the ME. "N" may take the value up to 10 in the SIM/USIM. It may be any value in the ME. The method of presentation of these to the user for setting up a call is the responsibility of the UE but if these numbers are stored in both the SIM/USIM and the UE, those from the SIM/USIM shall take precedence.

A.24 Service Dialling Numbers

The Service Dialling Numbers feature allows for the storage of numbers related to services offered by the network operator/service provider in the SIM/USIM (e.g. customer care). The user can use these telephone numbers to make outgoing calls, but the access for updating of the numbers shall be under the control of the operator.

NOTE: No MMI is envisaged to be specified for these numbers and it is left to mobile manufacturer implementations.

A specific example of Service Dialling Numbers is the storage of mailbox dialling numbers on the SIM/USIM for access to mailboxes associated with Voicemail, Fax, Electronic Mail and Other messages.

A.25 Fixed number dialling

This feature provides a mechanism so that by the use of an electronic lock it is possible to place a bar on calling any numbers other than those pre-programmed in the SIM/USIM.

Under control of PIN 2, "Fixed Dialling Mode" may be enabled or disabled. The mode selected is stored in the SIM/USIM.

Fixed Dialling Numbers (FDNs) are stored in the SIM/USIM in the Fixed Dialling Number field. FDN entries are composed of a destination address/Supplementary Service Control. Destination addresses may have the format relevant to the bearer services/teleservices defined in [21] and [14]. FDN entries may take the function of an Abbreviated Dialling Number/Supplementary Service Control (ADN/SSC), Overflow and/or sub-address. Fixed Dialling Numbers stored in the SIM/USIM may contain wild card characters.

The Fixed Dialling feature is optional, however when Fixed Dialling Mode is enabled, an ME supporting the feature shall;

- Prevent the establishment of bearer services/teleservices to destination addresses which are not in FDN entries on a per bearer service/teleservice basis. The list of bearer services/teleservices excluded from the FDN check shall be stored in the SIM/USIM. Those bearer services/teleservices are characterised by their service code as described in [23]. For instance if the SMS teleservices is indicated in this list, SMS can be sent to any destination. By default, the ME shall prevent the establishment of any bearer service/teleservice to destination addresses which are not in FDN entries.
- Only allow modification, addition or deletion of Fixed Number Dialling entries under control of PIN2.
- Allow the establishment of bearer services/teleservice to destination addresses stored in FDN entries. For SMS, the Service Center address and the end-destination address shall be checked.
- Support the reading and substitution of wildcards in any position of an FDN entry, via the ME MMI.
- Allow the user to replace each wildcard of an FDN entry by a single digit, on a per call basis without using PIN2. The digit replacing the wildcard may be used for network access or supplementary service operation.
- Only allow Supplementary Service (SS) Control (in Dedicated or Idle mode) if the SS control string is stored as an FDN entry.
- Allow the extension of an FDN entry by adding digits to the Fixed Dialling number on a per call basis.
- Allow the emergency numbers (see Section 8.4) to be called, even if it is not an FDN entry.
- Allow normal access to ADN fields (i.e. allow ADN entries to be modified, added or deleted) and the keyboard.
- Allow use of ADNs subject to the FDN filter.

When FDN is disabled, an ME supporting FDN shall;

- Allow FDN entries to be read as though they were normal ADN entries.
- Only allow modification, addition or deletion of Fixed Number Dialling entries under control of PIN2.
- Allow normal access to ADN fields and the keyboard.

If the ME does not support FDN, the UE shall not allow the making of calls when Fixed Dialling is enabled in the USIM, and the UE shall not allow the making or receiving of calls when Fixed Dialling is enabled in the SIM. However, emergency calls (112 and other user defined emergency numbers) shall still be possible.

NOTE: Wildcards are stored on the SIM/USIM. The wildcard coding is given in 3GPP TS 31.102 [19].

A.26 Message Waiting Indication

A short message may be used to provide an indication to the user about the status and number of types of messages waiting on systems connected to the PLMN. The ME shall present this indication as an icon on the screen, or other MMI indication, and store the indication status on the SIM/USIM to allow the status to be retained through power off/on, SIM/USIM movement between UEs etc..

The ME shall be able to accept and acknowledge these message waiting status short messages irrespective of the memory available in the SIM/USIM.

Annex B (informative): Change history

Change history					
SMG No.	TDoc. No.	CR. No.	Section affected	New version	Subject/Comments
SMG#22	302/97	001	4.6 (Role Model)	3.1.0	SMG3 queried the separation of network operator into core and access, which, on examination, SMG1 find unhelpful
SMG#22	319/97 (SMG1 WPC 125/97)	002		3.1.0	Editorial Changes: FLMPPTS was replaced by IMT 2000, 2 new references given, additional clarifications.
SMG#22	320/97	003	8.5, 9.3, 9.5, 17	3.1.0	Changes on Emergency Calls, User identification, Multiple profiles and additional handover requirements.
After SMG#23	SMG1 433u/97 965/97	004		Draft 3.2.0	Based on Approved Changes at SMG#22 Distributed at SMG1 in Dresden Nov 3-7, 97 to be Approved at SMG#24
SMG#24	966/97	005	Sections 8, 9, 11	3.2.1	Restructuring of sections 8,9 and 11 to gather all requirements relating to multiple subscriptions into one section and to improve the clarity.
SMG#24	967/97	006	Section 8.1	3.2.1	To improve the accuracy of text on numbering principles and minor editorial change to section 8.1
SMG#27	98-0551	007	Section 4.6 and misc.	3.3.0	Removal of commercial role model from the specification in order to improve clarity
SMG#27	98-0552 (Not Approved)	008	New Section 18 (Not Applied)	3.3.0	To include requirements for network selection in service principles: NOT APPROVED > NOT APPLIED
Pre-SMG#28	(SMG1 Tdoc 98-0893) 99-040	008 r4 Rejected	New Section 18 Applied	[Draft 3.4.0]	Added Network Selection section - Agreed by correspondence - Jan 13, 1999 - <u>Prepared with CRs applied with revision marks</u>
SMG#27	98-0553	009	Section 4.3	3.3.0	To remove unnecessary reference to IN and B-ISDN
SMG#27	98-0682	010	Section 11	3.3.0	To improve the clarity of service requirements for multiple user profiles
Pre-SMG#28	(SMG1 Tdoc 98-0869) 99-040	011	Sections 1, 2, 3, 4, 9, 10, 12, 17	Draft 3.4.0	Clean up for UMTS phase 1 Agreed at SMG1 Rome
Pre-SMG#28	(SMG1 Tdoc 98-852) 99-040	012	Sections 3,8,9,11,14,15	Draft 3.4.0	Changes in IC card and terminal service requirements Agreed at SMG1 Rome
Pre-SMG#28	(SMG1 Tdoc 98-0894) 99-040	013r1	Section 3.2 & 4.3	Draft 3.4.0	Clarification of general requirements for efficient use of radio resources Agreed by correspondence - Jan 13, 1999 - <u>Prepared with CRs applied with revision marks</u>
NOTE				Draft 3.4.0	SMG1 agreed only
pre-SMG#28	99-040	015 Rejected	17	Draft 3.4.0	According to the outcome of the SMG 1 ad-hoc meeting on handover issues it is proposed that inter-operator handover is not required for UMTS phase 1. (rejected by smg#28)

Change history					
SMG No.	TDoc. No.	CR. No.	Section affected	New version	Subject/Comments
SMG#28	99-305	008r5	Revised Section 18	3.4.0	Network Selection presented at SMG#28 in 2201_008r4 was further revised and Approved at SMG#28.
NOTE				3.4.0	Removal of Section 12 on UPT with CR 011 causes a skip section from Section 11 to 13.

Change history											
TSG SA#	SA Doc.	SA1 Doc	Spec	CR	Rev	Rel	Cat	Subject/Comment	Old	New	WI
SP-03	SP-99104	S1-99202	22.101	A016		R99	B	Control of supplementary services (GSM 02.04), may use MMI procedures specified in GSM 02.30 and existing GSM MMI related MS features (GSM 02.07) may also be used.	3.4.0		
Post-SA#3			22.101			R99		Updated Logo, ...	3.5.0	3.5.1	
SP-04	SP-99229	S1-99387	22.101	021		R99	B	MultiNumbering: It will be possible for multiple MSISDNs to be associated with a single subscription.	3.5.0	3.6.0	
SP-04	SP-99226	S1-99395	22.101	020	7	R99	B	Emergency: To route the call to the appropriate emergency service if more than one emergency number is supported in a country.	3.5.0	3.6.0	
SP-05	SP-99439	S1-99737	22.101	025		R99	B	Support of SAT by USIM	3.6.0	3.7.0	
SP-05	SP-99439	S1-99816	22.101	024		R99	B	Clarification on the usage on 2G SIM and 3G USIM	3.6.0	3.7.0	
SP-05	SP-99435	S1-99851	22.101	022		R99	C	Clarification of Emergency Call requirements	3.6.0	3.7.0	
SP-06	SP-99524	S1-991031	22.101	029		R99	B	Emergency Call	3.7.0	3.8.0	
SP-06	SP-99527	S1-991038	22.101	028		R99	C	FDN	3.7.0	3.8.0	
SP-06	SP-99519	S1-991026	22.101	026		R99	D	Mainly editorial update for GSM/3GPP use.	3.7.0	3.8.0	
SP-07	SP-000060	S1-000112	22.101	030		R99	A	Support of encryption in GPRS mobile stations	3.8.0	3.9.0	
SP-07	SP-000070	S1-000137	22.101	031		R99	F	Fixed Dialing Number (FDN)	3.8.0	3.9.0	
SP-08	SP-000210	S1-000271	22.101	033		R99	D	Network selection procedures removed from section 16, reference to 22.011 added	3.9.0	3.10.0	
SP-08	SP-000200	S1-000350	22.101	035		R99	B	Emergency Calls and numbers used	3.9.0	3.10.0	
SP-08	SP-000201	S1-000362	22.101	038		R99	F	CS multimedia support	3.9.0	3.10.0	
SP-08	SP-000202	S1-000326	22.101	039		R99	F	Clarification for USIM Application selection	3.9.0	3.10.0	
SP-08	SP-000210	S1-000270	22.101	034		R00	D	Network selection procedures removed from section 16, reference to 22.011 added	3.9.0	4.0.0	
SP-08	SP-000200	S1-000351	22.101	036		R00	B	Emergency Calls and numbers used	3.9.0	4.0.0	
SP-08	SP-000213	S1-000352	22.101	037		R00	B	Emergency Call enhancements	3.9.0	4.0.0	
SP-09	SP-000383	S1-000603	22.101	040		R4	B	Multimedia messaging	4.0.0	4.1.0	
SP-09	SP-000383	S1-000605	22.101	041		R4	C	Service Management requirements	4.0.0	4.1.0	
SP-09	SP-000430	S1-000700	22.101	042	1	R4	F	General corrections and clarifications to 22.101 for Release 2000	4.0.0	4.1.0	
SP-09	SP-000383	S1-000598	22.101	046		R4	D	Editorial changes to 22.101 for Release 2000	4.0.0	4.1.0	
SP-09	SP-000430	S1-000698	22.101	047	1	R4	C	Numbering Principles	4.0.0	4.1.0	
SP-09	SP-000383	S1-000620	22.101	048		R4	C	Service evolution	4.0.0	4.1.0	
SP-09	SP-000391	S1-000573	22.101	049		R4	D	Emergency Call	4.0.0	4.1.0	
SP-09	SP-000405	S1-000649	22.101	050		R4	B	Text Conversation	4.0.0	4.1.0	
SP-09	SP-000383	S1-000625	22.101	043		R5	F	Classification of services	4.0.0	5.0.0	
SP-09	SP-000383	S1-000622	22.101	044		R5	B	IP multimedia services	4.0.0	5.0.0	
SP-09	SP-000383	S1-000621	22.101	045		R5	B	IP multimedia session for	4.0.0	5.0.0	

SP-09	SP-000430	S1-000699	22.101	051		R5	C	IM Number portability	4.0.0	5.0.0	
SP-09	SP-000430	S1-000701	22.101	052		R5	F	Introduction of IM CN	4.0.0	5.0.0	
SP-09	SP-000383	S1-000704	22.101	053		R5	F	Subscription	4.0.0	5.0.0	
SP-09	SP-000383	S1-000705	22.101	054		R5	F	Roaming	4.0.0	5.0.0	
SP-10	SP-000533	S1-000799	22.101	059		Rel-5	A	Deleting Encrypted USIM-ME interface	5.0.0	5.1.0	TEI4
SP-11	SP-010053	S1-010072	22.101	063		Rel-5	A	Handling of interactions between applications requiring the access to UE resources	5.1.0	5.2.0	Service Clean up R99
SP-11	SP-010054	S1-010208	22.101	065		Rel-5	A	PLMN name indication	5.1.0	5.2.0	TEI4
SP-11	SP-010055	S1-010179	22.101	067		Rel-5	A	CR to 22.101 on Introduction of CPHS features	5.1.0	5.2.0	UICC1-CPHS
SP-11	SP-010056	S1-010210	22.101	069		Rel-5	A	Display of service provider name in the UE	5.1.0	5.2.0	TEI4
SP-11	SP-010057	S1-010250	22.101	070		Rel-5	C	CR to 22.101 on Clarifications on IMS emergency call support	5.1.0	5.2.0	EMC1-PS
SP-12	SP-010262	S1-010505	22.101	072		Rel-5	A	Replacement of references to 23.121 for R4 onwards	5.2.0	5.3.0	TEI4
SP-12	SP-010258	S1-010574	22.101	073		Rel-5	C	Subscription and Provisioning	5.2.0	5.3.0	TEI5
SP-12	SP-010255	S1-010577	22.101	075		Rel-5	A	Addition of a Streaming paragraph	5.2.0	5.3.0	PSTREAM
SP-12	SP-010263	S1-010351	22.101	077		Rel-5	A	CS Multimedia fallback to speech	5.2.0	5.3.0	TEI4
SP-12	SP-010253	S1-010595	22.101	080		Rel-5	A	Clarification of PLMN Name Indication and Service Provider Name Indication feature.	5.2.0	5.3.0	SPANME
SP-13	SP-010441	S1-010832	22.101	084		Rel-5	A	Addition of a statement on parameter storage on the SIM/USIM.	5.3.0	5.4.0	TEI4
SP-13	SP-010436	S1-010889	22.101	086	1	Rel-5	F	Definition of Home Environment	5.3.0	5.4.0	VHE1
SP-15	SP-020052	S1-020609	22.101	087		Rel-5	B	CR 22.101 Rel.5 B Service change and fallback for UDI/RDI multimedia calls	5.4.0	5.5.0	SCUDIF
SP-15	SP-020049	S1-020510	22.101	088		Rel-5	C	CR to 22.101 on IMS access	5.4.0	5.5.0	43000
SP-15	SP-020051	S1-020613	22.101	089		Rel-5	C	CR to 22.101 on on USIM support in Rel-5 GSM only terminals	5.4.0	5.5.0	UICC1
SP-15	SP-020050	S1-020658	22.101	090		Rel-5	C	CR to 22.101 on Access to IMS services using ISIM Note: special dispensation was given by SA #15 to allow some leeway on the section numbering.	5.4.0	5.5.0	TEI/ISIM
SP-15	SP-020045	S1-020457	22.101	092	-	Rel-5	A	Editorial CR to correct terms and references	5.4.0	5.5.0	CORRECT
SP-15	SP-020126		22.101	093		Rel-5	F	Correction of references to obsolete SIP RFC 2543 IETF specification	5.4.0	5.5.0	IMS-CCR
SP-16	SP-020381		22.101	095	1	Rel-5	F	CR to 22.101 v5.5.0 on REL5 clean up	5.5.0	5.6.0	IMS
SP-16	SP-020255	S1-020848	22.101	096		Rel-6	D	CR to 22.101 v5.5.0 on Editorial for REL6	5.5.0	6.0.0	IMS
SP-17	SP-020557	S1-021849	22.101	103		Rel-6	F	Clarification of SIM support in Rel-6	6.0.0	6.1.0	TEI4
SP-17	SP-020557	S1-021755	22.101	104		Rel-6	B	CR to 22.101 Removal of implementation details for directory number in SMS and other services	6.0.0	6.1.0	TEI6
SP-17	SP-020557	S1-021775	22.101	105		Rel-6	F	CR to 22.101 Rel-6 Clean up of IMS Rel 6 to re-instate requirements	6.0.0	6.1.0	IMS
SP-18	SP-020658	S1-022064	22.101	107		Rel-6	B	CR to 22.101 on IMS number portability rev of 1909	6.1.0	6.2.0	IMS
SP-18	SP-020658	S1-022119	22.101	108		Rel-6	B	CR to 22.101 Rel 6 on Emergency calls	6.1.0	6.2.0	EMC1
SP-18	SP-020666	S1-022263	22.101	109		Rel-6	B	CR to 22.101 on WLAN interworking	6.1.0	6.2.0	WLAN
SP-18	SP-020651	S1-022340	22.101	113		Rel-6	A	CR to 22.101 on Support of SIM and USIM in REL-6	6.1.0	6.2.0	TEI5
SP-19	SP-030022	S1-030215	22.101	114	-	Rel-6	B	Simultaneous connection to 3GPP systems and I-WLANs	6.2.0	6.3.0	WLAN-CR

SP-19	SP-030035	S1-030269	22.101	115	-	Rel-6	B	Requirements for Network Sharing in Rel-6	6.2.0	6.3.0	NTShar-CR
SP-19	SP-030148	S1-030257	22.101	117	-	Rel-6	A	CR to 22.101 Rel 6 on SIM support	6.2.0	6.3.0	TEI5
SP-20	SP-030351		22.101	125	1	Rel-6	A	Alignment of Subscriber Identification requirements to current implementation	6.3.0	6.4.0	TEI5
SP-21	SP-030457	S1-030911	22.101	128	-	Rel-6	A	Clarification on USIM-based access to IMS	6.4.0	6.5.0	IMS
SP-21	SP-030492	S1-031049	22.101	132		Rel-6	C	Cleanup and modifications on identification of emergency numbers in 22.101 Rel-6	6.4.0	6.5.0	EMC1
SP-21	SP-030534	S1-031061	22.101	134	1	Rel-6	A	Support of Release 4 SIM in Release 6	6.4.0	6.5.0	TEI5
SP-22	SP-030700	S1-031339	22.101	135	-	Rel-6	B	Automatic Device Detection	6.5.0	6.6.0	TEI
SP-22	SP-030700	S1-031342	22.101	136	-	Rel-6	C	Correction of Core Network emergency call requirements	6.5.0	6.6.0	EMC1
SP-22	SP-030687	S1-031344	22.101	137	-	Rel-6	C	Clarification of emergency call requirements	6.5.0	6.6.0	EMC1
SP-22	SP-030790	-	22.101	141	-	Rel-6	A	Removal of unnecessary numbers from the ME default emergency number list (Rel-6)	6.5.0	6.6.0	EMC1
SP-23	SP-040084	S1-040198	22.101	145	-	Rel-6	A	Alignment to TS 31.102 on FDN/BDN unsupported terminal procedure.	6.6.0	6.7.0	TEI
SP-23	SP-040091	S1-040215	22.101	146	-	Rel-6	B	Improvements to Circuit Switched Video and Voice Service procedures	6.6.0	6.7.0	CS-VVS
SP-23	SP-040101	S1-040258	22.101	150	-	Rel-6	D	Extraction of redundant WLAN information – now in WLAN TS22.234	6.6.0	6.7.0	WLAN
SP-23	SP-040101	S1-040262	22.101	151	-	Rel-6	D	Extraction of redundant WLAN related simultaneous connection information [now in WLAN TS22.234]	6.6.0	6.7.0	WLAN
SP-24	SP-040288	S1-040427	22.101	152	-	Rel-6	F	Correction of UICC related text.	6.7.0	6.8.0	TEI
SP-24	SP-040292	S1-040537	22.101	154	-	Rel-6	F	Editorial Correction of R5 reference	6.7.0	6.8.0	IMS2
SP-24	SP-040301	S1-040513	22.101	153	-	Rel-7	B	Termination of location privacy override for emergency calls	6.7.0	7.0.0	LCS2; EMC1
SP-27	SP-050058	S1-050161	22.101	158	-	Rel-7	A	Clean-up in Core Network Operator Name Indication section (22.101)	7.0.0	7.1.0	NTShar
SP-27	SP-050059	S1-050252	22.101	160	-	Rel-7	A	Removal of Reference to TS 22.121	7.0.0	7.1.0	TEI7
SP-28	SP-050216	S1-050519	22.101	163	-	Rel-7	A	Clarification on optionality of Service Provider Name indication	7.1.0	7.2.0	TEI-6
SP-28	SP-050225	S1-050581	22.101	164	-	Rel-7	B	Voice call continuity requirements	7.1.0	7.2.0	VCC
SP-29	SP-050522	S1-050793	22.101	0165	-	Rel-7	F	Correction of emergency number example	7.2.0	7.3.0	TEI7
SP-29	SP-050522	S1-050873	22.101	0166	-	Rel-7	F	Requirements on the type of emergency	7.2.0	7.3.0	TEI7
SP-29	SP-050522	S1-050796	22.101	0167	-	Rel-7	C	Modification to chapter 4.2 on service capabilities	7.2.0	7.3.0	TEI7
SP-29	SP-050518	S1-050896	22.101	0168	-	Rel-7	F	Refinement of general description of VCC	7.2.0	7.3.0	VCC
SP-29	SP-050518	S1-050897	22.101	0169	-	Rel-7	C	Charging requirements for voice call continuity	7.2.0	7.3.0	VCC
SP-29	SP-050518	S1-050936	22.101	0171	1	Rel-7	C	Clarification of VCC Triggers	7.2.0	7.3.0	VCC
SP-29	SP-050522	S1-050906	22.101	0172	-	Rel-7	F	Clarification on the identification of emergency numbers	7.2.0	7.3.0	EMC1
SP-29	SP-050522	S1-050883	22.101	0173	-	Rel-7	B	Provisioning parameters stored on USIM	7.2.0	7.3.0	TEI7
SP-29	SP-050518	S1-050934	22.101	0174	-	Rel-7	C	Supplementary Service Requirements for VCC	7.2.0	7.3.0	VCC
SP-30	SP-050750	S1-051145	22.101	0176	-	Rel-7	F	Correcting reference to OMA DM and Client provisioning specifications	7.3.0	7.4.0	TEI7
SP-30	SP-050746	S1-051209	22.101	0177	-	Rel-7	F	Clarification of supplementary services requirements for VCC	7.3.0	7.4.0	VCC
SP-30	SP-050746	S1-051220	22.101	0178	-	Rel-7	F	Clarification of VCC Triggers	7.3.0	7.4.0	VCC

SP-30	SP-050737	S1-051236	22.101	0179	-	Rel-7	A	Introduction of Cell capability indicator	7.3.0	7.4.0	TEI6
SP-30	SP-050805	-	22.101	0180	1	Rel-7	B	Emergency sip uri to be stored in MT	7.3.0	7.4.0	EMC1
SP-31	SP-060034	S1-060173	22.101	0181	-	Rel-7	F	Clarification of the use of IMS emergency identifier	7.4.0	7.5.0	EMC1
SP-31	SP-060196	-	22.101	0184	1	Rel-7	B	Requirements on charging differentiation related to services rendering	7.4.0	7.5.0	TEI-7
SP-31	SP-060030	S1-060349	22.101	0185	-	Rel-7	F	Clarification on MO and MT call handling	7.4.0	7.5.0	TEI-7
SP-32	SP-060315	S1-060620	22.101	0190	-	Rel-7	F	Clarification of IMS voice service	7.5.0	7.6.0	VCC
SP-33	SP-060470	S1-060938	22.101	0196	-	Rel-7	F	Clarification on Domain Selection for MO and MT Operations	7.6.0	7.7.0	TEI7
SP-33	SP-060468	S1-060961	22.101	0198	1	Rel-7	F	Emergency calls and ISIM	7.6.0	7.7.0	EMC1
SP-34	SP-060766	S1-061422	22.101	0202	-	Rel-7	F	CR on Clarification request on VCC with CALL HOLD/CALL WAITING	7.7.0	7.8.0	VCC
SP-34	SP-060765	S1-061346	22.101	0203	-	Rel-7	F	Removal of IMS emergency call identifier	7.7.0	7.8.0	EMC1
SP-36	SP-070471	S1-070789	22.101	0208	3	Rel-7	B	Alignment CR: High Speed ME/UICC Interface, alignment with 3GPP CT rel-7	7.8.0	7.9.0	TEI7
SP-36	SP-070354	S1-070804	22.101	0213	1	Rel-7	A	Alignment of SPDI definition between TS22.101 and TS31.102	7.8.0	7.9.0	TEI5
SP-38	SP-070910	S1-071449	22.101	0245	-	Rel-7	C	AI 35-02, Alignment CR, IMS Emergency Call	7.9.0	7.10.0	EMC1
SP-41	SP-080491	S1-082368	22.101	0277	1	Rel-7	F	Emergency Call Feature Interaction	7.10.0	7.11.0	EMC1
SP-43	SP-090078	S1-090156	22.101	0304	1	Rel-7	F	Removing the requirement on call back for emergency call	7.11.0	7.12.0	TEI7

History

Document history		
V7.4.0	December 2005	Publication
V7.5.0	March 2006	Publication
V7.6.0	June 2006	Publication
V7.7.0	September 2006	Publication
V7.8.0	December 2006	Publication
V7.9.0	June 2007	Publication
V7.10.0	January 2008	Publication
V7.11.0	October 2008	Publication
V7.12.0	March 2009	Publication