

ETSI TS 122 105 V11.1.0 (2014-01)



Technical Specification

**Digital cellular telecommunications system (Phase 2+);
Universal Mobile Telecommunications System (UMTS);
LTE;
Services and service capabilities
(3GPP TS 22.105 version 11.1.0 Release 11)**



Reference

RTS/TSGS-0122105vb10

Keywords

GSM,LTE,UMTS

ETSI

650 Route des Lucioles
F-06921 Sophia Antipolis Cedex - FRANCE

Tel.: +33 4 92 94 42 00 Fax: +33 4 93 65 47 16

Siret N° 348 623 562 00017 - NAF 742 C
Association à but non lucratif enregistrée à la
Sous-Préfecture de Grasse (06) N° 7803/88

Important notice

Individual copies of the present document can be downloaded from:

<http://www.etsi.org>

The present document may be made available in more than one electronic version or in print. In any case of existing or perceived difference in contents between such versions, the reference version is the Portable Document Format (PDF). In case of dispute, the reference shall be the printing on ETSI printers of the PDF version kept on a specific network drive within ETSI Secretariat.

Users of the present document should be aware that the document may be subject to revision or change of status. Information on the current status of this and other ETSI documents is available at

<http://portal.etsi.org/tb/status/status.asp>

If you find errors in the present document, please send your comment to one of the following services:

http://portal.etsi.org/chaicor/ETSI_support.asp

Copyright Notification

No part may be reproduced except as authorized by written permission.
The copyright and the foregoing restriction extend to reproduction in all media.

© European Telecommunications Standards Institute 2014.
All rights reserved.

DECT™, **PLUGTESTS™**, **UMTS™** and the ETSI logo are Trade Marks of ETSI registered for the benefit of its Members.
3GPP™ and **LTE™** are Trade Marks of ETSI registered for the benefit of its Members and of the 3GPP Organizational Partners.
GSM® and the GSM logo are Trade Marks registered and owned by the GSM Association.

Intellectual Property Rights

IPRs essential or potentially essential to the present document may have been declared to ETSI. The information pertaining to these essential IPRs, if any, is publicly available for **ETSI members and non-members**, and can be found in ETSI SR 000 314: *"Intellectual Property Rights (IPRs); Essential, or potentially Essential, IPRs notified to ETSI in respect of ETSI standards"*, which is available from the ETSI Secretariat. Latest updates are available on the ETSI Web server (<http://ipr.etsi.org>).

Pursuant to the ETSI IPR Policy, no investigation, including IPR searches, has been carried out by ETSI. No guarantee can be given as to the existence of other IPRs not referenced in ETSI SR 000 314 (or the updates on the ETSI Web server) which are, or may be, or may become, essential to the present document.

Foreword

This Technical Specification (TS) has been produced by ETSI 3rd Generation Partnership Project (3GPP).

The present document may refer to technical specifications or reports using their 3GPP identities, UMTS identities or GSM identities. These should be interpreted as being references to the corresponding ETSI deliverables.

The cross reference between GSM, UMTS, 3GPP and ETSI identities can be found under <http://webapp.etsi.org/key/queryform.asp>.

Contents

Intellectual Property Rights	2
Foreword.....	2
Foreword.....	5
1 Scope	6
2 References	6
2.1 Normative references	6
2.2 Informative references.....	7
3 Definitions and abbreviations.....	7
3.1 Definitions	7
3.2 Abbreviations	8
4 Framework for the description of telecommunication services and applications.....	8
4.1 General	8
4.2 Basic telecommunication services.....	9
4.2.1 Bearer services.....	9
4.2.2 Teleservices	10
4.3 Supplementary services.....	10
4.4 Service Capabilities	10
5 Bearer Services.....	11
5.1 Definition of bearer services	11
5.2 Description of bearer services	11
5.2.1 Information transfer	11
5.2.2 Information Quality	12
5.3 Supported bit rates.....	13
5.4 Range of QoS requirements.....	14
5.5 Supported End User QoS	14
5.6 Radio Interface optimisation	16
5.7 Service Based QoS Control of IP based Services.....	17
5.8 QoS control for IP bearer service	17
5.9 Ability to effectively handle a variety of different types of IP traffic	17
5.10 IP address support	18
6 Teleservices.....	18
6.1 Definition of teleservices.....	18
6.2 Description of teleservices	18
6.3 Support of teleservices	19
6.4 Existing Teleservices supported by PLMN	20
6.4.1 Speech.....	20
6.4.2 Emergency Call	20
6.4.3 Short Message Service - Point to Point (SMS-PP)	20
6.4.4 Short Message Service - Cell Broadcast (SMS-CB).....	21
6.5 Internet Access	21
7 Supplementary Services	21
8 Service Capability features.....	21
8.1 Framework service capability features	22
8.2 Non-Framework service capability features.....	22
9 Standardised Protocols and Capabilities	23
9.1 Access protocols.....	24
9.2 Execution Environment	24
10 Access dependent services and features	25
11 Certificates	26

Annex A (informative):	Examples of services built from service capabilities features	27
Annex B (informative):	Description and analysis of communication schemes	28
B.1	Communication schemes.....	28
B.2	QoS related performance requirements for example end user applications	28
B.2.1	Performance requirements for conversational real-time.....	28
B.2.2	Performance requirements for Interactive Services.....	30
B.2.3	Performance requirements for streaming services.....	31
B.2.4	Performance requirements for Background applications.....	32
B.3	Adaptability and bearer service negotiation	32
Annex C (informative) :	Change history	33
History		35

Foreword

This Technical Specification (TS) has been produced by ETSI 3rd Generation Partnership Project (3GPP).

The present document may refer to technical specifications or reports using their 3GPP identities, UMTS identities or GSM identities. These should be interpreted as being references to the corresponding ETSI deliverables.

The cross reference between GSM, UMTS, 3GPP and ETSI identities can be found under <http://webapp.etsi.org/key/queryform.asp>.

The contents of the present document are subject to continuing work within the TSG and may change following formal TSG approval. Should the TSG modify the contents of this TS, it will be re-released by the TSG with an identifying change of release date and an increase in version number as follows:

Version x.y.z

where:

- x the first digit:
 - 1 presented to TSG for information;
 - 2 presented to TSG for approval;
 - 3 or greater indicates TSG approved document under change control.
- y the second digit is incremented for all changes of substance, i.e. technical enhancements, corrections, updates, etc.
- z the third digit is incremented when editorial only changes have been incorporated in the specification.

1 Scope

Existing systems have largely standardised the complete sets of bearer services, teleservices and supplementary services which they provide. 3GPP specifications specify service capabilities rather than services, allowing service differentiation and system continuity. This Technical Specification (TS) describes how and what kind of services the user has access to.

2 References

The following documents contain provisions which, through reference in this text, constitute provisions of the present document.

- References are either specific (identified by date of publication, edition number, version number, etc.) or non-specific.
- For a specific reference, subsequent revisions do not apply.
- For a non-specific reference, the latest version applies. In the case of a reference to a 3GPP document (including a GSM document), a non-specific reference implicitly refers to the latest version of that document *in the same Release as the present document*.

2.1 Normative references

- [1] 3GPP TS 22.001: "Principles of circuit telecommunication services supported by a Public Land Mobile Network (PLMN)".
- [2] 3GPP TS 02.002: "Circuit Bearer services supported by a Public Land Mobile Network (PLMN)".
- [3] 3GPP TS 22.003: "Circuit Teleservices supported by a Public Land Mobile Network (PLMN)".
- [4] 3GPP TS 22.004: "General on supplementary services".
- [5] 3GPP TS 22.038: "SIM toolkit Stage 1".
- [6] 3GPP TS 22.057: "Mobile Execution Environment (MExE); Service description; Stage 1".
- [7] 3GPP TS 22.060: "General Packet Radio Service (GPRS) stage 1".
- [8] 3GPP TS 22.078: "Customised Applications for Mobile network Enhanced Logic (CAMEL); Service definition - Stage 1".
- [9] 3GPP TS 22.101: "Service principles".
- [10] Void
- [11] 3GPP TS 22.135: "Multicall, stage 1".
- [13] 3GPP TS 33.102: "3G Security, Security Architecture".
- [14] 3GPP TS 23.107: "QoS Concept and Architecture; Stage 2".
- [15] Open Mobile Alliance (OMA): OMA-RD-Parlay_Service_Access-V1_0-20100427-A
- [16] 3GPP TS 22.340: "IP Multimedia System (IMS) messaging; Stage 1".

2.2 Informative references

- [12] ITU-T Recommendation F.700 (11/2000): "Framework recommendation for audio-visual/multimedia services".

3 Definitions and abbreviations

3.1 Definitions

For the purposes of this TS, the following definitions apply:

Basic telecommunication service : this term is used as a common reference to both bearer services and teleservices.

Bearer service : is a type of telecommunication service that provides the capability of transmission of signals between access points.

Call : a logical association between several users (this could be connection oriented or connection less).

Connection : is a communication channel between two or more end-points (e.g. terminal, server etc.).

Mobile termination : the mobile termination is the component of the user equipment which supports functions specific to management of the radio interface (Um).

Multimedia service : Multimedia services are services that handle several types of media. For some services, synchronisation between the media is necessary (e.g. synchronised audio and video). A multimedia service may involve multiple parties, multiple connections, and the addition or deletion of resources and users within a single call.

Nomadic Operating Mode : Mode of operation where the terminal is transportable but being operated while stationary and may in addition require user co-operation (e.g. close to open spaces, antenna setup...).

Quality of Service : the collective effect of service performances which determine the degree of satisfaction of a user of a service. It is characterised by the combined aspects of performance factors applicable to all services, such as;

service operability performance;

- service accessibility performance;
- service retention performance;
- service integrity performance; and
- other factors specific to each service.

Service Capabilities: Bearers defined by parameters, and/or mechanisms needed to realise services. These are within networks and under network control.

Service Capability Feature: Functionality offered by service capabilities that are accessible via the standardised application interface

Services: Services are made up of different service capability features.

Supplementary service : is a service which modifies or supplements a basic telecommunication service. Consequently, it cannot be offered to a user as a standalone service. It shall be offered together with or in association with a basic telecommunication service. The same supplementary service may be common to a number of basic telecommunication services.

Teleservice; is a type of telecommunication service that provides the complete capability, including terminal equipment functions, for communication between users according to standardised protocols and transmission capabilities established by agreement between operators.

3.2 Abbreviations

For the purposes of this TS, the following abbreviations apply;

BER	Bit Error Rate
CAMEL	Customised Application for Mobile network Enhanced Logic
DTMF	Dual Tone Multiple Frequency
TR	Technical Report
TS	Technical Specification
ETSI	European Telecommunications Standards Institute
FAX	Facsimile
FER	Frame Erasure Rate
GSM	Global System for Mobile Communications
GERAN	GSM / EDGE Radio Access Network.
HE	Home Environment
HSDPA	High Speed Downlink Packet Access
IN	Intelligent Network
ISDN	Integrated Services Digital Network
ITU	International Telecommunication Union
LCS	Location Services
MExE	Mobile Execution Environment
MMI	Man Machine Interface
MO	Mobile Origination
MT	Mobile Termination
PC	Personal Computer
PIN	Personal Identity Number
PNP	Private Numbering Plan
POTS	Plain Old Telephony Service
QoS	Quality of Service
USIM	User Service Identity Module
SMS	Short Message Service
SAT	SIM Application Toolkit
SN	Serving Network
SoLSA	Support of Localised Service Area
UE	User Equipment

4 Framework for the description of telecommunication services and applications

4.1 General

Telecommunication services defined by 3GPP specifications are the communication capabilities made available to users by home environment and serving network. A PLMN provides, in co-operation with other networks, a set of network capabilities which are defined by standardised protocols and functions and enable telecommunication services to be offered to users.

A service provision by a HE/SN to a user may cover the whole or only part of the means required to fully support the service.

The service classification and description which follow are independent of different possible arrangements for the ownership and provision to the user of the means required to support a service.

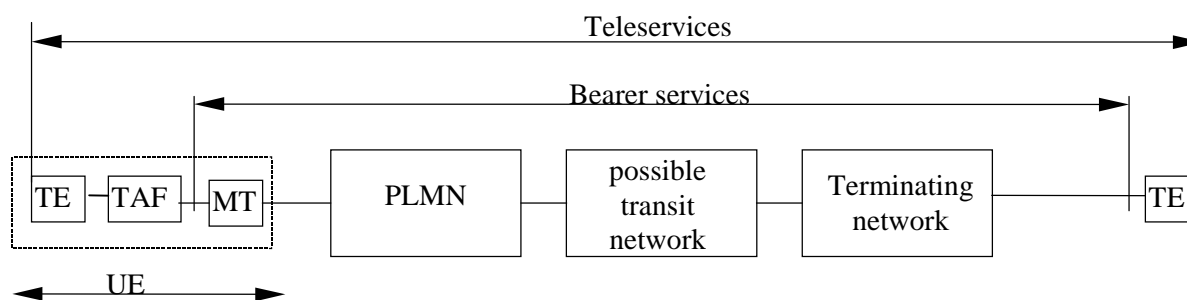
4.2 Basic telecommunication services

Basic telecommunication services are divided in two broad categories;

- bearer services, which are telecommunication services providing the capability of transmission of signals between access points;
- teleservices, which are telecommunication services providing the complete capability, including terminal equipment functions, for communication between users according to protocols established by agreement between network operators.

The communication link between the access points may consist of PLMN, one or more transit networks and a terminating network. The networks between the two access points typically use different means for bearer control.

Figure 1 illustrates these definitions.



UE: User Equipment
 MT: Mobile Termination
 TE: Terminal Equipment
 TAF: Terminal Adaption Function

NOTE 1: In order to limit the complexity of the figure, only one transit network is shown.

NOTE 2: The terminating network type may include a PLMN, either the originating one or another one.

NOTE 3: The bearer service terminates in the user equipment.

NOTE 4: The terminating network may be another network such as: PSTN, ISDN, IP networks/LANs and X.25

Figure 1: Basic telecommunication services supported by a PLMN

4.2.1 Bearer services

The characterisation of a bearer service is made by using a set of characteristics that distinguishes it from other bearer services. Particular values are assigned to each characteristic when a given bearer service is described and defined.

The service characteristics as they apply at a given reference point where the user accesses the bearer service.

In the general case networks between the two access points use different control mechanisms. In this case the bearer services of each network throughout the communication link have to be translated at the network interfaces to realize an end to end bearer service.

A list of definitions of attributes and values used for bearer services is contained in clause 5.

The bearer services are negotiable and can be used flexibly by applications.

4.2.2 Teleservices

Section 6 defines both standardised and non-standardised teleservices. Some teleservices are standardised because that interworking with other systems have been recognised as a requirement. Other teleservices will not be standardised. A decoupling between lower layer (i.e. bearer attributes) and higher layer capabilities will be necessary for the development of teleservices.

4.3 Supplementary services

A supplementary service modifies or supplements a basic telecommunication service. Consequently, it cannot be offered to a user as a stand alone service. It shall be offered together or in association with a basic telecommunication service. The same supplementary service may be applicable to a number of basic telecommunication services.

Two methods are used for the characterisation of supplementary services;

- The first method is used for the description of existing standardised supplementary services. These services are specified through the detailing of each of the operations involved in service provision and service usage (the provision/withdrawal, registration/erasure, activation/deactivation, invocation and interrogation operations). Clause 7 lists these services.
- The second method enables the provision of HE/SN specific supplementary services. To make this possible, services can be built using service capability features which are accessed via the standardised application interface.

A PLMN shall be able to handle multiple supplementary services within a call. Interactions shall be handled when several supplementary services are activated in the same call.. When multiple supplementary services can be activated concurrently, some prioritisation of the services will be necessary. Certain services may override or deactivate other services.

Interactions between operator specific supplementary services are not defined.

The following issues need consideration when interactions between services occur;

- Different phases of a call.
- A service spanning on more than one network.
- Service interactions that may occur between services offered to a single user, as well as between services offered to different interacting users.

NOTE: The methods defined for characterisation of services are description methods. They do not imply or restrict different implementations.

4.4 Service Capabilities

Service capabilities are based on functionality and mechanisms/toolkits such as provided by SAT [5], MExE [6], IN and CAMEL [8]. These service capabilities can be made visible to the applications through an application interface. See clause 8 for service capability features.

5 Bearer Services

5.1 Definition of bearer services

Bearer services provide the capability for information transfer between access points and involve only low layer functions. These functions are sometimes referred as low layer capabilities (in reference to OSI layers). The user may choose any set of high layer protocols for his communication and the PLMN does not ascertain compatibility at these layers between users.

In the general case a communication link between access points provides a general service for information transport. The communication link may span over different networks such as Internet, Intranets, LANs and ATM based transit networks, having network specific means for bearer control. Each network contributes to the end-to-end QoS perceived by the end-user.

PS and CS domains provide a specific set of bearer capabilities. The Circuit bearer services are described in 22.002 [2]. The packet services (GPRS) is described in 3GPP TS 22.060 [7]. Following chapters describe the overall requirements for both the CS and PS domain bearers and also for the bearers used by teleservices.

5.2 Description of bearer services

Bearer services are characterised by a set of end-to-end characteristics with requirements on QoS. The characteristics and requirements shall cover major network scenarios, i.e. the cases when the terminating network is PSTN, ISDN, IP networks/LANs, X.25 and a PLMN.

Quality of Service is the quality of a requested service (Teleservice or Bearer Service or any other service, e.g. customer care) as perceived by the customer (ITU-T M.xxxx). QoS is always meant end-to-end. Network Performance of several network elements of the originating and terminating network(s) contribute to the QoS as perceived by the customer including terminals and terminal attachments. In order to offer the customer a certain QoS the serving network need to take into account network performance components of their network, reflect the performance of the terminal and add sufficient margin for the terminating networks in case network performance requirements cannot be negotiated.

As far as the QoS to the subscriber is concerned network elements have to provide sufficient performance (reflecting possible performance constraints in terminating networks) so that the PLMN cannot be considered as a bottleneck.

This section outlines the requirements on bearer services in two main groups;

- Requirements on information transfer, which characterise the networks transfer capabilities for transferring user data between two or more access points.
- Information quality characteristics, which describe the quality of the user information transferred between two or more access points.

It shall be possible to negotiate / re negotiate the characteristics of a bearer service at session / connection establishment and during an on going session / connection.

It shall be possible to allocate a particular QoS to any specific service of the user. The association between services and QoS can be handled either network based or UE based. In the case of a UE based association it shall be possible to be programmed by the Home Environment operator into the ME or the USIM. If the association exists in the UE the specific QoS for the invoked service shall be requested at session / connection establishment.

5.2.1 Information transfer

Connection oriented / connectionless services

Both Connection oriented and connectionless services shall be supported.

Traffic type: It is required that the bearer service provides one of the following:

- guaranteed/constant bit rate,
- non-guaranteed/dynamically variable bit rate, and
- real time dynamically variable bit rate with a minimum guaranteed bit rate.

Real time and non real time applications shall be supported.

- Real time video, audio and speech shall be supported. This implies the:
 - ability to provide a real time stream of guaranteed bit rate, end to end delay and delay variation.
 - ability to provide a real time conversational service of guaranteed bit rate, end to end delay and delay variation.
- Non real time interactive and file transfer service shall be supported. This implies the:
 - ability to support message transport with differentiation as regards QoS between different users.
- Multimedia applications shall be supported. This implies the:
 - ability to support several user flows to/from one user having different traffic types (e.g. real time, non real time)

Traffic characteristics

It shall be possible for an application to specify its traffic requirements to the network by requesting a bearer service with one of the following configurations

1) Point-to-Point

- Uni-Directional
- Bi-Directional
 - Symmetric
 - Asymmetric

2) Uni-Directional Point-to-Multipoint

- Multicast
- Broadcast

A multicast topology is one in which sink parties are specified before the connection is established, or by subsequent operations to add or remove parties from the connection. The source of the connection shall always be aware of all parties to which the connection travels.

A broadcast topology is one in which the sink parties are not always known to the source. The connection to individual sink parties is not under the control of the source, but is by request of each sink party.

NOTE: Point-to-multipoint services are not supported by release 99 specifications.

In the case of a mobile termination with several active bearer services simultaneously, it shall be possible for each bearer service to have independent configurations and source/sink parties.

5.2.2 Information Quality

Information quality characterises the bit integrity and delay requirements of the applications.

Other parameters may be needed.

Maximum transfer delay

Transfer delay is the time between the request to transfer the information at one access point to its delivery at the other access point. In clause 5.5 requirements on maximum transfer delay is defined.

Delay variation

The delay variation of the information received information over the bearer has to be controlled to support real-time services. The possible values for delay variation are not a limited set, but a continuous range of values.

Bit error ratio

The ratio between incorrect and total transferred information bits. The possible values for Bit error ratio are not a limited set, but a continuous range of values.

Data rate

The data rate is the amount of data transferred between the two access points in a given period of time.

5.3 Supported bit rates

It shall be possible for one application to specify its traffic requirements to the network by requesting a bearer service with any of the specified traffic type, traffic characteristics, maximum transfer delay, delay variation, bit error ratios & data rates. It shall be possible for the network to satisfy these requirements without wasting resources on the radio and network interfaces due to granularity limitations in bit rates.

It shall be possible for one mobile termination to have several active bearer services simultaneously, each of which could be connection oriented or connectionless.

The only limiting factor for satisfying application requirements shall be the cumulative bit rate per mobile termination at a given instant (i.e. when summing the bit rates of one mobile termination's simultaneous connection oriented and connectionless traffic, irrespective of the traffic being real time or non real time) in each radio environment:

- At least 144 kbits/s in satellite radio environment (Note 1).
- At least 144 kbits/s in rural outdoor radio environment.
- At least 384 kbits/s in urban/suburban outdoor radio environments.
- Greater than 2 Mbits/s in urban/suburban outdoor radio environments (Note 2 and 3).
- At least 2048 kbits/s in indoor/low range outdoor radio environment. (Note 2)
- Greater than 2 Mbits/s in indoor/low range outdoor radio environment (Note 2 and 3).

NOTE 1: This Peak Bit Rate may only be achieved in a nomadic operating mode.

NOTE 2: Not supported by GERAN.

NOTE 3: Peak instantaneous rate for UTRAN supporting HSDPA.

5.4 Range of QoS requirements

It shall be possible for one application to specify its QoS requirements to the network by requesting a bearer service with any of the specified traffic type, traffic characteristics maximum transfer delay, delay variation, bit error ratios & data rates.

The following table indicates the range of values that shall be supported. These requirements are valid for both connection and connectionless traffic. It shall be possible for the network to satisfy these requirements without wasting resources on the radio and network interfaces due to granularity limitations in QoS.

	Real Time (Constant Delay)	Non Real Time (Variable Delay)
Operating environment	BER/Max Transfer Delay	BER/Max Transfer Delay
Satellite (Terminal relative speed to ground up to 1000 km/h for plane)	Max Transfer Delay less than 400 ms BER 10-3 - 10-7 (Note 1)	Max Transfer Delay 1200 ms or more (Note 2) BER = 10-5 to 10-8
Rural outdoor (Terminal relative speed to ground up to 500 km/h) (Note 3)	Max Transfer Delay 20 - 300 ms BER 10-3 - 10-7 (Note 1)	Max Transfer Delay 150 ms or more (Note 2) BER = 10-5 to 10-8
Urban/ Suburban outdoor (Terminal relative speed to ground up to 120 km/h)	Max Transfer Delay 20 - 300 ms BER 10-3 - 10-7 (Note 1)	Max Transfer Delay 150 ms or more (Note 2) BER = 10-5 to 10-8
Indoor/ Low range outdoor (Terminal relative speed to ground up to 10 km/h)	Max Transfer Delay 20 - 300 ms BER 10-3 - 10-7 (Note 1)	Max Transfer Delay 150 ms or more (Note 2) BER = 10-5 to 10-8
NOTE 1: There is likely to be a compromise between BER and delay.		
NOTE 2: The Max Transfer Delay should be here regarded as the target value for 95% of the data.		
NOTE 3: The value of 500 km/h as the maximum speed to be supported in the rural outdoor environment was selected in order to provide service on high speed vehicles (e.g. trains). This is not meant to be the typical value for this environment (250 km/h is more typical).		

5.5 Supported End User QoS

This section outlines the QoS requirements that shall be provided to the end user / applications and describes them as requirements between communicating entities (i.e. end to end). The QoS values in the tables represent end to end performance, including mobile to mobile calls and satellite components. Delay values represent one -way delay (i.e. from originating entity to terminating entity). The values included in the following tables are commonly accepted values from an end-user viewpoint [12]. The delay contribution within the mobile network should be kept to minimum since there may be additional delay contributions from external networks.

Figure 2 below summarises the major groups of application in terms of QoS requirements. Applications and new applications may be applicable to one more groups. However, there is no strict one-to-one mapping between the groups of application/service defined in this TS and the traffic classes as defined in TS 23.107 [14]. For instance, an Interactive application/service can very well use a bearer of the Conversational traffic class if the application/service or the user has tight requirements on delay.

Error tolerant	Conversational voice and video	Voice messaging	Streaming audio and video	Fax
Error intolerant	Telnet, interactive games	E-commerce, WWW browsing,	FTP, still image, paging	E-mail arrival notification
	Conversational (delay <<1 sec)	Interactive (delay approx 1 sec)	Streaming (delay <10 sec)	Background (delay >10 sec)

Figure 2: Summary of applications in terms of QoS requirements

The following tables further elaborate end user / application QoS requirements.

Table 1: End-user Performance Expectations - Conversational / Real-time Services

Medium	Application	Degree of symmetry	Data rate	Key performance parameters and target values		
				End-to-end One-way Delay	Delay Variation within a call	Information loss
Audio	Conversational voice	Two-way	4-25 kb/s	<150 msec preferred <400 msec limit Note 1	< 1 msec	< 3% FER
Video	Videophone	Two-way	32-384 kb/s	< 150 msec preferred <400 msec limit Lip-synch : < 100 msec		< 1% FER
Data	Telemetry - two-way control	Two-way	<28.8 kb/s	< 250 msec	N.A	Zero
Data	realtime games	Two-way	< 60 kb/s Note 2	< 75 msec preferred	N.A	< 3% FER preferred, < 5% FER limit Note 2
Data	Telnet	Two-way (asymmetric)	< 1 KB	< 250 msec	N.A	Zero

NOTE 1: The overall one way delay in the mobile network (from UE to PLMN border) is approximately 100msec.

NOTE 2: These values are considered the most demanding ones with respect to delay requirements (e.g. supporting First Person Shooter games). Other types of games may require higher or lower data rates and more or less information loss but can tolerate longer end-to-end delay

Table 2: End-user Performance Expectations - Interactive Services

Medium	Application	Degree of symmetry	Data rate	Key performance parameters and target values		
				One-way Delay	Delay Variation	Information loss
Audio	Voice messaging	Primarily one-way	4-13 kb/s	< 1 sec for playback < 2 sec for record	< 1 msec	< 3% FER
Data	Web-browsing - HTML	Primarily one-way		< 4 sec /page	N.A	Zero
Data	Transaction services – high priority e.g. e-commerce, ATM	Two-way		< 4 sec	N.A	Zero
Data	E-mail (server access)	Primarily One-way		< 4 sec	N.A	Zero

Table 3: End-user Performance Expectations - Streaming Services

Medium	Application	Degree of symmetry	Data rate	Key performance parameters and target values		
				Start-up Delay	Transport delay Variation	Packet loss at session layer
Audio	Speech, mixed speech and music, medium and high quality music	Primarily one-way	5-128 kb/s	< 10 sec	< 2sec	< 1% Packet loss ratio
Video	Movie clips, surveillance, real-time video	Primarily one-way	20-384 kb/s	< 10 sec	<2 sec	< 2% Packet loss ratio
Data	Bulk data transfer/retrieval , layout and synchronisation information	Primarily one-way	< 384 kb/s	< 10 sec	N.A	Zero
Data	Still image	Primarily one-way		< 10 sec	N.A	Zero

5.6 Radio Interface optimisation

The following requirements shall lead the radio interface optimisation process;

- support of high bit rate (around the Peak Bit Rate), bursty, asymmetric, non-real time bearer capabilities;
- support of high bit rate (around the Peak Bit Rate), bursty, asymmetric, real time bearer capabilities;
- the ability to extend or reduce the bandwidth associated with a bearer capability in order to adapt to bit rate or radio condition variations, and to add or drop service components.

However, the services provided by existing systems (speech in particular) shall be supported in a spectrally efficient manner (at least as efficiently as included in GSM specifications) for the same quality of service.

In order to allow the support of flexible, bandwidth on demand services, bearer services should be provided with the finest possible granularity that can be efficiently supported.

5.7 Service Based QoS Control of IP based Services

Many IP based services and applications will negotiate the resources required in an end to end manner on the application level. It is essential for the PLMN to provide the capability of ensuring that the resources provided and charged for shall be in line with that authorized by the service and subscription.

The PLMN

- shall be able to dynamically allocate QoS according to service needs and subscription information.
- shall be able to give differentiated policing for the traffic within an APN. That is, the policing shall be on a per service flow basis (i.e. on the basis of specific flows of IP packets identified by the service).
- shall control the requested QoS parameters based on the invoked service needs and subscription information.
- shall facilitate service-flow level charging.

Any solution:

- shall support roaming users
- should minimise UE dependencies and optimize usage of network resources

5.8 QoS control for IP bearer service

In order to have efficient use of radio resources shared amongst terminals, it shall be possible for a PLMN to apply a limit to the cumulative bit rate per subscriber at a given instant for non-real time services (i.e. when summing the bit rates of one subscriber's simultaneous non-real time traffic).

5.9 Ability to effectively handle a variety of different types of IP traffic

The PLMN shall support both IPv4 and IPv6 connectivity. IPv4 only, IPv6 only and dual mode (IPv4/IPv6) terminals should be supported. Interworking between terminals, servers and access systems supporting different versions of IP shall be possible. Mobility between access systems supporting different IP versions shall be supported with minimal network/terminal impacts.

The PLMN shall support simultaneous IPv4 and IPv6 usage for a single bearer connecting to the same PDN through the same APN.

The operator shall be able to control whether or not an IPv4 only terminal is allowed access to the network.

Service continuity of subscriber IP sessions shall be supported during UE handovers from one IP access network to another IP access network, regardless of whether the new IP access network supports the same version of IP as the old IP access network.

The PLMN shall be able to handle user-to-server traffic, user-to-user traffic and user-to-group traffic.

The PLMN shall be able to handle different types of IP traffic, such as real-time (e.g. VoIP), non-real time traffic (e.g. Web browsing), and mission critical traffic (e.g. M-Commerce).

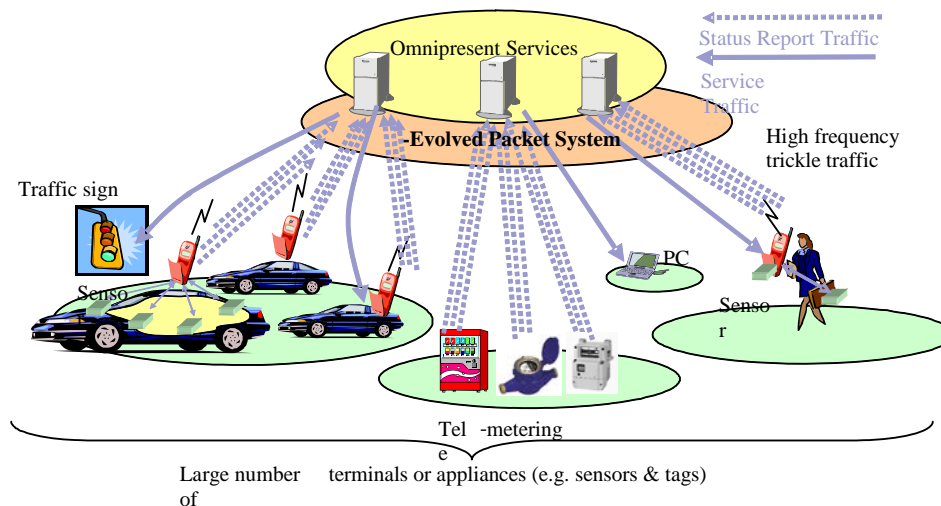


Figure 1: Traffic models of omnipresent services

5.10 IP address support

The PLMN shall have the ability to support both private and public IPv4 and IPv6 addresses. User device IP addresses should normally be allocated dynamically by the network operator and managed without user intervention. For business critical applications, and for firewall configuration simplification purposes, it shall be possible for a user to be allocated a static IP address; the static address shall be assigned by the network operator. Details of an assigned static IP address shall be maintained with the subscriber's records in the HLR/HSS.

6 Teleservices

6.1 Definition of teleservices

Teleservices provide the full capabilities for communications by means of terminal equipment, network functions and possibly functions provided by dedicated centres.

6.2 Description of teleservices

The basic reference for the description of teleservices is the ITU-T F.700 [12] recommendation. F.700 provides a generic, network independent, description of multimedia services. The methodology used covers both single media and multimedia services, the single media services being a particular type of multimedia services. Multimedia services are classified into categories with similar functional characteristics. The six categories are multimedia conference services, multimedia conversational services, multimedia distribution services, multimedia retrieval services, multimedia messaging services and multimedia collection services.

The rest of clause 6 describes the teleservices and options that shall be provided.

A teleservice can be viewed as set of upper layer capabilities utilising the lower layer capabilities described by the set of attributes in clause 5.

Multimedia teleservices support the transfer (and in some case retrieval, messaging, distribution) of several types of information (service components). For this reason, there are service attributes (relating to all the components of a teleservice) and service component attributes (relating to only one service component).

6.3 Support of teleservices

The realisation of teleservices requires the association of terminal and network capabilities. In the terminals and in the network, both upper layer capabilities and lower layer capabilities are necessary. The term upper layer capabilities is used because it relates to the OSI upper layers. Decoupling between upper layers and lower layers (transfer) is required. Even if this de-coupling may impact radio interface optimisation, it is nevertheless the only way of designing a system that is not outdated;

- Each time the information rate associated with an already supported teleservice is decreased by more efficient source coding techniques.
- Each time a new service is introduced that requires transfer capabilities not used by currently available teleservices.

Taking the example of two application that exchange information through a teleservice, the upper layer capabilities can be located in various places;

- In the two terminals if the two applications are connected to a PLMN.




Figure 2: PLMN teleservice

In the terminal of the application connected to a PLMN and in the upper layer interworking unit that is at the border of the PLMN and the target network if one application is connected to a PLMN and the other one is connected to another type of system. The upper layer interworking unit makes the adaptation between the PLMN and the target network at a service level.

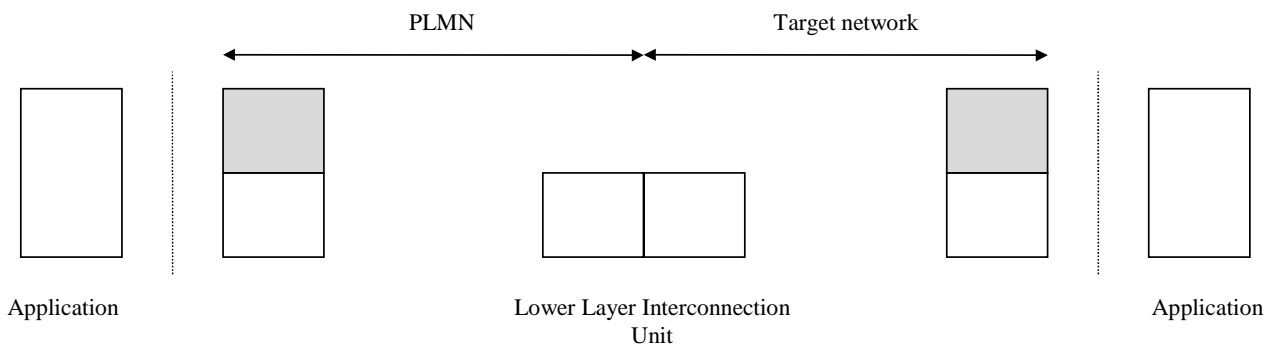


Figure 3; Teleservice with upper layer interworking

In the terminal of the application connected to a PLMN and in the terminal of the application connected to a target network if one application is connected to a PLMN and the other one is connected to another type of system, but only lower layer interconnecting unit is used at the border of the two networks. In this case, the interconnecting unit makes the adaptation between the PLMN and the target network at the transmission level.

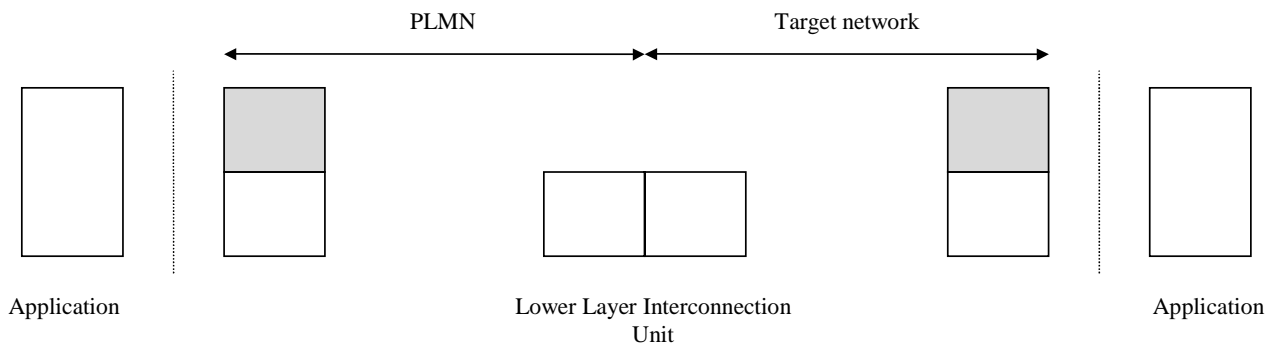


Figure 4; Teleservice with lower layer interworking

6.4 Existing Teleservices supported by PLMN

The subset of standardised teleservices shall be supported for interworking with teleservices provided on other networks. The means to support the following set of teleservices will be standardised:

- Speech;
- Emergency call;
- Short message service;

3GPP TS 22.003 [3] describes the circuit teleservices.

6.4.1 Speech

The speech service as defined in international standards should be supported. The international reference for the speech is ITU E.105 recommendation. Networks should contain interworking units which allow calls to be received from or destined to users of existing networks like PSTN or ISDN. This will include interworking units for generation of DTMF or other tones (the entire DTMF tone set would at minimum be available) and detection of DTMF tones.

A default speech codec shall be specified to provide speech service. The selected speech codec shall be capable of operating with minimum discernible loss of speech on handover between the GERAN and UTRAN.

6.4.2 Emergency Call

This service will use a speech component and may additionally include a data component. There are however compared to telephony reduced authentication requirements and a requirement for specific routing. Additionally Emergency Calls may have higher priority than normal calls. See 3GPP TS 22.101[9] for further details.

6.4.3 Short Message Service - Point to Point (SMS-PP)

A short message service point to point shall be supported. The short message service shall be provided seamlessly (as far as the user or the users terminal equipment is concerned) across the UTRAN and GERAN. A UE may, and the network shall, support the transport of SMS over WLAN and other IP Connectivity Access Networks (IP-CANs).

When short message services are transported over a generic IP-CAN:

- appropriate security mechanisms shall be supported;
- users registered from an SMS-capable UE will receive the SMS service over a generic IP-CAN while maintaining the format and functionality of SMS messages;
- the UE shall indicate its ability to send/receive SMS messages at registration;
- existing services that use SMS functionality shall not be degraded;
- the user experience shall be the same as across UTRAN and GERAN access.

Users registered from a UE capable of using another messaging service such as Immediate Messaging but not registered to receive the SMS service over a generic IP-CAN, will receive the SMS service using the other messaging service when service-level interworking is provided and if operator policy allows it. In case operator policy does not allow service-level interworking, then the message may be transported over CS or PS.

NOTE: The requirements for SMS-Immediate Messaging service-level interworking are defined in the 3GPP TS 22.340 [16].

When the sender's identity is verified by the network operator, it shall be possible to convey this information as well as the verified identity of the sender (e.g. sender name), together with the SMS message, to the recipient.

6.4.4 Short Message Service - Cell Broadcast (SMS-CB)

A short message service cell broadcast shall be provided seamlessly (as far as the user or the users terminal equipment is concerned) across the UTRAN and GERAN.

6.5 Internet Access

3GPP specifications shall provide the means to interwork with external data networks. This interworking shall satisfy, within the constraints introduced by the mobile radio environment, the QoS requirements of the interworked-with network. The Internet is seen as the most important interworked-with network, therefore the specification of an optimised access to Internet will be part of the 3GPP specifications. The most important benefits achieved by the definition of Internet Access would be:

- Optimised transmission of IP traffic over the radio interface to minimise the amount of information transmitted.
- Optimised usage of encryption protocols/algorithms over the radio interface.
- Inter-operation of QoS mechanisms.

For the purposes of optimised access to Internet one or more of the generic bearers will be used. The QoS mechanisms defined for packet access mode will be harmonised with those defined for Internet (e.g. Differentiated Services).

7 Supplementary Services

Supplementary services are used to complement and personalise the usage of basic telecommunication services (bearer services and teleservices). The capabilities standardised shall enable all the supplementary services specified in 3GPP TS 22.004 [4] to be provided.

8 Service Capability features

Services Capability Features are open, technology independent building blocks accessible via a standardised application interface. This interface shall be applicable for a number of different business and applications domains (including besides the telecommunication network operators also service provider, third party service providers acting as HE-VASPs, etc.).

All of these businesses have different requirements, ranging from simple telephony and call routing, virtual private networks, fully interactive multimedia to using UE based applications.

The service capability features shall enable applications to make use of the service capabilities (e.g. CAMEL, MExE, etc) of the underlying network in an open and secure way.

Application/Clients access the service capability features via the standardised application interface. This means that a single service capability feature is accessible and visible to application/clients via the method/operation invocations in the interface.

Two different types of service capability features can be distinguished:

- **Framework service capability features:** these shall provide commonly used utilities, necessary for the non-framework service capability features to be accessible, secure, resilient and manageable.
- **Non-Framework service capability features:** these shall enable the applications to make use of the functionality of the underlying network capabilities (e.g. User Location service capability features).

For further information see OMA Parlay Service Access Requirements [15].

8.1 Framework service capability features

Framework service capability features will be used e.g. for authentication, registration, notification, etc. and provide functionality that is independent of any particular type of service. Other commonly used service capability features may be added later.

Examples of Framework Service Capability features are (OMA Parlay Service Access Requirements [15]):

- Authentication
- User-Network Authentication
- Application-Network Authentication
- User-Application Authentication
- Authorisation
- Application-Network Authorisation
- User-Application Authorisation
- Registration
- Discovery
- Notification.

8.2 Non-Framework service capability features

The Non-Framework service capability features represent the total collection of service capability features that are not included in the Framework. These non-framework service capability features enable the application to make use of the functionality provided by the network and service capabilities.

Service capability features shall be defined as much as possible in a generic way to hide the network specific implementation. To achieve this, it is necessary to identify the functionality that is provided by more than one service capabilities. For example, User Location can be produced in several underlying ways. This functionality can be captured once when defined the service capability features in a generic way. It is important that the generic part becomes as large as possible.

When applications use the generic service capability features, these applications become independent of (portable over) underlying service capabilities. Applications shall however still be able to request service capability features specific to a service capability (e.g. Call Setup from CAMEL). This will increase dependency of the used service capability.

Examples of Non-Framework service capability features are (OMA Parlay Service Access Requirements [15]):

- Session Control
- Security/Privacy
- Address Translation
- Location

The precision of the location shall be network design dependent, i.e. an operator choice. This precision may vary from one part of a network to another. It may be chosen to be as low as hundreds of meters in some place and as accurate as 5 meters in other place. It is required that a minimum precision of around 50 meters can be achieved in all types of terrestrial radio environment. Technical issues may constrain the precision to be mobile state dependent as well (mobile idle / mobile in communication). Several design optional features (e.g. size of the cell, adaptive antenna technique, path loss estimation technique...) shall allow the network operator to reach cost effectively the target precision.

Because there may be very different uses of the location information;

- It shall be possible to make the information available to the user, HE/SN and value added service providers. The user shall be able to restrict access to the location information (permanently or on a per call basis). The restriction can be overridden by the network operator when appropriate (e.g. emergency calls).
- It shall be possible to set the delay to get the location information (the situation is quite different whether the information is needed for call routing or if it is needed by a user application).
- It shall be possible to select the frequency of the location information update.
- to identify and report when the user's terminal enters or leaves a specified geographic area.
- It shall be possible to specify the area as a circular zone (centre and radius) to a resolution that will be limited by the accuracy capability of the part of the serving network where the user is registered.
- User Status
- Terminal Capabilities
- Messaging
- Data Download
- User Profile Management
- Charging

9 Standardised Protocols and Capabilities

This clause introduces a list of standardised protocols and capabilities that shall be supported for the control and creation of services. The access protocols and the execution environment described below are essential.

9.1 Access protocols

The access protocols shall allow the support of multimedia services. These services are characterised by the ability to dynamically change the number of participants and the number of connections during a call. The characteristics of the connections (confer the list of attributes used to describe a connection) may differ from one connection to another. They are negotiated during call set-up. They may be independently and dynamically re-negotiated on application (the telecommunication requirements of the application changes) or network initiative (change of network load conditions, during a handover procedure) during the call.

The application may require synchronisation between some of the connections. Later, this synchronisation shall not be lost during handover procedures.

Whenever a call is terminated in other types of networks, the negotiation shall take into account the limitations of these networks. Interworking shall be possible with PLMN, PSTN, ISDN and Internet networks. The access protocols shall allow a user equipment to have several calls active simultaneously.

9.2 Execution Environment

The execution environment is a set of standardised capabilities that shall allow the support of HE/SN specific services (i.e. both applications, teleservices and supplementary services). The execution environment shall be distributed between the IC card, terminal and network nodes. The terminal and the serving network capabilities shall be the only limiting factor for the support of the services designed to run on the execution environment. The execution environment is composed of the following building blocks;

- A standardised content description language for support of HE/SN specific user interfaces (both for information output and user input). This is intended only for platforms which are terminals.
- A standardised procedural language for support of HE/SN specific scripts. This language shall be common to all types of platforms. The scripts could be used for e.g. improving the user interface, adding new features to the terminal like the latest version of a codec, controlling the execution of a service.
- Standardised application programming interfaces for opening platform resources and capabilities to the scripts written with the standardised procedural language. These interfaces would be platform type dependent. The interfaces shall include primitives for accessing to the basic control functions, as illustrated on the figures 5 and 6 below.

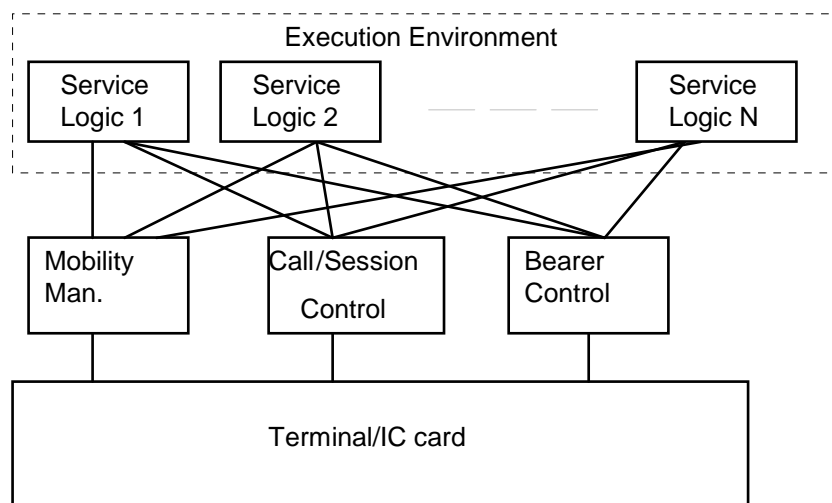


Figure 5: Execution Environment in the User Equipment

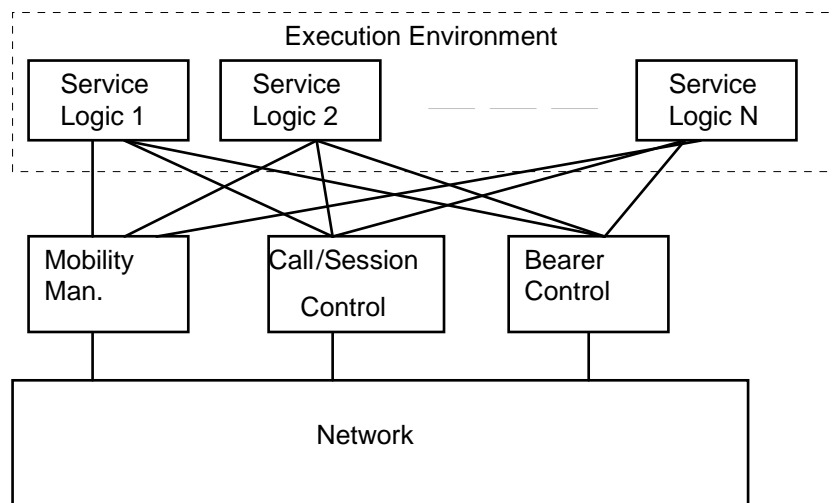


Figure 6: Execution Environment in the Network

- Call states, messages, information elements, values of information elements shall serve as triggers for subsequent interaction with service logic. The list of triggers shall incorporate those provided by CAMEL, SIM Toolkit, MExE.
- Means to turn triggers on and off, and associate them with service logic will be standardised.
- A standardised certification scheme and security model with several levels of trusts in order to control the scripts access rights to the platform resources and capabilities. This would be used to allow e.g. the SP and the HE only to access to SIM/USIM data.
- Standardised protocols for allowing the download of content description pages and scripts in the platform.

10 Access dependent services and features

This section describes the features that will be dependent on the mode of radio access.

In general different access networks provide different capabilities with different QoS.

- Multicall, as specified in 3GPP TS 22.135 [11], is supported only via UTRAN.
- Packet switched traffic using GPRS over GERAN will have a maximum rate in the order of 384kb/sec.
- Packet switched traffic using UTRAN will have a maximum rate in the order of 2Mb/sec.
- Packet switched traffic using HSDPA provides very high speed downlink packet access over the air interface supporting streaming, interactive and background packet data services etc. HSDPA will support packet data services in urban environments and indoor environments. However HSDPA service support is not be limited to these environments. HSDPA will be optimised at speeds typical of urban environments but shall apply at other speeds also. Full mobility will be supported, i.e., mobility should be supported for high-speed cases also, but optimisation should be for low-speed to medium-speed scenarios.
- ASCI teleservices, 3GPP TS 22.003 [3] are only available in GERAN A/Gb mode of operation.
- SoLSA feature is only available in GERAN A/Gb mode of operation.
- The accuracy of the determination of location may differ between the various access technologies.
- At GERAN reception of CBS messages for a UE is not supported if it is connected in the CS domain or in the PS domain when data is currently transmitted.
- Transparent (T) mode of facsimile, as specified in 3GPP TS 22.003 [3], is only supported by GERAN A/Gb mode of operation.
- Non-transparent (NT) mode of facsimile, as specified in 3GPP TS 22.003 [3], is only supported by UTRAN.

- There are some differences at data rates and interworking scenarios between GERAN and UTRAN support of circuit bearer services . For further details see 3GPP TS 22.002 [2].

11 Certificates

Certificates may be used for a global scale authorization infrastructure for various applications and services based on the 3GPP system security architecture. Services may be provided by parties that are not necessarily trusted by the cellular operators nor by cellular subscribers. Therefore technical means to securely deliver and authenticate services from other parties are necessary. For 3GPP, only the certificates issued by operators are relevant. There are two types of such certificates: subscriber certificates are issued to cellular subscribers and operator CA certificates are self-signed or issued to other operators. Issuing subscriber certificates allows operators to offer authorization and accounting of other services. Operator CA certificates obtained via a trusted channel can be used as root certificates.

In addition to these certificates, there are other types of certificates. For example, service provider certificates (provided by service providers), and third party certificates (provided by third parties, e.g. Value Added Service Providers) etc. These certificates are described and standardized by other fora such as IETF PKIX working group and WAP forum.

Authorization of such services may be based on credentials like digital signatures. The service provider and the network operator shall use subscriber certificates to verify these credentials. The UE may also use operator CA certificates and other certificates to verify the credentials supplied by service providers and third parties. Operator-issued certificates in 3GPP must be such that they are compatible with other systems that allow the storage, selection, and use of certificates (e.g., WAP, LCS).

Example usage scenarios of the subscriber certificate feature are payment via subscriber phone bill and location information offered by the operator to other service providers. It should be noted that the service using this feature may be outside of scope of 3GPP or implemented using existing 3GPP toolkits.

The 3GPP system shall provide support for issuing certificates to the UE over the authenticated network connection. This feature shall be based on existing 3GPP system security principles and mechanisms as far as possible. The certificate management procedures must be authenticated and integrity-protected. It shall be possible to issue certificates for service usage both in the home and visited networks. It should be possible for the home operator to exercise control over service usage in the visited network.

For further information on certificates see TS 33.102[13].

Annex A (informative): Examples of services built from service capabilities features

Call Barring

In standard GSM, the Call Barring services allow to prevent outgoing calls to certain sets of destinations, based on the number dialled and whether the user is roaming. It is proposed that this service allows to block outgoing calls based on a wider range of parameters which could include factors such as the time of day, day of week, location, type of call requested, cost of the service and/or destination. This would allow to develop Call Barring services tailored to business and personal markets to avoid abuse.

This service is invoked during the initial outgoing call set-up procedure and allow the call to be blocked prior to incurring any charges. This Service can be applied to any teleservice for both connection-oriented and connectionless-oriented services.

Call Filtering/Forwarding

In standard GSM, there is no call filtering service. All calls are presented to the user unless a call forwarding service is used to re-direct calls; there is no different call handling depending on the incoming call parameters (although differentiation on call type (voice/data) is possible).

The call filtering service allows the control of whether incoming calls are accepted, forwarded or terminated. The parameters which can be used to determine the final destination of a call may include the caller ID (CLI), original number dialled, time of day, current user location/network, user profile settings and current state of the terminal.

This service shall be two-stage; immediate call filtering (handled regardless of whether the terminal is online or not) and late call filtering (handled only if the terminal is online). It shall be possible to create and operate new call filtering services which can access any of the key parameters to handle calls in this way.

Hold

This service allows an established call to be maintained, whilst suspending use of the bearer from the incoming access point of the network. This saves on both air interface and network traffic resources when a call is temporarily suspended. The incoming access point in the network means either the originating terminal, or interworking point with another network.

Transfer

This service allows either an established or held call to be redirected to another destination. This may either be used by setting up a new call to the destination first, or simply redirecting the existing call to the new destination. It shall be possible to revert such a call back to the diverting terminal at any time before it is accepted (answered) by the new destination. The system shall ensure that an optimal traffic route is used after the call has been answered by its new (final) destination.

Call-back When Free

This service can be invoked where a call (or a connectionless message) cannot be delivered to its destination because it is in use. The system shall inform the requesting entity when the destination is next able to accept the call, allowing a new call to be originated. This allows existing GSM services, such as Call-back When Free to be implemented. Where multiple requests are outstanding for a terminal which becomes available, the system shall determine in which order the requests are handled, probably in a serial manner. Ideally, it shall be possible to create the service logic which determines the order used from a range of accessible parameters.

Annex B (informative): Description and analysis of communication schemes

This annex gives a high level classification and description of communications requirements from end users and applications.

B.1 Communication schemes

The requirements on bearer services are based on an analysis of user and application needs. Four end-user groups are identified according to four distinctly different communication schemes; Conversational - real time, Interactive services, Streaming services and Background services.

B.2 QoS related performance requirements for example end user applications

A typical user is not concerned with how a particular service is provided. However, the user is interested in comparing one service with another in terms of universal, user-oriented performance parameters which apply to any end-to-end service. From a user's perspective, performance should be expressed by parameters which:

- Focus on user-perceivable effects, rather than their causes within the network
- Are independent of the networks internal design
- Take into account all aspects of the service from the user's point of view which can be objectively measured at the service access point
- Can be assured to a user by the service providers(s)

With these considerations in mind, this section examines the requirements of typical end user applications that can be expected.

B.2.1 Performance requirements for conversational real-time

The most well known use of this scheme is telephony speech (e.g. GSM), but with Internet and multimedia a number of new applications will require this scheme, for example voice over IP and video conferencing tools. Real time conversation is always performed between peers (or groups) of live (human) end-users. This is the only scheme where the required characteristics are strictly given by human perception (the senses). Therefore this scheme raises the strongest and most stringent QoS requirements.

The real time conversation scheme is characterised by that the transfer time shall be low because of the conversational nature of the scheme and at the same time that the time relation (variation) between information entities of the stream shall be preserved in the same way as for real time streams. The maximum transfer delay is given by the human perception of video and audio conversation. Therefore the limit for acceptable transfer delay is very strict, as failure to provide low enough transfer delay will result in unacceptable lack of quality. The transfer delay requirement is therefore both significantly lower and more stringent than the round trip delay of the interactive traffic case.

Real time conversation - fundamental characteristics for QoS:

- preserve time relation (variation) between information entities of the stream
- conversational pattern (stringent and low delay)

The resulting overall requirement for this communication scheme is to support conversational real time services with low transfer delay as given by the human perception. (There are less hard requirements on packet loss ratio.)

A real-time streaming application is one that delivers time-based information in real-time, where time-based information is user data that has an intrinsic time component. Video, audio and animation are examples of time-based information, in that they consist of a continuous sequence of data blocks that shall be presented to the user in the right sequence at pre-determined instants.

Conversational voice

Audio transfer delay requirements depends on the level of interactivity of the end users. To preclude difficulties related to the dynamics of voice communications, ITU-T Recommendation G.114 recommends the following general limits for one-way transmission time (assuming echo control already taken care of):

0 to 150 ms	preferred range [$<30\text{ms}$, user does not notice any delay at all, $<100\text{ms}$, user does not notice delay if echo cancellation is provided and there are no distortions on the link]
150 to 400 ms	acceptable range (but with increasing degradation)
above 400 ms	unacceptable range

The human ear is highly intolerant of short-term delay variation (jitter) it is therefore paramount that this is reduced as lower level as is practical. A limit as low as 1 msec is suggested as a target.

Requirements for information loss are influenced by the fact that the human ear is tolerant to a certain amount of distortion of a speech signal. It has been suggested in studies that acceptable performance is typically obtained with frame erasure rates (FER) up to 3 %.

A connection for a conversation normally requires the allocation of symmetrical communication resources, with the average hold time of a call being in the region of 2 minutes.

Videophone

Videophone implies a full-duplex system, carrying both video and audio and intended for use in a conversational environment. As such, in principle the same delay requirements as for conversational voice will apply, i.e. no echo and minimal effect on conversational dynamics, with the added requirement that the audio and video must be synchronised within certain limits to provide "lip-synch" (i.e. synchronisation of the speaker's lips with the words being heard by the end user). In fact, due to the long delays incurred in even the latest video codecs, it will be difficult to meet these requirements.

Once again, the human eye is tolerant to some loss of information, so that some degree of packet loss is acceptable depending on the specific video coder and amount of error protection used. It is expected that the latest video codecs will provide acceptable video quality with frame erasure rates up to about 1%.

Interactive games

Requirements for interactive games are obviously very dependent on the specific game, but it is clear that demanding applications will require very short delays, and a value of 250 msec is proposed, consistent with demanding interactive applications.

Two-way control telemetry

Two-way control telemetry is included here as an example of a data service which does require a real-time streaming performance. Clearly, two-way control implies very tight limits on allowable delay and a value of 250 msec is proposed, but a key differentiator from the voice and video services in this category is the zero tolerance for information loss (obvious if you are controlling an important industrial process, for example).

Telnet

Telnet is included here with a requirement for a short delay in order to provide essentially instantaneous character echo-back.

B.2.2 Performance requirements for Interactive Services

When the end-user, that is either a machine or a human, is on line requesting data from remote equipment (e.g. a server), this scheme applies. Examples of human interaction with the remote equipment are: web browsing, data base retrieval, server access. Examples of machines interaction with remote equipment are: polling for measurement records and automatic data base enquiries (tele-machines).

Interactive traffic is the other classical data communication scheme that on an overall level is characterised by the request response pattern of the end-user. At the message destination there is an entity expecting the message (response) within a certain time. Round trip delay time is therefore one of the key attributes. Another characteristic is that the content of the packets must be transparently transferred (with low bit error rate).

Interactive traffic - fundamental characteristics for QoS:

- request response pattern
- preserve payload content

The resulting overall requirement for this communication scheme is to support interactive non-real time services with low round-trip delay.

Voice messaging and dictation

Requirements for information loss are essentially the same as for conversational voice, but a key difference here is that there is more tolerance for delay since there is no direct conversation involved. The main issue, therefore becomes one of how much delay can be tolerated between the user issuing a command to replay a voice message and the actual start of the audio. There is no precise data on this, but a delay of the order of a few seconds appears reasonable for this application.

Data

Although there may be some exceptions, as a general rule it is assumed that from a user point of view, a prime requirement for any data transfer application is to guarantee essentially zero loss of information. At the same time, delay variation is not applicable. The different applications therefore tend to distinguish themselves on the basis of the delay which can be tolerated by the end-user from the time the source content is requested until it is presented to the user.

Web-browsing

In this category we will refer to retrieving and viewing the HTML component of a Web page, other components eg images, audio/video clips are dealt with under their separate categories. From the user point of view, the main performance factor is how fast a page appears after it has been requested. A value of 2-4 seconds per page is proposed, however improvement on these figures to a target figure of 0.5 seconds would be desirable.

High-priority transaction services (E-commerce)

The main performance requirement here is to provide a sense of immediacy to the user that the transaction is proceeding smoothly. A value of 2-4 seconds is suggested to be acceptable to most users.

E-mail (server access)

E-mail is generally thought to be a store and forward service which in principle can tolerate delays of several minutes or even hours. However, it is important to differentiate between communications between the user and the local email server and server to server transfer. When the user communicates with the local mail server, there is an expectation that the mail will be transferred quite rapidly, although not necessarily instantaneously. Consistent with the research findings on delay tolerance for Web-browsing, a requirement of 2-4 seconds is proposed.

B.2.3 Performance requirements for streaming services

When the user is looking at (listening to) video (audio) the scheme streams applies. The real time data flow is always aiming at a live (human) destination. It is a one way transport.

This scheme is one of the newcomers in data communication, raising a number of new requirements in both telecommunication and data communication systems. First of all it is a mainly unidirectional stream with high continuous utilisation (i.e. having few idle/silent periods.) It is also characterised by that the time relations (variation) between information entities (i.e. samples, packets) within a flow must be preserved, although it does not have any requirements on low transfer delay.

The delay variation of the end-to-end flow must be limited, to preserve the time relation (variation) between information entities of the stream. But as the stream normally is time aligned at the receiving end (in the user equipment), the highest acceptable delay variation over the transmission media is given by the capability of the time alignment function of the application. Acceptable delay variation is thus much greater than the delay variation given by the limits of human perception.

Real time streams - fundamental characteristics for QoS:

- unidirectional continuous stream
- preserve time relation (variation) between information entities of the stream

The resulting overall requirement for this communication scheme is to support streaming real time services having unidirectional data flows with continuous utilisation. (There are less stringent requirements on delay and packet loss ratio, i.e. the ratio of lost or corrupted packets out of all packets sent.)

Audio streaming

Audio streaming is expected to provide better quality than conventional telephony, and requirements for information loss in terms of packet loss will be correspondingly tighter. However, as with voice messaging, there is no conversational element involved and delay requirements can be relaxed, even more so than for voice-messaging.

One-way video

The main distinguishing feature of one-way video is that there is no conversational element involved, meaning that the delay requirement will not be so stringent, and can follow that of streaming audio.

Bulk data

This category includes file transfers, and is clearly influenced by the size of the file. As long as there is an indication that the file transfer is proceeding, it is reasonable to assume some what longer tolerance to delay than for a single Web-page.

Still image

This category includes a variety of encoding formats, some of which may be tolerant to information loss since they will be viewed by a human eye. However, given that even single bit errors can cause large disturbances in other still image formats, it is argued that this category should in general have zero information loss. However, delay requirements for still image transfer are not stringent, given that the image tends to be built up as it is being received, which provides an indication that data transfer is proceeding.

Telemetry (monitoring)

Monitoring covers a wide range of applications, but in this category it is taken to apply to relatively low priority activities, e.g. status updating, rather than control.

B.2.4 Performance requirements for Background applications

When the end-user, that typically is a computer, sends and receives data-files in the background, this scheme applies. Examples are background delivery of E-mails, SMS, download of databases and reception of measurement records.

Background traffic is one of the classical data communication schemes that on an overall level is characterised by that the destination is not expecting the data within a certain time. The scheme is thus more or less delivery time insensitive. Another characteristic is that the content of the packets must be transparently transferred (with low bit error rate).

Background traffic - fundamental characteristics for QoS:

- the destination is not expecting the data within a certain time
- preserve payload content

The resulting overall requirement for this communication scheme is to support non-real time services without any special requirement on delay.

A background application is one that does not carry delay information. In principle, the only requirement for applications in this category is that information should be delivered to the user essentially error free. However, there is still a delay constraint, since data is effectively useless if it is received too late for any practical purpose.

Fax

Fax is included in this category since it is not normally intended to be an accompaniment to real-time communication. Nevertheless, there is an expectation in most business scenarios that a fax will be received within about 30 seconds. The information loss requirement is based on established wireline requirements for a Group 3 fax. As for the symmetry this should provide the required throughput in the sending direction and the control signalling in backwards direction, hence an asymmetric connection is required.

Low priority transaction services

An example in this category is Short Message Service (SMS). 30 seconds is proposed as an acceptable delivery delay value.

Email (server to server)

This category is included for completeness, since as mentioned earlier, the prime interest in email is in the access time. There is a wide spread in user expectation, with a median value of several hours.

B.3 Adaptability and bearer service negotiation

Applications using the *interactive* or *real time conversational* communication schemes can also be described according to their possibilities for adapting to different environmental conditions as follows:

- Rigid applications; these applications can not adapt at all (e.g. GSM full rate speech.)
- Adaptive applications; these applications can adapt to the environment; they therefore require the network to support service negotiation. (e.g. multi-rate speech codecs)
- Elastic applications; these applications adapt totally to the environment and do therefore not require service negotiation (e.g. web browsing).

The resulting overall requirement is to support service negotiation.

Annex C (informative) : Change history

Change history											
SMG# TSG SA#	SA Doc.	SA1 Doc	Spec	CR	Rev	Rel	Cat	Subject/Comment	Old	New	WI
SMG#25			22.105	-				Approved at SMG#25 Sophia Antipolis 17-20 March 1998		3.0.0	
SMG#26	98-0325	98-364	22.05	A001		UMTS	F	Clarification of the sections where the bearer services are characterised.	3.0.0	3.1.0	
Pre-SMG#28	P-99-041	98-864	22.05	A002		UMTS	C	Review of specification after completion of phase 1 specification TS22.00 in order to align specifications	3.1.0	3.2.0	
Pre-SMG#28	P-99-041	98-870	22.05	A003		UMTS	C	References to relevant GSM specs has been added	3.1.0	3.2.0	
Pre-SMG#28	P-99-041	98-895	22.05	A004		UMTS	B	Information transfer & Qual Attributes	3.1.0	3.2.0	
Pre-SMG#28	P-99-041	98-xxx	22.05	A005		UMTS	C	Service features are only used to create services (as building blocks) and not to modify and delete services.	3.1.0	3.2.0	
SMG#28			22.105	-		R99		Approved Versions	3.1.0	3.2.0	
SA#2			22.105	006		R99		Cell Broadcast Service in UMTS.	3.2.0	3.3.0	
			22.105	-		R99		reformatted for TSG SA	3.2.0	3.3.0	
SA#3	SP-99105	S1-99211	22.105	007		R99	B	Added requirement for high quality speech in UMTS Phase 1 but not in Release 1999.	3.3.0	3.4.0	
SA#3	SP-99105	S1-99209	22.105	008		R99	C	UMTS shall support GSM General Bearer Services (GBS) and interworking scenarios as specified in 02.02.	3.3.0	3.4.0	
Post-SA#3			22.105	-				Updated logo, foreword, etc ...	3.4.0	3.4.1	
SA#4	SP-99324	S1-99392	22.105	013	3	R99	F	End to end QoS is required for UMTS Release'99 to enable satisfactory operation of end user applications,	3.4.0	3.5.0	
SA#4	SP-99324	S1-99393	22.105	014	1	R99	F	The informative annex on communication schemes is enhanced to provide more detailed background information on the QoS requirements of typical end user applications that can be expected in UMTS	3.4.0	3.5.0	
SA#05	SP-99442	S1-99746	22.105	015		R99	B	Service Capabilities and Service Capabilities Features.	3.5.0	3.6.0	
SA#05	SP-99479	S1-99481	22.105	016		R99	D	Editorial changes for alignment	3.5.0	3.6.0	
SA#06	SP-99453	S1-99547	22.105	017		R99	F	Dynamically variable rate QoS requirements	3.5.0	3.6.0	
SA#05	SP-99479	S1-99548	22.105	018		R99	D	Editorial changes for alignment	3.5.0	3.6.0	
SA#05	SP-99453	S1-99763	22.105	019		R99	D	Removal of material not in release 99 (was #016)	3.5.0	3.6.0	
SA#05	SP-99479	S1-99761	22.105	020		R99	D	Editorial changes for alignment (was #017)	3.5.0	3.6.0	
SA#06	SP-99519	S1-991027	22.105	021		R99	D	Mainly editorial update for GSM/3GPP use.	3.6.0	3.7.0	
SP-06	SP-000065	S1-000045	22.105	022		R99	F	Correction related to FAX support	3.7.0	3.8.0	
SP-07	SP-000065	S1-000047	22.105	023		R99	C	Clarification of SoLSA support	3.7.0	3.8.0	
SP-07	SP-000352	S1-000364	22.105	024	1	R99	F	Clarification of requirement in TS 22.105 for Delay	3.8.0	3.9.0	
SP-08	SP-000203	S1-000442	22.105	025		R99	F	Access dependent services	3.8.0	3.9.0	
SP-08	SP-000203	S1-000442	22.105	025		R99	F	Access dependent services	3.8.0	3.9.0	
SP-09	SP-000381	S1-000639	22.105	026		R4	D	Change of MExE name	3.9.0	4.0.0	
SP-09	SP-000389	S1-000641	22.105	027		R4	B	Bearer Modification without pre-notification	3.9.0	4.0.0	

SP-10	SP-000547	S1-000850	22.105	029		Rel-4	B	Correction to list of access dependent features.	4.0.0	4.1.0	FAX
SP-10	SP-000683		22.105	030		Rel-4	A	Alignment of delay definition	4.0.0	4.1.0	
SP-12	SP-010264	S1-010560	22.105	031		Rel-4	F	Removal of features due to deletion of the workitem on "Bearer modification without pre-notification".	4.1.0	4.2.0	BMWPN
SP-13	SP-010442	S1-010897	22.105	032	1	Rel-5	B	Introduction of High Speed Downlink Packet Access	4.2.0	5.0.0	HSDPA
SP-15	SP-020063	S1-020635	22.105	033		Rel-5	F	End-user performance expectations-Streaming Services	5.0.0	5.1.0	PSS-E
SP-15	SP-020045	S1-020357	22.105	035	-	Rel-5	A	Editorial CR to correct terms and references	5.0.0	5.1.0	Correct
SP-16	SP-020248	S1-020887	22.105	036		Rel-5	F	CR to 22.105 GERAN lu mode related updates	5.1.0	5.2.0	TEI5
SP-17	SP-020558	S1-021782	22.105	039		Rel-6	B	CR to 22.105 on subscriber certificates	5.2.0	6.0.0	Subscriber certificates
SP-19	SP-030018	S1-030274	22.105	041	-	Rel-6	A	Correlation between service class and traffic class	6.0.0	6.1.0	TEI5
SP-20	SP-030254	S1-030566	22.105	042		Rel-6	B	Service Based Local Policy Requirements	6.1.0	6.2.0	E2EQoS
SP-27	SP-050059	S1-050216	22.105	043	-	Rel-6	F	Removal of Reference to TS 22.121	6.2.0	6.3.0	TEI6
SP-29	SP-050635		22.105	0044	2	Rel-6	F	Clarification on service based QoS requirement	6.3.0	6.4.0	QoS1
SP-32	SP-060325	S1-060605	22.105	0046	-	Rel-7	F	QoS requirements for gaming	6.4.0	7.0.0	RInImp-Gaming
SP-32	SP-060438	-	22.105	0045	1	Rel-8	B	Add requirement for - authentication of source of SMS and provision of sender's name to 22.105 (replaces SP-060322 containing 22105CR0045_(Rel-8)_S1-060539.doc)	7.0.0	8.0.0	TEI8
SP-33	SP-060648	S1-060857	22.105	0047	-	Rel-8	C	Emergency call - addition of data component	8.0.0	8.1.0	Ecall
SP-34	SP-060767	S1-061421	22.105	0049	-	Rel-8	A	Support of SMS over generic 3GPP IP access	8.1.0	8.2.0	SMSIP
SP-35	SP-070124	S1-070293	22.105	0050	2	Rel-8	B	CR0050 on 22.105 for SMS – IM service level interworking	8.2.0	8.3.0	MESSIW
SP-36	SP-070358	S1-070791	22.105	0051	2	Rel-8	C	SMS service Level interworking	8.3.0	8.4.0	MESSIW
SP-42	SP-080783	S1-083466	22.105	0052	1	Rel-9	B	Aggregate Maximum Bit Rate (AMBR) for EPS, UMTS and 2G networks	8.4.0	9.0.0	TEI9
SP-42	SP-080783	S1-084316	22.105	0053	1	Rel-9	B	Requirements for IP Addressing Support and Dual stack PDP context	8.4.0	9.0.0	TEI9
SP-49	SP-100575	S1-102050	22.105	0054	-	Rel-9	D	Removal of references to 3GPP OSA	9.0.0	9.1.0	TEI9
2011-03	-	-	-	-	-	-	-	Update to Rel-10 version (MCC)	9.1.0	10.0.0	
2012-09	-	-	-	-	-	-	-	Updated to Rel-11 by MCC	10.0.0	11.0.0	
2012-11								Figures 5 & 6 made legible	11.0.0	11.0.1	
SP-62	SP-130592	S1-135288	22.105	0056	1	Rel-11	F	Correction of external references	11.0.1	11.1.0	TEI11

History

Document history		
V11.0.1	November 2012	Publication
V11.1.0	January 2014	Publication