

ETSI TS 123 012 V11.2.0 (2013-01)



Technical Specification

**Digital cellular telecommunications system (Phase 2+);
Universal Mobile Telecommunications System (UMTS);
LTE;
Location management procedures
(3GPP TS 23.012 version 11.2.0 Release 11)**



Reference

RTS/TSGC-0423012vb20

Keywords

GSM,LTE,UMTS

ETSI

650 Route des Lucioles
F-06921 Sophia Antipolis Cedex - FRANCE

Tel.: +33 4 92 94 42 00 Fax: +33 4 93 65 47 16

Siret N° 348 623 562 00017 - NAF 742 C
Association à but non lucratif enregistrée à la
Sous-Préfecture de Grasse (06) N° 7803/88

Important notice

Individual copies of the present document can be downloaded from:

<http://www.etsi.org>

The present document may be made available in more than one electronic version or in print. In any case of existing or perceived difference in contents between such versions, the reference version is the Portable Document Format (PDF). In case of dispute, the reference shall be the printing on ETSI printers of the PDF version kept on a specific network drive within ETSI Secretariat.

Users of the present document should be aware that the document may be subject to revision or change of status. Information on the current status of this and other ETSI documents is available at

<http://portal.etsi.org/tb/status/status.asp>

If you find errors in the present document, please send your comment to one of the following services:

http://portal.etsi.org/chaicor/ETSI_support.asp

Copyright Notification

No part may be reproduced except as authorized by written permission.
The copyright and the foregoing restriction extend to reproduction in all media.

© European Telecommunications Standards Institute 2013.
All rights reserved.

DECT™, **PLUGTESTS™**, **UMTS™** and the ETSI logo are Trade Marks of ETSI registered for the benefit of its Members.
3GPP™ and **LTE™** are Trade Marks of ETSI registered for the benefit of its Members and
of the 3GPP Organizational Partners.
GSM® and the GSM logo are Trade Marks registered and owned by the GSM Association.

Intellectual Property Rights

IPRs essential or potentially essential to the present document may have been declared to ETSI. The information pertaining to these essential IPRs, if any, is publicly available for **ETSI members and non-members**, and can be found in ETSI SR 000 314: *"Intellectual Property Rights (IPRs); Essential, or potentially Essential, IPRs notified to ETSI in respect of ETSI standards"*, which is available from the ETSI Secretariat. Latest updates are available on the ETSI Web server (<http://ipr.etsi.org>).

Pursuant to the ETSI IPR Policy, no investigation, including IPR searches, has been carried out by ETSI. No guarantee can be given as to the existence of other IPRs not referenced in ETSI SR 000 314 (or the updates on the ETSI Web server) which are, or may be, or may become, essential to the present document.

Foreword

This Technical Specification (TS) has been produced by ETSI 3rd Generation Partnership Project (3GPP).

The present document may refer to technical specifications or reports using their 3GPP identities, UMTS identities or GSM identities. These should be interpreted as being references to the corresponding ETSI deliverables.

The cross reference between GSM, UMTS, 3GPP and ETSI identities can be found under <http://webapp.etsi.org/key/queryform.asp>.

Contents

Intellectual Property Rights	2
Foreword.....	2
Foreword.....	5
1 Scope	6
1.1 References	6
1.2 Abbreviations	7
2 Definitions	7
2.1 Location management	7
2.2 Location area and MSC area	8
2.3 Location area identification	8
2.4 IMSI detach/attach operation	8
2.4.1 Explicit IMSI detach/attach	8
2.4.2 Implicit IMSI detach	8
2.5 Use of the term mobile station (MS) in the present document	8
2.6 Paging area	8
3 General procedures in the network related to Location Management.....	9
3.1 Procedures in the MSC related to Location Updating	9
3.2 Procedures in the VLR related to Location Updating	9
3.3 Procedures in the HLR related to Location Updating	9
3.4 Normal Location Updating and IMSI detach/attach operation.....	9
3.5 IMSI enquiry procedure	9
3.6 Information transfer between Visitor and Home Location Registers	9
3.6.1 Procedures for location management.....	9
3.6.1.1 Location updating procedure.....	9
3.6.1.2 Downloading of subscriber parameters to the VLR.....	9
3.6.1.3 Location cancellation procedure	10
3.6.1.4 Mobile subscriber purging procedure.....	10
3.6.1.5 Support for subscription without MSISDN.....	10
3.7 Overload Protection.....	11
3.7.1 Overview	11
3.7.2 Congestion Control during Mobility Management.....	11
3.7.3 Extended periodic LAU Signalling	11
3.8 Information transfer between VLR and CSG Subscriber Server.....	12
3.8.1 Procedures for location management.....	12
3.8.1.1 General.....	12
3.8.1.2 Updating VCSG Location procedure	12
3.8.1.3 Downloading of VPLMN CSG subscription data to the VLR	12
3.8.1.4 VCSG Location cancellation procedure.....	12
4 Detailed Procedures in the network related to Location Management.....	12
4.1 Location Updating.....	12
4.1.1 Detailed procedure in the MSC.....	12
4.1.1.1 Process Update_Location_Area_MSC.....	12
4.1.1.2 Procedure Authenticate_MSC.....	16
4.1.2 Detailed procedure in the VLR.....	17
4.1.2.1 Process Update_Location_Area_VLR	17
4.1.2.1a Procedure Retrieve_IMEISV_If_Required	21
4.1.2.2 Procedure Authenticate_VLR	22
4.1.2.3 Procedure Location_Update_Completion_VLR	24
4.1.2.4 Procedure Update_HLR_VLR.....	28
4.1.2.5 Procedure Insert_Subscriber_Data_VLR.....	29
4.1.2.6 Procedure Activate_Tracing_VLR.....	31
4.1.2.7 Process Send_Identification_PVLR.....	31
4.1.2.8 Process Trace_Subscriber_Activity_VLR	34

4.1.2.9	Procedure Perform Relaying	34
4.1.2.10	Procedure Update_VCSG_Location_VLR	35
4.1.2.11	Procedure Insert_VCSG_SubData_VLR	37
4.1.3	Detailed procedure in the HLR	38
4.1.3.1	Process Update_Location_HLR	38
4.1.3.2	Procedure Insert_Subscriber_Data_HLR	43
4.1.3.3	Process Subscriber_Present_HLR	45
4.1.3.4	Procedure Control_Tracing_HLR	46
4.1.4	Detailed procedure in the CSS	46
4.1.4.1	Process Update_VCSG_Location_CSS	46
4.1.4.2	Procedure Insert_VCSG_SubData_CSS	47
4.2	Location Cancellation	50
4.2.1	Detailed procedure in the VLR	50
4.2.1.1	Process Cancel_Location_VLR	50
4.2.2	Detailed procedure in the HLR	53
4.2.2.1	Process Cancel_Location_HLR	53
4.2A	VCSG Location Cancellation	54
4.2A.1	Detailed procedure in the VLR	54
4.2A.1.1	Process Cancel_VCSG_Location_VLR	54
4.2A.2	Detailed procedure in the CSS	56
4.2A.2.1	Process Cancel_VCSG_Location	56
4.3	Detach IMSI	57
4.3.1	Detailed procedure in the MSC	57
4.3.1.1	Process Detach_IMSI_MSC	57
4.3.2	Detailed procedure in the VLR	58
4.3.2.1	Process Detach_IMSI_VLR	58
4.4	Purge MS	60
4.4.1	Detailed procedure in the VLR	60
4.4.1.1	Procedure Purge_MS_VLR	60
4.4.2	Detailed procedure in the HLR	62
4.4.2.1	Process Purge_MS_HLR	62
Annex A (informative):	Change history	64
History		66

Foreword

This Technical Specification (TS) has been produced by the 3rd Generation Partnership Project (3GPP).

The present document defines the location management procedures within the 3GPP system.

The contents of the present document are subject to continuing work within the TSG and may change following formal TSG approval. Should the TSG modify the contents of the present document, it will be re-released by the TSG with an identifying change of release date and an increase in version number as follows:

Version x.y.z

where:

- x the first digit:
 - 1 presented to TSG for information;
 - 2 presented to TSG for approval;
 - 3 or greater indicates TSG approved document under change control.
- y the second digit is incremented for all changes of substance, i.e. technical enhancements, corrections, updates, etc.
- z the third digit is incremented when editorial only changes have been incorporated in the document.

1 Scope

The present document describes the location management procedures for the circuit switched domain, with respect to the application level functional behaviour. This is to be distinguished from the corresponding protocol handling behaviour, which is specified in 3GPP TS 29.002 [8]. The following location management procedures are included:

- location updating;
- location cancellation;
- MS purging;
- IMSI attach/detach.

The procedures in the Mobile Station (MS) are described in 3GPP TS 23.022 [6]. The procedures between MSC, VLR and HLR utilise the Mobile Application Part (MAP) and details concerning the protocol handling are contained in 3GPP TS 29.002 [8].

The present document excludes location management procedures for the packet switched domain, which are covered in 3GPP TS 23.060 [20].

The descriptions herein depict a logical separation between the MSC and VLR. This logical separation, as well as the messages transferred between the two logical entities are the basis of a model used to define the externally visible behaviour of the MSC/VLR, which may be a single physical entity. They do not impose any requirement except the definition of the externally visible behaviour.

1.1 References

The following documents contain provisions which, through reference in this text, constitute provisions of the present document.

- References are either specific (identified by date of publication, edition number, version number, etc.) or non-specific.
- For a specific reference, subsequent revisions do not apply.
- For a non-specific reference, the latest version applies. In the case of a reference to a 3GPP document (including a GSM document), a non-specific reference implicitly refers to the latest version of that document *in the same Release as the present document*.

- [1] 3GPP TR 21.905: "3G Vocabulary".
- [2] 3GPP TS 23.002: "Network architecture".
- [3] 3GPP TS 23.003: "Numbering, addressing and identification".
- [4] 3GPP TS 23.007: "Restoration procedures".
- [5] 3GPP TS 23.008: "Organization of subscriber data".
- [5a] 3GPP TS 23.018: "Basic call handling; Technical realization".
- [6] 3GPP TS 23.022: "Functions related to Mobile Station (MS) in idle mode".
- [7] 3GPP TS 23.116: "Super-Charger Technical Realisation; Stage 2".
- [8] 3GPP TS 29.002: "Mobile Application Part (MAP) specification".
- [9] 3GPP TS 29.007: "General requirements on interworking between the Public Land Mobile Network (PLMN) and the Integrated Services Digital Network (ISDN) or Public Switched Telephone Network (PSTN)".
- [10] 3GPP TS 43.020: "Security related network functions".

- [11] 3GPP TS 23.078: " Customised Applications for Mobile network Enhanced Logic (CAMEL) Phase 4 – stage2".
- [11a] 3GPP TS 23.195: "Provision of UE Specific Behaviour Information to Network Entities".
- [12] 3GPP TS 23.236: "Intra Domain Connection of RAN Nodes to Multiple CN Nodes".
- [13] 3GPP TS 24.008: "Mobile Radio Interface Layer 3 specification; Core Network Protocols - Stage 3".
- [14] 3GPP TS 29.010: "Information element mapping between Mobile Station - Base Station System and BSS - Mobile-services Switching Centre (MS - BSS - MSC) Signalling procedures and the Mobile Application Part (MAP)".
- [15] 3GPP TS 32.422: "Subscriber and equipment trace: Trace control and configuration management".
- [16] 3GPP TS 32.421: "Subscriber and equipment trace: Trace concepts and requirements".
- [17] 3GPP TS 25.413: "UTRAN Iu interface RANAP signalling".
- [18] 3GPP TR 29.994: "Recommended infrastructure measures to overcome specific Mobile Station (MS) faults".
- [19] 3GPP TS 24.368: "Non-Access Stratum (NAS) configuration Management Object (MO)".
- [20] 3GPP TS 23.060: "General Packet Radio Service (GPRS); Service description; Stage 2".

1.2 Abbreviations

Abbreviations are listed in 3GPP TR 21.905 [1].

In addition, for the purposes of the present document, the following abbreviations apply:

ADD	Automatic Device Detection
CSG	Closed Subscriber Group
CSS	CSG Subscriber Server
PUESBINE	Provision of User Equipment Specific Behaviour Information to Network Entities
UESBI-Iu	User Equipment Specific Behaviour Information over the Iu interface

2 Definitions

2.1 Location management

Location management means that the PLMNs keep track of where the MSs are located in the system area. The location information for each MS is stored in functional units called location registers. Functionally, there are two types of location registers:

- the Home Location Register where all subscriber parameters of an MS are permanently stored, and where the current location may be stored;
- the Visitor Location Register where all relevant data concerning an MS are stored as long as the station is within the area controlled by that visitor location register;
- the CSG Subscriber Server where the CSG subscription data are stored in the visited PLMN for inbound roaming MS, and where the current location may be stored.

See also 3GPP TS 23.002 [2] where the network architecture is described, and 3GPP TS 23.008 [5] where the data stored in the location registers are described.

The action taken by a MS in order to provide location information to the PLMN will be referred to as location updating.

2.2 Location area and MSC area

The MSC area is composed of the area covered by all base stations controlled by the MSC. An MSC area may consist of several location areas. A location area is an area in which, after having performed a location update once, MSs may roam without being required to perform subsequent location updates for reason of location change. A location area consists of one or more cells.

For further details of the network architecture, see 3GPP TS 23.002 [2].

2.3 Location area identification

The Location Area Identification (LAI) plan is part of the base station identification plan. The base stations are identified uniquely (see 3GPP TS 23.003 [3]).

2.4 IMSI detach/attach operation

The support of IMSI detach/attach operation is mandatory in MSs. The facility is optional in the fixed infrastructure of the PLMN.

2.4.1 Explicit IMSI detach/attach

Explicit IMSI detach operation is the action taken by an MS to indicate to the PLMN that the station has entered an inactive state (e.g. the station is powered down). Explicit IMSI attach operation is the action taken by an MS to indicate that the station has re-entered an active state (e.g. the station is powered up).

2.4.2 Implicit IMSI detach

Implicit IMSI detach operation is the action taken by the VLR to mark an MS as detached when there has been no successful contact between the MS and the network for a time determined by the implicit detach timer. The value of the implicit detach timer is derived from the periodic location updating timer; when the MSC/VLR applies Mobility Management Congestion Control to a MS, the MSC/VLR may need to adjust the Implicit Detach timer as specified in clause 3.7.2. During an established radio contact, the implicit detach timer shall be prevented from triggering implicit detach. At the release of the radio connection, the implicit detach timer shall be reset and restarted. Implicit IMSI detach shall also be performed in the case of a negative response to an IMEI check.

2.5 Use of the term mobile station (MS) in the present document

In order to simplify the text the term Mobile Station (MS) as used in relation to location management refers to the entity where the IMSI is stored, i.e., in card operated MSs the term Mobile Station (MS) refers to the card.

2.6 Paging area

As an option, and for paging optimization purpose, the VLR may control Paging Areas. A Paging Area (PgA) is composed of up to 5 Location Areas, and the MSC area is composed of several Paging Areas. Paging areas may overlap each other. The Paging Area is stored in the HLR and updated at each paging area change. The Paging Area is sent by the HLR to the VLR at roaming number request and may be used by the MSC/VLR for paging (e.g. when LAI is not known, after MSC/VLR restart) (see 3GPP TS 23.018 [5a]).

3 General procedures in the network related to Location Management

3.1 Procedures in the MSC related to Location Updating

The MSC shall pass messages related to location updating between the MS and the VLR.

3.2 Procedures in the VLR related to Location Updating

FFS

3.3 Procedures in the HLR related to Location Updating

FFS

3.4 Normal Location Updating and IMSI detach/attach operation

When receiving a Location Updating Request or an IMSI detach/attach message from an MS, the MSC shall convey the message to its associated Visitor Location Register. Any response from the location register shall similarly be conveyed to the MS.

3.5 IMSI enquiry procedure

The MS shall identify itself by either the IMSI or the TMSI plus Location Area Identification of the previous VLR. In the latter case the new VLR shall attempt to request the IMSI and authentication parameters from the previous VLR by the methods defined in 3GPP TS 29.002 [8].

If this procedure fails, or if the TMSI is not allocated, the VLR shall request that the MS identifies itself by use of the IMSI.

3.6 Information transfer between Visitor and Home Location Registers

3.6.1 Procedures for location management

Detailed procedures for exchange of and location updating information between visitor and home location registers are given in 3GPP TS 29.002 [8]. Below follows an overview of these procedures.

3.6.1.1 Location updating procedure

This procedure is used when an MS registers with a Visitor Location Register.

The VLR provides its address to the HLR.

The VLR may also allocate an optional identity for the MS at location updating: the Local Mobile Station Identity (see 3GPP TS 23.003 [3]).

3.6.1.2 Downloading of subscriber parameters to the VLR

As a part of the location updating procedure, the Home Location Register will convey the subscriber parameters of the MS which need to be known by the visitor location register for proper call handling. This procedure is also used whenever there is a change in the subscriber parameters that need to be conveyed to the VLR (e.g. change in subscription, a change in supplementary services activation status).

If the HPLMN applies the multinumbeing option, different MSISDNs are allocated for different Basic Services (see 3GPP TS 29.007 [9]) and stored in the HLR. Among these MSISDNs, the Basic MSISDN Indicator as part of the HLR subscriber data (see 3GPP TS 23.008 [5]) marks the 'Basic MSISDN' to be sent to the VLR at location update. It is used in the VLR for call handling as calling party and as line identity.

If the HPLMN applies the Administrative Restriction of Subscribers" Access feature, the HLR shall convey the subscriber access restriction parameter (AccessRestrictionData) to the VLR. The VLR shall check this subscription parameter against the radio access technology that supports the LA/RA in which the UE is roaming to decide whether the location update should be allowed or rejected.

For further information of the Subscriber access restriction see 3GPP TS 23.008[5].

3.6.1.3 Location cancellation procedure

The procedure is used by the home location register to remove a MS from a visitor location register. The procedure will normally be used when the MS has moved to an area controlled by a different location register. The procedure can also be used in other cases, e.g. an MS ceases to be a subscriber of the Home PLMN.

3.6.1.4 Mobile subscriber purging procedure

A VLR may purge the subscriber data for an MS which has not established radio contact for a period determined by the network operator. Purging means to delete the subscriber data and to "freeze" the TMSI that has been allocated to the purged MS in order to avoid double TMSI allocation. The VLR shall inform the HLR of the purging.

When the HLR is informed of the purging, it shall set the flag "MS purged" in the IMSI record of the MS concerned. Presence of the "MS purged" flag will cause any request for routing information for a call or short message to the MS to be treated as if the MS were not reachable.

In the VLR, the "frozen" TMSI is freed for usage in the TMSI allocation procedure by location updating for the purged MS in the same VLR, location cancellation for the purged MS or, in exceptional cases, by O&M.

In the HLR, the "MS purged" flag is reset by the location updating procedure and after reload of data from the non-volatile back-up that is performed when the HLR restarts after a failure.

3.6.1.5 Support for subscription without MSISDN

An MSC/VLR may support delivery of SMS destined to an MS without MSISDN for GPRS and EPS operation whereby a MSISDN is not allocated as part of the subscription data (see 3GPP TS 23.060 [3] subclause 5.3.17 and 3GPP TS 23.401 [72]).

An MSC/VLR which supports MSISDN-less operation shall indicate such support to the HLR in the MAP Update Location request.

The HLR should reject a MAP Update Location request received for an MSISDN-less subscription from a VLR not indicating support of MSISDN-less operation, with a cause indicating that roaming is not allowed.

The HLR shall download the subscriber parameters to the VLR as per subclause 3.6.1.2 but without an MSISDN for an MSISDN-less subscription if the VLR indicates support of MSISDN-less operation.

NOTE 1: VLRs not supporting MSISDN-less operation can face unpredictable problems if the HLR was downloading subscriber parameters without an MSISDN or with a dummy MSISDN shared across multiple subscriptions.

NOTE 2: Some services have unresolved MSISDN dependencies and are not supported at operation without MSISDN. See 3GPP TS 23.060 [3] subclause 5.3.17.

NOTE 3: The HLR can accept a MAP Update Location request received for an MSISDN-less subscription from a VLR not indicating support of MSISDN-less operation if the HLR knows by proprietary means that the VLR supports MSISDN-less operation in a proprietary way (e.g. with a dummy MSISDN value).

3.7 Overload Protection

3.7.1 Overview

As the number of mobile devices increase and become more automated (Machine Type Communication, MTC type devices) the network is at greater risk of becoming overloaded. Additional mechanisms may be deployed to prevent and or control overload and congestion. This sub-clause describes such optional mechanisms.

The succeeding descriptions applies to Network Mode of Operation II (requesting CS only). For NMO I (requesting both CS and PS) the procedures are described in 3GPP TS 23.060 [20].

3.7.2 Congestion Control during Mobility Management

The MSC or VLR may support the capability to reject Location Updating Requests or IMSI Attach messages from an MS if the node is experiencing congestion.

The MSC/VLR may indicate the rejection is due to congestion with a specific congestion cause value and a specific back-off timer, see 3GPP TS 24.008 [13].

The Mobility Management back-off timer shall not impact Cell/RAT and PLMN change. Cell/RAT and RA change do not stop the Mobility Management back-off timer. The Mobility Management back-off timer shall not be a trigger for PLMN reselection. The back-off timer is stopped as defined in 3GPP TS 24.008 [13] when a new PLMN that is not an equivalent PLMN is accessed.

While the Mobility Management back-off timer is running, the MS shall not initiate any Mobility Management procedures. However, the MS is allowed to initiate Mobility Management procedures for priority/emergency services and mobile terminated services even when the Mobility Management back-off timer is running.

If the MS receives a paging request from the MSC/VLR while the Mobility Management back-off timer is running, the MS shall stop the Mobility Management back-off timer and initiate the CM Service Request procedure. To avoid that large amounts of MSs initiate deferred requests (almost) simultaneously, the MSC/VLR should select the Mobility Management back-off timer value so that deferred requests are not synchronised.

The decision to apply congestion control is made by the MSC/VLR, the detailed criteria for which is outside the scope of this specification but may for example take into account the low access priority indication if signalled by MSs.

The MSC/VLR should use implicit detach timer values that are larger than the Mobility Management back-off timer values to avoid that the MSC/VLR implicitly detaches the MS before the MS has performed a LAU procedure, which could lead to unnecessary signalling after the back-off timer expires.

3.7.3 Extended periodic LAU Signalling

To reduce network load from periodic location updating (LAU) signalling and to increase the time until the MS detects a potential need for changing the RAT or PLMN (e.g. due to network problems) longer values of the periodic LAU timer and implicit detach timer should be supported.

A long periodic LAU timer value may be locally configured at the MSC/VLR for MS configured for low access priority (see 3GPP TS 24.368 [19]) or may be stored as part of the subscription data in the HLR. During the IMSI Attach and Location Updating procedures, the MSC/VLR should allocate the periodic LAU timer value for the MS based on VPLMN operator policy, low access priority indication from the MS, and subscription information received from the HSS. If the allocated periodic LAU timer value is longer than T3212, the MSC/VLR shall provide the MS with the periodic LAU timer in the Location Updating Accept message as specified in 3GPP TS 24.008 [13].

If the subscriber is not roaming and the MSC/VLR receives a subscribed periodic LAU timer value from the HSS, it should allocate the subscribed value to the MS as periodic LAU timer. If the subscriber is roaming and the MSC/VLR receives a subscribed periodic LAU timer value from the HSS, the MSC/VLR may use the subscribed periodic LAU timer value as an indication to decide for allocating a locally configured periodic LAU timer value to the MS.

3.8 Information transfer between VLR and CSG Subscriber Server

3.8.1 Procedures for location management

3.8.1.1 General

Detailed procedures for exchange of and location updating information between VLR and CSG Subscriber Server are given in 3GPP TS 29.002[8]. This clause follows an overview of these procedures.

3.8.1.2 Updating VCSG Location procedure

This procedure is used when an MS registers with a Visitor Location Register and there is a need to do a registration with the CSS.

The VLR provides its address to the CSS.

3.8.1.3 Downloading of VPLMN CSG subscription data to the VLR

As a part of the location updating procedure, the CSG Subscriber Server shall convey the VPLMN CSG subscription data of the roaming MS which needs to be known by the visitor location register for determine whether the MS can access the current cell to have CS services. This procedure is also used whenever there is a change in the VPLMN CSG subscription data that needs to be conveyed to the VLR.

3.8.1.4 VCSG Location cancellation procedure

The procedure is used by the CSS to remove a MS from a CSS. The procedure will normally be used when there is a removal of the CSG subscription data in CSS and of the MS registration including the case where a MS was registered in CSS but without CSG data.

4 Detailed Procedures in the network related to Location Management

The text in this clause is a supplement to the definition in the SDL diagrams; it does not duplicate the information in the SDL diagrams.

This specification shows the location management application processes interworking with the MAP protocol handler, which is specified in 3GPP TS 29.002 [8]. The MAP protocol defines supervision timers. If a supervision timer expires before a distant entity responds to a signal, the handling is as defined in 3GPP TS 29.002 [8]. In general, the protocol handler reports timer expiry to the application as an error condition or negative response. Where a timer is shown in this specification, therefore, it is an **application timer** rather than a **protocol timer**. Interworking with the protocol handlers uses functional signal names which do not necessarily have a one-to-one correspondence with the names of messages used in the MAP protocols.

4.1 Location Updating

4.1.1 Detailed procedure in the MSC

4.1.1.1 Process Update_Location_Area_MSC

Sheet 1: Location Update corresponds to a Location_Registration_Request indicating any of the following:

- Normal location update;
- Periodic location update;

- IMSI attach.

Sheet 1: The procedures Check_IMEI_MSC, Obtain_IMEI_MSC and Obtain_IMSI_MSC are specified in 3GPP TS 23.018 [5a].

Sheet 1: The input signal "Send UESBI-Iu to Access Network" carries the IMEISV.

Sheet 1: The task "Convert IMEISV to UESBI" is defined in 3GPP TS 23.195 [11a].

Sheet 2: The procedure Check_IMEI_MSC is specified in 3GPP TS 23.018 [5a].

Sheet 2: When the MSC receives a Set Ciphering Mode request from the VLR, it sends a Start ciphering request towards the MS. After that, the Forward new TMSI and Update Location Area ack may be received in any order.

Sheet 2: The Forward new TMSI may also be received prior to Update Location Area negative response if the option "TMSI reallocation in case of Location Update reject with cause #13 (roaming not allowed in Location Area) or #15 (no suitable cells in Location Area)" is applicable (see §4.1.2.3). The new TMSI is forwarded together with the new LAI. They are kept in the UE/SIM on receipt of the Location Update reject with cause #13 or #15 (see 3GPP TS 24.008 [13]).

Sheet 2: IMEISV trace list shall be made available to the MSC. The list may contain IMEISV entries if Management Based Trace Activation is supported in RAN and MSC has received the trace list in the Uplink Information Transfer message (See 3GPP TS 32.422 [15] and 25.413 [17]). The test "Current IMEISV included in IMEISV trace list?" will follow the "no" case when no entries exist.

Sheet 2: For Trace Invocation in RAN concepts and procedures see 3GPP TSs 32.421 [16], 32.422[15] and 25.413[17].

Sheet 2: IMEISV trace list

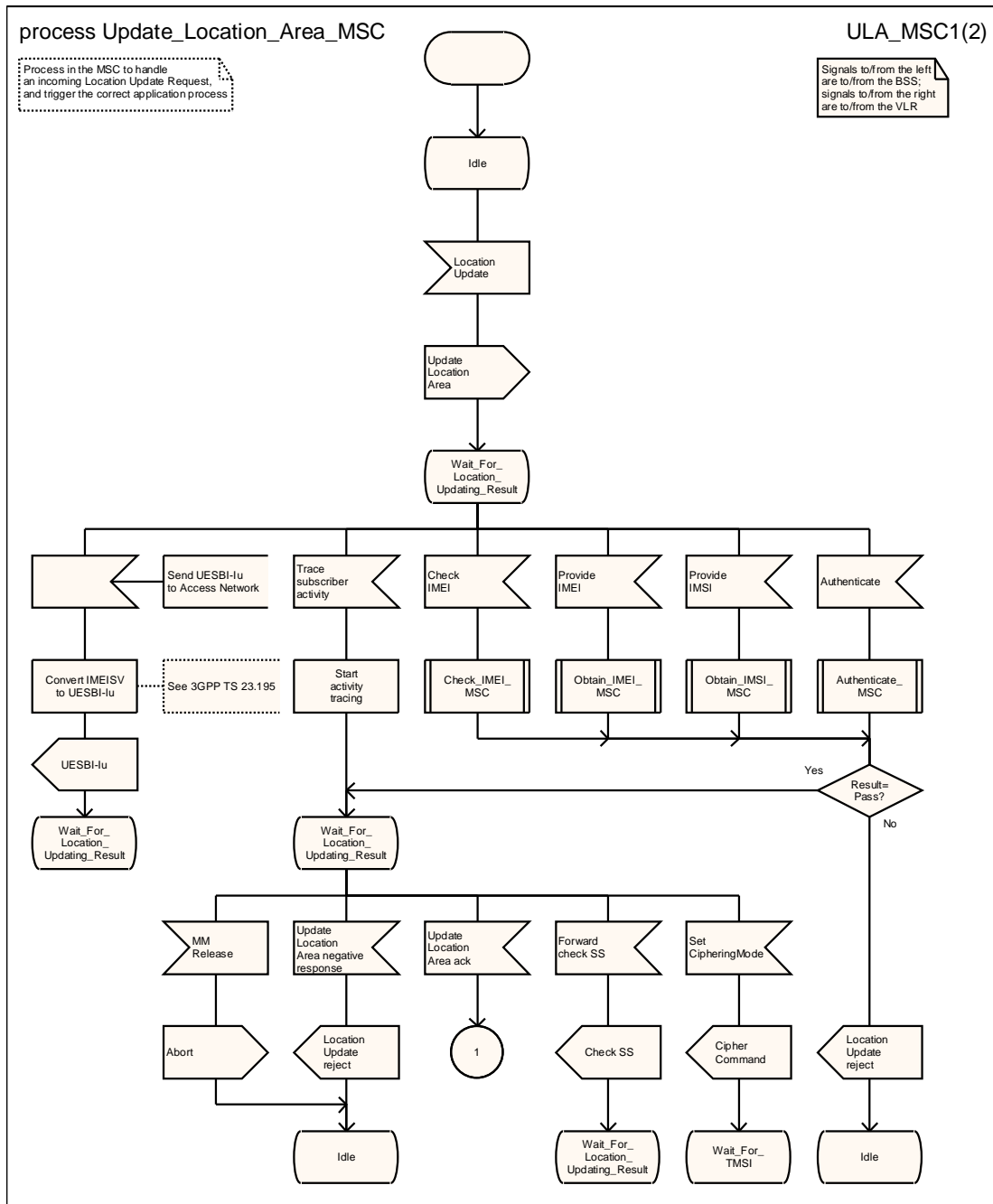


Figure 4.1.1.1 (sheet 1 of 2): Process Update_Location_Area_MSC

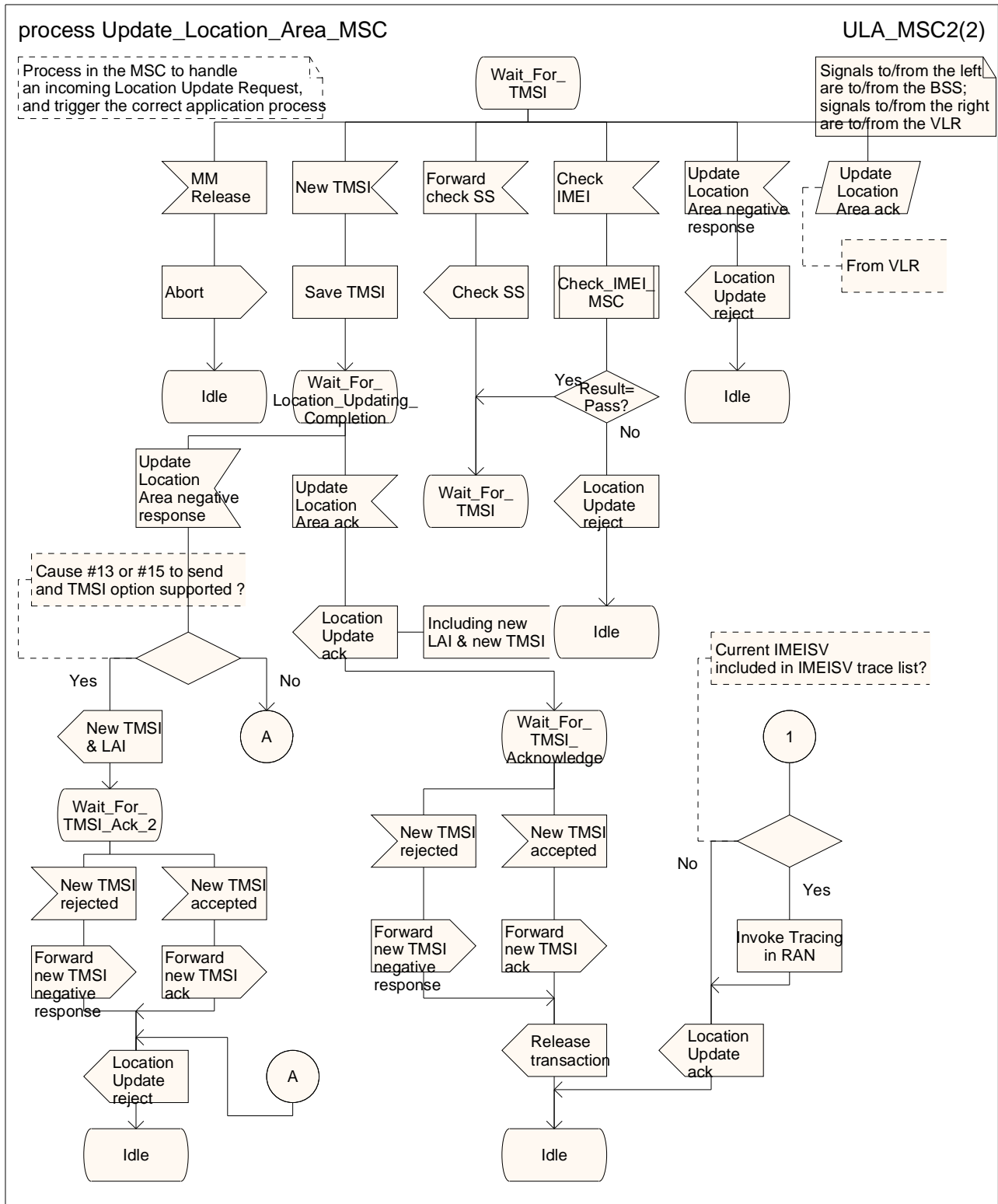


Figure 4.1.1.1 (sheet 2 of 2): Process Update_Location_Area_MSC

4.1.1.2 Procedure Authenticate_MSC

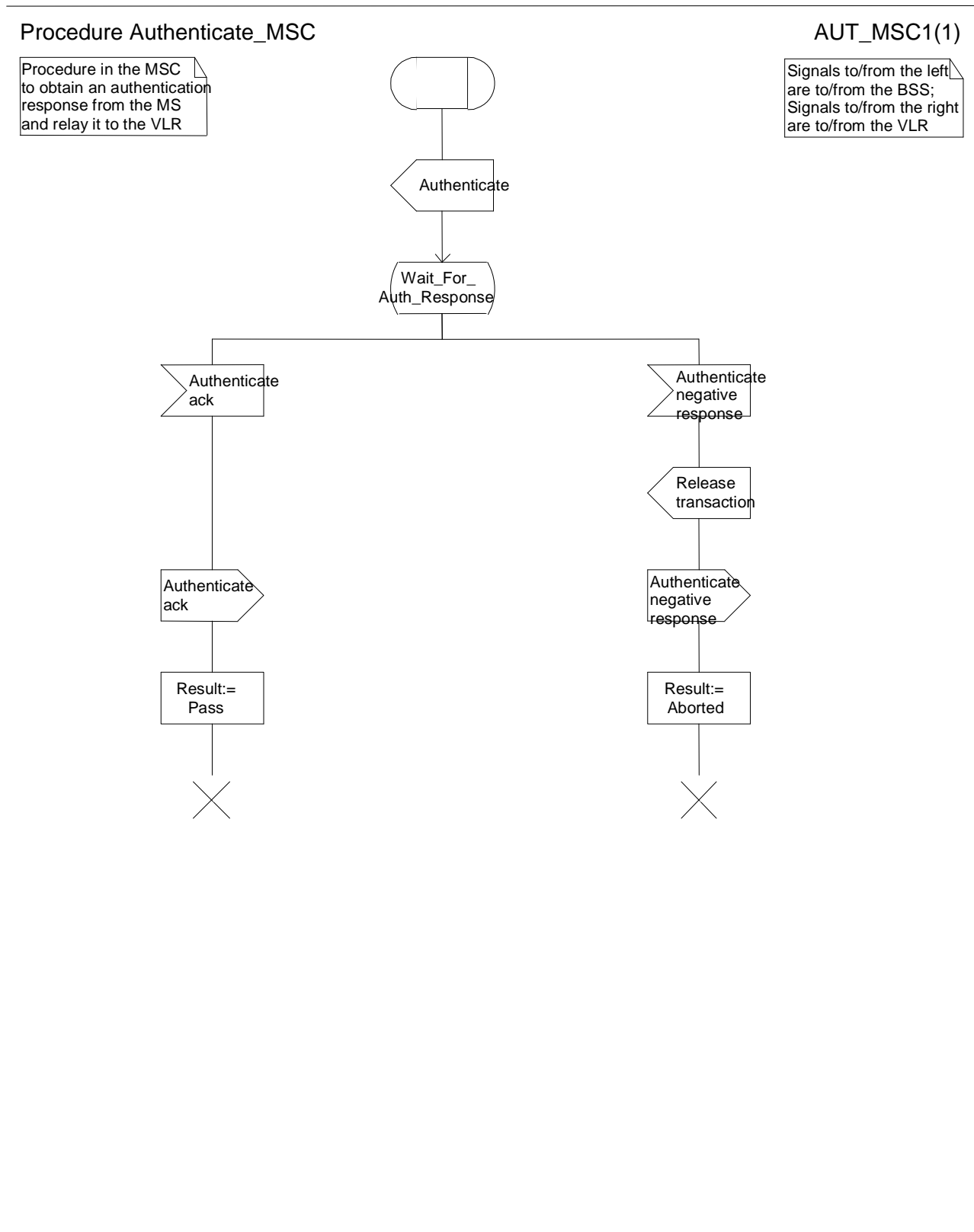


Figure 4.1.1.2 (sheet 1 of 1): Procedure Authenticate_MSC

4.1.2 Detailed procedure in the VLR

4.1.2.1 Process Update_Location_Area_VLR

General comment: at any stage in the location updating process the MSC may receive an indication from the BSS that the MM transaction has been released. The MSC then sends an Abort signal to the VLR. Upon receipt of this message, the VLR shall follow one of two possible courses of action.

The two possible courses of action and the conditions determining which course shall be taken are as follows:

1. If a successfully authenticated radio connection is already established before the Abort message is received, the VLR shall ignore the message.
2. If a successfully authenticated radio connection has not been established before the Abort message is received, the VLR shall abort the Update Location Area process and return to the idle state.

Sheet 1: the location area updating process will be activated by receiving an Update Location Area indication from the MSC. If there are parameter errors in the indication, the process is terminated with the appropriate error sent in the Update Location Area response to the MSC. Else, the behaviour will depend on the subscriber identity received, either an IMSI or a TMSI.

The Automatic Device Detection (ADD) function is an optional feature that allows the HLR to be updated with the current User Equipment (IMEISV) and thus enables the network to configure the subscriber's equipment based on a predefined profile. The mechanism for the IMEISV retrieval by device management system (either from HLR or VLR) is outside the scope of this specification. As an optimisation, the VLR may optionally store whether or not the HLR supports the ADD feature and use this information to decide whether or not to send an update to the HLR.

The Paging Area function is an optional feature that allows the HLR to be updated with the current Paging Area (PgA) (see subclause 2.6). If supported, whenever the paging area changes, the VLR shall send a MAP Update Location request with the Paging Area parameter set to the location areas belonging to the new paging area. The Paging Area is then sent by the HLR (if available) to the VLR in the MAP Provide Roaming Number and may be used for paging optimisation after a MSC/VLR restart (see 3GPP TS 23.018 [5a]).

Sheet 1: The usage of a Hop Counter is an optional optimization.

Sheet 2: at the decision "HLR updating required?" the "True" branch shall be taken if and only if one or more of the following conditions is true:

- (1) Location Info Confirmed in HLR is false.
- (2) Data Confirmed by HLR is false.

Sheet 2: : The execution of the test "HLR supports ADD?" and the action "set: skip subscriber data update" is an optional optimisation and depends on the presence of the relevant indication from the HLR that ADD functionality is supported. If this optimisation is not supported on the VLR or no indication is received, both are bypassed in which case processing continues at connector 4.

Sheet 2: The execution of the test "HLR supports PgA?" and the action "set: skip subscriber data update" depends on the presence of the relevant indication from the HLR that PgA functionality is supported.

Sheet 2: The "Subscriber data dormant" flag is an optional parameter that shall at least be supported by VLR implementing the Mobile Terminating Roaming Retry feature (see 3GPP TS 23.018 [5a]). A VLR not supporting this flag shall behave as if the flag is set to false.

Sheet 2: A VLR supporting the Mobile Terminating Roaming Retry feature sets the "Cancel Location received" flag to false after authenticating the radio connection. This is used to determine whether to trigger MT roaming retry upon receipt of an incoming call, see subclause 7.3.2.1 of 3GPP TS 23.018 [5a].

Sheet 3: the procedure Obtain_IMSI_VLR is specified in 3GPP TS 23.018 [5a].

The type of Location Update is retrieved in 3GPP TS 23.078 [11] procedure "Set_Notification_Type" and is returned into the "Notify" variable; this information is necessary for the CAMEL Mobility Management event notification procedure 3GPP TS 23.078 [11] "Notify_gsmSCF".

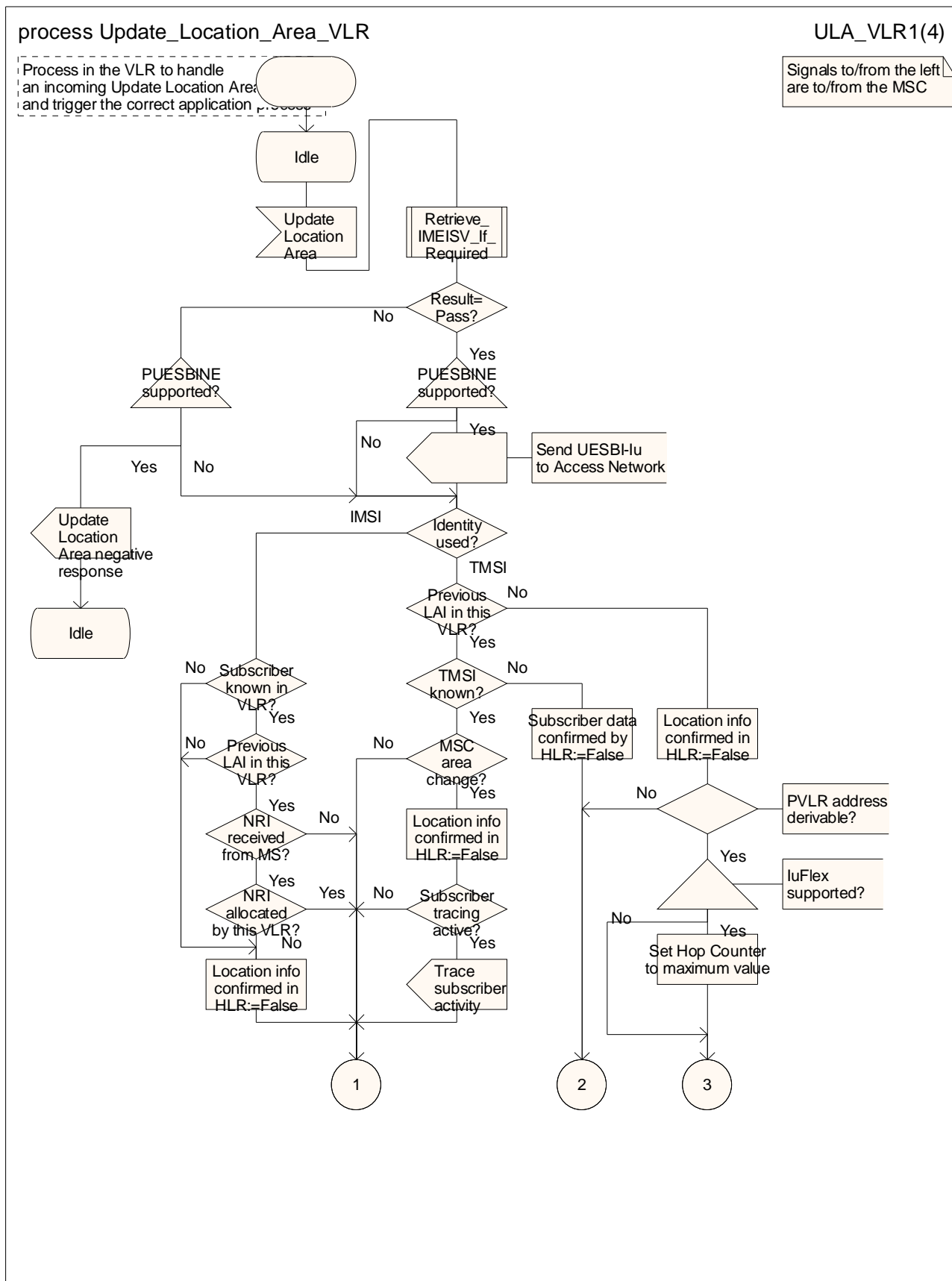


Figure 4.1.2.1 (sheet 1 of 3): Process Update_Location_Area_VLR

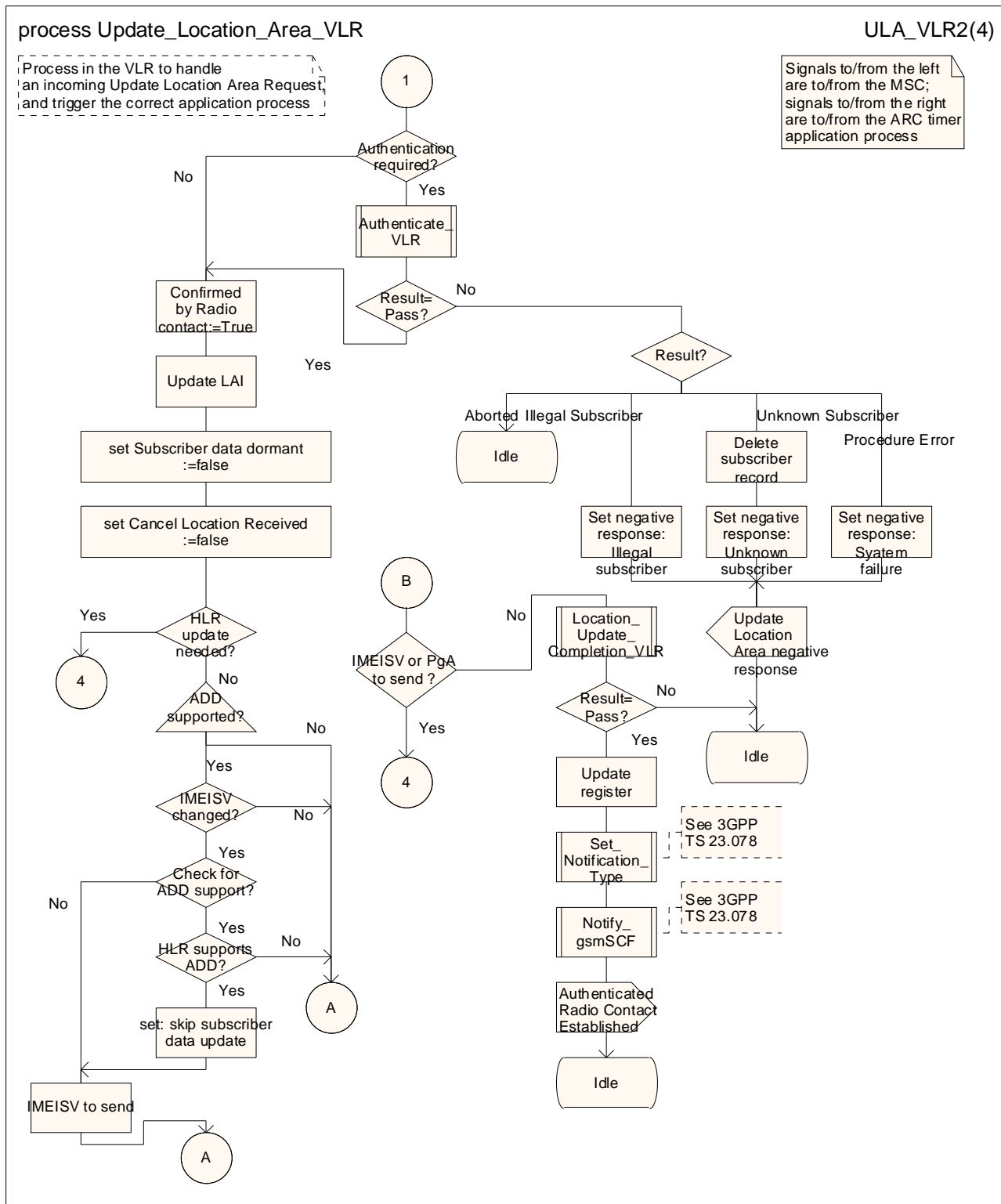


Figure 4.1.2.1 (sheet 2 of 3): Process Update_Location_Area_VLR

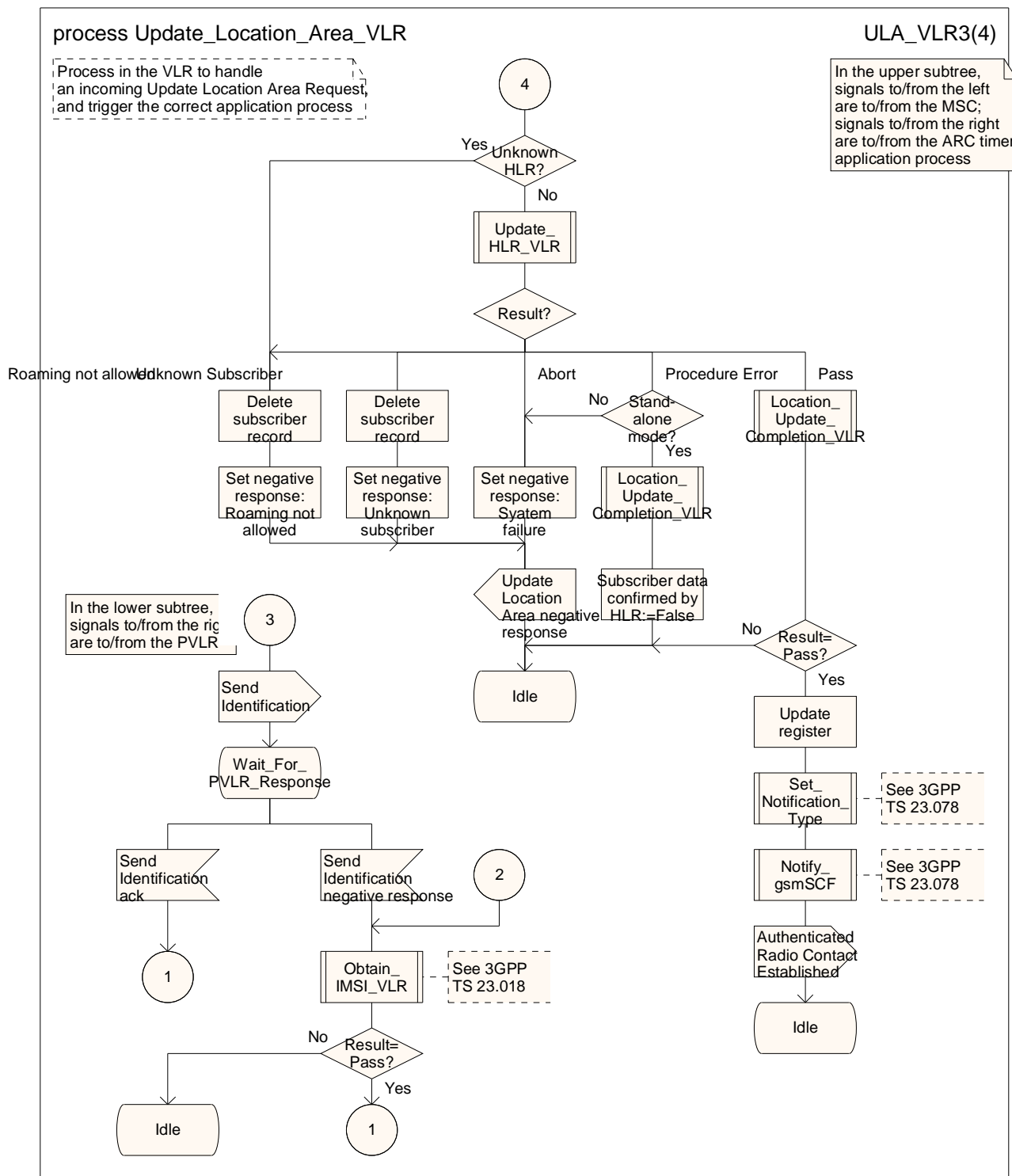


Figure 4.1.2.1 (sheet 3 of 3): Process Update_Location_Area_VLR

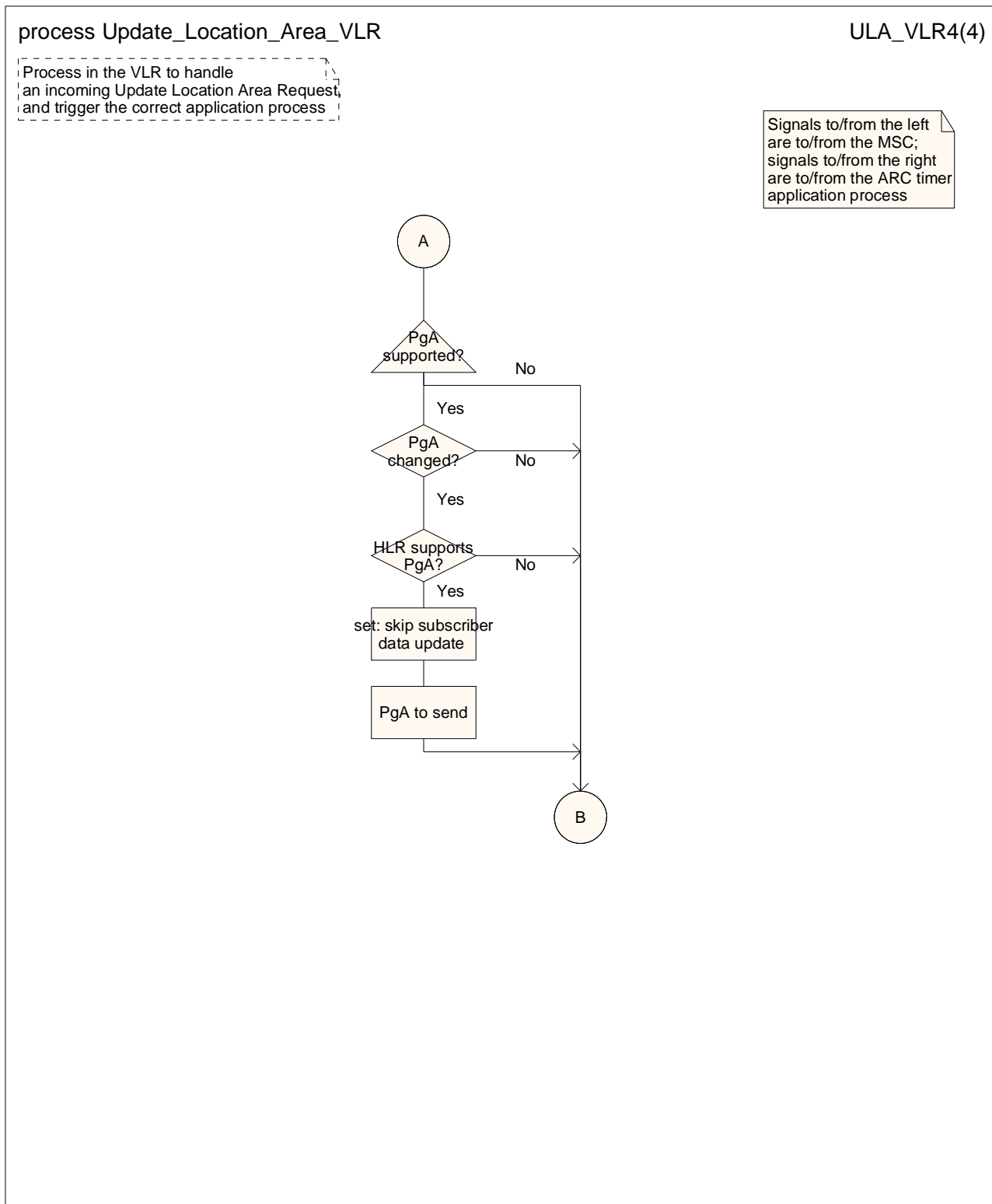


Figure 4.1.2.1 (sheet 4 of 4): Process Update_Location_Area_VLR

4.1.2.1a Procedure Retrieve_IMEISV_If_Required

The decision box "received IMEISV = stored IMEISV" takes the "No" exit if no IMEISV is stored.

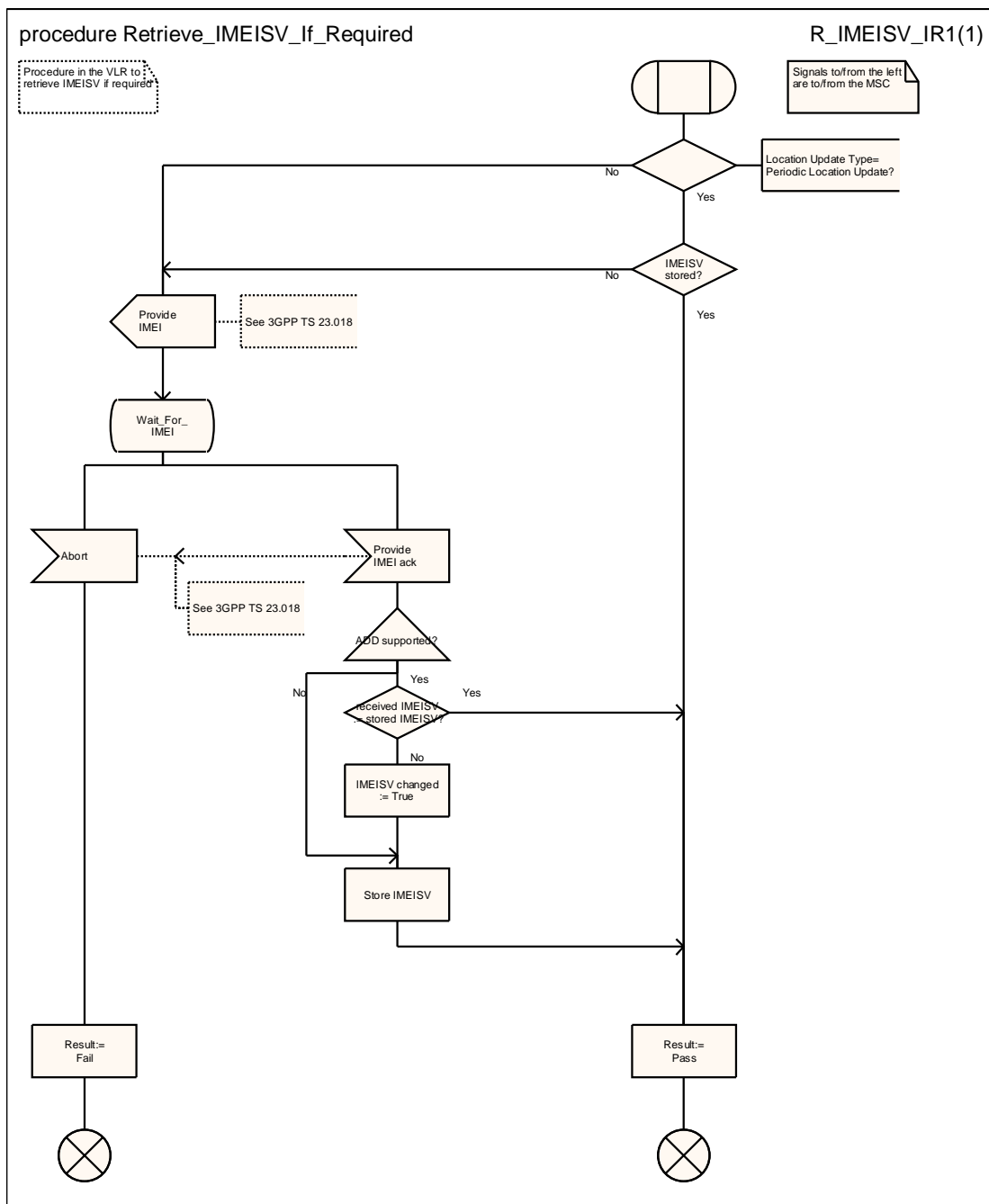


Figure 4.1.2.1A: Procedure Retrieve_IMEISV_If_Required

4.1.2.2 Procedure Authenticate_VLR

Sheet 2: The procedure Obtain_IMSI_VLR is specified in 3GPP TS 23.018 [5a].

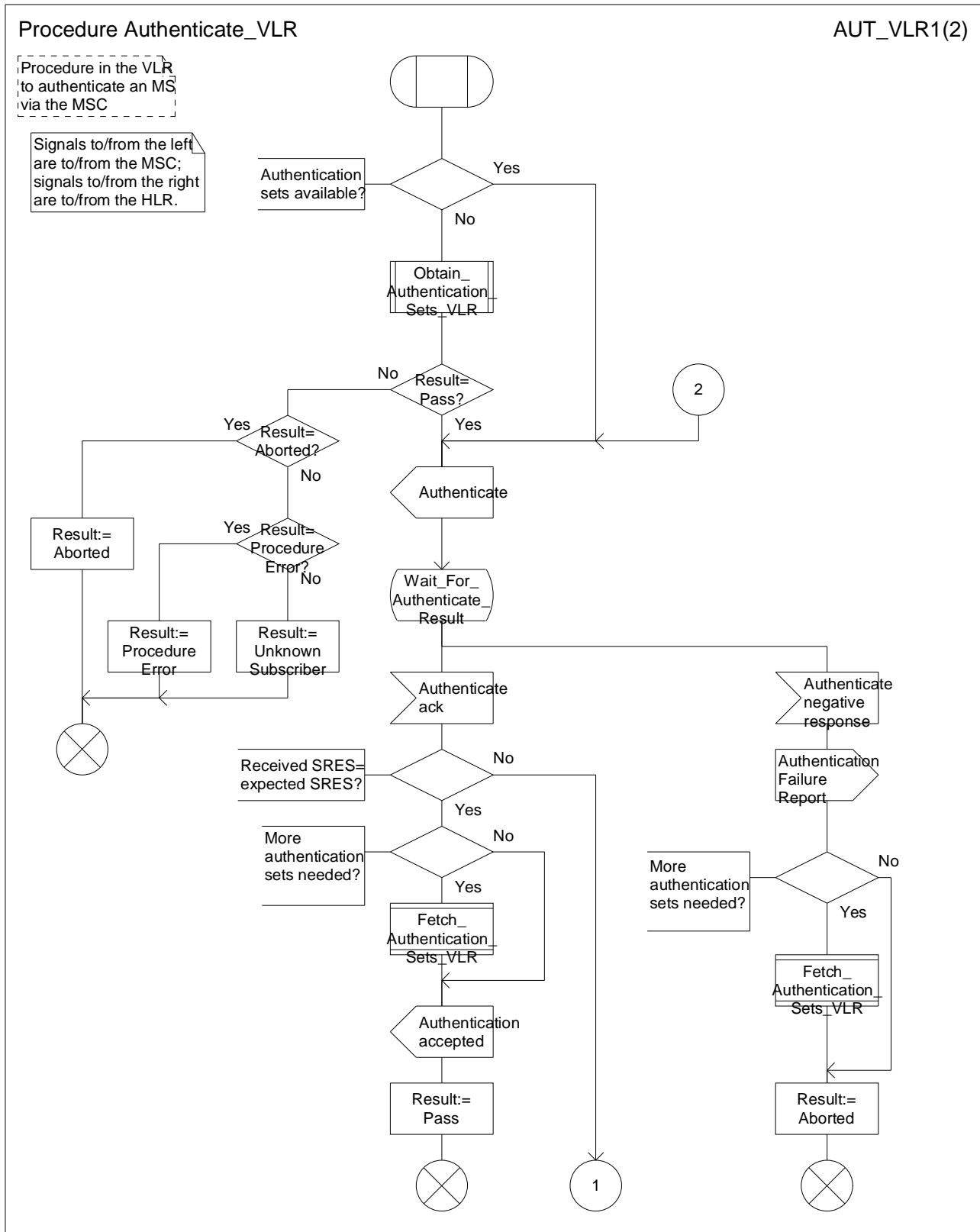


Figure 4.1.2.2 (sheet 1 of 2): Procedure Authenticate_VLR

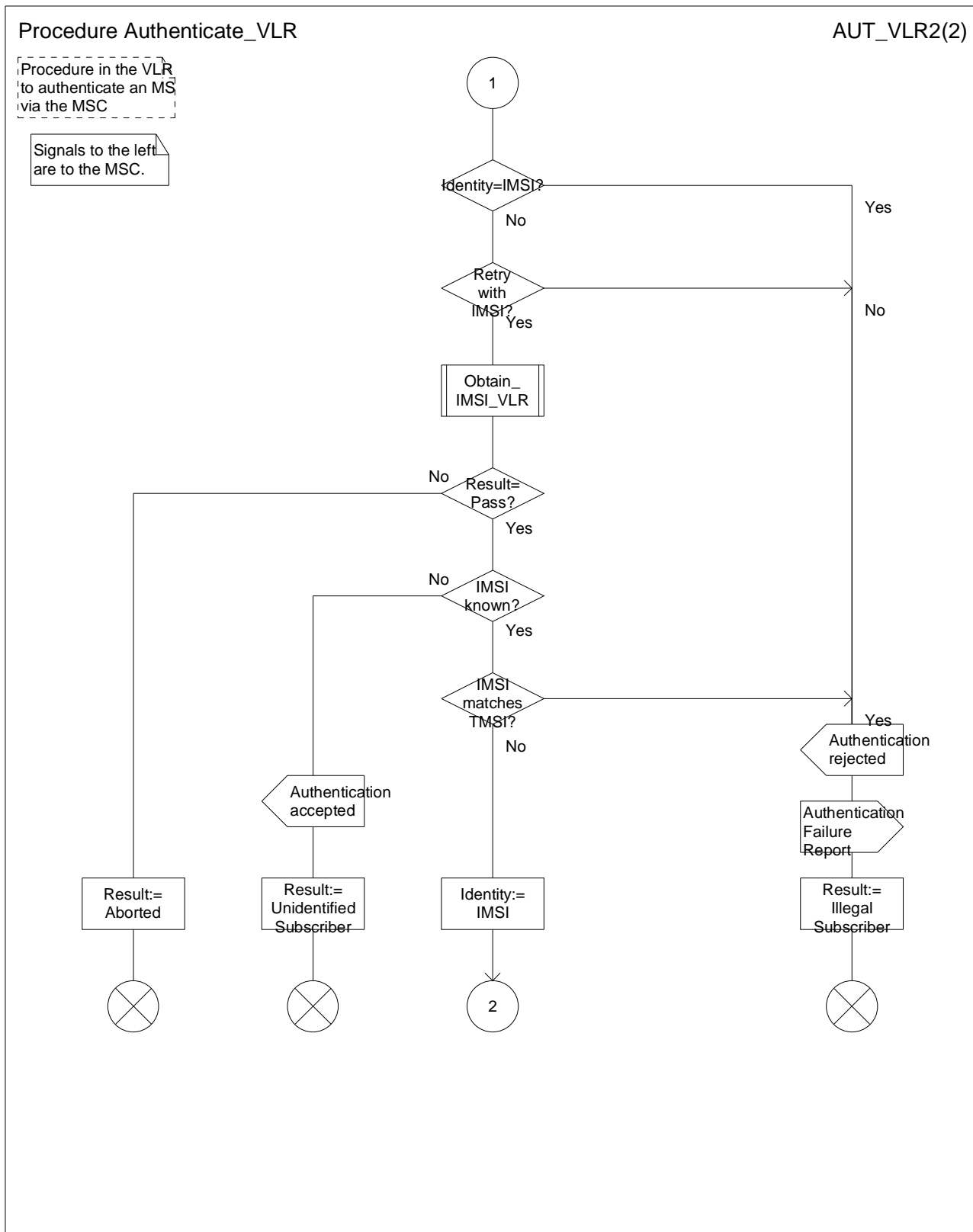


Figure 4.1.2.2 (sheet 2 of 2): Procedure Authenticate_VLR

4.1.2.3 Procedure Location_Update_Completion_VLR

Sheet 1: Decision "National Roaming Restrictions Exist?" distinguishes whether or not the subscriber is allowed service in the target LA, based on the current location of the MS and the VLR's knowledge of other networks. The "Yes" branch results in the sending of "Update Location Area Negative Response" toward the MSC (and the MS), with cause

"National Roaming Not Allowed." However, subscriber data shall not be deleted from the VLR. This is to avoid unnecessary HLR updating should the subscriber be allowed subsequently to roam in other LAs of the same MSC.

Sheet 1: Decision "Access-Restriction-Data permits current RAT?" performs a check on the subscriber's AccessRestrictionData information received from the HLR and either allows the operation to continue or rejects the Location Update. The decision is taken according to the following:

-If AccessRestrictionData value includes "GERAN not allowed" and the LA/RA, where the MS accesses the network, is served by GERAN, then the subscriber's access is not permitted.

-If AccessRestrictionData value includes "UTRAN not allowed" and the LA/RA, where the MS accesses the network is served by UTRAN, then the subscriber's access is not permitted.

Sheet 1: When the Location Update is not allowed because the subscriber access is restricted due to Administrative Restriction of Subscribers' Access feature, the flow results in the sending of "Update Location Area Negative Response" toward the MSC (and the MS). The recommended cause code is "RAT not allowed", but cause codes "PLMN not allowed" or "National Roaming Not allowed" may also be used based on operator configuration and the required MS behaviour.

Note: For the mapping of MAP Process cause code values to values on the MM protocol interface see 3GPP TS 29.010 [14].

For the MS behaviour determined on the received cause code see 3GPP TS 24.008[13].

Sheet 1: Decision "Roaming restriction due to Unsupported Feature received in subscriber data?" distinguishes whether or not the subscriber data received from the HLR indicates "roaming restriction due to unsupported feature." The "Yes" branch results in the sending of "Update Location Area Negative Response" toward the MSC (and the MS), with cause "National Roaming Not Allowed." However, subscriber data shall not be deleted from the VLR. This is to avoid unnecessary HLR updating should the subscriber be allowed subsequently to roam in other LAs of the same MSC.

Sheet 1: Decision "Regional subscription restriction" distinguishes whether or not the subscriber is allowed service in the target LA, which the VLR deduces based on regional subscription information received from the HLR. The "Yes" branch results in the sending of "Update Location Area Negative Response" toward the MSC (and the MS), with cause "location area not allowed." However, subscriber data shall not be deleted from the VLR. This is to avoid unnecessary HLR updating should the subscriber be allowed subsequently to roam in other LAs of the same MSC.

Sheet 1: Causes "National Roaming Not Allowed" and "RAT not allowed" lead to sending of cause #13 (roaming not allowed in the Location Area) and #15 (no suitable cells in Location Area) respectively to the MS (see 3GPP TS 29.010 [14]). On receipt of cause #13 or #15 the TMSI and LAI currently stored in the MS are not deleted (see 3GPP TS 24.008 [13]). As an option (referred-to as "TMSI option"), for these two reject causes, the VLR may forward a new TMSI (with the new LAI) together with the sending of "Update Location Area Negative Response" toward the MSC. The Location Updating Reject is sent to the MS after forwarding of the new TMSI (and new LAI) (see subclause 4.1.1.1).

This optional TMSI allocation (with new LAI) ensures that:

- a pre-Rel-8 MS will initiate a location updating if it roams back to the previous Location Area (allowed), i.e. to the location area whose identity is already stored in the MS, after having received the reject cause #13 or #15; otherwise the location updating may not be initiated and mobile terminated calls may not be delivered until the next mobile originated activity or periodic location update (see 3GPP TR 29.994 [18]).
- the next location update enables the new VLR to address the correct previous VLR (which controls the not allowed Location Area) and to obtain the right IMSI and security context; otherwise a wrong VLR is addressed (corresponding to the TMSI/LAI of the VLR that controlled the previous allowed LA) and a wrong IMSI / security context would be obtained if the TMSI was reallocated.

Sheet 2: If the MS performs a location update procedure in a VPLMN supporting Autonomous CSG Roaming and the HPLMN has enabled Autonomous CSG Roaming in the VPLMN (via Service Level Agreement) and if the VLR needs to retrieve the CSG Subscription Data of the MS from the CSS, the VLR shall initiate the Update VCSG Location Procedure with the CSS and store the CSG Subscription data if any received from the CSS. The stored CSG Subscription data is used by VLR to perform access control for the MS.

If the Update VCSG Location Procedure fails, the VLR continues the location update procedure.

Sheet 3: The procedure Check_IMEI_VLR is specified in 3GPP TS 23.018 [5a].

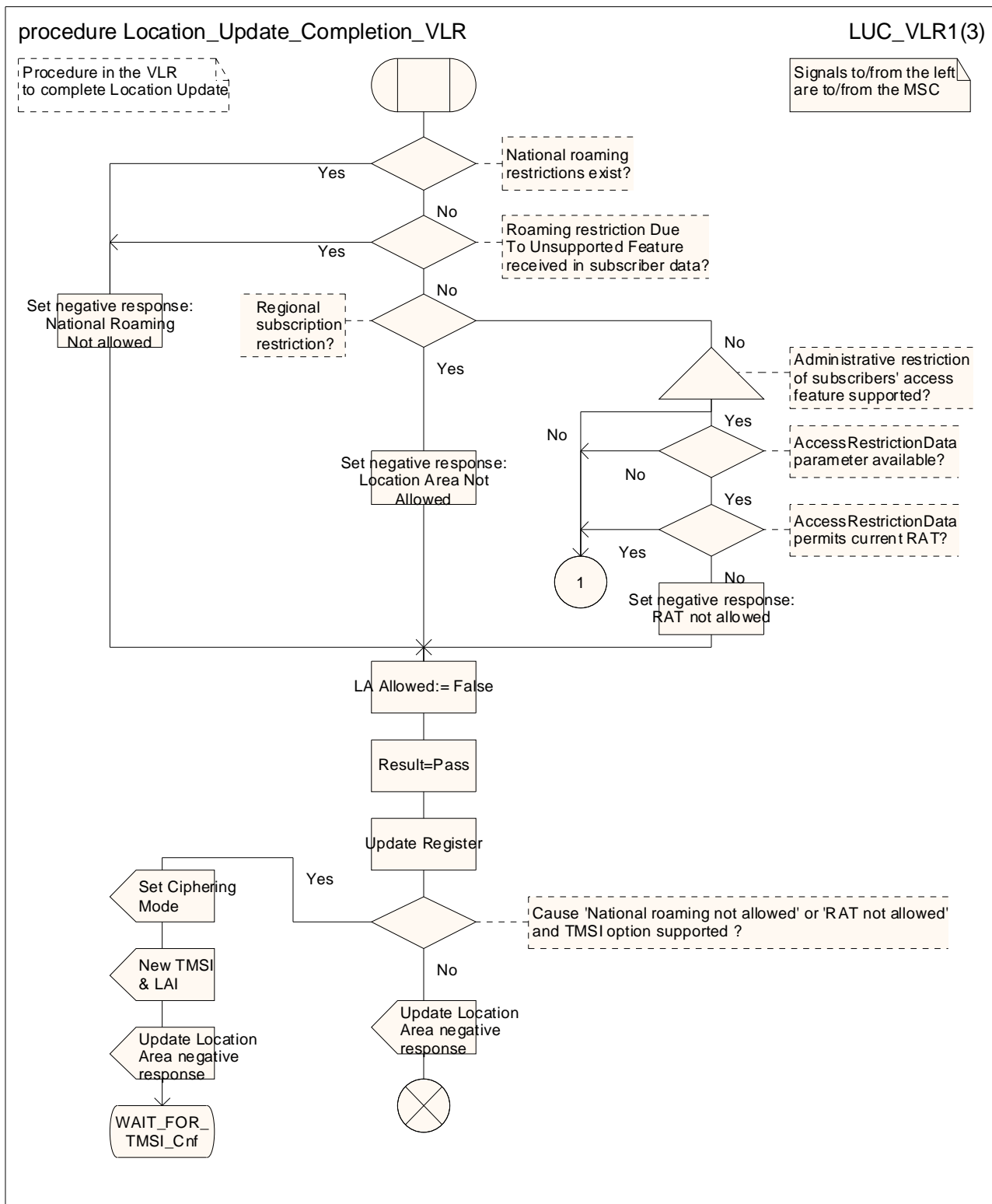


Figure 4.1.2.3 (sheet 1 of 3): Procedure Location_Update_Completion_VLR

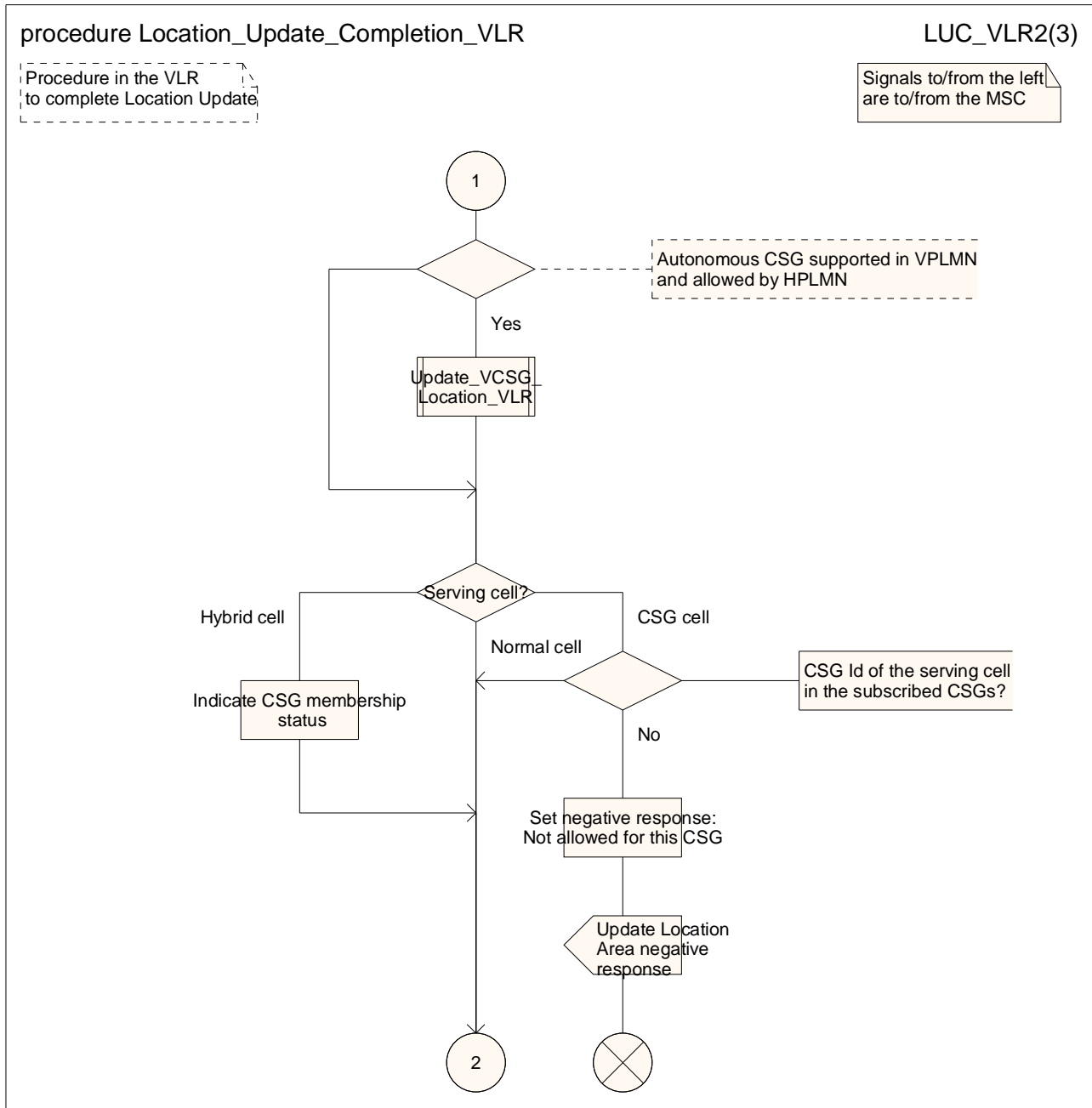


Figure 4.1.2.3 (sheet 2 of 3): Procedure Location_Update_Completion_VLR

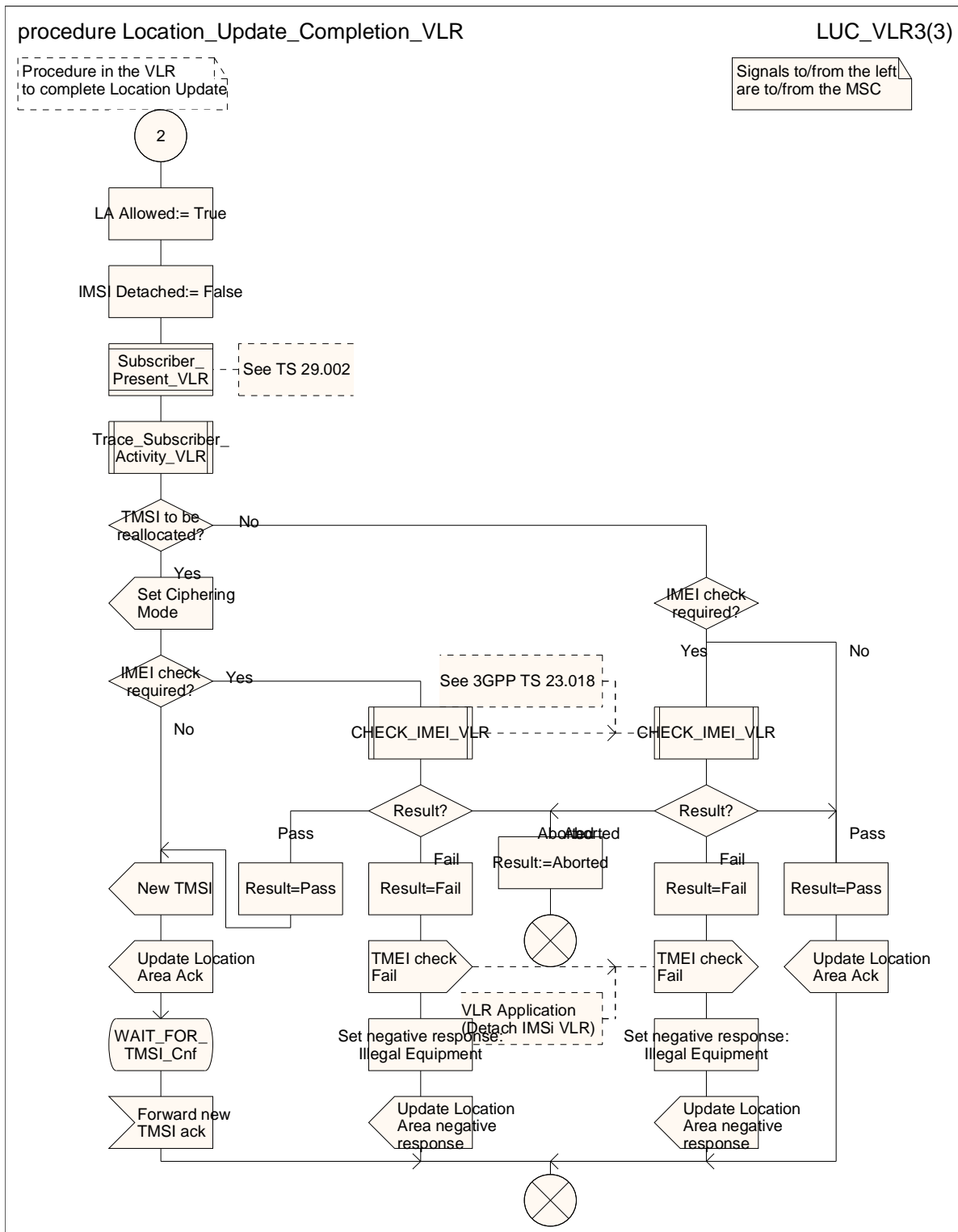


Figure 4.1.2.3 (sheet 3 of 3): Procedure Location_Update_Completion_VLR

4.1.2.4 Procedure Update_HLR_VLR

Sheet 1: The procedure Check_User_Error_In_Serving_Network_Entity is specific to Super-Charger; it is specified in 3GPP TS 23.116 [7].

Sheet 1: A VLR supporting the MT Roaming Forwarding feature (see 3GPP TS 23.018 [5a]) includes the "MTRF supported" flag in the MAP Update Location message sent to the HLR. After sending this message, the VLR may receive at any time an MT Provide Roaming Number request including the MTRF Indicator from the old VLR in the WAIT_FOR_DATA state (not represented in the SDL).

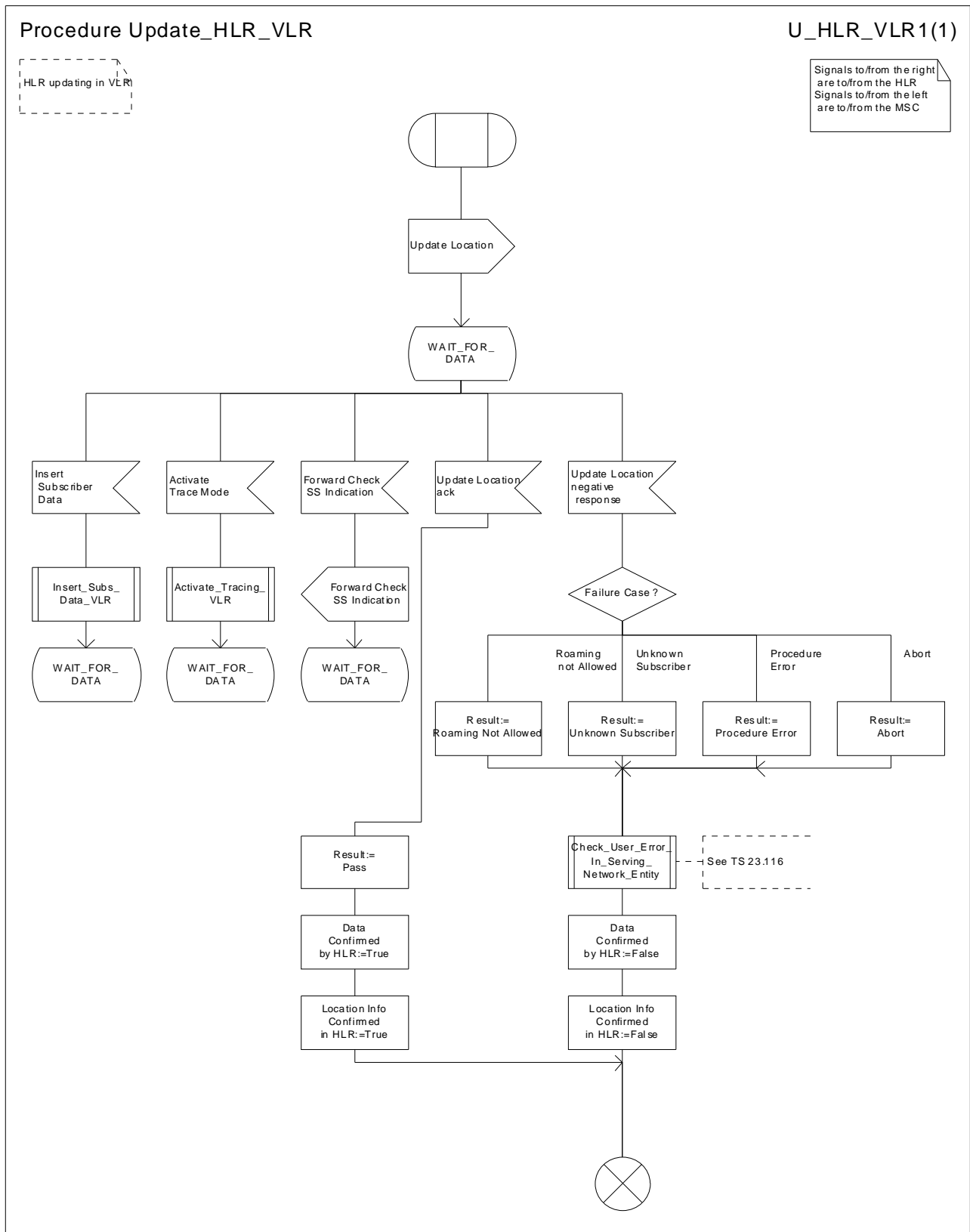


Figure 4.1.2.4 (sheet 1 of 1): Procedure Update_HLR_VLR

4.1.2.5 Procedure Insert_SubData_VLR

The procedure Check_Parameters is specified in 3GPP TS 23.018 [5a].

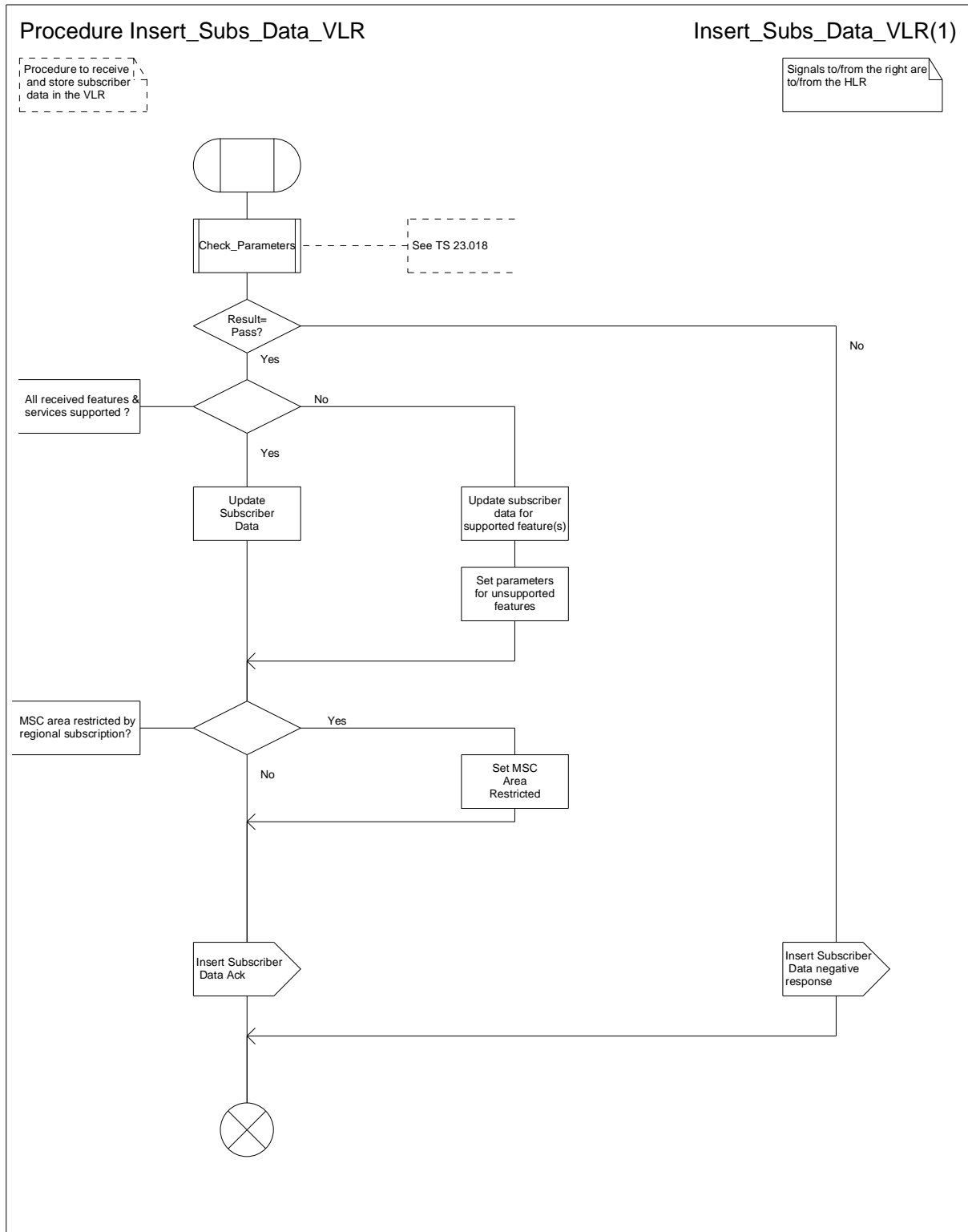


Figure 4.1.2.5 (sheet 1 of 1): Procedure Insert_Subs_Data_VLR

4.1.2.6 Procedure Activate_Tracing_VLR

The procedure Check_Parameters is specified in 3GPP TS 23.018 [5a].

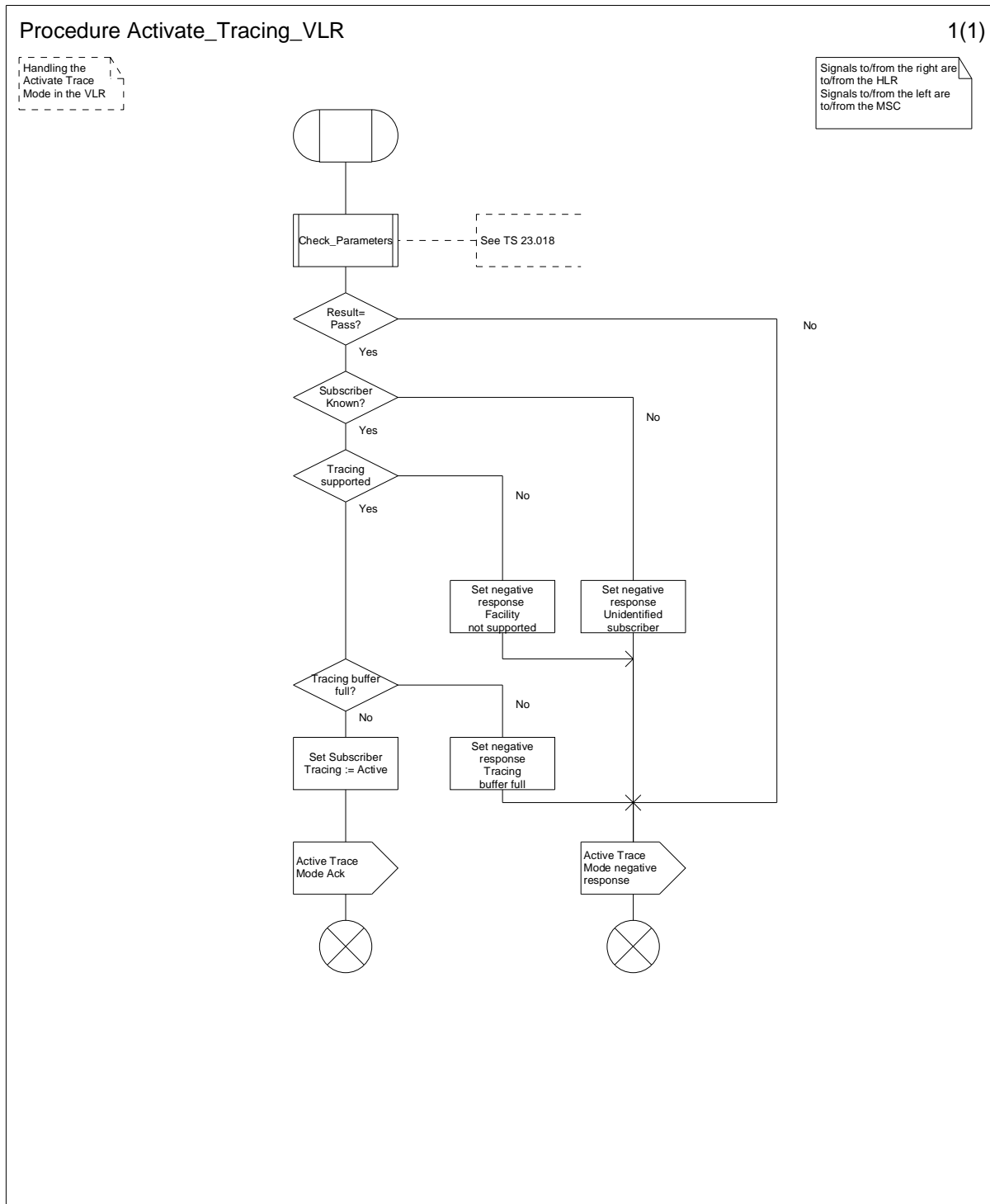


Figure 4.1.2.6 (sheet 1 of 1): Procedure Activate_Tracing_VLR

4.1.2.7 Process Send_Identification_PVLR

Sheet 1: The procedure Check_Parameters is specified in 3GPP TS 23.018 [5a].

Sheet 1: Decision "IuFlex applied?" distinguishes whether or not the PVLR applies "Intra Domain Connection of RAN Nodes to Multiple CN Nodes" as described in 3GPP TS 23.236 [12]. If this feature is applied, the VLR shall extract the

NRI from the TMSI and attempt to derive the VLR address of the VLR where the subscriber was previously registered, denoted in the following as the "real PVLR".

Sheet 1: Decision "Result = success?" distinguishes whether the NRI could be successfully converted into the "real PVLR" address. In case of successful conversion, the PVLR shall relay the received Send_Identification message to the "real PVLR" as specified in 3GPP TS 23.236 [12]. The new VLR and the "real PVLR" shall not perceive that relaying is being performed, i.e. they shall not notice the presence of the relaying node. The actual mechanism used to perform the relay is an implementation choice. A possible mechanism is described in section 4.1.2.9.

Sheet 1: If supported by the VLR, the "Subscriber data dormant" flag shall be set to true to reflect that the MS has moved outside the VLR area. A VLR not supporting this flag shall behave as if the flag is set to false.

NOTE: HLRs compliant with this release of the specification and supporting mobile terminating roaming retry and Super-Charger will always send a Cancel Location message to the old VLR even in a supercharged network (see 3GPP TS 23.018 [5a]). HLRs compliant with an earlier release of the specification may not always send a Cancel Location message in a supercharged network. To support mobile terminating roaming retry with such HLR implementations, the old VLR can start a timer upon receipt of the MAP Send Identification message while on-going paging to trigger the sending of an internal Cancel Location to the old MSC and thus the sending of a MAP Resume Call Handling message by the old MSC to the GMSC after the sending of the MAP Update Location by the new VLR to the HLR.

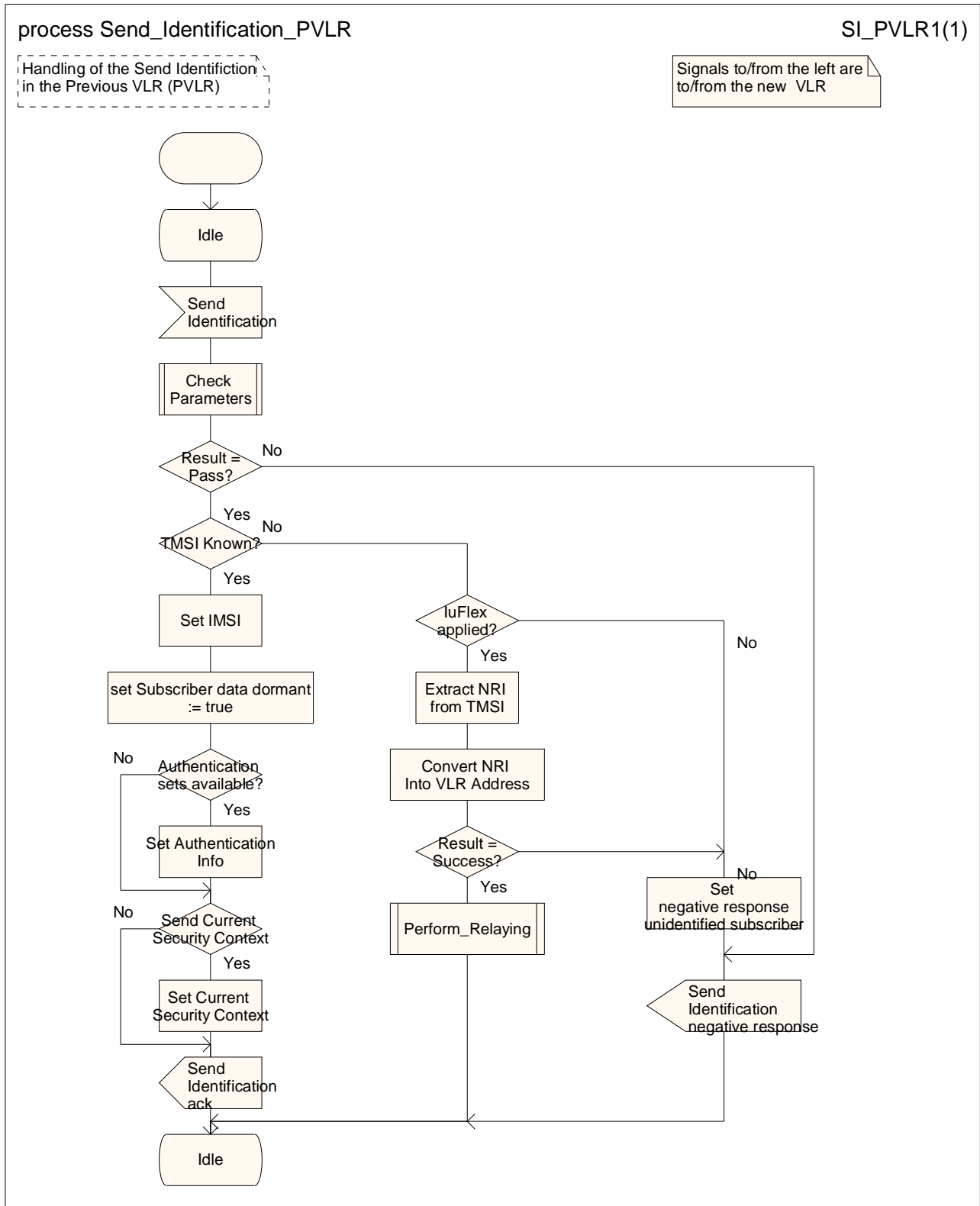


Figure 4.1.2.7 (sheet 1 of 1): Process Send_Identification_PVLR

4.1.2.8 Process Trace_Subscriber_Activity_VLR

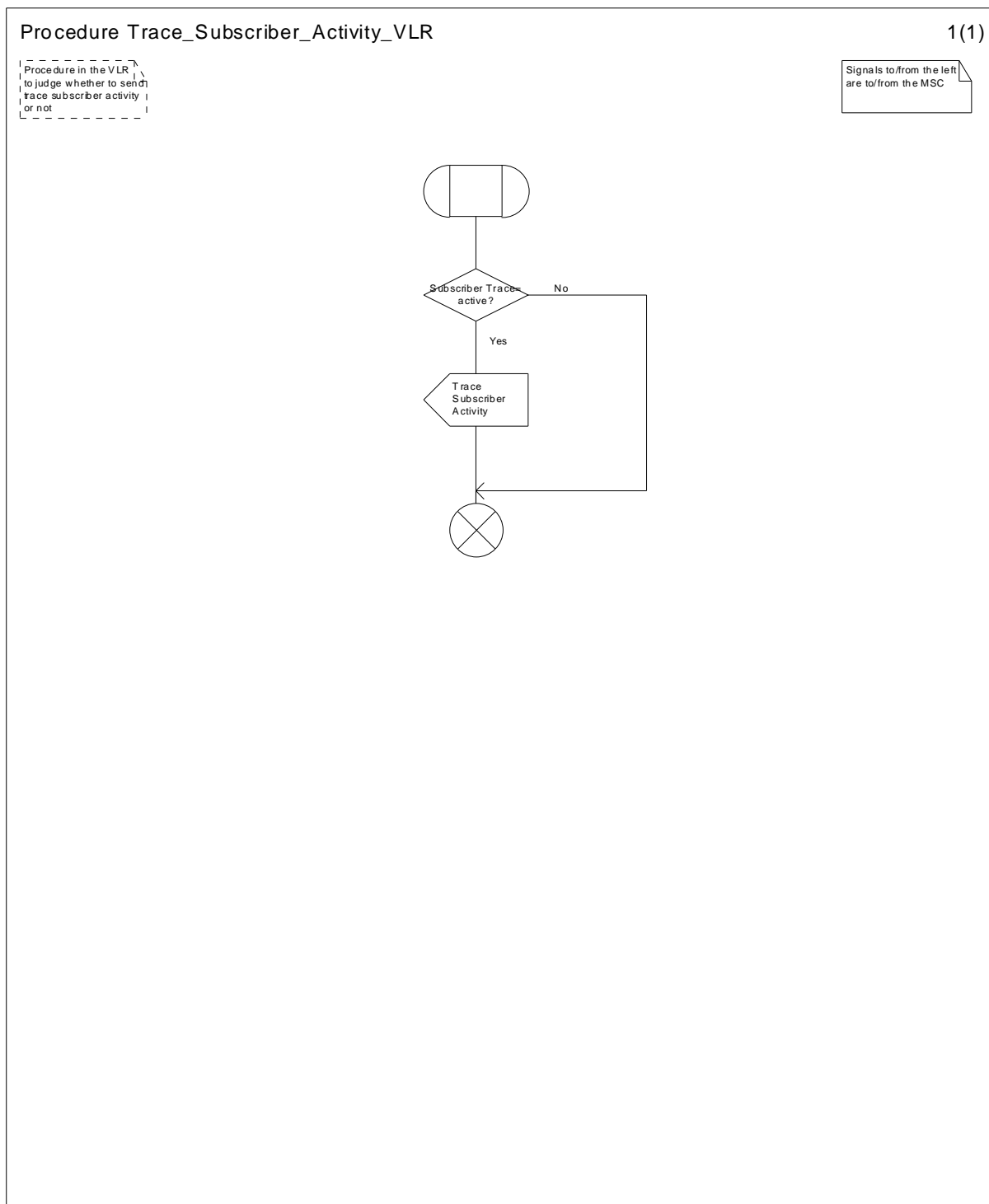


Figure 4.1.2.8 (sheet 1 of 1): Process Trace_Subscriber_Activity_VLR

4.1.2.9 Procedure Perform Relaying

The relay may be performed by opening a new MAP dialogue to the "real PVLR" and keeping it linked to the existing MAP dialogue between the new VLR and the PVLR. Every message received for one of these dialogues shall be relayed to the other one, until the two dialogues are closed. This mechanism is described in figure 4.1.2.9.

In order to improve the signalling efficiency of the relaying function, alternative mechanisms may be implemented as long as no difference shall be perceived by the new VLR and the "real PVLR".

The usage of a Hop Counter is an optional optimization.

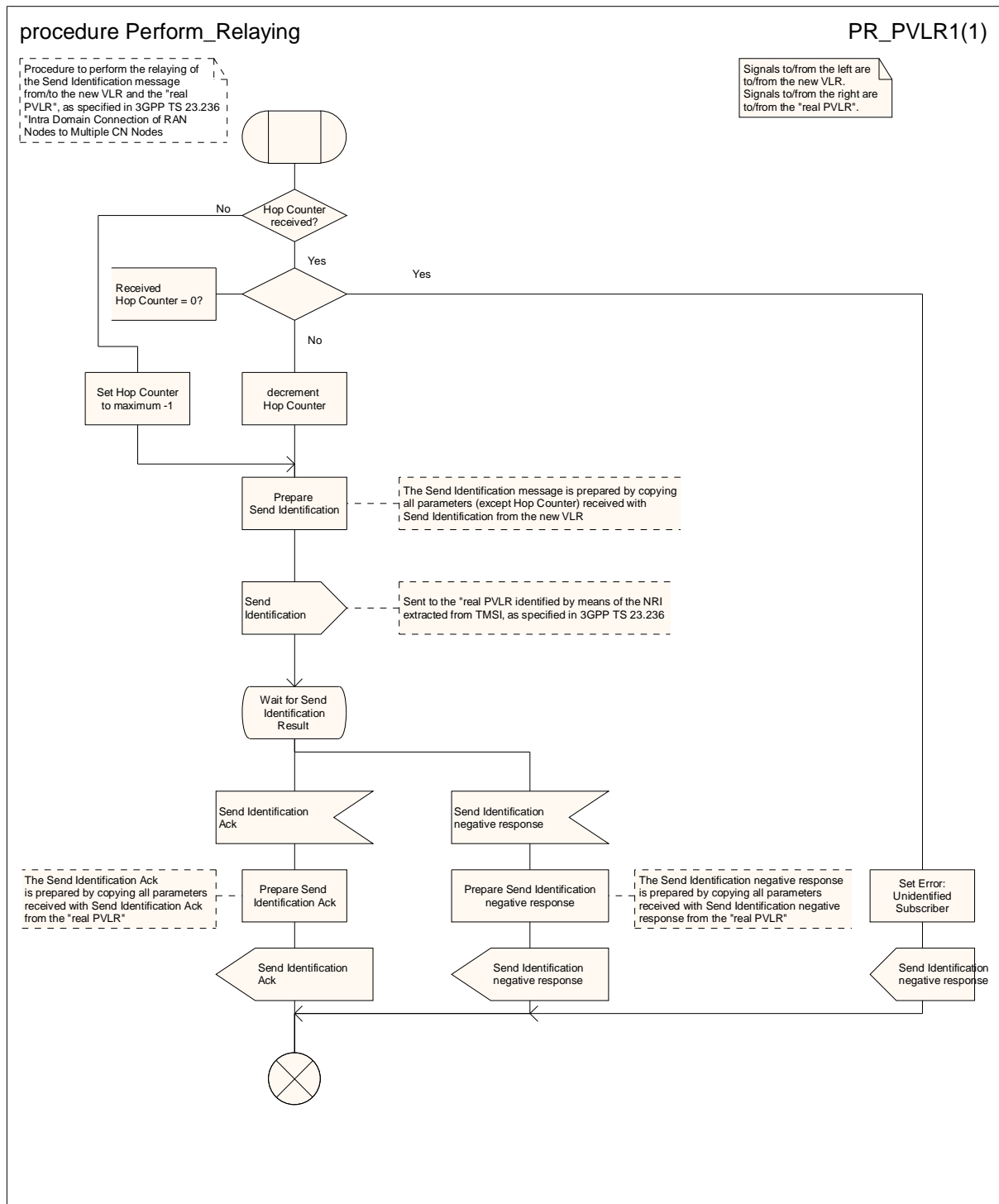


Figure 4.1.2.9 (sheet 1 of 1): Procedure Perform Relaying

4.1.2.10 Procedure Update_VCSG_Location_VLR

The VLR uses this procedure to register the MS with the CSG Subscriber Server and may retrieve the CSG subscription data from CSS.

When using this procedure, the VLR sends an Update VCSG Location request towards the CSS, and waits for the answer from the CSS.

- If the VLR receives a negative Update VCSG Location response from the CSS, the VLR sets the result with failure cause and ends this procedure.
- If the VLR receives an Insert VCSG Subscriber Data request, it shall update the CSG Subscription Data and returns a response message to CSS. The CSG Subscription Data received from the CSS is stored and managed in the VLR independently from the CSG Subscription Data received from the HLR. If the same CSG ID exists in both CSG Subscription Data from the CSS and CSG Subscription Data from the HLR, the CSG Subscription Data from the HLR shall take precedence over the CSG Subscription Data from the CSS.
- If the VLR receives a successful Update VCSG Location ACK message, it ends the procedure.
- If the successful Update VCSG Location ACK message indicates that there is no CSG Subscription data, the VLR shall not send any subsequent Update VCSG Location Request message to the CSS.

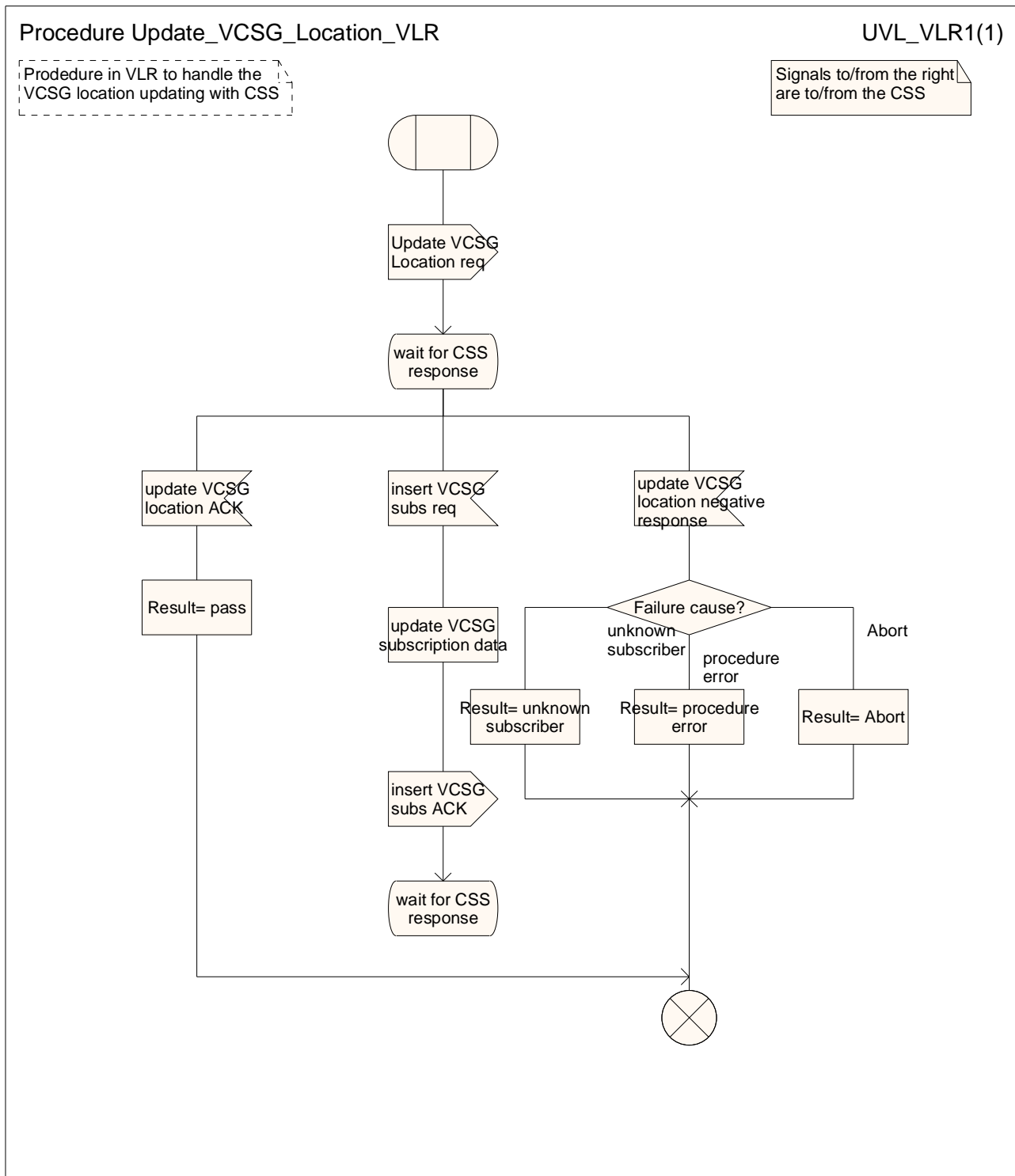


Figure 4.1.2.10 (sheet 1 of 1): Procedure Update_VCSG_Location_VLR

4.1.2.11 Procedure Insert_VCSG_Subscriber_Data_VLR

Whenever the CSG subscription data is changed for a MS in the CSS, and the changes affect the CSG subscription data stored in the VLR, the CSS shall inform the VLR about the changes by the means of an Insert VCSG Subscriber Data request (IMSI, CSG subscription data) which initiates the procedure Insert_VCSG_Subscriber_Data_VLR.

The VLR checks the received parameters. If the MS is unknown, the VLR shall send a negative Insert VCSG Subscriber Data response message to the CSS that deregisters the VLR for this MS. If the MS is known, the VLR shall update the stored CSG subscription data and acknowledge the Insert VCSG Subscriber Data request by returning an Insert VCSG Subscriber Data Ack.

The CSG Subscription Data received from the CSS is stored and managed in the VLR independently from the CSG Subscription Data received from the HLR. The Insert VCSG Subscriber Data procedure shall only affect the CSG Subscription Data received from the CSS.

If the same CSG ID exists in both CSG Subscription Data from the CSS and CSG Subscription Data from the HLR, the CSG Subscription Data from the HLR shall take precedence over the CSG Subscription Data from the CSS.

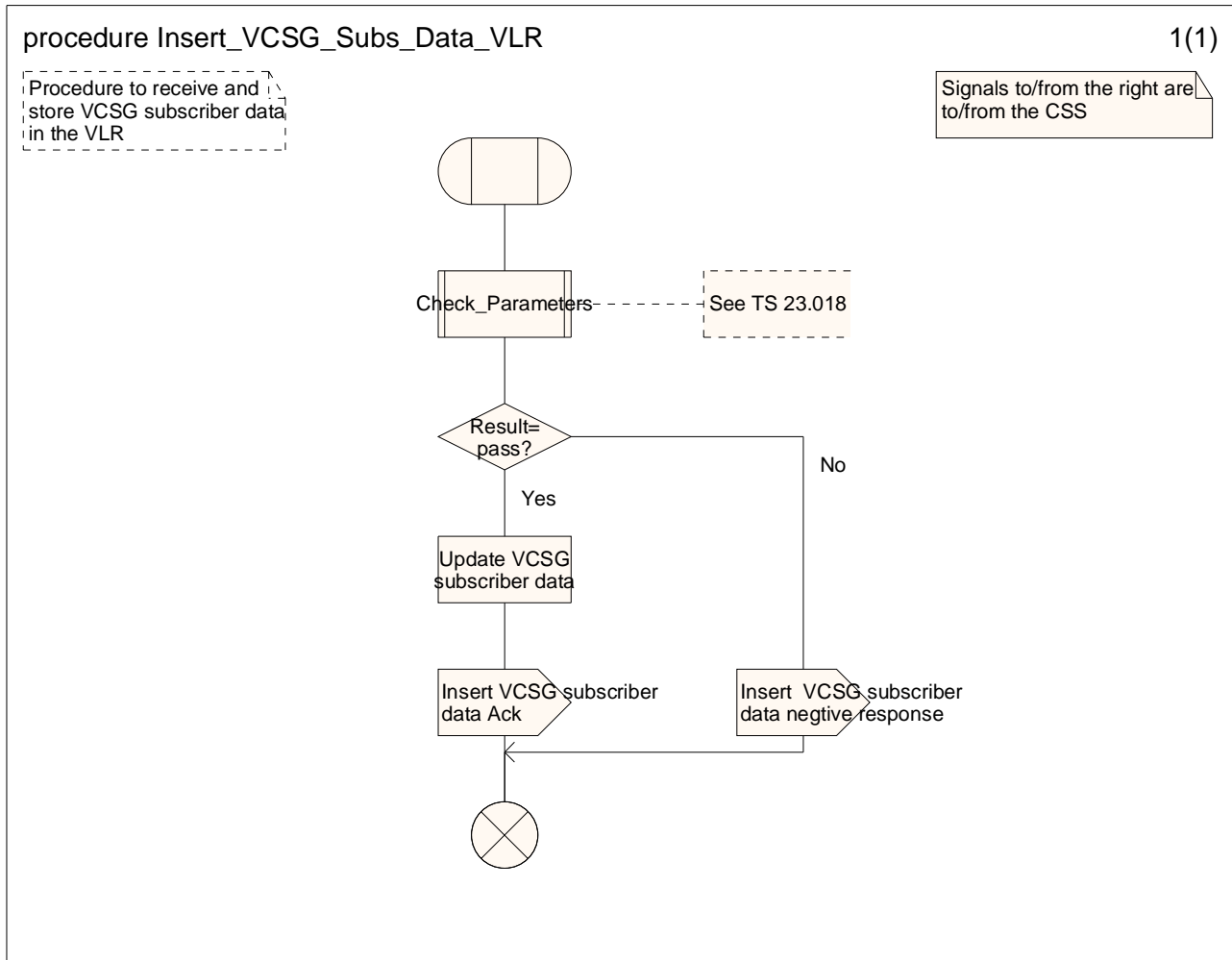


Figure 4.1.2.11 (sheet 1 of 1): Procedure Insert_VCSG_SubData_VLR

4.1.3 Detailed procedure in the HLR

4.1.3.1 Process Update_Location_HLR

The Paging Area function is an optional feature that allows the HLR to be updated with the current Paging Area (PgA) (see subclause 2.6). If supported, the HLR shall store the Paging Area received from the VLR in MAP Update Location requests. If the Paging Area parameter is not included in a MAP Update Location request and the VLR has not changed, the HLR shall keep the stored Paging Area. If the Paging Area parameter is not included in a MAP Update Location request and the VLR has changed, the HLR shall delete the stored Paging Area.

Sheet 1: The procedure Check_Parameters is specified in 3GPP TS 23.018 [5a].

Sheet 1: The procedure Super_Charged_Cancel_Location_HLR is specific to Super-Charger; it is specified in 3GPP TS 23.116 [7]. Sheet 2: The procedure Super_Charged_Location_Updating_HLR is specific to Super-Charger; it is specified in 3GPP TS 23.116 [7]. If subscription data needs to be sent to the VLR, processing continues from the "No" exit of the test "Result=Pass?".

Sheet 2: The execution of the test "skip subscriber data update?" is optional and depends on the presence of the relevant indication from the VLR. If no indication is received, then the result of the test is "No". The HLR may additionally skip the procedures Update_Routing_Info and Control_Tracing_HLR if this indication is received from the VLR.

Sheet 2: If the HLR supports the Administrative Restriction of Subscribers Access feature and roaming is allowed in the VPLMN then the HLR may check the "Supported RAT Types" received from the VLR against the access restriction parameters. If this check fails then the decision box "Roaming allowed in this PLMN" shall take the exit "No".

Sheet 2: If the HLR supports MSISDN-less subscriptions and the subscriber's subscription is MSISDN-less, the test "Subscriber Allowed to Roam into PLMN?" takes the "no" exit e.g. if the VLR is known not to support MSISDN-less operation (see clause 3.6.1.5).

Process Update_Location_HLR

1(3)

Process in the HLR Application to handle Location Updating

Signals to/from the left are to/from the VLR

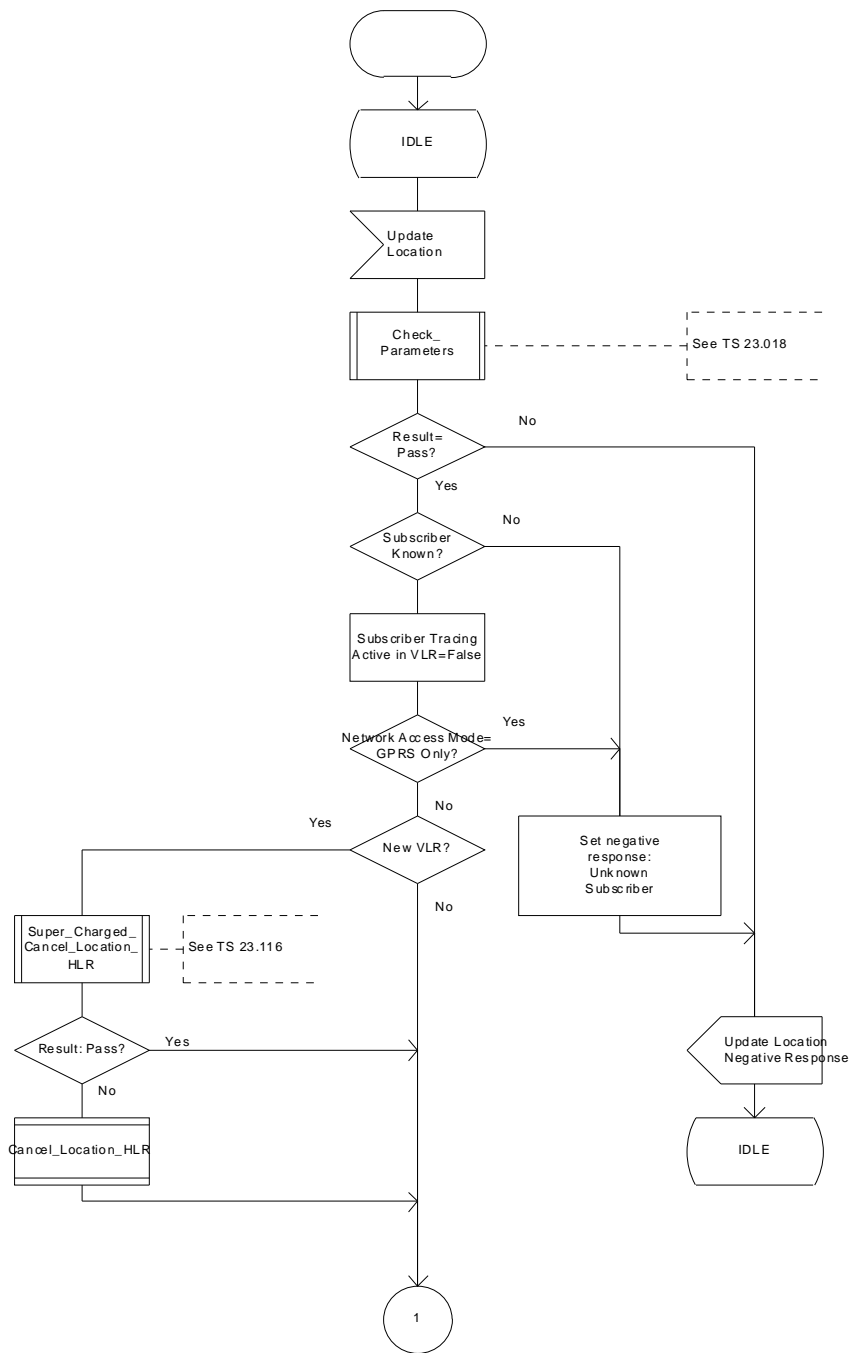


Figure 4.1.3.1 (sheet 1 of 3): Process Update_Location_HLR

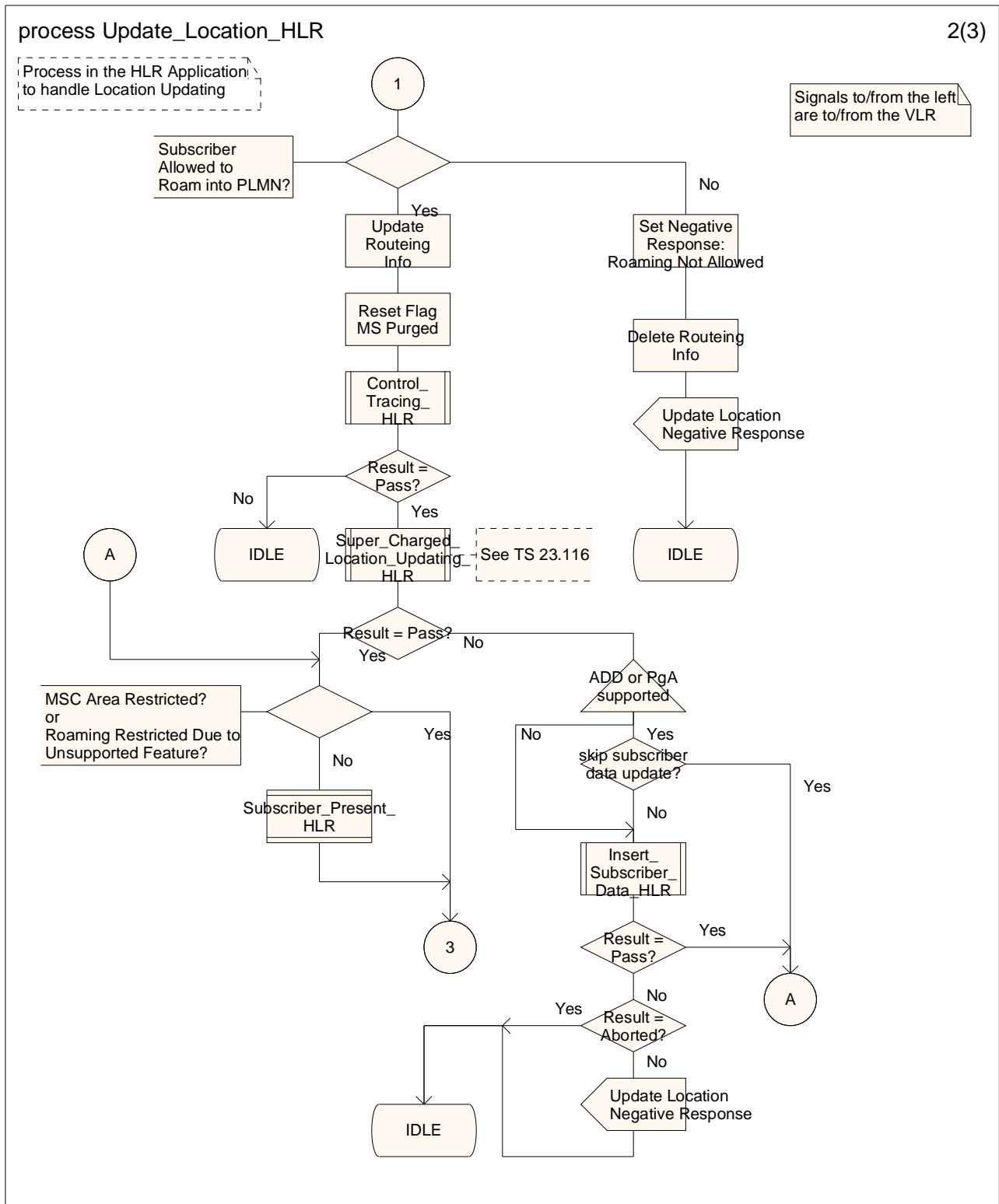


Figure 4.1.3.1 (sheet 2 of 3): Process Update_Location_HLR

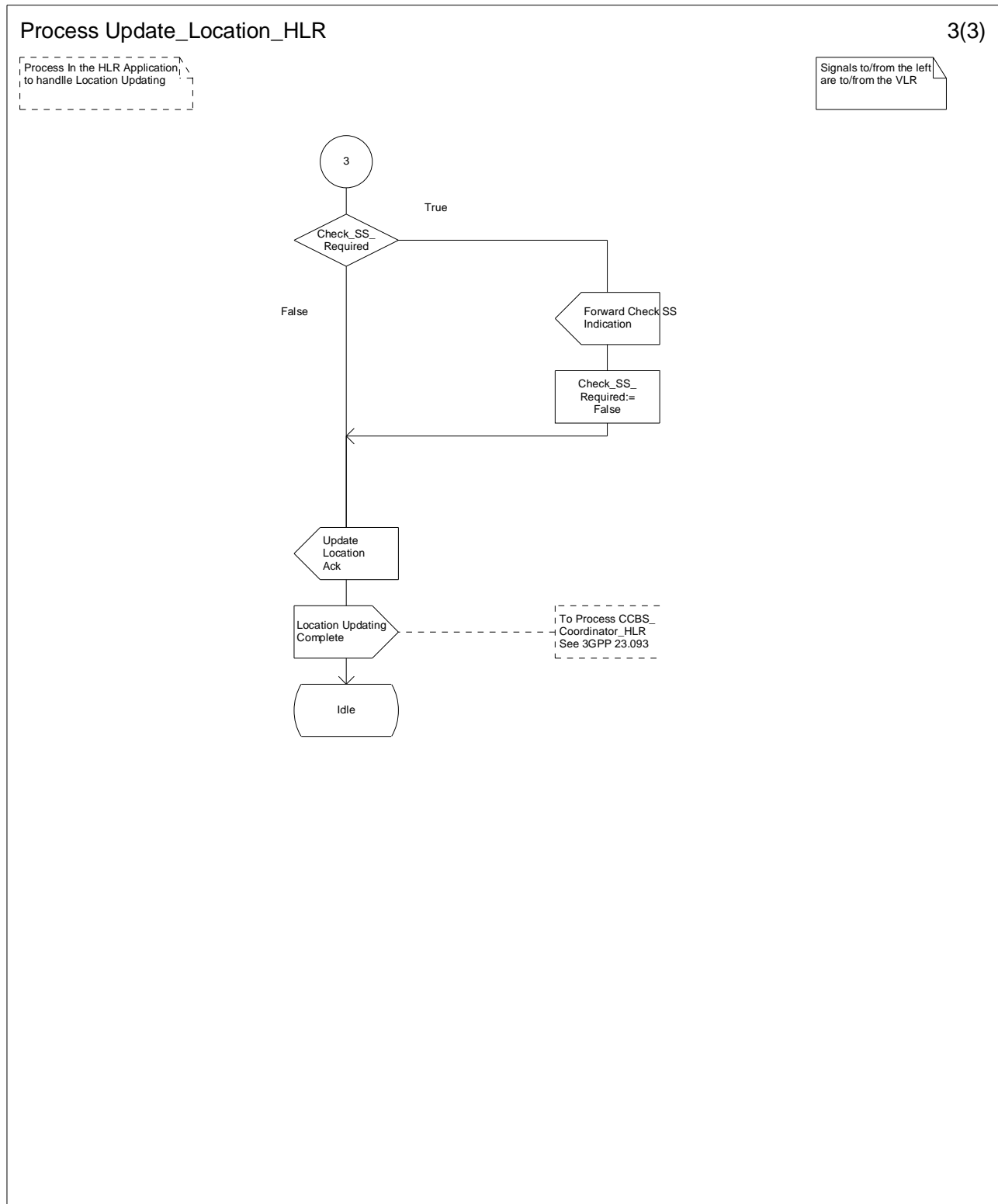


Figure 4.1.3.1 (sheet 3 of 3): Process Update_Location_HLR

4.1.3.2 Procedure Insert_Subscriber_Data_HLR

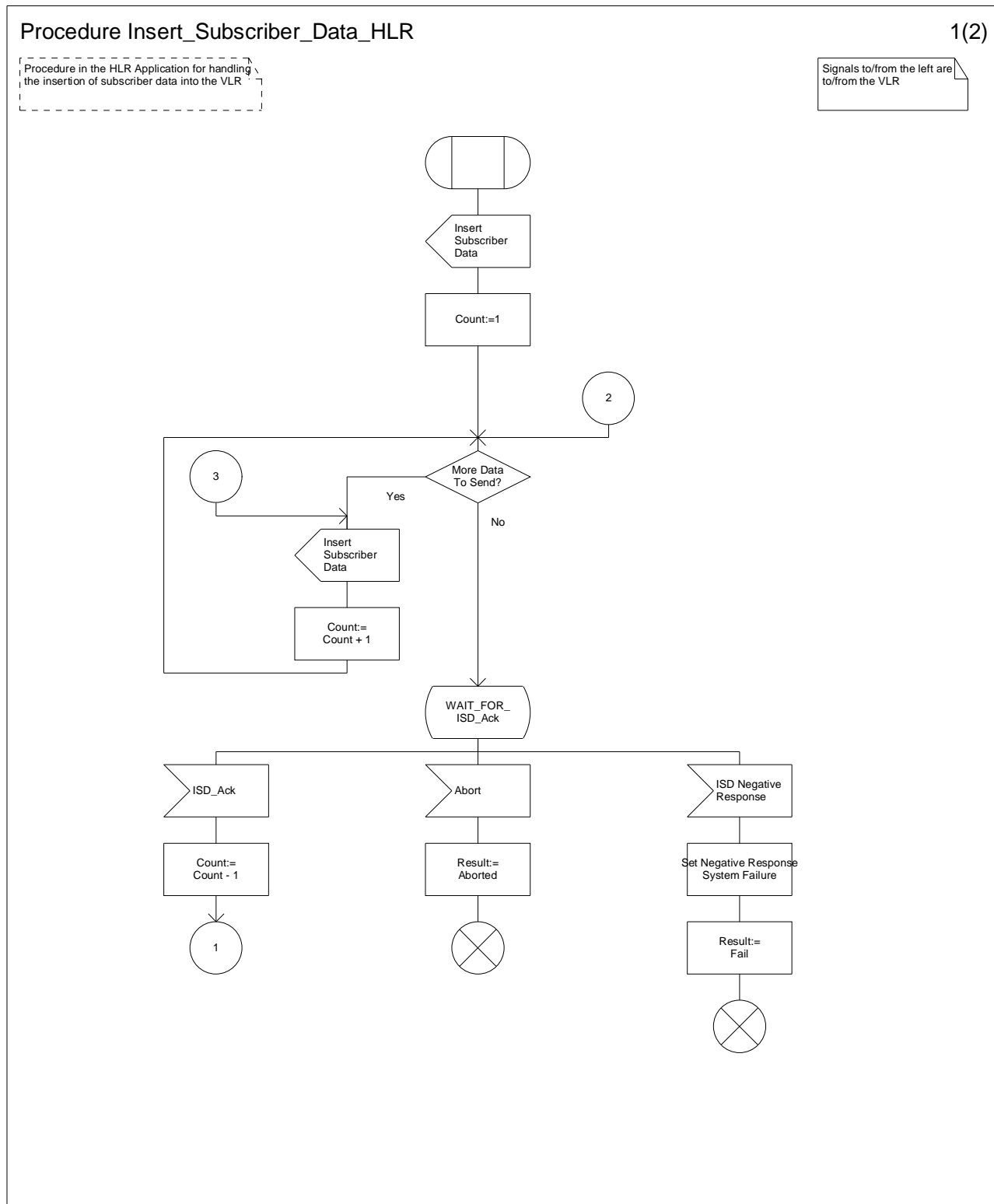


Figure 4.1.3.2 (sheet 1 of 2): Procedure Insert_Subscriber_Data_HLR

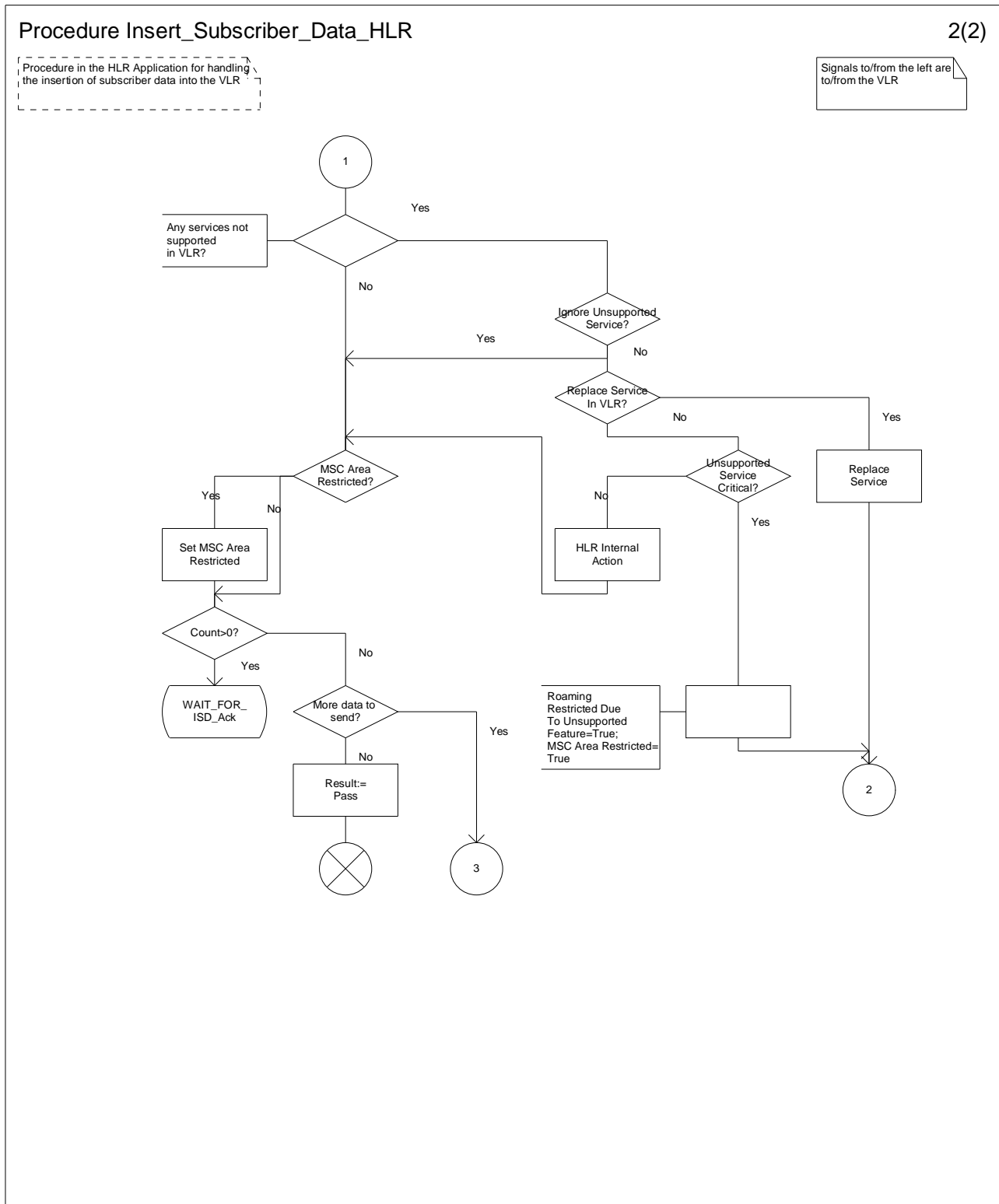


Figure 4.1.3.2 (sheet 2 of 2): Procedure Insert_Subscriber_Data_HLR

4.1.3.3 Process Subscriber_Present_HLR

The macro Alert_Service_Centre_HLR is specified in 3GPP TS 29.002 [8].

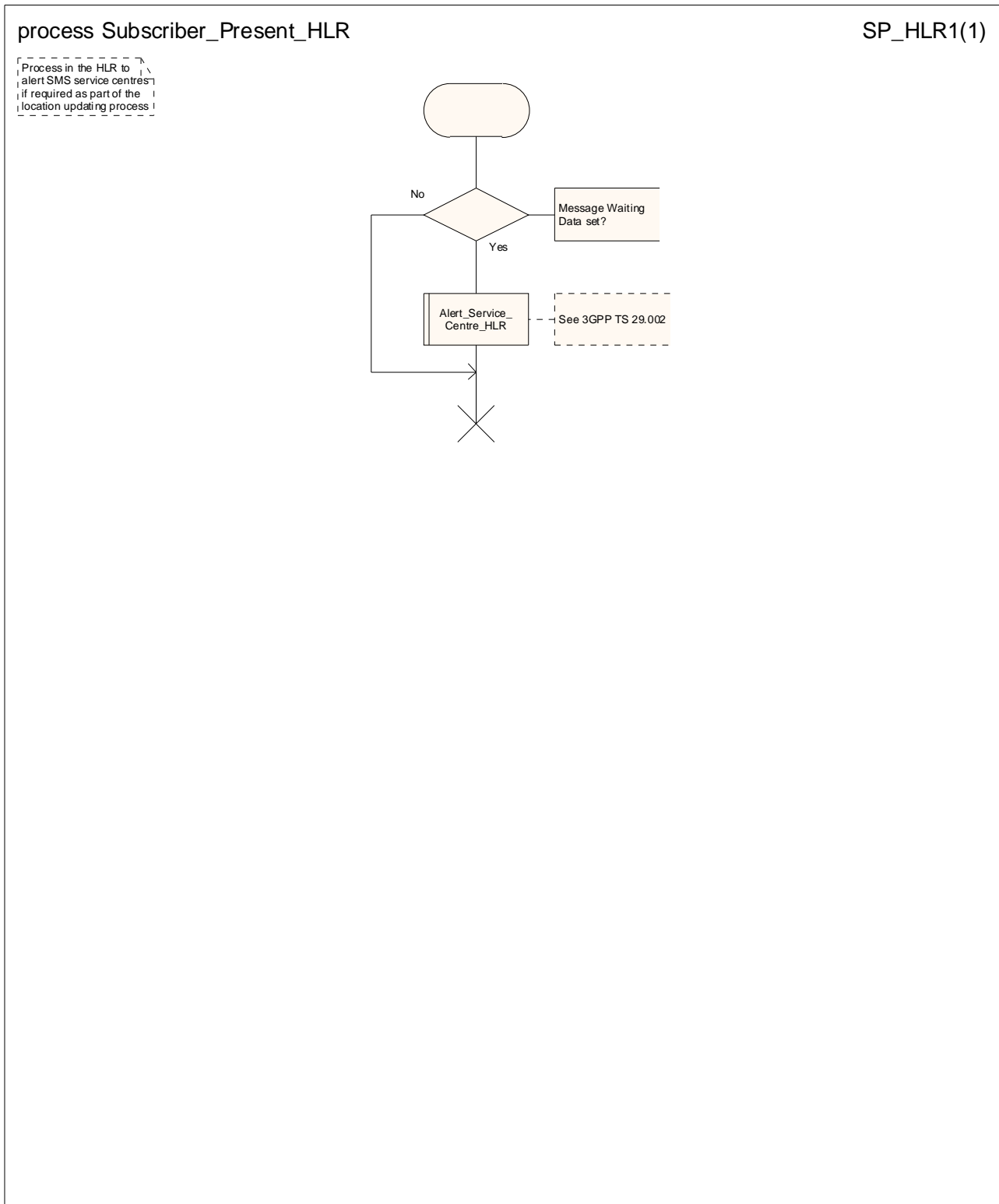


Figure 4.1.3.3: Process Subscriber_Present_HLR

4.1.3.4 Procedure Control_Tracing_HLR

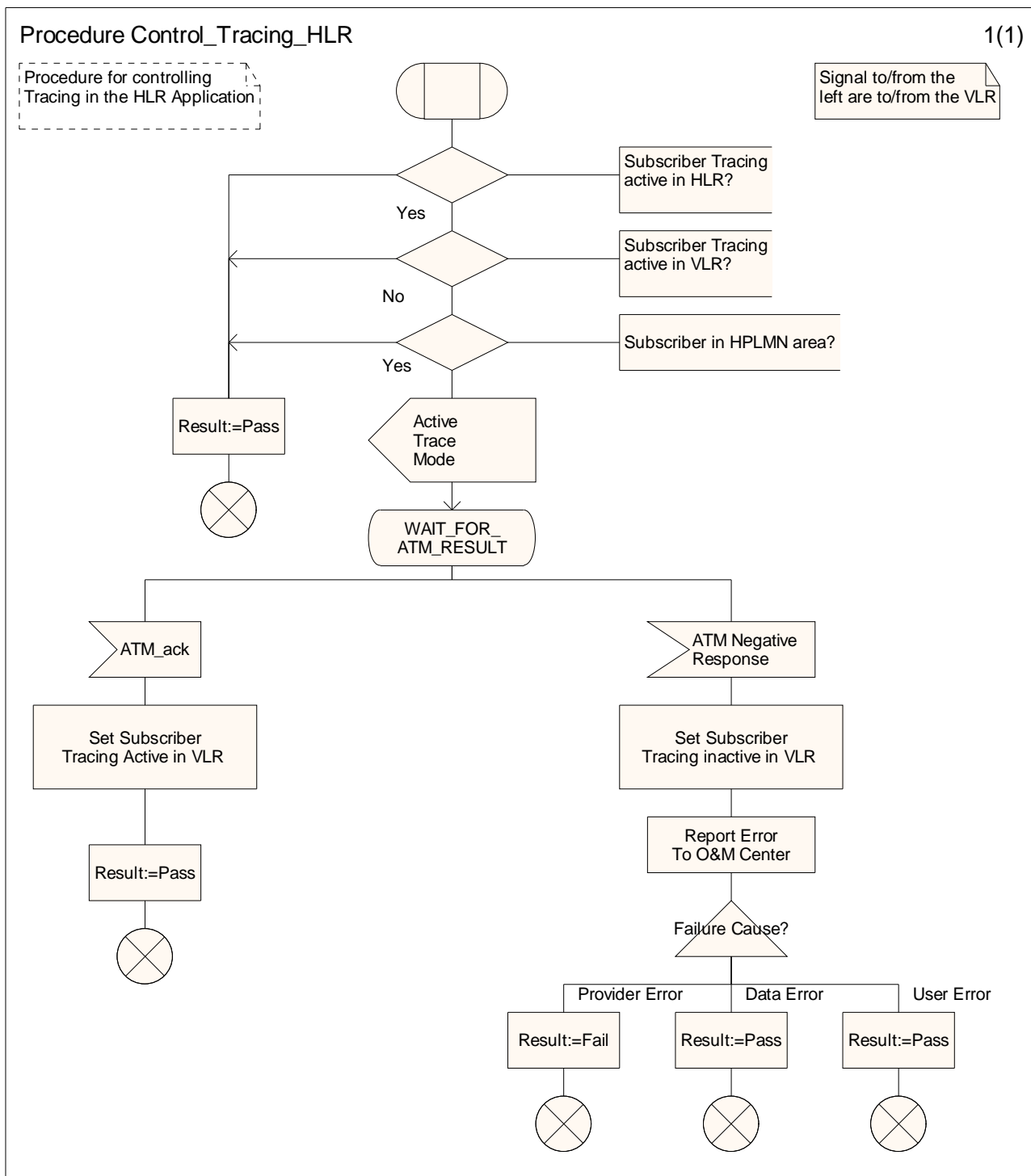


Figure 4.1.3.4 (sheet 1 of 1): Procedure Control_Tracing_HLR

4.1.4 Detailed procedure in the CSS

4.1.4.1 Process Update_VCSG_Location_CSS

The Update_VCSG_Location_CSS process takes place when the VLR needs to register the MS with the CSS and retrieve the CSG Subscription Data of the MS from the CSS.

The CSS receives an Update VCSG Location Request from the VLR.

If the MS is unknown in the CSS, and if the CSS supports creating the temporary empty subscription data for the MS, the CSS should create subscription data and sends successful update VCSG Location ACK message, otherwise the CSS shall send a negative Update VCSG Location response message.

If the MS is known in the CSS, the CSS stores the received VLR number and initiates the Process Insert_VCSG_SubData_CSS and at the end of the process acknowledges the Update VCSG Location request by sending an Update VCSG Location ACK message to the VLR.

Process Update_VCSG_Location_CSS

Process in the CSS to handle the VCSG Location Updating

Signals to/from the left are to/from the VLR

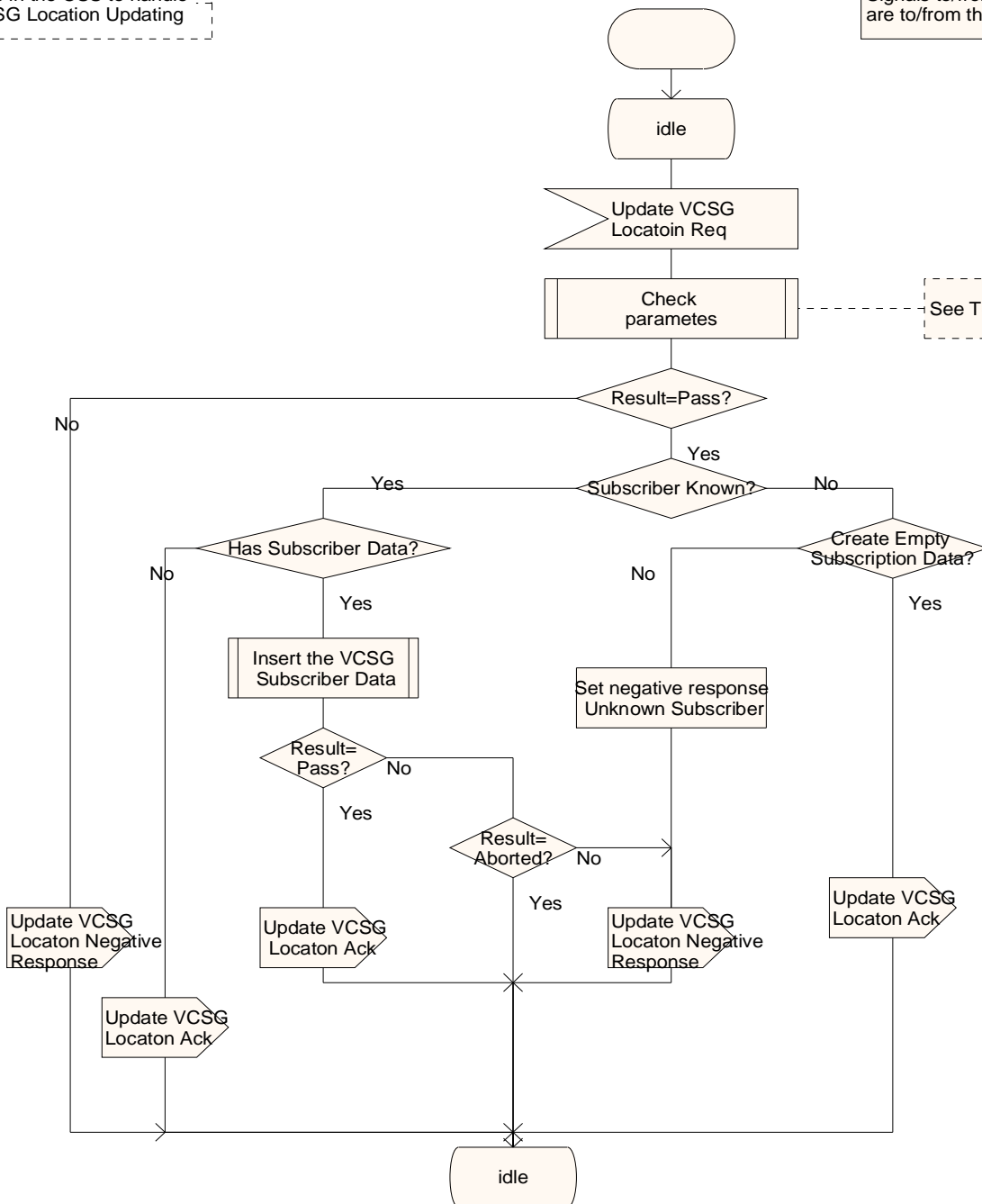


Figure 4.1.4.1 (sheet 1 of 1): Process Update_VCSG_Location_CSS

4.1.4.2 Procedure Insert_VCSG_SubData_CSS

Whenever the CSG subscription data is changed for a MS in the CSS, and the changes affect the CSG subscription data stored in the VLR, the CSS initiates the Procedure Insert_VCSG_SubData_CSS.

The Procedure Insert_VCSG_Subscription_Data_CSS is also triggered by the Update_VCSG_Location_CSS process as specified in subclause 4.1.4.1.

When executing this procedure, the CSS sends an Insert VCSG Subscriber Data Request containing the CSG Subscription Data of the MS to the VLR and waits for the response from the VLR.

If the VLR successfully updates the received CSG Subscription Data from the CSS, it acknowledges the Insert VCSG Subscriber Data Request by returning an Insert VCSG Subscriber Data Ack. The CSS may wait for each request to be acknowledged before it ends the procedure.

If the CSS receives a negative response from the VLR, it sets the result with failure cause and ends this procedure.

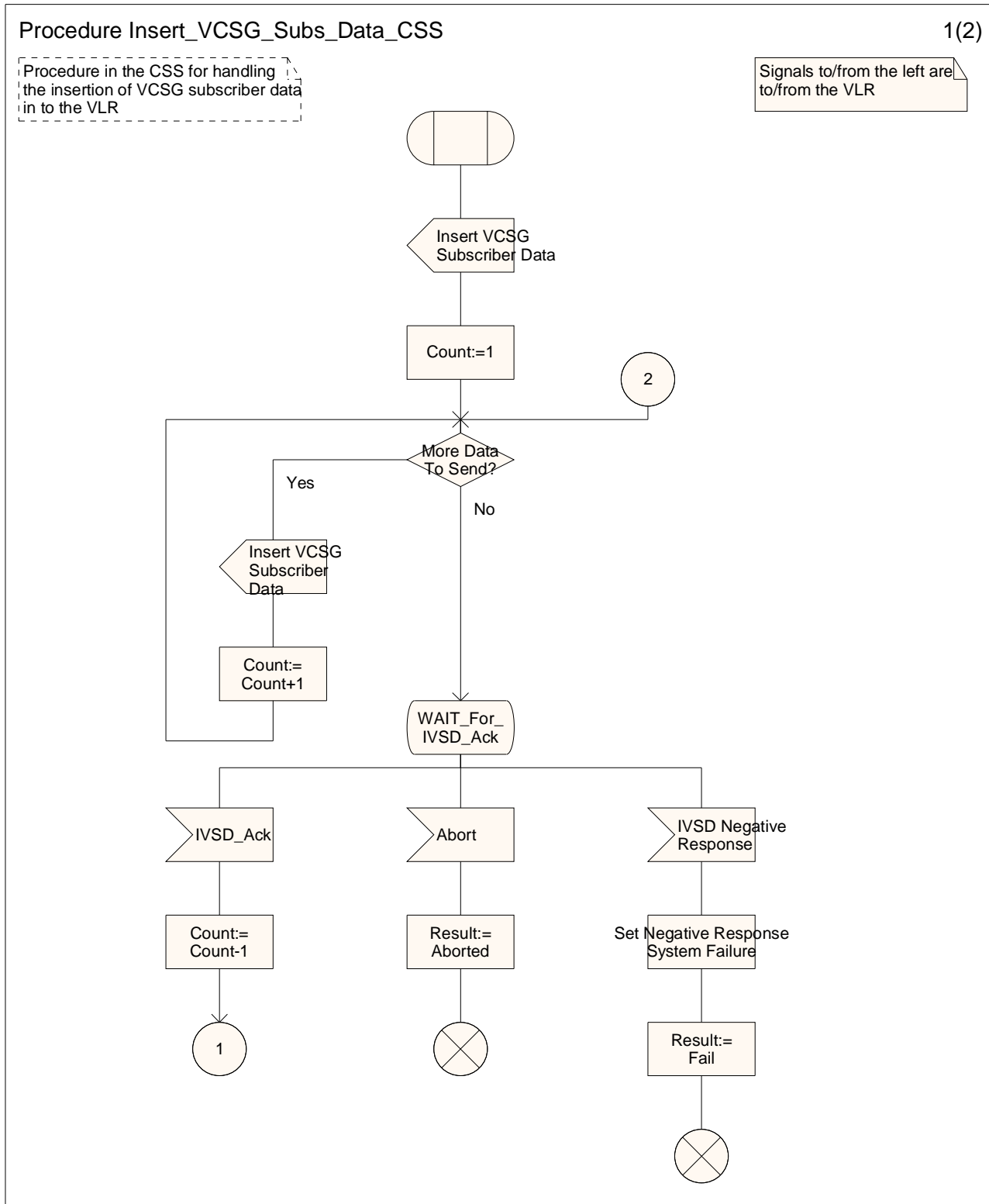


Figure 4.1.4.2 (sheet 1 of 2): Procedure Insert_VCSG_Subscriber_Data_CSS

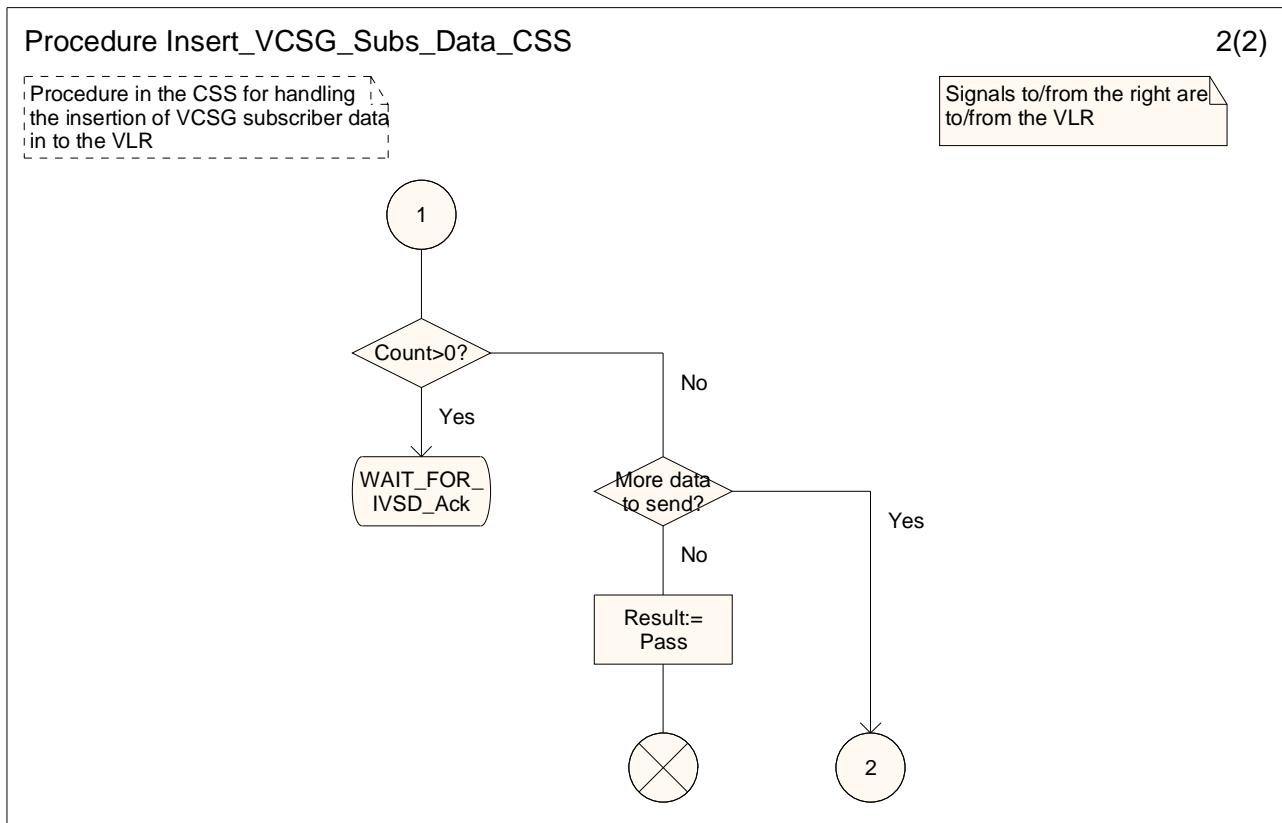


Figure 4.1.4.2 (sheet 2 of 2): Procedure Insert_VCSG_SubData_CSS

4.2 Location Cancellation

4.2.1 Detailed procedure in the VLR

4.2.1.1 Process Cancel_Location_VLR

The procedure Check_Parameters is specified in 3GPP TS 23.018 [5a].

Sheet 1: If supported by the VLR, the "Subscriber data dormant" flag shall be set to true to allow triggering Mobile Terminating Roaming Retry. A VLR not supporting this flag shall behave as if the flag is set to false.

Sheet 1: A VLR not supporting the Mobile Terminating Roaming Retry feature and the Mobile Terminating Roaming Forwarding feature (see 3GPP TS 23.018 [5a]) may not send Cancel Location to MSC.

Sheet 1: A VLR supporting the Mobile Terminating Roaming Retry feature sets the "Cancel Location received" flag to true when receiving the Cancel Location message from the HLR. This is used to determine whether to trigger MT roaming retry upon receipt of an incoming call, see subclause 7.3.2.1 of 3GPP TS 23.018 [5a].

Sheet 1: A VLR supporting the Mobile Terminating Roaming Forwarding feature may include the MTRF Supported And Authorized flag or the MTRF Supported And Not Authorized flag in the Cancel Location message it sends to the MSC if received in the Cancel Location message from the HLR.

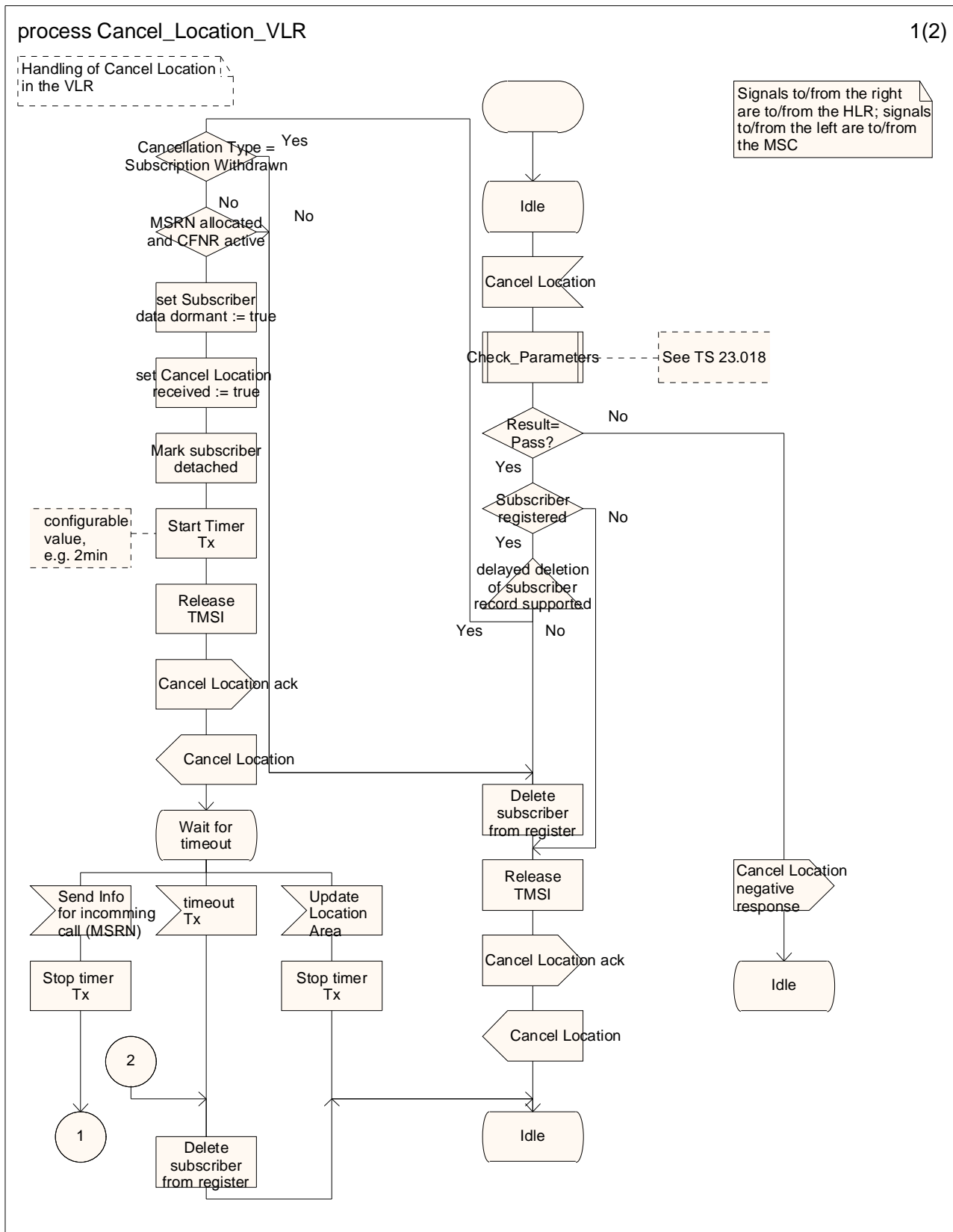


Figure 4.2.1.1 (Sheet 1 of 2): Process Cancel_Location_VLR

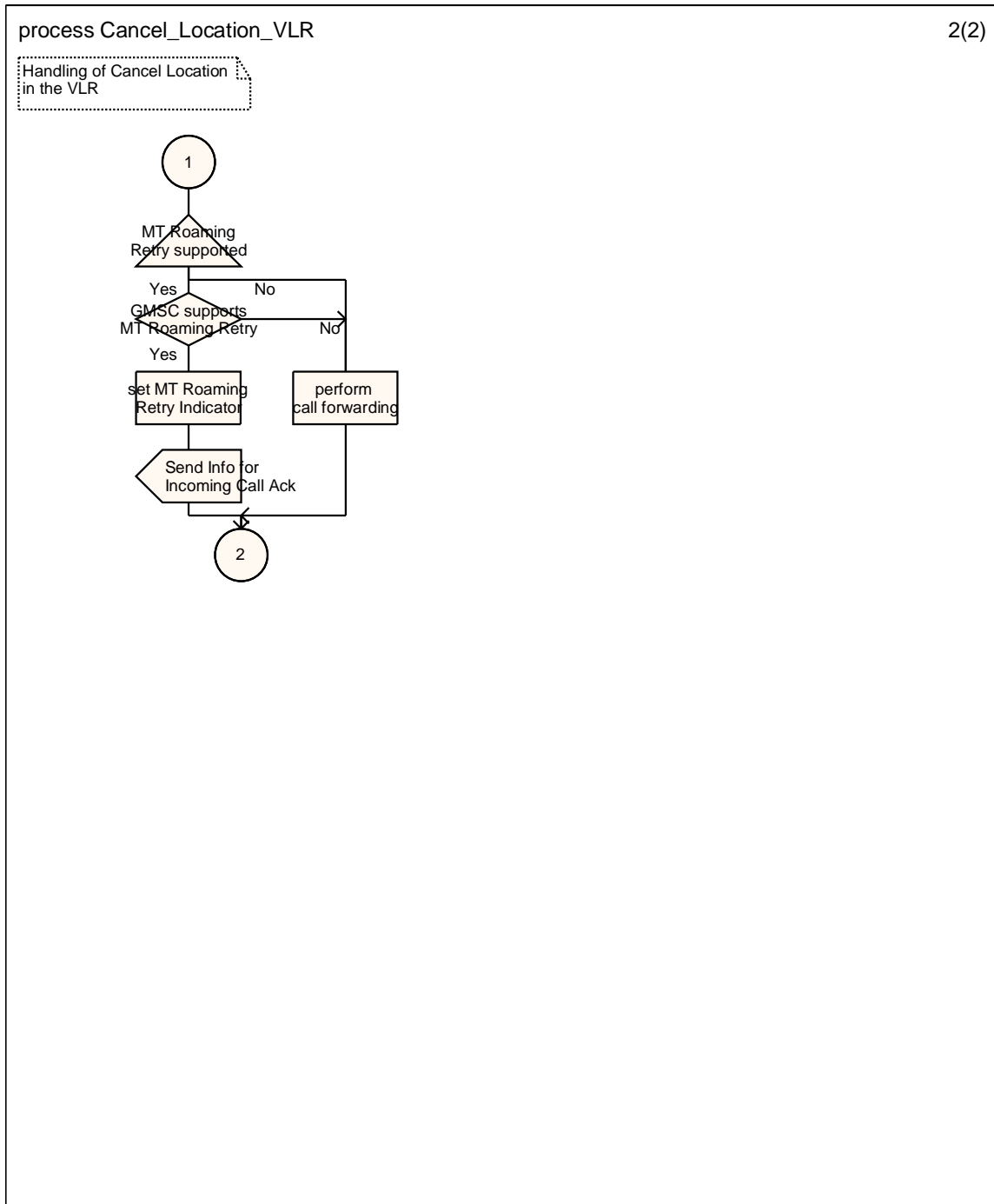


Figure 4.2.1.1 (Sheet 2 of 2): Process Cancel_Location_VLR

4.2.2 Detailed procedure in the HLR

4.2.2.1 Process Cancel_Location_HLR

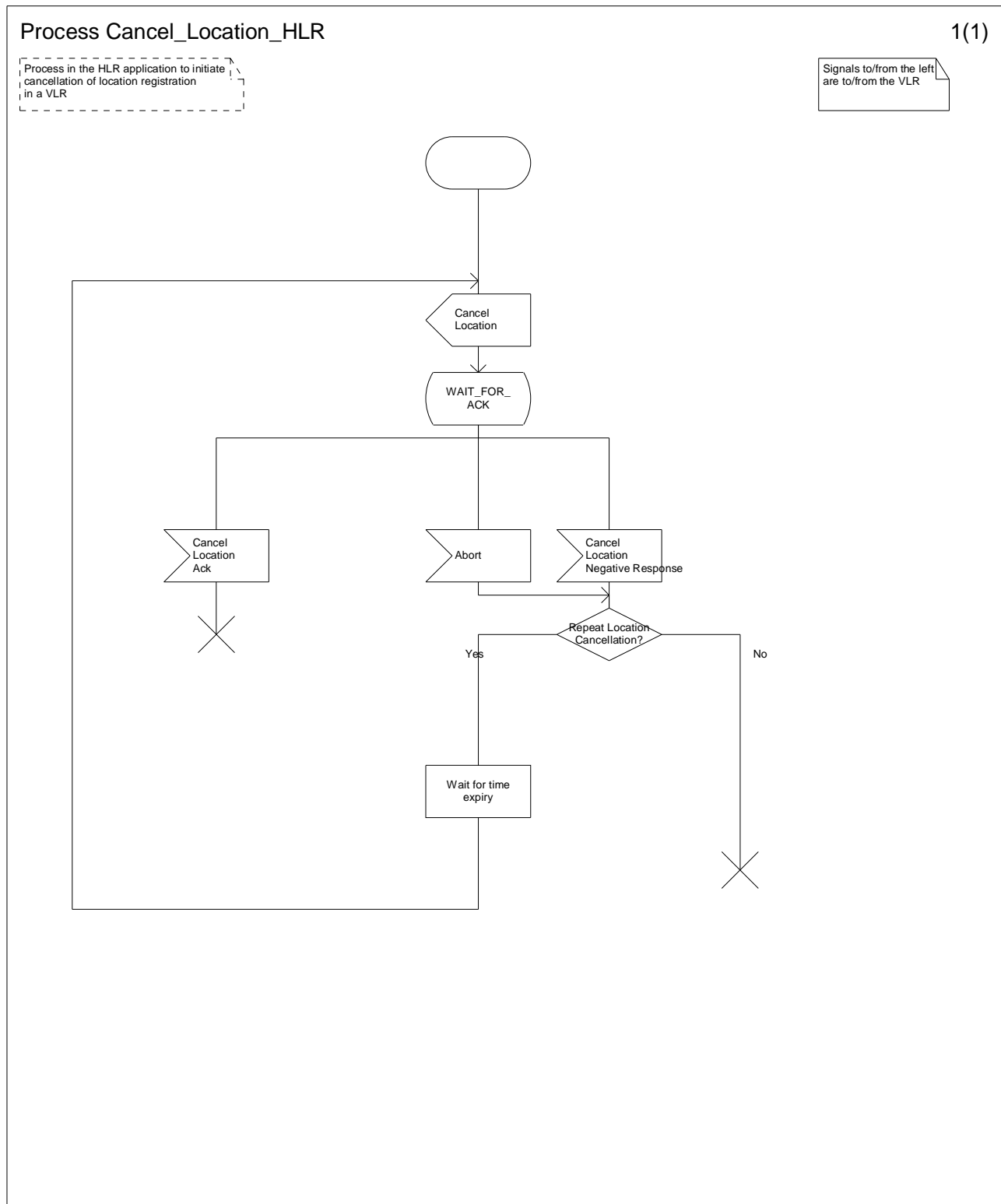


Figure 4.2.2.1: Process Cancel_Location_HLR

4.2A VCSG Location Cancellation

4.2A.1 Detailed procedure in the VLR

4.2A.1.1 Process Cancel_VCSG Location_VLR

The procedure Check_Parameters is specified in 3GPP TS 23.018 [5a].

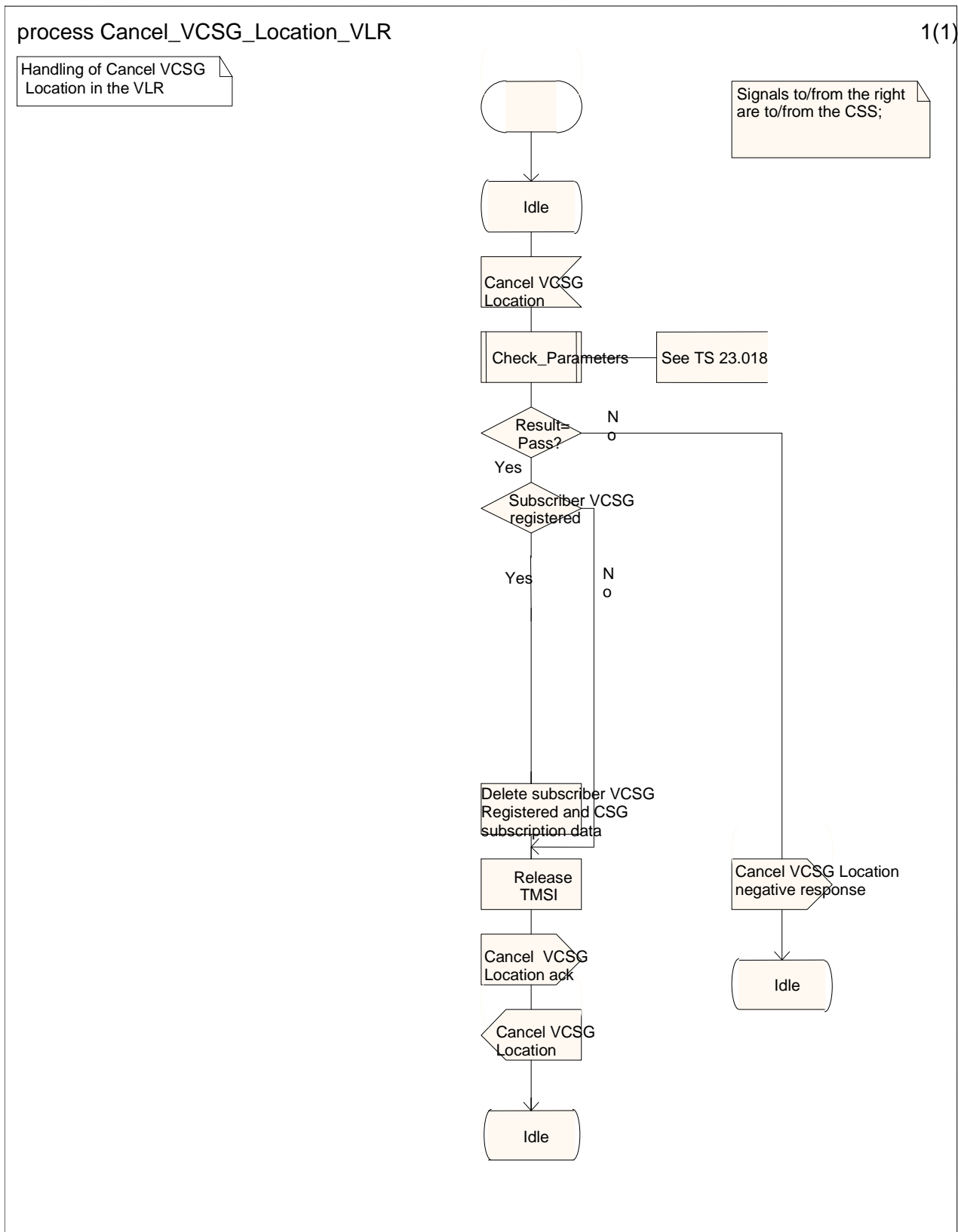


Figure 4.2A.1.1 (Sheet 1 of 1): Process Cancel_VCSG_Location_VLR

4.2A.2 Detailed procedure in the CSS

4.2A.2.1 Process Cancel_VCSG Location

If the CSS determines to delete the registration of the MS which does not have the valid CSG subscription data, the CSS shall send the Cancel VCSG Location to the VLR.

NOTE: How the CSS determines when to remove the registration of the MS is implementation dependent.

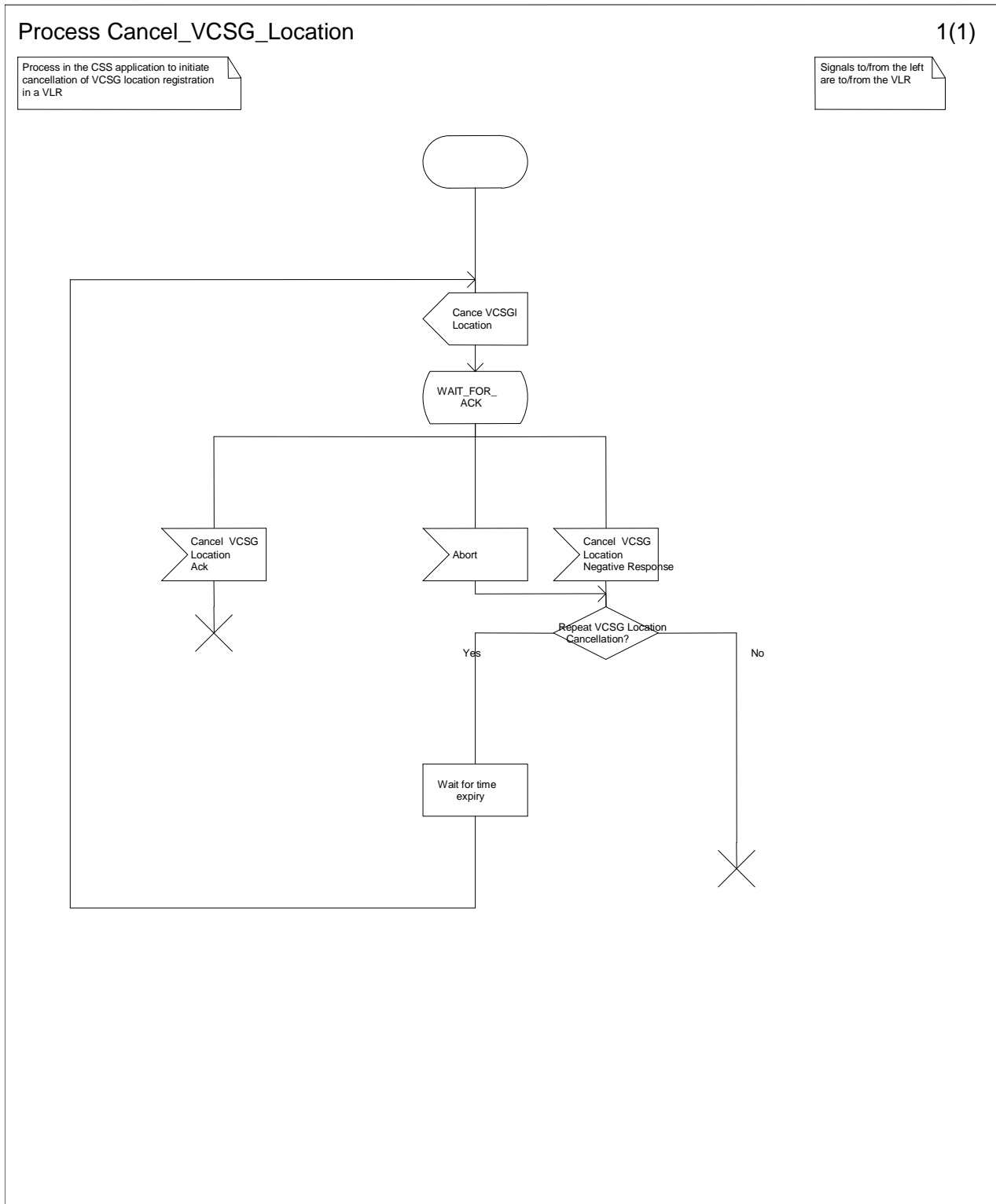


Figure 4.2A.2.1: Process Cancel_Location_CSS

4.3 Detach IMSI

4.3.1 Detailed procedure in the MSC

4.3.1.1 Process Detach_IMSI_MSC

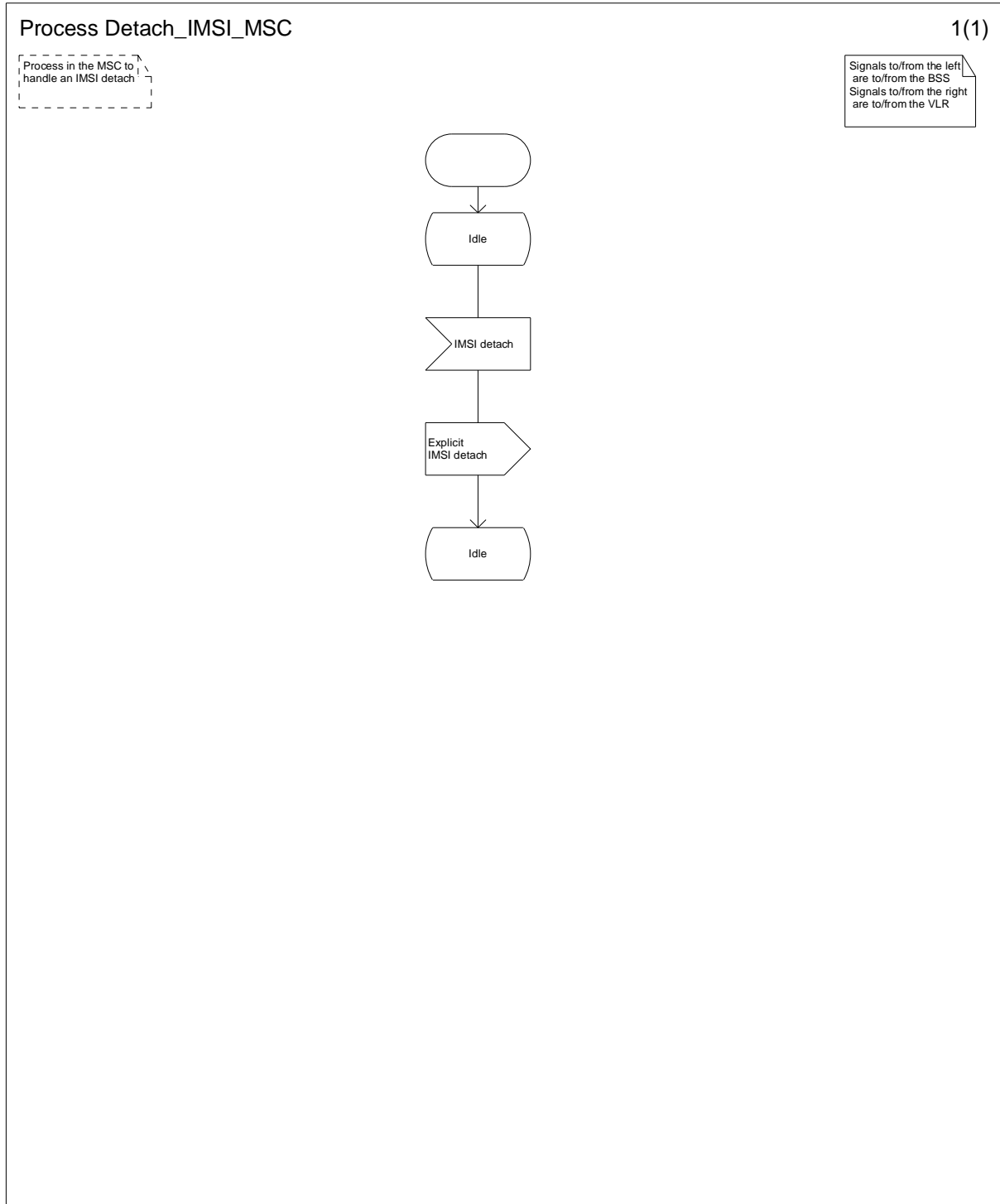


Figure 4.3.1.1 (Sheet 1 of 1): Process Detach_IMSI_MSC

4.3.2 Detailed procedure in the VLR

4.3.2.1 Process Detach_IMSI_VLR

The signal "Authenticated Radio Contact Terminated" is sent to Process Detach_IMSI_VLR from RR handling in the MSC whenever authenticated radio contact is terminated, e.g. at the release of a call.

The procedure "Notify_gsmSCF" is specified in 3GPP TS 23.078 [11]. The "Notify" parameter indicates whether the IMSI detach was explicit or implicit.

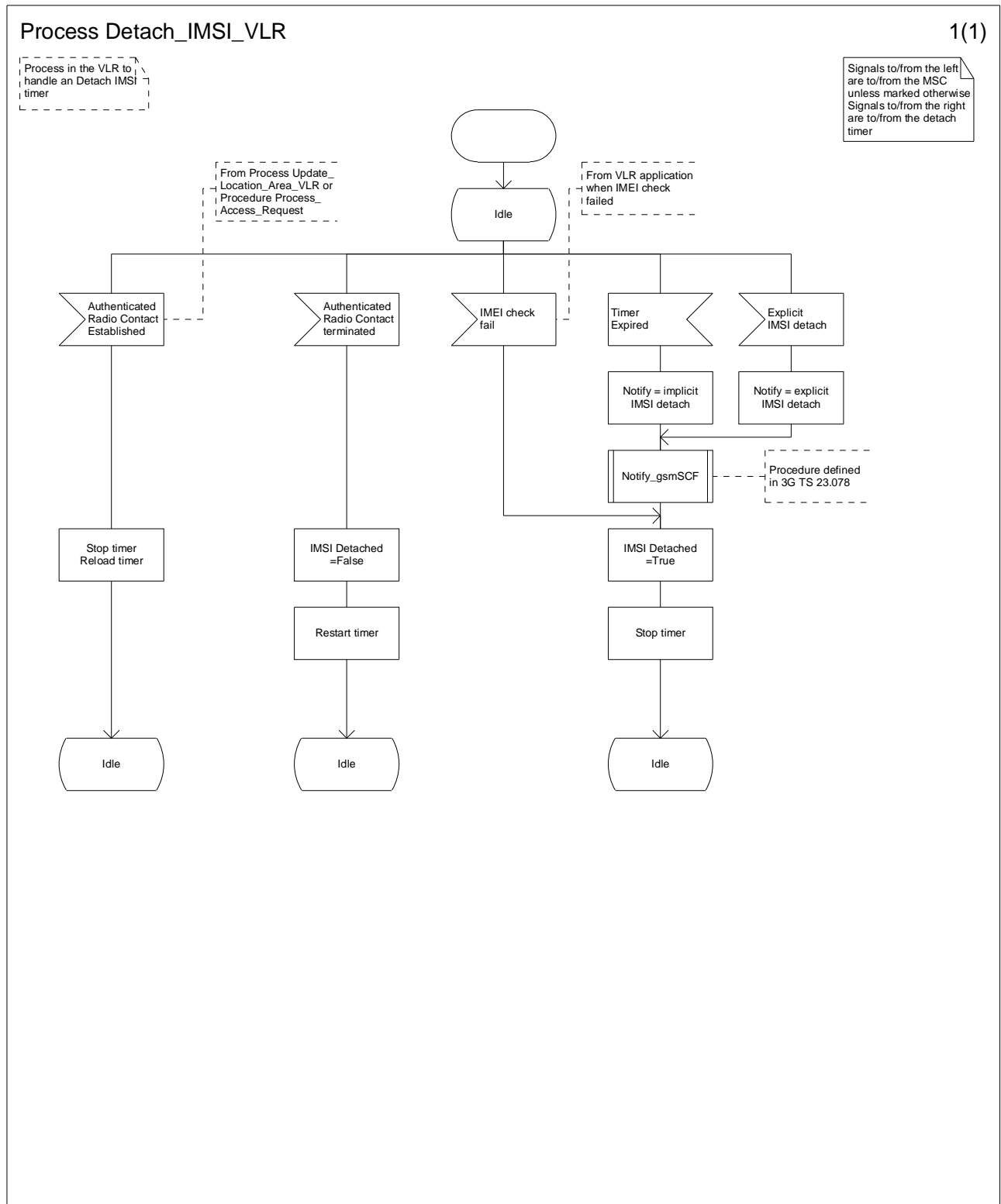


Figure 4.3.1.1 (Sheet 1 of 1): Process Detach_IMSI_VLR

4.4 Purge MS

4.4.1 Detailed procedure in the VLR

4.4.1.1 Procedure Purge_MS_VLR

Sheet 1: The procedure `Purge_MS_In_Serving_Network_Entity` is specific to Super-Charger; it is specified in 3GPP TS 23.116 [7]. If the VLR and the originating HLR support the Super-Charger functionality, processing continues from the "Yes" exit of the test "Result=Pass?".

Process Purge_MS_VLR

1(1)

Process in the VLR to purge MS.

Signals to/from the right are to/from the HLR
 Signals to/from the left are to/from the Operation & Maintenance Centre

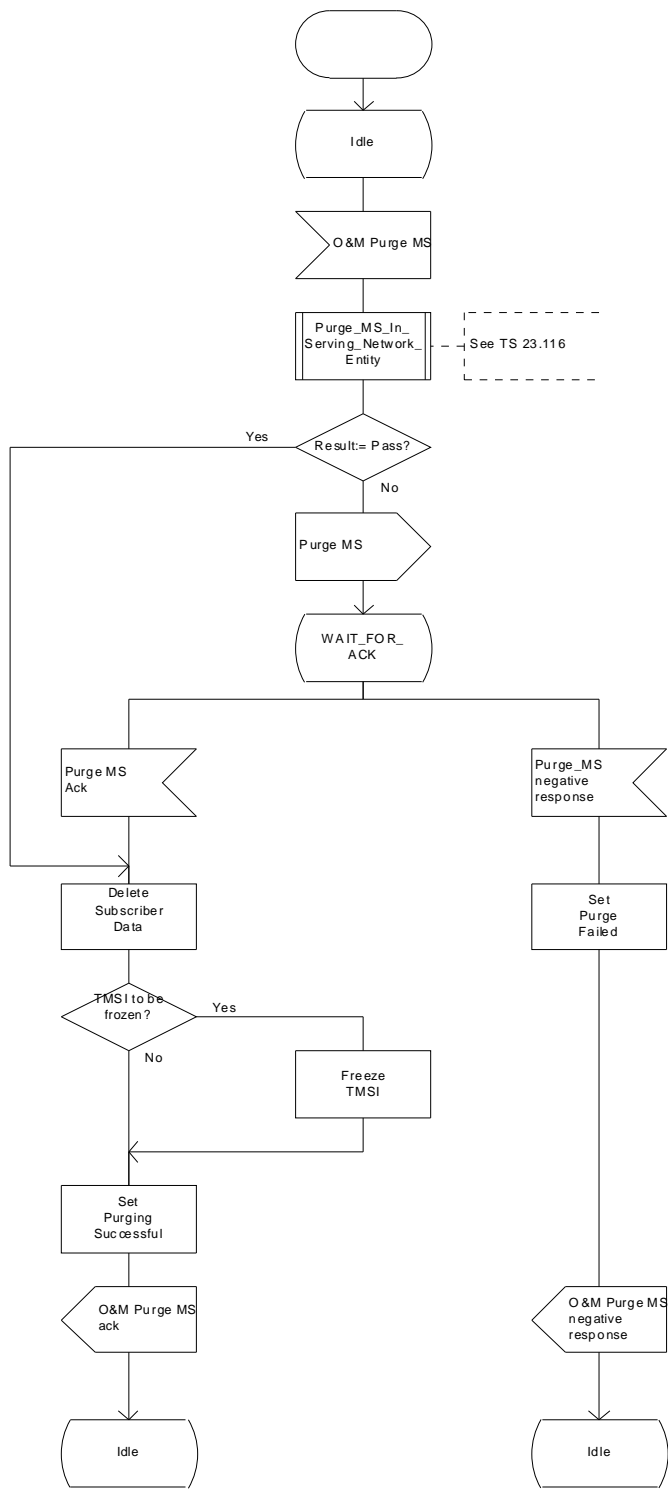


Figure 4.4.1.1 (Sheet 1 of 1): Procedure Purge_MS_VLR

4.4.2 Detailed procedure in the HLR

4.4.2.1 Process Purge_MS_HLR

The procedure Check_Parameters is specified in 3GPP TS 23.018 [5a].

If the received VLR number and the stored VLR number do not match, the HLR sends Purge MS ack containing an empty result to indicate successful outcome. Since the MS is known by the HLR to be in a different VLR area, it is not appropriate to block mobile terminated calls or short messages to the MS, but the VLR which initiated the purging procedure can safely purge its record for the MS without freezing the TMSI.

If the received SGSN number and the stored SGSN number do not match, the HLR sends a Purge MS ack containing an empty result to indicate successful outcome. Since the MS is known by the HLR to be in a different SGSN area, it is not appropriate to block short messages to the MS, but the SGSN which initiated the purging procedure can safely purge its record for the MS without freezing the P-TMSI.

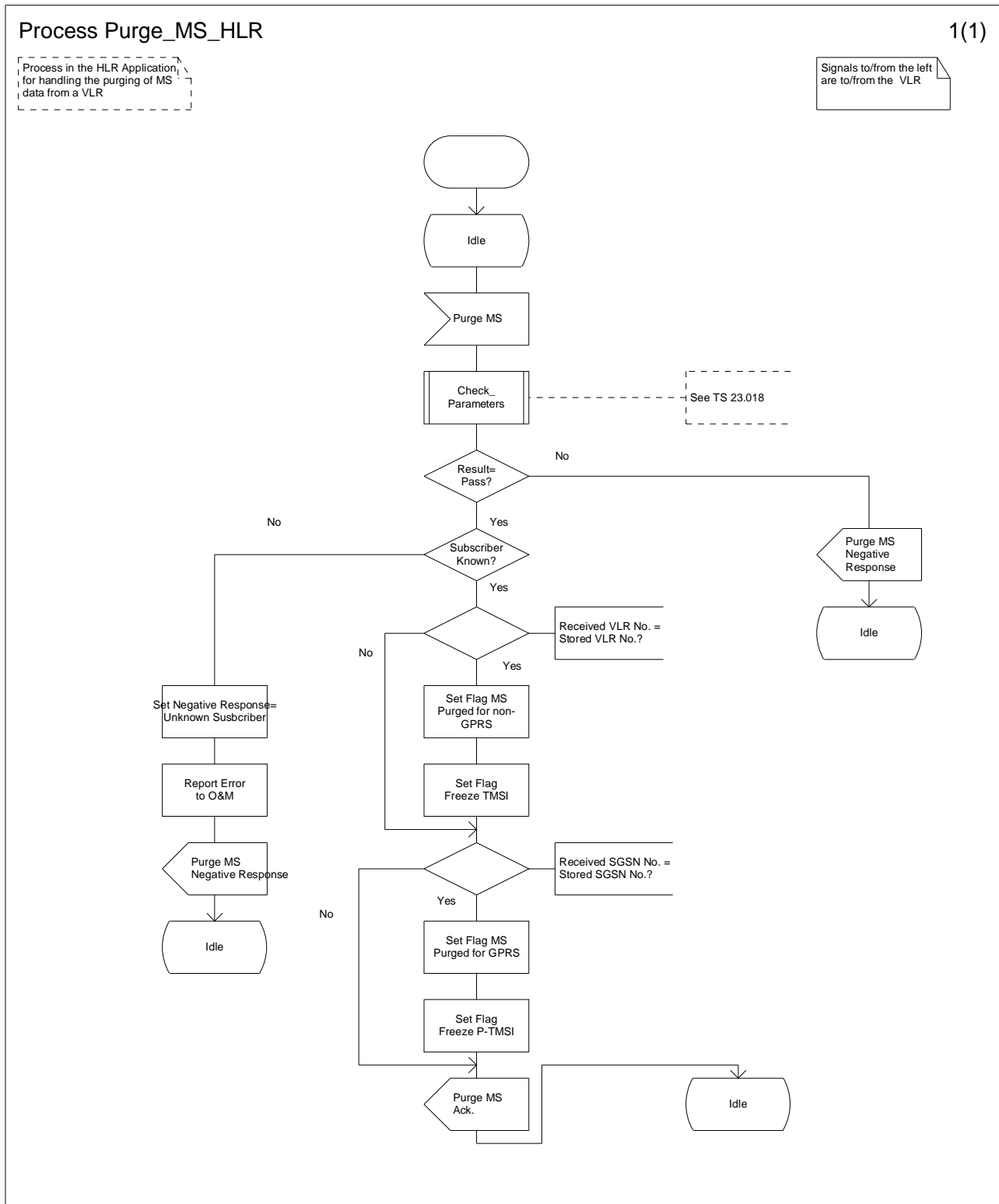


Figure 4.4.2.1 (Sheet 1 of 1): Procedure Purge_MS_HLR

Annex A (informative): Change history

Change history						
TSG CN#	Spec	Version	CR	<Phase>	New Version	Subject/Comment
Apr 1999	GSM 03.12	6.0.0				Transferred to 3GPP CN1
CN#03	23.012				3.0.0	Approved at CN#03
CN#06	23.012	3.0.0	001r1	R99	3.1.0	Restructuring of MAP Location Management Procedures, Stage 2
CN#06	23.012	3.0.0	002	R99	3.1.0	Introduction of Super-Charger into TS 23.012
CN#07	23.012	3.1.0	003r3	R99	3.2.0	Introduction of Enhanced User Identity Confidentiality
CN#07	23.012	3.1.0	004	R99	3.2.0	Addition of Current Security Context Data to Send_Identification_PVLR
CN#07	23.012	3.1.0	005	R99	3.2.0	Introduction of Authentication Failure Report
	23.012	3.2.0		R99	3.2.1	CR 23.012-003r3 removed because implemented in error
CN#08	23.012	3.2.1	006	R99	3.3.0	Introduction of Mobility Management event notification into 23.012 procedures
CN#11	23.012	3.3.0		Rel-4	4.0.0	Release 4 after CN#11
CN#11	23.012	4.0.0	008r1	Rel-5	5.0.0	Relaying of SendIdentification when luFlex is applied
CN#20	23.012	5.0.0	010r1	Rel-5	5.1.0	Addition of procedure to retrieve UE-specific behaviour data
CN#21	23.012	5.1.0	012	Rel-5	5.2.0	Correction of misaligned signal names between VLR and PVLR
CN#21	23.012	5.1.0	013r1	Rel-5	5.2.0	Corrections to "Early UE" handling
CN#23	23.012	5.2.0	014r1	Rel-6	6.0.0	Include administrative restriction subscription parameter
CN#24	23.012	6.0.0	015r6	Rel-6	6.1.0	Addition of ADD feature
CN#25	23.012	6.2.0	016r1	Rel-6	6.2.0	Clarification of the Automatic Device Detection feature
CN#27	23.012	6.2.0	018r2	Rel-6	6.3.0	Introduction of Hop Counter for Send Identification
CN#27	23.012	6.2.0	018r2	Rel-6	6.3.0	Management Based Activation Impacts
CT#31	23.012	6.3.0	0020	Rel-7	7.0.0	Enhancement of the administrative restriction of subscribers" access feature
CT#32	23.012	7.0.0	0022	Rel-7	7.1.0	Use of cause #12 in VPLMNs
CT#32	23.012	7.0.0	0021	Rel-7	7.1.0	Skipping Update Location and Control Tracing for SkipSubscriberData
CT#34	23.012	7.1.0	0024r1	Rel-7	7.2.0	Change to CANCEL_LOCATION procedure in VLR
CT#36	23.012	7.2.0	0026r2	Rel-7	7.3.0	Mobile Termination whilst the MS is moving to another MSC
CT#40	23.012	7.3.0	0027r1	Rel-8	8.0.0	Paging optimization with A/lu flex
CT#42	23.012	8.0.0	0029	Rel-8	8.1.0	TMSI re-allocation during Location Updating Reject with cause #13 or #15
CT#44	23.012	8.1.0	0030r1	Rel-8	8.2.0	MAP Update Location w/o the PgA parameter
CT#46	-	8.2.0	-		9.0.0	Update to Rel-9 version (MCC)
CT#49	23.012	9.0.0	0034r4	Rel-9	9.1.0	Correction to Tracing Control Handling Behaviour of HLR in CS Domain
CT#51	23.012	9.1.0	0035r1	Rel-10	10.0.0	MT Roaming Retry and Super Charger
CT#51	23.012	9.1.0	0036r1	Rel-10	10.0.0	Mobile Terminating Roaming Forwarding
CT#52	23.012	10.0.0	0037r1	Rel-10	10.1.0	Periodic LAU timer in HSS subscription
CT#52	23.012	10.0.0	0038r2	Rel-10	10.1.0	Inclusion of congestion control and back-off timer for CS attach requests
CT#56	23.012	10.1.0	0040r2	Rel-11	11.0.0	Retrieval of VPLMN CSG subscription information for CS domain
CT#57	23.012	11.0.0	0041r1	Rel-11	11.1.0	Cancel VCSG Location
CT#57	23.012	11.0.0	0042r2	Rel-11	11.1.0	Temporary empty CSG subscription data Indicator

Change history						
TSG CN#	Spec	Version	CR	<Phase>	New Version	Subject/Comment
CT#57	23.012	11.0.0	0043r1	Rel-11	11.1.0	Support for MSC in Pool to avoid dual VLR registration
	23.012	11.1.0		Rel-11	11.1.1	Missing SDLs added
CT#58	23.012	11.1.1	0044r2	Rel-11	11.2.0	MSISDN-less UEs

History

Document history		
V11.1.1	October 2012	Publication
V11.2.0	January 2013	Publication