

ETSI TS 123 078 V4.10.0 (2003-09)

Technical Specification

**Digital cellular telecommunications system (Phase 2+);
Universal Mobile Telecommunications System (UMTS);
Customised Applications for Mobile network
Enhanced Logic (CAMEL);
Stage 2
(3GPP TS 23.078 version 4.10.0 Release 4)**



Reference

RTS/TSGN-0223078v4a0

Keywords

GSM, UMTS

ETSI

650 Route des Lucioles
F-06921 Sophia Antipolis Cedex - FRANCE

Tel.: +33 4 92 94 42 00 Fax: +33 4 93 65 47 16

Siret N° 348 623 562 00017 - NAF 742 C
Association à but non lucratif enregistrée à la
Sous-Préfecture de Grasse (06) N° 7803/88

Important notice

Individual copies of the present document can be downloaded from:

<http://www.etsi.org>

The present document may be made available in more than one electronic version or in print. In any case of existing or perceived difference in contents between such versions, the reference version is the Portable Document Format (PDF). In case of dispute, the reference shall be the printing on ETSI printers of the PDF version kept on a specific network drive within ETSI Secretariat.

Users of the present document should be aware that the document may be subject to revision or change of status.

Information on the current status of this and other ETSI documents is available at

<http://portal.etsi.org/tb/status/status.asp>

If you find errors in the present document, send your comment to:

editor@etsi.org

Copyright Notification

No part may be reproduced except as authorized by written permission.
The copyright and the foregoing restriction extend to reproduction in all media.

© European Telecommunications Standards Institute 2003.
All rights reserved.

DECTTM, **PLUGTESTS**TM and **UMTS**TM are Trade Marks of ETSI registered for the benefit of its Members.
TIPHONTM and the **TIPHON logo** are Trade Marks currently being registered by ETSI for the benefit of its Members.
3GPPTM is a Trade Mark of ETSI registered for the benefit of its Members and of the 3GPP Organizational Partners.

Intellectual Property Rights

IPRs essential or potentially essential to the present document may have been declared to ETSI. The information pertaining to these essential IPRs, if any, is publicly available for **ETSI members and non-members**, and can be found in ETSI SR 000 314: *"Intellectual Property Rights (IPRs); Essential, or potentially Essential, IPRs notified to ETSI in respect of ETSI standards"*, which is available from the ETSI Secretariat. Latest updates are available on the ETSI Web server (<http://webapp.etsi.org/IPR/home.asp>).

Pursuant to the ETSI IPR Policy, no investigation, including IPR searches, has been carried out by ETSI. No guarantee can be given as to the existence of other IPRs not referenced in ETSI SR 000 314 (or the updates on the ETSI Web server) which are, or may be, or may become, essential to the present document.

Foreword

This Technical Specification (TS) has been produced by ETSI 3rd Generation Partnership Project (3GPP).

The present document may refer to technical specifications or reports using their 3GPP identities, UMTS identities or GSM identities. These should be interpreted as being references to the corresponding ETSI deliverables.

The cross reference between GSM, UMTS, 3GPP and ETSI identities can be found under <http://webapp.etsi.org/key/queryform.asp>.

Contents

Intellectual Property Rights	2
Foreword.....	2
Foreword.....	16
1 Scope	17
2 References	18
3 Definitions and abbreviations.....	20
3.1 Definitions	20
3.2 Abbreviations	22
4 Circuit switched Call Control.....	23
4.1 Architecture	23
4.1.1 Functional Entities used for CAMEL	23
4.1.2 Interfaces defined for CAMEL	24
4.1.2.1 HLR - VLR interface	24
4.1.2.2 GMSC - HLR interface	24
4.1.2.3 GMSC - gsmSSF interface.....	24
4.1.2.4 gsmSSF - gsmSCF interface	24
4.1.2.5 MSC - gsmSSF interface.....	24
4.1.2.6 gsmSCF - HLR interface.....	25
4.1.2.7 gsmSCF - gsmSRF interface	25
4.1.2.8 GMSC - MSC interface.....	25
4.2 Detection Points (DPs)	25
4.2.1 Definition and description	25
4.2.1.1 Arming/disarming mechanism	25
4.2.1.2 Criteria	26
4.2.1.2.1 Criteria at DP Collected_Info	26
4.2.1.2.2 Criteria at DP Analysed_Information	27
4.2.1.2.2.1 General.....	27
4.2.1.2.2.2 Removal of information significant to the serving entity.....	28
4.2.1.2.2.3 Number comparison.....	28
4.2.1.2.3 Criteria at DP Route_Select_Failure	29
4.2.1.2.4 Criteria at DP Terminating_Attempt_Authorised.....	29
4.2.1.2.5 Criteria at DP T_Busy and T_No_Answer	30
4.2.1.3 Relationship	30
4.2.2 DP processing rules	31
4.3 Description of CAMEL Subscriber Data.....	31
4.3.1 Originating CAMEL Subscription Information (O-CSI)	31
4.3.1.1 TDP List.....	31
4.3.1.2 gsmSCF address.....	31
4.3.1.3 Service Key	31
4.3.1.4 Default Call Handling	31
4.3.1.5 DP criteria	31
4.3.1.6 CAMEL Capability Handling	32
4.3.1.7 CSI state	32
4.3.1.8 Notification flag	32
4.3.2 Dialed Service CAMEL Subscription Information (D-CSI).....	32
4.3.2.1 DP criteria	32
4.3.2.2 gsmSCF address.....	32
4.3.2.3 Service Key	32
4.3.2.4 Default Call Handling	32
4.3.2.5 CAMEL Capability Handling	32
4.3.2.6 CSI state	32
4.3.2.7 Notification flag	33
4.3.3 Network Service CAMEL Subscription Information (N-CSI)	33

4.3.4	Terminating CAMEL Subscription Information (in the GMSC) (T-CSI)	33
4.3.4.1	TDP List.....	33
4.3.4.2	gsmSCF address.....	33
4.3.4.3	Service Key	33
4.3.4.4	Default Call Handling	33
4.3.4.5	DP criteria	33
4.3.4.6	CAMEL Capability Handling	33
4.3.4.7	CSI state.....	33
4.3.4.8	Notification flag	34
4.3.5	VMSC Terminating CAMEL Subscription Information (VT-CSI)	34
4.3.5.1	TDP List.....	34
4.3.5.2	gsmSCF address.....	34
4.3.5.3	Service Key	34
4.3.5.4	Default Call Handling	34
4.3.5.5	DP criteria	34
4.3.5.6	CAMEL Capability Handling	34
4.3.5.7	CSI state.....	34
4.3.5.8	Notification flag	34
4.3.6	Other CAMEL data.....	35
4.3.6.1	Location information/Subscriber state Interrogation.....	35
4.3.6.2	Translation Information Flag CAMEL Subscription Information (TIF-CSI)	35
4.3.6.2.1	Translation Information Flag.....	35
4.3.6.2.2	Notification flag.....	35
4.3.6.3	gsmSCF address list for CSI	35
4.4	Description of CAMEL BCSMs	35
4.4.1	General Handling.....	35
4.4.2	Originating Basic Call State Model (O-BCSM)	36
4.4.2.1	Description of O-BCSM	36
4.4.2.1.1	Description of the call model (PICs)	37
4.4.2.1.1.1	O_Null & Authorise Origination Attempt Collect Info	37
4.4.2.1.1.2	Analyse Information	38
4.4.2.1.1.3	Routing & Alerting	38
4.4.2.1.1.4	O_Active.....	39
4.4.2.1.1.5	O_Exception	39
4.4.3	Terminating Basic Call State Model (T-BCSM)	39
4.4.3.1	Description of T-BCSM.....	39
4.4.3.1.1	Description of the call model (PICs)	41
4.4.3.1.1.1	T_Null.....	41
4.4.3.1.1.2	Terminating Call Handling	41
4.4.3.1.1.3	T_Active	42
4.4.3.1.1.4	T_Exception.....	42
4.4.4	Rules for Implicit Disarming of Event Detection Points'.....	43
4.4.5	BCSM Modelling of Call Scenarios	44
4.4.5.1	Mobile Originated Call	44
4.4.5.2	Mobile Terminated Call at the GMSC / VMSC.....	44
4.4.5.3	Call Forwarding at the GMSC / VMSC.....	45
4.5	Procedures for CAMEL.....	46
4.5.1	Overall SDL architecture	47
4.5.2	Handling of mobile originated calls.....	50
4.5.2.1	Handling of mobile originated calls in the originating MSC	50
4.5.2.1.1	Actions of the MSC on receipt of Int_Error	51
4.5.2.1.2	Actions of the MSC on receipt of Int_Continue	51
4.5.2.1.3	Actions of the MSC on receipt of Int_Continue_With_Argument.....	51
4.5.2.1.4	Actions of the MSC on receipt of Int_Connect	51
4.5.2.1.5	Actions of the MSC on receipt of Int_Release_Call.....	51
4.5.2.1.6	Action of the MSC in procedure CAMEL_OCH_MSC_ANSWER	52
4.5.2.1.7	Action of the MSC in procedure CAMEL_OCH_ETC.....	52
4.5.2.1.8	Action of the MSC in procedure CAMEL_Store_Destination_Address	52
4.5.2.2	Handling of mobile originating calls in the originating VLR	92
4.5.3	Retrieval of routing information	95
4.5.3.1	Retrieval of routing information in the GMSC.....	95
4.5.3.1.1	Action of the GMSC on receipt of Int_Release_Call	95

4.5.3.1.2	Action of the GMSC on receipt of Int_Error.....	95
4.5.3.1.3	Action of the GMSC on receipt of Int_Continue.....	95
4.5.3.1.4	Action of the GMSC on receipt of Int_Continue_With_Argument.....	96
4.5.3.1.5	Action of the GMSC on receipt of Int_Connect.....	96
4.5.3.1.6	Action of the GMSC on receipt of Send_Routeing_Info Negative Response (at state Wait_For_Routeing_Info_2).....	96
4.5.3.1.7	Action of the GMSC on receipt of Send_Routeing_Info ack with MSRN (at state Wait_For_Routeing_Info_2).....	96
4.5.3.1.8	Action of the GMSC on receipt of Send_Routeing_Info ack with FTN (at state Wait_For_Routeing_Info_2).....	96
4.5.3.1.9	Action of the GMSC on receipt of Send_Routeing_Info ack with O-CSI and/or D-CSI and FTN (at state Wait_For_Routeing_Info_2).....	97
4.5.3.1.10	Action of the GMSC in procedure CAMEL_MT_ETC.....	97
4.5.3.1.11	Action of the GMSC in procedure CAMEL_MT_GMSC_Notify_CF.....	97
4.5.3.2	Retrieval of routing information in the HLR.....	129
4.5.3.3	Handling of provide roaming number request in the VLR.....	136
4.5.4	Handling of mobile terminating calls.....	137
4.5.4.1	Handling of mobile terminating calls in the terminating VMSC.....	137
4.5.4.1.1	Action of the VMSC in procedure CAMEL_MT_VMSC_Notify_CF.....	137
4.5.4.2	Handling of mobile terminating calls in the VLR.....	148
4.5.5	Handling of forwarded calls.....	150
4.5.5.1	Procedure CAMEL_CF_MSC_INIT: handling of Int_Continue_With_Argument.....	150
4.5.5.2	Procedure CAMEL_CF_MSC_INIT: handling of Int_Connect.....	150
4.5.5.3	Action of the MSC in procedure CAMEL_CF_MSC_ANSWER.....	150
4.5.5.4	Action of the MSC in procedure CAMEL_CF_ETC.....	150
4.5.6	Handling of mobile calls in the gsmSSF.....	174
4.5.6.1	Information flow for call duration control.....	174
4.5.6.2	Behaviour of the gsmSSF in the process gsmSSF.....	175
4.5.6.2.1	Actions of the gsmSSF on receipt of CAP_Request_Report_BCSM_Event (at the state Waiting_For_Instructions).....	175
4.5.6.2.2	Actions of the gsmSSF on receipt of CAP_Continue (at the state Waiting_For_Instructions).....	175
4.5.6.2.3	Actions of the gsmSSF on receipt of CAP_Release_Call (at the state Monitoring).....	175
4.5.6.2.4	Actions of the gsmSSF on receipt of Int_DP_T_Busy or Int_DP_T_No_Answer including the parameter CF (at the state Monitoring).....	175
4.5.6.3	Procedure Handle_SCI.....	175
4.5.6.4	Process gsmSSF and procedures.....	177
4.5.6.5	Process gsmSSF_SSME_FSM and procedures.....	223
4.5.7	Assisting case.....	227
4.5.8	Procedure CAMEL_Provide_Subscriber_Info.....	237
4.5.8.1	MS reachable.....	237
4.5.8.2	MS not reachable.....	237
4.5.8.2.1	Location Information requested.....	237
4.5.8.2.2	Subscriber State requested.....	237
4.5.8.3	Actions at state Wait_For_Information.....	237
4.5.8.3.1	Provide_Subscriber_Info ack.....	237
4.5.8.3.2	Provide_Subscriber_Info Negative Response.....	237
4.5.9	CAMEL specific handling of location updating and data restoration.....	239
4.5.10	Cross phase compatibility.....	239
4.5.11	Handling of North American Carrier Information.....	239
4.6	Description of information flows.....	239
4.6.1	gsmSSF to gsmSCF information flows.....	240
4.6.1.1	Activity Test ack.....	240
4.6.1.1.1	Description.....	240
4.6.1.1.2	Information Elements.....	240
4.6.1.2	Apply Charging Report.....	240
4.6.1.2.1	Description.....	240
4.6.1.2.2	Information Elements.....	240
4.6.1.3	Call Information Report.....	241
4.6.1.3.1	Description.....	241
4.6.1.3.2	Information Elements.....	241
4.6.1.4	Event Report BCSM.....	241
4.6.1.4.1	Description.....	241

4.6.1.4.2	Information Elements	241
4.6.1.5	Initial DP	243
4.6.1.5.1	Description	243
4.6.1.5.2	Information Elements	243
4.6.2	gsmSCF to gsmSSF information flows.....	246
4.6.2.1	Activity Test.....	246
4.6.2.1.1	Description	246
4.6.2.1.2	Information Elements	246
4.6.2.2	Apply Charging.....	246
4.6.2.2.1	Description	246
4.6.2.2.2	Information Elements	247
4.6.2.3	Call Gap	248
4.6.2.3.1	Description	248
4.6.2.3.2	Information Elements	248
4.6.2.4	Call Information Request	250
4.6.2.4.1	Description	250
4.6.2.4.2	Information Elements	250
4.6.2.5	Cancel	250
4.6.2.5.1	Description	250
4.6.2.5.2	Information Elements	251
4.6.2.6	Connect	251
4.6.2.6.1	Description	251
4.6.2.6.2	Information Elements	251
4.6.2.7	Connect To Resource	253
4.6.2.7.1	Description	253
4.6.2.7.2	Information Elements	253
4.6.2.8	Continue.....	253
4.6.2.8.1	Description	253
4.6.2.8.2	Information Elements	253
4.6.2.9	Continue With Argument.....	253
4.6.2.9.1	Description	253
4.6.2.9.2	Information Elements	254
4.6.2.10	Disconnect Forward Connection.....	255
4.6.2.10.1	Description	255
4.6.2.10.2	Information Elements	255
4.6.2.11	Establish Temporary Connection.....	255
4.6.2.11.1	Description	255
4.6.2.11.2	Information Elements	255
4.6.2.12	Furnish Charging Information.....	256
4.6.2.12.1	Description	256
4.6.2.12.2	Information Elements	256
4.6.2.13	Release Call.....	257
4.6.2.13.1	Description	257
4.6.2.13.2	Information Elements	257
4.6.2.14	Request Report BCSM Event.....	257
4.6.2.14.1	Description	257
4.6.2.14.2	Information Elements	257
4.6.2.15	Reset Timer	258
4.6.2.15.1	Description	258
4.6.2.15.2	Information Elements	258
4.6.2.16	Send Charging Information.....	258
4.6.2.16.1	Description	258
4.6.2.16.2	Information Elements	259
4.6.3	Optional (Service logic dependent) gsmSCF to gsmSRF information flows.....	260
4.6.3.1	Activity Test.....	260
4.6.3.1.1	Description	260
4.6.3.1.2	Information Elements	260
4.6.3.2	Cancel	260
4.6.3.2.1	Description	260
4.6.3.2.2	Information Elements	260
4.6.3.3	Play Announcement	260
4.6.3.3.1	Description	260

4.6.3.3.2	Information Elements	261
4.6.3.4	Prompt And Collect User Information (received information)	262
4.6.3.4.1	Description	262
4.6.3.4.2	Information Elements	262
4.6.4	gsmSRF to gsmSCF information flows	263
4.6.4.1	Activity Test ack	263
4.6.4.1.1	Description	263
4.6.4.1.2	Information Elements	263
4.6.4.2	Assist Request Instructions	263
4.6.4.2.1	Description	263
4.6.4.2.2	Information Elements	263
4.6.4.3	Prompt And Collect User Information ack (received information)	263
4.6.4.3.1	Description	263
4.6.4.3.2	Information Elements	263
4.6.4.4	Specialized Resource Report.....	263
4.6.4.4.1	Description	263
4.6.4.4.2	Information Elements	264
4.6.5	gsmSCF to Assisting SSF information flows	264
4.6.5.1	Activity Test.....	264
4.6.5.1.1	Description	264
4.6.5.1.2	Information Elements	264
4.6.5.2	Cancel	264
4.6.5.2.1	Description	264
4.6.5.3	Connect To Resource	264
4.6.5.3.1	Description	264
4.6.5.4	Play Announcement	264
4.6.5.4.1	Description	264
4.6.5.5	Prompt And Collect User Information	264
4.6.5.5.1	Description	264
4.6.5.6	Reset Timer	264
4.6.5.6.1	Description	264
4.6.6	Assisting SSF to gsmSCF information flows	264
4.6.6.1	Activity Test ack	264
4.6.6.1.1	Description	264
4.6.6.1.2	Information Elements	265
4.6.6.2	Assist Request Instructions	265
4.6.6.2.1	Description	265
4.6.6.3	Prompt And Collect User Information ack (received information).....	265
4.6.6.3.1	Description	265
4.6.6.4	Specialized Resource Report.....	265
4.6.6.4.1	Description	265
4.6.7	HLR to VLR information flows.....	265
4.6.7.1	Delete Subscriber Data.....	265
4.6.7.1.1	Description	265
4.6.7.1.2	Information Elements	265
4.6.7.2	Insert Subscriber Data	265
4.6.7.2.1	Description	265
4.6.7.2.2	Information Elements	266
4.6.7.3	Provide Subscriber Info.....	267
4.6.7.3.1	Description	267
4.6.7.4	Provide Roaming Number.....	267
4.6.7.4.1	Description	267
4.6.7.4.2	Information Elements	267
4.6.8	VLR to HLR information flows.....	267
4.6.8.1	Insert Subscriber Data ack	267
4.6.8.1.1	Description	267
4.6.8.1.2	Information Elements	267
4.6.8.2	Provide Subscriber Info ack	267
4.6.8.2.1	Description	267
4.6.8.3	Update Location.....	268
4.6.8.3.1	Description	268
4.6.8.3.2	Information Elements	268

4.6.8.4	Restore Data	268
4.6.8.4.1	Description	268
4.6.8.4.2	Information Elements	268
4.6.9	HLR to GMSC information flows	268
4.6.9.1	Send Routing Info ack	268
4.6.9.1.1	Description	268
4.6.9.1.2	Information Elements	269
4.6.10	GMSC to HLR information flows	270
4.6.10.1	Send Routing Info	270
4.6.10.1.1	Description	270
4.6.10.1.2	Information Elements	270
4.6.11	VMSC to GMSC information flows	270
4.6.11.1	Resume Call Handling	270
4.6.11.1.1	Description	270
4.6.11.1.2	Information Elements	271
4.6.12	MSC to VLR information flows	271
4.6.12.1	Send Info For Incoming Call	271
4.6.12.1.1	Description	271
4.6.12.1.2	Information Elements	271
4.6.12.2	Send Info For MT Reconnected Call	271
4.6.12.2.1	Description	271
4.6.12.2.2	Information Elements	271
4.6.12.3	Send Info For Outgoing Call	272
4.6.12.3.1	Description	272
4.6.12.3.2	Information Elements	272
4.6.12.4	Send Info For Reconnected Call	272
4.6.12.4.1	Description	272
4.6.12.4.2	Information Elements	272
4.6.13	VLR to MSC information flows	272
4.6.13.1	Complete Call	272
4.6.13.1.1	Description	272
4.6.13.1.2	Information Elements	273
4.6.13.2	Continue CAMEL Handling	273
4.6.13.2.1	Description	273
4.6.13.2.2	Information Elements	273
4.6.13.3	Process Call Waiting	274
4.6.13.3.1	Description	274
4.6.13.3.2	Information Elements	274
4.6.13.4	Send Info For Incoming Call ack	274
4.6.13.4.1	Description	274
4.6.13.4.1	Information Elements	274
4.6.13.5	Send Info For Incoming Call negative response	275
4.6.13.5.1	Description	275
4.6.13.5.2	Information Elements	275
4.6.13.6	Send Info For MT Reconnected Call ack	275
4.6.13.6.1	Description	275
4.6.13.6.2	Information Elements	275
4.6.13.7	Send Info For MT Reconnected Call negative response	275
4.6.13.7.1	Description	275
4.6.13.7.2	Information Elements	275
4.6.13.8	Send Info For Reconnected Call ack	276
4.6.13.8.1	Description	276
4.6.13.8.2	Information Elements	276
4.6.13.9	Send Info For Reconnected Call negative response	276
4.6.13.9.1	Description	276
4.6.13.9.2	Information Elements	276
4.7	Interaction with supplementary services	276
4.7.1	Line identification	276
4.7.2	Call forwarding services	276
4.7.2.1	Registration of Call Forwarding	276
4.7.2.2	Invocation of Call Forwarding	278
4.7.2.3	Invocation of Call Deflection	278

4.7.3	Call Barring services.....	278
4.7.4	Closed User Group.....	278
5	USSD to/from gsmSCF.....	279
5.1	Architecture.....	279
5.1.1	Functional Entities used for CAMEL.....	279
5.1.2	Interfaces defined for CAMEL.....	280
5.1.2.1	gsmSCF - HLR interface.....	280
5.2	Description of CAMEL Subscriber Data.....	280
5.2.1	USSD CAMEL Subscription Information (U-CSI).....	280
5.2.1.1	Service Code.....	280
5.2.1.2	gsmSCF address.....	280
5.3	Content of the USSD General CAMEL Service Information (UG-CSI).....	280
5.3.1	Service Code.....	280
5.3.2	gsmSCF address.....	280
5.4	Procedures.....	281
5.4.1	MS Initiated USSD.....	281
5.4.2	gsmSCF Initiated USSD.....	281
5.5	Description of information flows.....	281
5.5.1	gsmSCF to HLR information flows.....	281
5.5.1.1	Unstructured SS Request.....	281
5.5.1.1.1	Description.....	281
5.5.1.1.2	Information Elements.....	282
5.5.1.2	Unstructured SS Notify.....	282
5.5.1.2.1	Description.....	282
5.5.1.2.2	Information Elements.....	282
5.5.1.3	Process Unstructured SS Data ack.....	282
5.5.1.3.1	Description.....	282
5.5.1.3.2	Information Elements.....	282
5.5.1.4	Process Unstructured SS Request ack.....	282
5.5.1.4.1	Description.....	282
5.5.1.4.2	Information Elements.....	283
5.5.2	HLR to gsmSCF information flows.....	283
5.5.2.1	Unstructured SS Request ack.....	283
5.5.2.1.1	Description.....	283
5.5.2.1.2	Information Elements.....	283
5.5.2.2	Unstructured SS Notify ack.....	283
5.5.2.2.1	Description.....	283
5.5.2.2.2	Information Elements.....	283
5.5.2.3	Process Unstructured SS Data.....	283
5.5.2.3.1	Description.....	283
5.5.2.3.2	Information Elements.....	283
5.5.2.4	Process Unstructured SS Request.....	284
5.5.2.4.1	Description.....	284
5.5.2.4.2	Information Elements.....	284
5.5.2.5	Begin Subscriber Activity.....	284
5.5.2.5.1	Description.....	284
5.5.2.5.2	Information Elements.....	284
6	GPRS interworking.....	285
6.1	Architecture.....	285
6.1.1	Functional Entities used for CAMEL.....	285
6.1.2	Interfaces defined for CAMEL.....	286
6.1.2.1	SGSN - gprsSSF interface.....	286
6.1.2.2	gprsSSF - gsmSCF interface.....	286
6.1.2.3	HLR – SGSN interface.....	286
6.2	Detection Points (DPs).....	286
6.2.1	Definition and description.....	286
6.2.2	Relationship, DP processing rules and GPRS dialogue.....	287
6.3	Description of CAMEL Subscriber Data.....	287
6.3.1	GPRS CAMEL Subscription Information (GPRS-CSI).....	287
6.3.1.1	gsmSCF Address.....	287

6.3.1.2	Service Key	287
6.3.1.3	Default GPRS Handling	287
6.3.1.4	TDP List	287
6.3.1.5	CAMEL Capability Handling	288
6.3.1.6	CSI state	288
6.3.1.7	Notification flag	288
6.3.1.8	gsmSCF address list for CSI	288
6.4	Description of CAMEL State Models	288
6.4.1	General Handling	288
6.4.2	GPRS Attach/Detach State Model	288
6.4.2.1	Description of the Attach/Detach model (PIAs)	289
6.4.2.1.1	Detached	289
6.4.2.1.2	Attached	290
6.4.3	GPRS PDP Context State Model	290
6.4.3.1	Description of the PDP Context model (PIAs)	292
6.4.3.1.1	Idle	292
6.4.3.1.2	PDP Context Setup	292
6.4.3.1.3	PDP Context Established	293
6.4.3.1.4	Change of Position Context	293
6.4.4	GPRS CAMEL Scenarios	293
6.4.4.1	GPRS CAMEL Scenario 1	293
6.4.4.2	GPRS CAMEL Scenario 2	294
6.4.5	SGSN Routeing Area Update	295
6.4.5.1	Intra-SGSN Routeing Area Update	295
6.4.5.2	Inter-SGSN Routeing Area Update	295
6.4.6	Rules for Implicit Disarming of Detection Points	296
6.5	Procedures for CAMEL GPRS	297
6.5.1	Overall SDL Architecture	297
6.5.2	Handling GPRS in the SGSN	297
6.5.2.1	Actions of the SGSN on receipt of Int_Error	297
6.5.2.2	Actions of the SGSN on receipt of Int_Continue	298
6.5.2.3	Handling of GPRS Attach/Detach	298
6.5.2.4	Handling of GPRS Routeing Area Update	301
6.5.2.5	Handling of PDP Context establishment and deactivation	305
6.5.3	Handling GPRS in the gprsSSF	311
6.5.3.1	Process GPRS_SSF	311
6.5.3.2	Process GPRS_Dialogue_Handler	311
6.5.3.3	Procedure Handle_AC_GPRS	311
6.5.3.4	Procedure Handle_ACR_GPRS	311
6.5.3.5	Procedure Complete_FCI_Record_GPRS	312
6.5.3.6	Procedure Handle_SCI_GPRS	312
6.5.3.6.1	Handling of SCI_GPRS for the Session	312
6.5.3.6.2	Handling of SCI_GPRS for a PDP Context	313
6.5.3.7	Procedure Handle_PDP_Acknowledgement	314
6.5.3.8	GPRS duration and volume control	314
6.5.3.8.1	Examples of information flows for GPRS session and PDP context control	314
6.5.3.8.2	TC guard timer	317
6.5.3.8.2.1	General	317
6.5.3.8.2.2	Check TC guard timer	317
6.5.3.9	SDL diagrams for process GPRS_SSF and procedures	319
6.6	Description of information flows	353
6.6.1	gprsSSF to gsmSCF Information Flows	353
6.6.1.1	Activity Test GPRS Ack	353
6.6.1.1.1	Description	353
6.6.1.1.2	Information Elements	353
6.6.1.2	Apply Charging Report GPRS	353
6.6.1.2.1	Description	353
6.6.1.2.2	Information Elements	353
6.6.1.3	Entity Released GPRS	354
6.6.1.3.1	Description	354
6.6.1.3.2	Information Elements	354
6.6.1.4	Event Report GPRS	354

6.6.1.4.1	Description	354
6.6.1.4.2	Information Elements	355
6.6.1.5	Initial DP GPRS	356
6.6.1.5.1	Description	356
6.6.1.5.2	Information Elements	357
6.6.2	gsmSCF to gprsSSF Information Flows	358
6.6.2.1	Activity Test GPRS	358
6.6.2.1.1	Description	358
6.6.2.1.2	Information Elements	358
6.6.2.2	Apply Charging GPRS	358
6.6.2.2.1	Description	358
6.6.2.2.2	Information Elements	359
6.6.2.3	Apply Charging Report GPRS Ack	359
6.6.2.3.1	Description	359
6.6.2.3.2	Information Elements	359
6.6.2.4	Cancel GPRS.....	359
6.6.2.4.1	Description	359
6.6.2.4.2	Information Elements	360
6.6.2.5	Connect GPRS	360
6.6.2.5.1	Description	360
6.6.2.5.2	Information Elements	360
6.6.2.6	Continue GPRS	360
6.6.2.6.1	Description	360
6.6.2.6.2	Information Elements	361
6.6.2.7	Entity Released GPRS Ack	361
6.6.2.7.1	Description	361
6.6.2.7.2	Information Elements	361
6.6.2.8	Event Report GPRS Ack	361
6.6.2.8.1	Description	361
6.6.2.8.2	Information Elements	361
6.6.2.9	Furnish Charging Information GPRS.....	361
6.6.2.9.1	Description	361
6.6.2.9.2	Information Elements	362
6.6.2.10	Release GPRS	362
6.6.2.10.1	Description	362
6.6.2.10.2	Information Elements	363
6.6.2.11	Request Report GPRS Event.....	363
6.6.2.11.1	Description	363
6.6.2.11.2	Information Elements	363
6.6.2.12	Reset Timer GPRS	364
6.6.2.12.1	Description	364
6.6.2.12.2	Information Elements	364
6.6.2.13	Send Charging Information GPRS.....	364
6.6.2.13.1	Description	364
6.6.2.13.2	Information Elements	364
6.6.3	HLR to SGSN Information Flows	365
6.6.3.1	Delete Subscriber Data.....	365
6.6.3.1.1	Description	365
6.6.3.1.2	Information Elements	365
6.6.3.2	Insert Subscriber Data.....	366
6.6.3.2.1	Description	366
6.6.3.2.2	Information Elements	366
6.6.4	SGSN to HLR Information Flows	366
6.6.4.1	Insert Subscriber Data ack	366
6.6.4.2	Update GPRS Location	366
6.6.4.2.1	Description	366
6.6.4.2.2	Information Elements	366
7	Short Message Service	367
7.1	Architecture	367
7.1.1	Functional Entities used for CAMEL	367
7.1.2	Interfaces defined for CAMEL	368

7.1.2.1	HLR – VLR interface	368
7.1.2.2	HLR – SGSN interface	368
7.1.2.3	gsmSSF - gsmSCF interface	368
7.1.2.4	gprsSSF - gsmSCF interface	368
7.1.2.5	MSC - gsmSSF interface	368
7.1.2.6	SGSN - gprsSSF interface	368
7.1.2.7	MSC - VLR interface	368
7.1.2.8	MSC - SMSC interface	368
7.1.2.9	SGSN - SMSC interface	368
7.2	Detection Points (DPs)	369
7.3	Description of CAMEL Subscriber Data	369
7.3.1	Short Message Service CAMEL Subscription Information (SMS-CSI)	369
7.3.1.1	gsmSCF address	369
7.3.1.2	Service Key	369
7.3.1.3	Default SMS Handling	369
7.3.1.4	TDP List	369
7.3.1.5	CAMEL Capability Handling	369
7.3.1.6	CSI state	369
7.3.1.7	Notification flag	369
7.3.1.8	gsmSCF address list for CSI	369
7.4	Description of SMS State Model	369
7.4.1	General Handling	369
7.4.2	Mobile Originating SMS State Model	370
7.4.2.1	Description of MO SMS state model	370
7.4.2.1.1	Description of the MO SMS state model (PIAs)	370
7.4.2.1.1.1	SMS Null & Start & Authorize	370
7.4.2.1.1.2	SMS Analyse & Routing	371
7.4.2.1.1.3	SMS_Exception	371
7.5	Procedures for CAMEL SMS	372
7.5.1	Overall SDL architecture	372
7.5.2	Handling of mobile originating SMS	374
7.5.2.1	Handling of mobile originating SMS in the originating MSC/SGSN	374
7.5.2.1.1	Actions of the VMSC/SGSN on receipt of Int_Error	374
7.5.2.1.2	Actions of the MSC/SGSN on receipt of Int_Continue_SMS	374
7.5.2.1.3	Actions of the MSC/SGSN on receipt of Int_Connect_SMS	374
7.5.2.1.4	Actions of the MSC/SGSN on receipt of Int_Release_SMS	374
7.5.2.1.5	Allocation of SMS Reference Number	374
7.5.2.2	Handling of A_MM_Release and A_LLC_Release	375
7.5.2.3	Handling of time-out from SMSC	375
7.5.2.4	Handling of mobile originating SMS in the VLR	380
7.5.3	Handling of mobile originating SMS in the gsmSSF/gprsSSF	382
7.6	Description of information flows	390
7.6.1	gsmSSF/gprsSSF to gsmSCF information flows	390
7.6.1.1	Event Report SMS	390
7.6.1.1.1	Description	390
7.6.1.1.2	Information Elements	390
7.6.1.2	Initial DP SMS	390
7.6.1.2.1	Description	390
7.6.1.2.2	Information Elements	391
7.6.2	gsmSCF to gsmSSF/gprsSSF information flows	392
7.6.2.1	Connect SMS	392
7.6.2.1.1	Description	392
7.6.2.1.2	Information Elements	393
7.6.2.2	Continue SMS	393
7.6.2.2.1	Description	393
7.6.2.2.2	Information Elements	393
7.6.2.3	Furnish Charging Information SMS	393
7.6.2.3.1	Description	393
7.6.2.3.2	Information Elements	393
7.6.2.4	Release SMS	394
7.6.2.4.1	Description	394
7.6.2.4.2	Information Elements	394

7.6.2.5	Request Report SMS Event.....	394
7.6.2.5.1	Description	394
7.6.2.5.2	Information Elements	394
7.6.2.6	Reset Timer SMS	395
7.6.2.6.1	Description	395
7.6.2.6.2	Information Elements	395
7.6.3	HLR to VLR/SGSN information flows	395
7.6.3.1	Delete Subscriber Data.....	395
7.6.3.1.1	Description	395
7.6.3.1.2	Information Elements	395
7.6.3.2	Insert Subscriber Data.....	395
7.6.3.2.1	Description	395
7.6.3.2.2	Information Elements	395
7.6.4	VL R/SGSN to HLR information flows	396
7.6.4.1	Insert Subscriber Data ack	396
7.6.4.2	Update Location.....	396
7.6.4.3	Update GPRS Location.....	396
7.6.5	VL R to MSC Information Flows	396
7.6.5.1	Send Info For MO SMS Ack.....	396
7.6.5.1.1	Description	396
8	SS Notifications.....	397
8.1	Architecture	397
8.1.1	Functional Entities used for CAMEL	397
8.1.2	Interfaces defined for SS Notifications.....	397
8.1.2.1	MSC - gsmSCF interface	397
8.1.2.2	HLR - gsmSCF interface.....	397
8.1.2.3	VLR - MSC interface	398
8.1.2.4	HLR-VLR interface	398
8.2	Description of CAMEL Subscriber Data.....	398
8.2.1	Supplementary Service Invocation Notification CAMEL Subscription Information (SS-CSI).....	398
8.2.1.1	Notification criteria	398
8.2.1.2	gsmSCF address	398
8.2.1.3	CSI state	398
8.2.1.4	Notification flag	398
8.2.1.5	gsmSCF address list for CSI	398
8.3	Procedures for CAMEL.....	398
8.3.1	Handling of Supplementary Service Invocation Notification	398
8.4	Description of information flows	399
8.4.1	MSC to gsmSCF information flows	399
8.4.1.1	SS Invocation Notification.....	399
8.4.1.1.1	Description	399
8.4.1.1.2	Information Elements	400
8.4.2	HLR to VLR information flows.....	400
8.4.2.1	Delete Subscriber Data.....	400
8.4.2.1.1	Description	400
8.4.2.1.2	Information Elements	400
8.4.2.2	Insert Subscriber Data.....	400
8.4.2.2.1	Description	400
8.4.2.2.2	Information Elements	401
8.4.3	HLR to gsmSCF information flows.....	401
8.4.3.1	SS Invocation Notification	401
8.4.3.1.2	Information Elements	401
8.4.4	VLR to MSC information flows	401
8.4.4.1	Invoke SS result	401
8.4.4.1.1	Description	401
8.4.4.1.2	Information Elements	402
8.4.4.2	Send Info For Incoming Call ack	402
8.4.4.2.1	Description	402
8.4.4.2.2	Information Elements	402
9	Mobility Management.....	402

9.1	Architecture	402
9.1.1	Functional Entities used for CAMEL	402
9.1.2	Interfaces defined for CAMEL	403
9.1.2.2	VLR - gsmSCF interface	403
9.2	Description of CAMEL Subscriber Data	403
9.2.1	Mobility Management CAMEL Subscription Information (M-CSI)	403
9.2.1.1	Mobility Management Triggers	403
9.2.1.2	gsmSCF address	403
9.2.1.3	Service Key	403
9.2.1.4	CSI state	403
9.2.1.5	Notification flag	404
9.2.1.6	gsmSCF address list for CSI	404
9.3	Procedures for Mobility management	404
9.3.1	Procedure descriptions	406
9.3.1.1	Procedure Set_Notification_Type	406
9.3.1.2	Procedure Notify_gsmSCF	408
9.4	Description of information flows	410
9.4.1	VLR to gsmSCF information flows	410
9.4.1.1	Mobility Management event Notification	410
9.4.1.1.1	Description	410
9.4.1.1.2	Information Elements	410
9.4.2	HLR to VLR information flows	411
9.4.2.1	Delete Subscriber Data	411
9.4.2.1.1	Description	411
9.4.2.1.2	Information Elements	411
9.4.2.2	Insert Subscriber Data	411
9.4.2.2.1	Description	411
9.4.2.2.2	Information Elements	411
10	Control and interrogation of subscription data	412
10.1	Architecture	412
10.1.1	Functional Entities used for CAMEL	412
10.1.2	Interfaces defined for CAMEL	412
10.1.2.1	gsmSCF - HLR	412
10.2	Procedures for CAMEL	413
10.2.1	Any Time Subscription Interrogation	413
10.2.2	Any Time Modification	416
10.2.3	Notify Subscriber Data Change	424
10.3	Description of information flows	426
10.3.1	gsmSCF to HLR information flows	426
10.3.1.1	Any Time Subscription Interrogation Request	426
10.3.1.1.1	Description	426
10.3.1.1.2	Information Elements	426
10.3.1.2	Any Time Modification Request	427
10.3.1.2.1	Description	427
10.3.1.2.2	Information Elements	427
10.3.1.3	Notify Subscriber Data Change response	428
10.3.1.3.1	Description	428
10.3.1.3.2	Information Elements	429
10.3.2	HLR to gsmSCF information flows	429
10.3.2.1	Any Time Subscription Interrogation ack	429
10.3.2.1.1	Description	429
10.3.2.1.2	Information Elements	429
10.3.2.2	Any Time Modification ack	430
10.3.2.2.1	Description	430
10.3.2.2.2	Information Elements	430
10.3.2.3	Notify Subscriber Data Change	432
10.3.2.3.1	Description	432
10.3.2.3.2	Information Elements	432
11	Subscriber Location and State retrieval	434
11.1	Architecture	434

11.1.1	Functional Entities used for CAMEL	434
11.1.2	Interfaces defined for CAMEL	435
11.1.2.1	gsmSCF - GMLC interface	435
11.1.2.2	GMLC - gsmSCF interface	435
11.1.2.3	gsmSCF - HLR.....	435
11.1.2.4	HLR - gsmSCF.....	435
11.2	Procedures for CAMEL.....	435
11.2.1	Location Services.....	435
11.2.2	Any Time Interrogation	437
11.3	Description of information flows	439
11.3.1	gsmSCF to GMLC information flows	439
11.3.1.1	Any Time Interrogation Request.....	439
11.3.1.1.1	Description	439
11.3.1.1.2	Information Elements	439
11.3.2	GMLC to gsmSCF information flows	439
11.3.2.1	Any Time Interrogation ack	439
11.3.2.1.1	Description	439
11.3.2.1.2	Information Elements	439
11.3.3	gsmSCF to HLR information flows	440
11.3.3.1	Any Time Interrogation Request.....	440
11.3.3.1.1	Description	440
11.3.3.1.2	Information Elements	440
11.3.4	HLR to gsmSCF information flows	440
11.3.4.1	Any Time Interrogation ack	440
11.3.4.1.1	Description	440
11.3.4.1.2	Information Elements	441
Annex A (informative):	Change history	442
History		445

Foreword

This Technical Specification (TS) has been produced by the 3rd Generation Partnership Project (3GPP).

The present document specifies the stage 2 description for the third phase (see 3GPP TS 22.078 [2]) of the Customized Applications for Mobile network Enhanced Logic (CAMEL) feature within the 3GPP system.

The contents of present document are subject to continuing work within the TSG and may change following formal TSG approval. Should the TSG modify the contents of the present document, it will then be re-released by the TSG with an identifying change of release date and an increase in version number as follows:

Version x.y.z

where:

- x the first digit:
 - 1 presented to TSG for information;
 - 2 presented to TSG for approval;
 - 3 or greater indicates TSG approved document under change control.
- y the second digit is incremented for all changes of substance, i.e. technical enhancements, corrections, updates, etc.
- z the third digit is incremented when editorial only changes have been incorporated in the document.

1 Scope

The present document specifies the stage 2 description for the third phase (see 3GPP TS 22.078 [2]) of the Customized Applications for Mobile network Enhanced Logic (CAMEL) feature which provides the mechanisms to support services of operators which are not covered by standardized GSM services even when roaming outside the HPLMN.

The CAMEL feature is a network feature and not a supplementary service. It is a tool to help the network operator to provide the subscribers with the operator specific services even when roaming outside the HPLMN.

In the present document, the GSM Service Control Function (gsmSCF) is treated as being part of the HPLMN. The regulatory environment in some countries may require the possibility that the gsmSCF and the HPLMN are controlled by different operators, and the gsmSCF and the HPLMN are therefore distinct entities.

In the third phase the CAMEL feature supports:

- mobile originated and forwarded calls;
- mobile terminating calls;
- any time interrogation;
- active location information retrieval;
- suppression of announcements;
- announcements, in band user interaction;
- charging features;
- supplementary service invocation notifications;
- USSD interaction with the gsmSCF;
- North American carrier selection;
- Mobility Management event notifications;
- change of Calling Line Identification Presentation Indicator for an MO call to restricted;
- SoLSA;
- Subscribed dialled services;
- Serving network dialled services;
- MO SMS;
- GPRS data transmission;
- Mobility management;
- Notification to CSE of change of subscriber data;
- Any Time Modification;
- Any Time Interrogation of subscription Information;
- T-BCSM in the VMSC and terminating AoC;
- Interworking with Location Services;
- Multiple Subscriber Profile;
- Active Location Retrieval;
- Call Gapping.

Note that CAMEL is not applicable to Emergency Setup (TS 12), i.e. in case an Emergency call has been requested the gsmSSF shall not be invoked.

The mechanism described in the present document addresses especially the need for information exchange between the VPLMN or IPLMN and the HPLMN for support of operator specific services. Any user procedures for the control of operator specific services are outside the scope of the present document. Subscribers who have subscribed to operator specific services and therefore need the functional support of the CAMEL feature shall be marked in the HPLMN and VPLMN. In case a subscriber is marked to need CAMEL support, the appropriate procedures which provide the necessary information to the VPLMN or the HPLMN are invoked. It is possible for the HPLMN to instruct the VPLMN or IPLMN to interact with a gsmSCF which is controlled by the HPLMN.

The specification of operator specific services is outside the scope of the present document.

2 References

The following documents contain provisions which, through reference in this text, constitute provisions of the present document.

- References are either specific (identified by date of publication, edition number, version number, etc.) or non-specific.
- For a specific reference, subsequent revisions do not apply.
- For a non-specific reference, the latest version applies. In the case of a reference to a 3GPP document (including a GSM document), a non-specific reference implicitly refers to the latest version of that document *in the same Release as the present document*.

- [1] 3GPP TR 21.905: "3rd Generation Partnership Project; Technical Specification Group Services and System Aspects; Vocabulary for 3GPP Specifications".
- [2] 3GPP TS 22.078: "3rd Generation Partnership Project; Technical Specification Group Services and System Aspects; Customised Applications for Mobile network Enhanced Logic (CAMEL); Service description, Stage 1".
- [3] 3GPP TS 23.018: "3rd Generation Partnership Project; Technical Specification Group Core Network; Basic call handling; Technical realization".
- [4] 3GPP TS 29.002: "3rd Generation Partnership Project; Technical Specification Group Core Network; Mobile Application Part (MAP) specification".
- [5] 3GPP TS 29.078: "3rd Generation Partnership Project; Technical Specification Group Core Network; Customised Applications for Mobile network Enhanced Logic (CAMEL) Phase 3; CAMEL Application Part (CAP) specification".
- [6] ITU-T Recommendation Q.1214 (1995): "Distributed functional plane for intelligent network CS-1".
- [7] ETSI EN 301 070-1 (V1.2.2): "Integrated Services Digital Network (ISDN) ; Signalling System No.7 ; ISDN User Part (ISUP) version 3 interactions with the Intelligent Network Application Part (INAP); Part 1: Protocol specification [ITU-T Recommendation Q.1600 (1997), modified]".
- [8] 3GPP TS 23.090: "3rd Generation Partnership Project; Technical Specification Group Core Network; Unstructured Supplementary Service Data (USSD) - Stage 2".
- [9] 3GPP TS 23.085: "3rd Generation Partnership Project; Technical Specification Group Core Network; Closed User Group (CUG) supplementary service - Stage 2".
- [10] ANSI T1.113 (1995): "Signalling System No. 7, ISDN User Part".
- [11] 3GPP TS 23.060: "3rd Generation Partnership Project; Technical Specification Group Services and System Aspects; General Packet Radio Service (GPRS); Service description; Stage 2".

- [12] ITU-T Recommendation Q.1290 (1998): "Glossary of terms used in the definition of intelligent networks".
- [13] ITU-T Recommendation Q.850 (1998): "Usage of cause and location in the Digital Subscriber Signalling System No. 1 and the Signalling System No. 7 ISDN User Part".
- [14] ETSI EN 300 403-1: "Integrated Services Digital Network (ISDN); Digital Subscriber Signalling System No. one (DSS1) protocol; Signalling network layer for circuit-mode basic call control; Part 1: Protocol specification [ITU-T Recommendation Q.931 (1993), modified]".
- [15] ITU-T Recommendation Q.762 (1999): "Signalling System No. 7 – ISDN user part general functions of messages and signals".
- [16] ITU-T Recommendation Q.763 (1999): "Signalling System No. 7 – ISDN user part formats and codes".
- [17] 3GPP TS 22.071: "3rd Generation Partnership Project; Technical Specification Group Services and System Aspects; Location Services (LCS); Service description, Stage 1".
- [18] 3GPP TS 25.305: "3rd Generation Partnership Project; Technical Specification Group Radio Access Network; Stage 2 Functional Specification of UE Positioning in UTRAN".
- [19] 3GPP TS 27.001: "3rd Generation Partnership Project; Technical Specification Group Core Network; General on Terminal Adaptation Functions (TAF) for Mobile Stations (MS)".
- [20] ETSI EN 300 356-1 (V3.2.2): "Integrated Services Digital Network (ISDN); Signalling System No.7; ISDN User Part (ISUP) version 3 for the international interface; Part 1: Basic services [ITU-T Recommendations Q.761 to Q.764 (1997), modified]".
- [21] 3GPP TS 23.040: "3rd Generation Partnership Project; Technical Specification Group Terminals; Technical realization of the Short Message Service (SMS)".
- [22] 3GPP TS 22.030: "3rd Generation Partnership Project; Technical Specification Group Services and System Aspects; Man-Machine Interface (MMI) of the User Equipment (UE)".
- [23] 3GPP TS 23.073: "3rd Generation Partnership Project; Technical Specification Group Core Network; Support of Localised Service Area (SoLSA); Stage 2".
- [24] 3GPP TS 22.002: "3rd Generation Partnership Project; Technical Specification Group Services and System Aspects; Circuit Bearer Services (BS) supported by a Public Land Mobile Network (PLMN) (Release 1999)".
- [25] 3GPP TS 22.004: "3rd Generation Partnership Project; Technical Specification Group Services and System Aspects; General on supplementary services (Release 1999)".
- [26] 3GPP TS 23.011: "3rd Generation Partnership Project; Technical Specification Group Core Network; Technical realization of Supplementary Services (Release 1999)".
- [27] 3GPP TS 23.082: "3rd Generation Partnership Project; Technical Specification Group Core Network; Call Forwarding (CF) supplementary services; Stage 2 (Release 1999)".
- [28] 3GPP TS 23.084: "3rd Generation Partnership Project; Technical Specification Group Core Network; Multi Party (MPTY) supplementary service; Stage 2".
- [29] 3GPP TS 23.091: "3rd Generation Partnership Project; Technical Specification Group Core Network; Explicit Call Transfer (ECT) supplementary service; Stage 2".
- [30] ITU-T Recommendation Q.1224 (1997): "Distributed functional plane for intelligent network capability Set 2".
- [31] 3GPP TS 22.024: "3rd Generation Partnership Project; Technical Specification Group Services and System Aspects; Description of Charge Advice Information (CAI)".
- [32] 3GPP TS 23.012: "3rd Generation Partnership Project; Technical Specification Group Core Network; Location management procedures".

- [33] 3GPP TS 24.008: "3rd Generation Partnership Project; Technical Specification Group Core Network; Mobile radio interface layer 3 specification; Core Network Protocols; Stage 3".
- [34] 3GPP TS 23.032: "3rd Generation Partnership Project; Technical Specification Group Services and System Aspects; Universal Geographical Area Description (GAD)".
- [35] 3GPP TS 23.072: "3rd Generation Partnership Project; Technical Specification Group Core Network; Call Deflection (CD) Supplementary Service; Stage 2".
- [36] 3GPP TS 23.079: "3rd Generation Partnership Project; Technical Specification Group Core Network; Support of Optimal Routeing (SOR); Technical realization; Stage 2".
- [37] 3GPP TS 23.003: "3rd Generation Partnership Project; Technical Specification Group Core Network; Numbering, addressing and identification".
- [38] 3GPP TS 23.093: "3rd Generation Partnership Project; Technical Specification Group Core Network; Technical realization of Completion of Calls to Busy Subscriber (CCBS) - Stage 2".
- [39] 3GPP TS 23.088: "3rd Generation Partnership Project; Technical Specification Group Core Network; Call Barring (CB) Supplementary Services; Stage 2".
- [40] GSM TR 03.47: "Example protocol stacks for interconnecting; Service Centre(s) (SC) and Mobile-services Switching Centre(s) (MSC)".

3 Definitions and abbreviations

3.1 Definitions

For the purposes of the present document, the following terms and definitions apply:

Basic Call State Model (BCSM): BCSM provides a high-level model of GMSC- or MSC/VLR-activities required to establish and maintain communication paths for users. As such, it identifies a set of basic call activities in a GMSC or MSC/VLR and shows how these activities are joined together to process a basic call

Call Control Function (CCF): CCF is the Call Control Function in the network that provides call/service processing and control (see ITU-T Recommendation Q.1224)

Detection Points (DP): points in processing at which notifications (to the service logic) can occur and transfer of control (to the gsmSCF) is possible are called Detection Points (DPs)

Dialled Service CAMEL Subscription Information (D-CSI): D-CSI identifies the subscriber as having originating CAMEL dialled services

Forwarding MSC: MSC which is either an MSC invoking a GSM standardized call forwarding or call deflection service; or an MSC invoking a Camel based call forwarding service

Gateway MLC (GMLC): functional entity that allows external LCS Clients to request real-time information about a Mobile Station. The information that can be requested from the GMLC is:

- location of Mobile Station.

See 3GPP TS 22.071 [17] and 3GPP TS 23.071 [18] for information on the GMLC.

Geodetic Information: information defining the location of a mobile station, coded according to ITU-T Recommendation Q.763. The derivation of this information from other information defining the location of a mobile station is a network operator option. If an entity derives the geodetic information it shall also provide the equivalent geographical information

Geographical Information: information defining the location of a mobile station, coded according to 3GPP TS 23.032

GPRS CAMEL Subscription Information (GPRS-CSI): GPRS-CSI identifies the subscriber as having GPRS CAMEL services

GPRS Dialogue: dialogue between the gprsSSF and the gsmSCF. A single gprsDialogue may consist of one or more TCAP dialogues. Only one TCAP dialogue shall exist at one point in time for one gprsDialogue

GPRS Service Switching Function (gprsSSF): functional entity that interfaces the SGSN to the gsmSCF. The concept of the gprsSSF is derived from the IN SSF, but uses different triggering mechanisms because of the nature of the mobile network

GPRS Session: GPRS session starts when the GPRS subscriber attaches to the GPRS data network. It ends when the GPRS subscriber detaches from the GPRS data network

GSM Service Control Function (gsmSCF): functional entity that contains the CAMEL service logic to implement OSS. It interfaces with the gsmSSF, the gsmSRF, the GMLC and the HLR

GSM Service Switching Function (gsmSSF): functional entity that interfaces the MSC/GMSC to the gsmSCF. The concept of the gsmSSF is derived from the IN SSF, but uses different triggering mechanisms because of the nature of the mobile network

GSM Specialised Resource Function (gsmSRF): functional entity which provides various specialized resources. It interfaces with the gsmSCF and with the MSC. This entity is defined in ITU-T Recommendation Q.1224 [30] with variations defined in the specification

Location Information: indicates the location of the Mobile Station. The provision of location information is independent of the MS status. As part of the location information, an indication of the age of this information may be delivered

Mobile Station State: similar to **Subscriber State**, but associated only with a Mobile Station, not with a subscriber

Mobility Management event CAMEL Subscription Information (M-CSI): M-CSI identifies the subscriber as having Mobility Management event notification CAMEL services

NA (North American): prefix attached to certain information items used by North American PLMNs in connection with routing a call to a preferred or dialled long distance carrier

Network CAMEL Service Information (N-CSI): N-CSI identifies services offered on a per-network basis by the serving PLMN operator for all subscribers

Originating Basic Call State Model (O-BCSM): originating half of the BCSM. The O-BCSM corresponds to that portion of the BCSM associated with the originating party

Originating CAMEL Subscription Information (O-CSI): O-CSI identifies the subscriber as having originating CAMEL services

Point In Association (PIA): PIAs identify MSC/VLR/SGSN activities associated with one or more basic association/connection states of interest to OSS service logic instances

Point In Call (PIC): PICs identify MSC/VLR (GMSC) activities associated with one or more basic call/connection states of interest to OSS service logic instances

Service Key: Service Key identifies to the gsmSCF the service logic. The Service Key is administered by the HPLMN, and is passed transparently by the VPLMN/IPLMN to the gsmSCF. The Service Key is a part of the T/O/VT/D/GPRS/SMS/M-CSI

Serving MLC: functional entity that performs location information retrieval

Short Message Service CAMEL Subscription Information (SMS-CSI): SMS-CSI identifies the subscriber as having MO SMS CAMEL services

Short Message Service Centre (SMSC): also abbreviation SC is used for SMSC

Subscriber State: see 3GPP TS 22.078 [2].

Supplementary Service Notification CAMEL Subscription Information (SS-CSI): SS-CSI identifies the subscriber as having supplementary service invocation notification CAMEL services

Terminating Basic Call State Model (T-BCSM): terminating half of the BCSM. The T-BCSM corresponds to that portion of the BCSM associated with the terminating party

Terminating CAMEL Subscription Information (in the GMSC) (T-CSI): T-CSI identifies the subscriber as having terminating CAMEL services in the GMSC

VMSC Terminating CAMEL Subscription Information (VT-CSI): VT-CSI identifies the subscriber as having terminating CAMEL services in the VMSC

Translation Information Flag (TIF-CSI): TIF-CSI is a flag in the CAMEL subscriber data which indicates that when the subscriber registers a forwarded-to number, that the HLR shall not attempt to perform any translation, number format checks, prohibited FTN checks, call barring checks

USSD CAMEL Subscription Information (U-CSI): U-CSI identifies a set of subscriber specific mappings from a USSD service code to a gsmSCF address

USSD General CAMEL Service Information (UG-CSI): UG-CSI globally identifies a set of mappings from a USSD service code to a gsmSCF address. The global mapping applies to all HPLMN subscribers. If, for a particular service code, both U-CSI and UG-CSI are applicable then the U-CSI shall take precedence

3.2 Abbreviations

For the purposes of the present document, the abbreviations listed in 3GPP TR 21.905 [1] and the following apply:

BCSM	Basic Call State Model
CAMEL	Customized Applications for Mobile network Enhanced Logic
DP	Detection Point
DTN	Deflected To Number
D-CSI	Dialled Services CAMEL Subscription Information
EDP	Event Detection Point
FTN	Forwarded To Number
GMLC	Gateway MLC
GMSC	Gateway MSC
GPRS	General Packet Radio Service
gprsSSF	GPRS Service Switching Function
GPRS-CSI	GPRS CAMEL Subscription Information
gsmSCF	GSM Service Control Function
gsmSRF	GSM Specialised Resource Function
gsmSSF	GSM Service Switching Function
HLR	Home Location Register
HPLMN	Home PLMN
IE	Information Element
IF	Information Flow
IP	Intelligent Peripheral
IPLMN	Interrogating PLMN
LCS	Location Services
LSA	Localised Service Area
M-CSI	Mobility Management event Notification CAMEL Subscription Information
MF	Mobile Forwarding
MLC	Mobile Location Centre
MO	Mobile Originating
MSC	Mobile service Switching Centre
MT	Mobile Terminating in GMSC
N-CSI	Network CAMEL Service Information
NA	North American
NNI	Network Node Interface
O-BCSM	Originating Basic Call State Model
O-CSI	Originating CAMEL Subscription Information
ODB	Operator Determined Barring
OSS	Operator Specific Service
PDP	Packet Data Protocol
PIC	Point In Call
PLMN	Public Land Mobile Network
SGSN	Serving GPRS Support Node
SLPI	Service Logic Program Instance

SMF	Service Management Function
SMLC	Serving MLC
SMS-CSI	Short Message Service CAMEL Subscription Information
SS-CSI	Supplementary Service Notification CAMEL Subscription Information
T-BCSM	Terminating Basic Call State Model
T-CSI	Terminating CAMEL Subscription Information (in the GMSC)
TDP	Trigger Detection Point
TPDU	Transfer Protocol Data Unit
TIF-CSI	Translation Information Flag
U-CSI	USSD CAMEL Subscription Information
UG-CSI	USSD General CAMEL Service Information
UNI	User Network Interface
VLR	Visitor Location Register
VPLMN	Visited PLMN
VT	Mobile Terminating in VMSC
VT-CSI	VMSC Terminating CAMEL Subscription Information

4 Circuit switched Call Control

4.1 Architecture

4.1.1 Functional Entities used for CAMEL

This clause describes the functional architecture needed to support CAMEL. Also the additions needed to the basic GSM functionality are described. Figure 4.1 shows the functional entities involved in calls requiring CAMEL support. The architecture is applicable to the third phase of CAMEL.

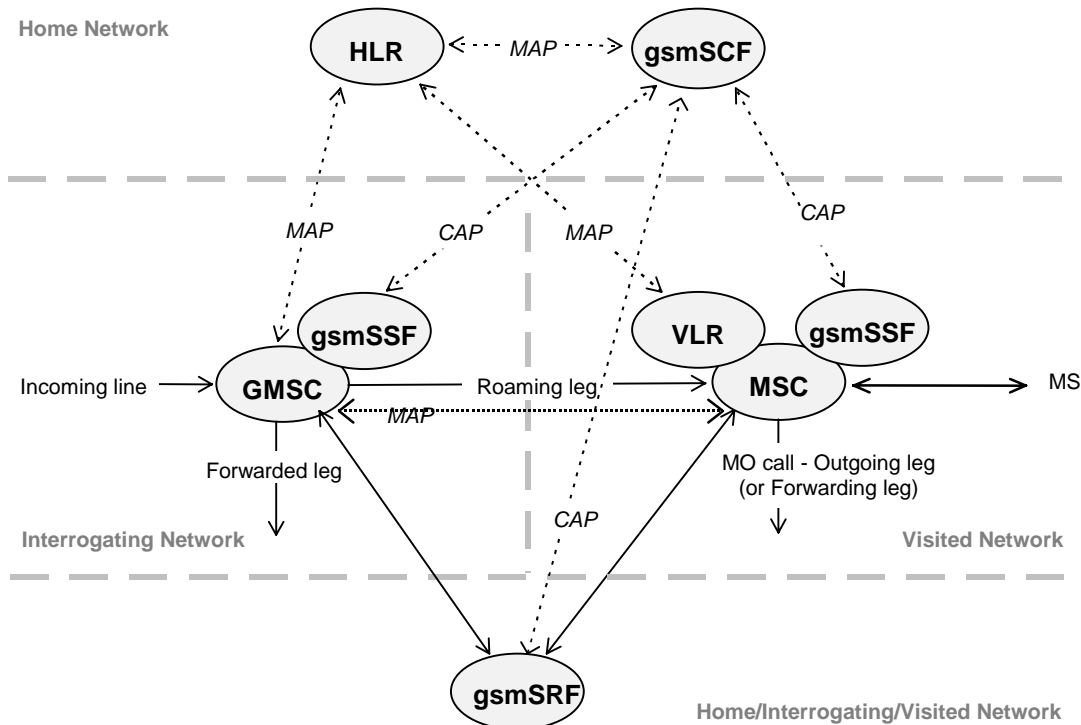


Figure 4.1: Functional architecture for support of CAMEL

HLR: For subscribers requiring CAMEL support, the HLR stores the information relevant to the current subscription regarding O-CSI, D-CSI, T-CSI, VT-CSI and TIF-CSI. The O-CSI is sent to the VLR at Location Update, on data restoration or if the O-CSI is updated by administrative action. The D-CSI is sent to the VLR at Location Update, on data restoration or if the D-CSI is updated by administrative action. The VT-CSI is sent to the VLR at Location Update, on data restoration or if the VT-CSI is updated by administrative action. The TIF-CSI is sent to the VLR at Location Update, on data restoration or if the TIF-CSI is updated by administrative action. The O/D/T-CSI is sent to the GMSC when the HLR responds to a request for routing information.

GMSC: When processing the calls for subscribers requiring CAMEL support, the GMSC receives an O/D/T-CSI from the HLR, indicating the GMSC to request instructions from the gsmSSF. The GMSC monitors on request the call states (events) and informs the gsmSSF of these states during processing, enabling the gsmSSF to control the execution of the call in the GMSC.

MSC: When processing the calls for subscribers requiring CAMEL support, the MSC receives an O-CSI and / or D-CSI and / or TIF-CSI and / or VT-CSI from the VLR indicating the MSC to request instructions from the gsmSSF. The MSC monitors on request the call states (events) and informs the gsmSSF of these states during processing, enabling the gsmSSF to control the execution of the call in the MSC.

VLR: The VLR stores the O-CSI, D-CSI, VT-CSI and TIF-CSI as a part of the subscriber data for subscribers roaming in the VLR area.

gsmSSF: see clause 3.1.

gsmSCF: see clause 3.1.

gsmSRF: see clause 3.1.

4.1.2 Interfaces defined for CAMEL

This clause describes the different interfaces applicable to CAMEL. It specifies on a high level the functions specific to CAMEL.

4.1.2.1 HLR - VLR interface

This interface is used to send the CAMEL related subscriber data to the visited PLMN and for provision of MSRN. The interface is also used to retrieve subscriber status and location information of the mobile subscriber or to indicate suppression of announcement for a CAMEL service.

4.1.2.2 GMSC - HLR interface

This interface is used at terminating calls to exchange routing information, subscriber status, location information, subscription information and suppression of announcements. The O/T-CSI that is passed to the IPLMN is sent over this interface.

4.1.2.3 GMSC - gsmSSF interface

This is an internal interface. The interface is described in the specification to make it easier to understand the handling of DPs (arming/disarming of DPs, DP processing etc.).

4.1.2.4 gsmSSF - gsmSCF interface

This interface is used by the gsmSCF to control a call in a certain gsmSSF and to request the gsmSSF to establish a connection with a gsmSRF. Relationships on this interface are opened as a result of the gsmSSF sending a request for instructions to the gsmSCF.

4.1.2.5 MSC - gsmSSF interface

This is an internal interface. The interface is described in the specification to make it easier to understand the handling of DPs (arming/disarming of DPs, DP processing etc.).

4.1.2.6 gsmSCF - HLR interface

This interface is used by the gsmSCF to request information from the HLR. As a network operator option the HLR may refuse to provide the information requested by the gsmSCF.

4.1.2.7 gsmSCF - gsmSRF interface

This interface is used by the gsmSCF to instruct the gsmSRF to play tones/announcements to the users.

4.1.2.8 GMSC - MSC interface

This interface is used to transfer control of a call from a VMSC back to a GMSC for optimal routing.

4.2 Detection Points (DPs)

4.2.1 Definition and description

Certain basic call events may be visible to the GSM Service Control Function (gsmSCF). The DPs are the points in call at which these events are detected. The DPs for Mobile Originated Calls and Mobile Terminated Calls are described in clauses 4.4.2 and 4.4.3.

A DP can be armed in order to notify the gsmSCF that the DP was encountered, and potentially to allow the gsmSCF to influence subsequent handling of the call. If the DP is not armed, the processing entity continues the processing without gsmSCF involvement.

Three different types of DPs are identified:

- Trigger Detection Point - Request (TDP-R).

This detection point is statically armed and initiates a CAMEL control relationship when encountered and there is no existing relationship due to the same CSI. Processing is suspended when the DP is encountered.

- Event Detection Point - Request (EDP-R).

This detection point is dynamically armed within the context of a CAMEL control relationship. Processing is suspended when encountering the DP and the gsmSSF waits for instructions from the gsmSCF.

- Event Detection Point - Notification (EDP-N).

This detection point is dynamically armed within the context of a CAMEL control relationship. Processing is not suspended when encountering the DP.

The DPs are characterized in the following clauses.

4.2.1.1 Arming/disarming mechanism

The mechanism by which the DP is armed. A DP may be statically armed or dynamically armed.

The following arming rules apply:

- DP for mobile terminating call handling is statically armed in GMSC as result of T-CSI delivery from HLR. DP for mobile terminating call handling is statically armed in VMSC as result of VT-CSI delivery from VLR. DP for forwarding leg handling is statically armed in GMSC as result of O-CSI and/or D-CSI delivery from HLR. DP for mobile originating call or forwarded leg handling is statically armed in VMSC as result of O-CSI and/or D-CSI delivery from VLR.
- A DP is dynamically armed by the gsmSCF within the context of a CAMEL control relationship (between the gsmSSF and the gsmSCF).
- A Request Report BCSM Event information flow for a detection point for a leg overwrites any previous Request Report BCSM Event information flow for that detection point for that leg.

The following disarming rules apply:

- A statically armed DP is disarmed when a O-CSI, D-CSI, T-CSI or VT-CSI is withdrawn in the HLR. Only TDP-Rs can be disarmed using this mechanism.
- If an armed EDP is met, then it is disarmed.
- If an EDP is met that causes the release of the related leg, then all EDPs related to that leg are disarmed.
- If a call is released, then all EDPs related to that call are disarmed.
- If an EDP is met, then other EDPS are disarmed, in accordance with the implicit disarming rule table (see clause 4.4.4).
- If an EDP is armed, it can be explicitly disarmed by the gsmSCF by means of the RequestReportBCSMEEvent information flow.

4.2.1.2 Criteria

Criteria are the conditions that must be met in order for the gsmSSF to request instructions from the gsmSCF.

4.2.1.2.1 Criteria at DP Collected_Info

The criteria for an mobile originating call are checked in the originating MSC.

The criteria for an mobile forwarded call are checked in the forwarding MSC.

For early forwarded calls in the GMSC, the HLR may decide not to include the DP Collected_Info trigger criteria in the subscriber data sent to the GMSC if the trigger criteria for the call are not met.

For optimally routed late forwarded calls, the MSC may decide not to include the DP Collected Info trigger criteria in the RCH message sent to the GMSC, if the trigger criteria for the call are not met.

The following criteria are applicable for DP Collected_Info:

- Destination number triggering criterion: The HLR may store a list of up to 10 destination numbers and/or up to 3 number lengths. There is no restriction on the nature of address. There is no restriction on the numbering plan indicator. This criterion may be defined to be either "enabling" or "inhibiting".
- Basic service triggering criterion: The HLR may store a list of up to 5 basic service codes, each of which may represent an individual basic service or a basic service group. Compound basic service group codes, as defined in 3GPP TS 29.002 [4], are not allowed for conditional triggering. This list is a triggering list.
- Forwarding triggering criterion: The HLR may store an indicator that triggering shall occur only for a call which has been subject to GSM or CAMEL call forwarding. This criterion may be defined to be either "enabling" or "inhibiting".

For MO calls, triggering at DP Collected_Info shall be strictly based on the number received over the access network. No service selection information, such as * and # digits, or carrier selection information, dialled by the subscriber, shall be removed from the number before conditional triggering check takes place.

For MF calls at the VMSC, triggering at DP Collected_Info shall be strictly based on the number received over the access network (the Deflected-to-Number in case of Call Deflection), the Forwarded-to-Number retained in the VLR or the Destination Routing Address received in the Connect operation from SCF during a Terminating CAMEL Service at the VMSC.

No service selection information or carrier selection information shall be removed from the number before conditional triggering check takes place.

For MF calls at the GMSC, triggering at DP Collected_Info shall be strictly based on the Forwarded-to-Number received from HLR, on the Destination Routing Address received in the Connect operation from SCF during a Terminating CAMEL Service or on the Forwarded-to-Number received in the RCH message.

No service selection information or carrier selection information shall be removed from the number before conditional triggering check takes place.

One or more DP criteria may be applicable. All applicable triggering criteria must be satisfied before the dialogue is established with the gsmSCF.

If the destination number triggering criterion is enabling, then the gsmSSF may establish a dialogue with the gsmSCF if:

- the destination number matches one of the destination number strings defined in the list; or
- the length of the destination number matches one of the destination number lengths defined in the list.

In this test the destination number matches one of the destination number strings in the list if:

- the nature of address of destination number is the same as the nature of address of the destination number string (The numbering plan indicator is not compared);
- the destination number is at least as long as the destination number string in the list; and
- all the digits in the destination number string in the list match the leading digits of the destination number.

If the destination number triggering criterion is inhibiting, then the gsmSSF may establish a dialogue with the gsmSCF if:

- the destination number does not match any of the destination number strings defined in the list; and
- the length of the destination number does not match any of the destination number lengths defined in the list.

In this test the destination number matches one of the destination number strings in the list if:

- the nature of address of destination number is the same as the nature of address of the destination number string (The numbering plan indicator is not compared);
- the destination number is at least as long as the destination number string in the list; and
- all the digits in the destination number string in the list match the leading digits of the destination number.

The basic service triggering criterion is met if the basic service for the call matches a stored individual basic service code or is a member of the group defined by a stored basic service group code. For the purpose of this paragraph a general bearer service is a member of the corresponding bearer service group.

If the forwarding triggering criterion is enabling, then the gsmSSF may establish a dialogue with the gsmSCF only if the call has been subject to CAMEL or GSM call forwarding. If the forwarding triggering criterion is inhibiting, then the gsmSSF may establish a dialogue with the gsmSCF only if the call has not been subject to CAMEL or GSM call forwarding.

4.2.1.2.2 Criteria at DP Analysed_Information

4.2.1.2.2.1 General

The criteria for a mobile originating call are checked in the originating MSC. The criteria for a mobile forwarded call are checked in the forwarding MSC.

For early forwarded calls in the GMSC, the HLR shall always include the trigger criteria in the subscriber data sent to the GMSC. Reason is that the HLR can not check the criteria applicable at DP Analysed Info, since the number that the criteria check shall be based on, may be modified by a Mobile Terminating or Mobile Forwarding Service Logic for this call.

For optimally routed late forwarded calls, the MSC shall always include the trigger criteria in the RCH message sent to the GMSC. Reason is that the MSC can not check the criteria applicable at DP Analysed Info, since the number that the criteria check shall be based on, may be modified by a Mobile Terminating or Mobile Forwarding Service Logic for this call.

The following criteria are applicable for DP Analysed_Information:

- Destination number triggering criterion: The HLR may store a list of up to 10 destination numbers. There is no restriction on the nature of address. There is no restriction on the numbering plan indicator.

NOTE: The order in which the destination number criteria are checked in the MSC or GMSC is not determined. Hence, overlapping destination number criteria (e.g. use of "0800" and "0800123" for two different services) should be avoided, because they lead to unpredictable behaviour (i.e. either service might be triggered).

For MO calls, triggering at DP Analysed_Info shall be based on the called party number received over the access network or the Destination Routing Address in the Connect operation from the gsmSCF during a Mobile Originating CAMEL Service.

For MF calls at the VMSC, triggering at DP Analysed_Info shall be based on the number received over the access network (the Deflected-to-Number in case of Call Deflection), the Forwarded-to-Number retained in the VLR, or the Destination Routing Address in the Connect operation from the gsmSCF during a Mobile Terminated or Mobile Forwarded CAMEL Service.

For MF calls at the GMSC, triggering at DP Analysed_Info shall be based on the Forwarded-to-Number received from HLR, on the Destination Routing Address received in the Connect operation from gsmSCF during a Mobile Terminated or Mobile Forwarded CAMEL Service, or on the Forwarded-to-Number received in the RCH message.

4.2.1.2.2.2 Removal of information significant to the serving entity

In order to decide whether triggering shall take place, the trigger criteria need to be compared with the address information. Before the comparison takes place the following information shall be removed from the destination address information:

- Operator specific service selection information that is recognised and treated locally in the serving entity. This shall not lead to a change of the type of number indicator of the address information.
- Carrier selection information. If the removal of carrier selection information also removes international or national (trunk) prefixes (depending on regulatory requirements), then the type of number indicator of the address information shall be changed to "international number" or "national (significant) number" respectively. Otherwise the type of number indicator shall remain unchanged.

The address information in a subsequent Initial DP message at DP Analysed_Info shall not contain the removed information, however in the further call handling the serving entity shall invoke the requested services (e.g. carrier selection).

4.2.1.2.2.3 Number comparison

The following procedure shall be performed for the comparison of the destination number triggering criterion and the address information in the given order.

1. The numbering plan indicators of both numbers are ignored.
2. The type of number/nature of address indicators of both numbers are compared. If there is a match of the type of number indicator, then the check shall be performed by comparing the digits as defined in step 6. If there is no match of the type of number the comparison procedure shall continue as follows.
3. If either or both of the address information and destination number triggering criterion includes a type of number/nature of address indicator other than "unknown", "national (significant) number" or "international number" then the destination number does not match the destination number triggering criterion. Otherwise the comparison procedure shall continue as follows.
4. If there is a number (address information or destination number triggering criterion) with type of number/nature of address "unknown" this number shall be translated based on the numbering plan of the serving entity in either of the following ways:
 - if the leading digits refer to an international prefix, those digits shall be removed and the type of number/nature of address shall be set to "international number".
 - if the leading digits refer to a national (trunk) prefix, those digits shall be removed and the type of number/nature of address shall be set to "national (significant) number".

If the leading digits refer neither to an international prefix nor to a national (trunk) prefix, then the destination number does not match the destination number triggering criterion.

If there is a match of the type of number/nature of address indicator after this number modification, then the check shall be performed by comparing the digits as defined in step 6, otherwise the comparison procedure shall continue as follows.

5. If the type of number/nature of address of the address information or of the destination number triggering criterion is "national (significant) number" this number shall be translated based on the numbering plan of the serving entity to international format by adding the country code of the serving entity to the number string. After this modification both numbers shall be in international format and shall be checked by comparing the digits as defined in step 6.
6. If the number digits of the address information are compared with the number digits of the destination number triggering criterion, then there is a match if:
 - the destination number is at least as long as the destination number string of the destination number triggering criterion; and
 - all the digits in the destination number string of the destination number triggering criterion match the leading digits of the destination number.

The check described in this clause shall be repeated for every number contained in the destination number triggering criterion of the D-CSI until a match is recognised and DP Analysed_Info is triggered, or until all the destination numbers have been checked without a match being recognised. In the latter case DP Analysed_Info is not triggered.

The procedures for the destination number triggering criterion check for the N-CSI are network specific.

The modifications of the address information described in this clause shall be only be done for comparison purposes, i.e. they shall not affect the format of the destination address information sent in the Initial DP message.

4.2.1.2.3 Criteria at DP Route_Select_Failure

The HLR may store a list of up to 5 cause values.

The criteria for a mobile originating call are checked in the originating MSC. The criteria for a mobile forwarded call are checked in the forwarding MSC.

For early forwarded calls in the GMSC, the HLR shall always include the trigger criteria in the subscriber data sent to the GMSC. Reason is that the cause code received from ISUP is used in the trigger criteria check. The cause code is not known at the time of sending the O-CSI to the GMSC.

For optimally routed late forwarded calls, the MSC does not include the trigger criteria in the RCH message sent to the GMSC.

The following criteria are applicable for DP Route_Select_Failure:

- Release cause code.

The trigger criteria are met if the cause code received from ISUP is equal to at least one of the cause codes in the trigger criteria list.

If a O-BCSM was already invoked and there is a relationship with the gsmSCF at that moment, then no additional relationship shall be initiated.

4.2.1.2.4 Criteria at DP Terminating_Attempt_Authorised

The HLR may store a list of up to 5 basic service codes, each of which may represent an individual basic service or a basic service group. Compound basic service group codes, as defined in 3GPP TS 29.002 [4], are not allowed for conditional triggering. This list is a triggering list.

The criteria for DP Terminating_Attempt_Authorised are checked in the HLR for the GMSC or in the VLR for the MSC. The HLR shall include the information for this TDP in the CAMEL subscription information sent to the GMSC only if the criteria are met. The VLR shall include the information for this TDP in the CAMEL subscription information sent to the MSC only if the criteria are met.

The basic service criterion is met if the basic service for the call matches a stored individual basic service code or is a member of the group defined by a stored basic service group code. For the purpose of this paragraph a general bearer service is a member of the corresponding bearer service group.

4.2.1.2.5 Criteria at DP T_Busy and T_No_Answer

The HLR may store a list of up to 5 cause values.

The criteria for a mobile terminating call are checked in the GMSC or in MSC.

For mobile terminating calls in the GMSC, the HLR shall include the trigger criteria in the subscriber data sent to the GMSC. Reason is that the cause code received from ISUP is used in the trigger criteria check. The cause code is not known at the time of sending the T-CSI to the GMSC.

If SRI-Ack includes the Not Reachable FTN, then HLR may decide not to include the trigger criteria, if the HLR has identified that T-CSI includes DP T_Busy with cause code Not Reachable.

If SRI-Ack includes the Not Reachable FTN and also T-CSI, including DP T_Busy with cause code, then the not reachable condition shall be mapped to an ISUP release code, which shall be used for triggering check.

For Mobile terminating calls in the VMSC, the trigger criteria are received in the VT-CSI from the HLR in Insert Subscriber Data IF. The triggering is based on the ISUP release cause code (call set up result).

The following criteria are applicable for DP T_Busy and T_No_Answer:

- Release cause code.

The trigger criteria are met if the cause code received from ISUP or MAP is equal to at least one of the cause codes in the trigger criteria list.

If trigger criteria are satisfied, either in GMSC or VMSC, then the corresponding Service Logic shall be invoked. If a T-BCSM was already invoked and there is a relationship with the gsmSCF at that moment, then no additional relationship shall be initiated.

When a RCH message is received in the GMSC and the subscriber has T-CSI then the forwarding reason in the RCH message shall be used to perform trigger criteria check for DP T_Busy or DP T_No_Answer. If a match is found, then the corresponding Service Logic shall be invoked.

If a T-BCSM was already invoked and there is a relationship with the gsmSCF at that moment, then no additional relationship shall be initiated.

Table 4.1: Mapping of Send Info For Incoming Call (SIFIC) response, Send Routeing Info Ack (SRI-Ack) or Resume Call Handling (RCH) to ISUP release causes for triggering criteria check

SIFIC response / SRI-Ack / RCH "forwarding reason"	ISUP release cause number	ISUP release cause name
MS not reachable	20	Subscriber absent
MS Busy	17	User busy
Call deflection (note)	21	Call rejected
No reply	19	No answer from user (user alerted)
NOTE: Call Deflection is used only in the RCH operation, and in the Visited MSC. The same code point in the SIFIC response indicates CFU. However, the CFU invocation in the GMSC triggers in the Terminating_Attempt_Authorised DP; thus the reason code mapping is not needed in the CFU case.		

4.2.1.3 Relationship

Given that an armed DP was encountered, the gsmSSF provides an information flow via the already established relationship with the gsmSCF.

A relationship between the gsmSSF and the gsmSCF for the purpose of operator specific service processing is considered to be a CAMEL relationship. There are two types of CAMEL relationships:

- A CAMEL control relationship if the gsmSCF is able to influence the call processing via the relationship.
- A CAMEL monitor relationship if the gsmSCF is not able to influence the call processing via the relationship.

4.2.2 DP processing rules

The gsmSSF shall apply the following set of rules during DP processing to ensure a single point of control:

- EDPs are disarmed by the gsmSSF as they are encountered and reported to the gsmSCF, when the occurrence of another EDP causes the implicit disarming of the EDP or when the leg clears.
- A control relationship persists as long as there is 1 or more EDP-R armed for this portion of the call or if the gsmSSF is in any state except Monitoring or Idle.
- A control relationship changes to a monitor relationship if the control relationship does not persist and:
 - 1 or more EDP-N armed; or
 - 1 or more Call information Report outstanding; or
 - an Apply Charging Report outstanding.
- A control relationship terminates if it does not persist and does not change to a monitor relationship. A monitor relationship terminates if there are neither EDP-Ns armed nor reports outstanding or if the call clears.

4.3 Description of CAMEL Subscriber Data

4.3.1 Originating CAMEL Subscription Information (O-CSI)

This clause defines the contents of the Originating CAMEL Subscription Information.

4.3.1.1 TDP List

The TDP List indicates on which detection point triggering shall take place.

The following trigger detection points are possible: DP Collected_Info and DP Route_Select_Failure.

4.3.1.2 gsmSCF address

Address to be used to access the gsmSCF for a particular subscriber. The address shall be an E.164 number to be used for routing. Different gsmSCF addresses may be associated to different TDPs.

4.3.1.3 Service Key

The Service Key identifies to the gsmSCF the service logic. Different Service Keys may be associated to different TDPs.

4.3.1.4 Default Call Handling

The Default Call Handling indicates whether the call shall be released or continued as requested in case of error in the gsmSSF to gsmSCF dialogue or in case the call is submitted to call gapping in the gsmSSF. A default call handling shall be associated to each Service Key.

4.3.1.5 DP criteria

The DP criteria indicate whether the gsmSSF shall request the gsmSCF for instructions.

4.3.1.6 CAMEL Capability Handling

CAMEL Capability Handling indicates the phase of CAMEL which is asked by the gsmSCF for the service.

The HLR shall not include in a CSI which it sends to a VLR or GMSC any data for a CAMEL phase later than that which the CAMEL capability handling indicates. E.g. if the CAMEL Capability Handling indicates CAMEL phase 1 then the HLR shall not send triggering criteria to the VLR. Different CSIs may contain different values of CAMEL Capability Handling.

NOTE: If CAMEL is not supported or if a lower phase of CAMEL is supported in the VLR, the HLR can decide on a subscriber basis to apply ODB, perform normal call handling or perform operator specific handling (eventually support of a lower version of CSI).

4.3.1.7 CSI state

The CSI state indicates whether the O-CSI is active or not.

4.3.1.8 Notification flag

The notification flag indicates whether the change of the O-CSI shall trigger Notification on Change of Subscriber Data.

4.3.2 Dialed Service CAMEL Subscription Information (D-CSI)

This clause defines the contents of the Dialed Service CAMEL Subscription Information.

4.3.2.1 DP criteria

The DP criteria indicate whether the gsmSSF shall request the gsmSCF for instructions.

4.3.2.2 gsmSCF address

Address to be used to access the gsmSCF for a particular subscriber. The address shall be an E.164 number to be used for routing.

For the D-CSI a gsmSCF address shall be associated to each DP criterion.

4.3.2.3 Service Key

The Service Key identifies to the gsmSCF the service logic.

For the D-CSI a Service Key shall be associated to each DP criteria.

4.3.2.4 Default Call Handling

The Default Call Handling indicates whether the call shall be released or continued as requested in case of error in the gsmSSF to gsmSCF dialogue or in case the call is submitted to call gapping in the gsmSSF. A default call handling shall be associated to each DP criteria.

4.3.2.5 CAMEL Capability Handling

CAMEL Capability Handling indicates the phase of CAMEL which is asked by the gsmSCF for the service. It shall indicate CAMEL phase 3.

NOTE: If CAMEL is not supported or if a lower phase of CAMEL is supported in the VLR, the HLR can decide on a subscriber basis to apply ODB, perform normal call handling or perform operator specific handling (eventually support of a lower version of CSI).

4.3.2.6 CSI state

The CSI state indicates whether the D-CSI is active or not.

4.3.2.7 Notification flag

The notification flag indicates whether changes of the D-CSI shall trigger the Notification on Change of Subscriber Data.

4.3.3 Network Service CAMEL Subscription Information (N-CSI)

The N-CSI identifies services offered on a per-network basis by the serving PLMN operator for all subscribers. This CSI shall be stored in MSC.

4.3.4 Terminating CAMEL Subscription Information (in the GMSC) (T-CSI)

This clause defines the contents of the Terminating CAMEL Subscription Information.

4.3.4.1 TDP List

The TDP List indicates on which detection point triggering shall take place.

The following trigger detection points are possible: DP Terminating_Attempt_Authorised, DP T_Busy, and DP T_No_Answer.

4.3.4.2 gsmSCF address

Address to be used to access the gsmSCF for a particular subscriber. The address shall be an E.164 number to be used for routing. Different gsmSCF addresses may be associated to different TDPs.

4.3.4.3 Service Key

The Service Key identifies to the gsmSCF the service logic. Different Service Keys may be associated to different TDPs.

4.3.4.4 Default Call Handling

The Default Call Handling indicates whether the call shall be released or continued as requested in case of error in the gsmSSF to gsmSCF dialogue or in case the call is submitted to call gapping in the gsmSSF. A default call handling shall be associated to each Service Key.

4.3.4.5 DP criteria

The DP criteria indicate whether the gsmSSF shall request the gsmSCF for instructions.

4.3.4.6 CAMEL Capability Handling

CAMEL Capability Handling indicates the phase of CAMEL which is asked by the gsmSCF for the service.

The HLR shall not include in a CSI which it sends to a GMSC any data for a CAMEL phase later than that which the CAMEL capability handling indicates. Different CSIs may contain different values of CAMEL Capability Handling.

NOTE: If CAMEL is not supported or if a lower phase of CAMEL is supported in the GMSC, the HLR can decide on a subscriber basis to apply ODB, perform normal call handling or perform operator specific handling (e.g. support of a lower version of CSI).

4.3.4.7 CSI state

The CSI state indicates whether the T-CSI is active or not.

4.3.4.8 Notification flag

The notification flag indicates whether the change of the T-CSI shall trigger Notification on Change of Subscriber Data or not.

4.3.5 VMSC Terminating CAMEL Subscription Information (VT-CSI)

This clause defines the contents of the Terminating CAMEL Subscription Information for the VMSC.

4.3.5.1 TDP List

The TDP List indicates on which detection point triggering shall take place.

The following trigger detection points are possible: DP Terminating_Attempt_Authorised, DP T_Busy, and DP T_No_Answer.

4.3.5.2 gsmSCF address

Address to be used to access the gsmSCF for a particular subscriber. The address shall be an E.164 number to be used for routing. Different gsmSCF addresses may be associated to different TDPs.

4.3.5.3 Service Key

The Service Key identifies to the gsmSCF the service logic. Different Service Keys may be associated to different TDPs.

4.3.5.4 Default Call Handling

The Default Call Handling indicates whether the call shall be released or continued as requested in case of error in the gsmSSF to gsmSCF dialogue or in case the call is submitted to call gapping in the gsmSSF. A default call handling shall be associated to each Service Key.

4.3.5.5 DP criteria

The DP criteria indicate whether the gsmSSF shall request the gsmSCF for instructions.

4.3.5.6 CAMEL Capability Handling

CAMEL Capability Handling indicates the phase of CAMEL which is asked by the gsmSCF for the service.

The HLR shall not include in a CSI which it sends to a VLR any data for a CAMEL phase later than that which the CAMEL capability handling indicates.

NOTE: If CAMEL is not supported or if a lower phase of CAMEL is supported in the VLR, the HLR can decide on a subscriber basis to apply ODB, perform normal call handling or perform operator specific handling (eventually support of a lower version of CSI).

4.3.5.7 CSI state

The CSI state indicates whether the VT-CSI is active or not.

4.3.5.8 Notification flag

The notification flag indicates whether the change of the VT-CSI shall trigger Notification on Change of Subscriber Data or not.

4.3.6 Other CAMEL data

4.3.6.1 Location information/Subscriber state Interrogation

This data indicates whether additional subscriber information shall be sent to the GMSC as part of the terminating call handling.

- An indication that the HLR shall send the location information of the called subscriber.
- An indication that the HLR shall send the subscriber state of the called subscriber.

4.3.6.2 Translation Information Flag CAMEL Subscription Information (TIF-CSI)

4.3.6.2.1 Translation Information Flag

The TIF-CSI in the CAMEL Subscriber data indicates:

- when the subscriber registers a forwarded-to number, that the HLR shall not attempt to perform any translation, number format checks, prohibited FTN checks or call barring checks. (see 3GPP TS 23.082 [27]).
- when the subscriber invokes the Call Deflection supplementary service, that the VLR shall not attempt to perform any translation, number format checks, prohibited DTN checks, call barring checks. (see 3GPP TS 23.072 [35]).

4.3.6.2.2 Notification flag

The notification flag indicates whether the change of the TIF-CSI is notified to the gsmSCF or not.

4.3.6.3 gsmSCF address list for CSI

The gsmSCF address list for CSI indicates a list of gsmSCF addresses to which Notification on Change of Subscriber Data is to be sent. This list is common to all CSI.

4.4 Description of CAMEL BCSMs

4.4.1 General Handling

The BCSM is used to describe the actions in an MSC/GMSC/VMSC during originating, forwarded or terminating calls.

The BCSM identifies the points in basic call processing when Operator Specific Service (OSS) logic instances (accessed through the gsmSCF) are permitted to interact with basic call control capabilities.

Figure 4.2 shows the components that have been identified to describe a BCSM.

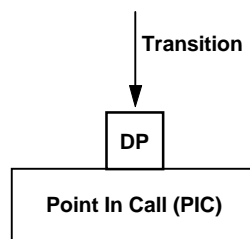


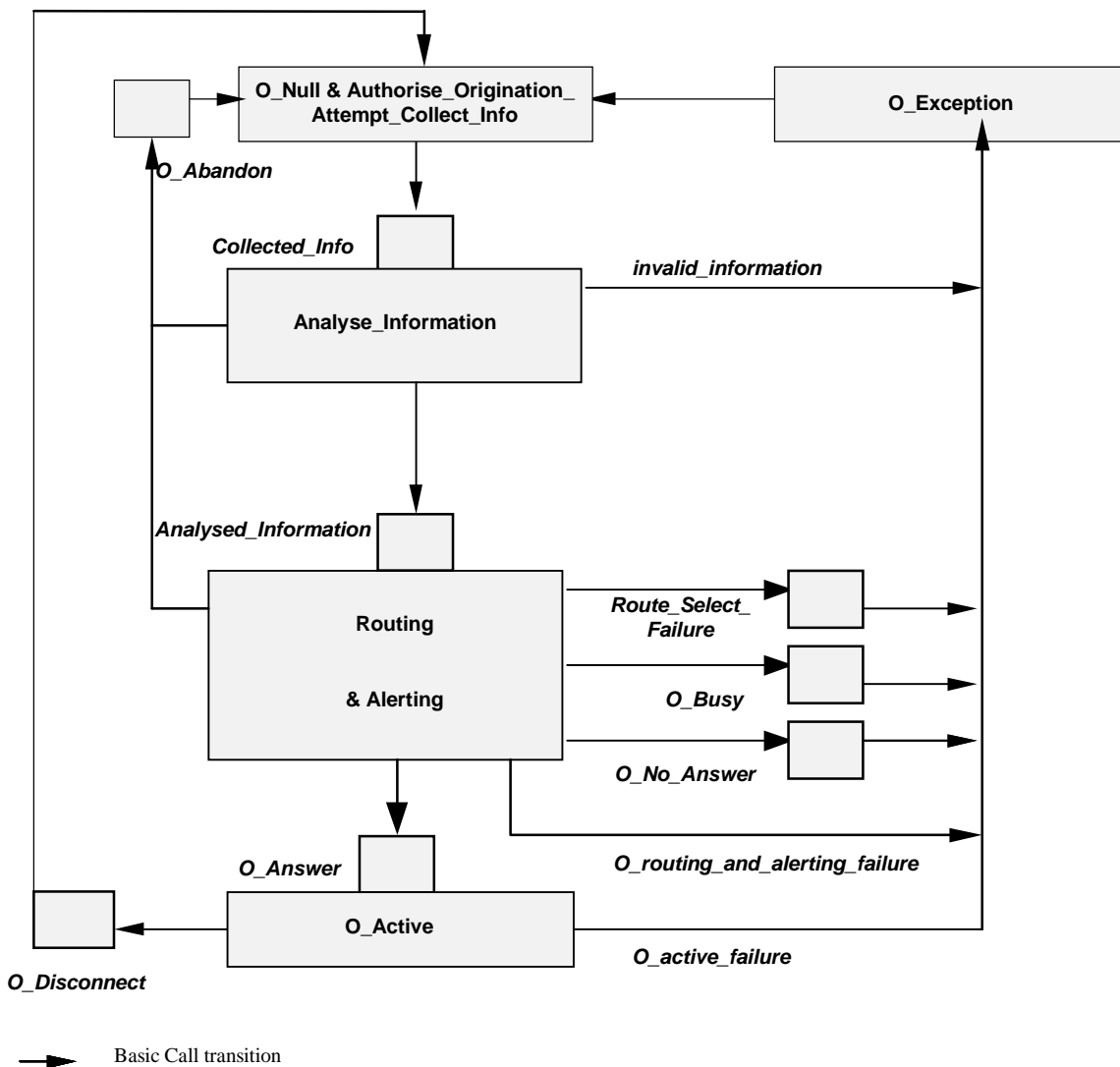
Figure 4.2: BCSM Components

4.4.2 Originating Basic Call State Model (O-BCSM)

4.4.2.1 Description of O-BCSM

The O-BCSM is used to describe the actions in an MSC during originating (MSC) or forwarded (MSC or GMSC) calls.

When encountering a DP the O-BCSM processing is suspended at the DP and the MSC/GMSC indicates this to the gsmSSF which determines what action, if any, shall be taken in case the DP is armed.



NOTE: The *O_Busy* DP includes also the "not reachable" case.

Figure 4.3: Originating BCSM for CAMEL

The following table defines the different DPs which apply to mobile originating and forwarded calls.

Table 4.2: Description of O-BCSM DPs in the MSC

CAMEL Detection Point:	DP Type	Description:
DP Collected_Info	TDP-R	Indication that the O-CSI is analysed.
DP Analysed_Information	TDP-R (note 2)	Availability of routing address and nature of address.
DP Route_Select_Failure	TDP-R (note 3), EDP-N, EDP-R	Indication that the call establishment failed.
DP O_Busy	EDP-N, EDP-R	Indication that: - a busy indication is received from the terminating party; - a not reachable event is determined upon a cause IE in the ISUP release message.
DP O_No_Answer	EDP-N, EDP-R	Indication that: - an application timer associated with the O_No_Answer DP expires; - a no answer event is determined upon a cause IE in the ISUP release message.
DP O_Answer	EDP-N, EDP-R	Indication that the call is accepted and answered by the terminating party.
DP O_Disconnect	EDP-N, EDP-R	A disconnect indication is received from the originating party or from the terminating party.
DP O_Abandon	EDP-N, EDP-R	Indication that a disconnect indication is received from the originating party during the call establishment procedure.
NOTE 1: The DPs are defined in ITU-T Recommendation Q.1224 [30].		
NOTE 2: For TDP-R Analysed_Information new relationship to gsmSCF is opened.		
NOTE 3: DP Route_Select_Failure shall be reported as TDP-R when there is no relationship to gsmSCF. If a relationship to gsmSCF is already open, it shall be reported as EDP-R or EDP-N if armed so.		

4.4.2.1.1 Description of the call model (PICs)

This clause describes the call model for originating and forwarded calls. For each PIC a description can be found of the entry events, functions and exit events.

It should be noted that although the names used for PICs match those used in ITU-T Recommendation Q.1224 [30] the specific descriptions differ.

4.4.2.1.1.1 O_Null & Authorise_Origination_Attempt_Collect_Info

Entry events:

- Disconnection and clearing of a previous call (DP O_Disconnect) or default handling of exceptions by gsmSSF/(G)MSC completed.
- Abandon event is reported from Analyse_Information or Routing and Alerting PIC.
- Exception event is reported.

Actions:

- Interface is idled.
- Originating call: SETUP message containing the dialled number is received from MS.
- Originating call: The supplementary service "barring of all outgoing calls" is checked and invoked if necessary.
- Originating call: The ODB category "barring of all outgoing calls" is checked and ODB is invoked if necessary.

NOTE: the ODB category "barring of all outgoing calls when roaming" causes the HLR to send the category "barring of all outgoing call" if the VLR is not in the HPLMN.

- Originating call: CUG checks done in the originating MSC/VLR are performed.

- Information being analysed e.g., O-CSI is analysed.

Exit events:

- Originating CSI is analysed.
- An exception condition is encountered. For this PIC, if the call encounters one of these exceptions during the PIC processing, the exception event is not visible because there is no corresponding DP. Example exception condition: Calling party abandons call.

4.4.2.1.1.2 Analyse_Information

Entry events:

- Originating CSI is analysed. (DP Collected Info).
- New routing information is received when Busy event (DP O_Busy), Route Select Failure event (DP Route_Select_Failure), Not Reachable event (DP O_No_Answer) or No Answer event (DP O_No_Answer) is reported from Routing and Alerting PIC.
- New routing information is received when Disconnect event is reported from O_Active PIC.

Actions:

- Compare the called party number with the dialled services information.

Exit events:

- Availability of routing address and nature of address. (DP Analysed_Information).
- An exception condition is encountered (e.g. wrong number)- this leads to the O_Exception PIC.
- Calling party abandons the call- this leads to the O_Abandon DP.

4.4.2.1.1.3 Routing & Alerting

Entry events:

- Availability of routing address and nature of address. (DP Analysed_Information).

Actions:

- Information is being analysed and/or translated according to dialling plan to determine routing address.
- Routing address being interpreted.
- Originating call: Outgoing barring services and ODB categories not already applied are checked and invoked if necessary.
- Call is being processed by the terminating half BCSM. Continued processing of call setup (e.g., ringing) is taking place. Waiting for indication from terminating half BCSM that the call has been answered by terminating party.

Exit events:

- Indication from the terminating half BCSM that the call is accepted and answered by terminating party (DP O_Answer).
- An exception condition is encountered - this leads to the O_Exception PIC.
- Calling party abandons the call- this leads to the O_Abandon DP.
- A busy indication is received from the terminating party - this leads to the O_Busy DP.
- A not reachable indication is received from the terminating party - this leads to the O_Busy DP.
- Attempt to select the route for the call fails - this leads to the Route_Select_Failure DP.

- If the no reply timer expires and DP O_No_Answer is armed - this leads to the O_No_Answer DP.

4.4.2.1.1.4 O_Active

Entry events:

- Indication from the terminating half BCSM that the call is accepted and answered by the terminating party (DP O_Answer).

Actions:

- Connection established between originating party and terminating party. Call supervision is provided.
- Call release is awaited.

Exit events:

- A disconnection indication is received from the originating party, or received from the terminating party via the terminating half BCSM. (DP - O_Disconnect).
- An exception condition is encountered.

4.4.2.1.1.5 O_Exception

Entry events:

- An exception condition is encountered. In addition to specific examples listed above, exception events include any type of failure, which means that the normal exit events for a PIC can not be met.

Actions:

- Default handling of the exception condition is being provided. This includes general actions necessary to ensure that no resources remain inappropriately allocated such as:
 - If any relationship exists between the gsmSSF and the gsmSCF, the gsmSSF shall send an error information flow closing the relationships and indicating that any outstanding call handling instructions will not run to completion.
 - The (G)MSC/gsmSSF should make use of vendor-specific procedures to ensure release of resources within the (G)MSC/gsmSSF, so that line, trunk and other resources are made available for new calls.

Exit events:

- Default handling of the exception condition by gsmSSF/(G)MSC completed.

4.4.3 Terminating Basic Call State Model (T-BCSM)

4.4.3.1 Description of T-BCSM

The T-BCSM is used to describe the actions in a GMSC and in a VMSC during terminating calls.

When encountering a DP the T-BCSM processing is suspended at the DP and the GMSC / VMSC indicates this to the gsmSSF which determines what action, if any, shall be taken in case the DP is armed.

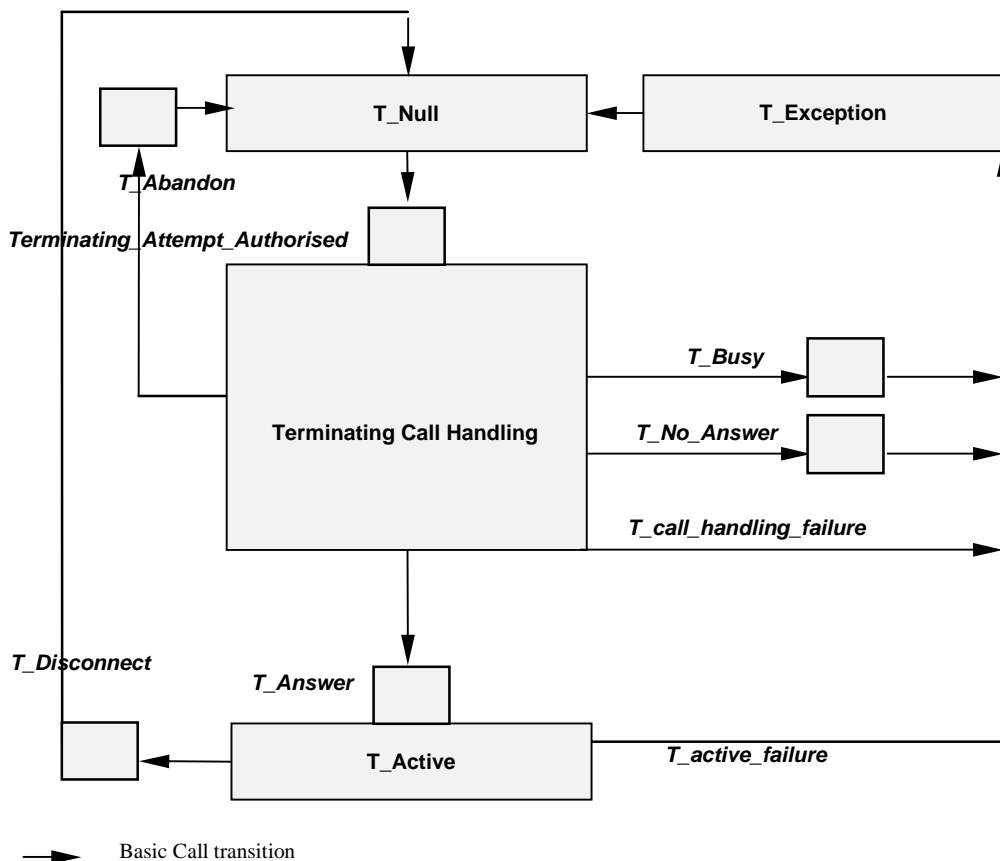


Figure 4.4: T-BCSM in the GMSC / VMSC

In the following table the different DPs (in the T-BCSM) are described.

Table 4.3: Description of T-BCSM DPs in the GMSC / VMSC

CAMEL Detection Point:	DP Type	Description:
DP Terminating_Attempt_Authorised	TDP-R	Indication that the T-CSI / VT_CSI is analysed.
DP T_Busy	TDP-R (note 2), EDP-N, EDP-R	Indication that: <ul style="list-style-type: none"> - a busy indication is received from the destination exchange; - Busy event is determined in the visited MSC; - Not reachable or call establishment failure event is determined from the HLR response or upon a cause IE in the ISUP release message.
DP T_No_Answer	TDP-R (note 2), EDP-N, EDP-R	Indication that an application timer associated with the T_No_Answer DP expires.
DP T_Answer	EDP-N, EDP-R	Call is accepted and answered by terminating party.
DP T_Disconnect	EDP-N, EDP-R	A disconnect indication is received from the terminating party or from the originating party.
DP T_Abandon	EDP-N, EDP-R	A disconnect indication is received from the originating party during the call establishment procedure.
NOTE 1: The DPs are defined in ITU-T Recommendation Q.1224 [30].		
NOTE 2: DP T_No_Answer and DP T_Busy shall be reported as TDP-R when there is no relationship to gsmSCF. If a relationship to gsmSCF is already open, it shall be reported as EDP-R or EDP-N if armed so.		

4.4.3.1.1 Description of the call model (PICs)

This clause describes the call model for terminating calls in the GMSC and in the VMSC. For each PIC a description can be found of the entry events, functions, information available and exit events.

It should be noted that although the names used for PICs match those used in ITU-T Recommendation Q.1224 [30] the specific descriptions differ.

4.4.3.1.1.1 T_Null

Entry events:

- Disconnection and clearing of a previous call (DP T_Disconnect) or default handling of exceptions by gsmSSF / GMSC / VMSC completed.
- Abandon event is reported from Terminating Call Handling PIC.
- Exception event is reported.

Actions:

- Interface is idled.
- ISUP_IAM is received, the appropriate information is analysed.
- Send_Routeing_Info information flow is sent to HLR in case of GMSC.
- Send_Info_For_Incoming_Call information flow is sent to VLR in case of VMSC.
- In case of GMSC:
 - The supplementary services "barring of all incoming calls" and "barring of incoming calls when roaming" are checked and invoked if necessary.
 - The ODB categories "barring of all incoming calls" and "barring of incoming calls when roaming" are checked and ODB is invoked if necessary.
 - The supplementary service "CUG" is checked and invoked if necessary.
- T-CSI/VT-CSI is received and analysed.

Exit events:

- Response is received from HLR / VLR and terminating CSI (if available) is analysed.
- An exception condition is encountered. For this PIC, if the call encounters one of these exceptions during the PIC processing, the exception event is not visible because there is no corresponding DP.

Example exception condition is:

- Calling party abandons call.

4.4.3.1.1.2 Terminating Call Handling

Entry events:

- Response is received from HLR / VLR and terminating CSI (if available) is analysed. (DP Terminating_Attempt_Authorised).
- New routeing information is received when Busy event (DP T_Busy) or No Answer event (DP T_No_Answer) is reported from Terminating Call Handling PIC.
- New routeing information is received when Disconnect event is reported from T_Active PIC.
- New routeing information is received when the terminating party not reachable is reported from Terminating Call Handling PIC.

NOTE: The HLR may use MAP signalling to indicate to the GMSC before the call is extended to the destination VMSC that the terminating party is not reachable, or the destination VMSC may use telephony signalling to indicate to the GMSC after the call has been extended to the destination VMSC that the terminating party is not reachable.

Actions:

- The response from HLR / VLR is analysed.
- Routing address and call type being interpreted. The next route or terminating access is being selected.
- The terminating party is being alerted. Waiting for the call to be answered by terminating party.
- The GSM supplementary service call forwarding is invoked if necessary.

Exit events:

- Call is accepted and answered by terminating party.
- An exception condition is encountered - this leads to the T_Exception PIC. Example exception conditions: the call setup to the MSC/GMSC was not successful.
- Calling party abandons the call - this leads to the T_Abandon DP.
- The terminating access is busy in the VMSC or a busy indication is received from the destination exchange in the GMSC - this leads to the T_Busy DP.
- Not reachable event detected or failure of attempt to select the route for the terminating leg in GMSC or the MS cannot be reached in the VMSC - this leads to the T_Busy DP.
- If no reply timer expires and DP T_No_Answer is armed - this leads to the T_No_Answer DP.

4.4.3.1.1.3 T_Active

Entry events:

- Indication that the call is accepted and answered by the terminating party. (DP T_Answer).

Actions:

- Connection established between originating party and terminating party. Call supervision is being provided.
- Call release is awaited.

Exit events:

- A disconnection indication is received from the terminating party, or received from the originating party via the originating half BCSM. (DP T_Disconnect).
- An exception condition is encountered. In addition to specific examples listed above, exception events include any type of failure that means that the normal exit events for a PIC can not be met.

4.4.3.1.1.4 T_Exception

Entry events:

- An exception condition is encountered. In addition to specific examples listed above, exception events include any type of failure, which means that the normal exit events for PIC cannot be met.

Actions:

- Default handling of the exception condition is being provided. This includes general actions necessary to ensure that no resources remain inappropriately allocated such as:
 - If any relationship exists between the gsmSSF and the gsmSCF, the gsmSSF shall send an error information flow closing the relationships and indicating that any outstanding call handling instructions will not run to completion.
 - The GMSC / VMSC / gsmSSF should make use of vendor-specific procedures to ensure release of resources within the GMSC / VMSC / gsmSSF, so that line, trunk and other resources are made available for new calls.

Exit events:

- Default handling of the exception condition by gsmSSF/GMSC completed.

4.4.4 Rules for Implicit Disarming of Event Detection Points'

The following tables give the rules for implicit disarming of event detection points.

Implicit EDP disarming rules are specified in the tables below for Originating BCSM and respectively Terminating BCSM. Each table specifies which EDPs shall be disarmed (i.e. MonitorMode set to Transparent) if/when each EDP is encountered, irrespective of the EDP's MonitorMode (Transparent, NotifyAndContinue, or Request).

When EDP's armed with MonitorMode "Request" (EDP-R's) are encountered, any implicit EDP disarming shall take place before reporting the EDP and transiting the gsmSSF to the WFI state (if not already suspended in the WFI state).

If the BCSM has encountered DP O/T_Answer then an originator release must be detected as a DP O/T_Disconnect.

NOTE: The rules are designed for use in a Single Point of Control configuration and may require further enhancements if they were to be used in a Multiple Points of Control configuration. Enhancements to these rules in order to cover all aspects of MPC will have to be catered for in the next CAMEL Phase.

The table entry "X" means that if one DP occurs (independently of arming and reporting to the gsmSCF) the marked one is implicitly disarmed.

It shall be possible to rearm explicitly an implicitly disarmed DP, e.g. for follow on call.

Table 4.4: Implicit disarmed DPs in the O-BCSM

Encountered DP	Implicit disarmed DPs						
	DP4	DP 5	DP 6	DP 7	DP 9 Leg1	DP 9 Leg2	DP 10
DP4 Route_Select_Failure	X	X	X	X		X	
DP5 O_Busy	X	X	X	X		X	
DP6 O_No_Answer	X	X	X	X		X	
DP7 O_Answer	X	X	X	X			X
DP9 O_Disconnect Leg1					X		X
DP9 O_Disconnect Leg2	X	X	X	X		X	
DP10 O_Abandon					X		X

Table 4.5: Implicit disarmed DPs in the T-BCSM

Encountered DP	Implicit disarmed DPs					
	DP 13	DP 14	DP 15	DP 17 Leg1	DP 17 Leg2	DP 18
DP13 T_Busy	X	X	X		X	
DP14 T_No_Answer	X	X	X		X	
DP15 T_Answer	X	X	X			X
DP17 T_Disconnect Leg1				X		X
DP17 T_Disconnect Leg2	X	X	X		X	
DP18 T_Abandon				X		X

4.4.5 BCSM Modelling of Call Scenarios

This clause describes how the BCSMs defined above are used to model GSM call scenarios. For each scenario the used and unused BCSMs involved in the call are shown.

In some cases these models may have an allocation to physical nodes different from that shown. However, the physical separation of the logic functions shown shall not impact the modelling. This clause describes the call scenarios without optimal routing. If optimal routing is invoked the physical configurations may be different from those shown, but the modelling is not changed.

CAMEL may be applied simultaneously and independently for each GSM subscriber involved in a call. This is not shown in these scenarios.

Subscribers other than those being served by CAMEL may be either PSTN subscribers, other GSM subscribers or any other addressable subscriber.

4.4.5.1 Mobile Originated Call

For the call from A to B, an instance of the O-BCSM will be created in the MSC (labelled "O(A-B)"). If the A-party has an active O-CSI or D-CSI, or the MSC has an active N-CSI, and the trigger criteria, if present, are fulfilled, then a CAMEL control relationship with gsmSCF(1) shall be established.

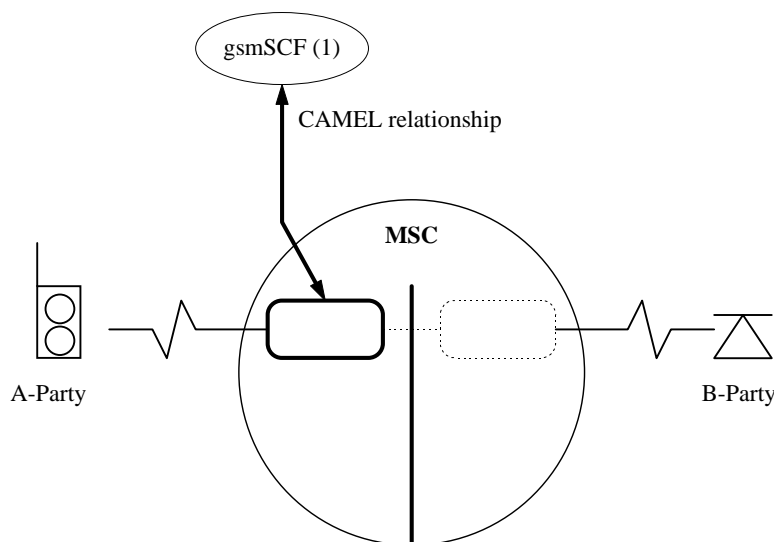


Figure 4.5: BCSM Scenario for Mobile Originated Call

4.4.5.2 Mobile Terminated Call at the GMSC / VMSC

For the call from A to B, an instance of the T-BCSM will be created in the GMSC (labelled "T(A-B)") and an instance of the T-BCSM will be created in the VMSC (labelled "T(A-B)").

If the B-party has an active T-CSI in the GMSC and the trigger criteria, if present, are fulfilled, then a CAMEL control relationship between the GMSC and the gsmSCF(1) shall be established. If the B-party has an active VT-CSI in the VMSC and the trigger criteria, if present, are fulfilled, then a CAMEL control relationship between the VMSC and the gsmSCF(2) shall be established.

The relationships with gsmSCF (1) and gsmSCF(2) may exist simultaneously. The two gsmSCF endpoints of the relationships are treated independently.

The nodes gsmSCF (1) and gsmSCF (2) may be the same or different entities.

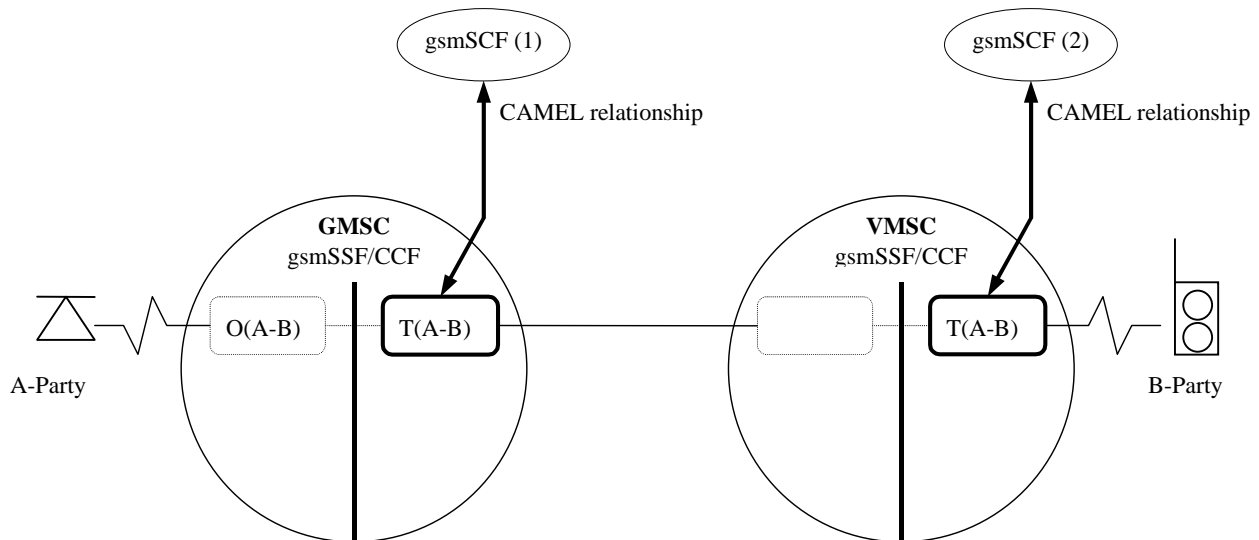


Figure 4.6: BCSM Scenario for Mobile Terminated Calls at the GMSC / VMSC

4.4.5.3 Call Forwarding at the GMSC / VMSC

If the B-party has an active T-CSI in the GMSC or VT-CSI in the VMSC and the trigger criteria, if present, are fulfilled, then a CAMEL control relationship between the GMSC or VMSC and the gsmSCF(1) shall be established.

Following processing at the GMSC / VMSC the call will be extended to the VMSC serving the B-party. This VMSC may be physically integrated with the GMSC.

A new call leg to a "C" party shall be created if:

- a GSM call forwarding or call deflection supplementary service forwards the call to C. An instance of the O-BCSM O(B-C) will be created for the forwarding leg. If the B-party has an active O-CSI or D-CSI in the GMSC or VMSC, or the GMSC or VMSC has an active N-CSI, and the trigger criteria, if present, are fulfilled, then a CAMEL control relationship between the GMSC or VMSC and the gsmSCF(2) shall be established; or
- a CAMEL service in a control relationship with T(A-B) performs a CAMEL-based call forwarding by using a Connect information flow. An instance of the O-BCSM O(B-C) will be created for the forwarding leg. If the B-party has an active O-CSI or D-CSI in the GMSC or VMSC, or the GMSC or VMSC has an active N-CSI, and the trigger criteria, if present, are fulfilled, then a CAMEL control relationship between the GMSC or VMSC and the gsmSCF(2) shall be established. The O-CSI shall be used for the forwarding leg only if the last Connect operation includes the "O-CSI applicable" flag.

The relationship with gsmSCF (1) and the relationship with gsmSCF(2) may exist simultaneously. The two relationships are treated independently at the GMSC. The instance of the BCSM T(A-B) and the instance of the BCSM O(B-C) are linked by an internal interface which is assumed to behave in a similar way to an ISUP interface.

The nodes gsmSCF (1) and gsmSCF (2) may be the same or different physical entities.

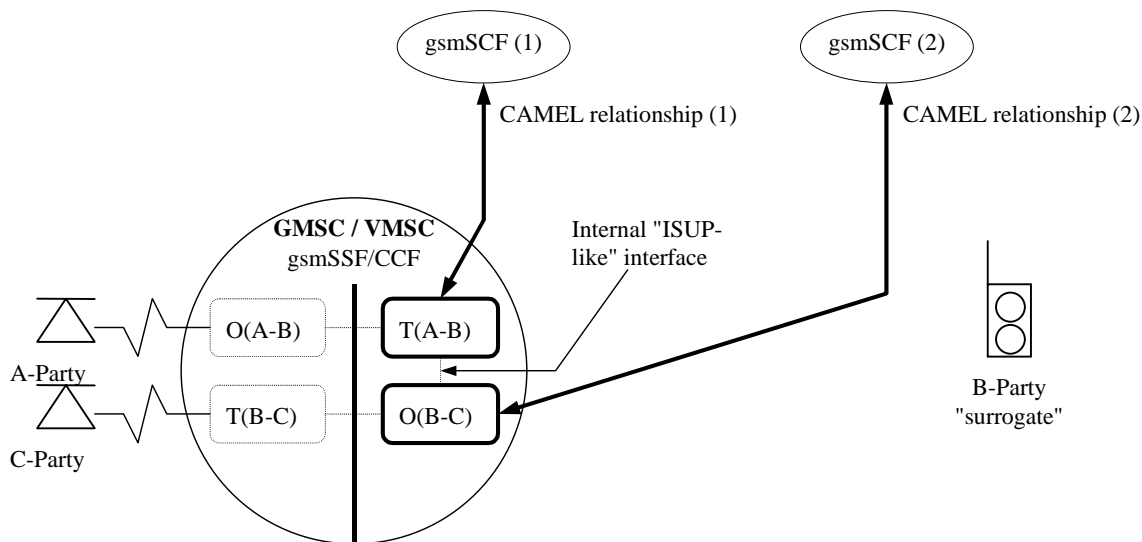


Figure 4.7: BCSM Scenario for Call Forwarding at the GMSC / VMSC

4.5 Procedures for CAMEL

The SDLs in the present document illustrate how CAMEL modifies the normal call handling. They do not attempt to show all the details of call handling in nodes that support CAMEL. Relevant parts of 3GPP TS 23.018 [3] apply in addition to these SDLs. For example, some inputs leading to unsuccessful call attempts are not shown on these diagrams - corresponding clauses in 3GPP TS 23.018 [3] apply.

Note that in some SDL processes and procedures the Release message may be sent on both an access interface and an inter-switch interface. If the message is sent on a UNI, its effect is the same as a Release transaction message.

The text in this clause is a supplement to the definition in the SDL diagrams; it does not duplicate the information in the SDL diagrams.

4.5.1 Overall SDL architecture

The following diagram shows the overall architecture for the SDL diagrams.

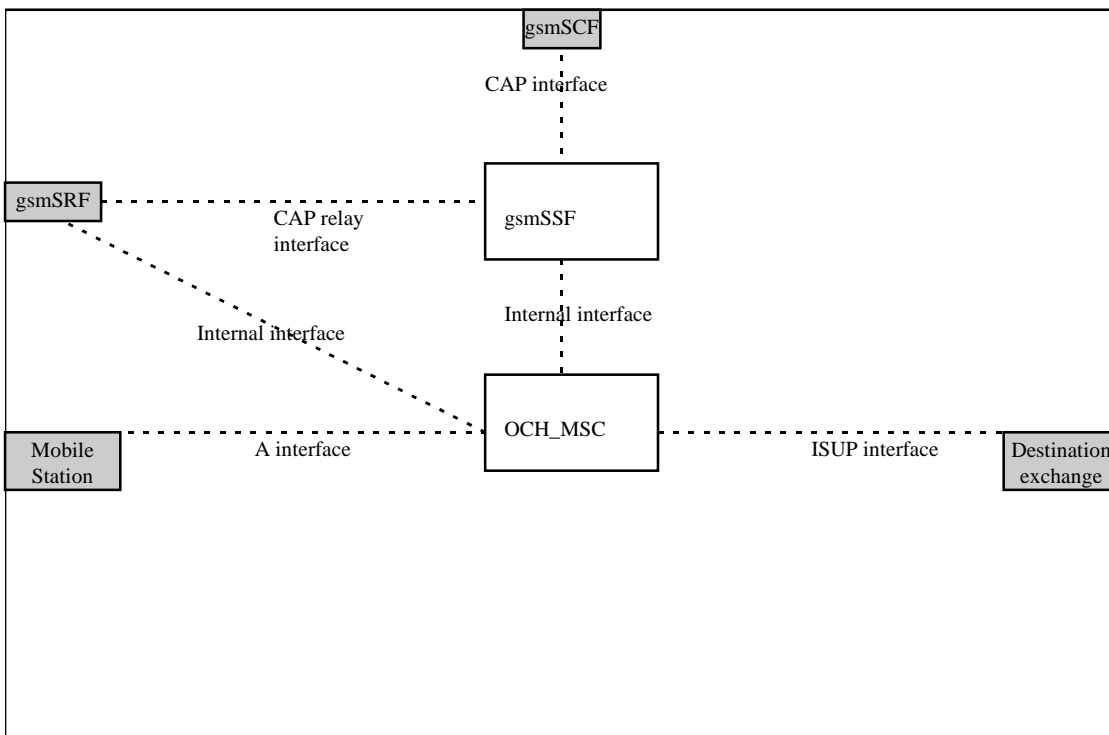


Figure 4.8a: Outgoing case (gsmSSF relay)

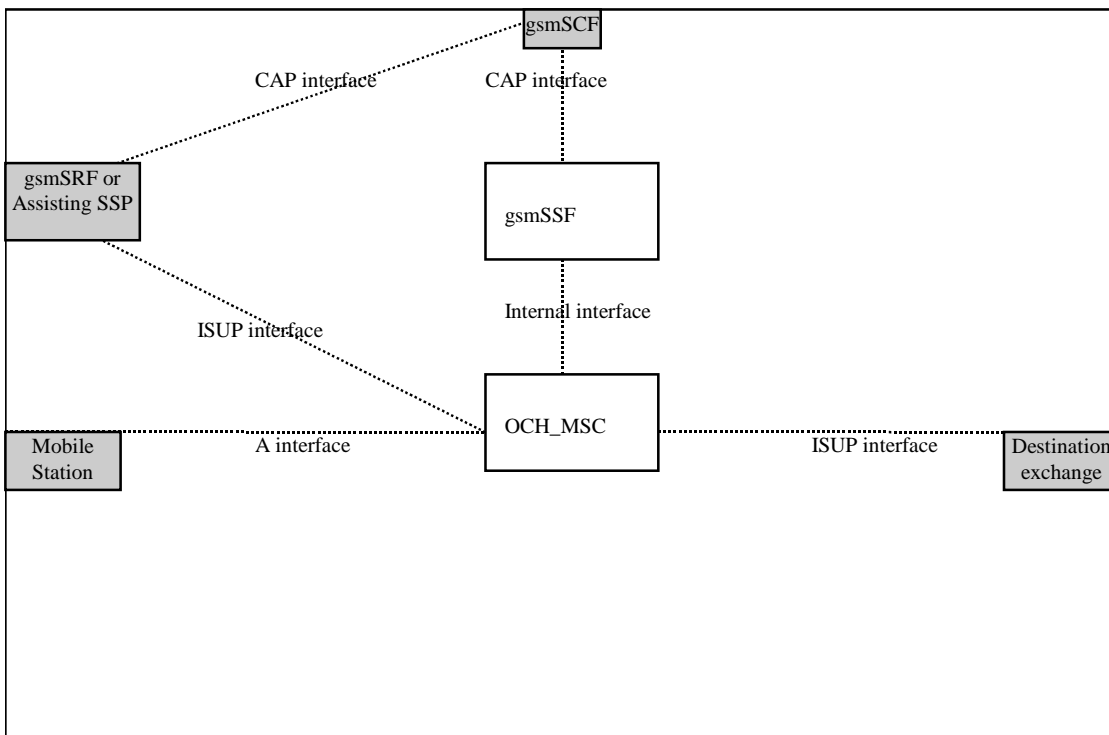


Figure 4.8b: Outgoing case (direct path gsmSCF to gsmSRF or assist with relay)

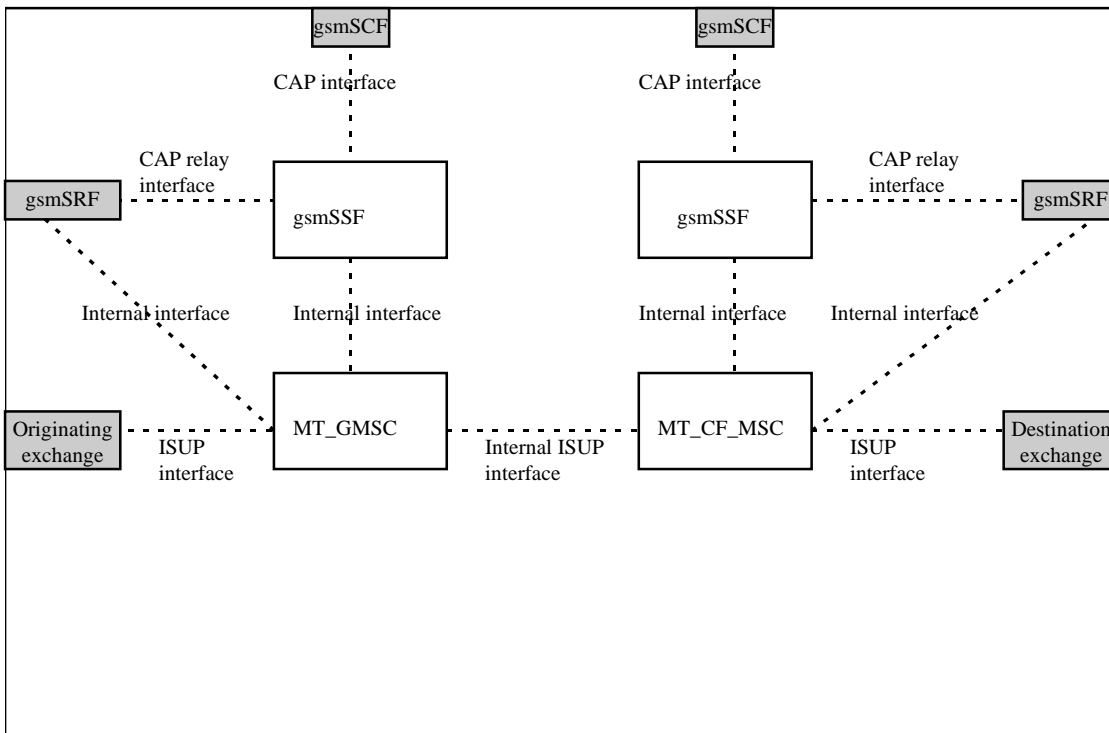


Figure 4.8c: Terminating GMSC case (gsmSSF relay)

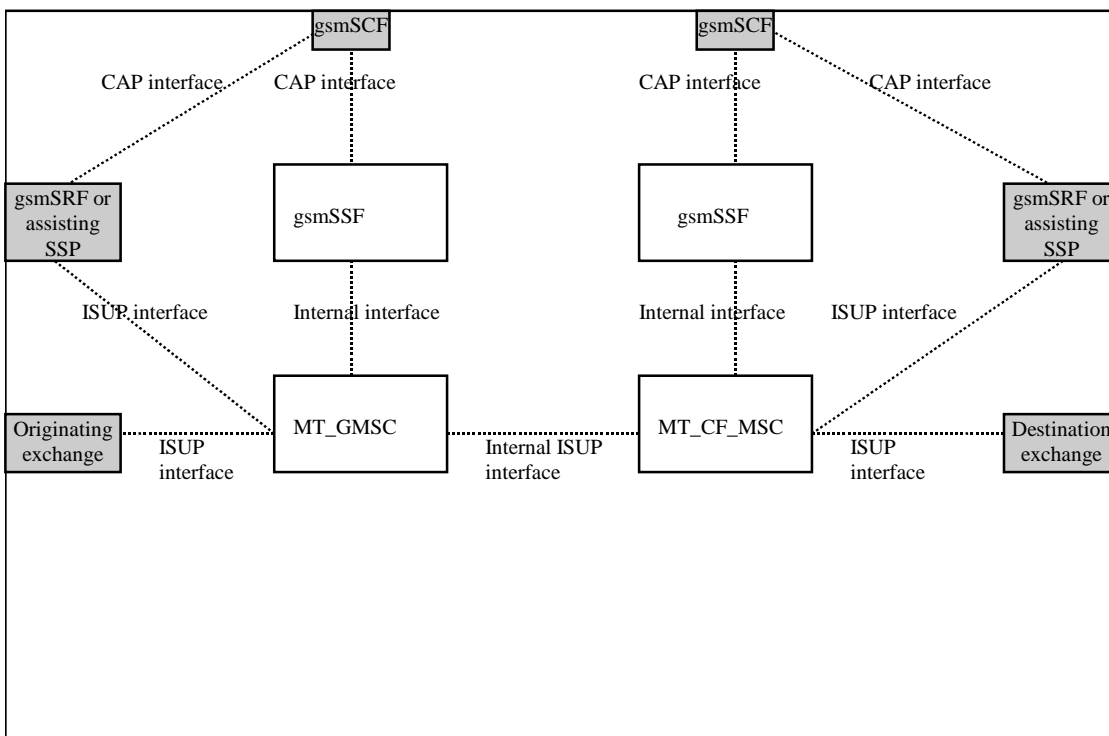
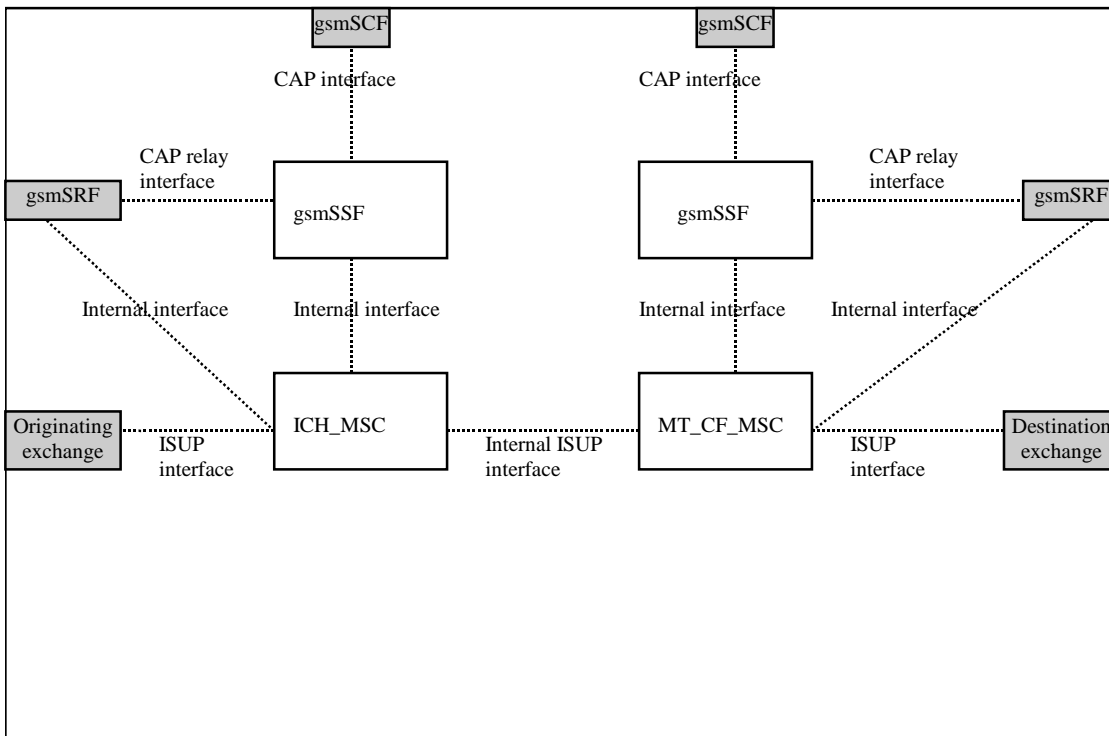
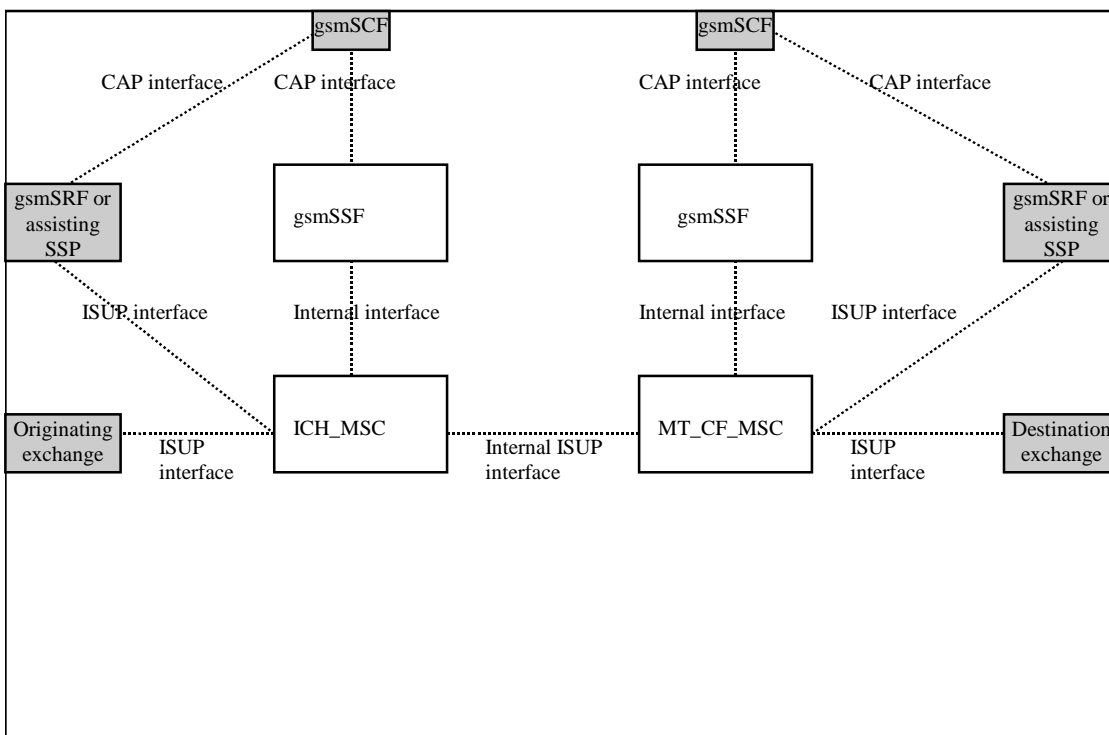


Figure 4.8d: Terminating GMSC case (direct path gsmSCF to gsmSRF or assist with relay)



NOTE: The ICH_MSC may also be connected via an A interface to the terminating Mobile Station.

Figure 4.8e: Terminating VMSC case (gsmSSF relay)



NOTE: The ICH_MSC may also be connected via an A interface to the terminating Mobile Station.

Figure 4.8f: Terminating VMSC case (direct path gsmSCF to gsmSRF or assist with relay)

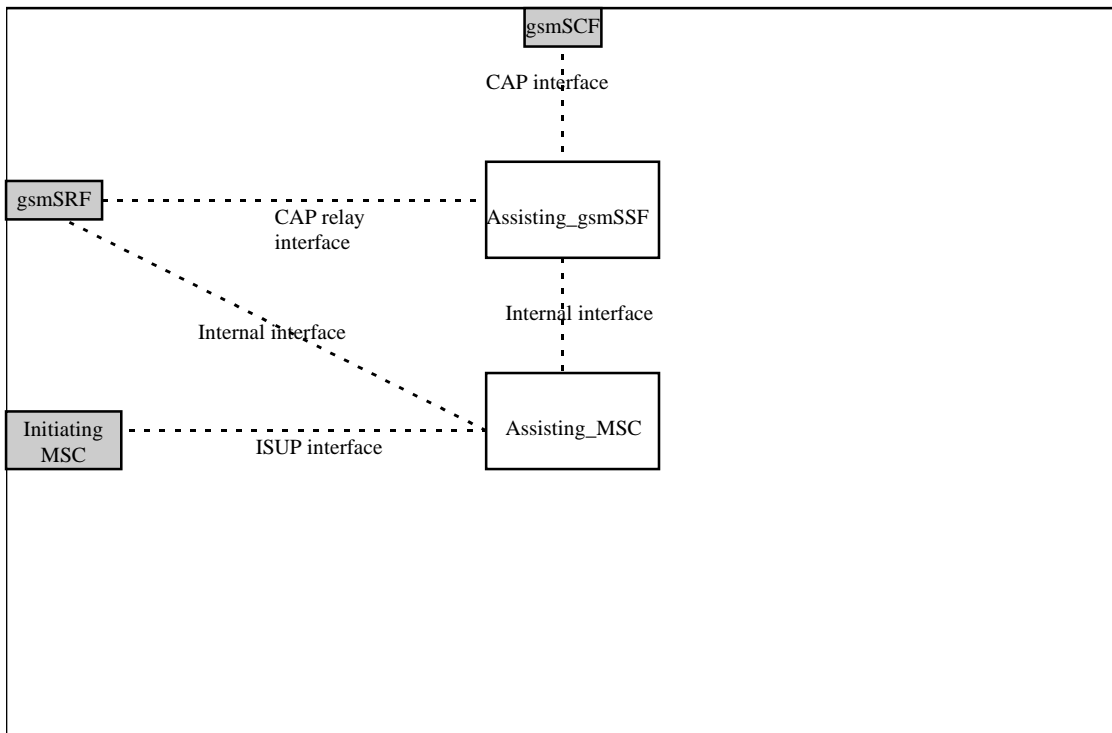


Figure 4.8g: Assisting case

4.5.2 Handling of mobile originated calls

4.5.2.1 Handling of mobile originated calls in the originating MSC

The functional behaviour of the originating VMSC is specified in 3GPP TS 23.018 [3]. The procedures specific to CAMEL are specified in this clause:

- Procedure CAMEL_OCH_MSC_INIT;
- Procedure CAMEL_OCH_MSC_ANSWER;
- Procedure CAMEL_OCH_MSC1;
- Procedure CAMEL_OCH_MSC2;
- Procedure CAMEL_OCH_MSC_DISC1;
- Procedure CAMEL_OCH_MSC_DISC2;
- Procedure CAMEL_OCH_MSC_DISC3;
- Procedure CAMEL_OCH_MSC_DISC4;
- Procedure CAMEL_OCH_ETC;
- Procedure CAMEL_OCH_CTR;
- Procedure CAMEL_Start_TNRy;
- Procedure CAMEL_Stop_TNRy;
- Procedure CAMEL_Store_Destination_Address;
- Procedure CAMEL_Modify_CUG_Info;
- Procedure CAMEL_N_CSI_CHECK_MSC.

NOTE: Procedure CAMEL_OCH_MSC_DISC3 applies to CAMEL Phase 1 only.

The procedure Send_Access_Connect_If_Required is specified in 3GPP TS 23.018 [3].

The following paragraphs give details on the behaviour of the MSC in the procedure CAMEL_OCH_MSC_INIT, CAMEL_OCH_ETC, CAMEL_OCH_ANSWER and CAMEL_Store_Destination_Address.

4.5.2.1.1 Actions of the MSC on receipt of Int_Error

The MSC checks the default Call Handling parameter in the relevant CSI.

If the default call handling is release call, a Release is sent to the MS and an Abort to the VLR. The MSC then releases all call resources and the procedure CAMEL_OCH_MSC_INIT ends.

If the default call handling is continue call, the MSC continues processing without CAMEL support. It sends Send_Info_For_Ongoing_Call to the VLR and waits in state Wait_For_MO_Call_Result.

4.5.2.1.2 Actions of the MSC on receipt of Int_Continue

The MSC continues processing without any modification of call parameters. At DP_Analysed_Information it sends Send_Info_For_Ongoing_Call to the VLR and waits in state Wait_For_MO_Call_Result.

4.5.2.1.3 Actions of the MSC on receipt of Int_Continue_With_Argument

The MSC continues processing with modified call parameters. The MSC shall replace the call parameters by the information received in the Int_Continue_With_Argument message. Call parameters which are not included in the Int_Continue_With_Argument message are unchanged.

Signalling limitations or regulatory requirements may require the Calling Party Category, Generic Number, Original Called Party Number and Redirecting Party ID to be ignored or modified.

4.5.2.1.4 Actions of the MSC on receipt of Int_Connect

The MSC continues processing with modified call parameters. The MSC shall transparently modify the call parameters with the received information. The MSC then sends a PROGRESS message to the MS. Call parameters which are not included in the Int_Connect message are unchanged.

Signalling limitations or regulatory requirements may require the Calling Party Category, Generic Number, Original Called Party Number and Redirecting Party ID to be ignored or modified.

The network signalling system shall indicate that this is an internal network number.

At DP_Collected_Information the MSC sets the O-CSI suppression parameter. If D-CSI and N-CSI are not present, the MSC sends a Send Info For Outgoing Call to the VLR and waits in state Wait_For_MO_Call_Result.

At DP_Analysed_Information it sets the D-CSI suppression parameter, sends a Send Info For Outgoing Call to the VLR and waits in state Wait_For_MO_Call_Result.

4.5.2.1.5 Actions of the MSC on receipt of Int_Release_Call

A Release is sent to the MS, an abort to the VLR and a Release is sent to the destination exchange. The release cause received in the Int_Release_Call is used. The MSC then releases all call resources and the procedure CAMEL_OCH_MSC_INIT ends.

4.5.2.1.6 Action of the MSC in procedure CAMEL_OCH_MSC_ANSWER

If the MSC received a destination address from the GMSC in the ISUP Answer or Connect message, the MSC relays the destination address to the gsmSSF in the Int_DP_O_Answer message.

NOTE 1: The sending of e-parameters by the gsmSCF after receiving the DP_O_Answer indication may be to late.

NOTE 2: If the MO call is not subject to Basic OR, then the destination address is generated by the MSC. If the MO call is subject to Basic OR, the MSC will receive a destination address from the GMSC in the ISUP answer or connect message.

4.5.2.1.7 Action of the MSC in procedure CAMEL_OCH_ETC

In procedure CAMEL_OCH_ETC (sheet 2) the MSC will remain in the Wait_For_Assisting_Answer state until it receives an ISUP Answer Message (ANM) or timeout occurs. This is to ensure that a call record is always generated for every successful establishment of a temporary connection to a gsmSRF, especially in the case where the connection is between PLMNs.

NOTE: This means that it may not be possible to access an SRF which does not generate an ISUP Answer Message (ANM).

If a Progress message is sent towards the MS the progress indicator shall indicate "In Band Information".

4.5.2.1.8 Action of the MSC in procedure CAMEL_Store_Destination_Address

The Int_Store_DA message carries the value of the global variable Destination address and the parameters OR and Forwarding received in the procedure call.

Procedure CAMEL_MO_Dialled_Services

1(3)

/* Procedure in the MSC to process CAMEL dialled services for mobile originated calls */

/* Signals to/from the left are to/from the BSS; signals to/from the right are to/from the VLR. */

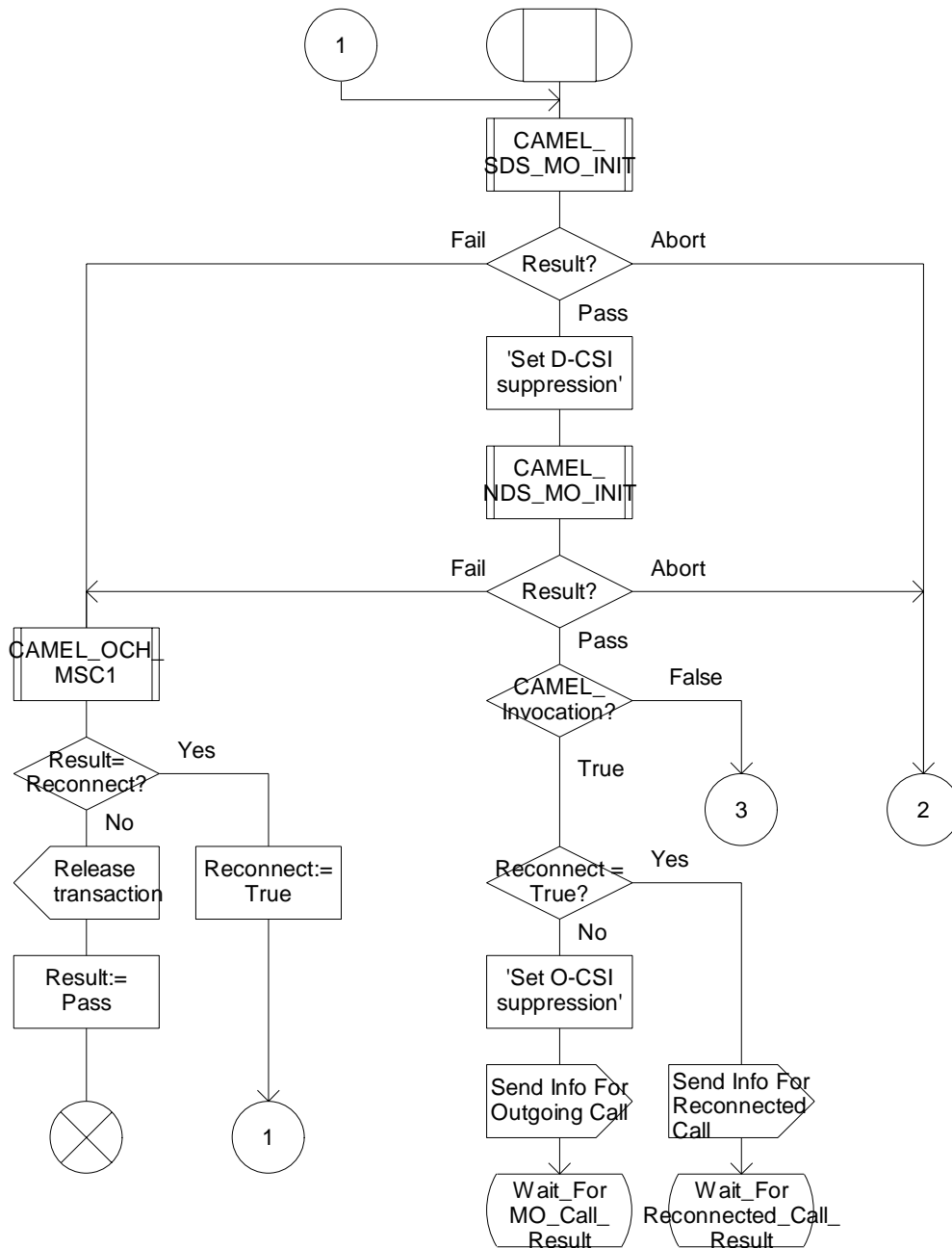


Figure 4.9a: Procedure CAMEL_MO_Dialled_Services (sheet 1)

Procedure CAMEL_MO_Dialled_Services

2(3)

/* Procedure in the MSC to process CAMEL dialled services for mobile originated calls */

/* Signals to/from the left are to/from the BSS; signals to/from the right are to/from the VLR. */

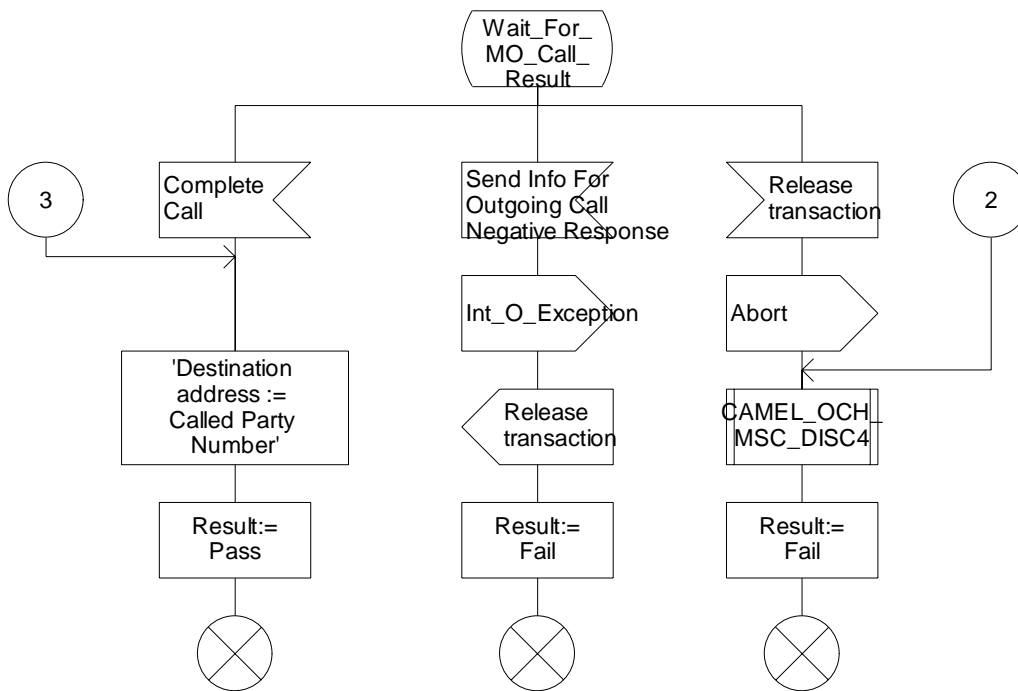


Figure 4.9b: Procedure CAMEL_MO_Dialled_Services (sheet 2)

Procedure CAMEL_MO_Dialled_Services

3(3)

/* Procedure in the MSC to process CAMEL dialled services for mobile originated calls */

/* Signals to/from the left are to/from the BSS; signals to/from the right are to/from the VLR. */

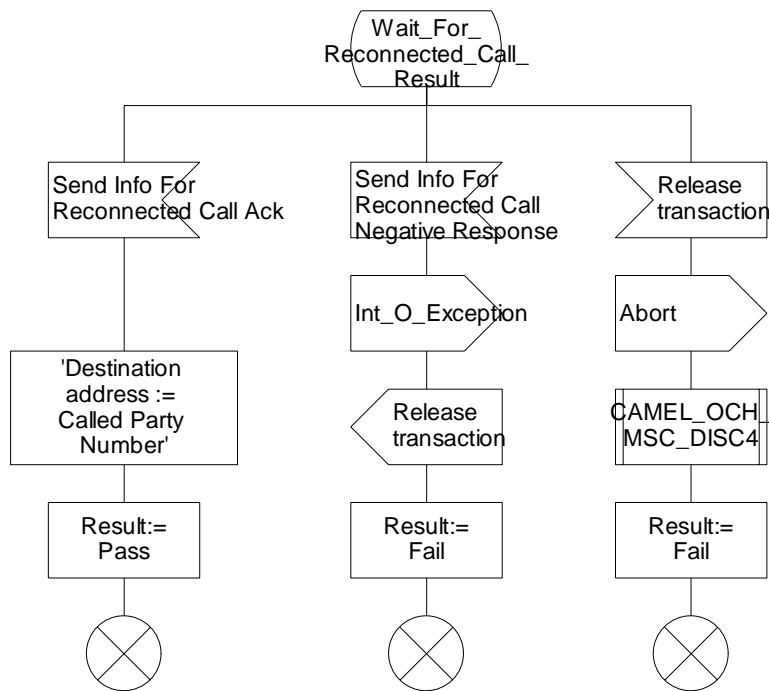


Figure 4.9c: Procedure CAMEL_MO_Dialled_Services (sheet 3)

Procedure CAMEL_OCH_MSC_INIT

1(4)

/* Procedure in the MSC to perform CAMEL handling for an outgoing call request */

/* Signals to/from the right are to/from the gsmSSF. */

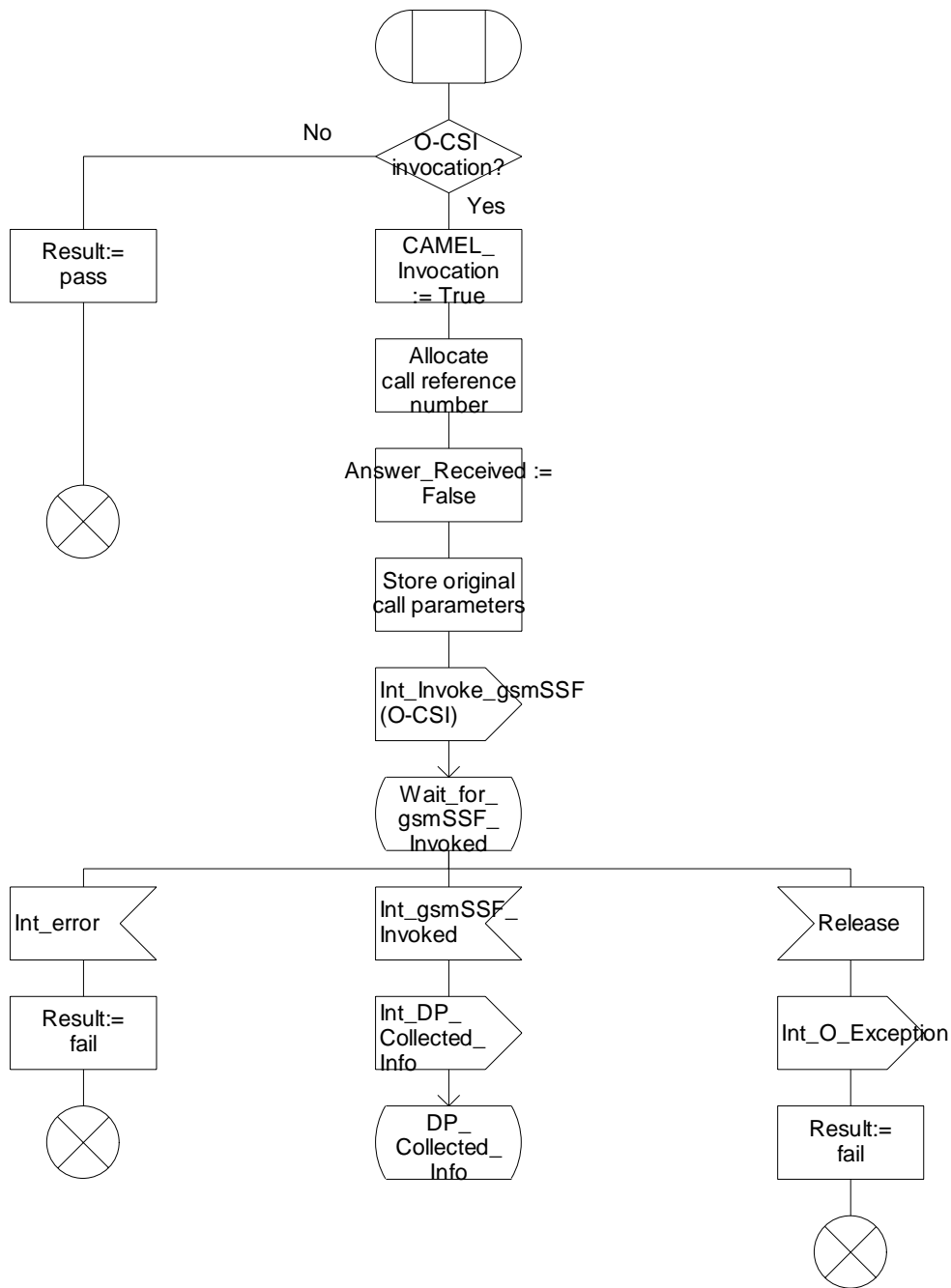


Figure 4.10a: Procedure CAMEL_OCH_MSC_INIT (sheet 1)

Procedure CAMEL_OCH_MSC_INIT

2(4)

/* Procedure in the MSC to perform CAMEL handling for an outgoing call request */

/* Signals to/from the left are to/from the BSS; signals to/from the right are to/from the gsmSSF if not otherwise stated. */

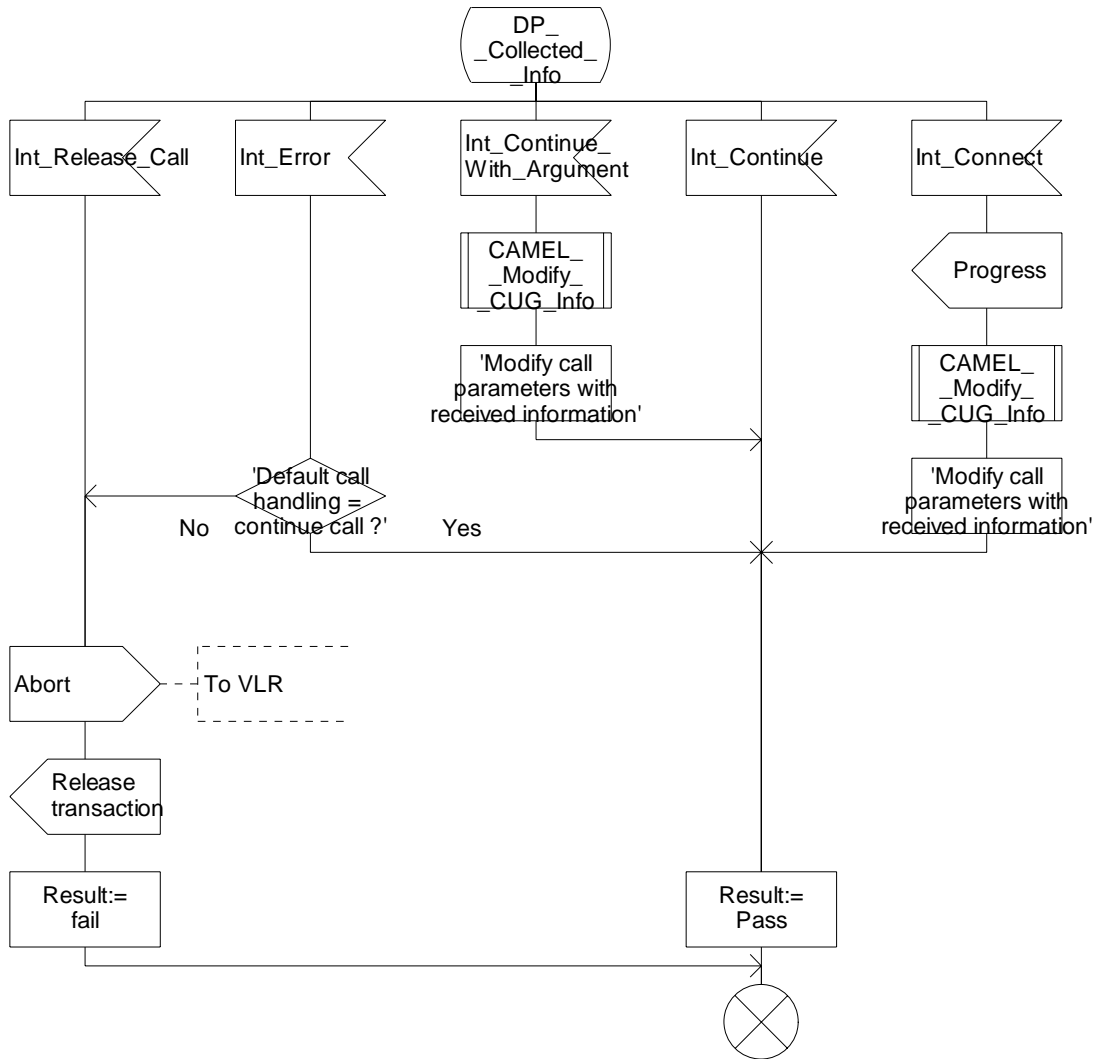


Figure 4.10b: Procedure CAMEL_OCH_MSC_INIT (sheet 2)

Procedure CAMEL_OCH_MSC_INIT

3(4)

/* Procedure in the MSC to perform CAMEL handling for an outgoing call request */

/* Signals to/from the right are to/from the gsmSSF if not otherwise stated. */

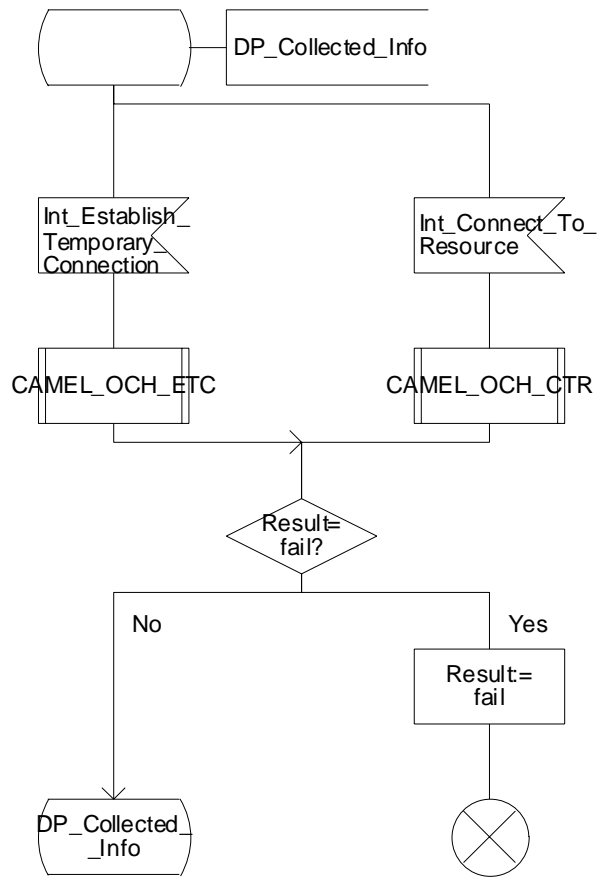


Figure 4.10c: Procedure CAMEL_OCH_MSC_INIT (sheet 3)

Procedure CAMEL_OCH_MSC_INIT

4(4)

/* Procedure in the MSC to perform CAMEL handling for an outgoing call request */

/* Signals to/from the left are to/from the BSS; signals to/from the right are to/from the gsmSSF. */

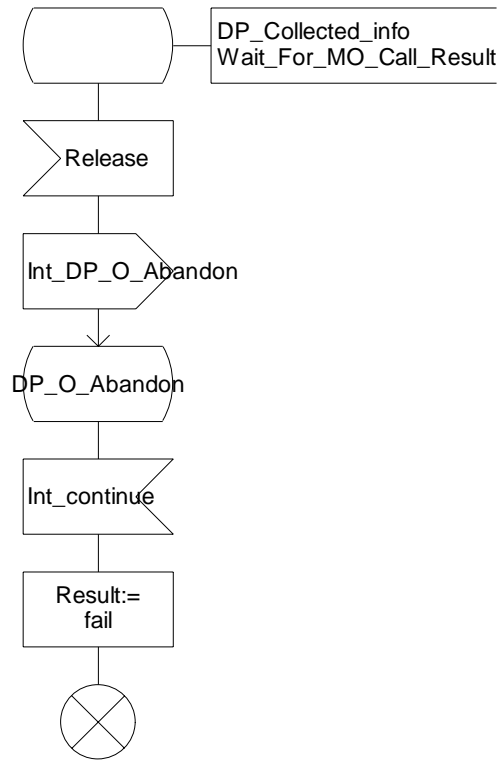


Figure 4.10d: Procedure CAMEL_OCH_MSC_INIT (sheet 4)

Procedure CAMEL_SDS_MO_INIT

1(3)

/* Procedure in the MSC to perform CAMEL handling for a subscribed Dialed Service */

/* Signals to/from the left are to/from the BSS; signals to/from the right are to/from the gsmSSF. */

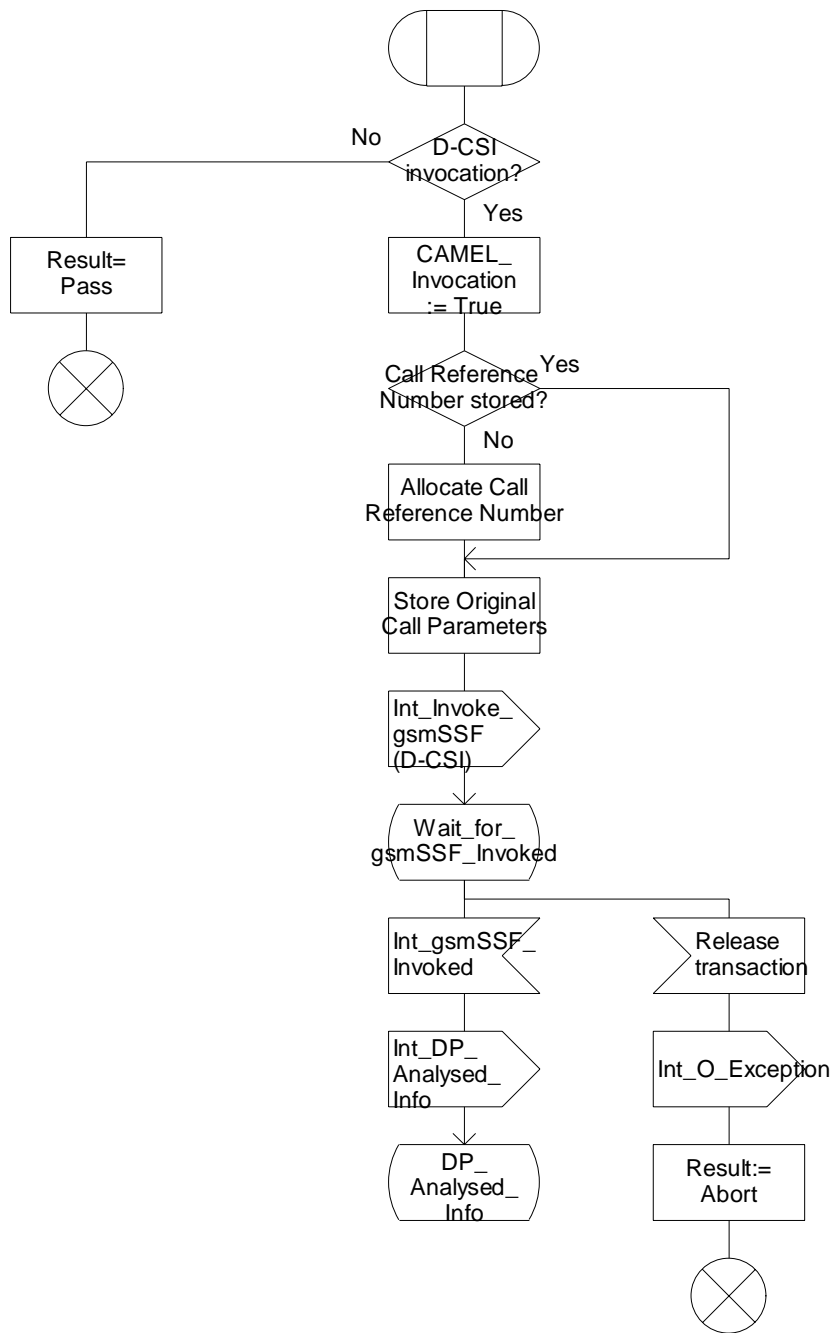


Figure 4.11a: Procedure CAMEL_SDS_MO_Init (sheet 1)

Procedure CAMEL_SDS_MO_INIT

2(3)

/* Procedure in the MSC to perform CAMEL handling for a subscribed Dialed Service */

/* Signals to/from the left are to/from the BSS; signals to/from the right are to/from the gsmSSF. */

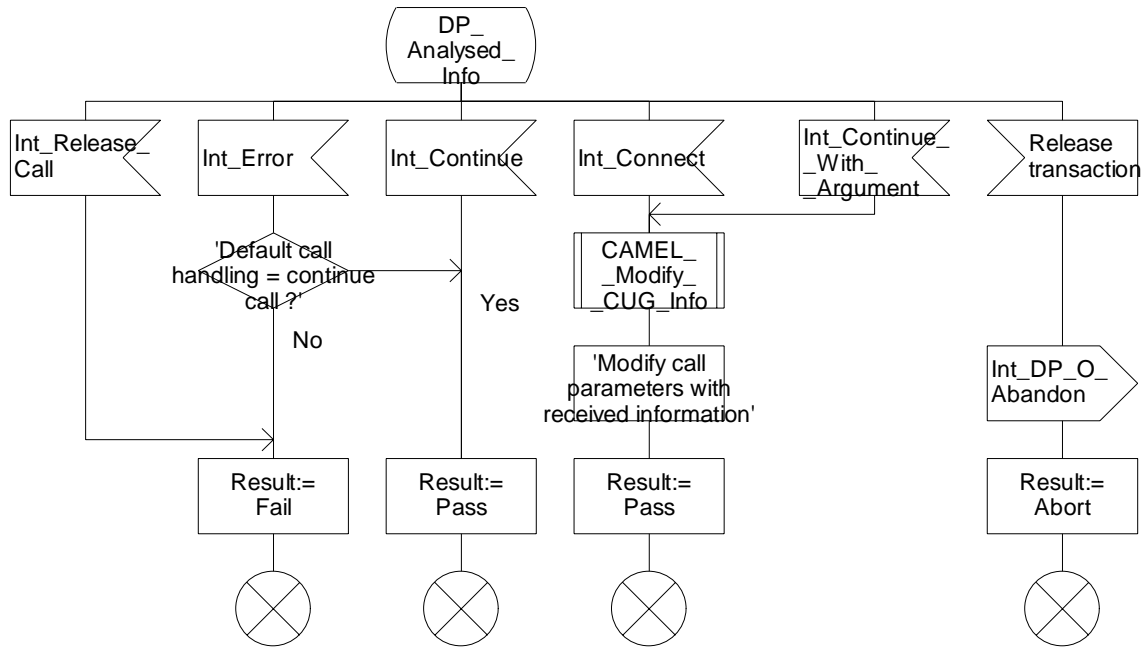


Figure 4.11b: Procedure CAMEL_SDS_MO_INIT (sheet 2)

Procedure CAMEL_SDS_MO_INIT

3(3)

/* Procedure in the MSC to perform CAMEL handling for a subscribed Dialed Service */

/* Signals to/from the right are to/from the gsmSSF if not otherwise stated. */

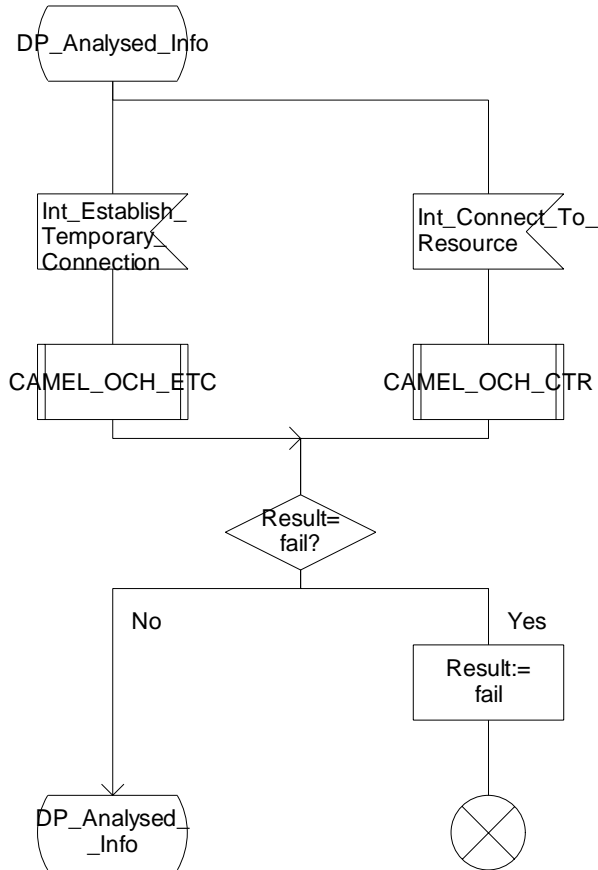


Figure 4.11c: Procedure CAMEL_SDS_MO_INIT (sheet 3)

Procedure CAMEL_NDS_MO_INIT

1(3)

/* Procedure in the MSC to perform CAMEL handling for a network Dialed Service for mobile originated calls*/

/* Signals to/from the right are to/from the gsmSSF. */

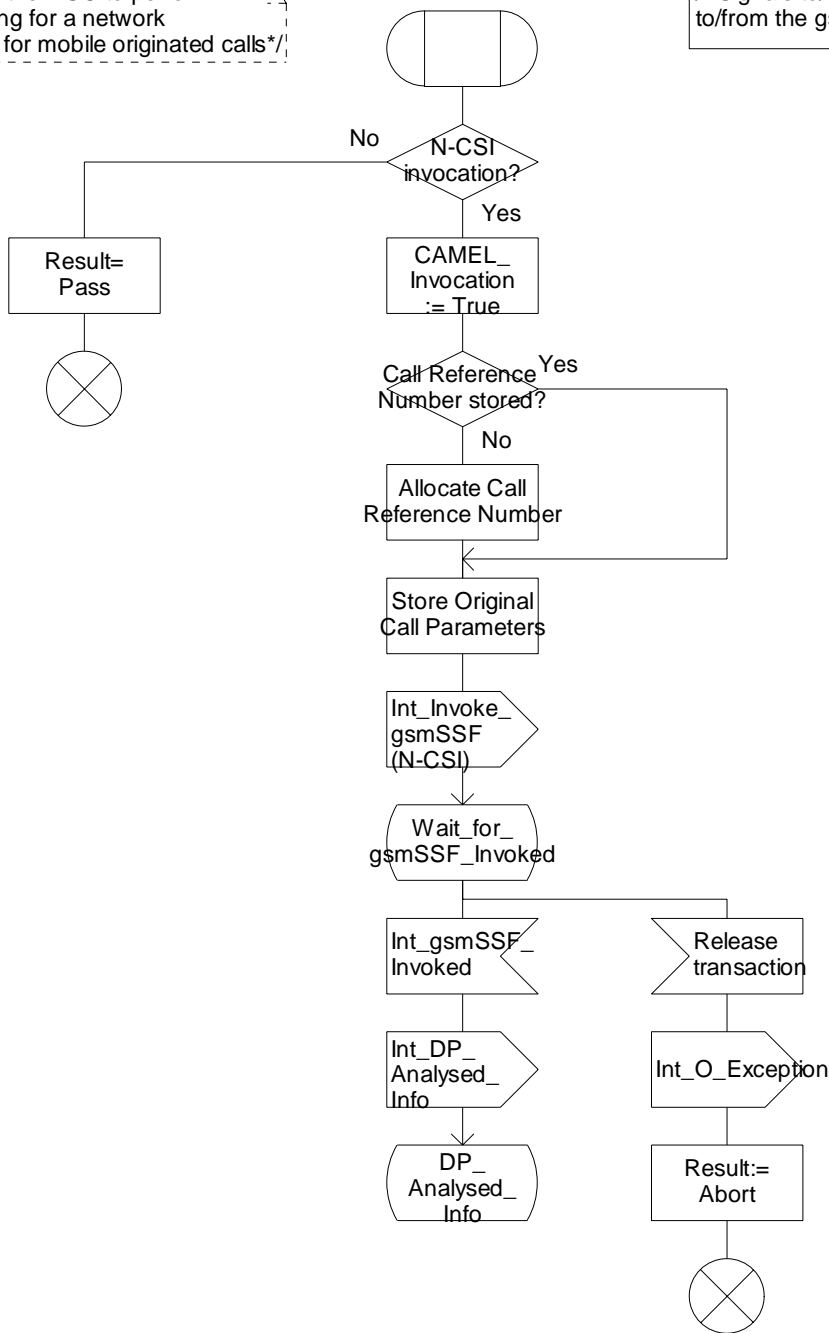


Figure 4.12a: Procedure CAMEL_NDS_MO_INIT (sheet 1)

Procedure CAMEL_NDS_MO_INIT

2(3)

/* Procedure in the MSC to perform CAMEL handling for a network Dialed Service for mobile originated calls*/

/* Signals to/from the right are to/from the gsmSSF if not otherwise stated. */

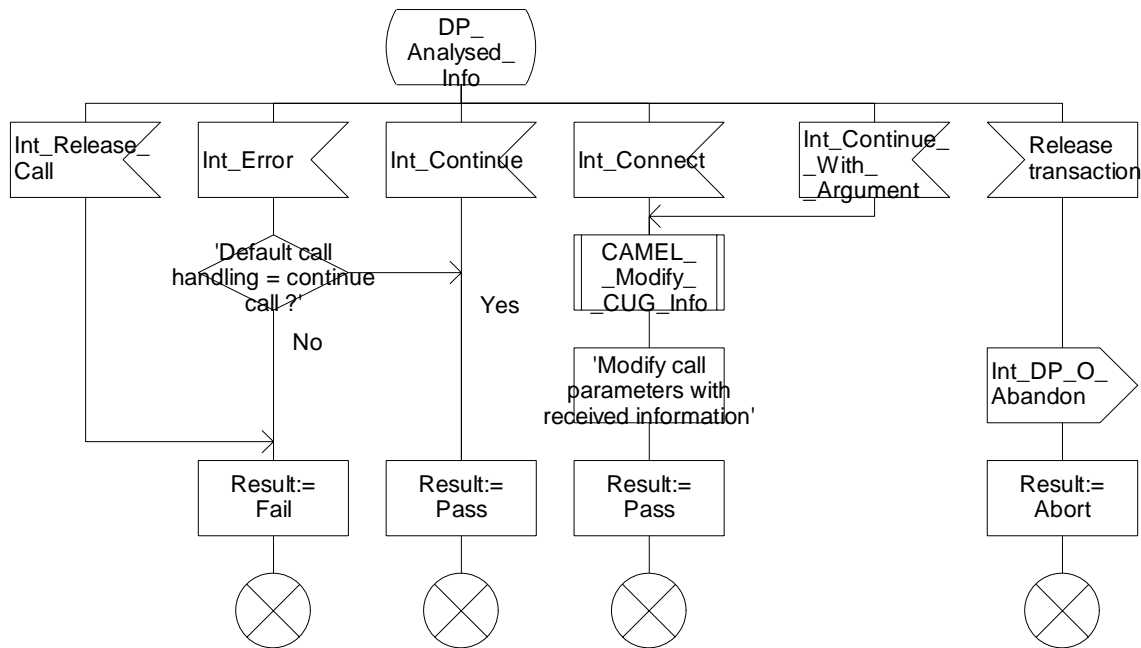


Figure 4.12b: Procedure CAMEL_NDS_MO_INIT (sheet 2)

Procedure CAMEL_NDS_MO_INIT

3(3)

/* Procedure in the MSC to perform CAMEL handling for a network Dialed Service for mobile originated calls*/

/* Signals to/from the right are to/from the gsmSSF if not otherwise stated. */

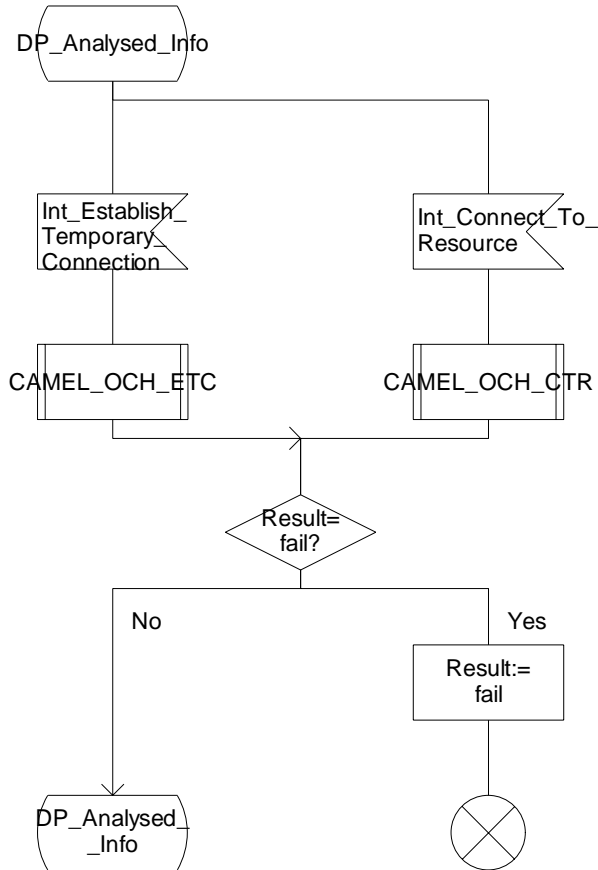


Figure 4.12c: Procedure CAMEL_NDS_MO_INIT (sheet 3)

Procedure CAMEL_OCH_MSC_ANSWER

1(2)

/* Procedure in the MSC to handle an outgoing call */

/* Signals to/from the left are to/from the BSS; signals to/from the right are to/from the gsmSSF if not otherwise stated. */

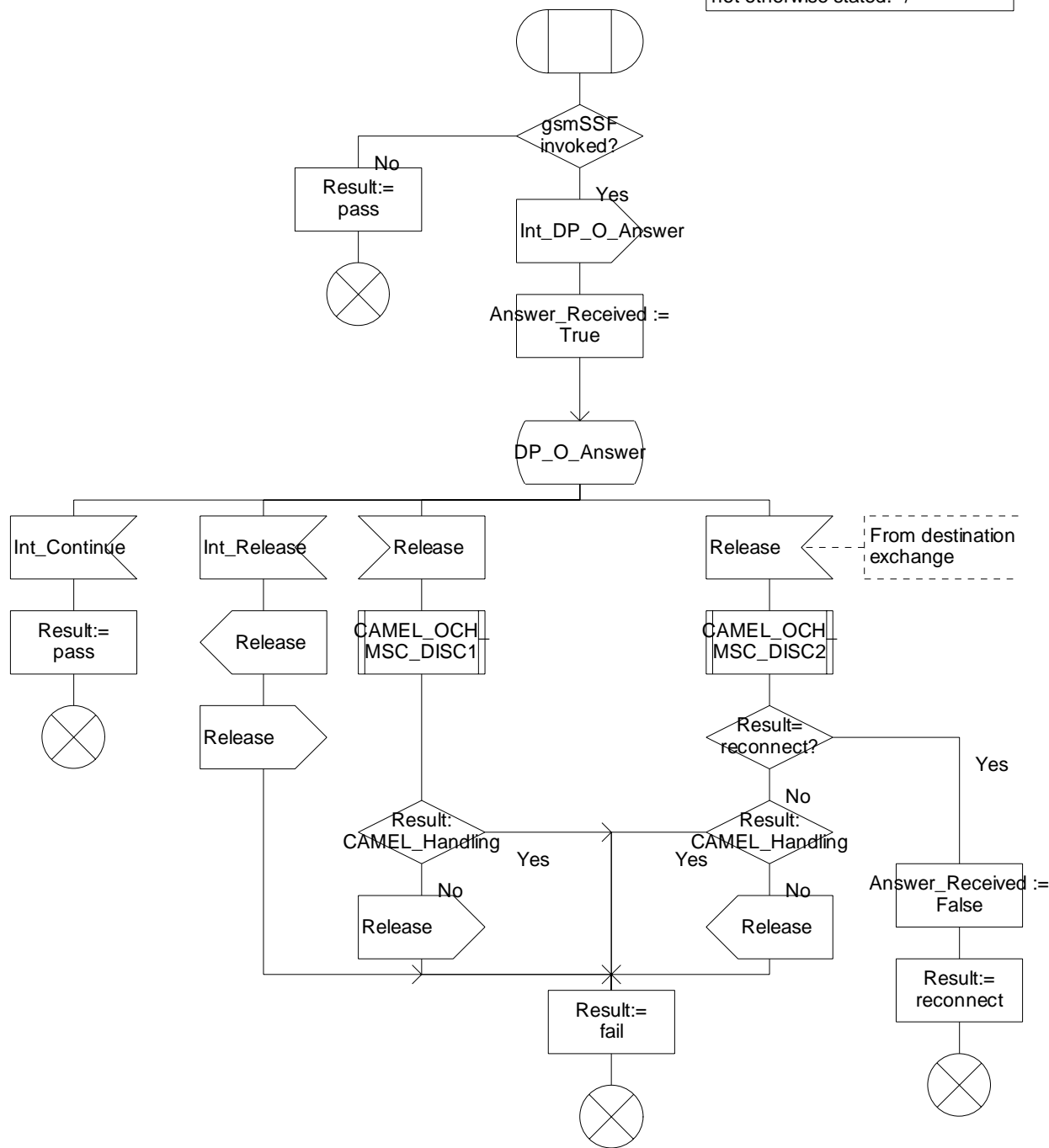


Figure 4.13a: Procedure CAMEL_OCH_MSC_ANSWER (sheet 1)

Procedure CAMEL_OCH_MSC_ANSWER

2(2)

/* Procedure in the MSC to handle an outgoing call */

/* Signals to/from the left are to/from the BSS; signals to/from the right are to/from the gsmSSF if not otherwise stated. */

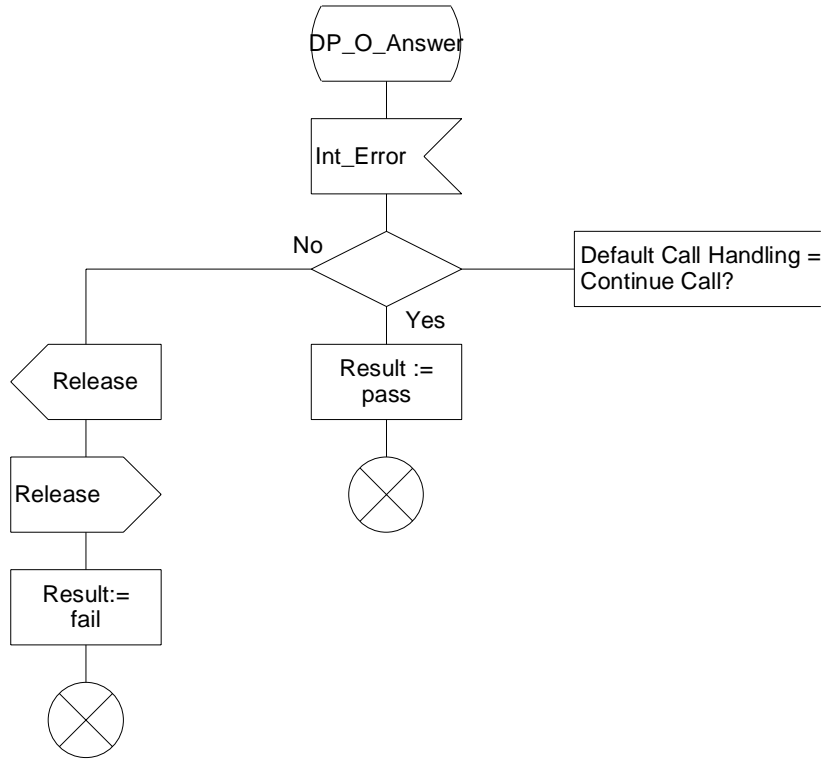


Figure 4.13b: Procedure CAMEL_OCH_ANSWER (sheet 2)

Procedure CAMEL_OCH_MSC1

1(3)

/* Procedure in the MSC in the case of CAMEL handling to connect a call at DP Busy, Route select failure. */

Signals to/from the right are to/from the gsmSSF if not otherwise stated.

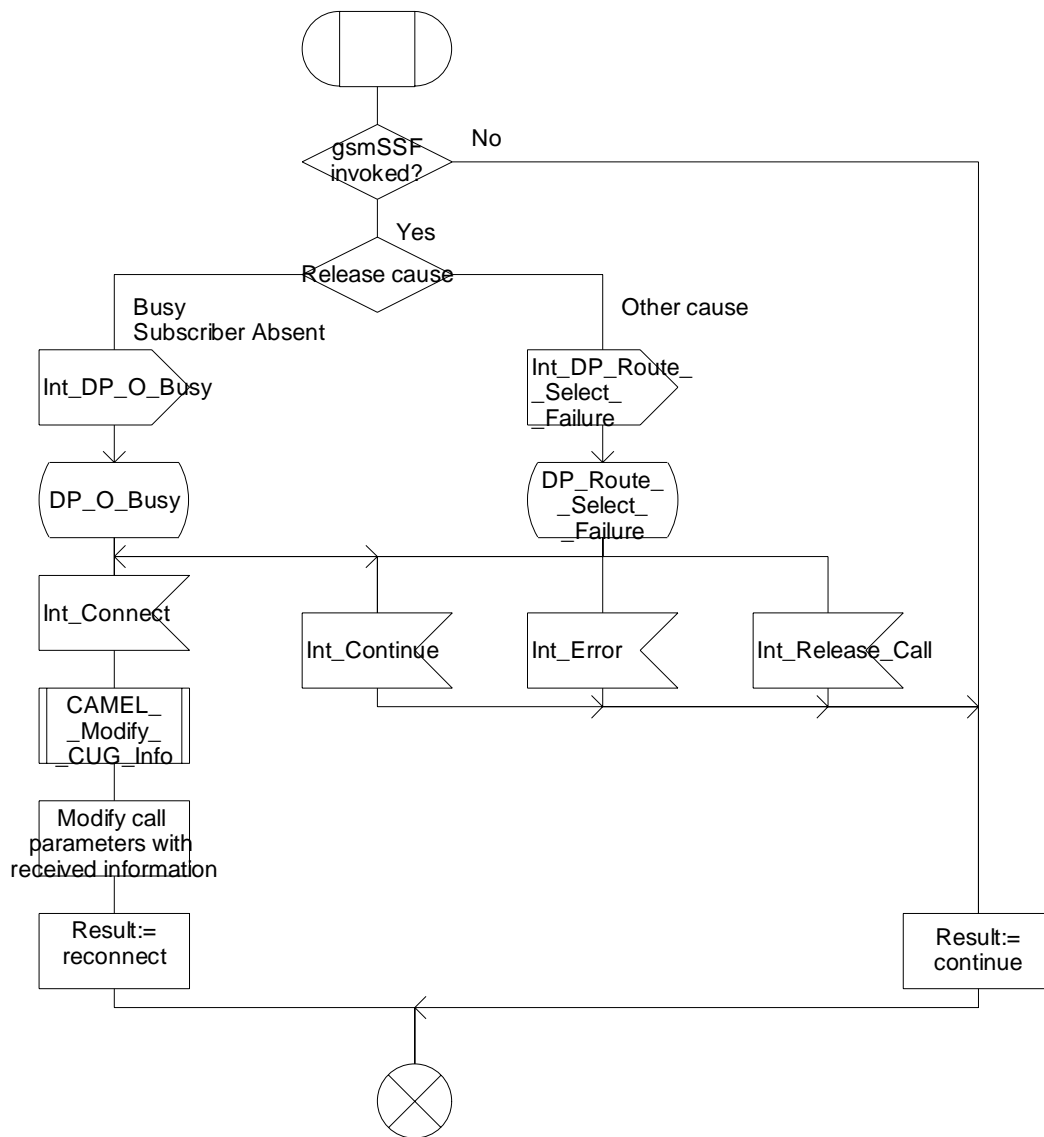


Figure 4.14a: Procedure CAMEL_OCH_MSC1 (sheet 1)

Procedure CAMEL_OCH_MSC1

2(3)

/ Procedure in the MSC in the case of CAMEL handling to connect a call at DP Busy, Route select failure. */*

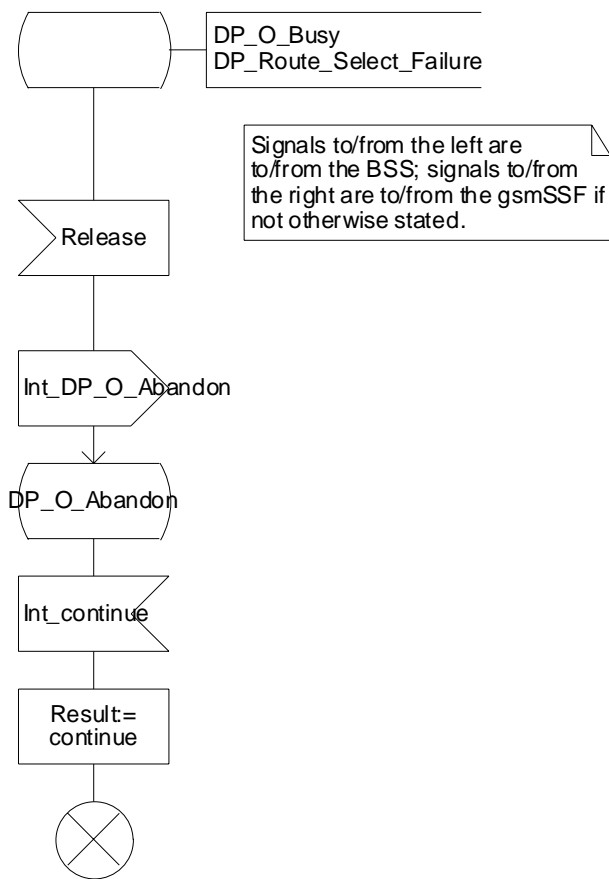


Figure 4.14b: Procedure CAMEL_OCH_MSC1 (sheet 2)

Procedure CAMEL_OCH_MSC1

3(3)

/* Procedure in the MSC in the case of CAMEL handling to connect a call at DP Busy, Route select failure. */

Signals to/from the right are to/from the gsmSSF if not otherwise stated.

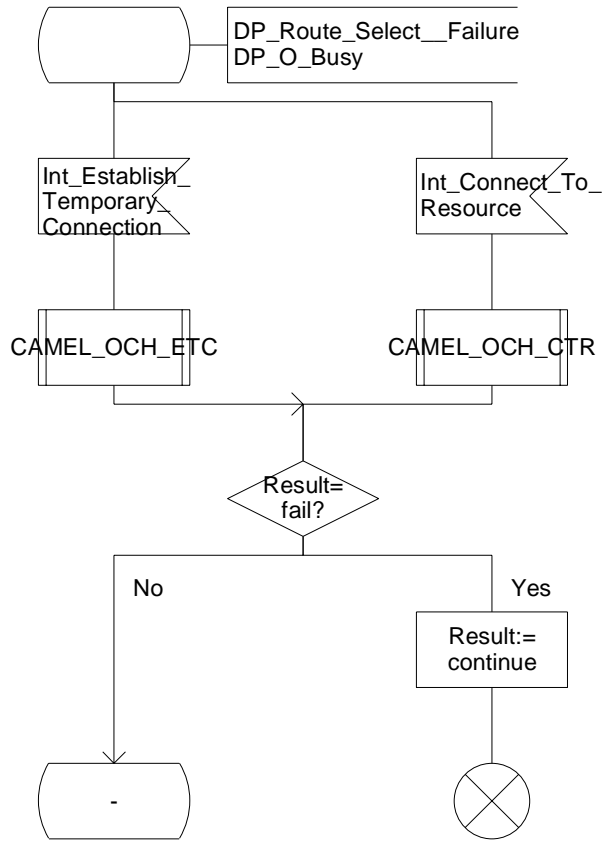


Figure 4.14c: Procedure CAMEL_OCH_MSC1 (sheet 3)

Procedure CAMEL_OCH_MSC2

1(3)

/* Procedure in the MSC to connect a call at DP No_Answer */

Signals to/from the right are to/from the gsmSSF if not otherwise stated.

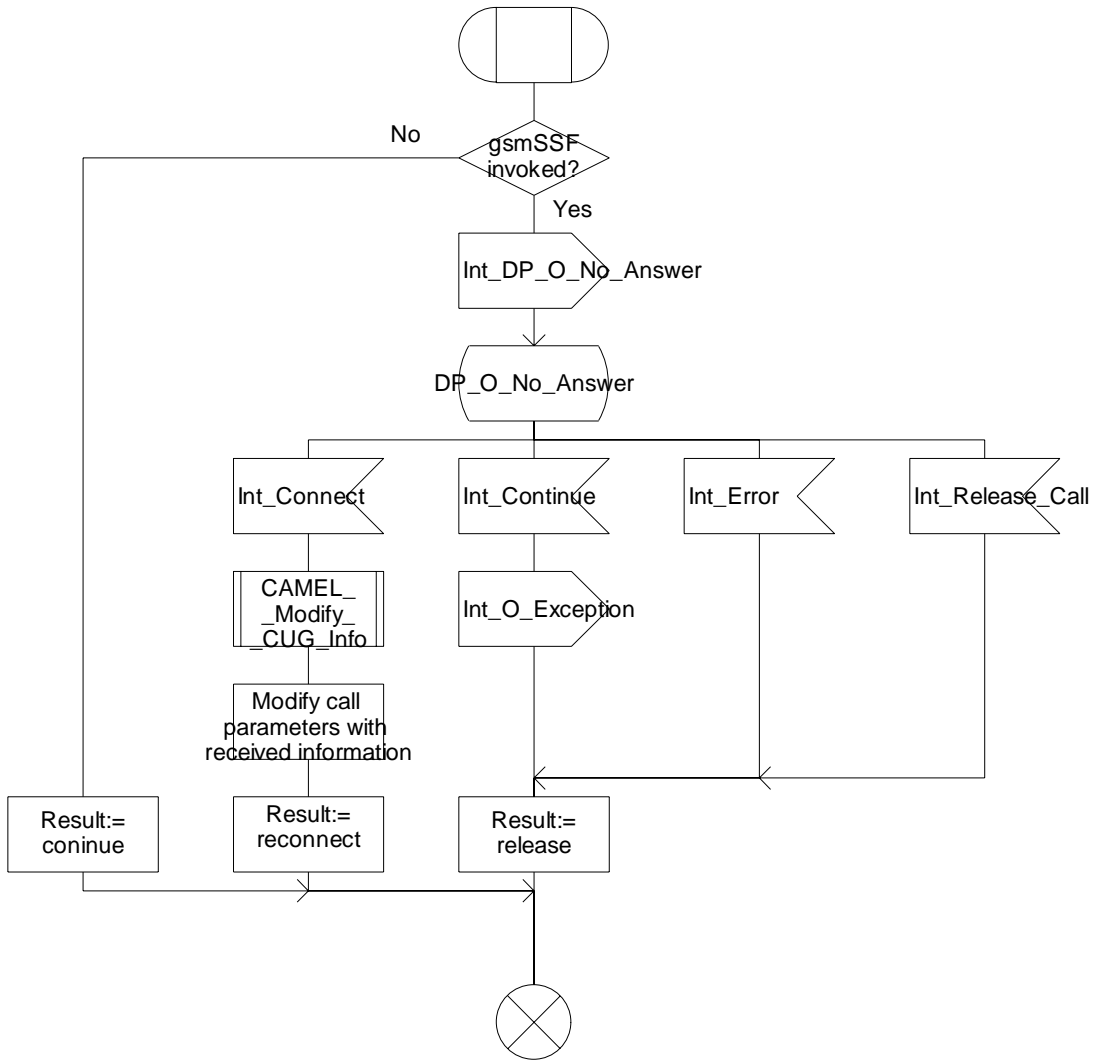


Figure 4.15a: Procedure CAMEL_OCH_MSC2 (sheet 1)

Procedure CAMEL_OCH_MSC2

2(3)

/ Procedure in the MSC to connect a call at DP No_Answer */*

Signals to/from the left are to/from the BSS; signals to/from the right are to/from the gsmSSF if not otherwise stated.

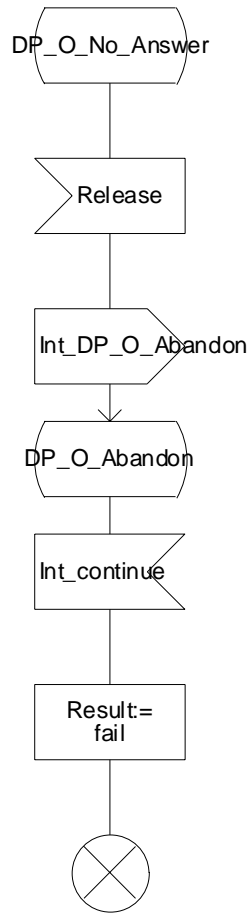


Figure 4.15b: Procedure CAMEL_OCH_MSC2 (sheet 2)

Procedure CAMEL_OCH_MSC2

3(3)

/* Procedure in the MSC to connect a call at DP No_Answer */

Signals to/from the right are to/from the gsmSSF if not otherwise stated.

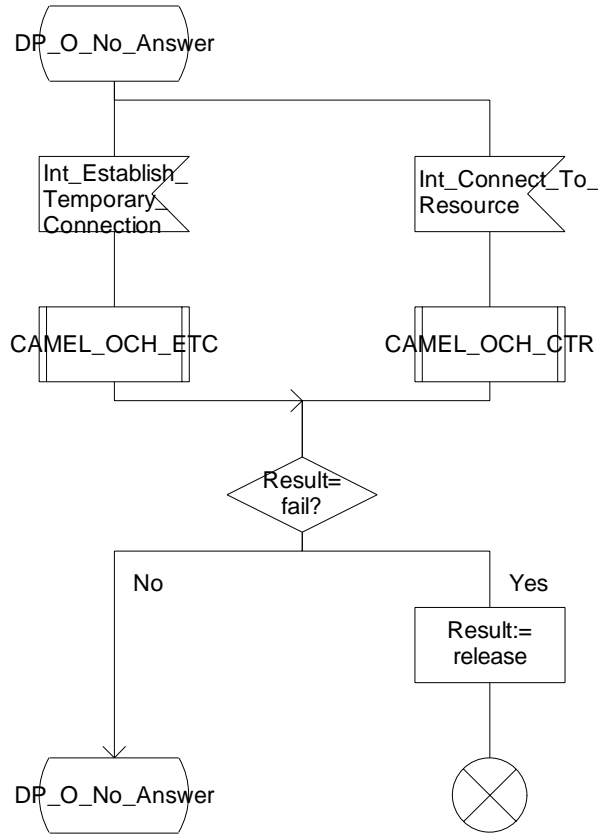


Figure 4.15c: Procedure CAMEL_OCH_MSC2 (sheet 3)

Procedure CAMEL_OCH_MSC_DISC1

1(1)

/* Procedure in the MSC perform handling for a call release */

/* Signals to/from the right are to/from the gsmSSF if not otherwise stated. */

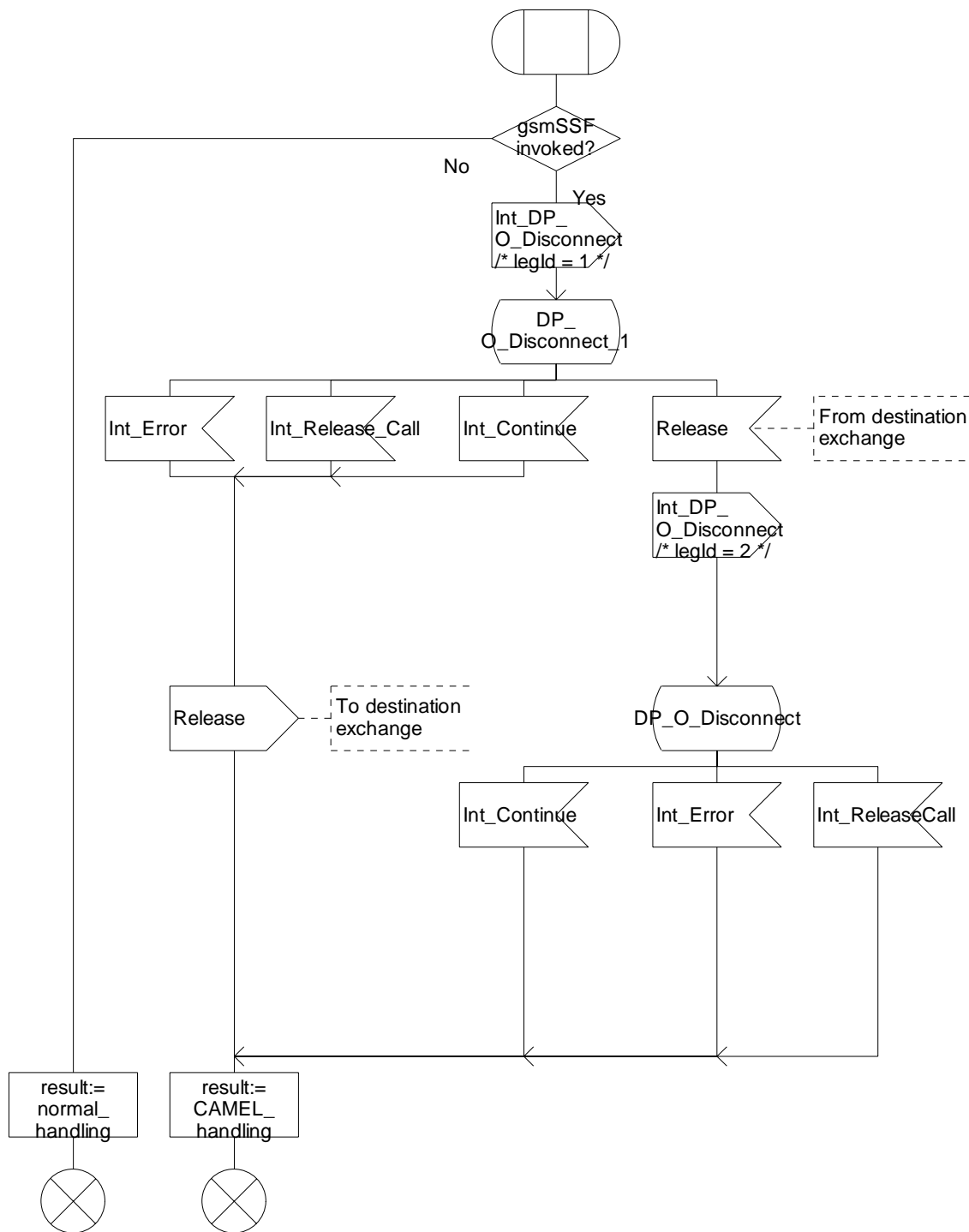


Figure 4.16: Procedure CAMEL_OCH_MSC_DISC1 (sheet 1)

Procedure CAMEL_OCH_MSC_DISC2

1(2)

/* Procedure in the MSC perform handling for a call release */

/* Signals to/from the left are to/from the BSS or the process MT_GMSC; signals to/from the right are to/from the gsmSSF if not otherwise stated. */

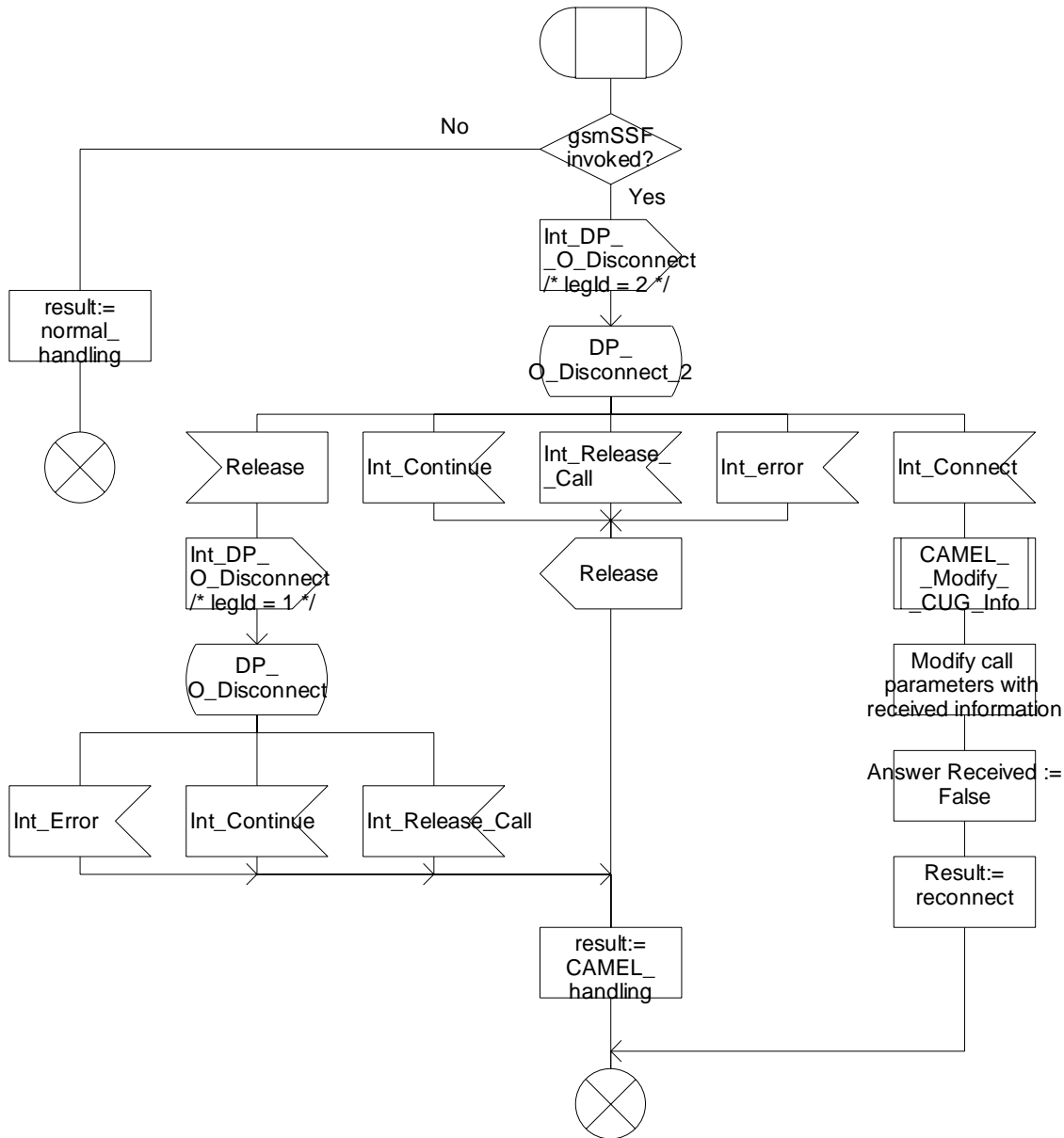


Figure 4.17a: Procedure CAMEL_OCH_MSC_DISC2 (sheet 1)

Procedure CAMEL_OCH_MSC_DISC2

2(2)

/* Procedure in the MSC perform handling for a call release */

Signals to/from the right are to/from the gsmSSF if not otherwise stated.

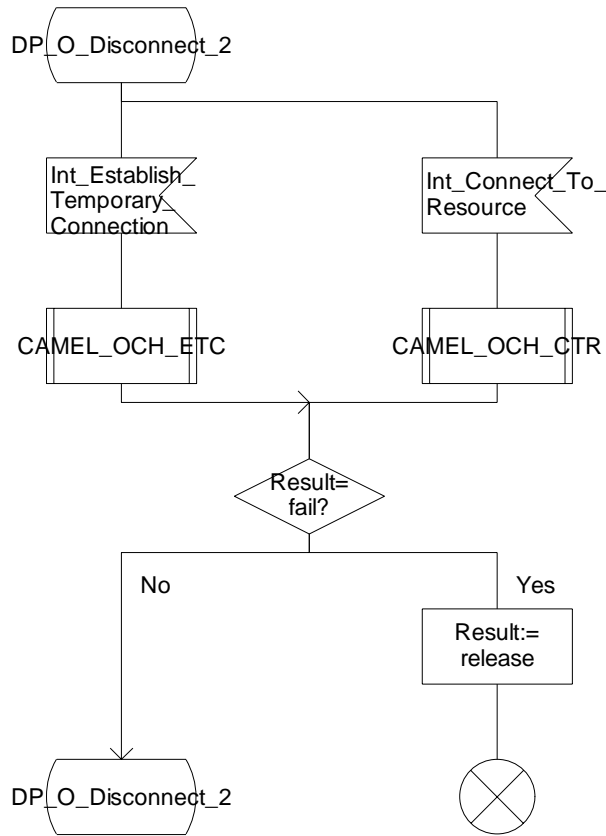


Figure 4.17b: Procedure CAMEL_OCH_MSC_DISC2 (sheet 2)

Procedure CAMEL_OCH_MSC_DISC3

CAMOD3_1(1)

/* Procedure in the originating VMSC
to handle premature release of a CAMEL call*/

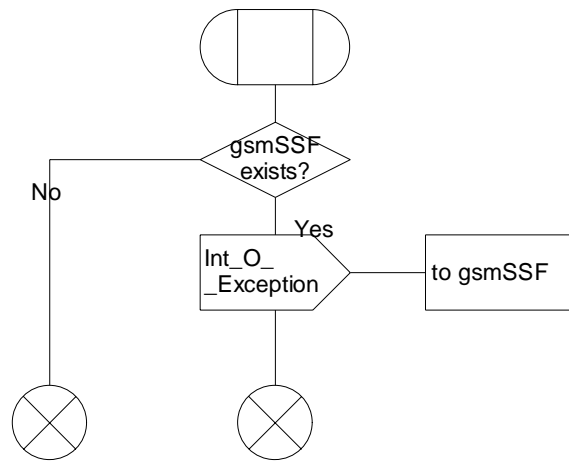


Figure 4.18: Procedure CAMEL_OCH_MSC_DISC3 (sheet 1)

Procedure CAMEL_OCH_MSC_DISC4

1(1)

* Procedure in the MSC perform CAMEL handling for a call release *

* Signals to the right are to the gsmSSF */

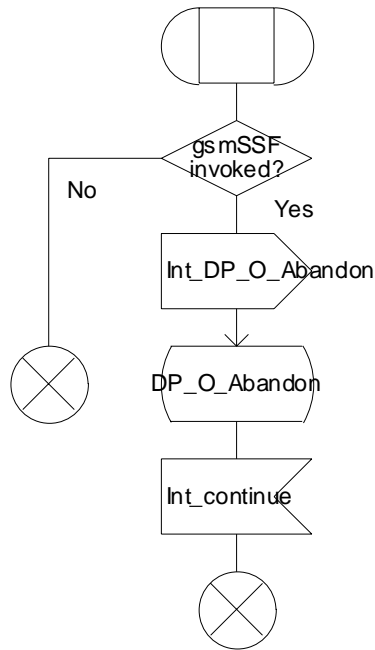


Figure 4.19: Procedure CAMEL_OCH_MSC_DISC4 (sheet 1)

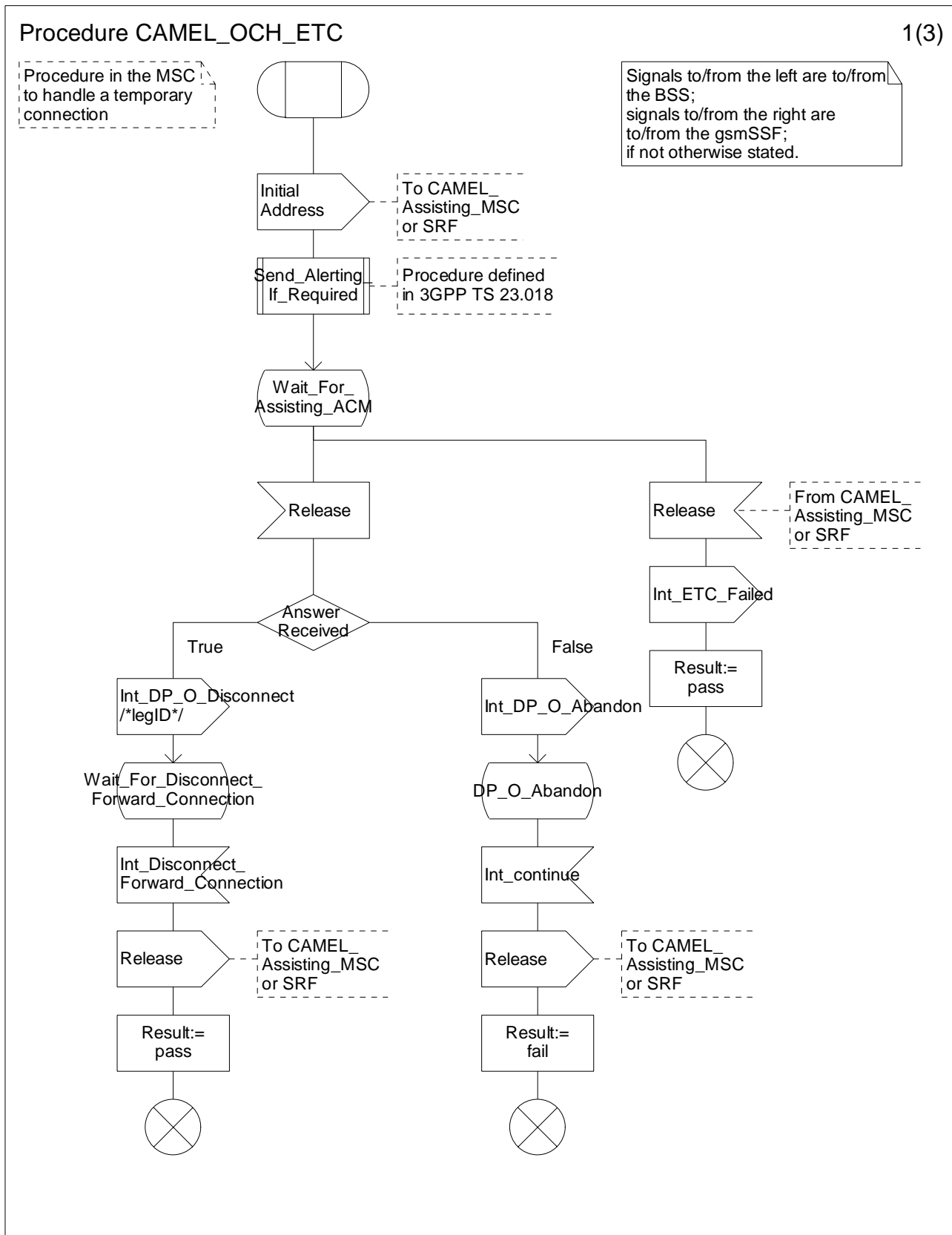


Figure 4.20a: Procedure CAMEL_OCH_ETC (sheet 1)

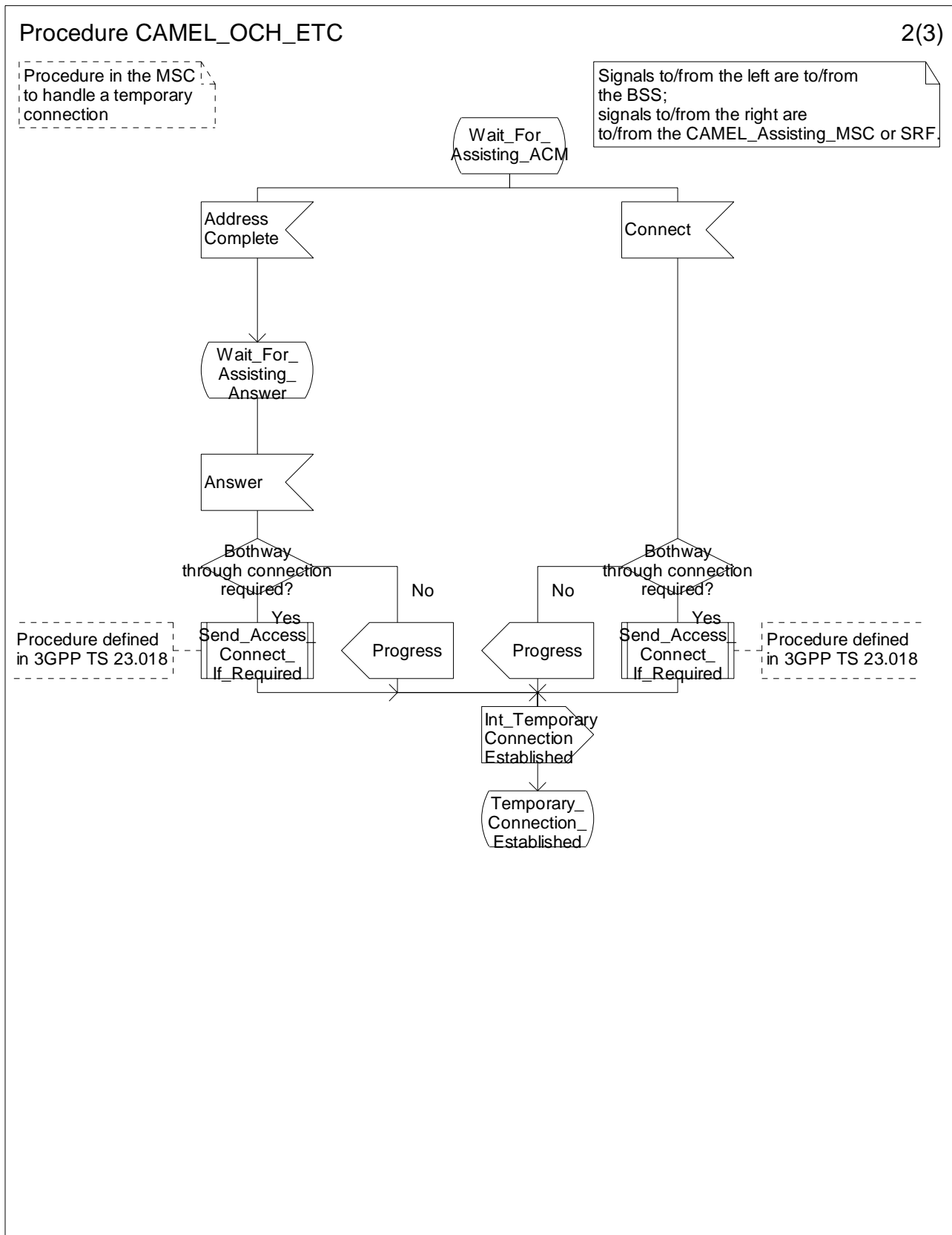


Figure 4.20b: Procedure CAMEL_OCH_ETC (sheet 2)

Procedure CAMEL_OCH_ETC

3(3)

Procedure in the MSC to handle a temporary connection

Signals to/from the left are to/from the BSS; signals to/from the right are to/from the gsmSSF; if not otherwise stated.

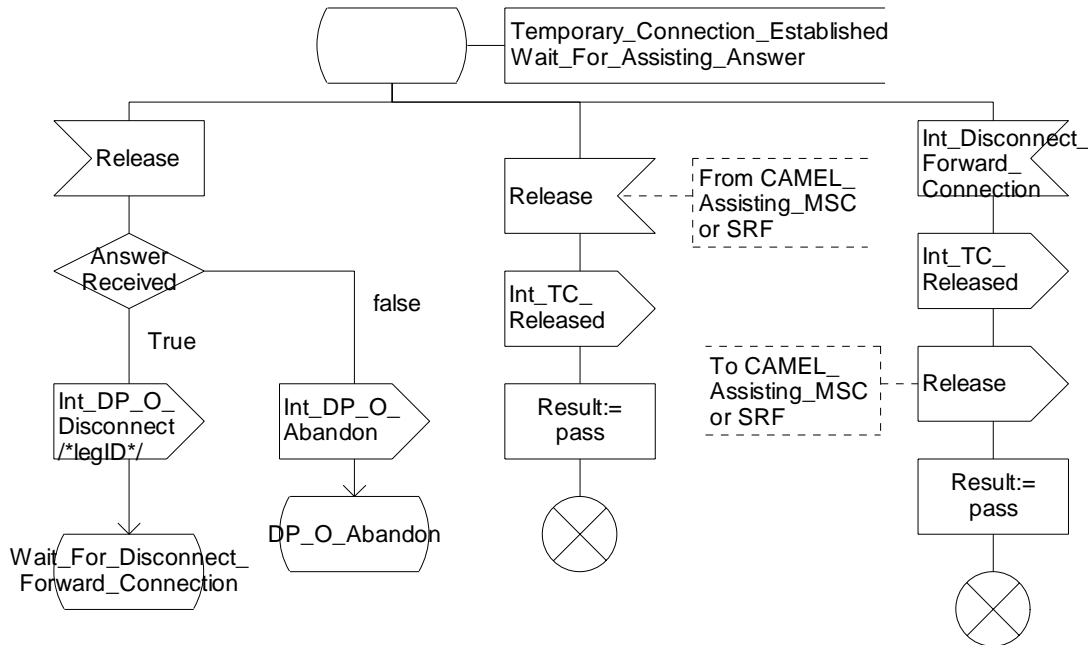


Figure 4.20c: Procedure CAMEL_OCH_ETC (sheet 3)

Procedure CAMEL_OCH_CTR

1(5)

Procedure in the originating MSC to handle a Connect To Resource operation

Signals to/from the left are to/from the BSS; signals to/from the right are to/from the gsmSSF if not otherwise stated.

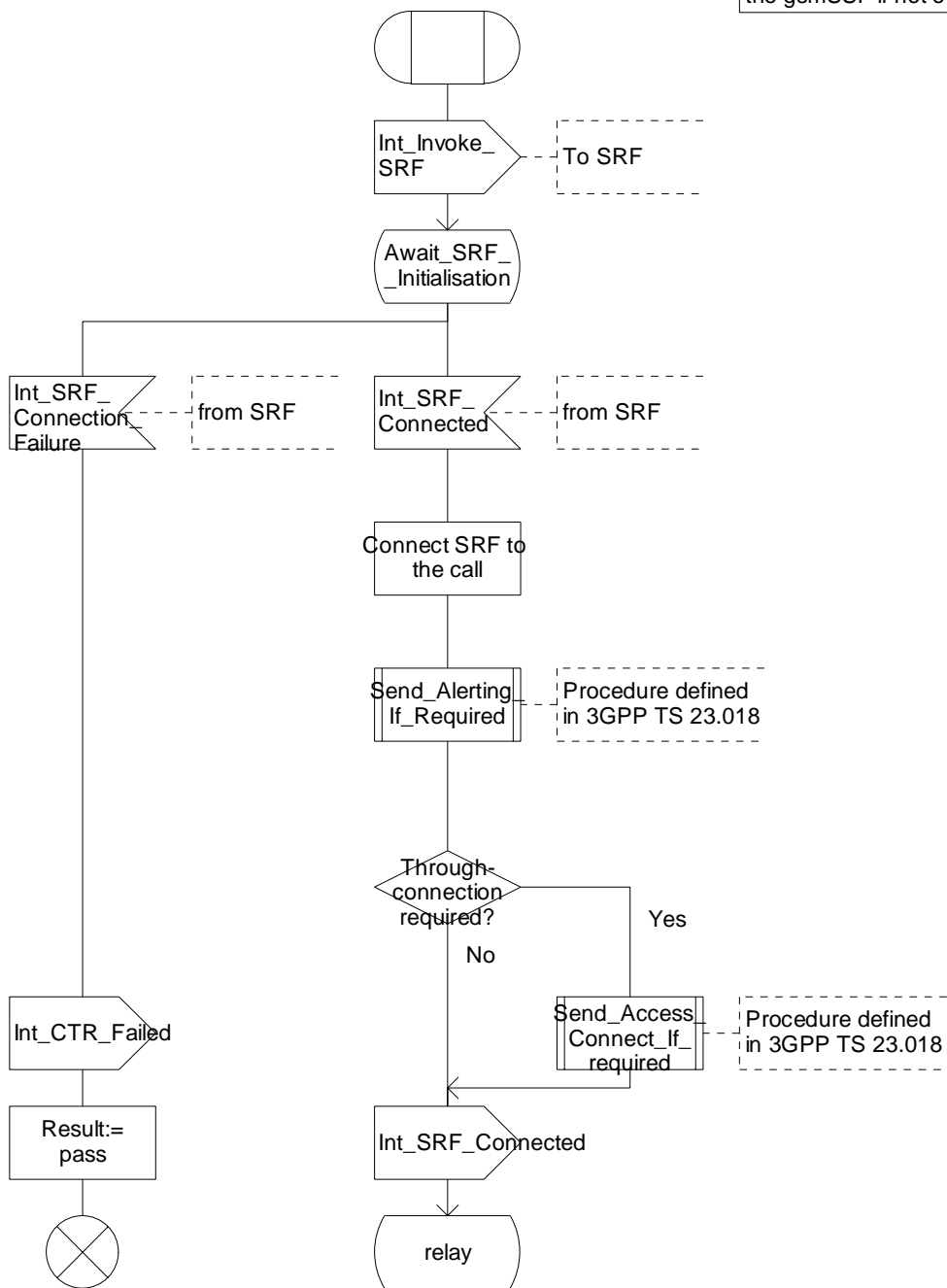


Figure 4.21a: Procedure CAMEL_OCH_CTR (sheet 1)

Procedure CAMEL_OCH_CTR

2(5)

Procedure in the originating MSC to handle a Connect To Resource operation

Signals to/from the left are to/from the BSS; signals to/from the right are to/from the gsmSSF if not otherwise stated.

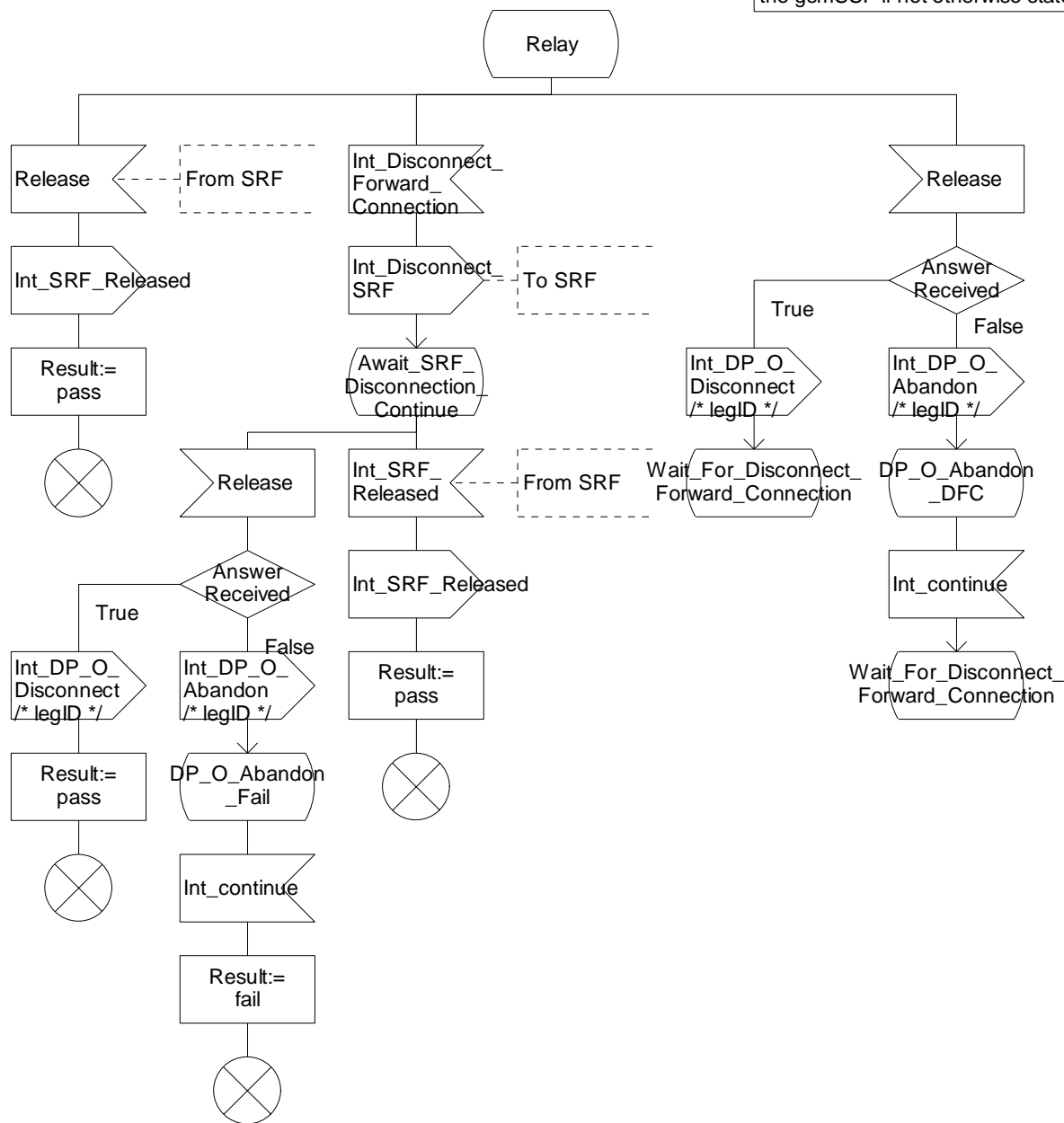


Figure 4.21b: Procedure CAMEL_OCH_CTR (sheet 2)

Procedure CAMEL_OCH_CTR

3(5)

Procedure in the originating MSC to handle a Connect To Resource operation

Signals to/from the right are to/from the gsmSSF.
Signals to/from the left are to/from the external SRF.

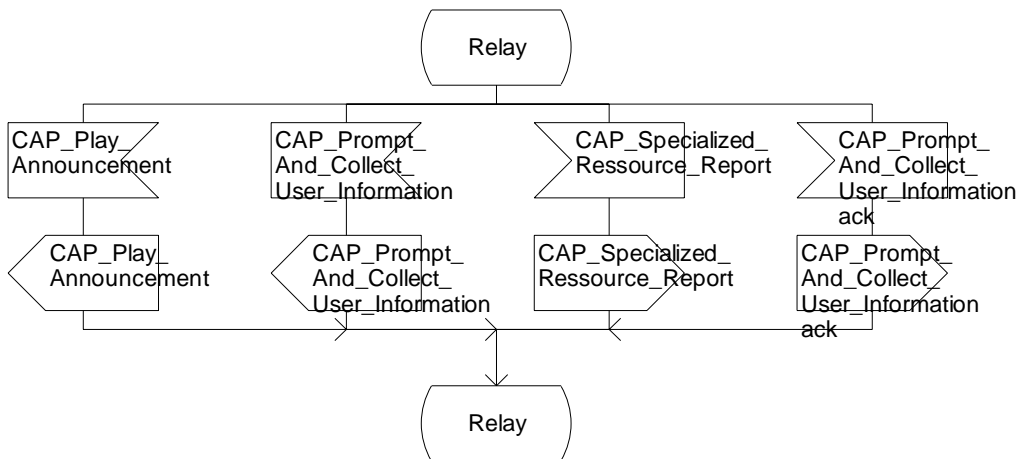


Figure 4.21c: Procedure CAMEL_OCH_CTR (sheet 3)

Procedure CAMEL_OCH_CTR

4(5)

Procedure in the originating MSC to handle a Connect To Resource operation

Signals to/from the left are to/from the BSS; signals to/from the right are to/from the gsmSSF if not otherwise stated.

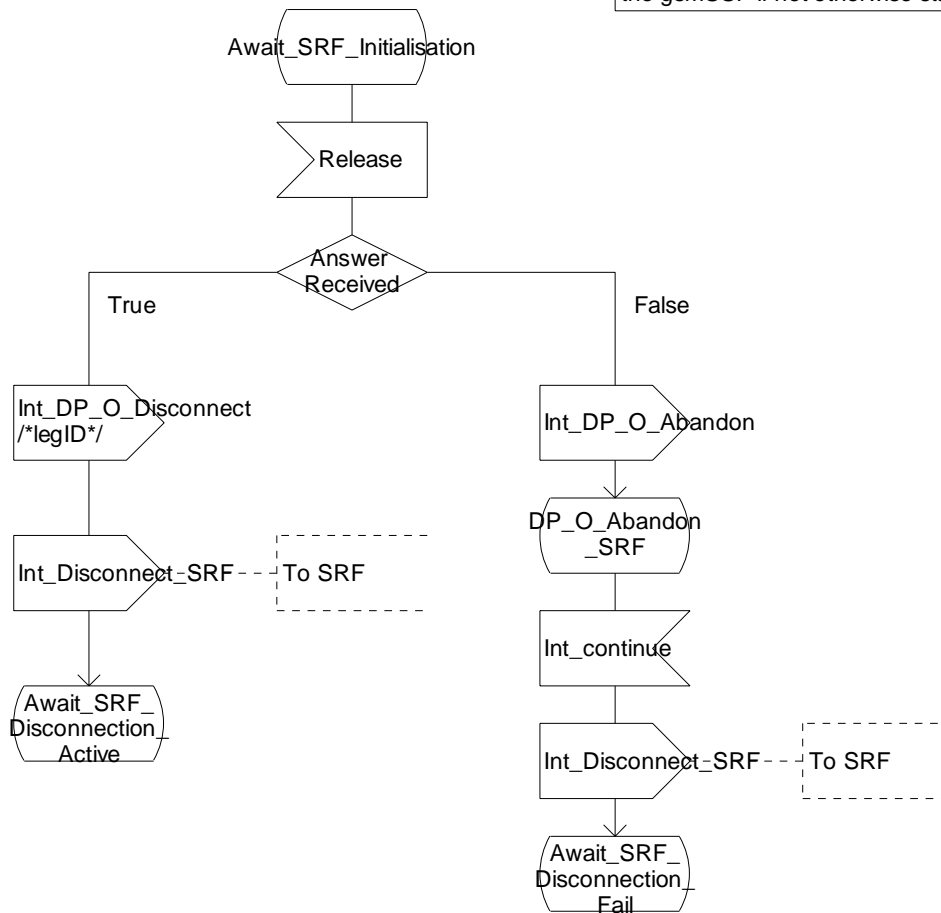


Figure 4.21d: Procedure CAMEL_OCH_CTR (sheet 4)

Procedure CAMEL_OCH_CTR

5(5)

Procedure in the originating MSC to handle a Connect To Resource operation

Signals to/from the left are to/from the BSS; signals to/from the right are to/from the gsmSSF if not otherwise stated.

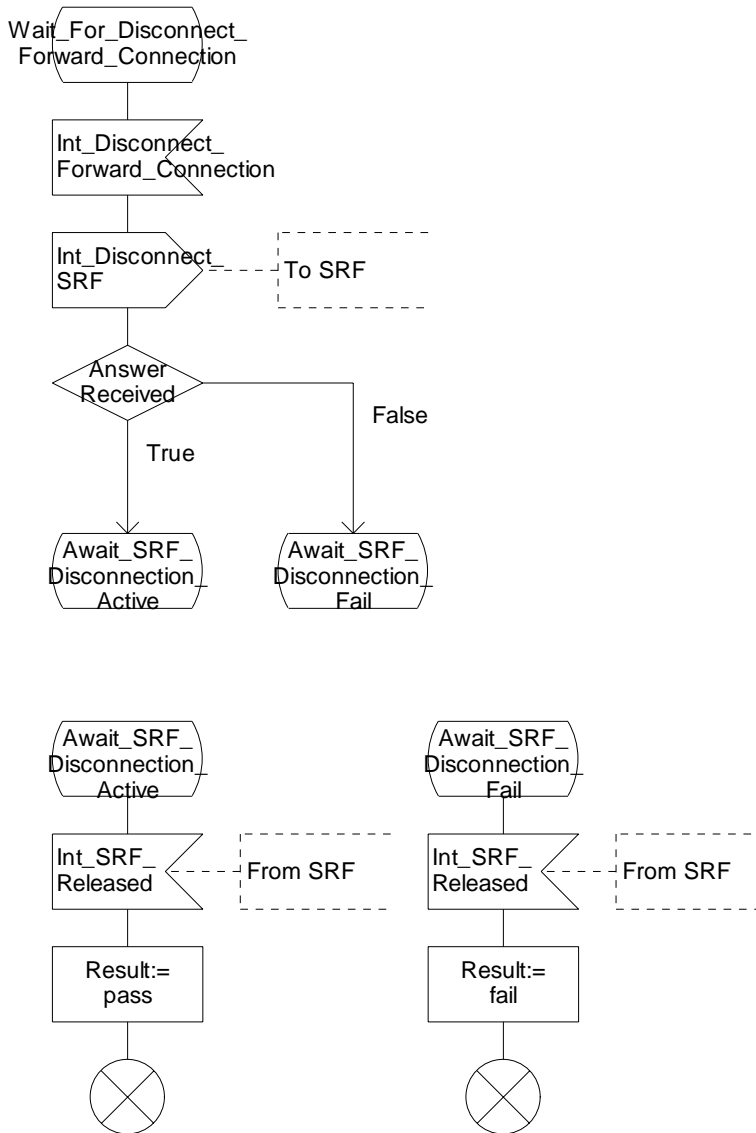


Figure 4.21e: Procedure CAMEL_OCH_CTR (sheet 5)

Procedure CAMEL_Start_TNRy

1(1)

Procedure in MSC to start the timer TNRy

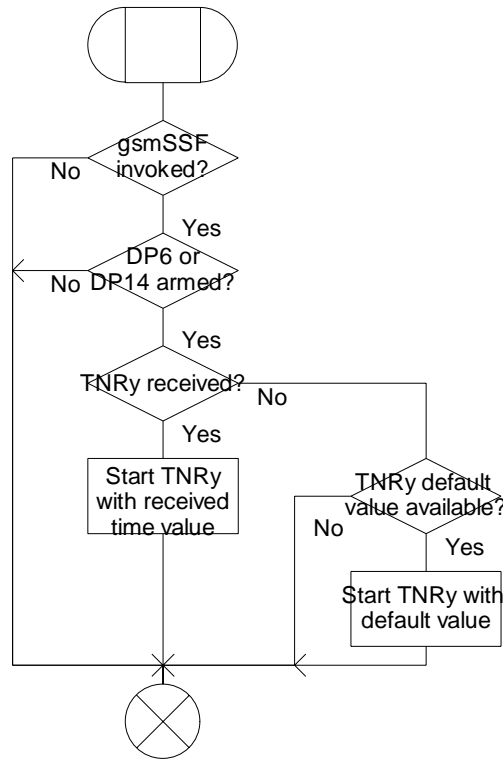


Figure 4.22: Procedure CAMEL_Start_TNRy (sheet 1)

Procedure CAMEL_Stop_TNRy

1(1)

Procedure in the MSC
to stop the timer TNRy

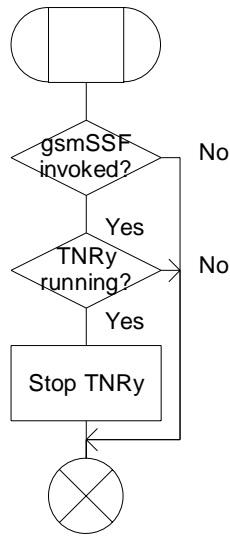


Figure 4.23: Procedure CAMEL_Stop_TNRy (sheet 1)

Procedure CAMEL_Store_Destination_Address

1(1)

Procedure in the MSC to store the destination address for an originating call leg, roaming leg or forwarding leg

Procedure CAMEL_Store_Destination_Address
FPAR IN OR, Forwarding

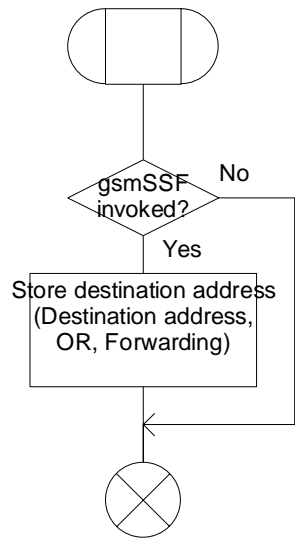


Figure 4.24: Procedure CAMEL_Store_Destination_Address (sheet 1)

Procedure CAMEL_Modify_CUG_Info

1(1)

/* Procedure in the MSC to modify CUG information for the call as instructed by the gsmSCF via the gsmSSF. */

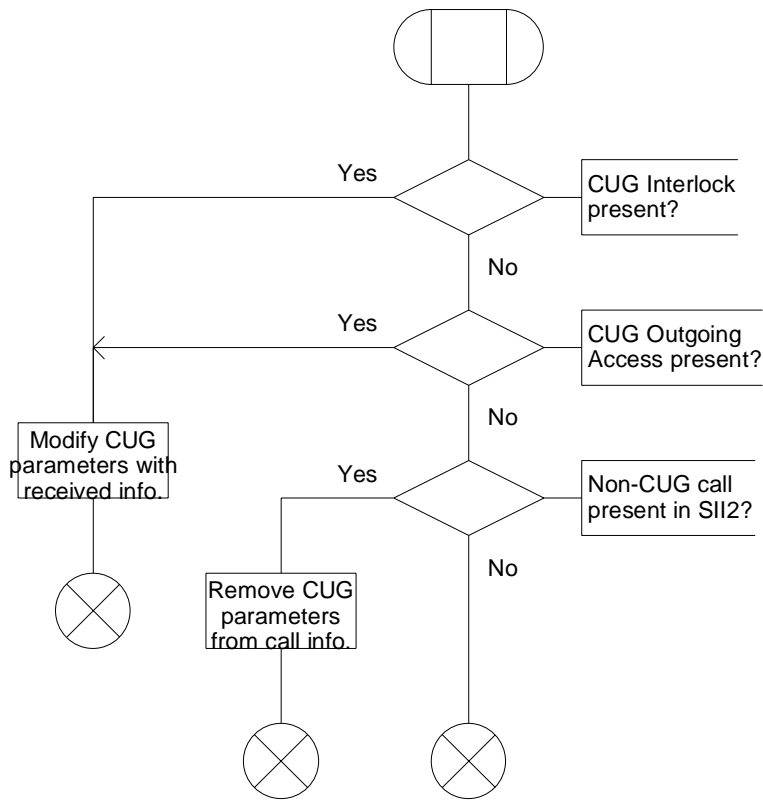


Figure 4.25: Procedure CAMEL_Modify_CUG_Info (sheet 1)

Procedure CAMEL_N_CSI_CHECK_MSC

1(1)

/* Procedure in the MSC to check the N-CSI and set the N-CSI available parameter for SIFOC accordingly.*/

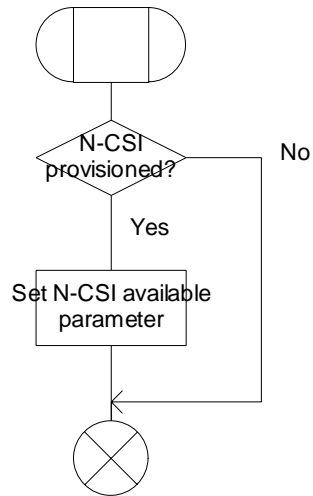


Figure 4.26: Procedure CAMEL_N_CSI_CHECK_MSC (sheet 1)

4.5.2.2 Handling of mobile originating calls in the originating VLR

The functional behaviour of the originating VLR is specified in 3GPP TS 23.018 [3]. The procedure specific to CAMEL are specified in this clause:

- Procedure CAMEL_OCH_VLR.
- Process CAMEL_Reconnected_Call_VLR.

Procedure CAMEL_OCH_VLR

1(1)

Procedure in the VLR to handle an outgoing call stop

/* Signals to/from the left are to/from the MSC */

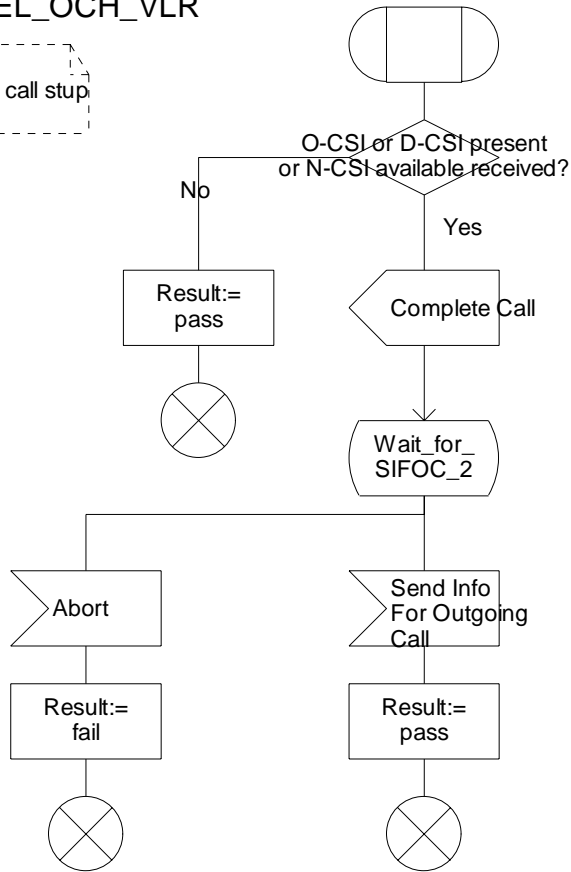


Figure 4.27: Procedure CAMEL_OCH_VLR (sheet 1)

Process CAMEL_Reconnected_Call_VLR

1(1)

Process in the VLR to handle Send_Info_For_Reconnected_Call

Signals to/from the left are to/from the MSC.

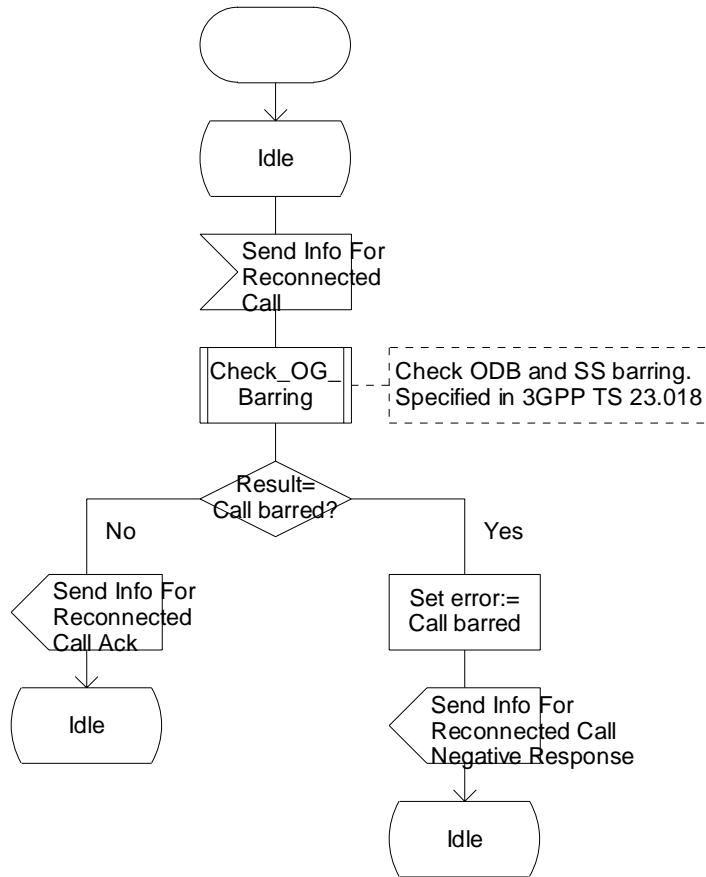


Figure 4.28: Process CAMEL_Reconnected_Call_VLR (sheet 1)

4.5.3 Retrieval of routing information

4.5.3.1 Retrieval of routing information in the GMSC

The functional behaviour of the GMSC is specified in 3GPP TS 23.018 [3]. The procedures specific to CAMEL are specified in this clause:

- Procedure CAMEL_Set_ORA_Parameters;
- Procedure CAMEL_MT_GMSC_INIT;
- Procedure CAMEL_MT_GMSC_ANSWER;
- Procedure CAMEL_MT_GMSC_DISC1;
- Procedure CAMEL_MT_GMSC_DISC2;
- Procedure CAMEL_MT_GMSC_DISC3;
- Procedure CAMEL_MT_GMSC_DISC4;
- Procedure CAMEL_MT_GMSC_DISC5;
- Procedure CAMEL_MT_GMSC_DISC6;
- Procedure CAMEL_MT_CTR;
- Procedure CAMEL_MT_ETC;
- Procedure CAMEL_Start_TNRy;
- Procedure CAMEL_Stop_TNRy;
- Procedure CAMEL_MT_GMSC_Notify_CF.

NOTE: Procedure CAMEL_MT_GMSC_DISC3 applies to CAMEL Phase 1 only.

The procedure Send_ACM_If_Required is specified in 3GPP TS 23.018 [3].

The following paragraphs give details on the behaviour of the GMSC in the procedure CAMEL_MT_GMSC_INIT.

4.5.3.1.1 Action of the GMSC on receipt of Int_Release_Call

An ISUP_Release is sent to the originating exchange and resources are released.

4.5.3.1.2 Action of the GMSC on receipt of Int_Error

The GMSC checks in T-CSI the default Call Handling parameter.

If the default call handling is release call, an ISUP_Release is sent to the originating exchange. The MSC then releases all call resources and the procedure CAMEL_MT_GMSC_INIT returns result=fail.

If the default call handling is continue call, the MSC continue call handling without CAMEL support.

4.5.3.1.3 Action of the GMSC on receipt of Int_Continue

If a FTN has been stored the information received from HLR is used to overwrite corresponding call parameters. Note that the MSISDN is replaced by the FTN as the Called party number. The redirection counter is incremented.

If no FTN has been stored, a Send Routing Info message including a T-CSI suppression parameter is sent to the HLR. The Send Routing Info includes an indication which CAMEL Phases are supported by the GMSC/gsmSSF.

4.5.3.1.4 Action of the GMSC on receipt of Int_Continue_With_Argument

If an FTN has been stored, the information received from HLR is used to overwrite corresponding call parameters. The MSISDN is replaced by the FTN as the Called party number. The redirection counter is incremented.

If no FTN has been stored, a Send Routeing Info message including a T-CSI suppression parameter is sent to the HLR. The Send Routing Info includes an indication which CAMEL phases are supported by the GMSC/gsmSSF.

The MSC shall replace the call parameters by the information received in the Int_Continue_With_Argument message. Call parameters which are not included in the Int_Continue_With_Argument message are unchanged.

Signalling limitations or regulatory requirements may require the Calling Party Category, Generic Number, Original Called Party Number and Redirecting Party ID to be ignored or modified.

4.5.3.1.5 Action of the GMSC on receipt of Int_Connect

If the Destination Number received from the gsmSCF (via the gsmSSF) is the same as the ISUP Called party number, i.e. the MSISDN, the following parameters, if received, are used to overwrite the corresponding ISUP parameters (for mapping see 3GPP TS 29.078 [5]): Calling Party Category and Generic Number. If received, the Announcement Suppression Indicator is stored. The further processing is described in clause 4.5.3.1.3 with the addition that the Announcement Suppression indicator, if stored, is sent to the HLR in the Send_Routeing_Info message.

If:

- the Destination Number received from the gsmSCF (via the gsmSSF) is not the same as the stored ISUP Called party number, i.e. the MSISDN; and
- a CUG active indication was received from the HLR; and
- CUG information was received in the ISUP_IAM for the incoming call;

then an exception event is reported to the process gsmSSF, an ISUP_Release is sent to the originating exchange and all resources are released.

Otherwise the following parameters, if received, are used to overwrite the corresponding ISUP parameters (for mapping see 3GPP TS 29.078 [5]): Destination Number, Calling Party Category, Generic Number, Original Called Party ID, Redirecting Party ID and Redirection Information. Call parameters that are not included in the Int_Connect message are unchanged.

As a network operator option loop prevention mechanisms may cause the redirection information to be ignored or modified (e.g., if the Redirection counter has been decreased).

Signalling limitations or regulatory requirements may require the Calling Party Category, Generic Number, Original Called Party Number and Redirecting Party ID to be ignored or modified.

The network signalling system shall indicate that this is an internal network number.

4.5.3.1.6 Action of the GMSC on receipt of Send_Routeing_Info Negative Response (at state Wait_For_Routeing_Info_2)

An exception event is reported to the process gsmSSF. If the Announcement Suppression indicator has been received from the gsmSCF (via the gsmSSF) any announcements or tones shall be suppressed.

4.5.3.1.7 Action of the GMSC on receipt of Send_Routeing_Info ack with MSRN (at state Wait_For_Routeing_Info_2)

An ISUP_IAM with the MSRN as Called party number is constructed.

4.5.3.1.8 Action of the GMSC on receipt of Send_Routeing_Info ack with FTN (at state Wait_For_Routeing_Info_2)

The information received from HLR is used to overwrite corresponding call parameters (for details see 3GPP TS 23.018 [3]). The redirection counter is incremented.

4.5.3.1.9 Action of the GMSC on receipt of Send_Routeing_Info ack with O-CSI and/or D-CSI and FTN (at state Wait_For_Routeing_Info_2)

The information received from the HLR is used to overwrite corresponding call parameters. The redirection counter is incremented. The Called Party Number is set to FTN. The O-CSI and/or D-CSI is stored.

4.5.3.1.10 Action of the GMSC in procedure CAMEL_MT_ETC

In procedure CAMEL_MT_ETC (sheet 2) the GMSC will remain in the Wait_For_Assiting_Answer state until it receives an ISUP Answer Message (ANM) or timeout occurs. This is to ensure that a call record is always generated for every successful establishment of a temporary connection to a gsmSRF, especially in the case where the connection is between PLMNs.

NOTE: This means that it may not be possible to access an SRF which does not generate an ISUP Answer Message (ANM).

If a Progress message is sent towards the MS the progress indicator shall indicate "In Band Information".

4.5.3.1.11 Action of the GMSC in procedure CAMEL_MT_GMSC_Notify_CF

The Forwarding reason is taken from the Send Routeing Info ack (for early call forwarding) or the Resume Call Handling (for Optimal Routeing of Late Call Forwarding).

The Int_DP_T_No_Answer and Int_DP_T_Busy messages include a parameter to indicate that the call has encountered conditional call forwarding. The gsmSSF will transfer this parameter to the CAP_Event_Report_BCSM message which it sends to the gsmSCF.

Procedure CAMEL_Set_ORA_Parameters

1(1)

/* Procedure in the GMSC
to set CAMEL parameters for
the procedure Obtain_Routeing_Address. */

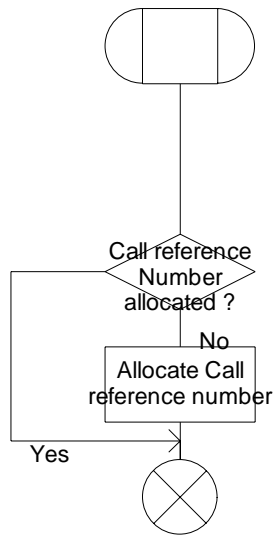


Figure 4.29: Procedure CAMEL_Set_ORA_Parameters (sheet 1)

Procedure CAMEL_MT_GMSC_INIT

1(8)

/* Process in the GMSC to perform CAMEL handling for a terminating call request */

/* Signals to/from the right are to/from the gsmSSF. */

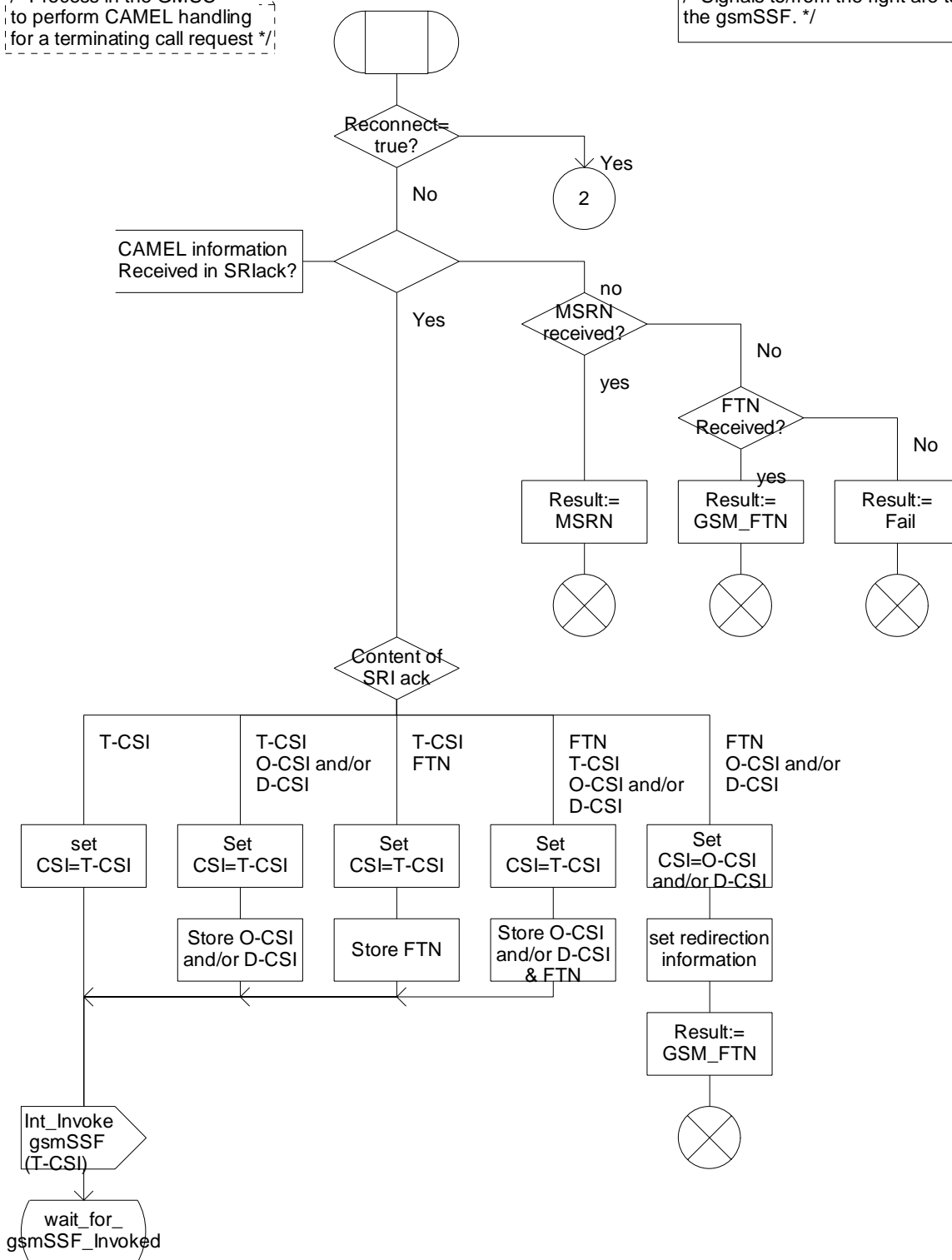


Figure 4.30a: Procedure CAMEL_MT_GMSC_INIT (sheet 1)

Procedure CAMEL_MT_GMSC_INIT

2(8)

/* Process in the GMSC to perform CAMEL handling for a terminating call request */

Signals to/from the left are to/from the originating exchange; signals to/from the right are to/from the gsmSSF

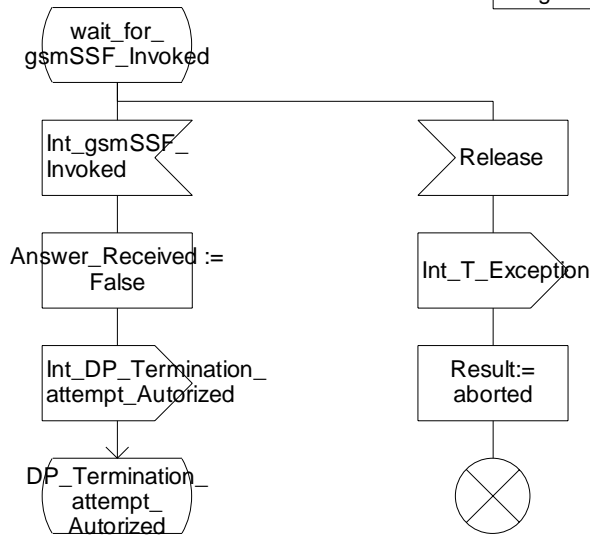


Figure 4.30b: Procedure CAMEL_MT_GMSC_INIT (sheet 2)

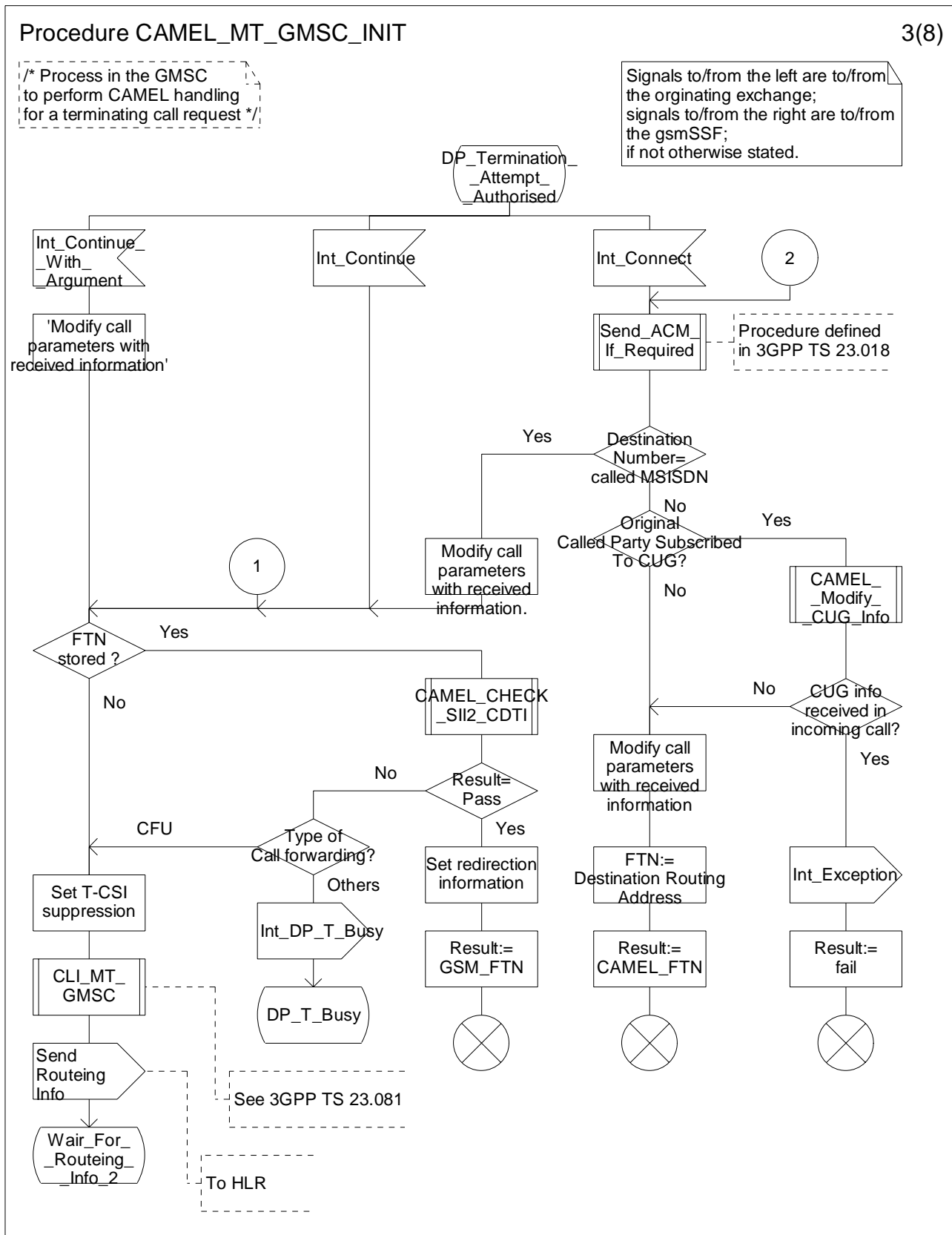


Figure 4.30c: Procedure CAMEL_MT_GMSC_INIT (sheet 3)

Procedure CAMEL_MT_GMSC_INIT

4(8)

Process in the GMSC to perform CAMEL handling for a terminating call request

Signals to/from the left are to/from the originating exchange; signals to/from the right are to/from the gsmSSF; if not otherwise stated.

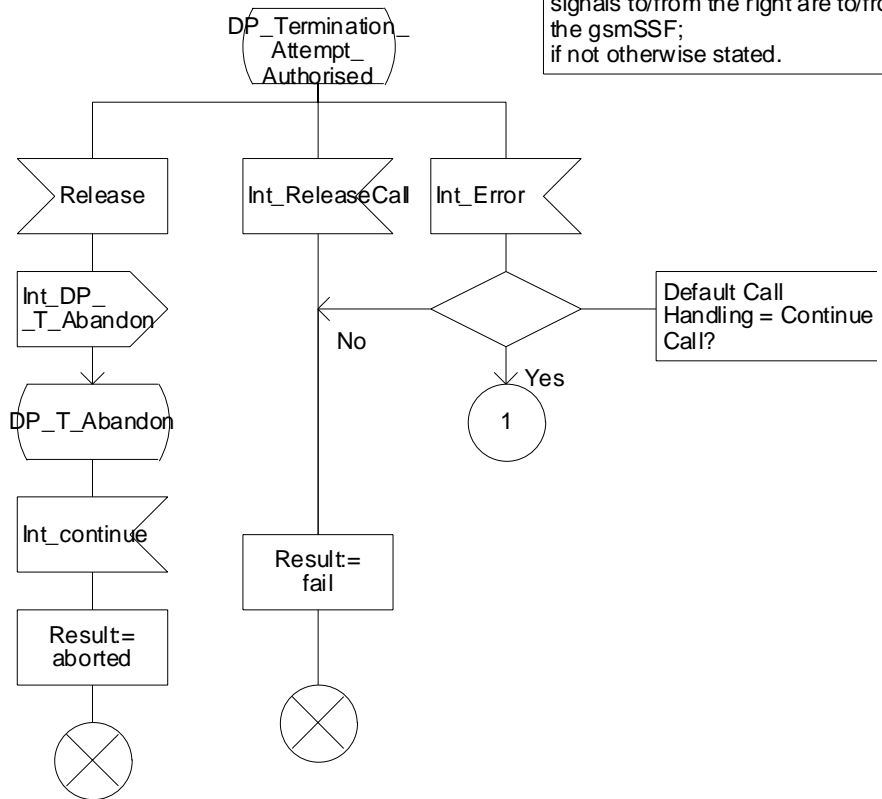


Figure 4.30d: Procedure CAMEL_MT_GMSC_INIT (sheet 4)

Procedure CAMEL_MT_GMSC_INIT

5(8)

/* Process in the GMSC to perform CAMEL handling for a terminating call request */

Signals to/from the right are to/from the gsmSSF.

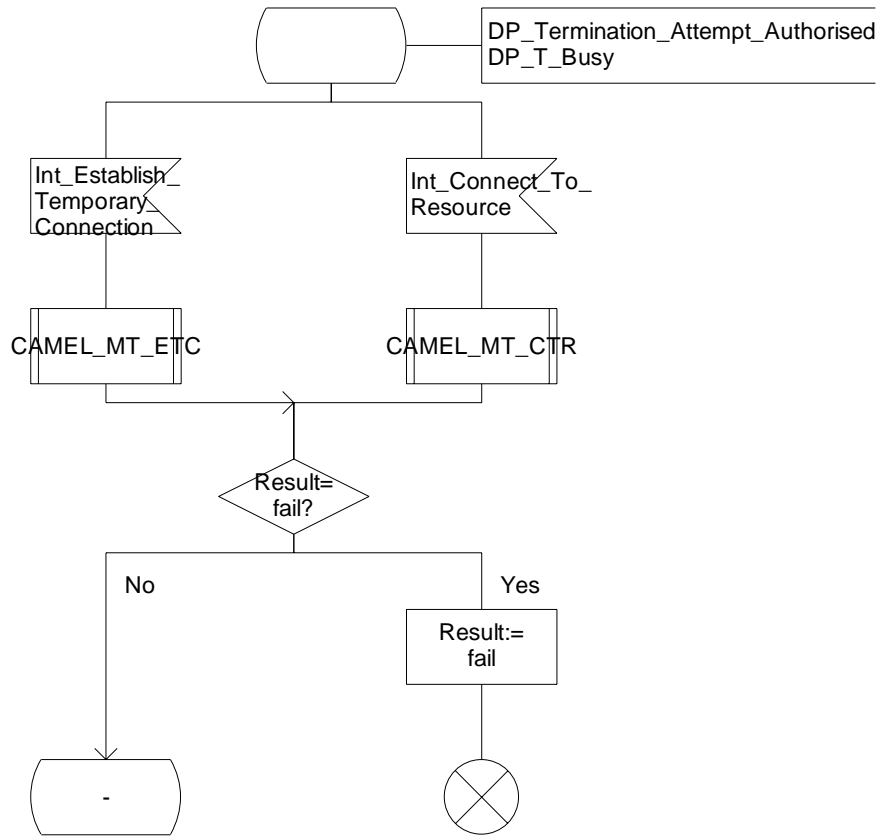


Figure 4.30e: Procedure CAMEL_MT_GMSC_INIT (sheet 5)

Procedure CAMEL_MT_GMSC_INIT

6(8)

Process in the GMSC to perform CAMEL handling for a terminating call request

Signals to/from the right are to/from the gsmSSF; if not otherwise stated.

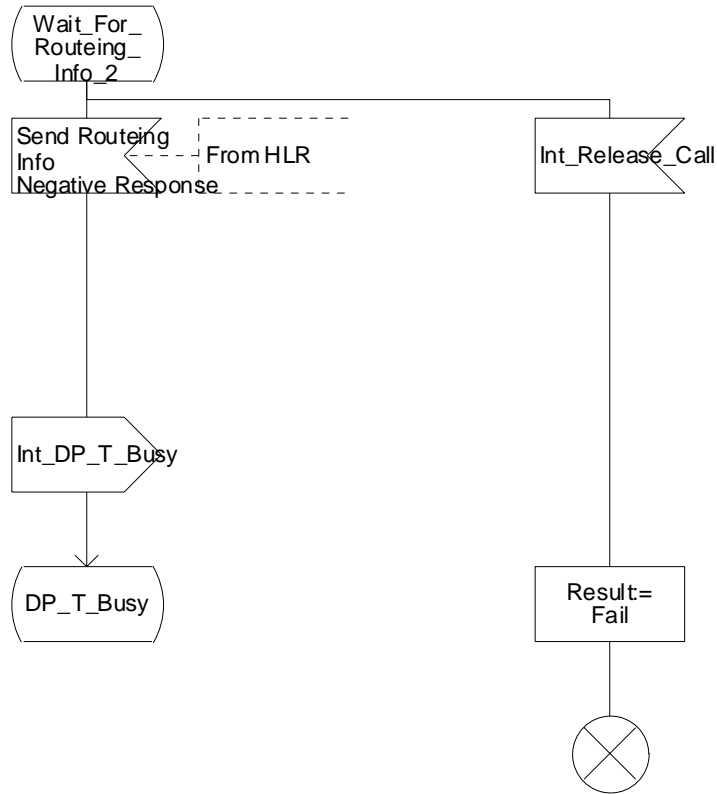


Figure 4.30f: Procedure CAMEL_MT_GMSC_INIT (sheet 6)

Procedure CAMEL_MT_GMSC_INIT

7(8)

/* Process in the GMSC to perform CAMEL handling for a terminating call request */

/* Signals to/from the left are to/from the originating exchange; signals to/from the right are to/from the gsmSSF; if not otherwise stated. */

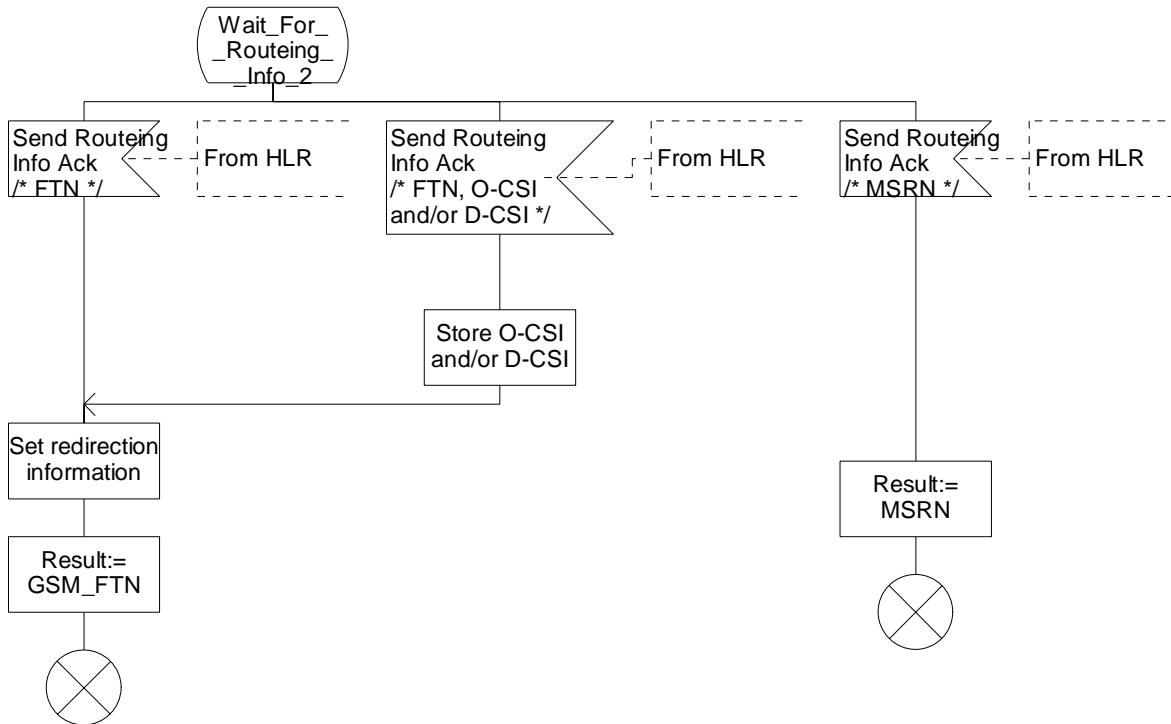


Figure 4.30g: Procedure CAMEL_MT_GMSC_INIT (sheet 7)

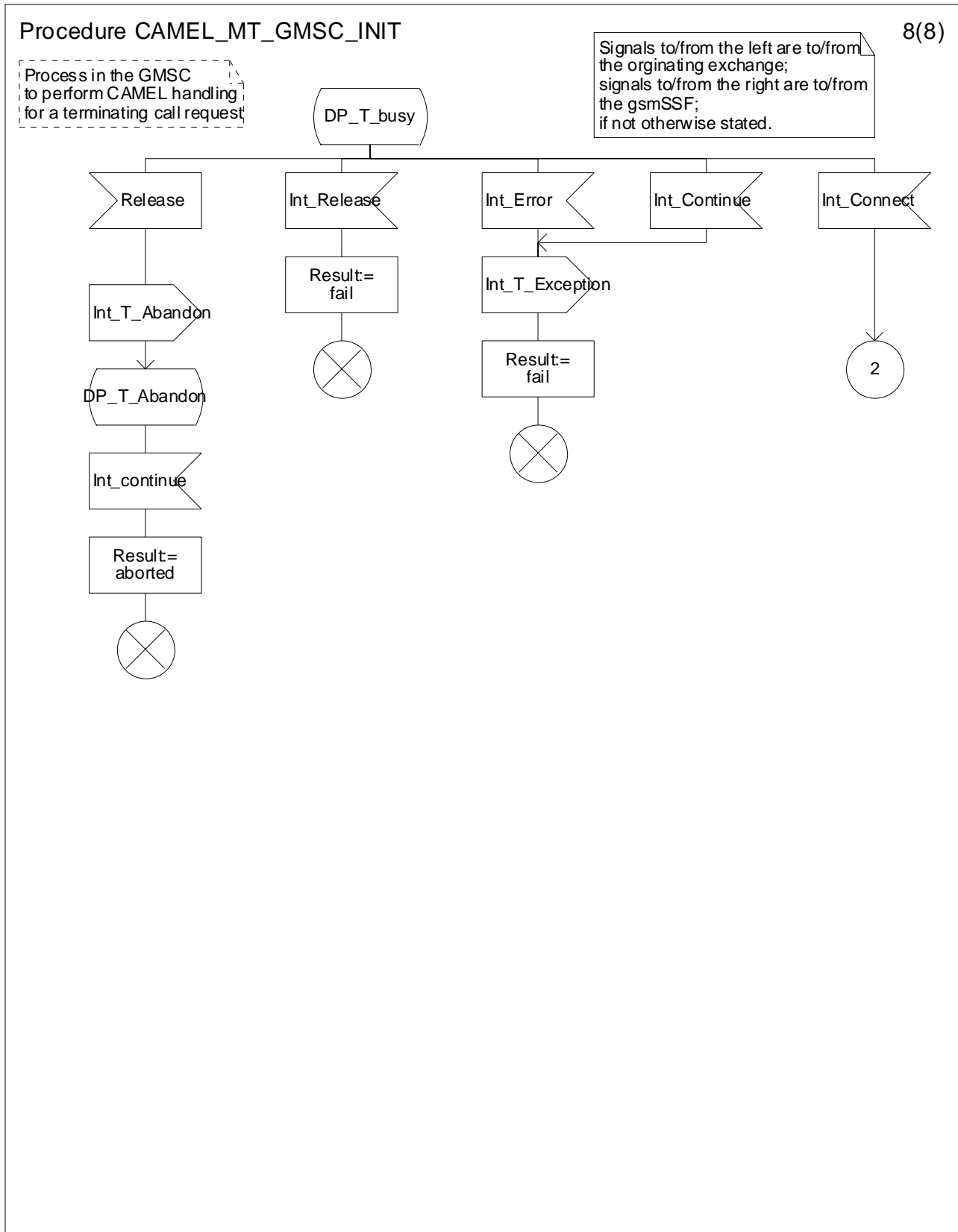


Figure 4.30h: Procedure CAMEL_MT_GMSC_INIT (sheet 8)

Procedure CAMEL_MT_GMSC_ANSWER

1(2)

/* Process in the GMSC to handle a terminating call request */

/* Signals to/from the left are to/from the originating exchange; signals to/from the right are to/from the terminating exchange if not otherwise stated. */

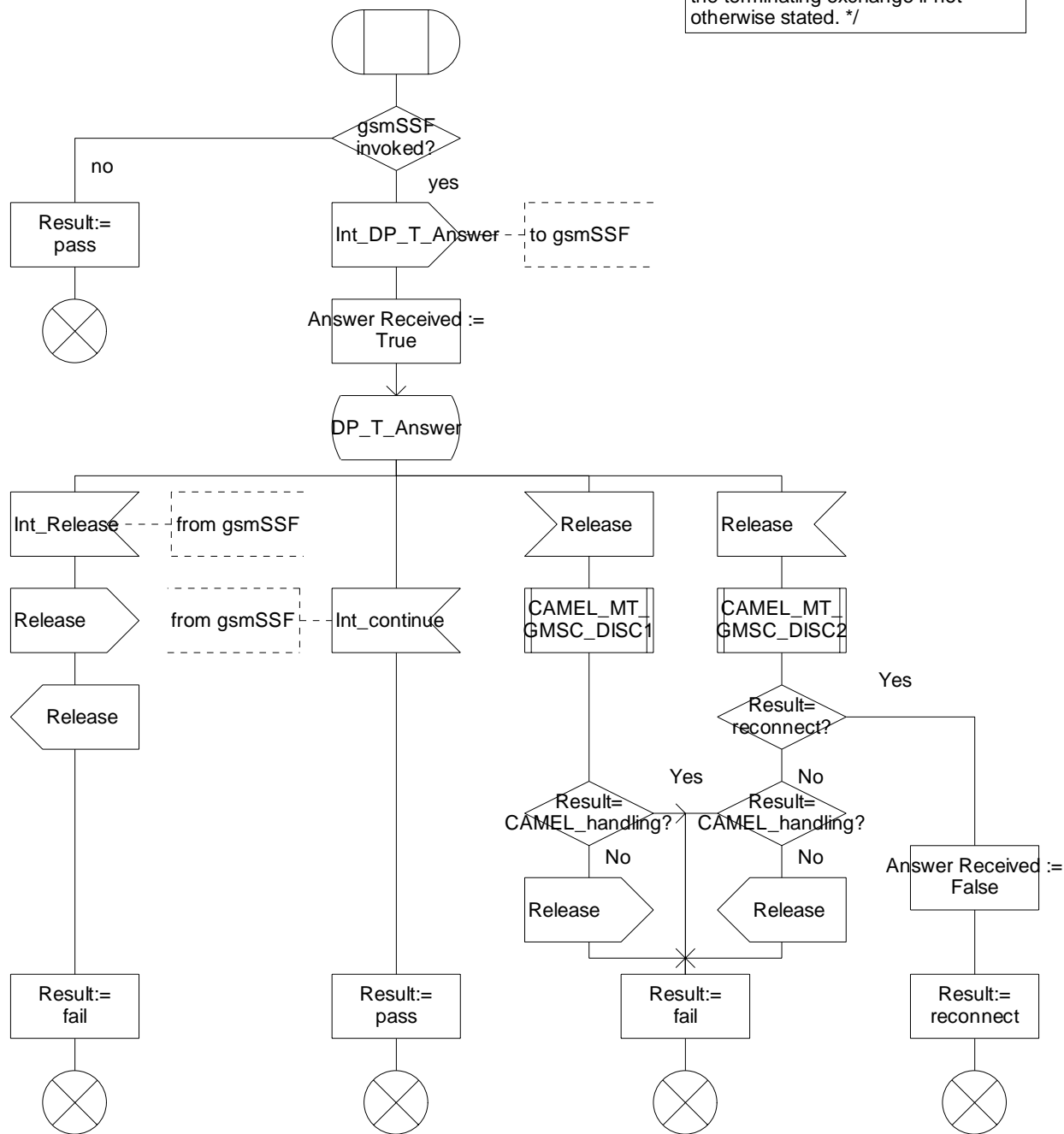


Figure 4.31a: Procedure CAMEL_MT_GMSC_ANSWER (sheet 1)

Procedure CAMEL_MT_GMSC_ANSWER

2(2)

/* Process in the GMSC to handle a terminating call request */

/* Signals to/from the left are to/from the originating exchange; signals to/from the right are to/from the terminating exchange if not otherwise stated. */

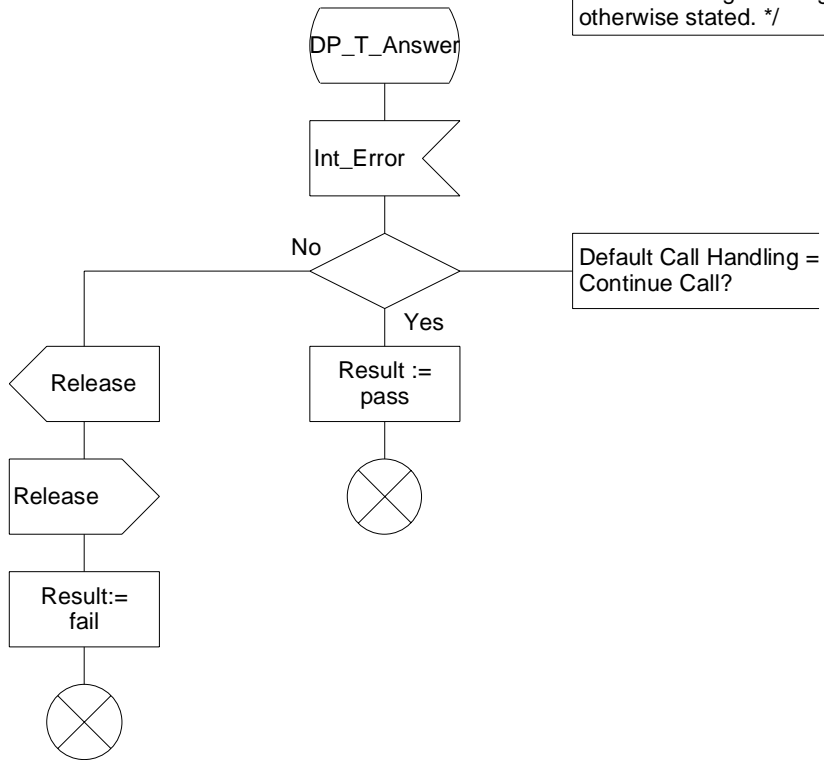


Figure 4.31b: Process CAMEL_MT_GMSC_ANSWER (sheet 2)

Procedure CAMEL_MT_GMSC_DISC1

1(1)

/* Process in the GMSC to handle a terminating call request */

/* Signals to/from the right are to/from the gsmSSF if not otherwise stated. */

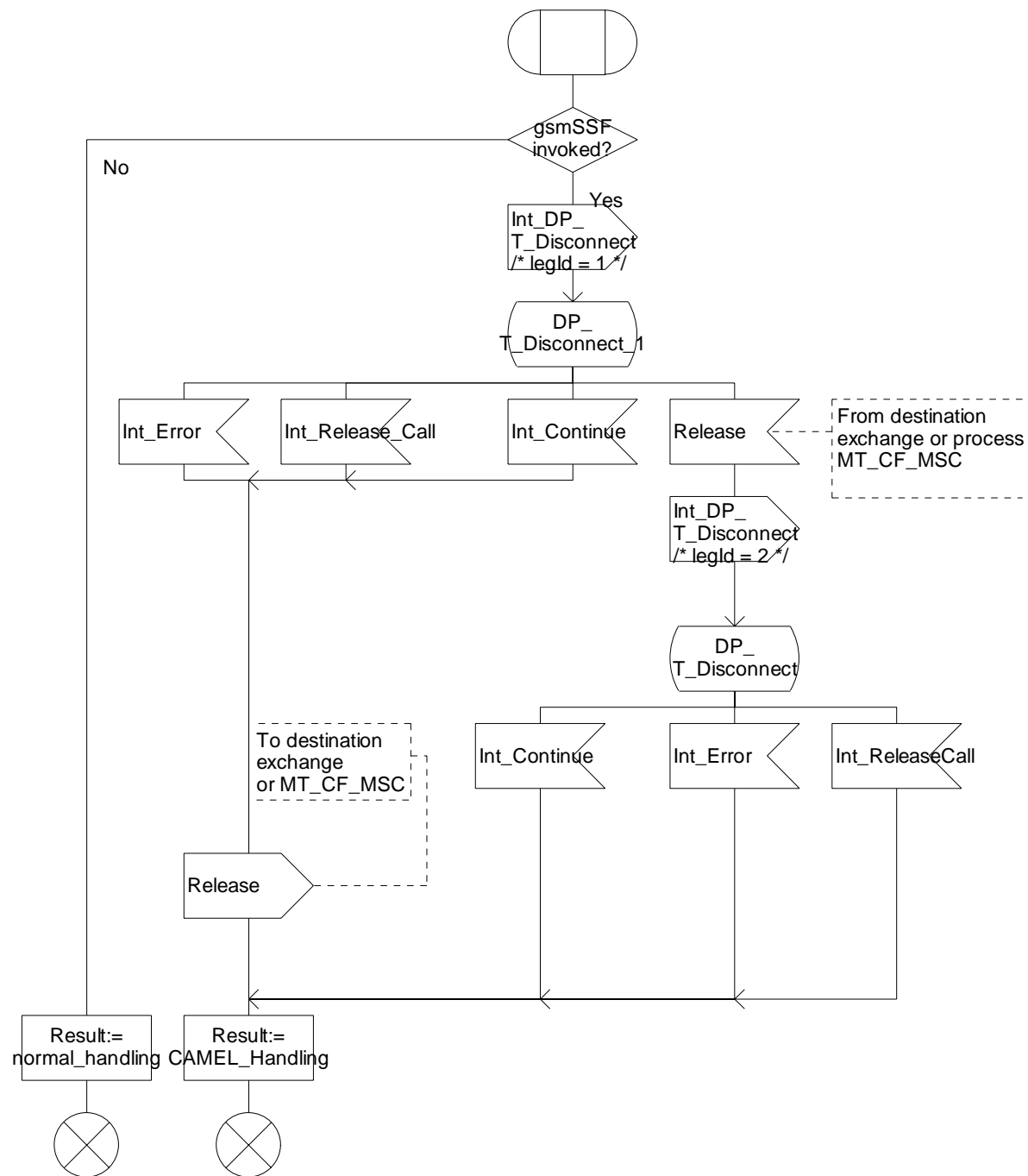


Figure 4.32: Procedure CAMEL_MT_GMSC_DISC1 (sheet 1)

Procedure CAMEL_MT_GMSC_DISC2

1(2)

/* Process in the GMSC to handle a terminating call request */

/* Signals to/from the left are to/from the originating exchange; signals to/from the right are to/from the gsmSSF if not otherwise stated. */

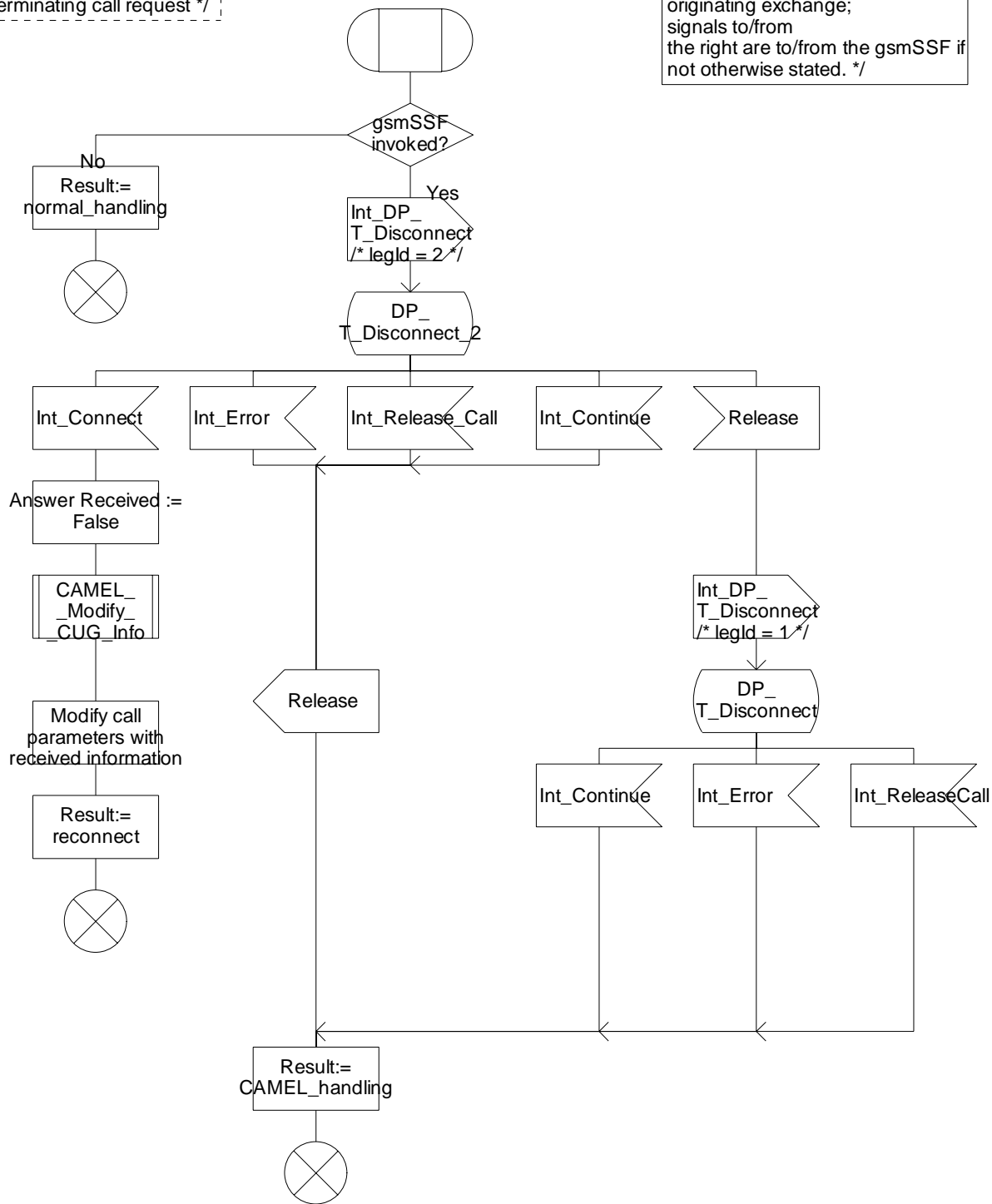


Figure 4.33a: Procedure CAMEL_MT_GMSC_DISC2 (sheet 1)

Procedure CAMEL_MT_GMSC_DISC2

2(2)

/* Process in the GMSC to handle a terminating call request */

Signals to/from the right are to/from the gsmSSF.

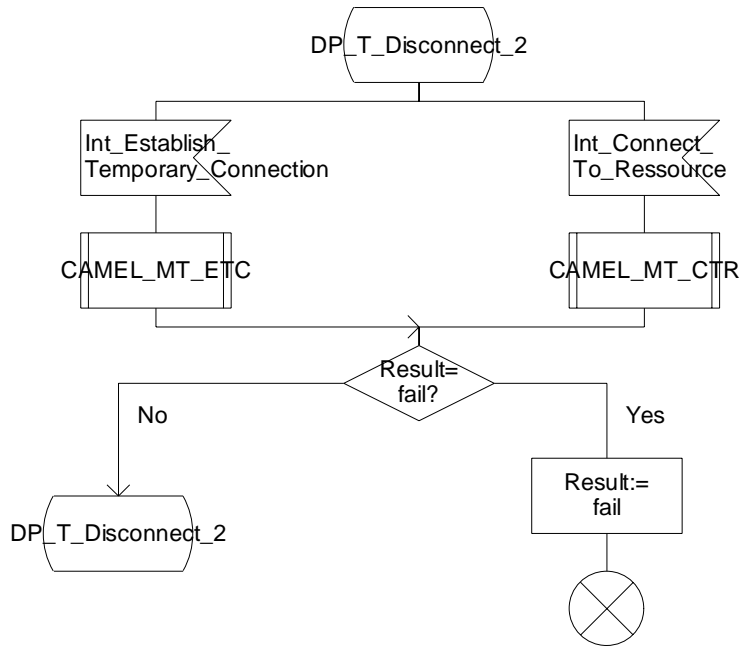


Figure 4.33b: Procedure CAMEL_MT_GMSC_DISC2 (sheet 2)

Procedure CAMEL_MT_GMSC_DISC3

CAMTD3_1(1)

Procedure in the GMSC to handle premature release of a CAMEL call

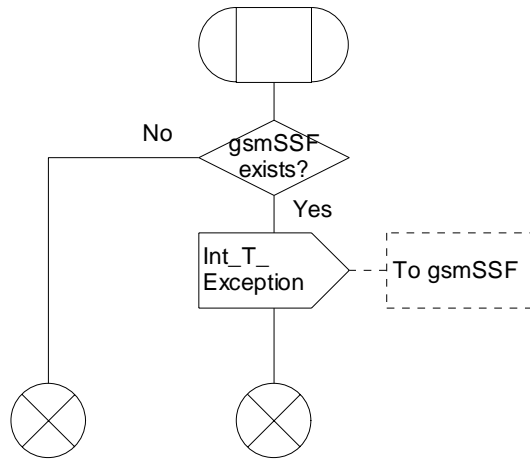


Figure 4.34: Procedure CAMEL_MT_GMSC_DISC3 (sheet 1)

Procedure CAMEL_MT_GMSC_DISC4

1(3)

/* Procedure in the GMSC to handle a terminating call request */

/* Signals to/from the left are to/from the originating exchange; signals to/from the right are to/from the gsmSSF. */

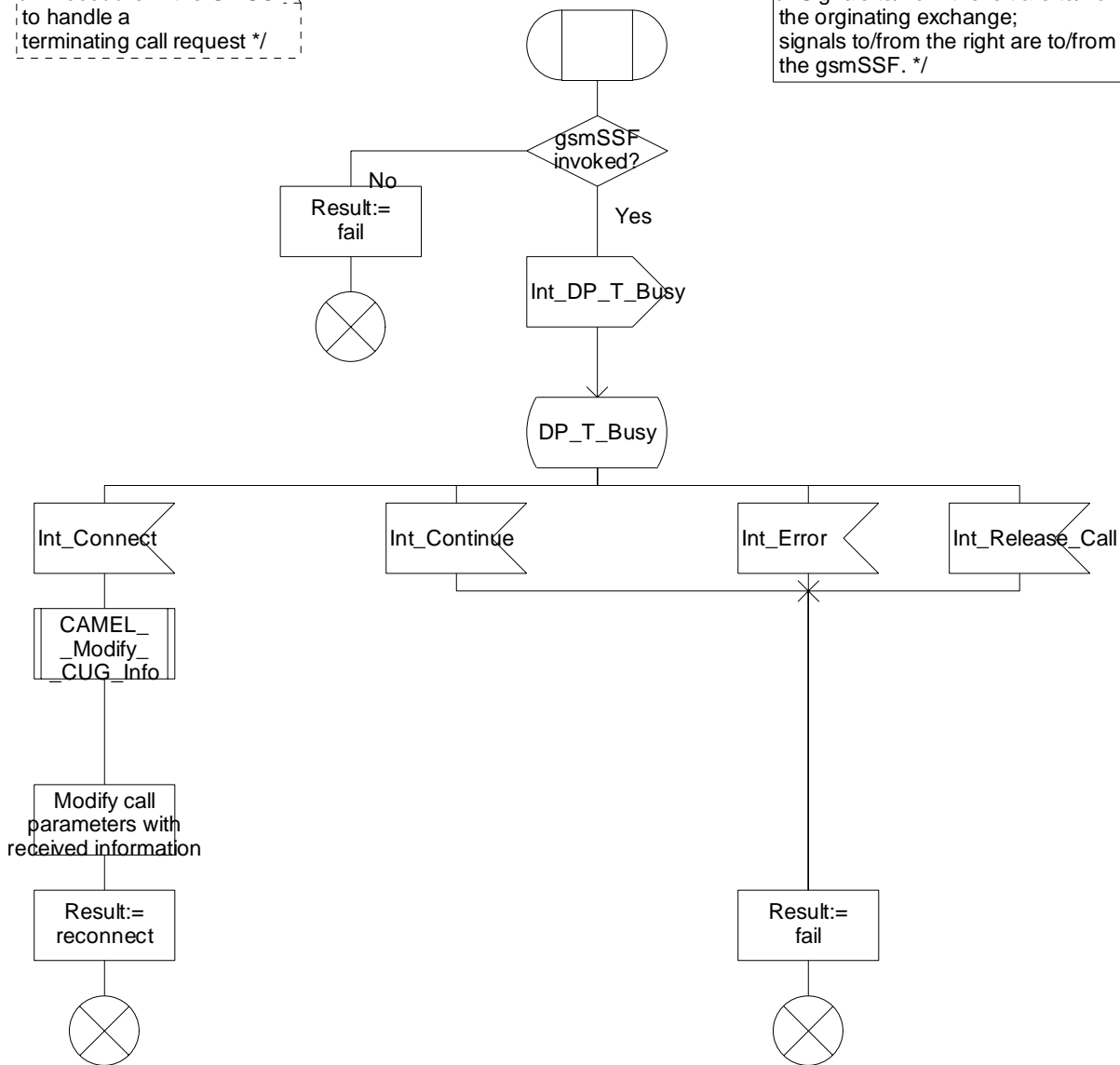


Figure 4.35a: Procedure CAMEL_MT_GMSC_DISC4 (sheet 1)

Procedure CAMEL_MT_GMSC_DISC4

2(3)

/* Procedure in the GMSC to handle a terminating call request */

Signals to/from the right are to/from the gsmSSF if not otherwise stated.

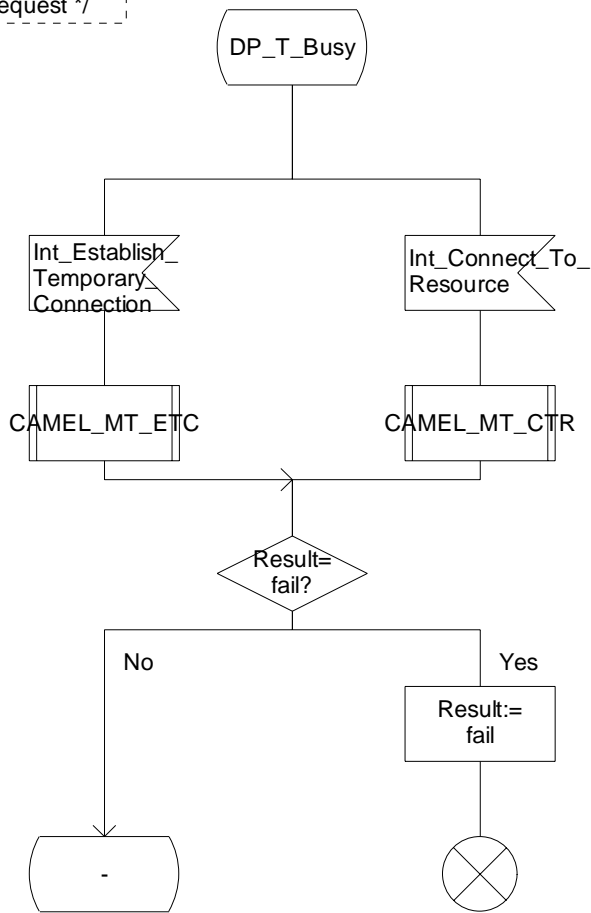


Figure 4.35b: Procedure CAMEL_MT_GMSC_DISC4 (sheet 2)

Procedure CAMEL_MT_GMSC_DISC4

3(3)

/* Procedure in the GMSC to handle a terminating call request */

Signals to/from the left are to/from the orginating exchange; signals to/from the right are to/from the gsmSSF.

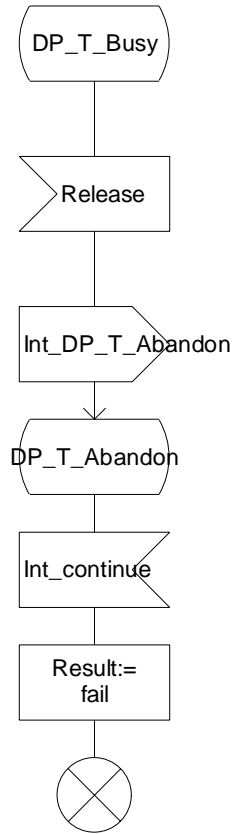


Figure 4.35c: Procedure CAMEL_MT_GMSC_DISC4 (sheet 3)

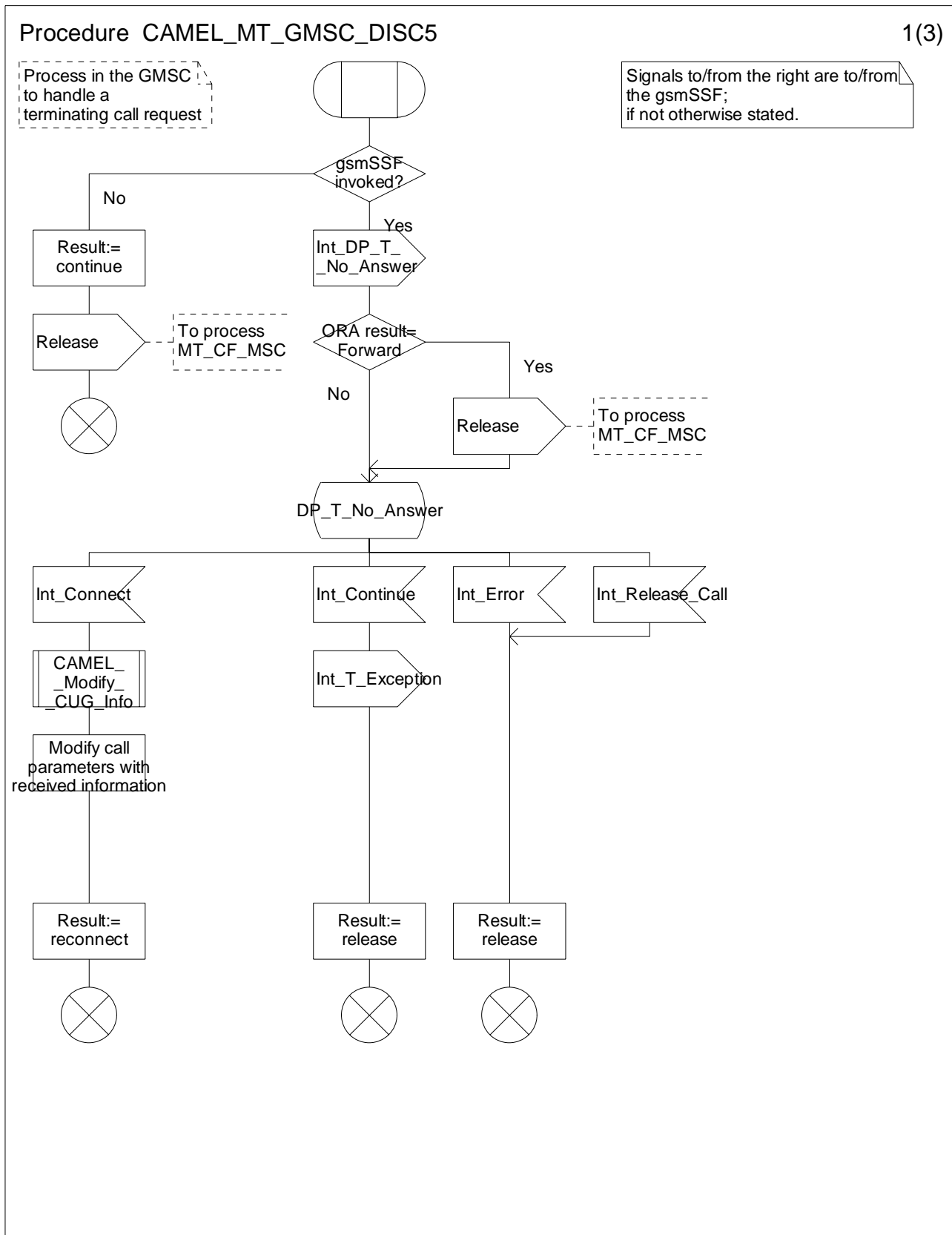


Figure 4.36a: Procedure CAMEL_MT_GMSC_DISC5 (sheet 1)

Procedure CAMEL_MT_GMSC_DISC5

2(3)

Process in the GMSC to handle a terminating call request

Signals to/from the right are to/from the gsmSSF if not otherwise stated.

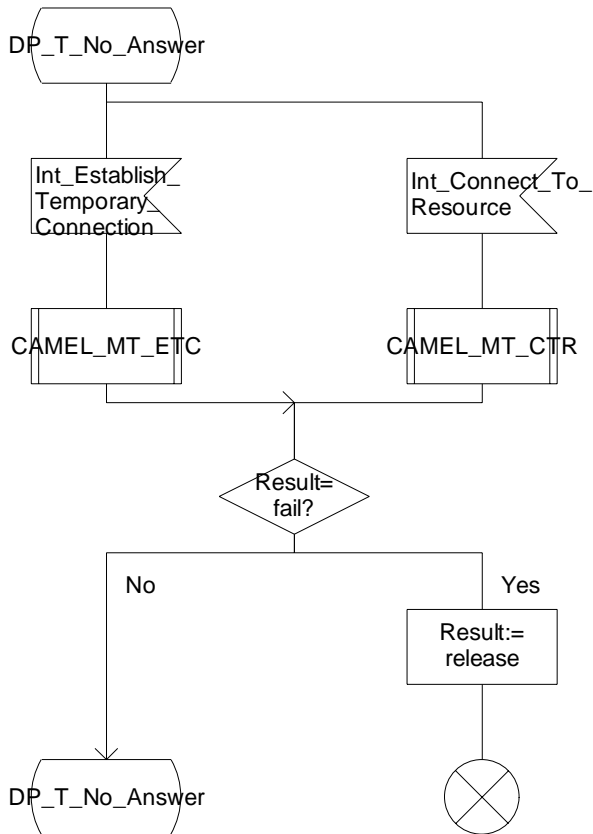


Figure 4.36b: Procedure CAMEL_MT_GMSC_DISC5 (sheet 2)

Procedure CAMEL_MT_GMSC_DISC5

3(3)

Process in the GMSC to handle a terminating call request

Signals to/from the left are to/from the originating exchange; signals to/from the right are to/from the gsmSSF; if not otherwise stated.

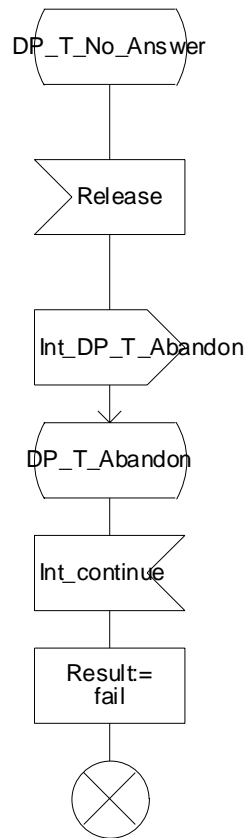


Figure 4.36c: Procedure CAMEL_MT_GMSC_DISC5 (sheet 3)

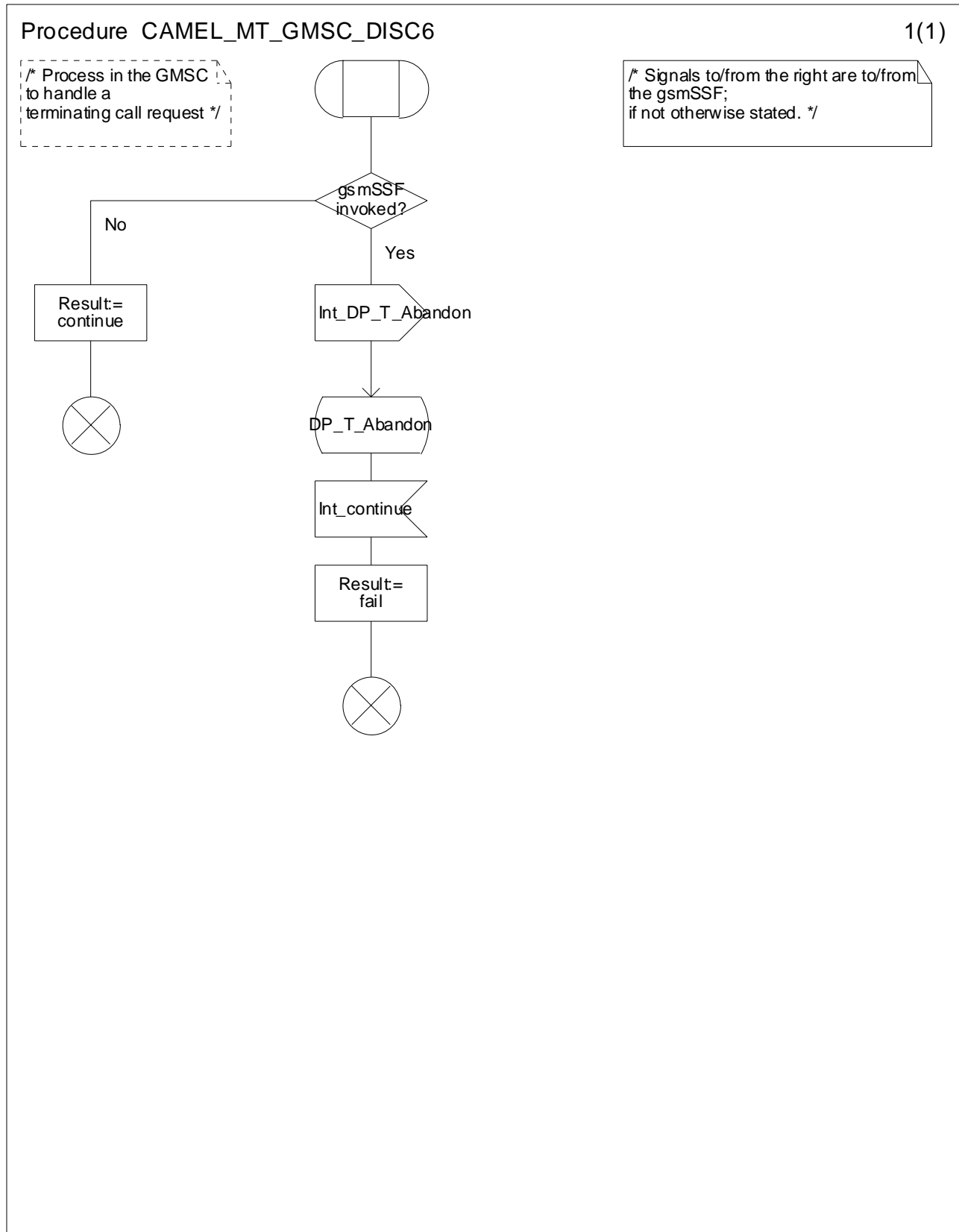


Figure 4.37: Procedure CAMEL_MT_GMSC_DISC6 (sheet 1)

Procedure CAMEL_MT_ETC

1(3)

Procedure in the GMSC to handle a temporary connection

Signals to/from the left are to/from the originating exchange; signals to/from the right are to/from the gsmSSF; if not otherwise stated.

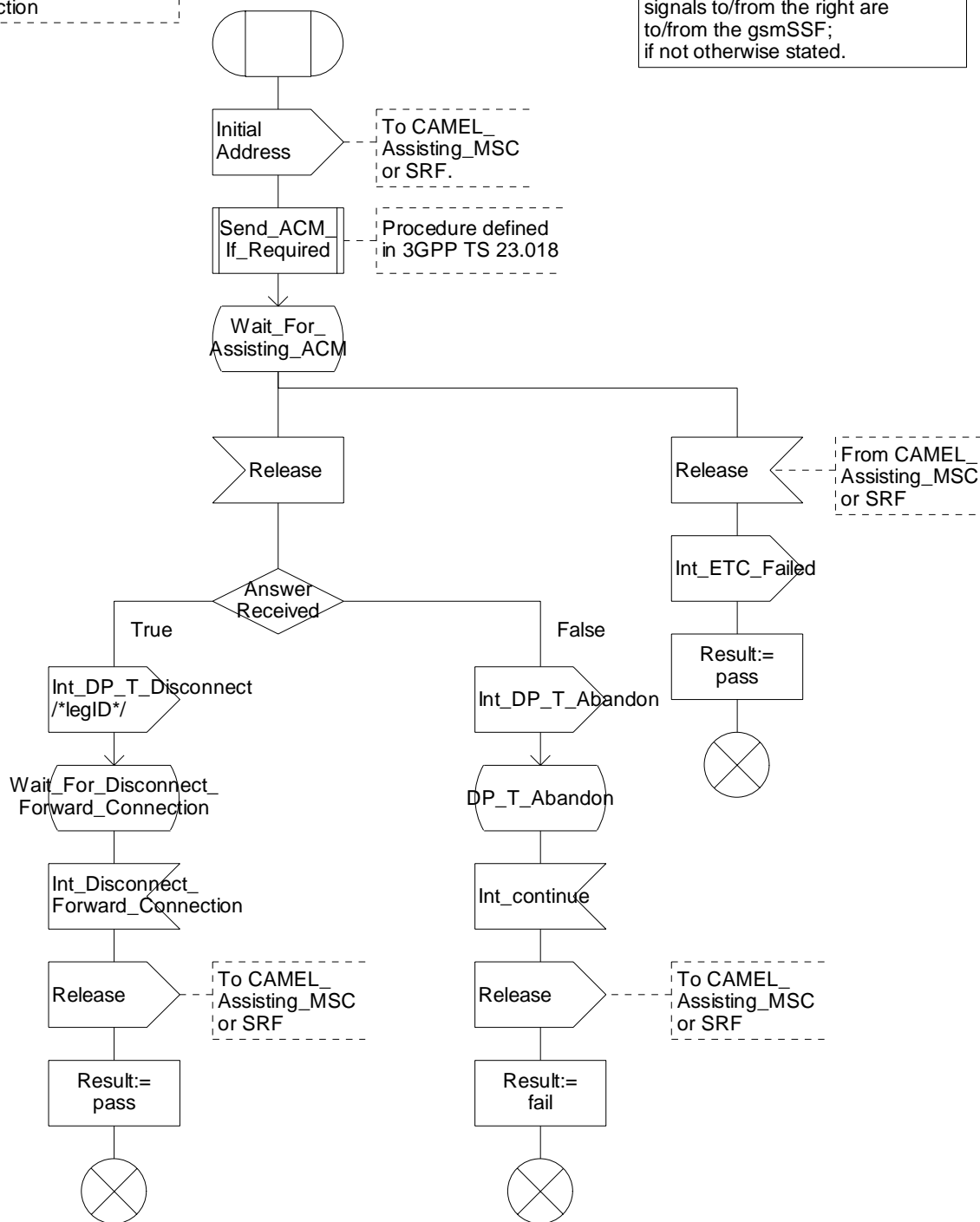


Figure 4.38a: Procedure CAMEL_MT_ETC (sheet 1)

Procedure CAMEL_MT_ETC

2(3)

Procedure in the GMSC to handle a temporary connection

Signals to/from the left are to/from the originating exchange; signals to/from the right are to/from the CAMEL_Assisting_MSC or SRF

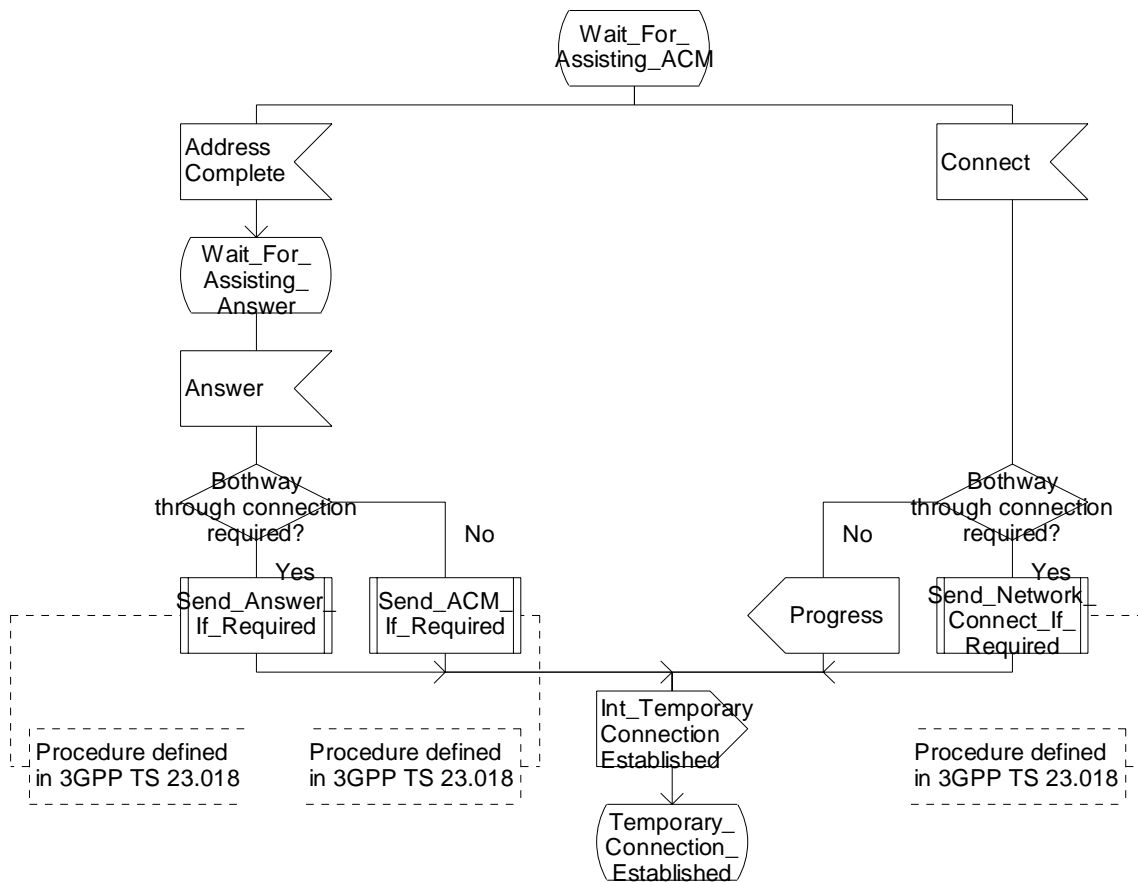


Figure 4.38b: Procedure CAMEL_MT_ETC (sheet 2)

Procedure CAMEL_MT_ETC

3(3)

Procedure in the GMSC to handle a temporary connection

Signals to/from the left are to/from the originating exchange; signals to/from the right are to/from the gsmSSF; if not otherwise stated.

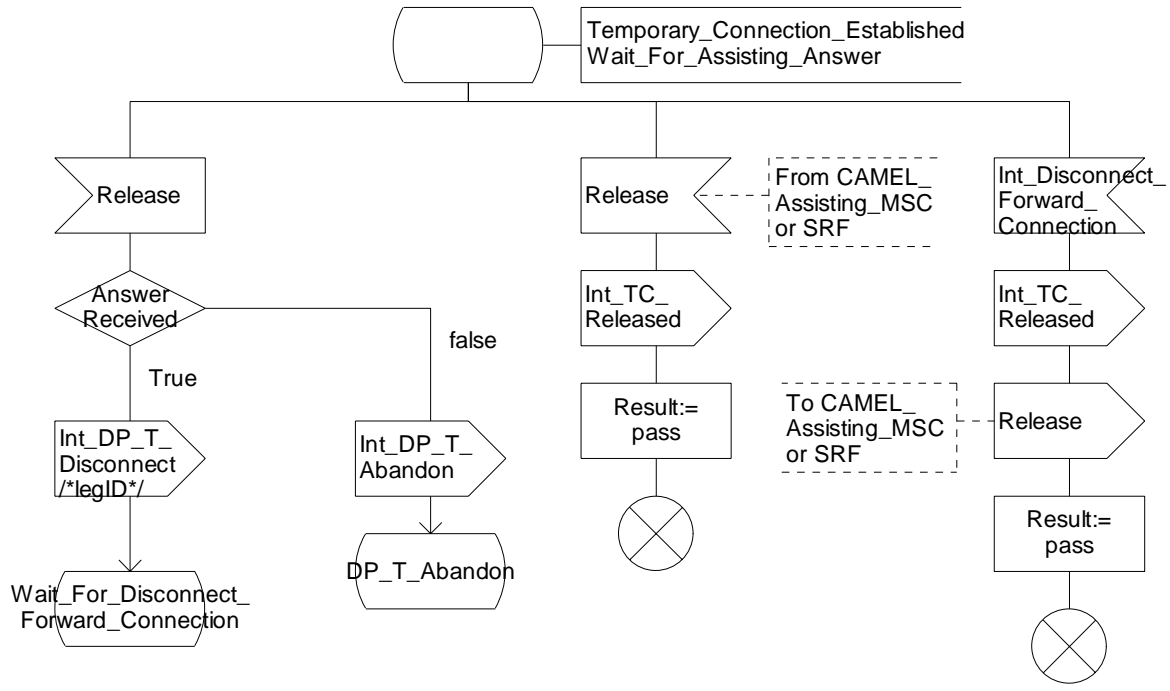


Figure 4.38c: Procedure CAMEL_MT_ETC (sheet 3)

Procedure CAMEL_MT_CTR

1(5)

Procedure in the GMSC to handle a Connect To Resource operation

Signals to/from the left are to/from the originating exchange; signals to/from the right are to/from the gsmSSF if not otherwise stated.

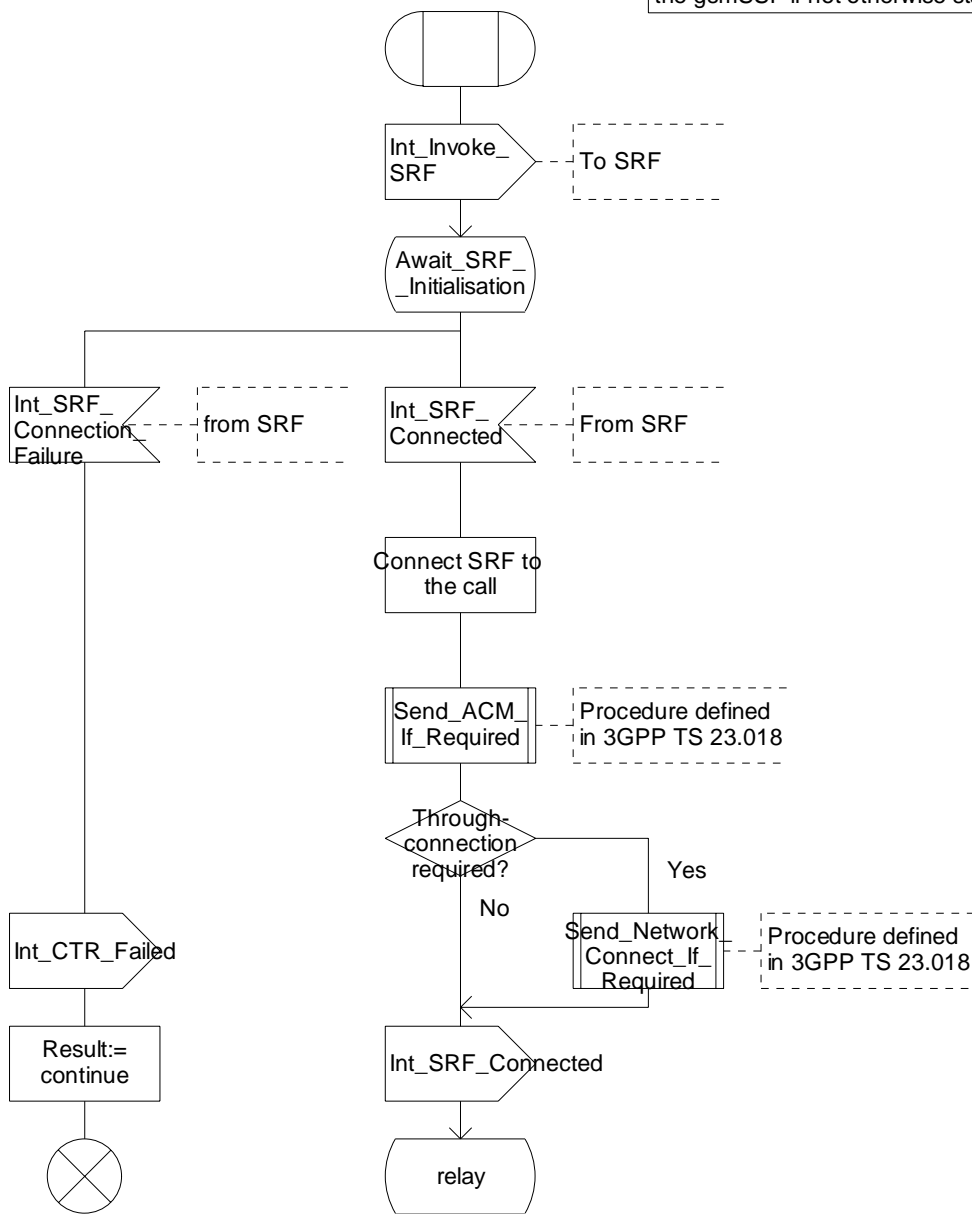


Figure 4.39a: Procedure CAMEL_MT_CTR (sheet 1)

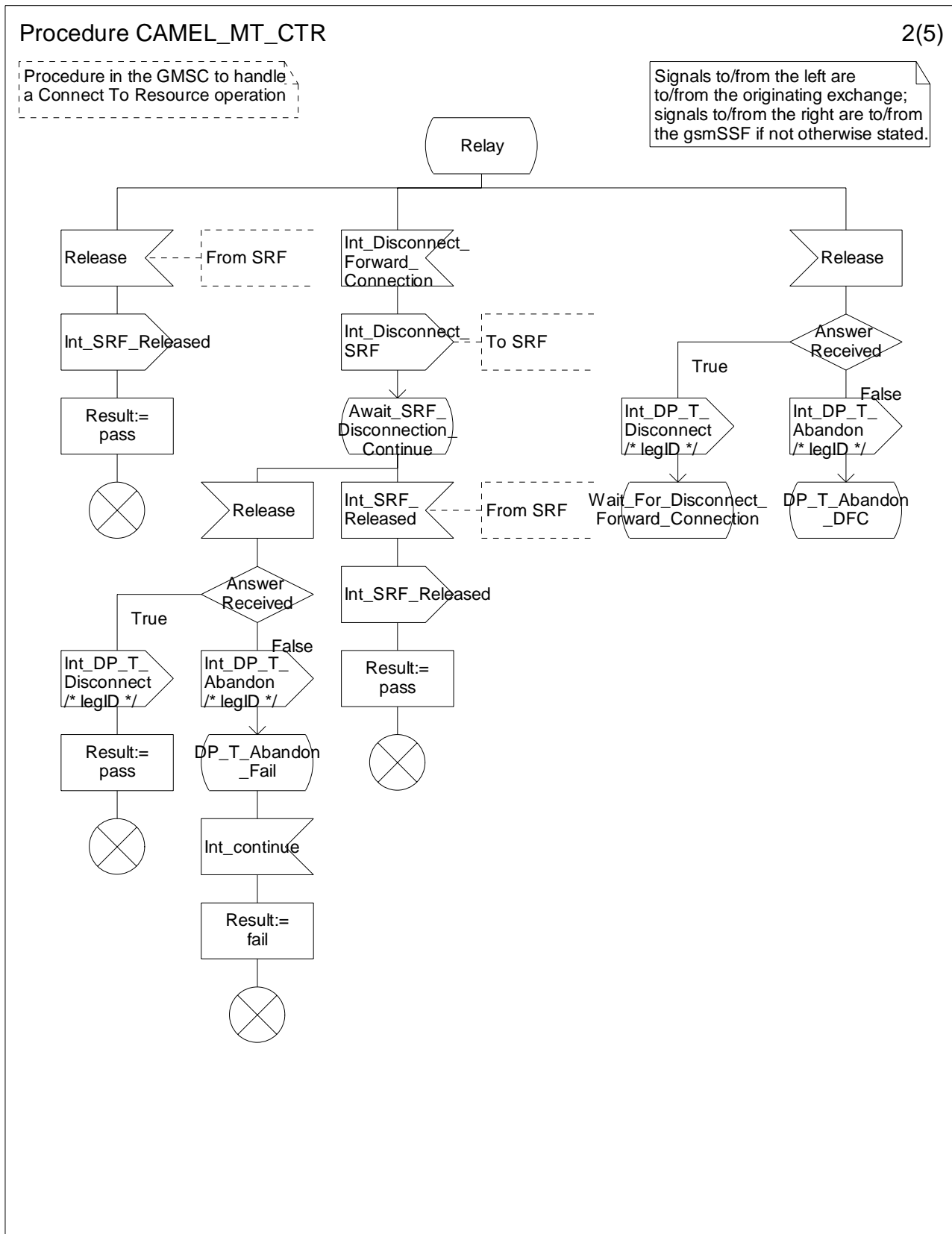


Figure 4.39b: Procedure CAMEL_MT_CTR (sheet 2)

Procedure CAMEL_MT_CTR

3(5)

Procedure in the GMSC to handle a Connect To Resource operation

Signals to/from the right are to/from the gsmSSF.
Signals to/from the left are to/from the external SRF.

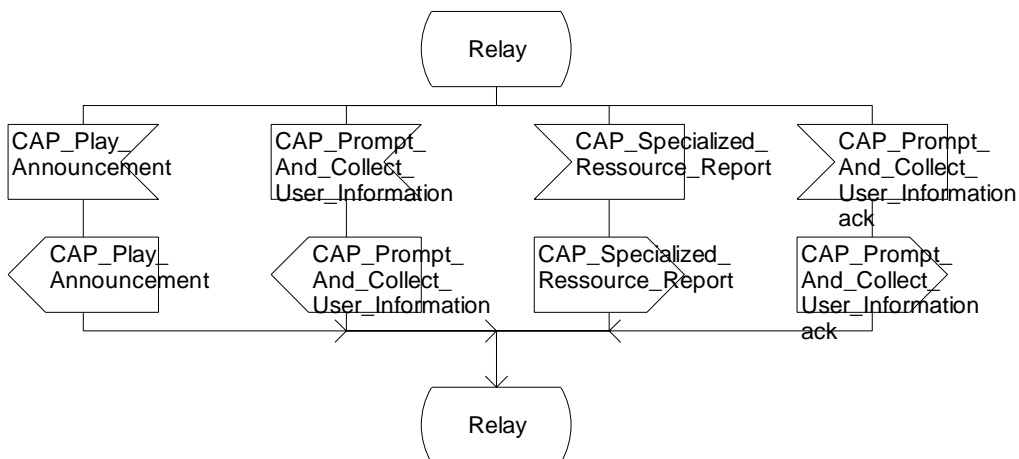


Figure 4.39c: Procedure CAMEL_MT_CTR (sheet 3)

Procedure CAMEL_MT_CTR

4(5)

Procedure in the GMSC to handle a Connect To Resource operation

Signals to/from the left are to/from the originating exchange; signals to/from the right are to/from the gsmSSF if not otherwise stated.

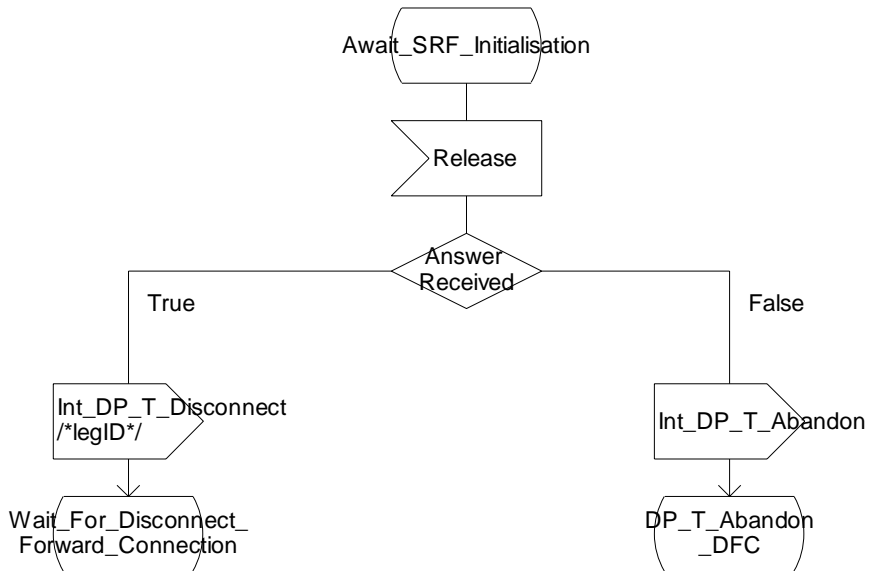


Figure 4.39d: Procedure CAMEL_MT_CTR (sheet 4)

Procedure CAMEL_MT_CTR

5(5)

Procedure in the GMSC to handle a Connect To Resource operation

Signals to/from the left are to/from the originating exchange; signals to/from the right are to/from the gsmSSF if not otherwise stated.

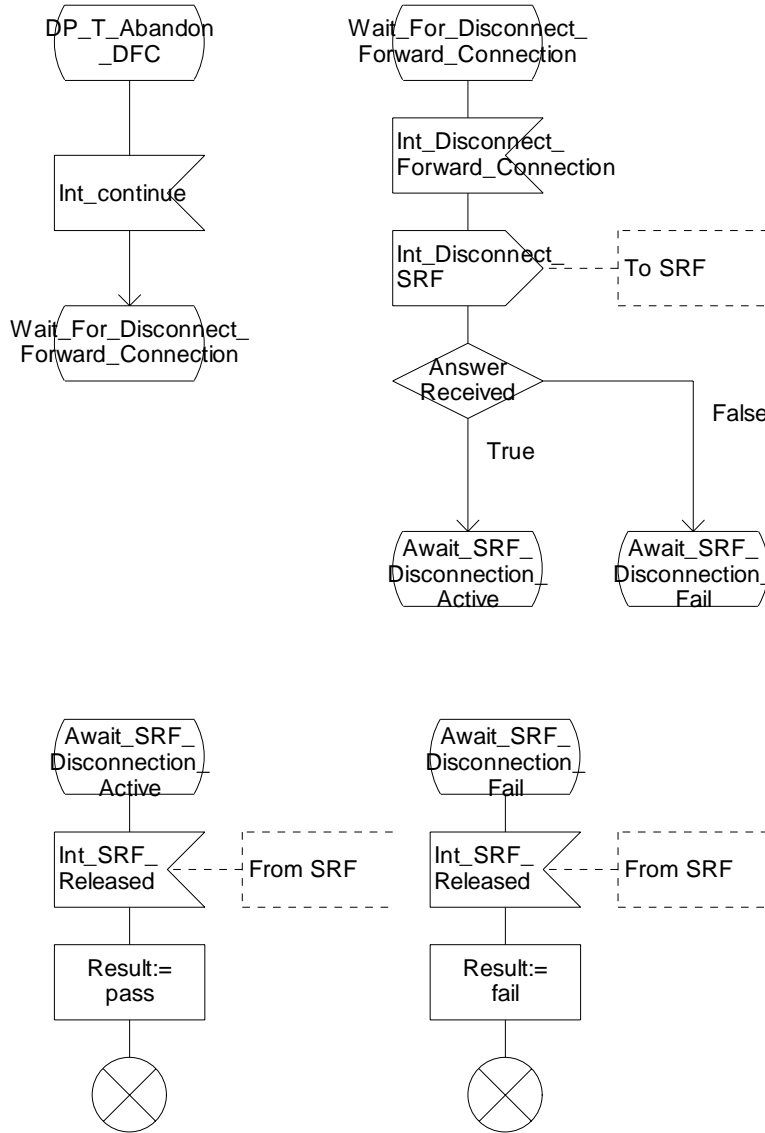


Figure 4.39e: Procedure CAMEL_MT_CTR (sheet 5)

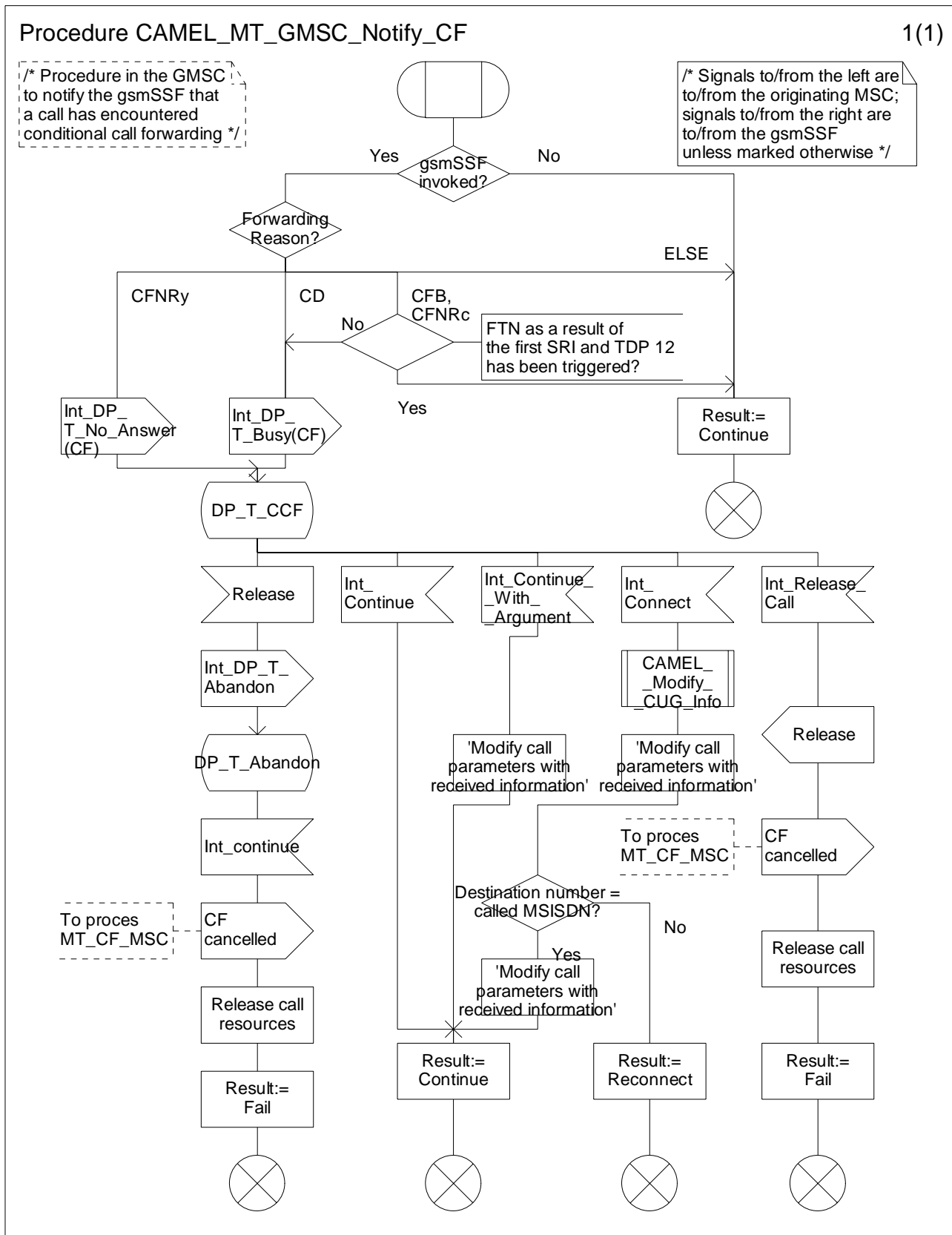


Figure 4.40: Procedure CAMEL_MT_GMSC_Notify_CF (sheet 1)

4.5.3.2 Retrieval of routing information in the HLR

The functional behaviour of the HLR is specified in 3GPP TS 23.018 [3]. The procedures specific to CAMEL are specified in this clause:

- CAMEL_HLR_INIT;
- CAMEL_CSI_Check_HLR;
- CAMEL_O_CSI_CHECK_HLR;
- CAMEL_D_CSI_CHECK_HLR;
- CAMEL_T_CSI_CHECK_HLR;
- CAMEL_CHECK_SII2_CDTI.

The procedure CAMEL_Provide_Subscriber_Info is specified in clause 4.5.8.

Procedure CAMEL_HLR_INIT

1(1)

Procedure in the HLR to handle a request for routing information for an MT call.

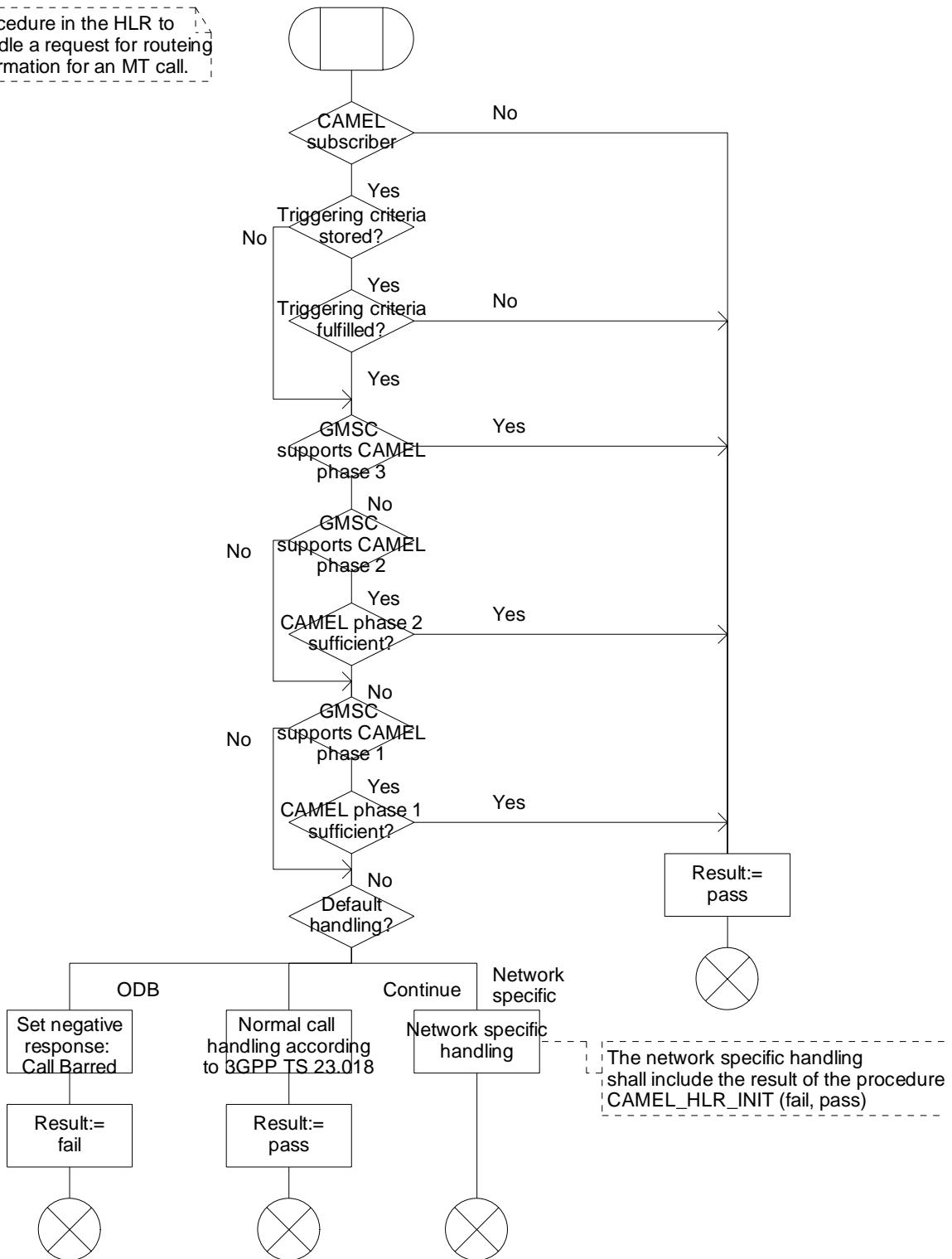


Figure 4.41: Procedure CAMEL_HLR_INIT (sheet 1)

Procedure CAMEL_CSI_Check_HLR

1(1)

/* This procedure in the HLR
to perform the handling for a
forwarded CAMEL call. */

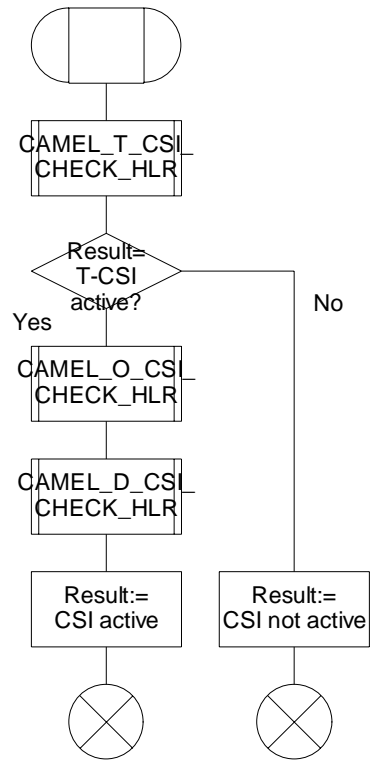
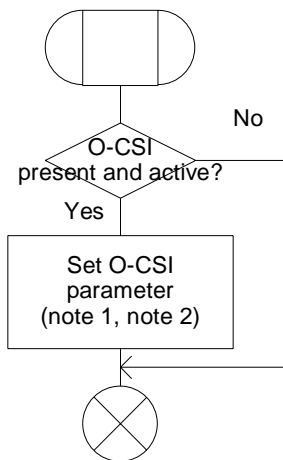


Figure 4.42: Procedure CAMEL_CSI_Check_HLR (sheet 1)

Procedure CAMEL_O_CSI_CHECK_HLR

1(1)

/* Procedure in the HLR to check the O-CSI and set the O-CSI parameter for SRI ack accordingly. */



Note 1:
 In case of GSM call forwarding, as an implementation option, the HLR may perform conditional triggering check for DP Collected Info services in O-CSI.
 If the check passes, O-CSI shall be sent to the GMSC without conditional triggering criteria for DP Collected info.
 If the check fails, DP Collected Info triggers shall not be sent to the GMSC.

Note 2:
 The HLR shall not send O-CSI data to the GMSC if the GMSC does not support the indicated CAMEL Capability Handling in O-CSI.

Figure 4.43: Procedure CAMEL_O_CSI_CHECK_HLR (sheet 1)

Procedure CAMEL_D_CSI_CHECK_HLR

1(1)

/* Procedure in the HLR to check the D-CSI and set the D-CSI parameter for SRI ack accordingly. */

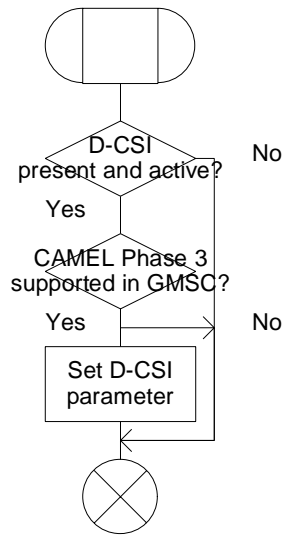


Figure 4.44: Procedure CAMEL_D_CSI_CHECK_HLR (sheet 1)

Procedure CAMEL_T_CSI_CHECK_HLR

1(1)

/* Procedure in the HLR to check the T-CSI and set the SRI ack parameter accordingly */

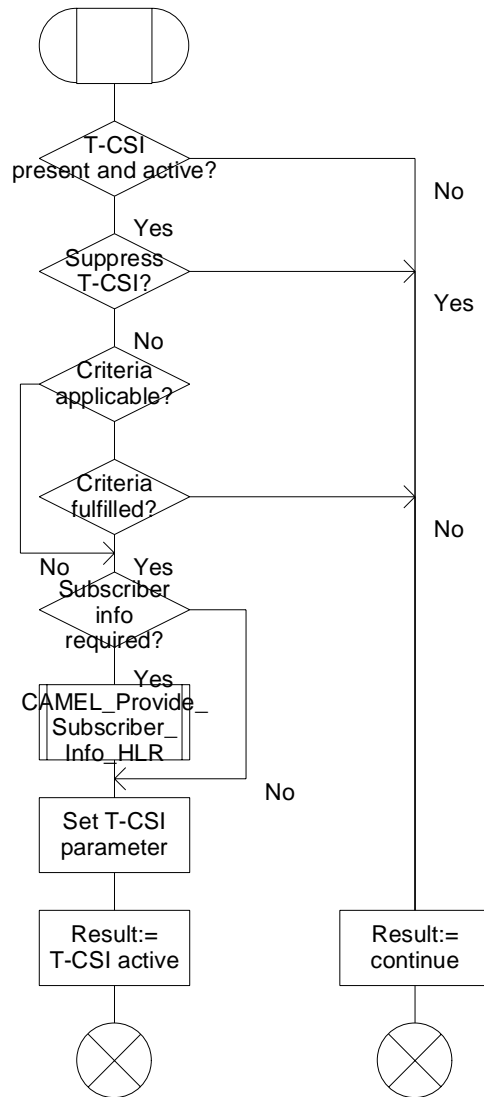


Figure 4.45: Procedure CAMEL_T_CSI_CHECK_HLR (sheet 1)

Procedure CAMEL_CHECK_SII2_CDTI

1(1)

/* Procedure in the HLR or MSC to determine if the SII2 allows or disallows invocation of Call Forwarding or Call Deflection. */

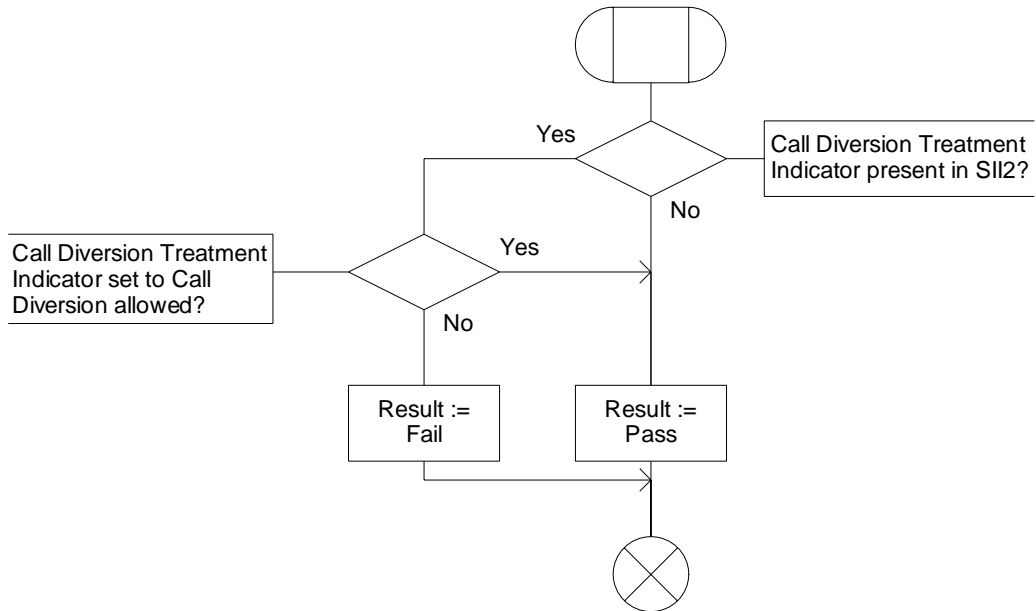


Figure 4.46: Procedure CAMEL_CHECK_SII2_CDTI (sheet 1)

4.5.3.3 Handling of provide roaming number request in the VLR

The functional behaviour of the VLR is specified in 3GPP TS 23.018 [3]. The procedure specific to CAMEL is specified in this clause:

- CAMEL_SET_SOA.

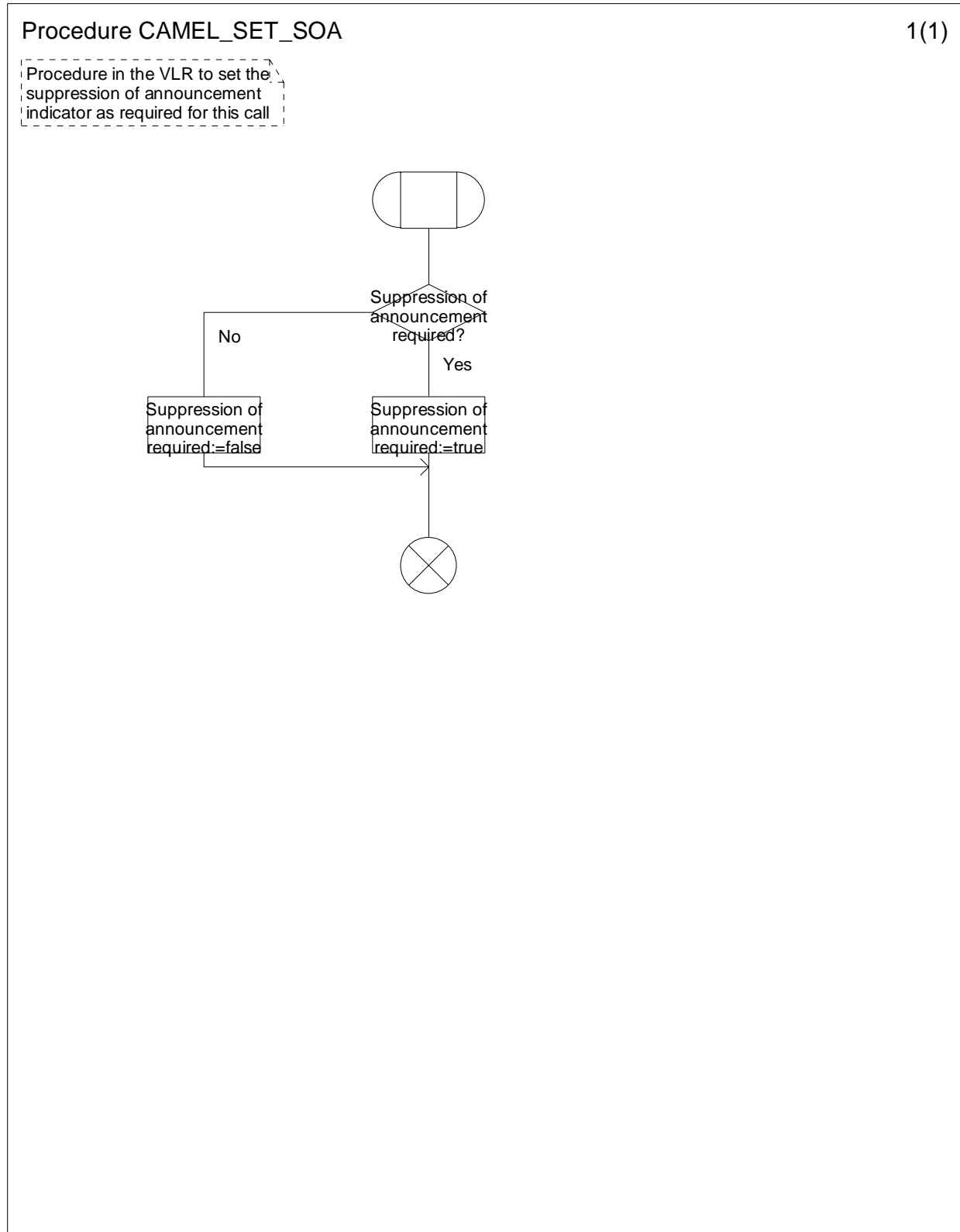


Figure 4.47: Procedure CAMEL_SET_SOA (sheet 1)

4.5.4 Handling of mobile terminating calls

4.5.4.1 Handling of mobile terminating calls in the terminating VMSC

The functional behaviour of the terminating VMSC is specified in 3GPP TS 23.018 [3].

The behaviour specific to CAMEL is:

- the inclusion of the O-CSI and/or D-CSI parameter in the Perform Call Forwarding message sent to the process MT_CF_MSC if it was received in the Send Info For Incoming Call ack;
- the requirement to suppress the connection of announcements or tones if the VLR includes the suppression of announcements parameter in the Send Info For Incoming Call negative response.

The procedures specific to CAMEL are specified in this clause:

- Procedure CAMEL_ICH_VLR.
- Procedure CAMEL_O_CSI_Check_VLR.
- Procedure CAMEL_D_CSI_Check_VLR
- Procedure CAMEL_VT_CSI_Check_VLR.
- Procedure CAMEL_ICH_MSC_INIT.
- Procedure CAMEL_MT_VMSC_Notify_CF.

4.5.4.1.1 Action of the VMSC in procedure CAMEL_MT_VMSC_Notify_CF

The Forwarding reason is taken from the Complete Call message from the VLR.

The Int_DP_T_No_Answer and Int_DP_T_Busy messages include a parameter to indicate that the call has encountered conditional call forwarding. The gsmSSF will transfer this parameter to the CAP_Event_Report_BCSM message which it sends to the gsmSCF.

Procedure CAMEL_ICH_VLR

1(1)

/* This procedure is called in ICH_VLR (in GSM 23.018) */

/* Signals to/from the left are to/from the MSC. */

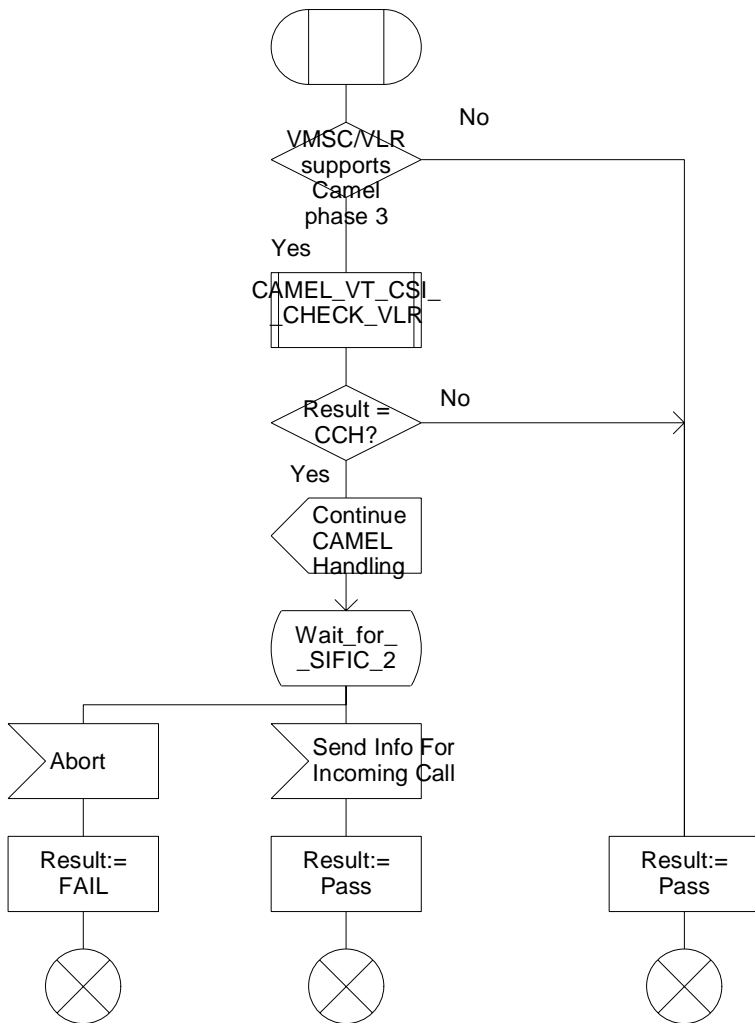


Figure 4.48: Procedure CAMEL_ICH_VLR (sheet 1)

Procedure CAMEL_O_CSI_CHECK_VLR

1(1)

Procedure in the VLR to check the O-CSI and set the O-CSI parameter for SIFIC ack accordingly.

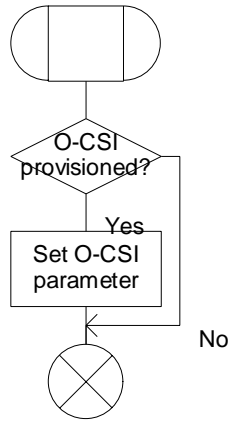


Figure 4.49: Procedure CAMEL_O_CSI_Check_VLR (sheet 1)

Procedure CAMEL_D_CSI_CHECK_VLR

1(1)

/* Procedure in the VLR to check the D-CSI and set the D-CSI parameter for SIFIC ack accordingly. */

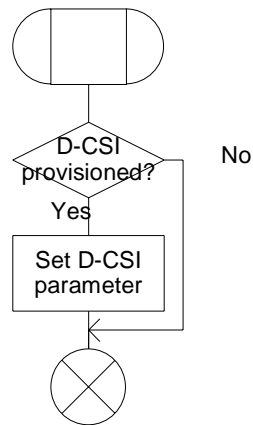


Figure 4.50: Procedure CAMEL_D_CSI_Check_VLR (sheet 1)

Procedure CAMEL_VT_CSI_CHECK_VLR

1(1)

/* Procedure in the VLR to check the VT-CSI and set the SIFIC ack parameter accordingly */

- Check basic service code criteria
- Check VT-CSI in VMSC-B

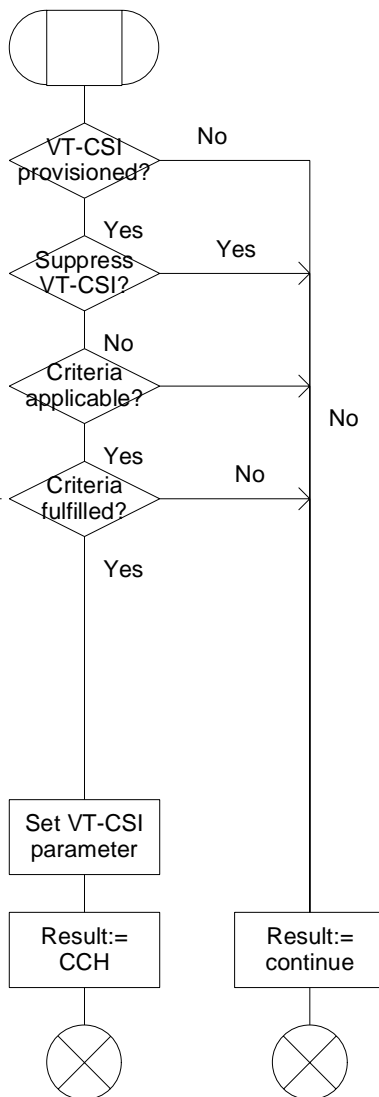


Figure 4.51: Procedure CAMEL_VT_CSI_Check_VLR (sheet 1)

Procedure CAMEL_ICH_MSC_INIT

1(5)

/* Process in the VMSC-B to handle a terminating call request */

/* Signals to/from the right are to/from the gsmSSF */

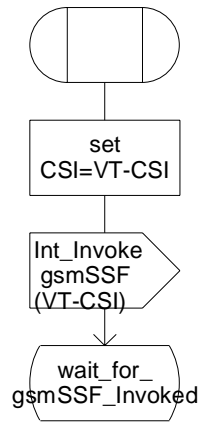


Figure 4.52a: Procedure CAMEL_ICH_MSC_INIT (sheet 1)

Procedure CAMEL_ICH_MSC_INIT

2(5)

/ Process in the VMSC-B to handle a terminating call request */*

/ Signals to/from the left are to/from the originating exchange; signals to/from the right are to/from the gsmSSF */*

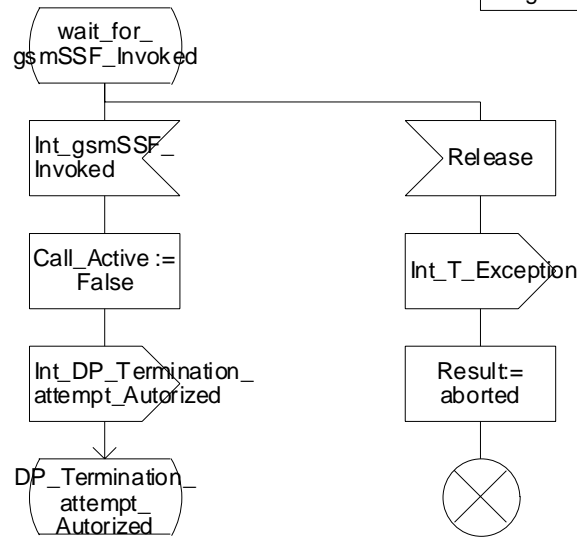


Figure 4.52b: Procedure CAMEL_ICH_MSC_INIT (sheet 2)

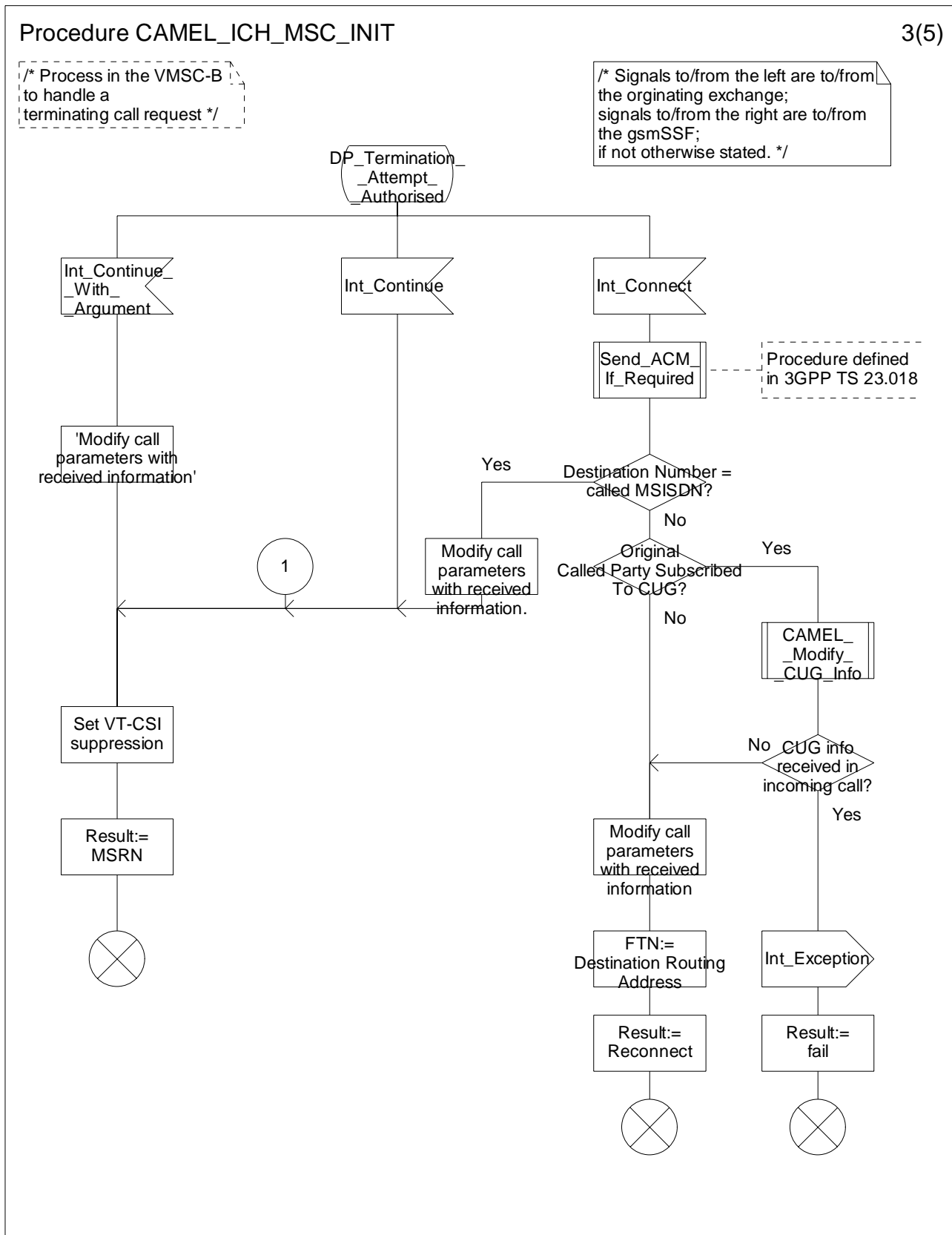


Figure 4.52c: Procedure CAMEL_ICH_MSC_INIT (sheet 3)

Procedure CAMEL_ICH_MSC_INIT

4(5)

/* Process in the VMSC-B to handle a terminating call request */

/* Signals to/from the left are to/from the originating exchange; signals to/from the right are to/from the gsmSSF; if not otherwise stated. */

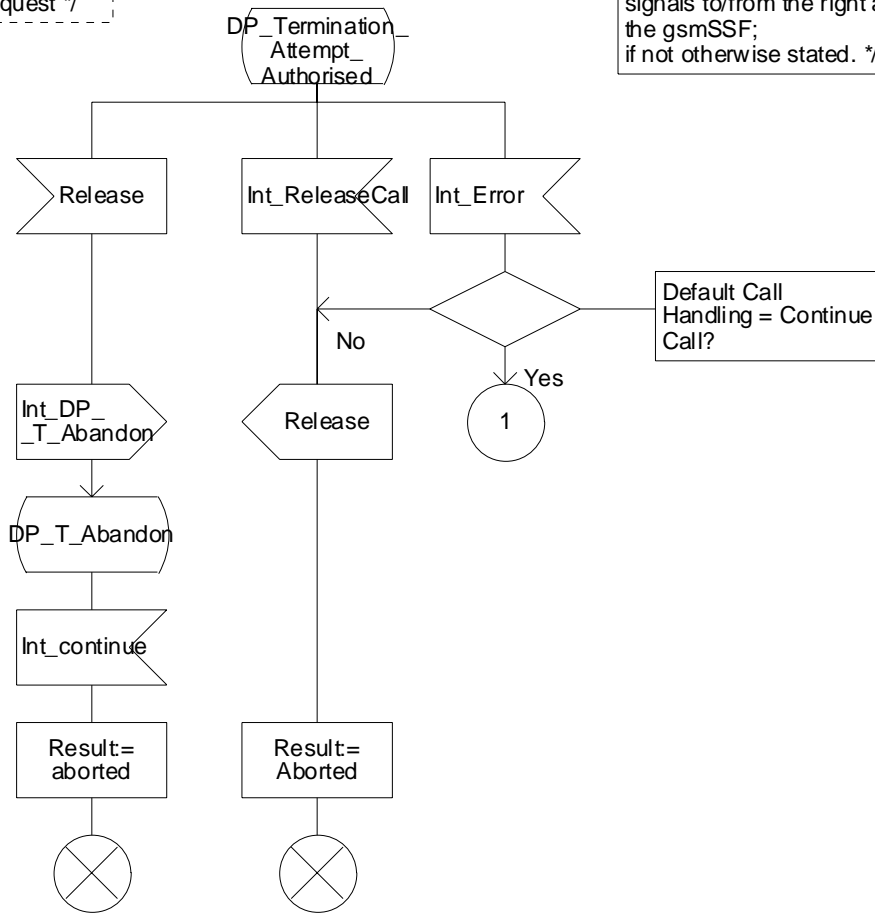


Figure 4.52d: Procedure CAMEL_ICH_MSC_INIT (sheet 4)

Procedure CAMEL_ICH_MSC_INIT

5(5)

/ Process in the VMSC-B to handle a terminating call request */*

/ Signals to/from the right are to/from the gsmSSF. */*

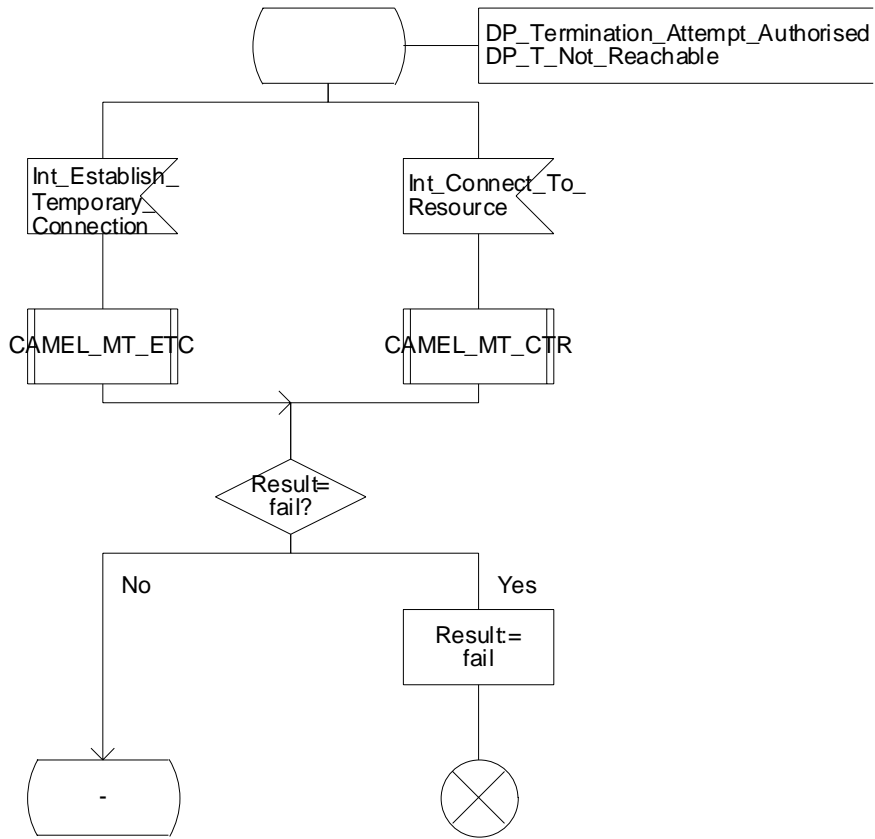


Figure 4.52e: Procedure CAMEL_ICH_MSC_INIT (sheet 5)

Procedure CAMEL_MT_VMSC_Notify_CF

1(1)

/* Procedure in the VMSC to notify the gsmSSF that a call has encountered conditional call forwarding */

/* Signals to/from the left are to/from the VMSC; signals to/from the right are to/from the gsmSSF unless marked otherwise */

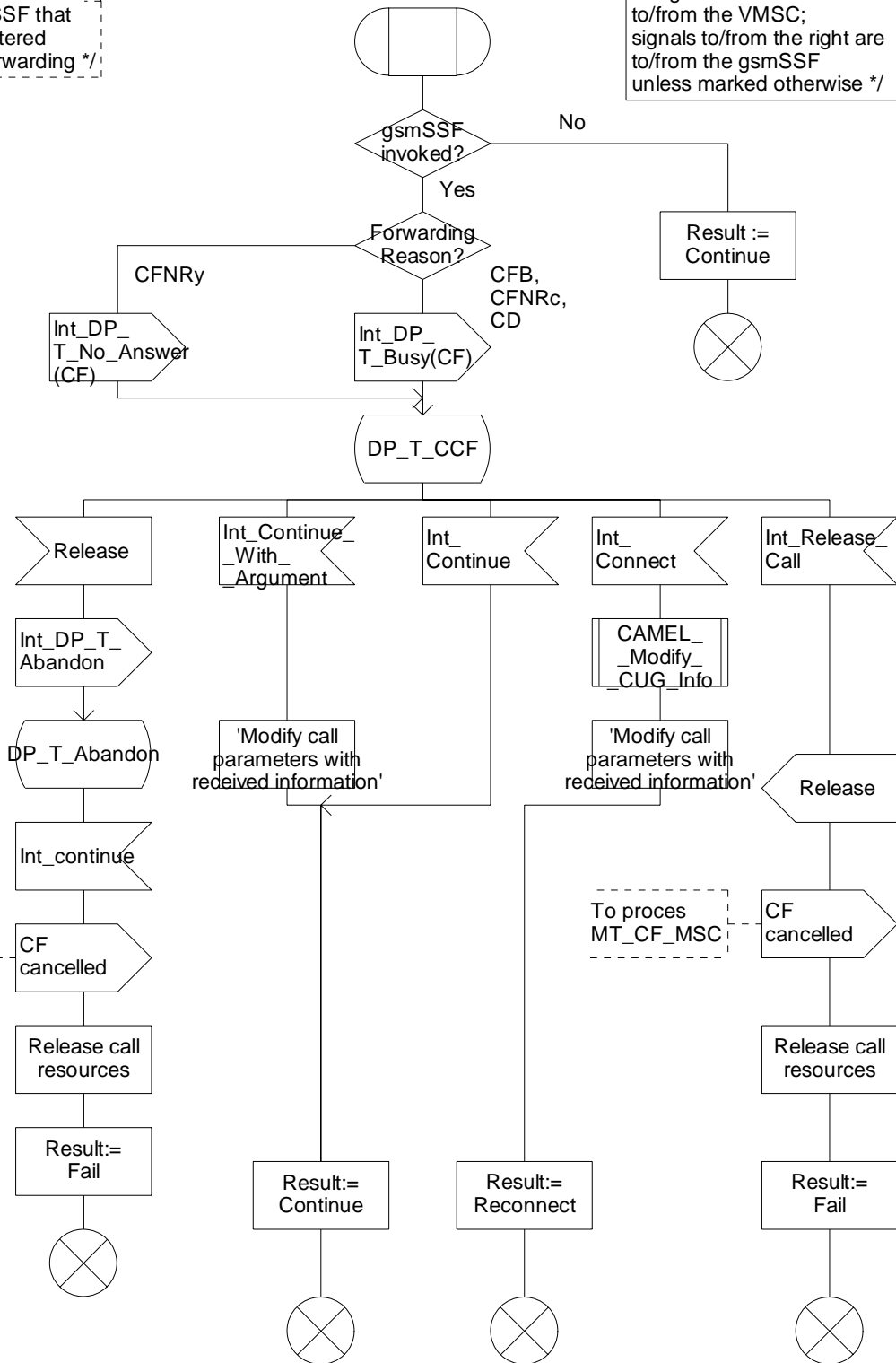


Figure 4.53: Procedure CAMEL_MT_VMSC_Notify_CF (sheet 1)

4.5.4.2 Handling of mobile terminating calls in the VLR

The functional behaviour of the terminating VLR is specified in 3GPP TS 23.018 [3]. The process specific to CAMEL is specified in this clause:

- Process Reconnected_MT_Call_VLR.

The behaviour specific to CAMEL is:

- the inclusion of the O-CSI and/or D-CSI parameter in the Send Info For Incoming Call ack if the call is to be forwarded and O-CSI and/or D-CSI is included in the subscriber data for that subscriber in the VLR;
- the inclusion of the suppression of announcements parameter in the Send Info For Incoming Call negative response if it was received in the Provide Roaming Number.

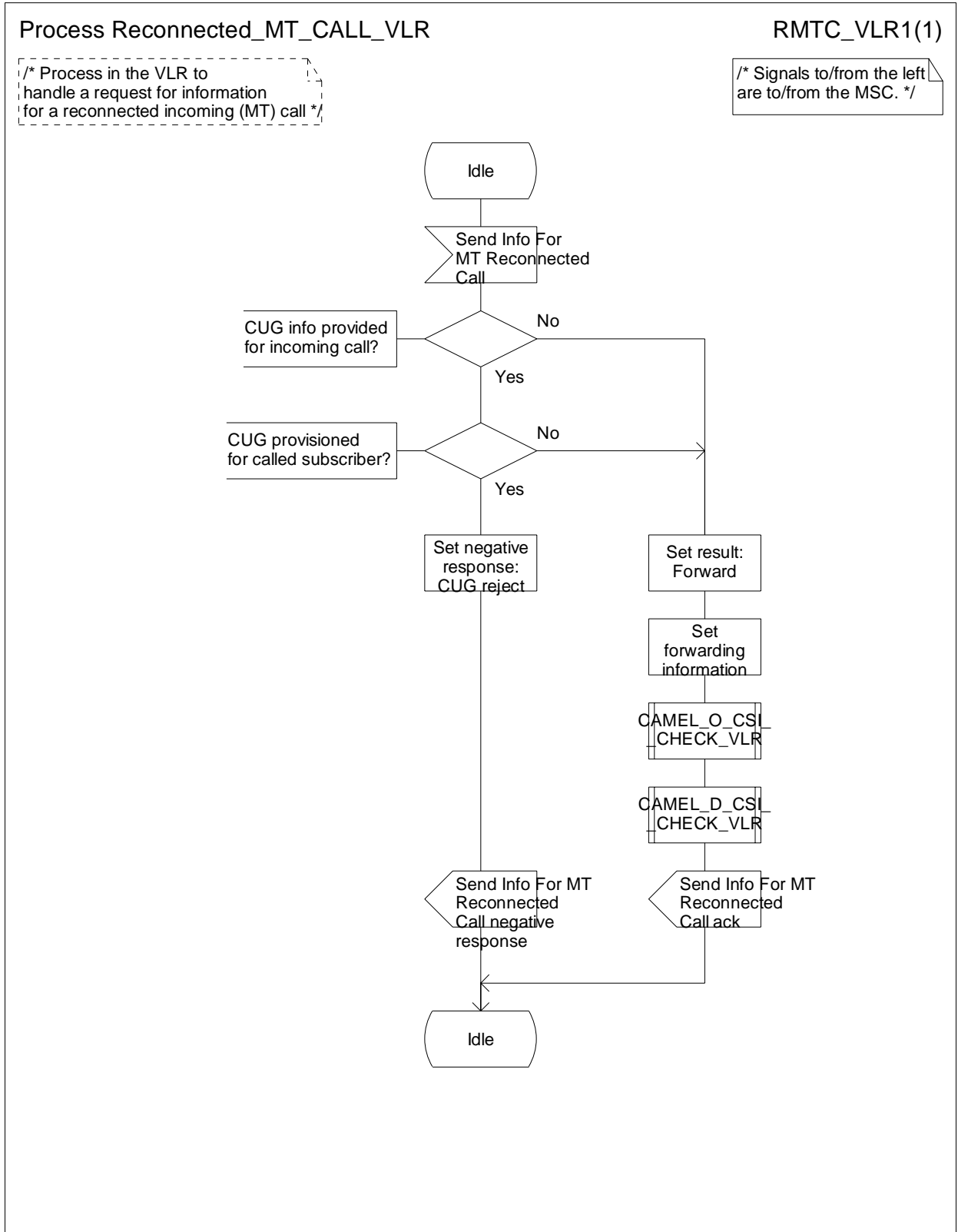


Figure 4.54: Process Reconnected_MT_Call_VLR (sheet 1)

4.5.5 Handling of forwarded calls

The handling of forwarded calls in the GMSC or the terminating VMSC is specified in 3GPP TS 23.018 [3]. The procedures specific to CAMEL are specified in this clause.

- Procedure CAMEL_Check_ORLCF_VMSC.
- Procedure CAMEL_CF_MSC_INIT.
- Procedure CAMEL_CF_MSC_ANSWER.
- Procedure CAMEL_CF_ETC.
- Procedure CAMEL_CF_CTR.

A mobile terminated call can be forwarded either in the GMSC (indicated by provision of Forwarded-To-Number from HLR or gsmSCF) or in the MSC (indicated by provisioning of Forwarded-To-Number from VLR).

4.5.5.1 Procedure CAMEL_CF_MSC_INIT: handling of Int_Continue_With_Argument

The received parameters are used to overwrite the corresponding ISUP parameters (for mapping see 3GPP TS 29.078 [5]). Call parameters which are not included in the Int_Continue_With_Argument message are unchanged.

Signalling limitations or regulatory requirements may require the Calling Party Category, Generic Number, Original Called Party Number and Redirecting Party ID to be ignored or modified.

4.5.5.2 Procedure CAMEL_CF_MSC_INIT: handling of Int_Connect

The received parameters are used to overwrite the corresponding ISUP parameters (for mapping see 3GPP TS 29.078 [5]). Call parameters which are not included in the Int_Connect message are unchanged.

An a network operator option, loop prevention mechanisms may cause the redirection information to be ignored or modified (e.g., if the Redirection counter has been decreased).

Signalling limitations or regulatory requirements may require the Calling Party Category, Generic Number, Original Called Party Number and Redirecting Party ID to be ignored or modified.

The network signalling system shall indicate that this is an internal network number.

4.5.5.3 Action of the MSC in procedure CAMEL_CF_MSC_ANSWER

If the MSC received a destination address from the GMSC in the ISUP Answer or Connect message, the MSC relays the destination address to the gsmSSF in the Int_DP_O_Answer message.

4.5.5.4 Action of the MSC in procedure CAMEL_CF_ETC

In procedure CAMEL_CF_ETC (sheet 2) the GMSC or terminating VMSC will remain in the Wait_For_Assisting_Answer state until it receives an ISUP Answer Message (ANM) or timeout occurs. This is to ensure that a call record is always generated for every successful establishment of a temporary connection to a gsmSRF, especially in the case where the connection is between PLMNs.

NOTE: This means that it may not be possible to access an SRF which does not generate an ISUP Answer Message (ANM).

Procedure CAMEL_Check_ORLCF_VMSC

1(2)

/* Procedure in the VMSC TO check which CSIs have to be included in RCH for Optimal Routing of Late Forwarded calls*/

Notes
 1. When CAMEL Capability handling is not present in O-CSI, it is assumed to be CAMEL Phase 1.
 2. When GMSC Supported CAMEL Phases was not received from HLR (in PRN), it is assumed to be CAMEL Phase 1.

If No O-CSI or D-CSI is present in VLR, then non-CAMEL ORLCF shall be invoked.

If the required CAMEL Phases are not supported by GMSC, then Forwarding shall be done in the VMSC. (note 1, 2)

If DP Collected Info criteria are fulfilled, then the DP Collected Info shall be included in RCH. Otherwise, DP Collected Info shall not be included in RCH.

DP Route Select Failure, if available, shall be included in RCH.

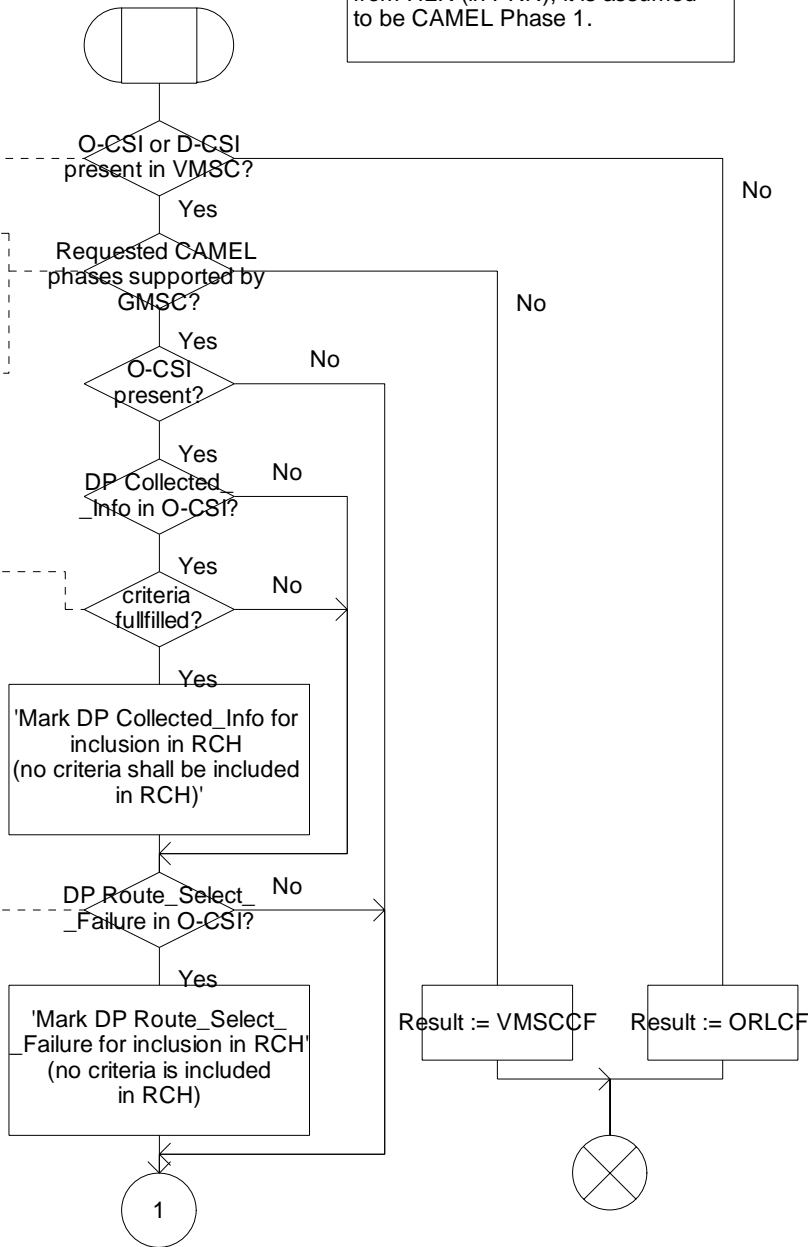


Figure 4.55a: Procedure CAMEL_Check_ORLCF_VMSC (sheet 1)

Procedure CAMEL_Check_ORLCF_VMSC

2(2)

/* Procedure in the VMSC TO check which CSIs have to be included in RCH for Optimal Roueting of Late Forwarded calls*/

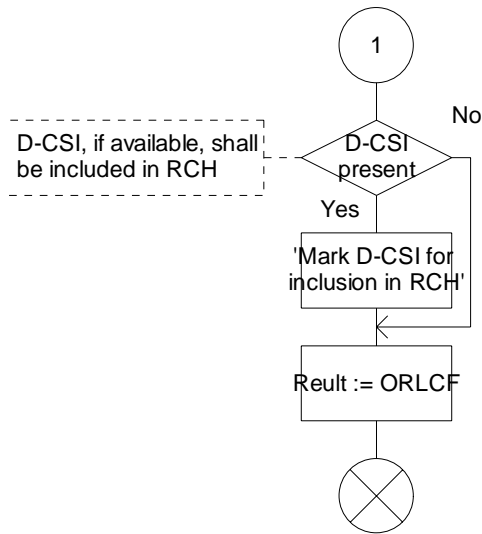


Figure 4.55b: Procedure CAMEL_Check_ORLCF_VMSC (sheet 2)

Procedure CAMEL_CF_Dialled_Services

1(1)

Procedure in the MSC to process CAMEL dialled services for forwarded calls

/* Signals to/from the left are to/from the origination Exchange. */

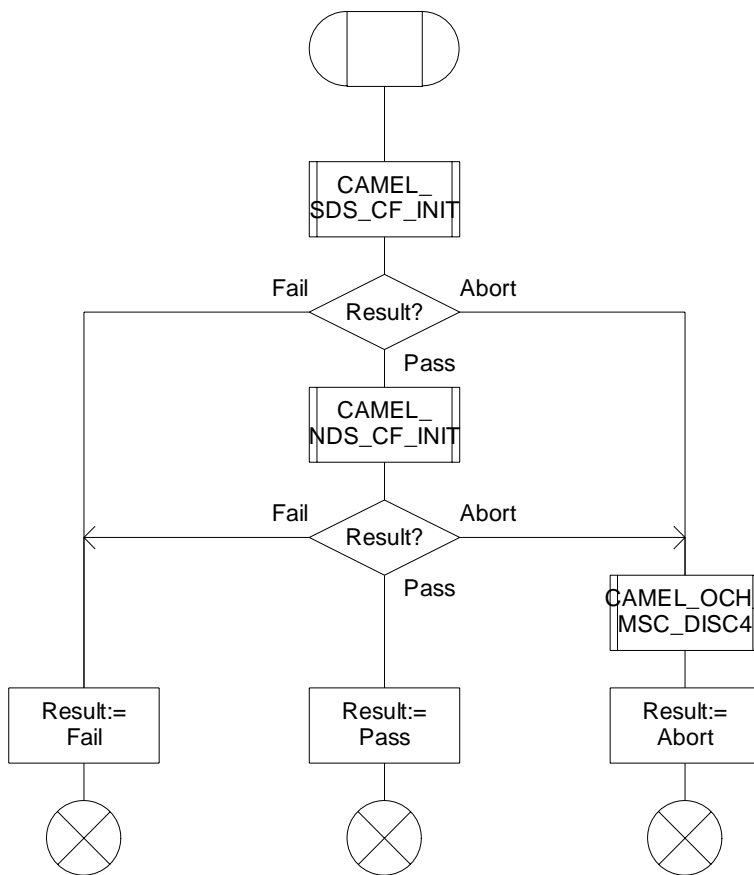


Figure 4.56: Procedure CAMEL_CF_Dialled_Services (sheet 1)

Procedure CAMEL_CF_MSC_INIT

1(4)

/* Procedure in the MSC to handle a forwarded call */

/* Signals to/from the left are to/from the process MT_GMSC / ICH_MSC; signals to/from the right are to/from the process gsmSSF if not otherwise stated. */

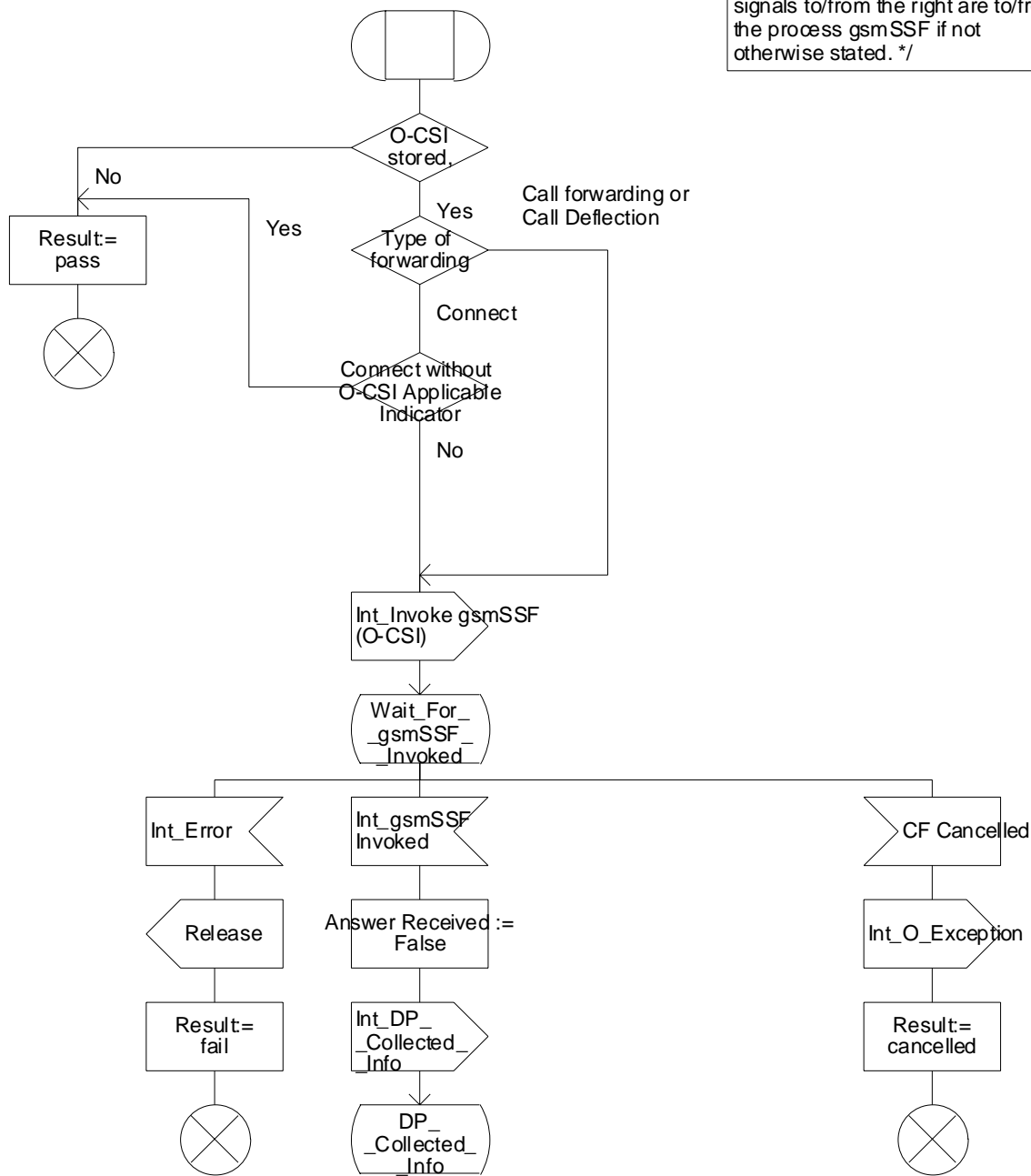


Figure 4.57a: Procedure CAMEL_CF_MSC_INIT (sheet 1)

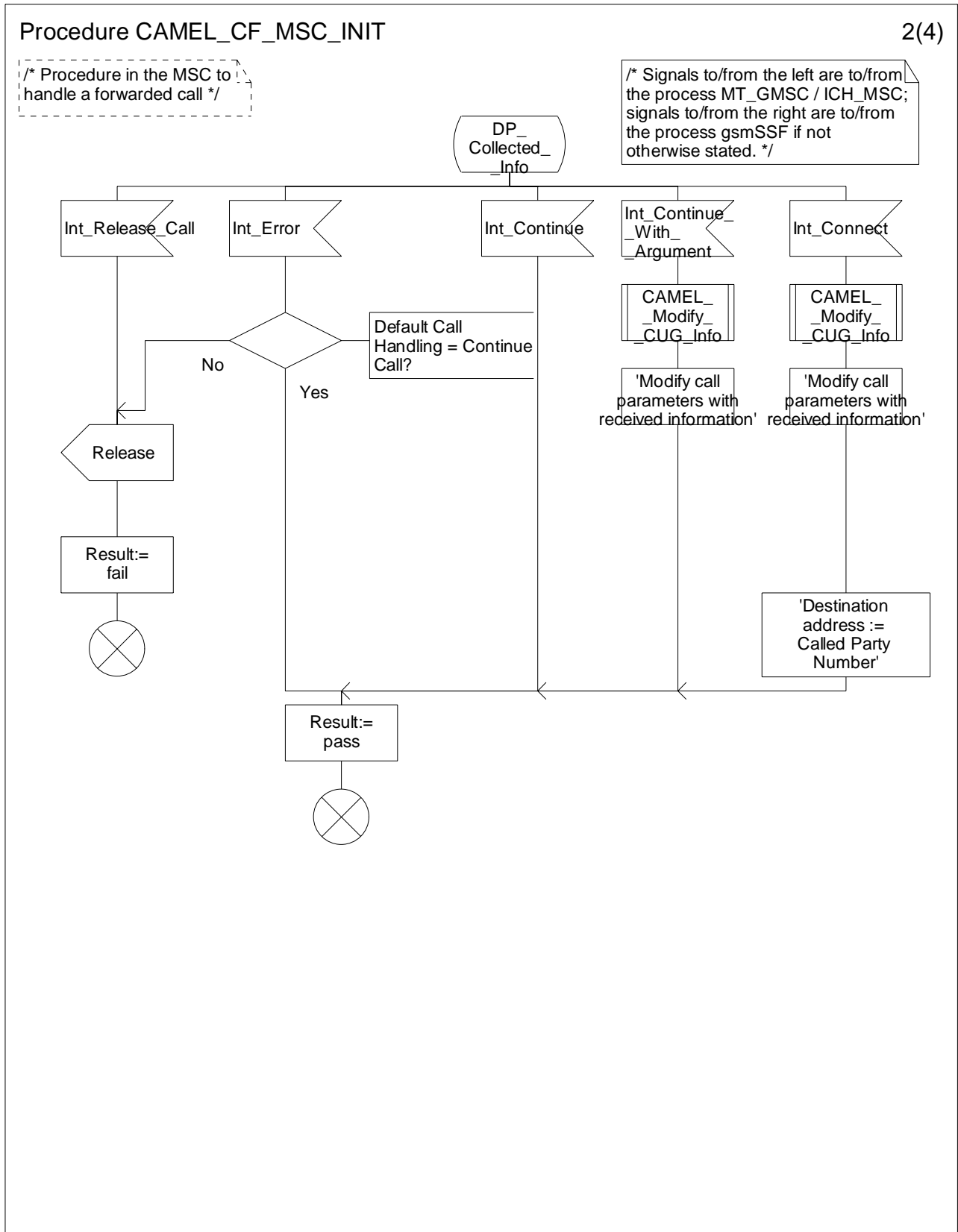


Figure 4.57b: Procedure CAMEL_CF_MSC_INIT (sheet 2)

Procedure CAMEL_CF_MSC_INIT

3(4)

/ Procedure in the MSC to handle a forwarded call */*

/ Signals to/from the right are to/from the gsmSSF if not otherwise stated. */*

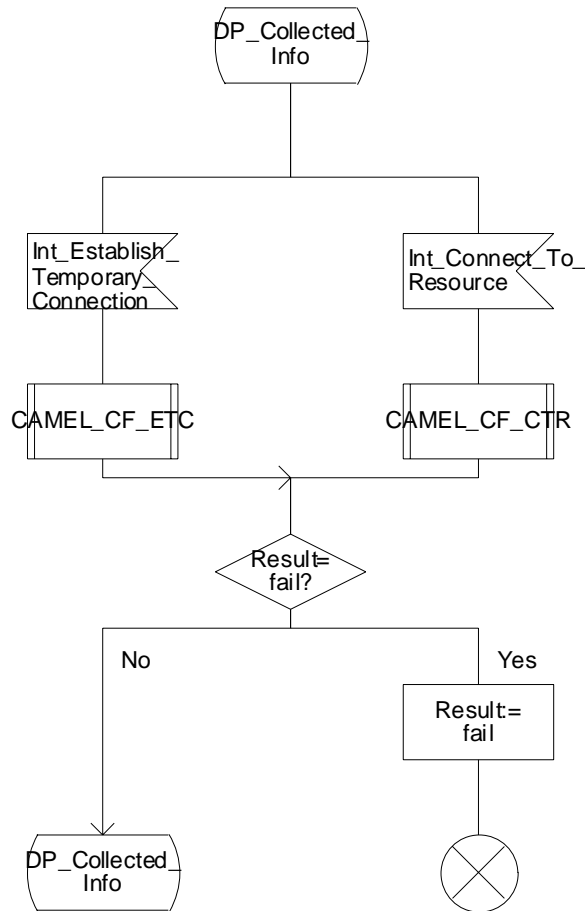


Figure 4.57c: Procedure CAMEL_CF_MSC_INIT (sheet 3)

Procedure CAMEL_CF_MSC_INIT

4(4)

/ Procedure in the MSC to handle a forwarded call */*

/ Signals to/from the left are to/from the process MT_GMSC / ICH_MSC; signals to/from the right are to/from the gsmSSF; if not otherwise stated. */*

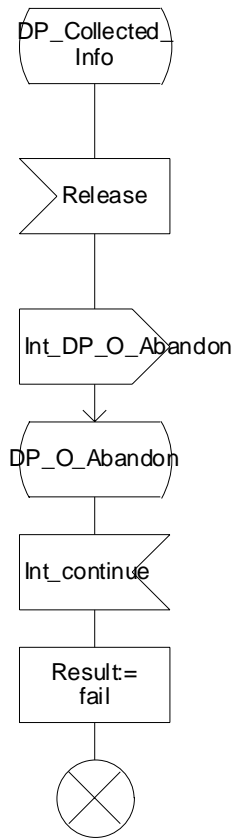


Figure 4.57d: Procedure CAMEL_CF_MSC_INIT (sheet 4)

Procedure CAMEL_SDS_CF_INIT

1(3)

/* Procedure in the MSC to perform CAMEL handling for a subscribed Dialed Service */

/* Signals to/from the left are to/from parent process; signals to/from the right are to/from the gsmSSF. */

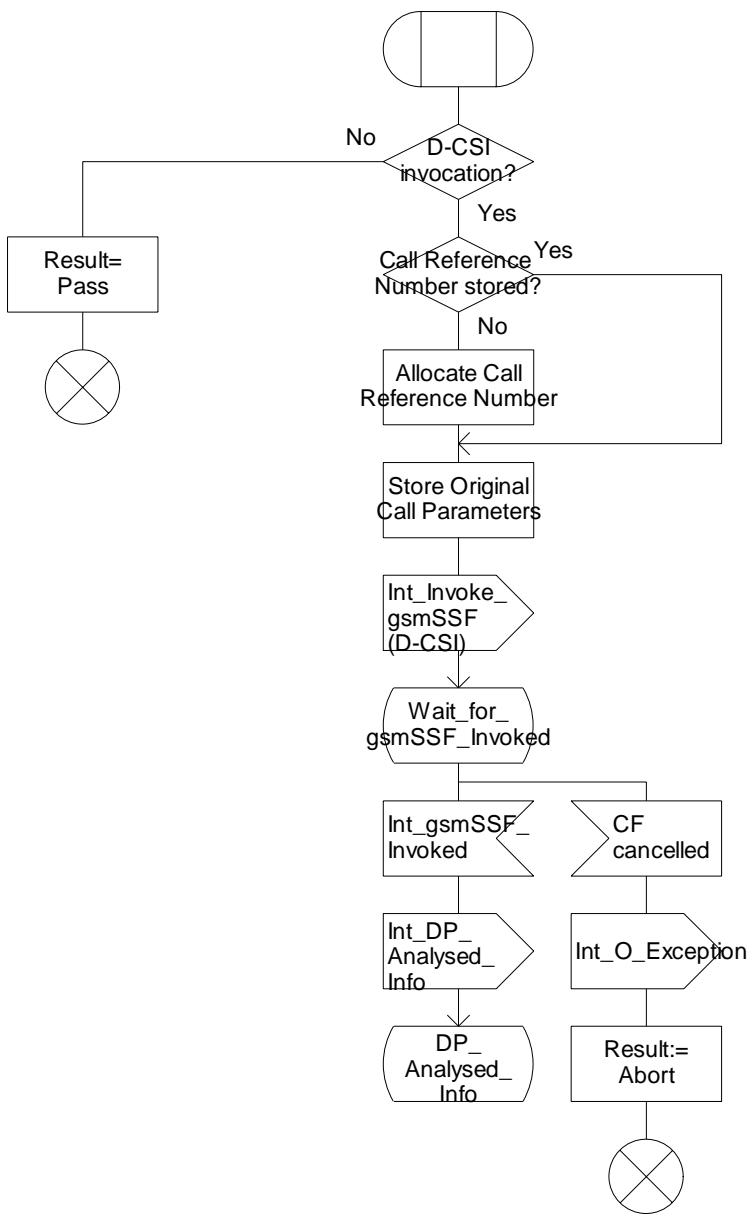


Figure 4.58a: Procedure CAMEL_SDS_CF_INIT (sheet 1)

Procedure CAMEL_SDS_CF_INIT

2(3)

/* Procedure in the MSC to perform CAMEL handling for a subscribed Dialed Service */

/* Signals to/from the left are to/from the parent process; signals to/from the right are to/from the gsmSSF. */

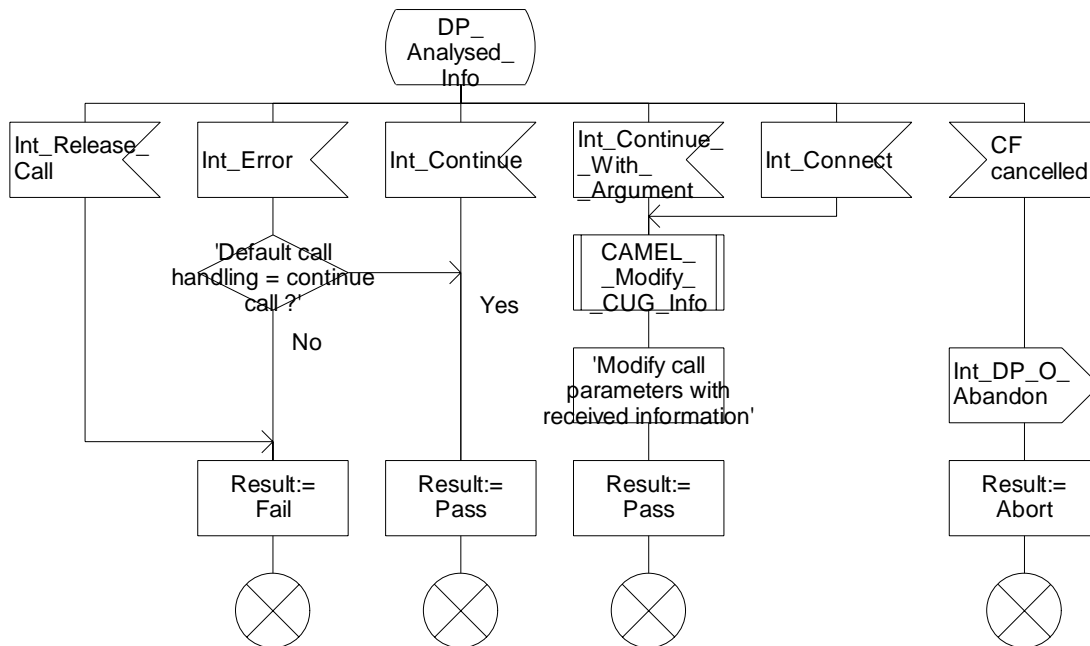


Figure 4.58b: Procedure CAMEL_SDS_CF_INIT (sheet 2)

Procedure CAMEL_SDS_CF_INIT

3(3)

/* Procedure in the MSC to perform CAMEL handling for a subscribed Dialed Service */

/* Signals to/from the right are to/from the gsmSSF if not otherwise stated. */

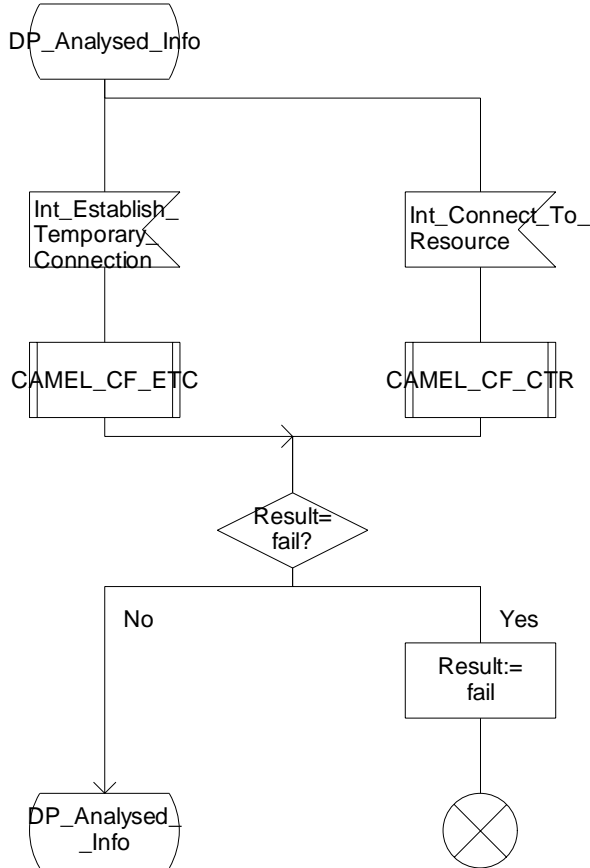


Figure 4.58c: Procedure CAMEL_SDS_CF_INIT (sheet 3)

Procedure CAMEL_NDS_CF_INIT

1(3)

/* Procedure in the MSC to perform CAMEL handling for a network Dialed Service for mobile originated calls */

/* Signals to/from the left are to/from parent process; signals to/from the right are to/from the gsmSSF. */

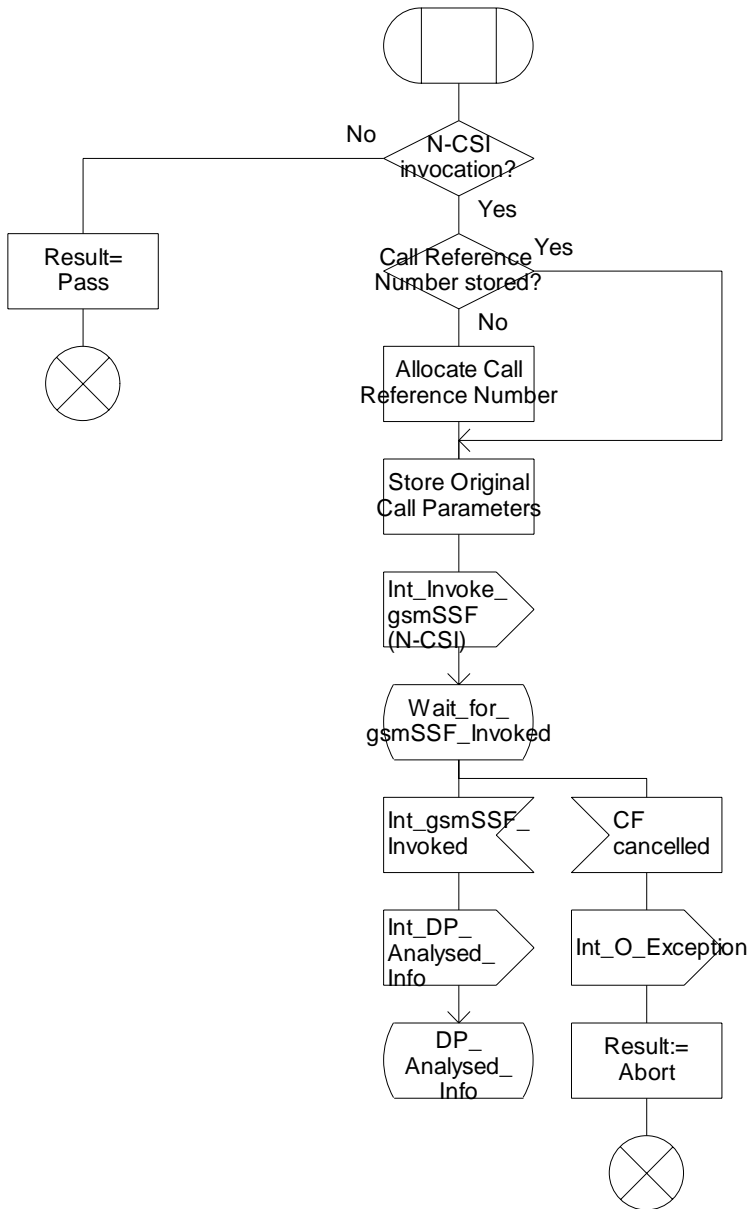


Figure 4.59a: Procedure CAMEL_NDS_CF_INIT (sheet 1)

Procedure CAMEL_NDS_CF_INIT

2(3)

/* Procedure in the MSC to perform CAMEL handling for a network Dialed Service for mobile originated calls */

/* Signals to/from the left are to/from parent process; signals to/from the right are to/from the gsmSSF. */

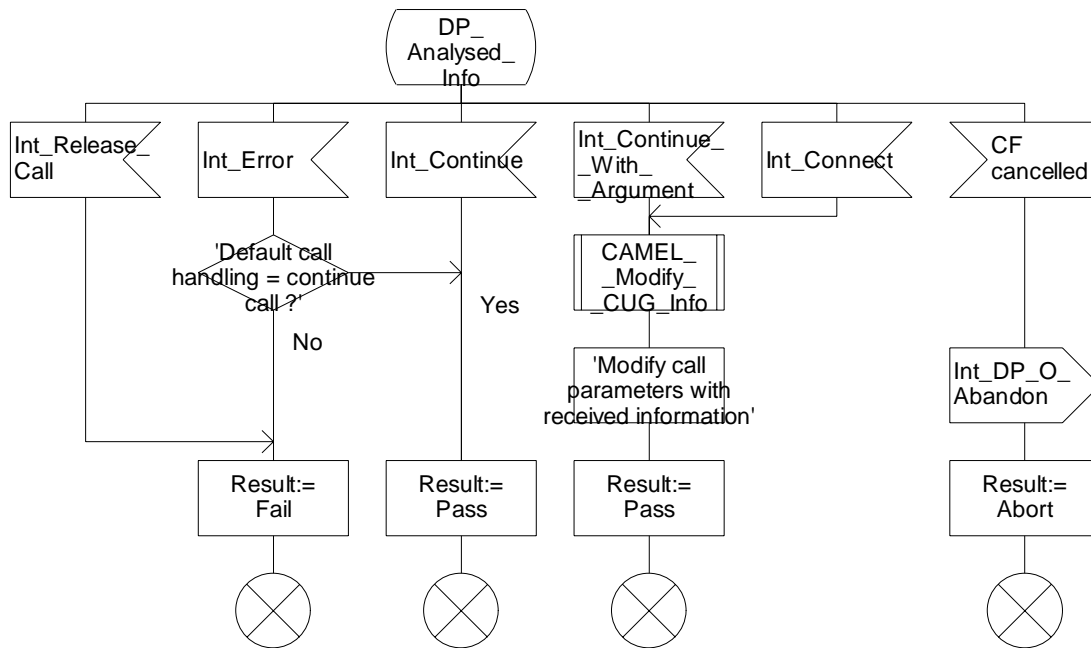


Figure 4.59b: Procedure CAMEL_NDS_CF_INIT (sheet 2)

Procedure CAMEL_NDS_CF_INIT

3(3)

/* Procedure in the MSC to perform CAMEL handling for a network Dialed Service for mobile originated calls */

/* Signals to/from the right are to/from the gsmSSF if not otherwise stated. */

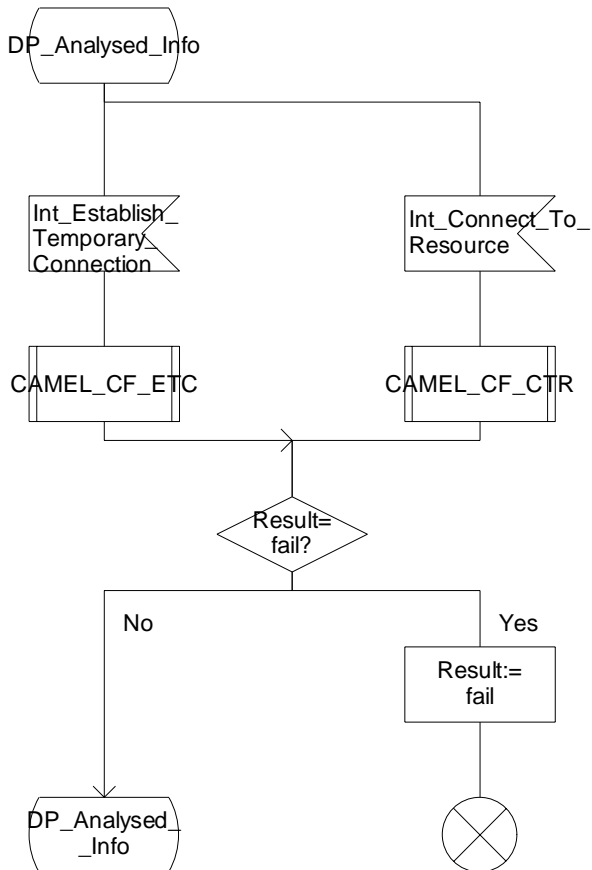


Figure 4.59c: Procedure CAMEL_NDS_CF_INIT (sheet 3)

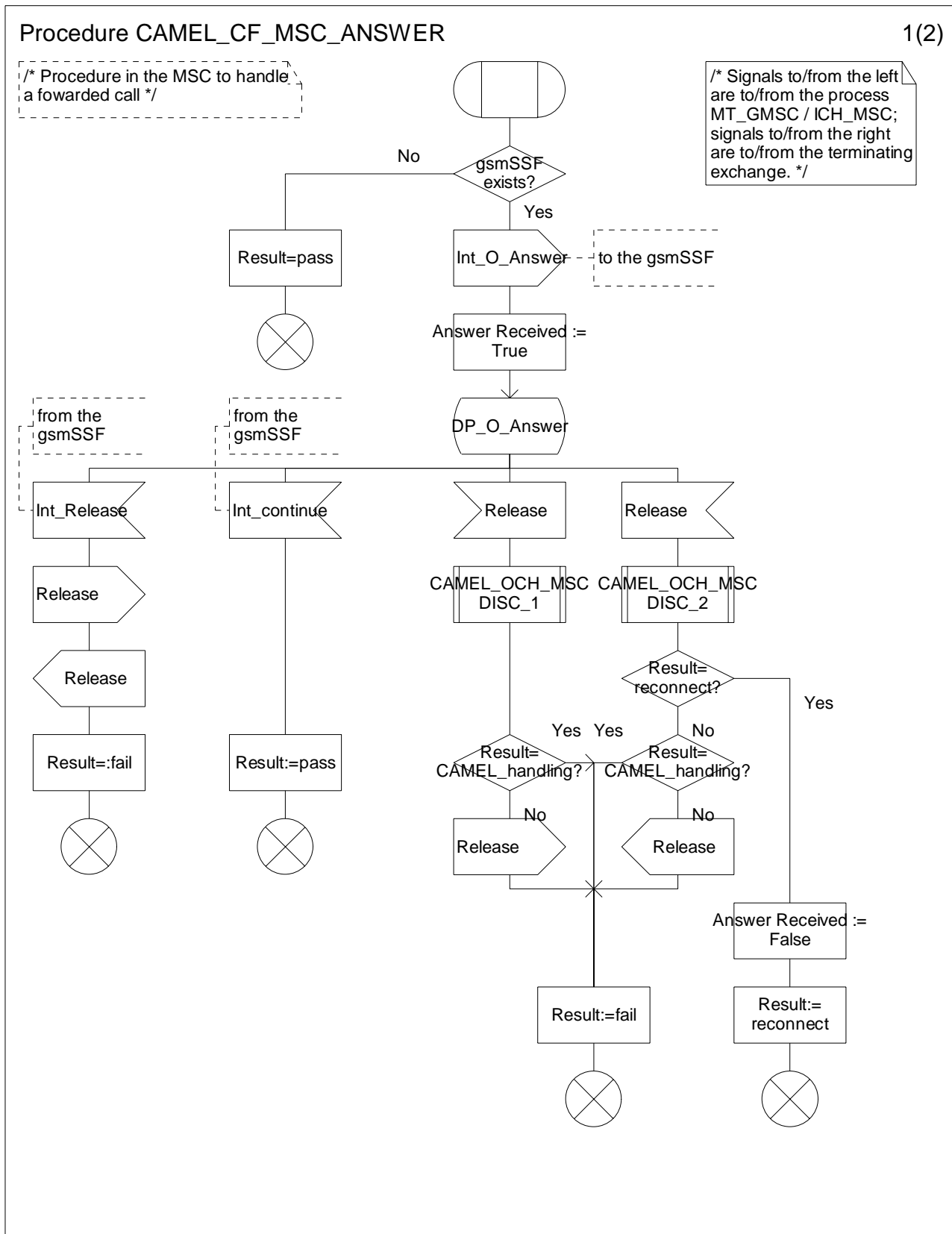


Figure 4.60a: Procedure CAMEL_CF_MSC_ANSWER (sheet 1)

Procedure CAMEL_CF_MSC_ANSWER

2(2)

/* Procedure in the MSC to handle a forwarded call */

/* Signals to/from the left are to/from the process MT_GMSC / ICH_MSC; signals to/from the right are to/from the terminating exchange. */

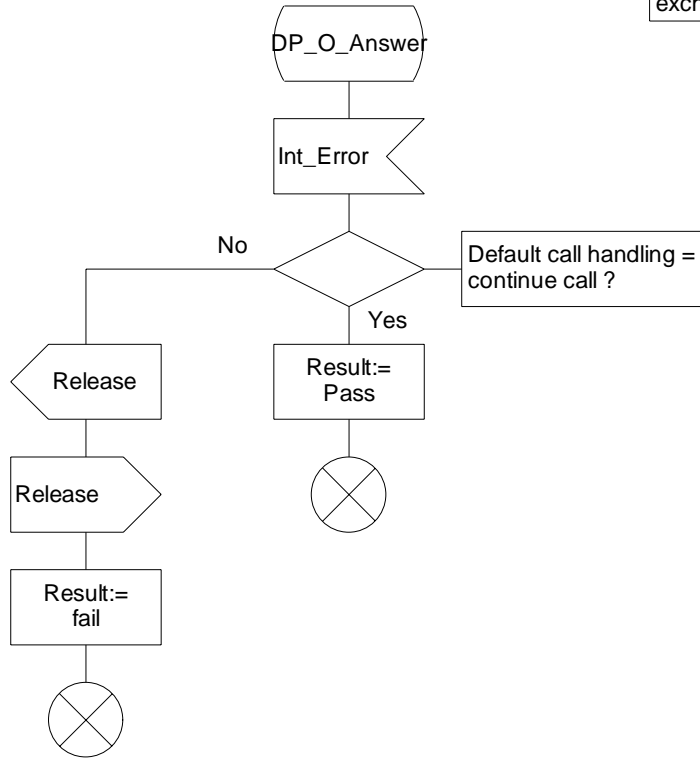


Figure 4.60b: Process CAMEL_CF_MSC_ANSWER (sheet 2)

Procedure CAMEL_CF_ETC

1(3)

/* Procedure in the MSC to handle a temporary connection */

/* Signals to/from the left are to/from the process MT_GMSC / ICH_MSC; signals to/from the right are to/from the gsmSSF; if not otherwise stated. */

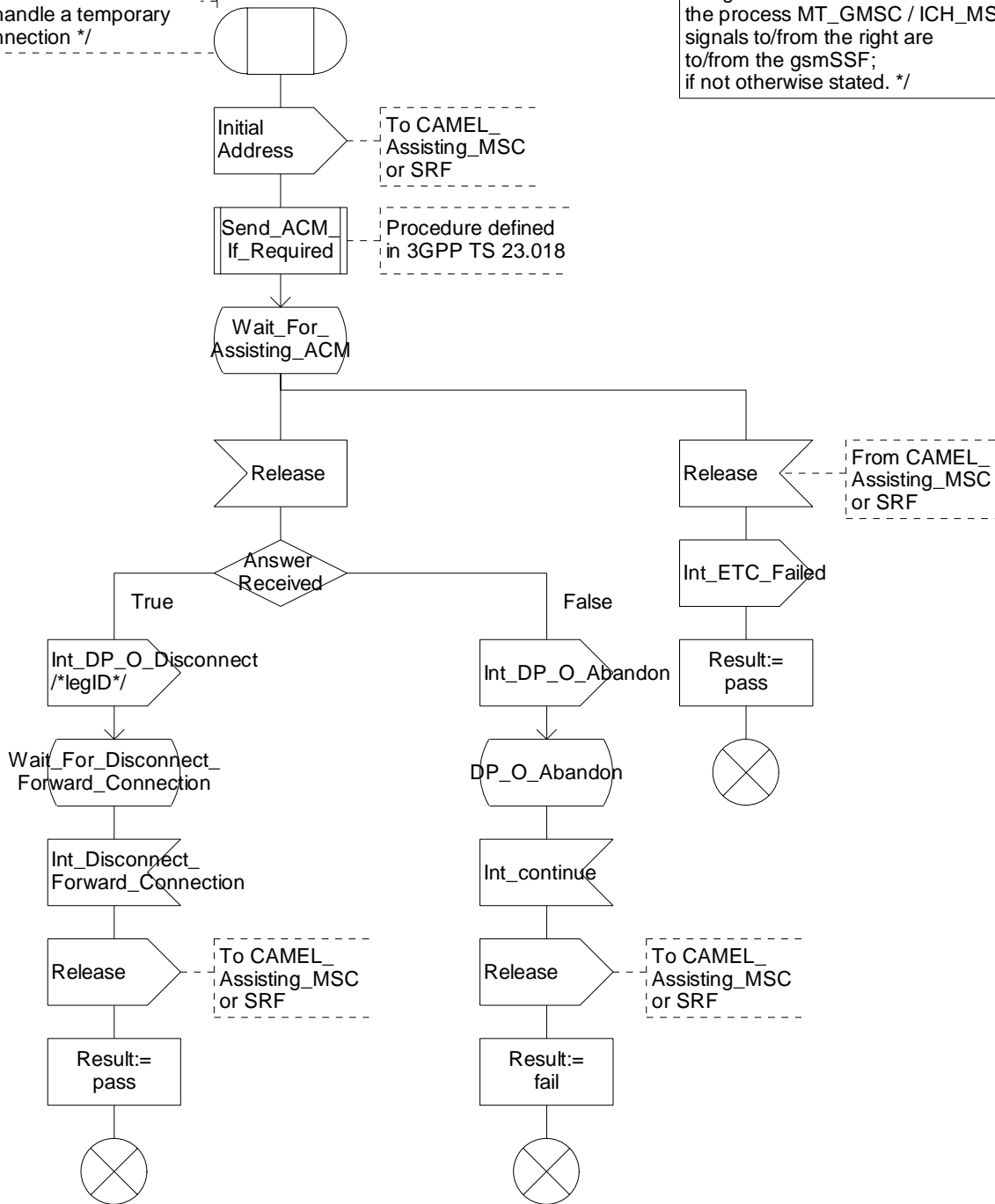


Figure 4.61a: Process CAMEL_CF_ETC (sheet 1)

Procedure CAMEL_CF_ETC

2(3)

/* Procedure in the MSC to handle a temporary connection */

/* Signals to/from the left are to/from the process MT_GMSC / ICH_MSC; signals to/from the right are to/from the CAMEL_Assisting_MSC or SRF. */

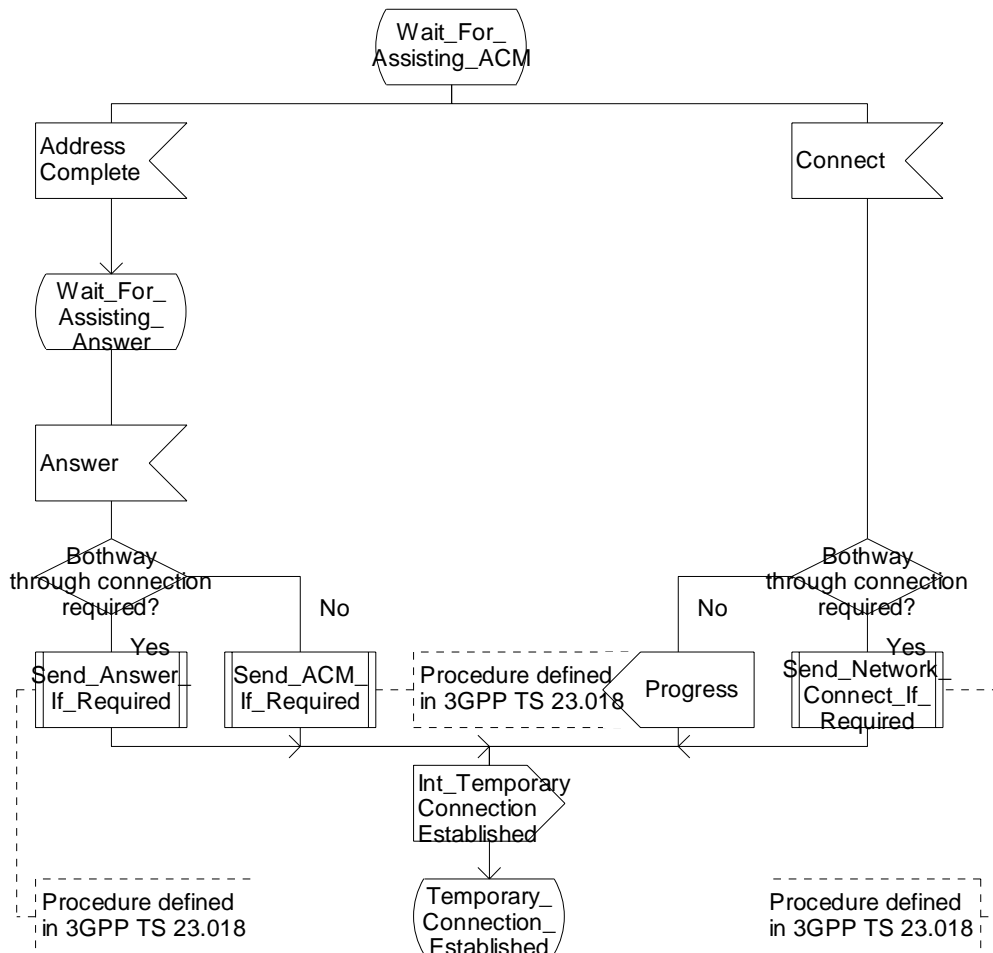


Figure 4.61b: Procedure CAMEL_CF_ETC (sheet 2)

Procedure CAMEL_CF_ETC

3(3)

/* Procedure in the MSC to handle a temporary connection */

/* Signals to/from the left are to/from the process MT_GMSC / ICH_MSC; signals to/from the right are to/from the gsmSSF; if not otherwise stated. */

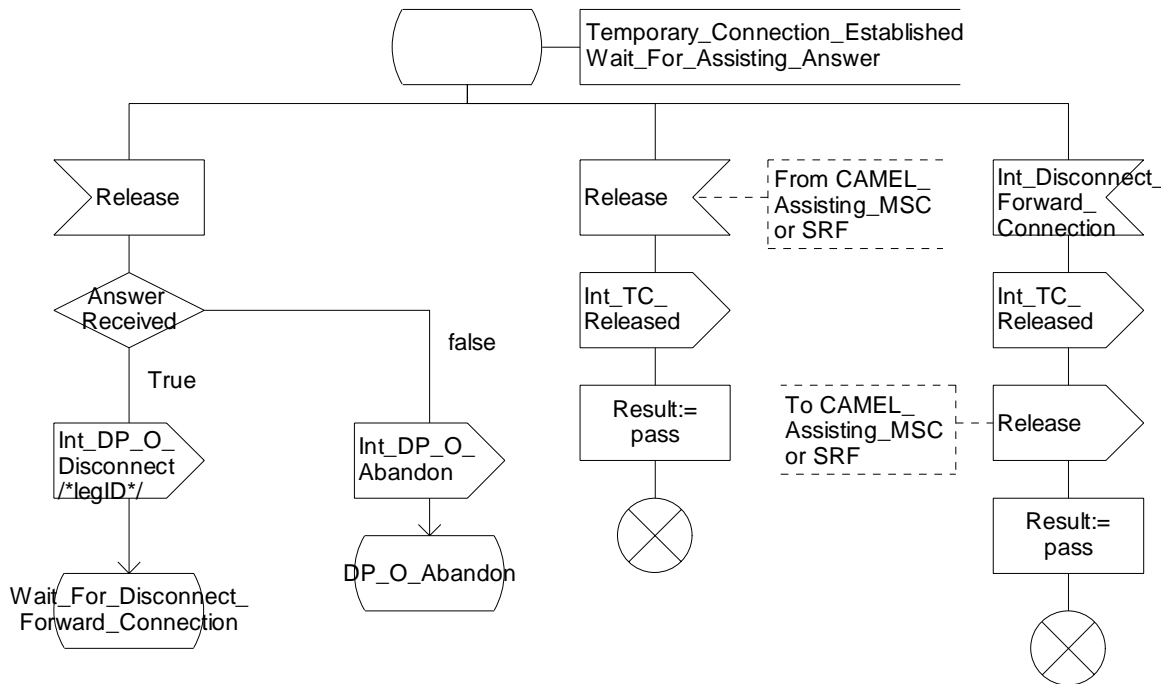


Figure 4.61c: Procedure CAMEL_CF_ETC (sheet 3)

Procedure CAMEL_CF_CTR

1(5)

/* Procedure in the MSC to handle a Connect To Resource operation */

/* Signals to/from the left are to/from the process MT_GMSC / ICH_MSC; signals to/from the right are to/from the gsmSSF if not otherwise stated. */

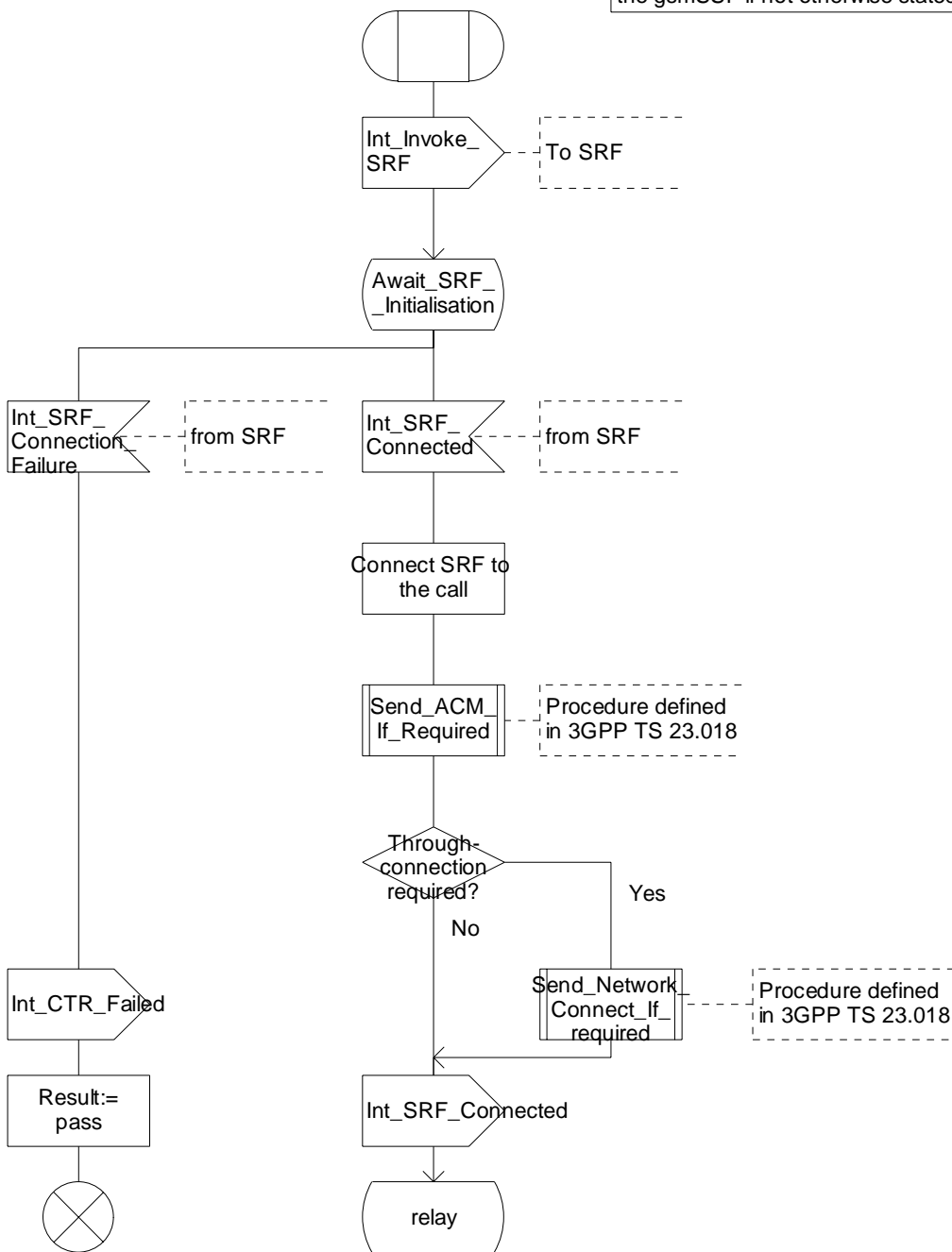


Figure 4.62a: Process CAMEL_CF_CTR (sheet 1)

Procedure CAMEL_CF_CTR

2(5)

/* Procedure in the MSC to handle a Connect To Resource operation */

/* Signals to/from the left are to/from the process MT_GMSC / ICH_MSC; signals to/from the right are to/from the gsmSSF if not otherwise stated. */

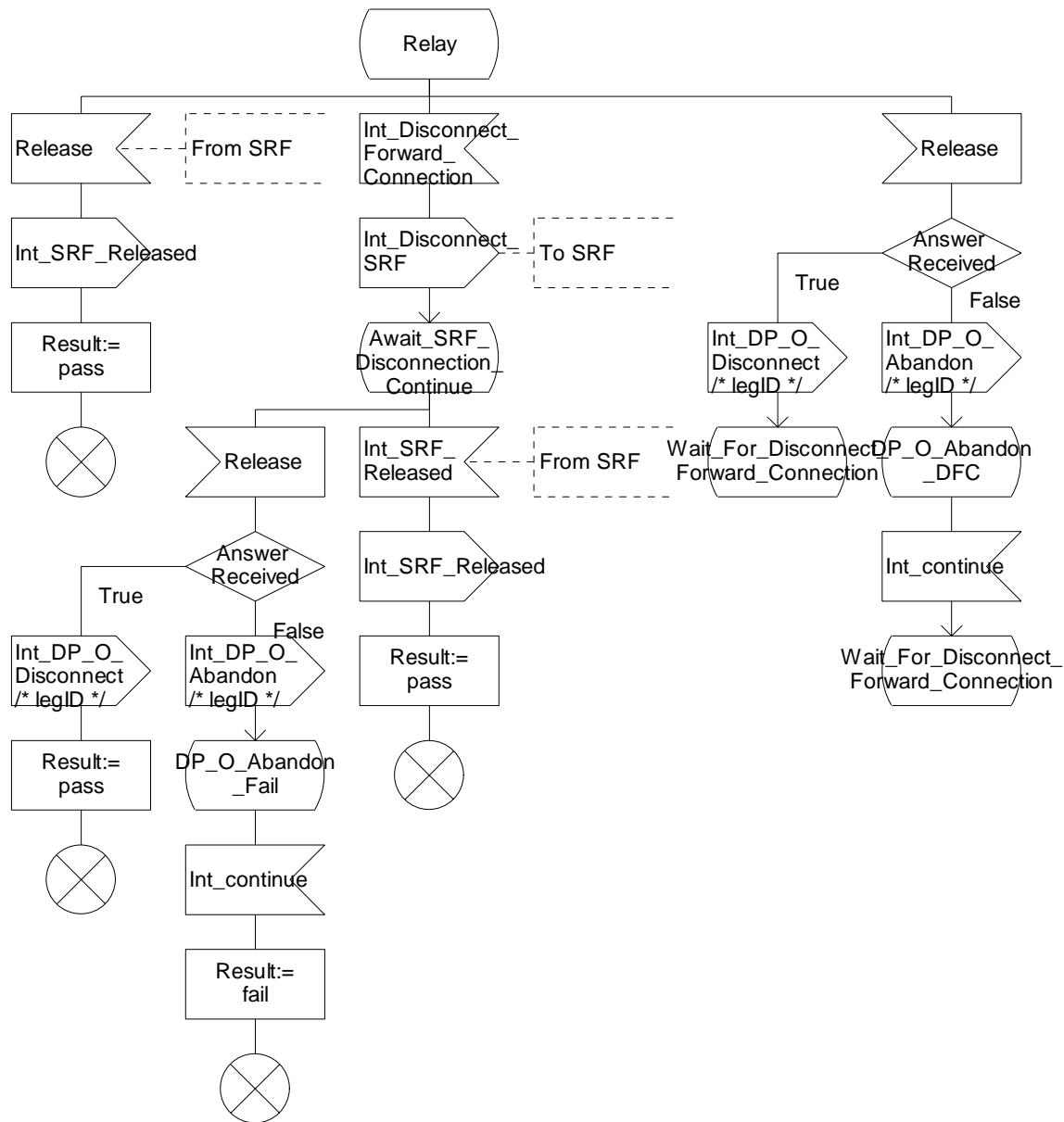


Figure 4.62b: Procedure CAMEL_CF_CTR (sheet 2)

Procedure CAMEL_CF_CTR

3(5)

/* Procedure in the MSC to handle a Connect To Resource operation */

/* Signals to/from the right are to/from the gsmSSF. Signals to/from the left are to/from the external SRF. */

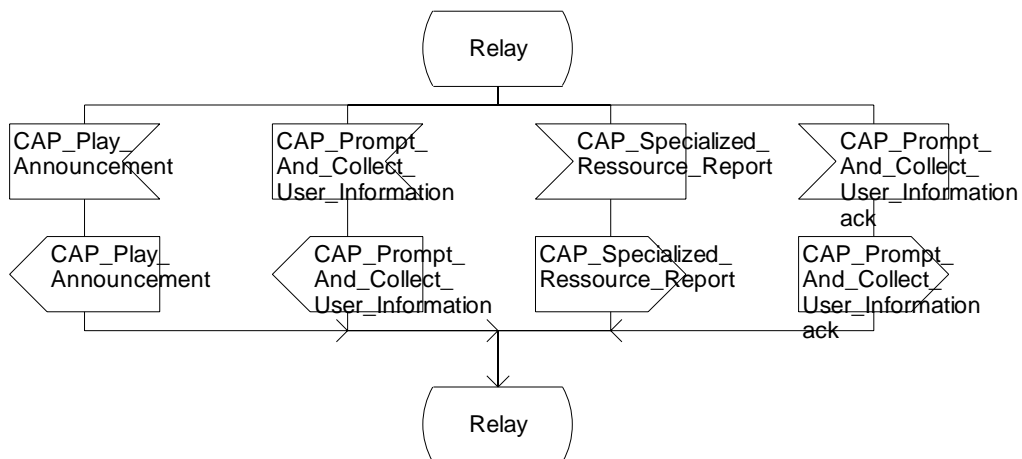


Figure 4.62c: Procedure CAMEL_CF_CTR (sheet 3)

Procedure CAMEL_CF_CTR

4(5)

/* Procedure in the MSC to handle a Connect To Resource operation */

/* Signals to/from the left are to/from the process MT_GMSC / ICH_MSC; signals to/from the right are to/from the gsmSSF if not otherwise stated. */

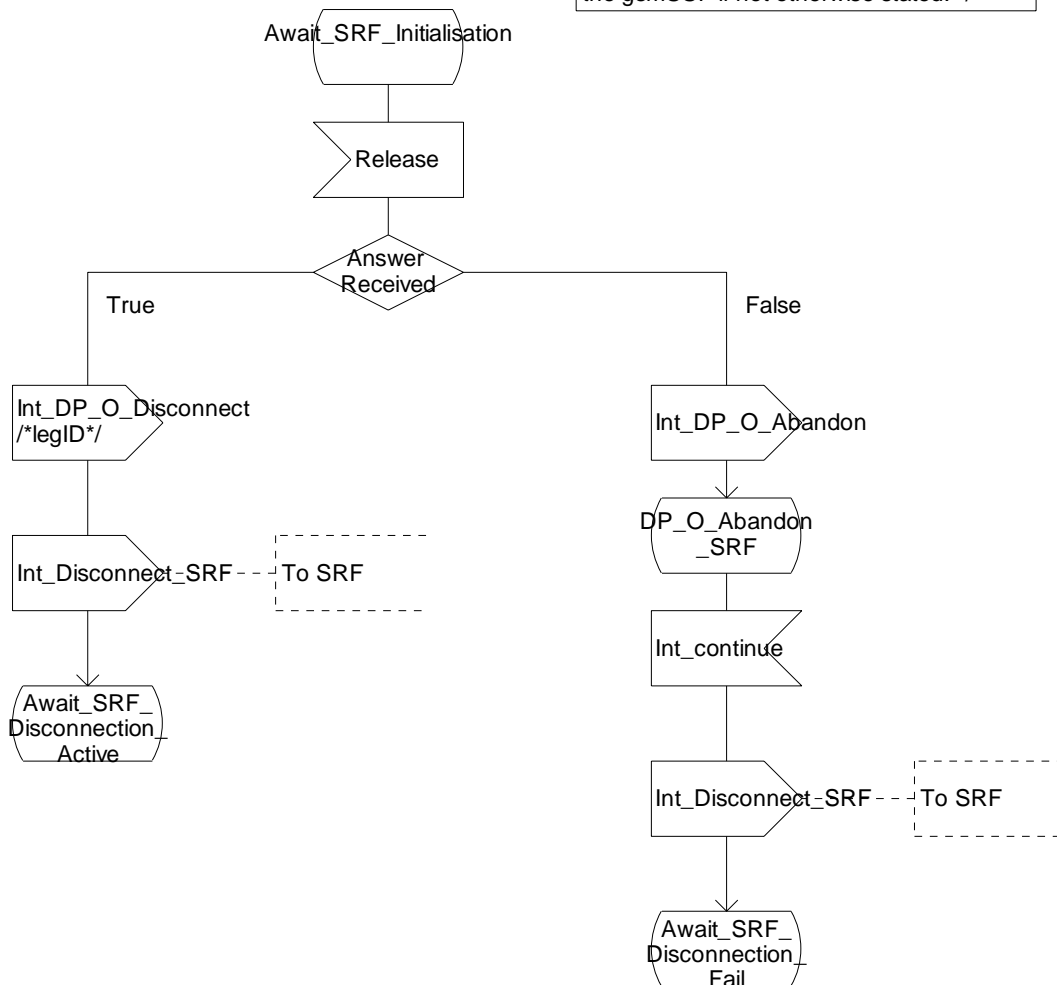


Figure 4.62d: Procedure CAMEL_CF_CTR (sheet 4)

Procedure CAMEL_CF_CTR

5(5)

/* Procedure in the MSC to handle a Connect To Resource operation */

/* Signals to/from the left are to/from the process MT_GMSC / ICH_MSC; signals to/from the right are to/from the gsmSSF if not otherwise stated. */

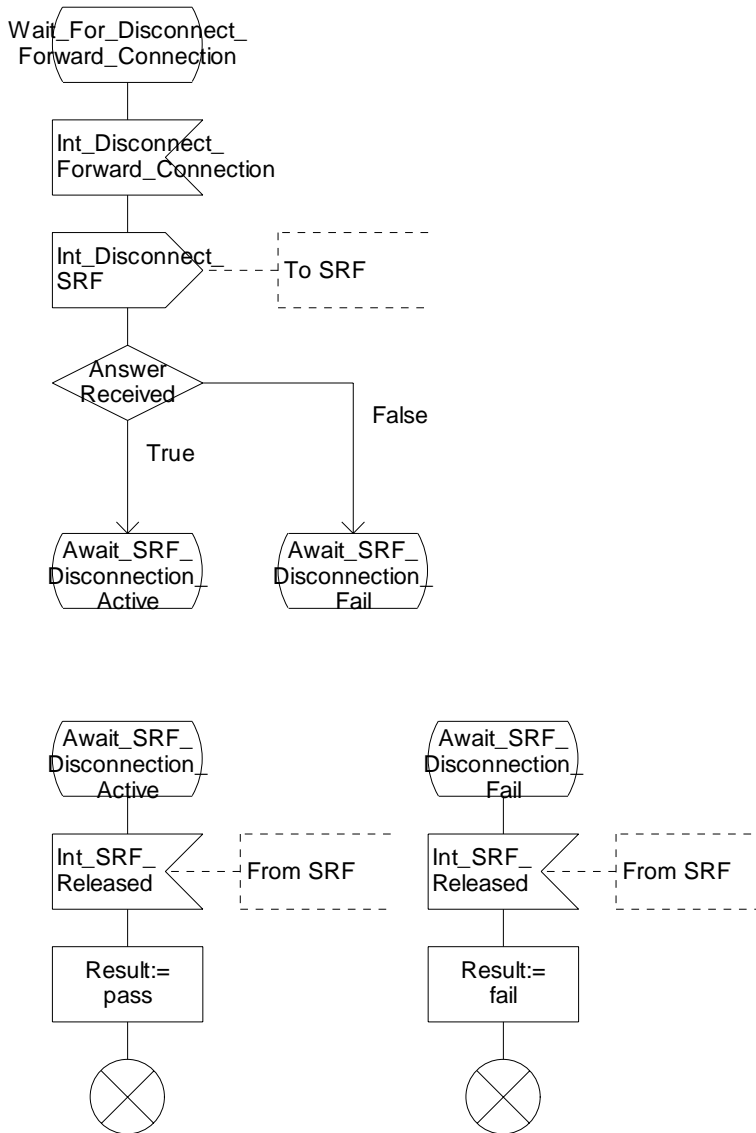


Figure 4.62e: Procedure CAMEL_CF_CTR (sheet 5)

4.5.6 Handling of mobile calls in the gsmSSF

Handling of mobile calls in the gsmSSF may involve the following process and procedures:

- gsmSSF;
- Check_Criteria;
- Connect_To_Resource;
- Handle_AC;
- Handle_ACR;
- Handle_CIR;
- Handle_CIR_leg;
- Complete_FCI_record;
- Complete_all_FCI_records;
- Handle_SCI;
- Handle_O_Answer;
- Handle_T_Answer.

The detailed error handling for the process gsmSSF and the associated procedures is specified in 3GPP TS 29.078 ([5]).

4.5.6.1 Information flow for call duration control

The following diagram shows the handling of the different timers that are used in the process gsmSSF and in the procedures Handle_AC, Handle_ACR, Handle_CIR. Timers Tssf, Tcp, Tsw, Tw and DELTA are defined in the process gsmSSF.

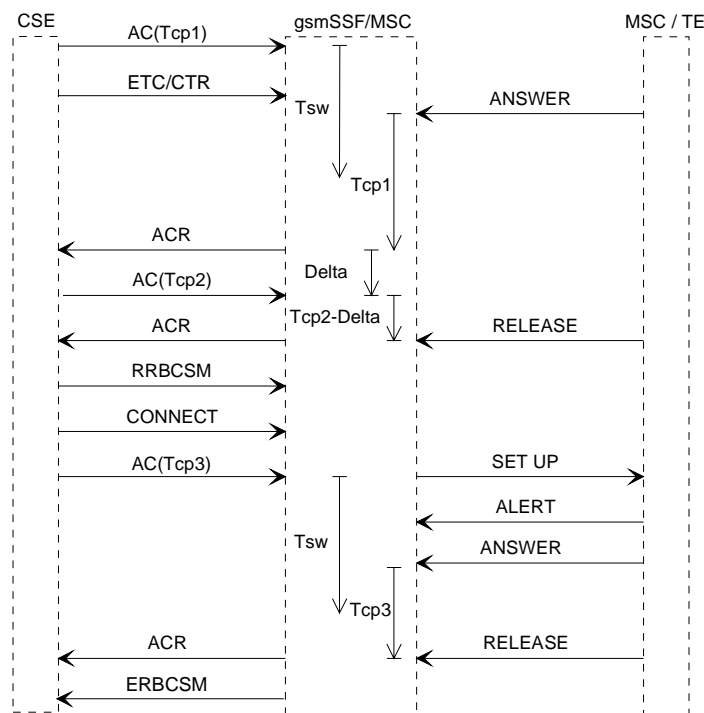


Figure 4.63: Information flow for call control duration

4.5.6.2 Behaviour of the gsmSSF in the process gsmSSF

The following paragraphs give details on the behaviour of the gsmSSF in the process gsmSSF.

4.5.6.2.1 Actions of the gsmSSF on receipt of CAP_Request_Report_BCSM_Event (at the state Waiting_For_Instructions)

The gsmSSF arms the requested EDP, if the arming rules are fulfilled and returns to state Waiting_For_Instructions.

The gsmSCF may request the monitoring for any one or more Answer, Busy, No Answer, Abandon, Route Select Failure and Disconnect Event of a party in the call.

4.5.6.2.2 Actions of the gsmSSF on receipt of CAP_Continue (at the state Waiting_For_Instructions)

An Int_Continue is sent to request the GMSC/MSC to continue call set-up as originally requested.

4.5.6.2.3 Actions of the gsmSSF on receipt of CAP_Release_Call (at the state Monitoring)

When a control relationship exists between the gsmSCF and gsmSSF (at least one EDP-R is armed), the gsmSCF may spontaneously instruct the gsmSSF to release the call at any time using the Release Call IF. The Release Call IF shall not be sent from the gsmSCF if only monitor relationship exists between the gsmSSF and the gsmSCF.

4.5.6.2.4 Actions of the gsmSSF on receipt of Int_DP_T_Busy or Int_DP_T_No_Answer including the parameter CF (at the state Monitoring)

If the handling of Int_DP_T_Busy or Int_DP_T_No_Answer including the parameter CF leads to the gsmSSF sending a CAP_Event_Report_BCSM to the gsmSCF, the gsmSSF shall include the parameter Call Forwarded as the Event Specific Information BCSM.

4.5.6.3 Procedure Handle_SCI

The following terminology has been used for e-parameters:

- Applicable and in use. The set of e-parameters is currently applicable and the set has been sent to the MS.
 - Applicable but waiting. The set of e-parameters is currently applicable but the set has not yet been sent to the MS.
 - Applicable but not in use. The set of e-parameters is currently applicable but it is not sent to the MS, e.g. because the Advice of Charge supplementary service is not subscribed.
 - Stored. The set of e-parameters is not yet applicable. The stored set of e-parameters becomes applicable when a tariff switch occurs.
- 1) Precondition: before an answer event is detected and no Tsw running at DP Collected_Info or Terminating_Attempt_Authorised:
 - if 1 set of e-parameters received --> send to the MSC;
 - if 2 sets e-parameters received --> error;
 - if 1 set of e-parameters and Tariff Switch received --> error;
 - if 2 sets of e-parameters and Tariff Switch received --> send 1st to the MSC/start Tsw/store 2nd.
 - 2) Precondition: before an answer event is detected and Tsw running and no e-parameters at DP Collected_Info or Terminating_Attempt_Authorised:
 - if 1 set of e-parameters received --> error, no e-parameters stored;
 - if 2 sets e-parameters received --> send 1st to the MSC/store 2nd;

- if 1 set of e-parameters and Tariff Switch received --> error;
 - if 2 sets of e-parameters and Tariff Switch received --> error.
- 3) Precondition: before an answer event is detected and Tsw running and e-parameters stored at DP Collected_Info or Terminating_Attempt_Authorised:
- if 1 set of e-parameters received --> error;
 - if 2 sets e-parameters received --> error;
 - if 1 set of e-parameters and Tariff Switch received --> error;
 - if 2 sets of e-parameters and Tariff Switch received --> error.
- 4) Precondition: after an answer event is detected and no Tsw running:
- if 1 set of e-parameters received --> send to the MSC;
 - if 2 sets e-parameters received --> error;
 - if 1 set of e-parameters and Tariff Switch received --> start Tsw/store set;
 - if 2 sets of e-parameters and Tariff Switch received --> error.
- 5) Precondition: after an answer event is detected and Tsw running and no e-parameters:
- if 1 set of e-parameters received --> store e-parameters;
 - if 2 sets e-parameters received --> error;
 - if 1 set of e-parameters and Tariff Switch received --> error;
 - if 2 sets of e-parameters and Tariff Switch received --> error.
- 6) Precondition: after an answer event is detected and Tsw running and e-parameters stored:
- if 1 set of e-parameters received --> error;
 - if 2 sets e-parameters received --> error;
 - if 1 set of e-parameters and Tariff Switch received --> error;
 - if 2 sets of e-parameters and Tariff Switch received --> error.
- 7) Precondition: call processing is suspended at DP Analysed_Information:
- if 1 set of e-parameters received --> send to the MSC;
 - if 2 sets e-parameters received --> error;
 - if 1 set of e-parameters and Tariff Switch received --> error;
 - if 2 sets of e-parameters and Tariff Switch received --> send 1st to the MSC/start Tsw/store 2nd.

NOTE 1: The MSC shall store the received e-parameters to be sent subsequently to the MS. The MSC shall send these e parameters to the MS in a Connect message or in a Facility message.

NOTE 2: Dialed service gsmSCF can only give e-parameter(s)/Tsw when it is not given previously by Subscriber Service gsmSCF. After Dialed service gsmSCF gives e-parameter(s)/Tsw, Subscriber Service gsmSCF shall not give further on-line charging instructions (i.e. Send Charging Information and Apply Charging).

For D-CSI, this is ensured by service subscription restriction by a home network operator. For N-CSI, this is ensured by a roaming agreement between home network operator and visited network operator or is only applicable within a home network.

NOTE 3: When a CSE relationship is closed then the *stored* e-parameters given by that dialogue are discarded. Any Tariff Switch timer (Tsw) is also stopped when the CSE relationship is closed. If the CSE has given any e-parameters which are not *stored* but which are applicable (regardless of whether they are *applicable and in use*, *applicable but waiting*, or *applicable but not in use*) when the CSE relationship is closed, those e-parameters are also valid after the CSE relationship is closed. If any subsequent CAP dialogues give e-parameters those new e-parameters shall overwrite the applicable e-parameters given by the preceding CAP dialogues.

4.5.6.4 Process gsmSSF and procedures

The call gap operation can only be received for an opened transaction between the gsmSSF and the gsmSCF.

Process gsmSSF

1(33)

```
/* Invocation of gsmSSF in MO, MT, VT or CF call case. */
```

```
/* Timers used in the gsmSSF process:
```

```
Tssf: Application timer in the ssf.
```

```
Tcp: Timer for call period.
```

```
    This timer measures the duration of a call period.
```

```
Tsw: Timer for tariff switch.
```

```
    At the expiration of this timer, a new tariff switch shall be started.
```

```
Tw: Warning timer.
```

```
    At the expiration of this timer, a warning tone shall be played to the calling party.
```

```
DELTA: time, measured in the gsmSSF, elapsed between the time an
```

```
    ApplyChargingReport operation is send to the gsmSCF and an
```

```
    ApplyCharging operation is received from the gsmSCF.
```

```
Tccd: Control of call duration timer.
```

```
    This timer supervises if after sending of ACR a new AC is received.
```

```
    Tccd has a value range of 1 to 20 seconds.
```

```
Ranges for the default values for Tssf.
```

```
- non user interaction Tssf timer value: 1 second to 20 seconds
```

```
- user interaction Tssf timer value: 1 minute to 30 minutes
```

```
*/
```

```
/* TASK definition:
```

```
The sending of an Application_Begin signal opens a new relationship to the gsmSCF.
```

```
The sending of an Application_End or Abort signal terminates the relationship to the gsmSCF.
```

```
*/
```

```
/* Decision box definitions (1)
```

```
'armed TDPs for this CSI?'
```

```
It is questioned whether or not the ongoing call can encounter further TDPs which are indicated in the current CSI.
```

```
'Call to be released?'
```

```
It is questioned whether or not the ongoing call will be released imediately after gsmSSF has responded; that is the ongoing call will not send any signals furtheron to the gsmSSF.
```

```
NOTE: In this case the gsmSSF shall also go to idle.
```

```
*/
```

```
/* Decision box definitions (2)
```

```
Thefollowing decisions are used by procedures in CCF.
```

```
'gsmSSF invoked?'
```

```
Is the gsmSSF process in any state other than Idle?
```

```
*/
```

Figure 4.64a: Process gsmSSF (sheet 1)

Process gsmSSF

2(33)

/* Invocation of gsmSSF in MO, MT, VT or CF call case. */

/* Signals to/from the left are to/from the MSC; signals to/from the right are to/from the gsmSCF. */

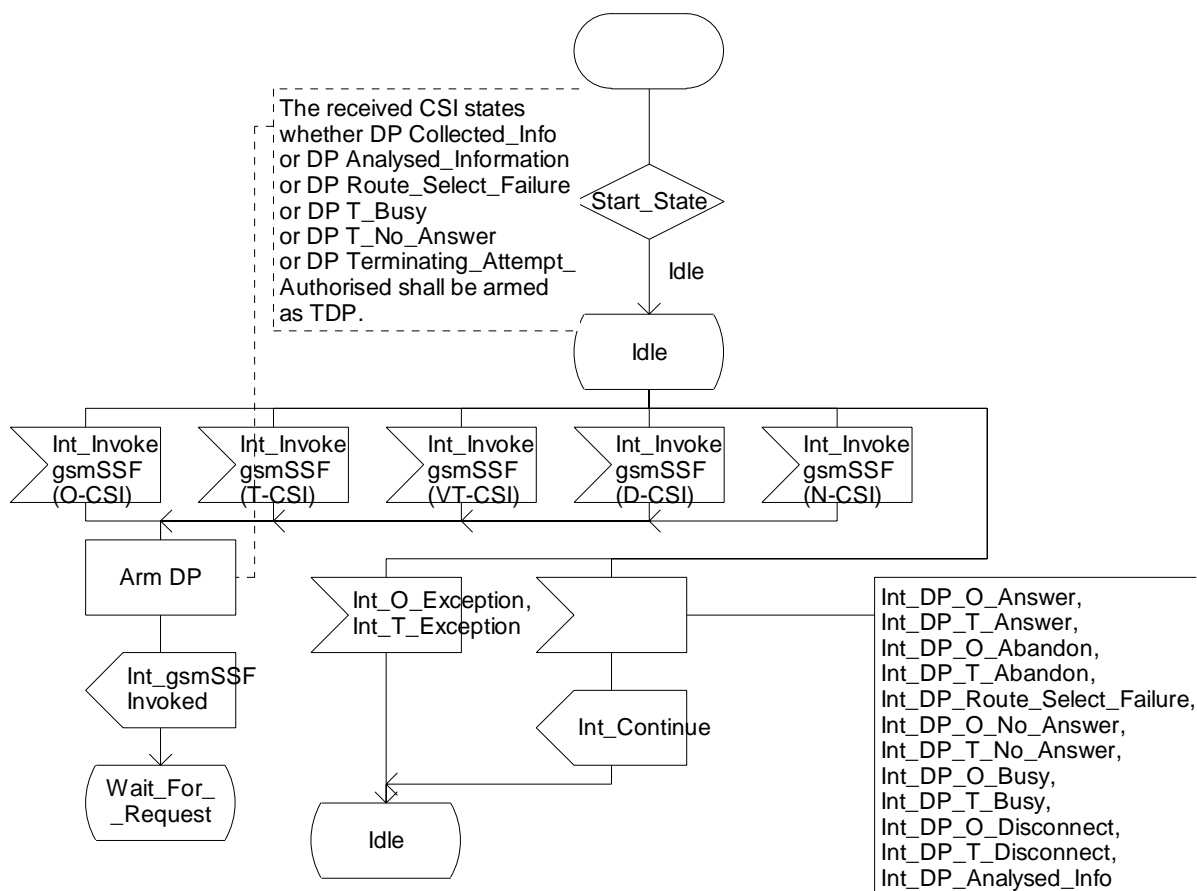


Figure 4.64b: Process gsmSSF (sheet 2)

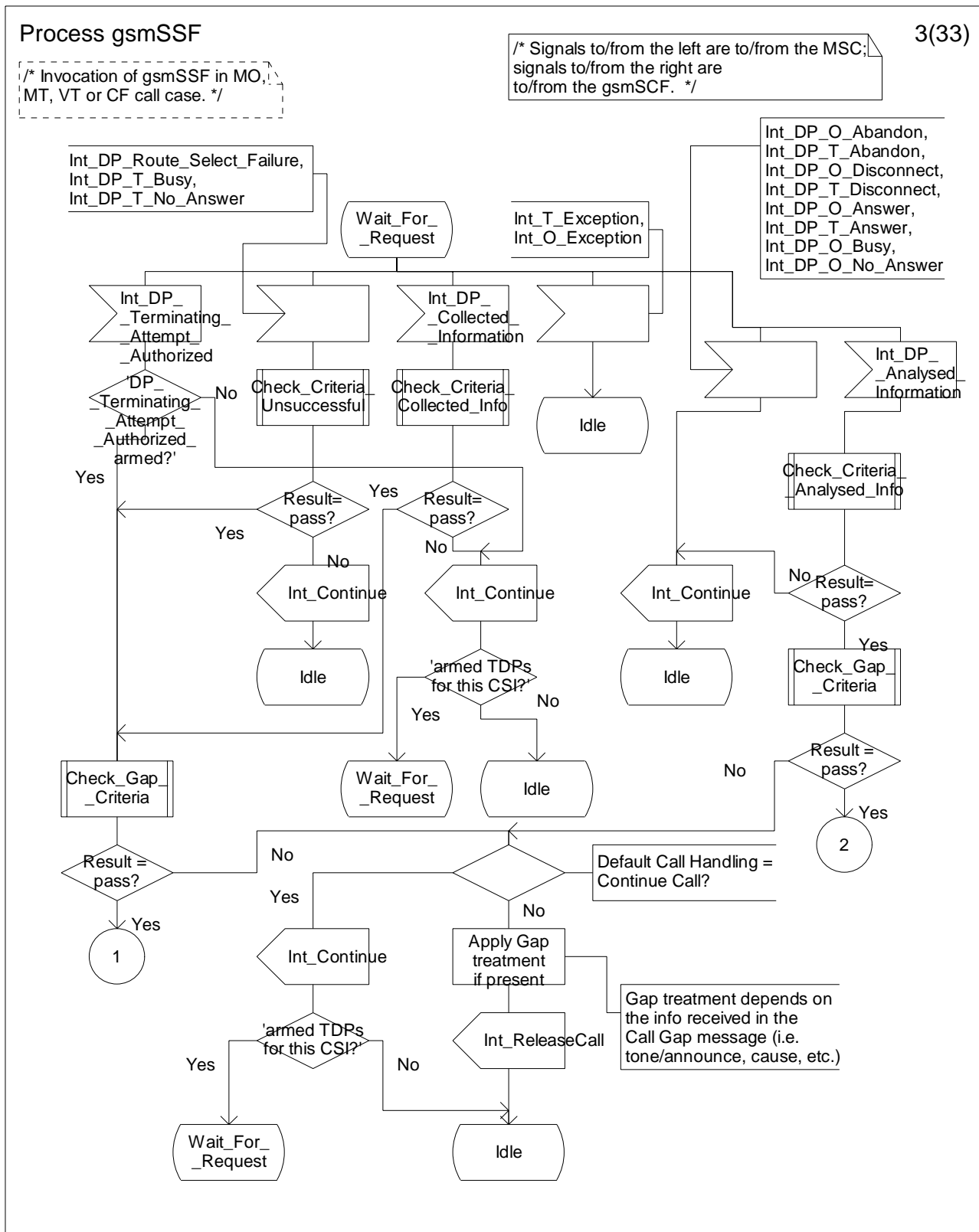


Figure 4.64c: Process gsmSSF (sheet 3)

Process gsmSSF

4(33)

/* Invocation of gsmSSF in MO, MT, VT or CF call case. */

/* Signals to/from the left are to/from the MSC; signals to/from the right are to/from the gsmSCF. */

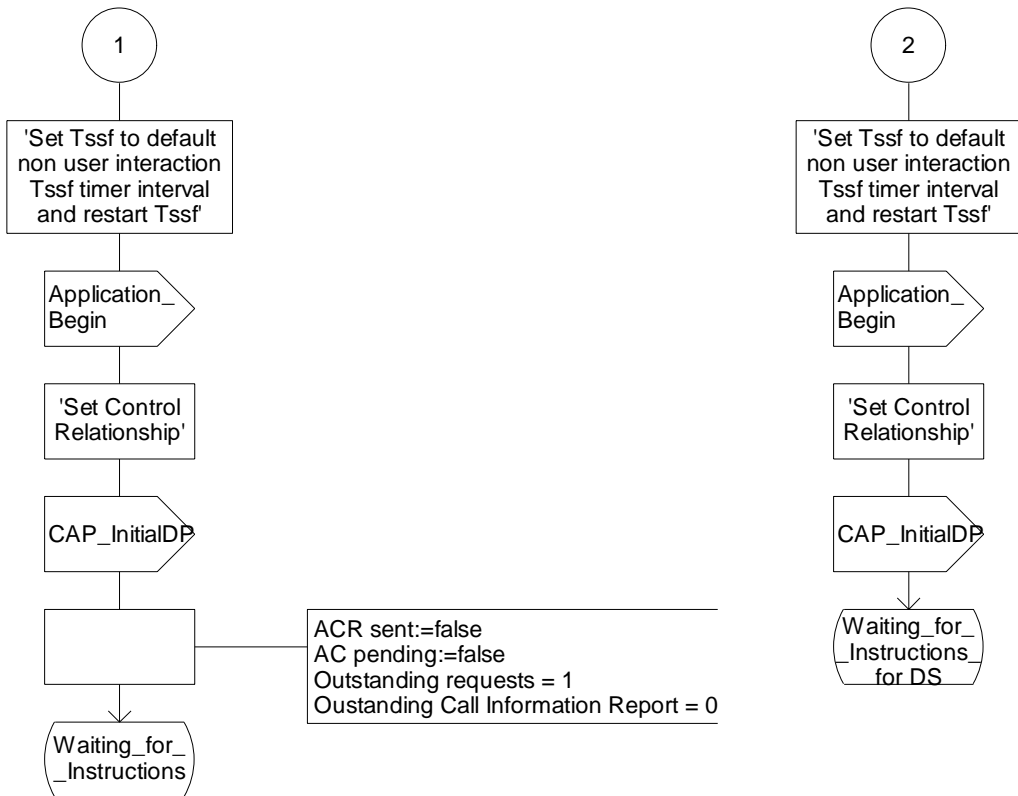


Figure 4.64d: Process gsmSSF (sheet 4)

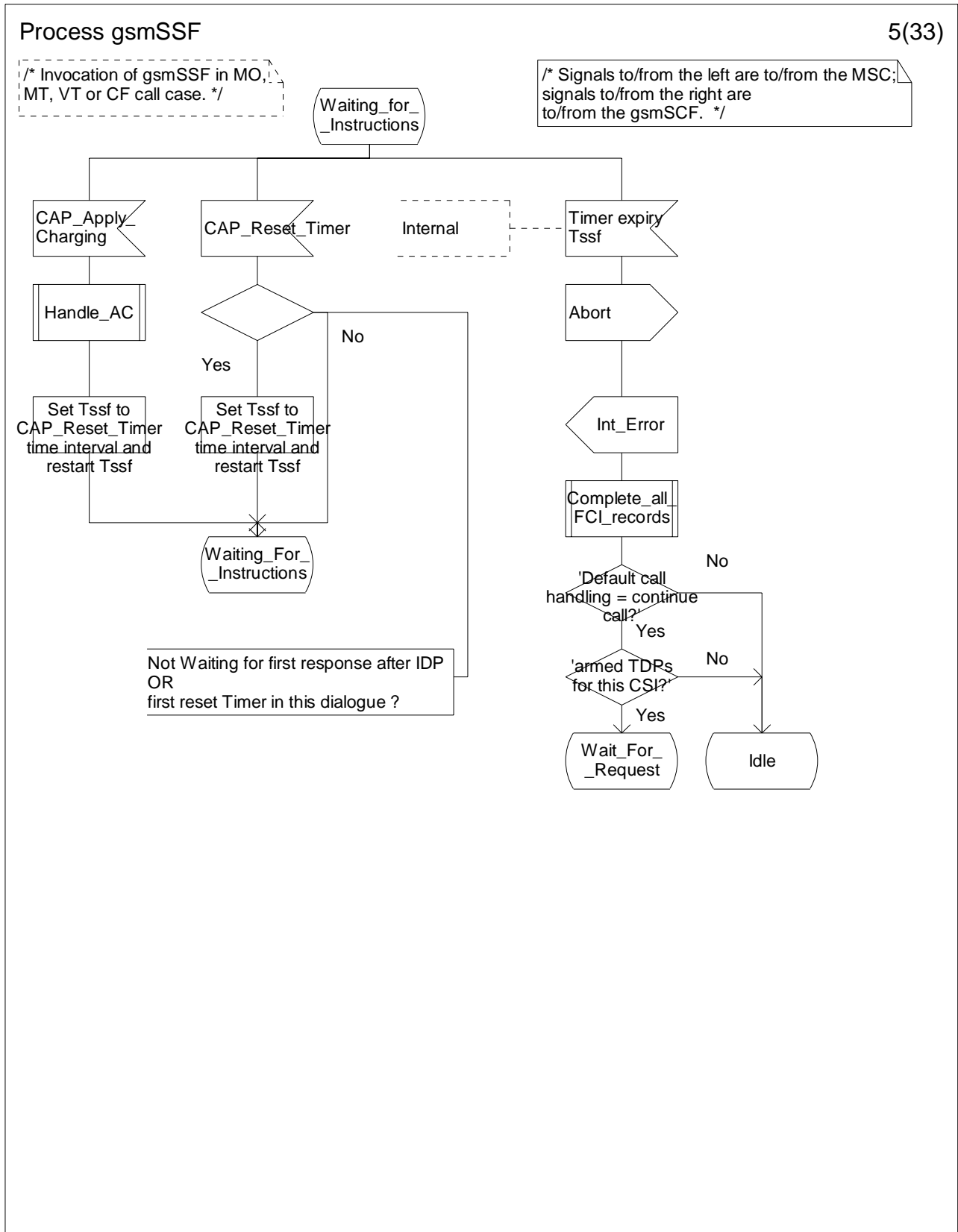


Figure 4.64e: Process gsmSSF (sheet 5)

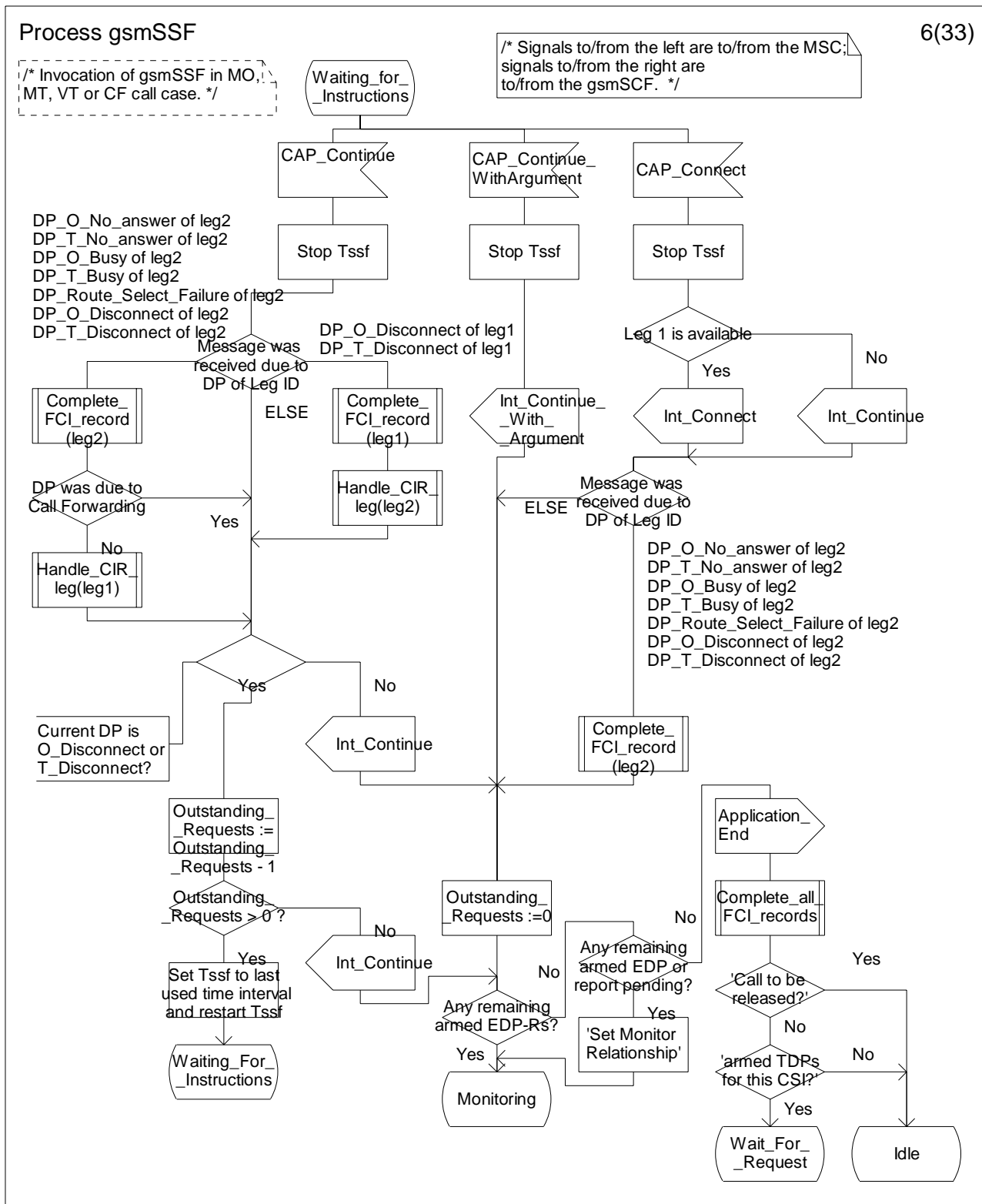


Figure 4.64f: Process gsmSSF (sheet 6)

Process gsmSSF

7(33)

/* Invocation of gsmSSF in MO, MT, VT or CF call case. */

/* Signals to/from the left are to/from the MSC; signals to/from the right are to/from the gsmSCF. */

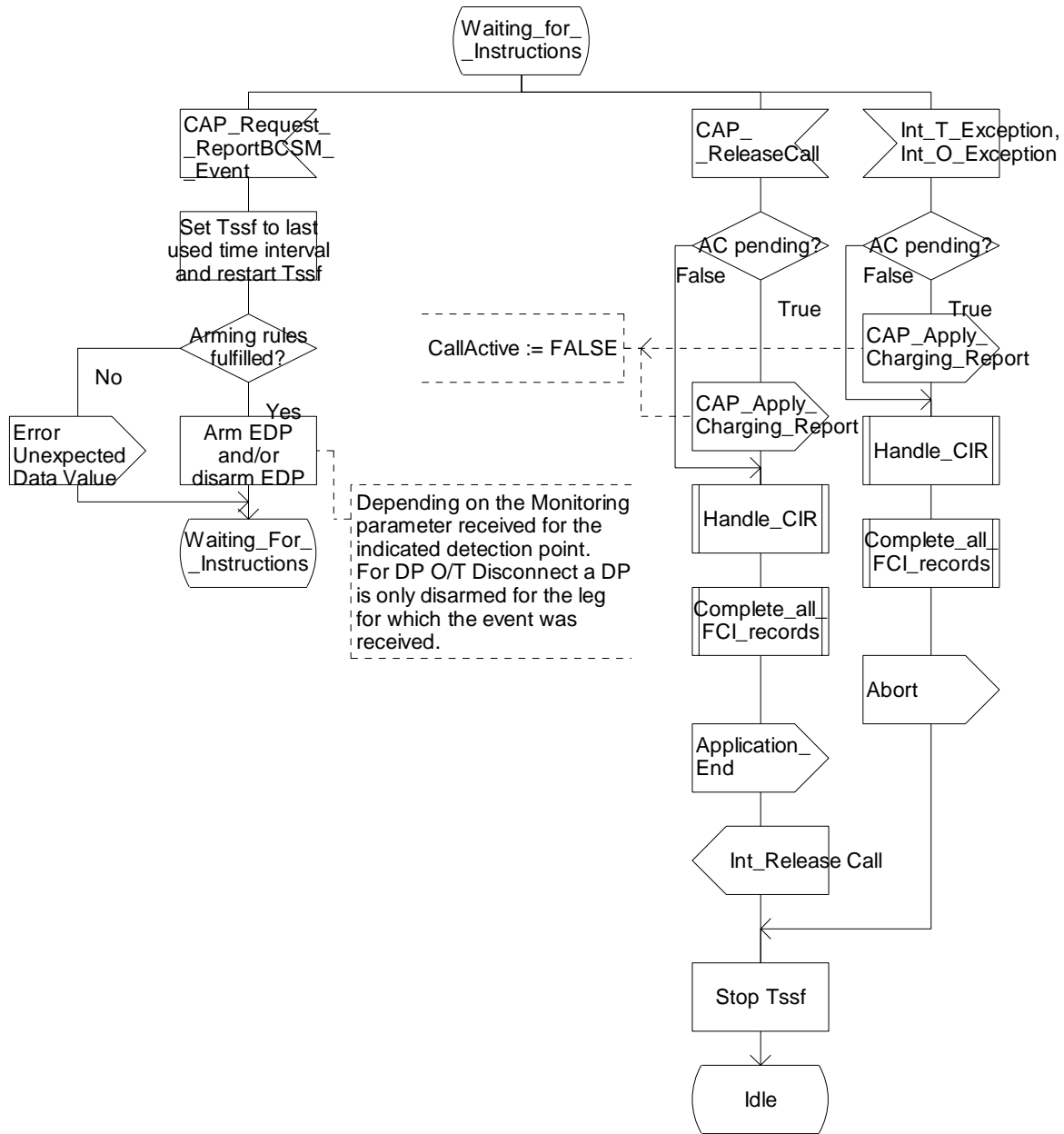


Figure 4.64g: Process gsmSSF (sheet 7)

Process gsmSSF

8(33)

/* Invocation of gsmSSF in MO, MT, VT or CF call case. */

Waiting_For_Instructions

/* Signals to/from the left are to/from the MSC; signals to/from the right are to/from the gsmSCF. */

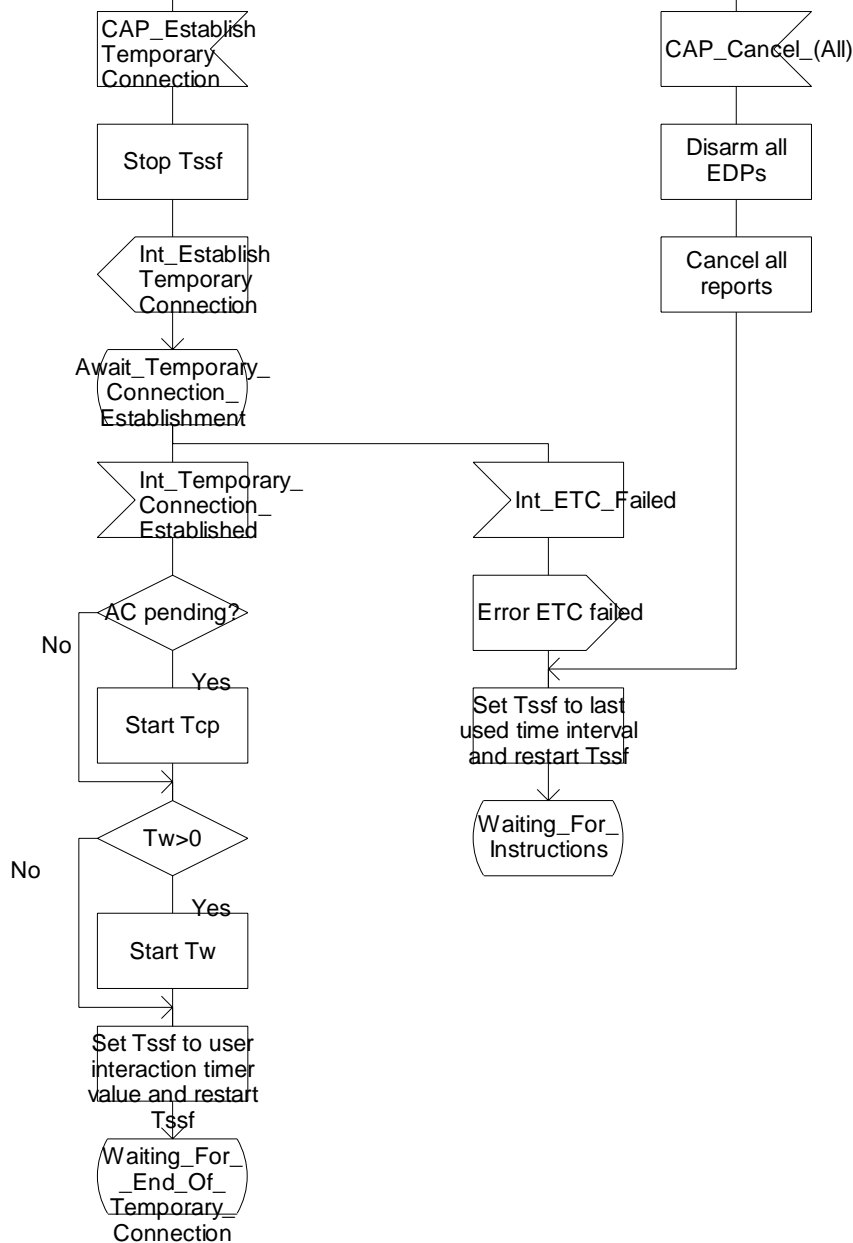


Figure 4.64h: Process gsmSSF (sheet 8)

Process gsmSSF

9(33)

/* Invocation of gsmSSF in MO, MT, VT or CF call case. */

/* Signals to/from the left are to/from the MSC; signals to/from the right are to/from the gsmSCF. */

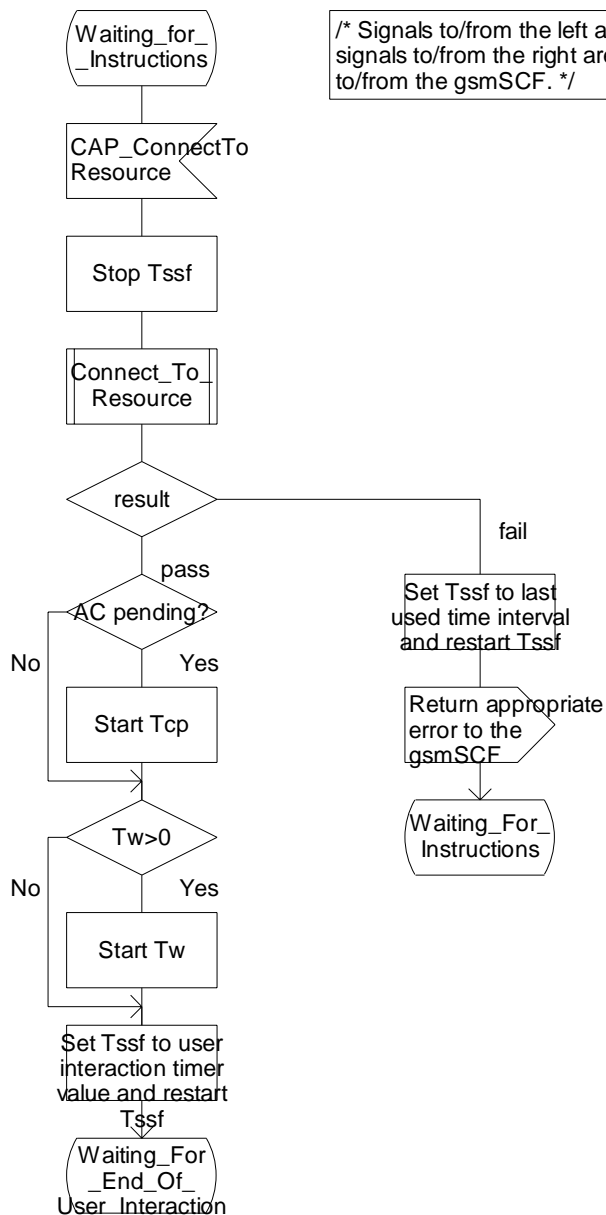


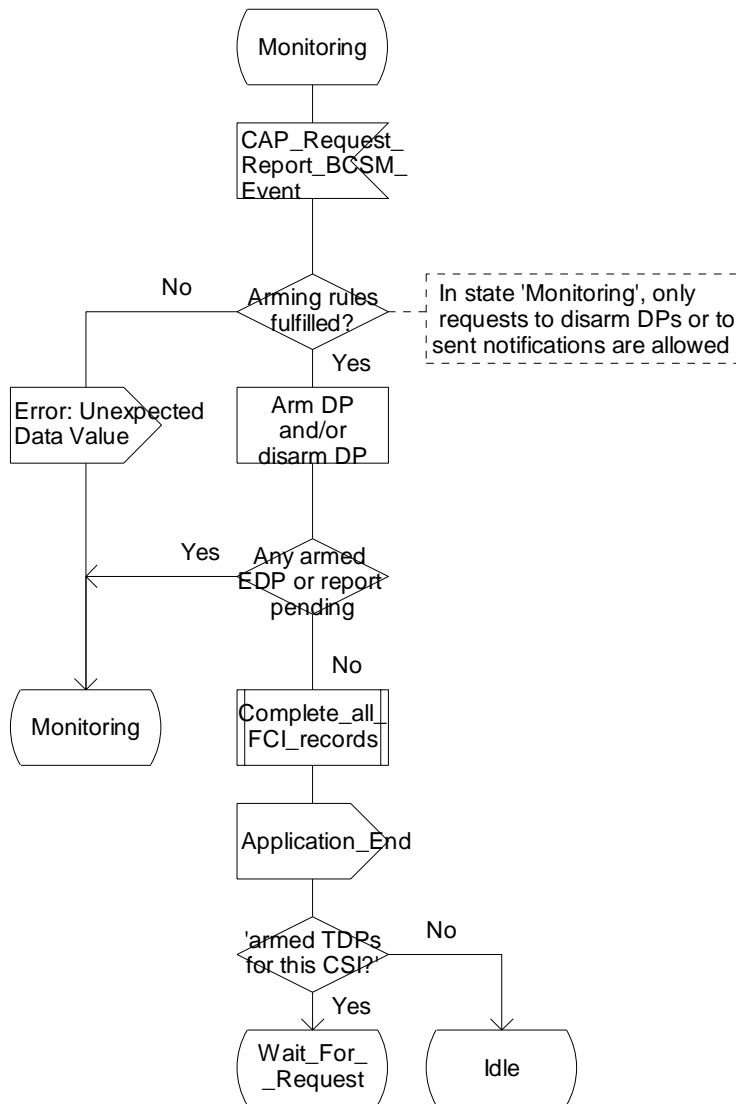
Figure 4.64i: Process gsmSSF (sheet 9)

Process gsmSSF

10(33)

/* Invocation of gsmSSF in MO, MT, VT or CF call case. */

/* Signals to/from the right are to/from the gsmSCF. */



In state 'Monitoring', only requests to disarm DPs or to sent notifications are allowed

Figure 4.64j: Process gsmSSF (sheet 10)

Process gsmSSF

11(33)

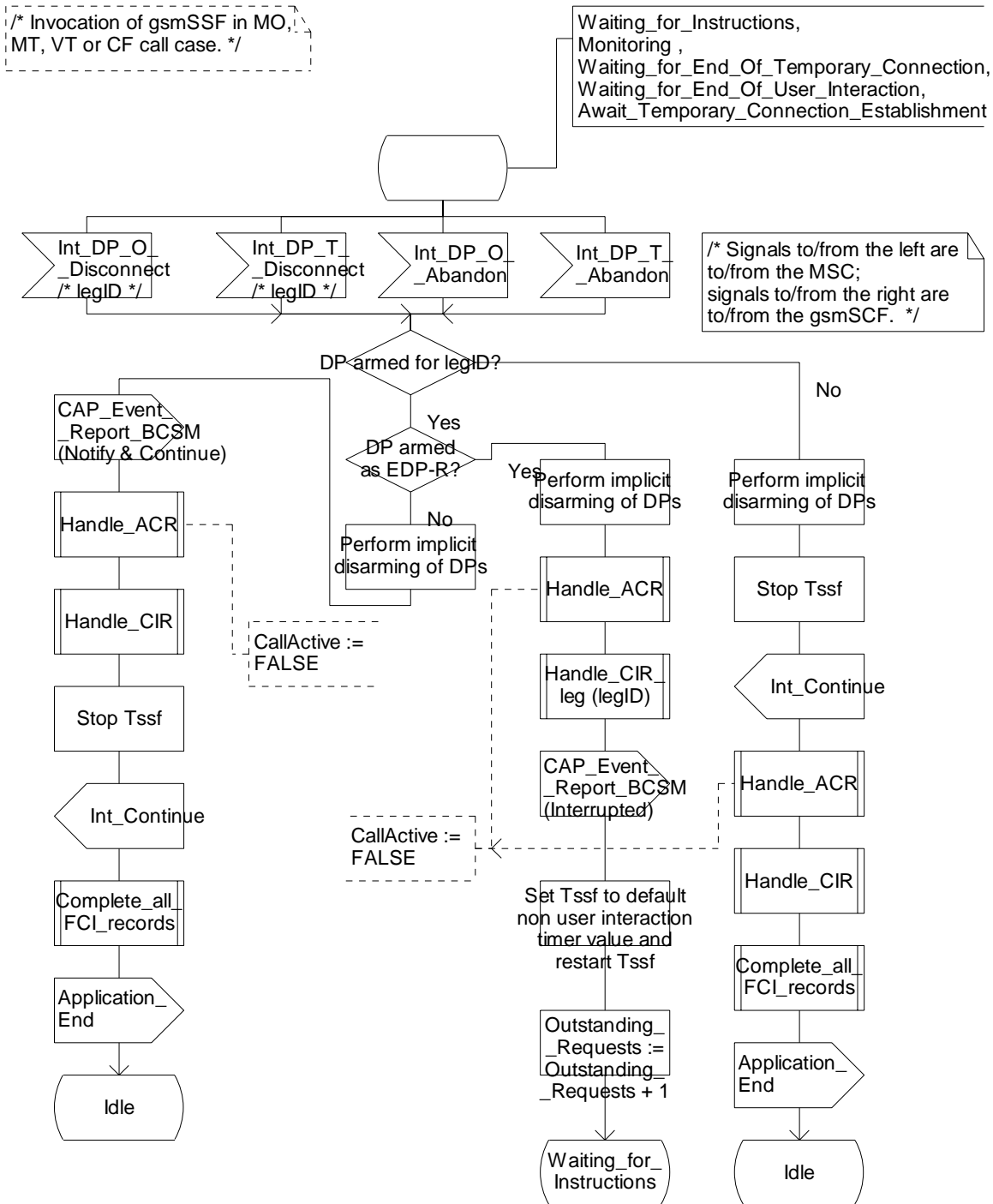


Figure 4.64k: Process gsmSSF (sheet 11)

Process gsmSSF

12(33)

/* Invocation of gsmSSF in MO, MT, VT or CF call case. */

/* Signals to/from the left are to/from the MSC; signals to/from the right are to/from the gsmSCF. */

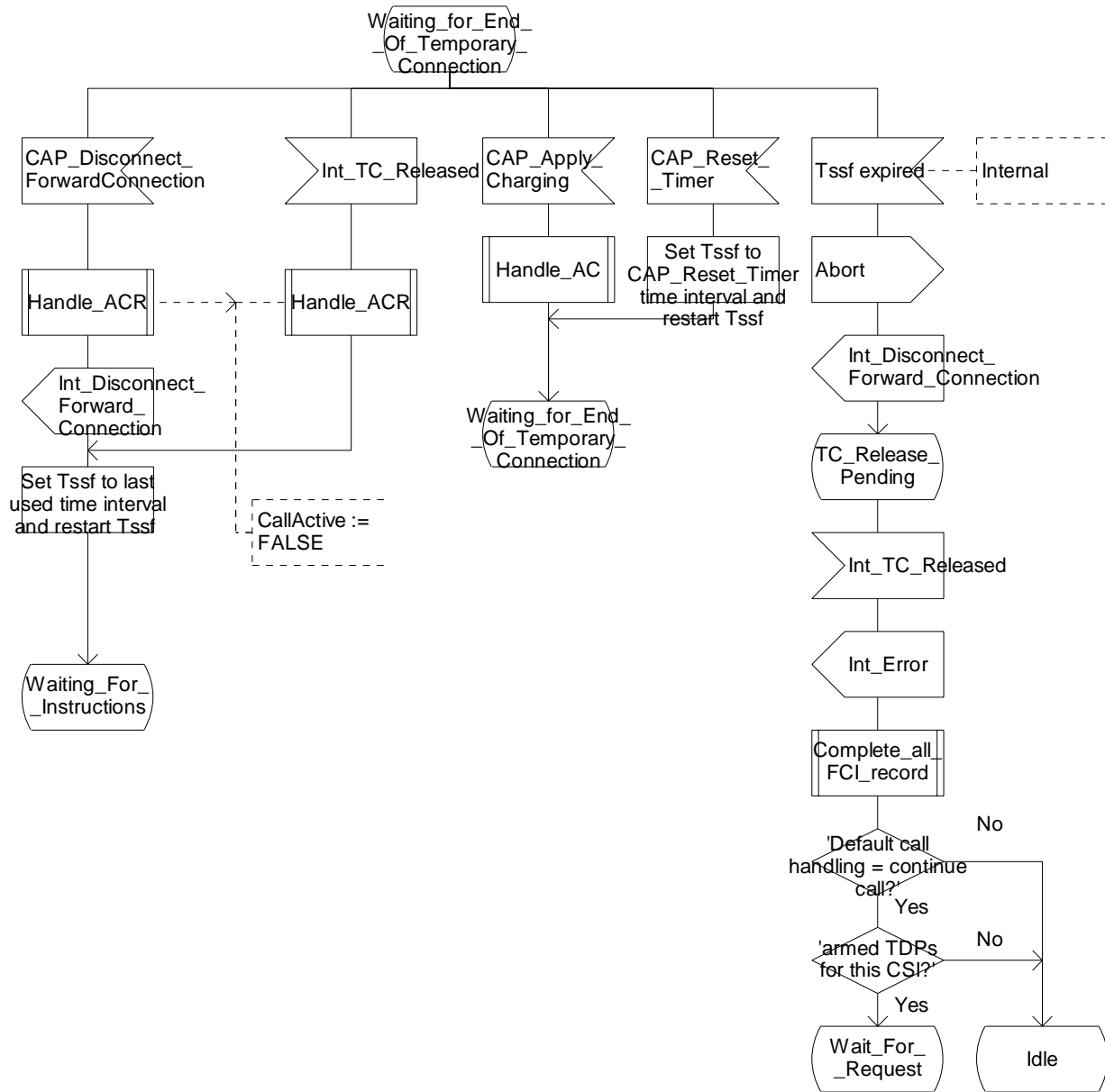


Figure 4.64I: Process gsmSSF (sheet 12)

Process gsmSSF

13(33)

/* Invocation of gsmSSF in MO, MT, VT or CF call case. */

/* Signals to/from the left are to/from the MSC; signals to/from the right are to/from the gsmSCF. */

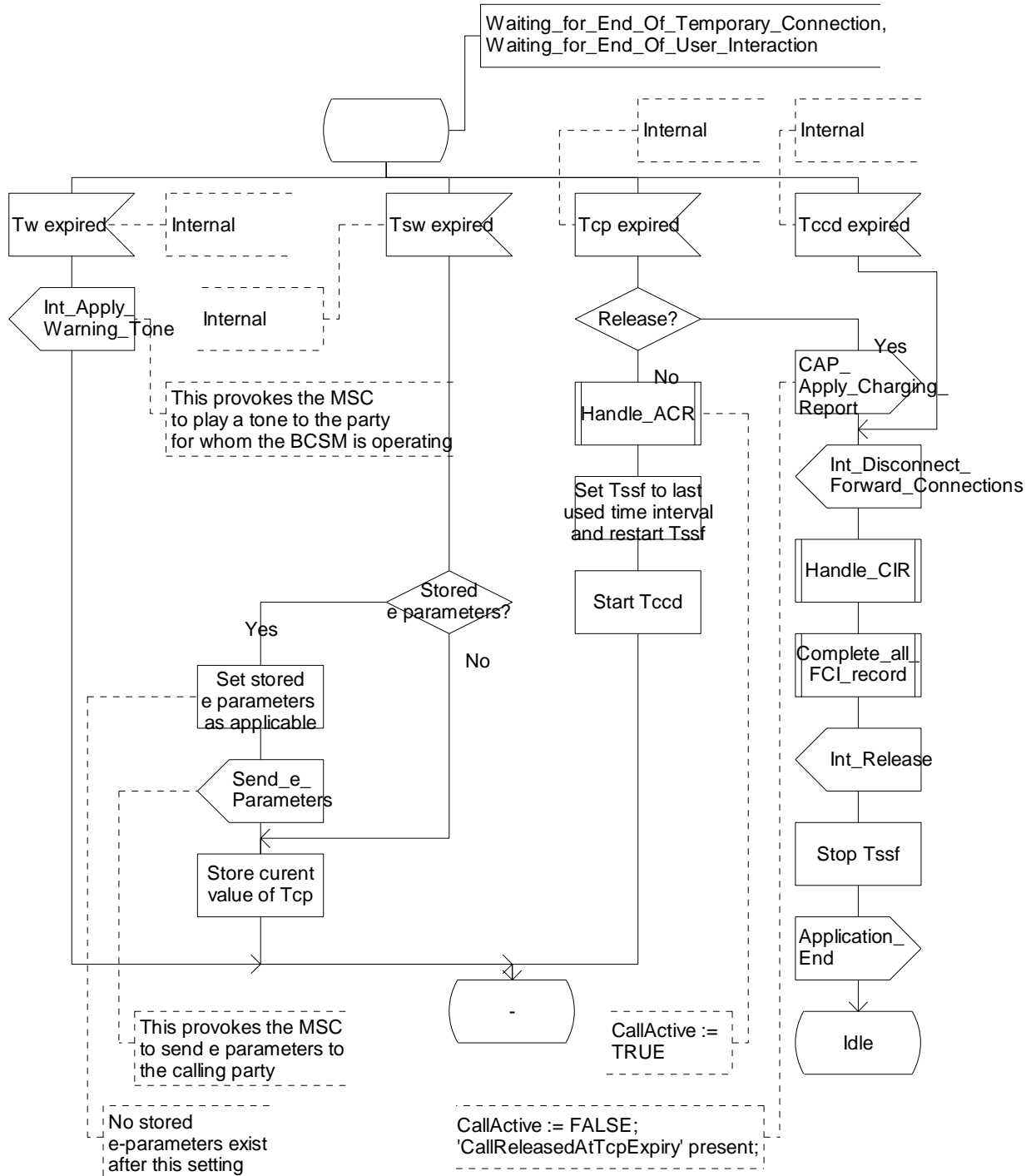


Figure 4.64m: Process gsmSSF (sheet 13)

Process gsmSSF

14(33)

/* Invocation of gsmSSF in MO, MT, VT or CF call case. */

/* Signals to/from the left are to/from the MSC; signals to/from the right are to/from the gsmSCF. */

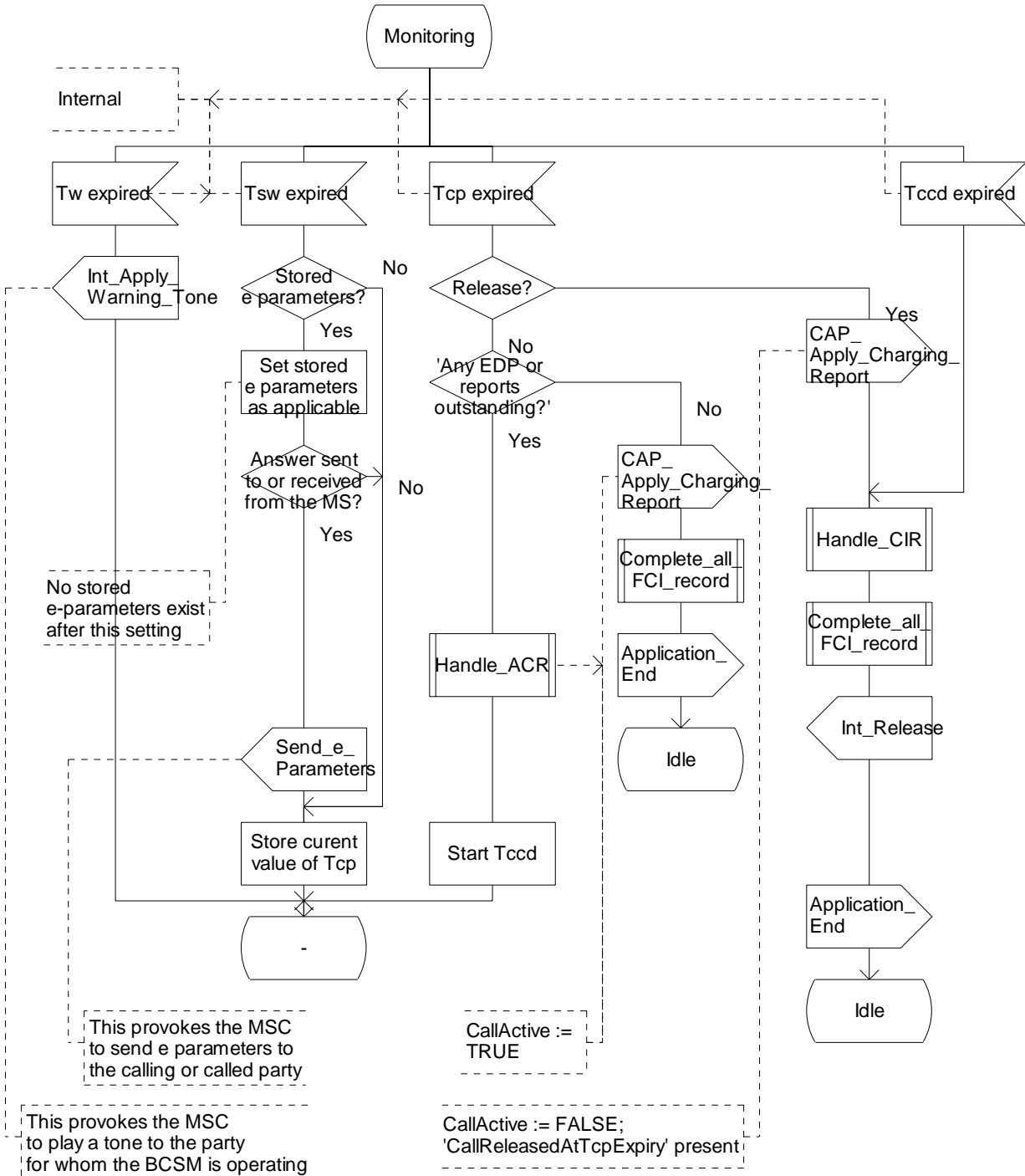


Figure 4.64n: Process gsmSSF (sheet 14)

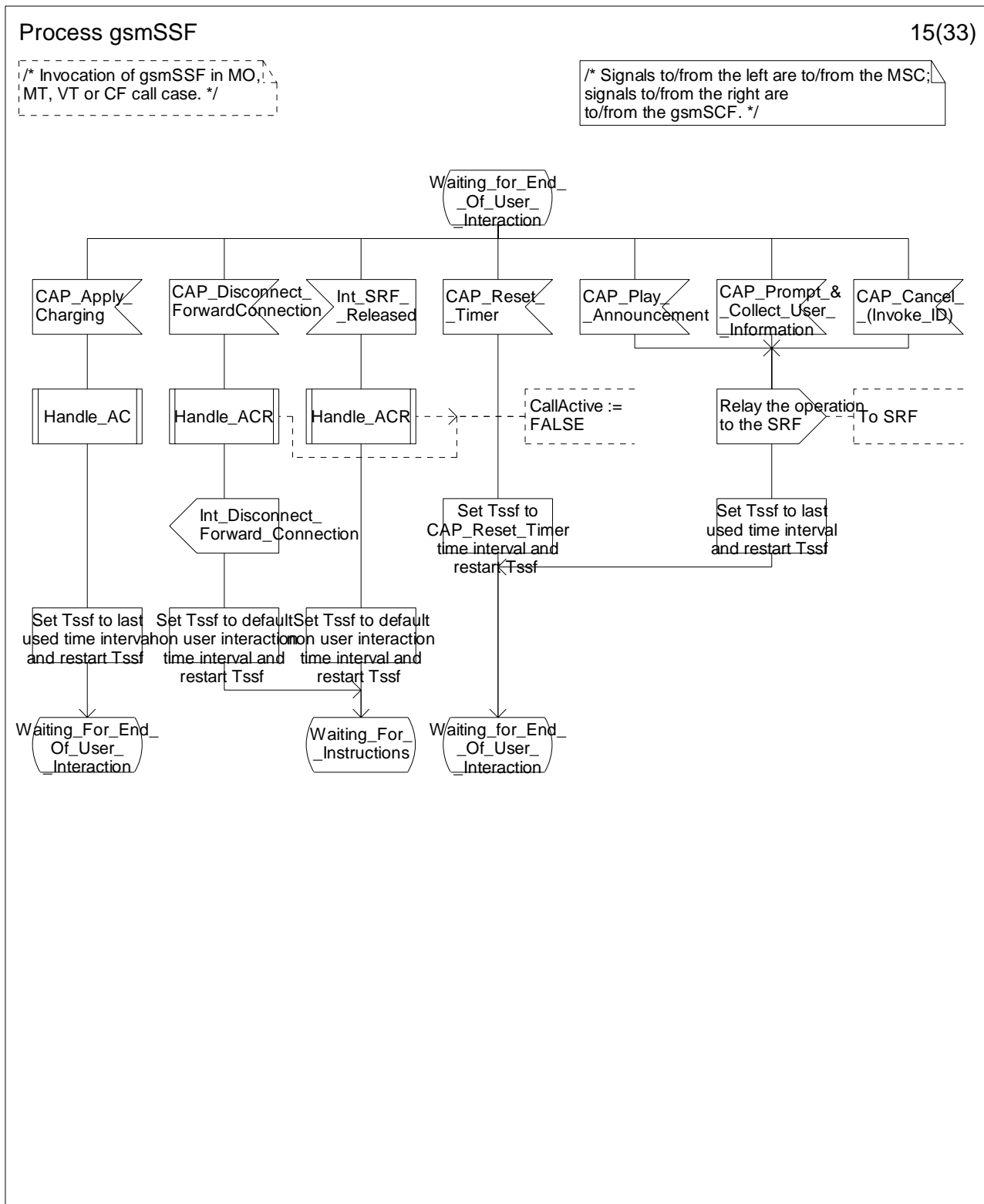


Figure 4.64a: Process gsmSSF (sheet 15)

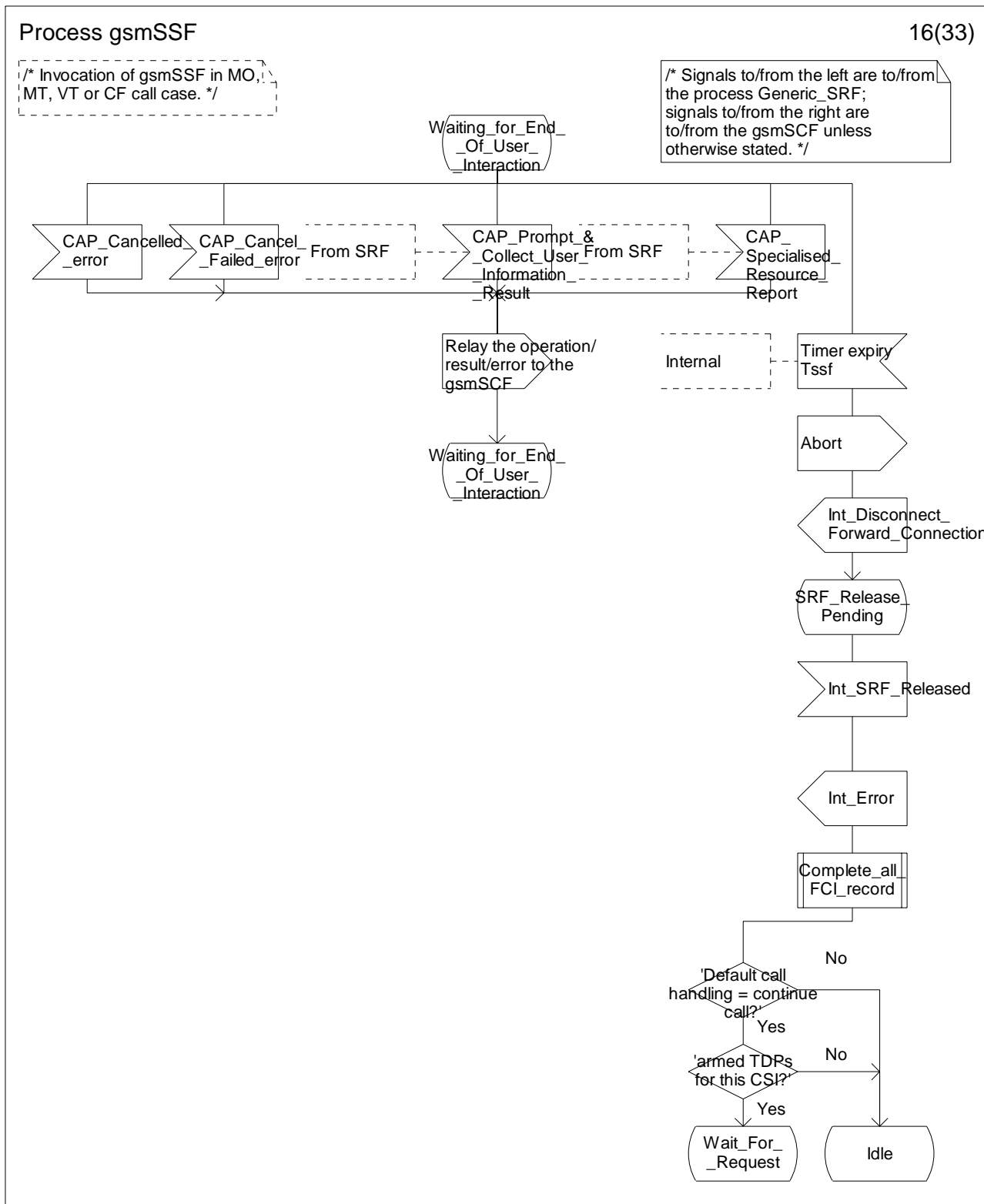


Figure 4.64p: Process gsmSSF (sheet 16)

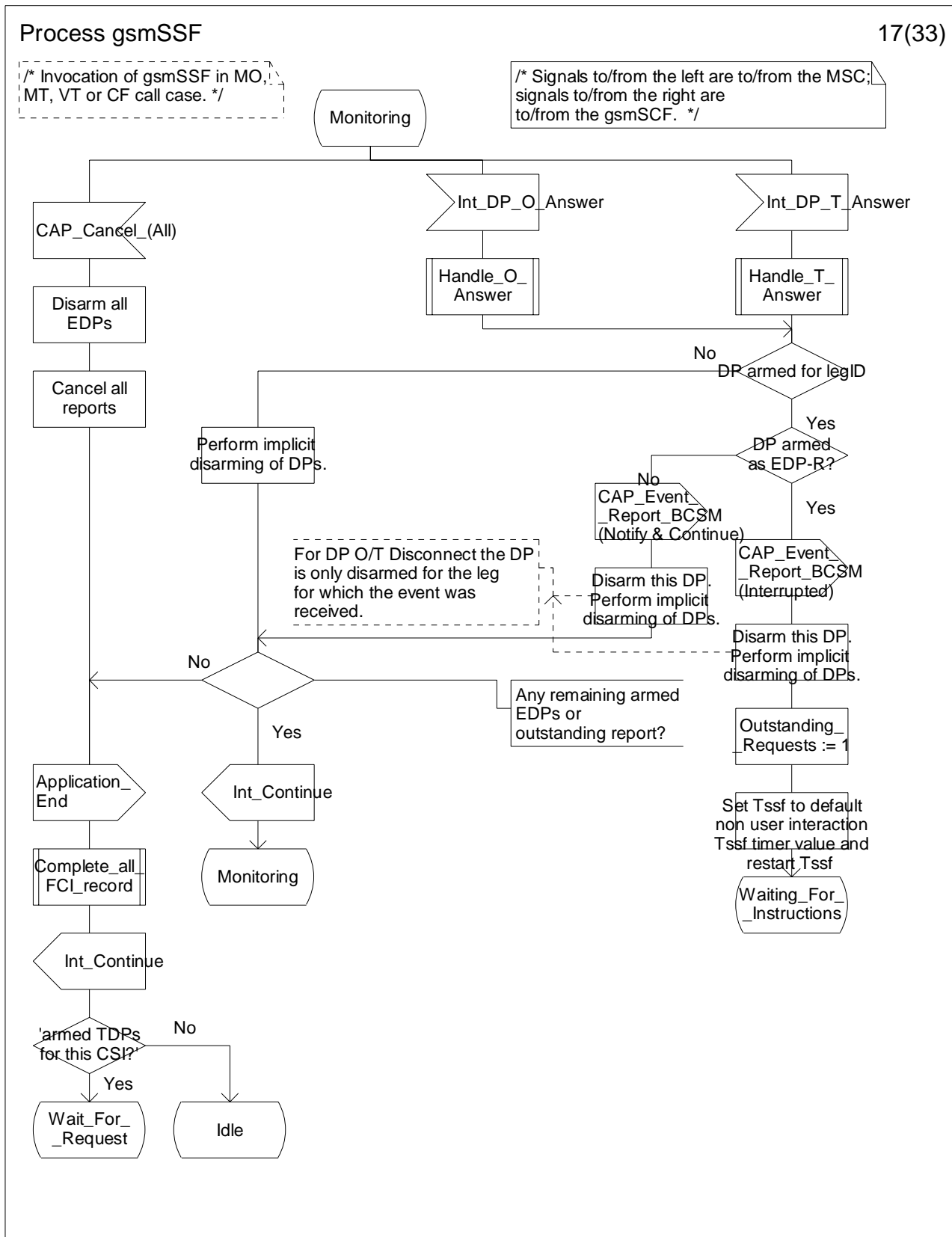


Figure 4.64q: Process gsmSSF (sheet 17)

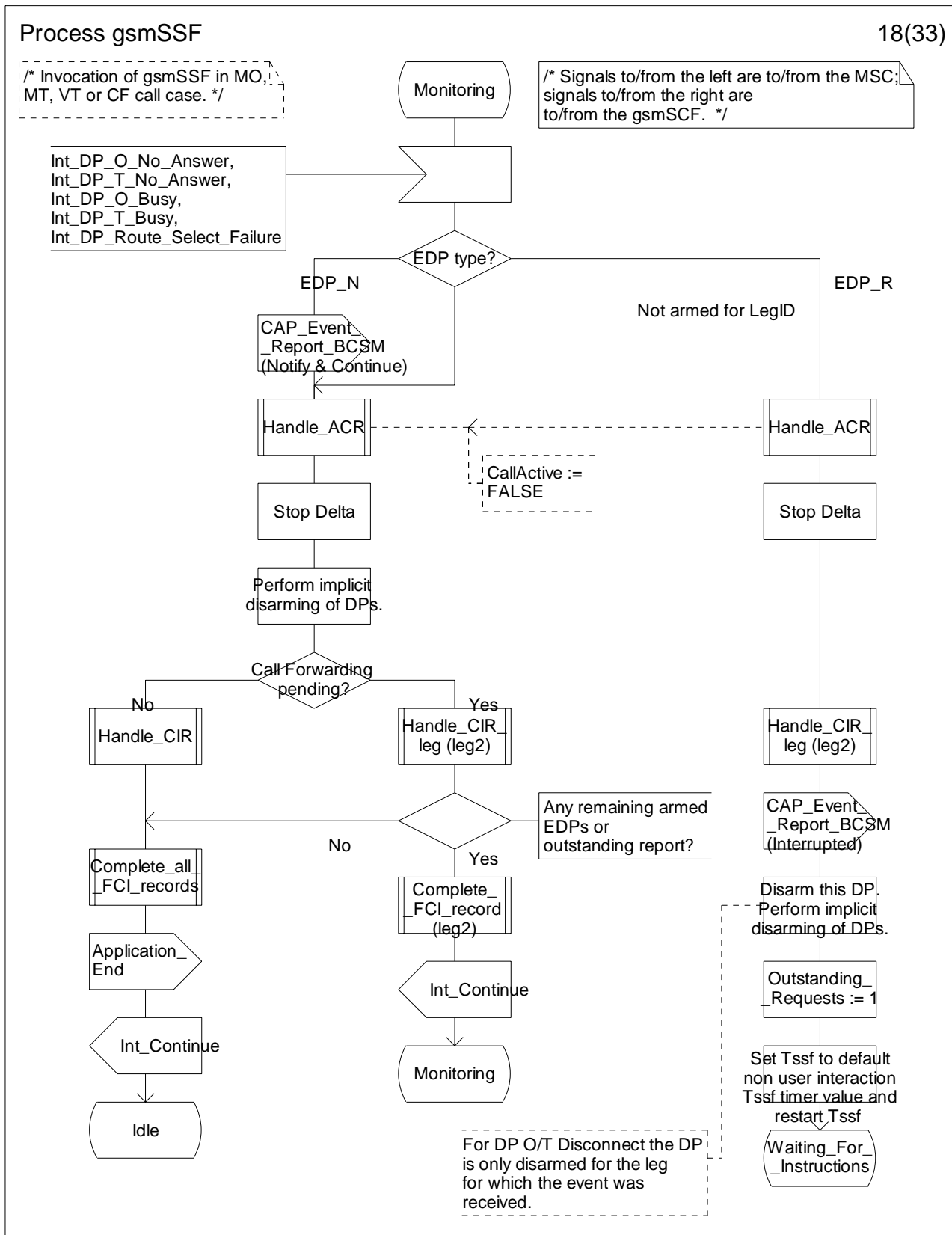


Figure 4.64r: Process gsmSSF (sheet 18)

Process gsmSSF

19(33)

/* Invocation of gsmSSF in MO, MT, VT or CF call case. */

/* Signals to/from the left are to/from the MSC; signals to/from the right are to/from the gsmSCF. */

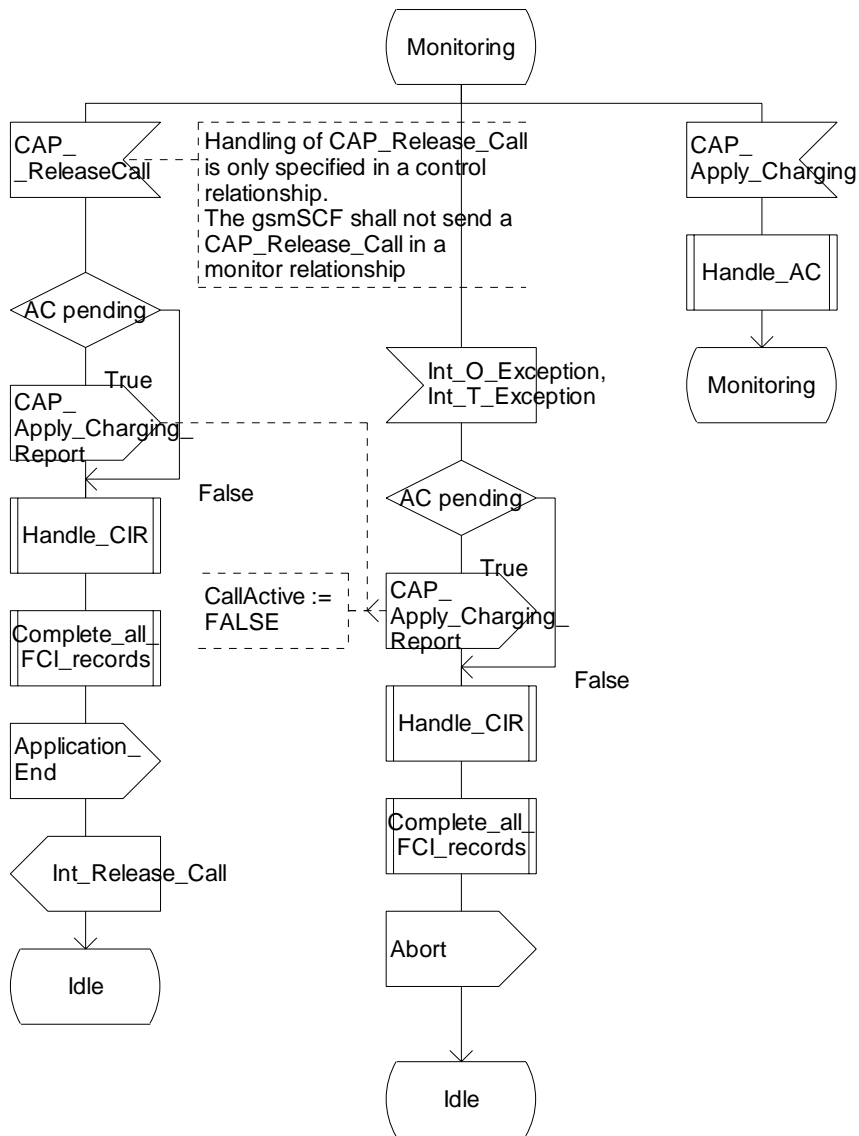


Figure 4.64s: Process gsmSSF (sheet 19)

Process gsmSSF

20(33)

/* Invocation of gsmSSF in MO, MT, VT or CF call case. */

/* Signals to/from the right are to/from the gsmSCF. */

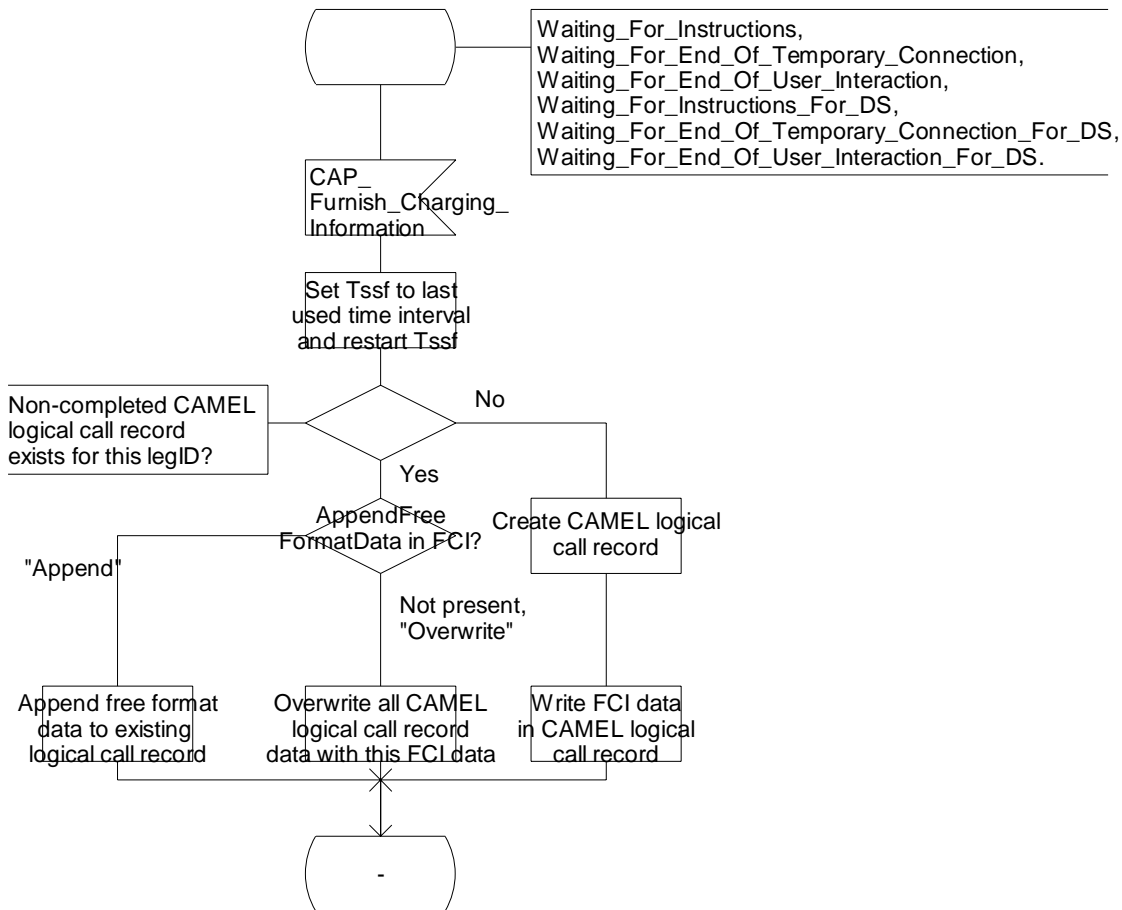


Figure 4.64t: Process gsmSSF (sheet 20)

Process gsmSSF

21(33)

/* Invocation of gsmSSF in MO, MT, VT or CF call case. */

/* Signals to/from the right are to/from the gsmSCF. */

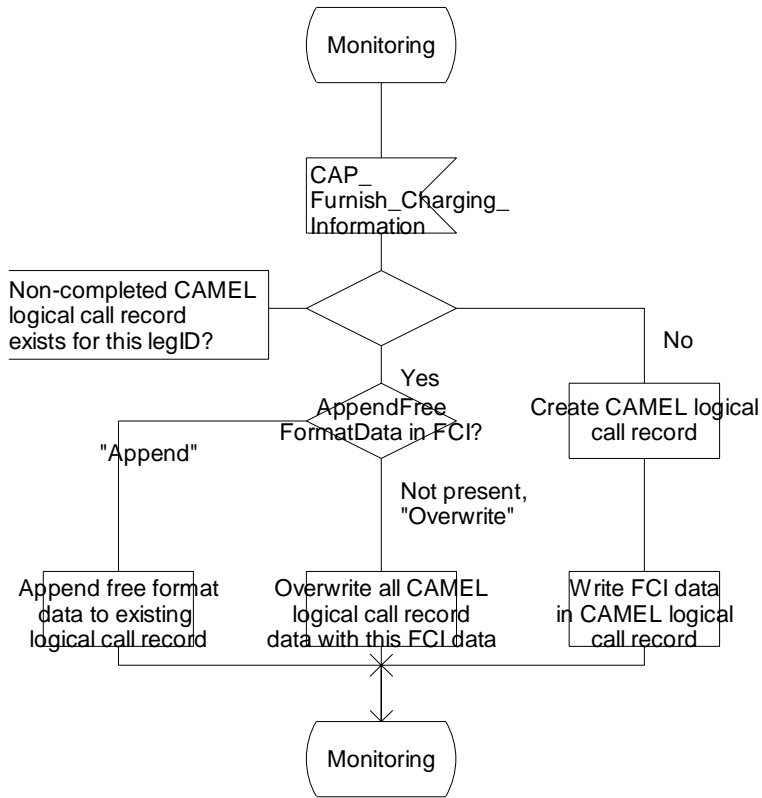


Figure 4.64u: Process gsmSSF (sheet 21)

Process gsmSSF

22(33)

/* Invocation of gsmSSF in MO, MT, VT or CF call case. */

/* Signals to/from the right are to/from the gsmSCF. */

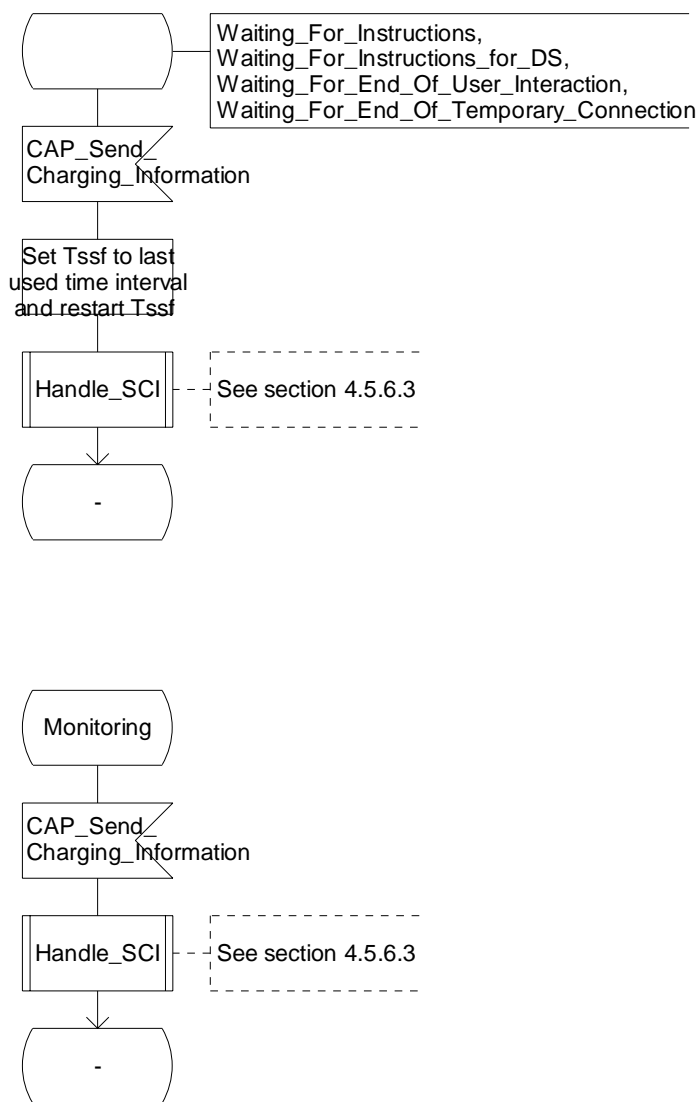


Figure 4.64v: Process gsmSSF (sheet 22)

Process gsmSSF

23(33)

/* Invocation of gsmSSF in MO, MT, VT or CF call case. */

/* Signals to/from the right are to/from the gsmSCF. */

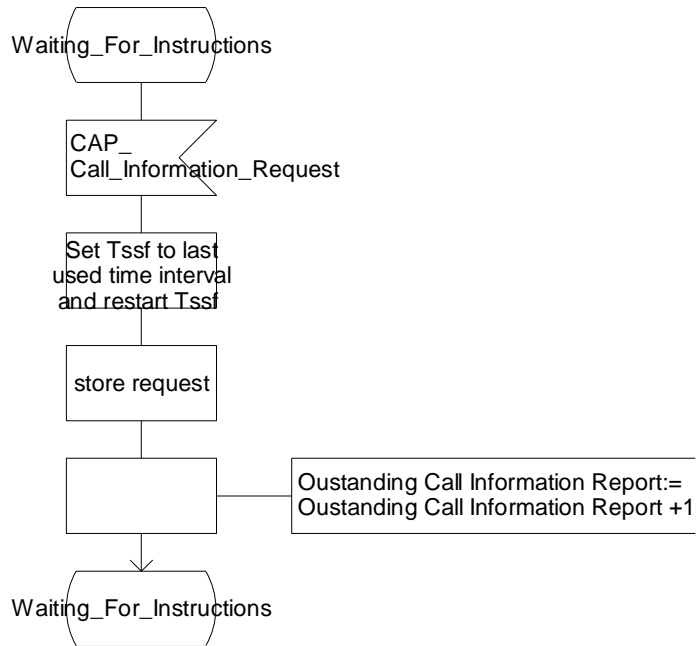


Figure 4.64w: Process gsmSSF (sheet 23)

Process gsmSSF

24(33)

/* Invocation of gsmSSF in MO, MT, VT or CF call case. */

/* Signals to/from the left are to/from the MSC. */

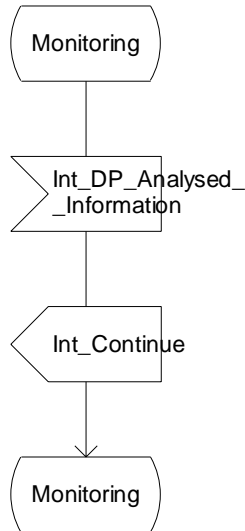


Figure 4.64x: Process gsmSSF (sheet 24)

Process gsmSSF

25(33)

/* Invocation of gsmSSF in MO, MT, VT or CF call case. */

/* Signals to/from the left are to/from the MSC; signals to/from the right are to/from the gsmSCF. */

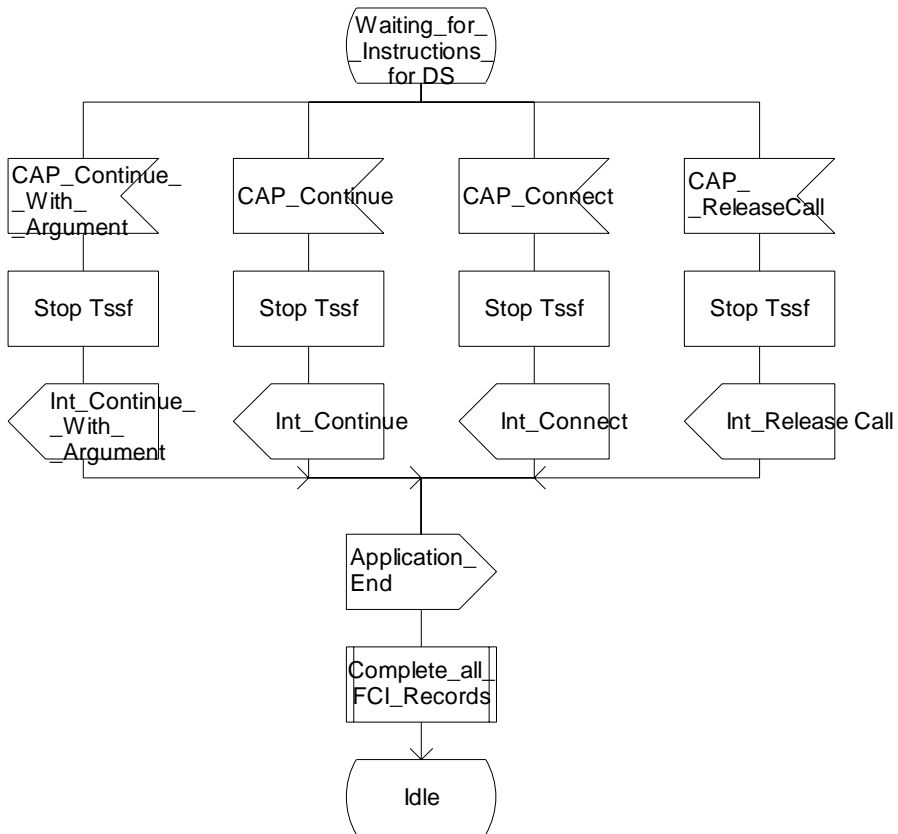


Figure 4.64y: Process gsmSSF (sheet 25)

Process gsmSSF

26(33)

/* Invocation of gsmSSF in MO, MT, VT or CF call case. */

/* Signals to/from the left are to/from the MSC; signals to/from the right are to/from the gsmSCF. */

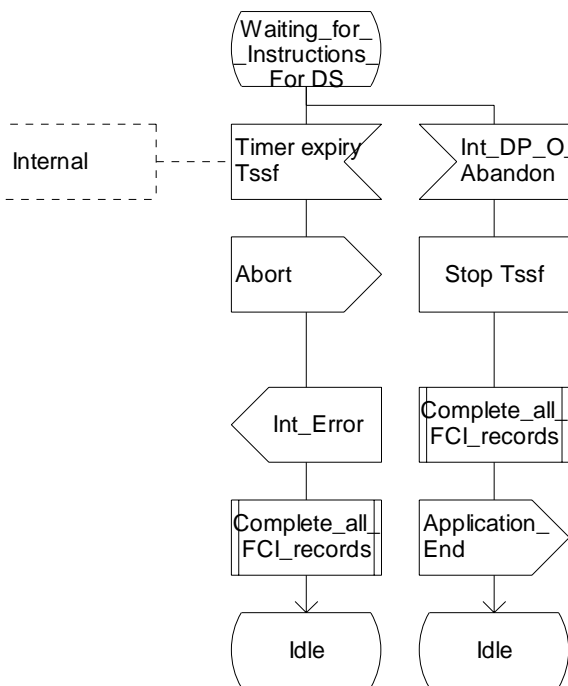


Figure 4.64z: Process gsmSSF (sheet 26)

Process gsmSSF

27(33)

/* Invocation of gsmSSF in MO, MT, VT or CF call case. */

/* Signals to/from the left are to/from the MSC; signals to/from the right are to/from the gsmSCF. */

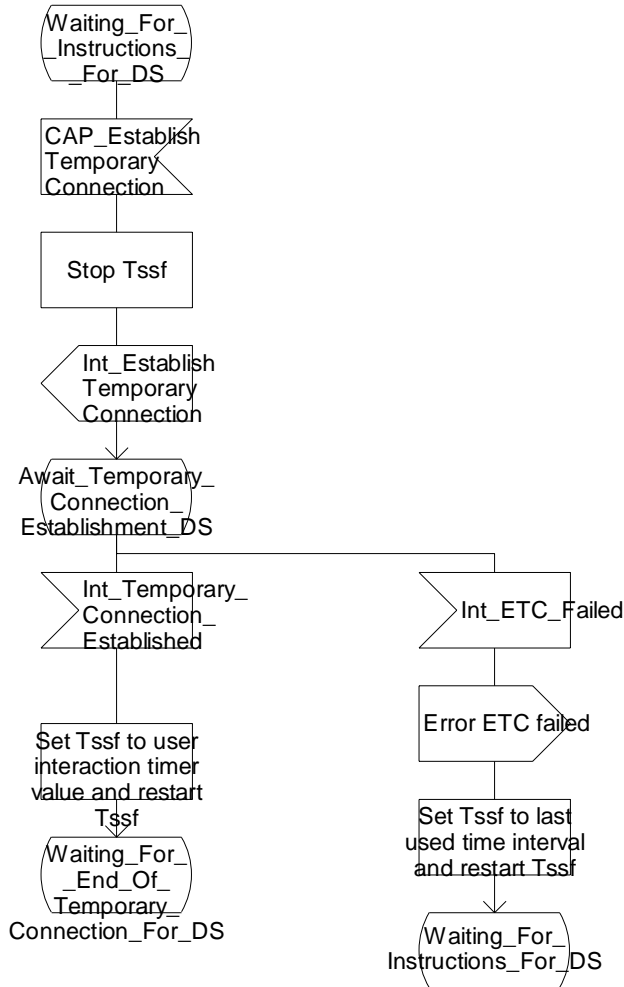


Figure 4.64aa: Process gsmSSF (sheet 27)

Process gsmSSF

28(33)

/* Invocation of gsmSSF in MO, MT, VT or CF call case. */

/* Signals to/from the left are to/from the MSC; signals to/from the right are to/from the gsmSCF. */

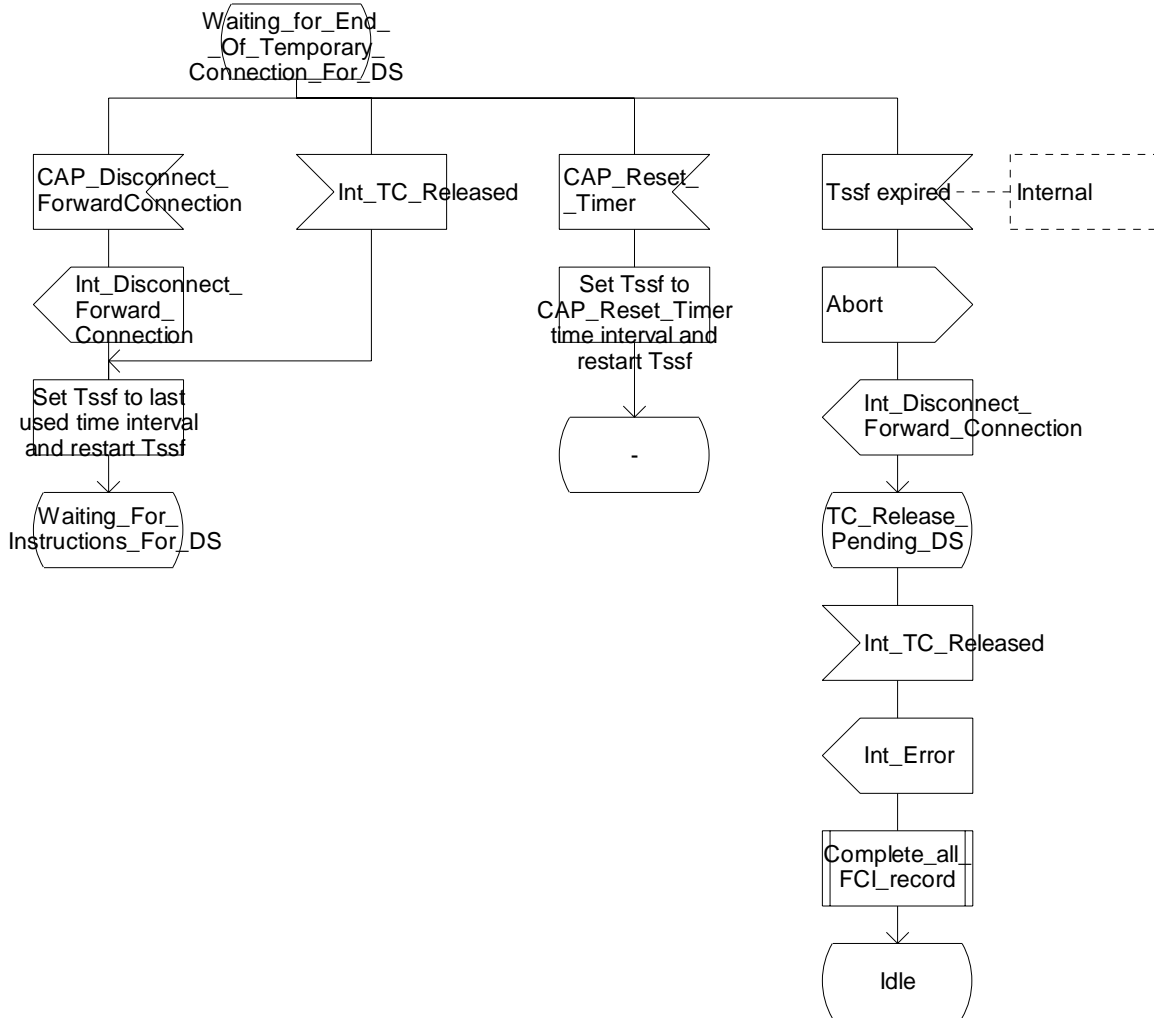


Figure 4.64bb: Process gsmSSF (sheet 28)

Process gsmSSF

29(33)

/* Invocation of gsmSSF in MO, MT, VT or CF call case. */

/* Signals to/from the left are to/from the MSC; signals to/from the right are to/from the gsmSCF. */

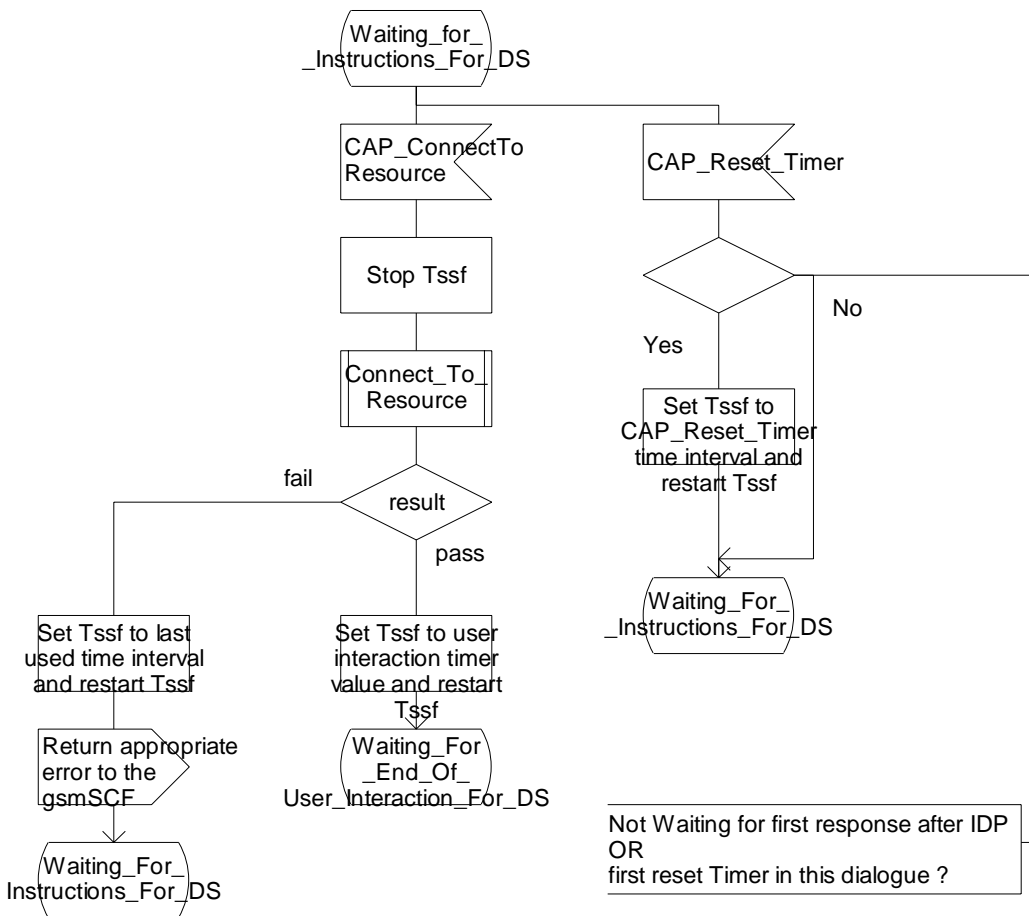


Figure 4.64cc: Process gsmSSF (sheet 29)

Process gsmSSF

30(33)

/* Invocation of gsmSSF in MO, MT, VT or CF call case. */

/* Signals to/from the left are to/from the MSC; signals to/from the right are to/from the gsmSCF. */

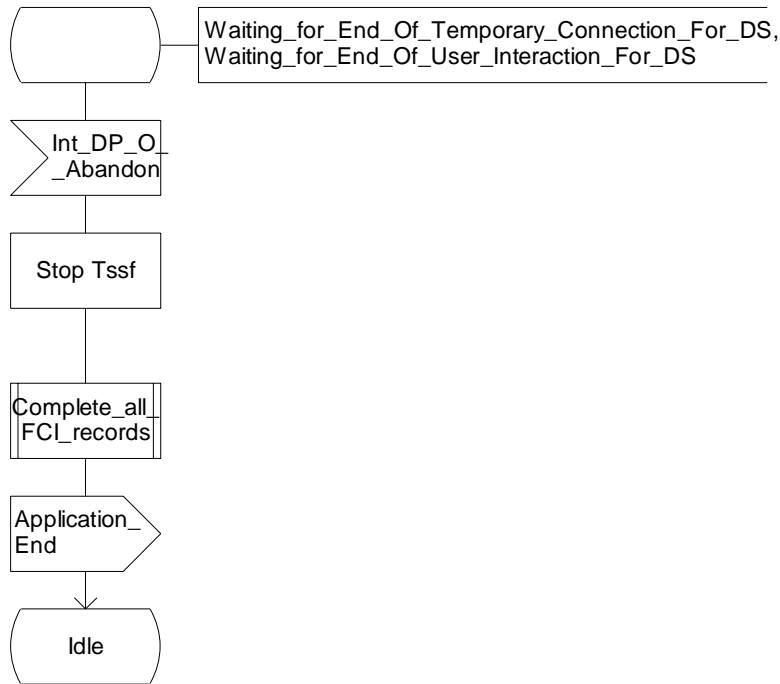


Figure 4.64dd: Process gsmSSF (sheet 30)

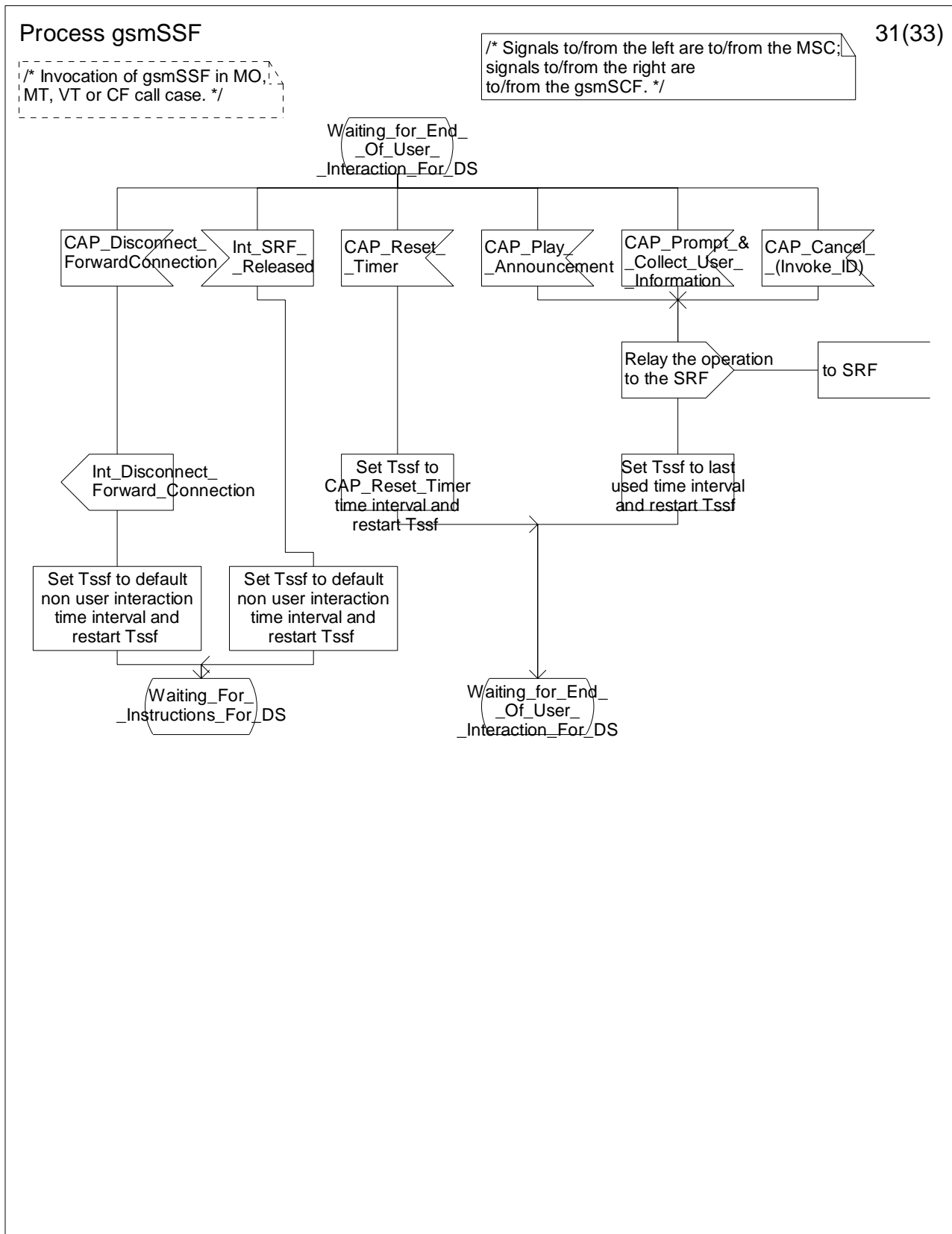


Figure 4.64ee: Process gsmSSF (sheet 31)

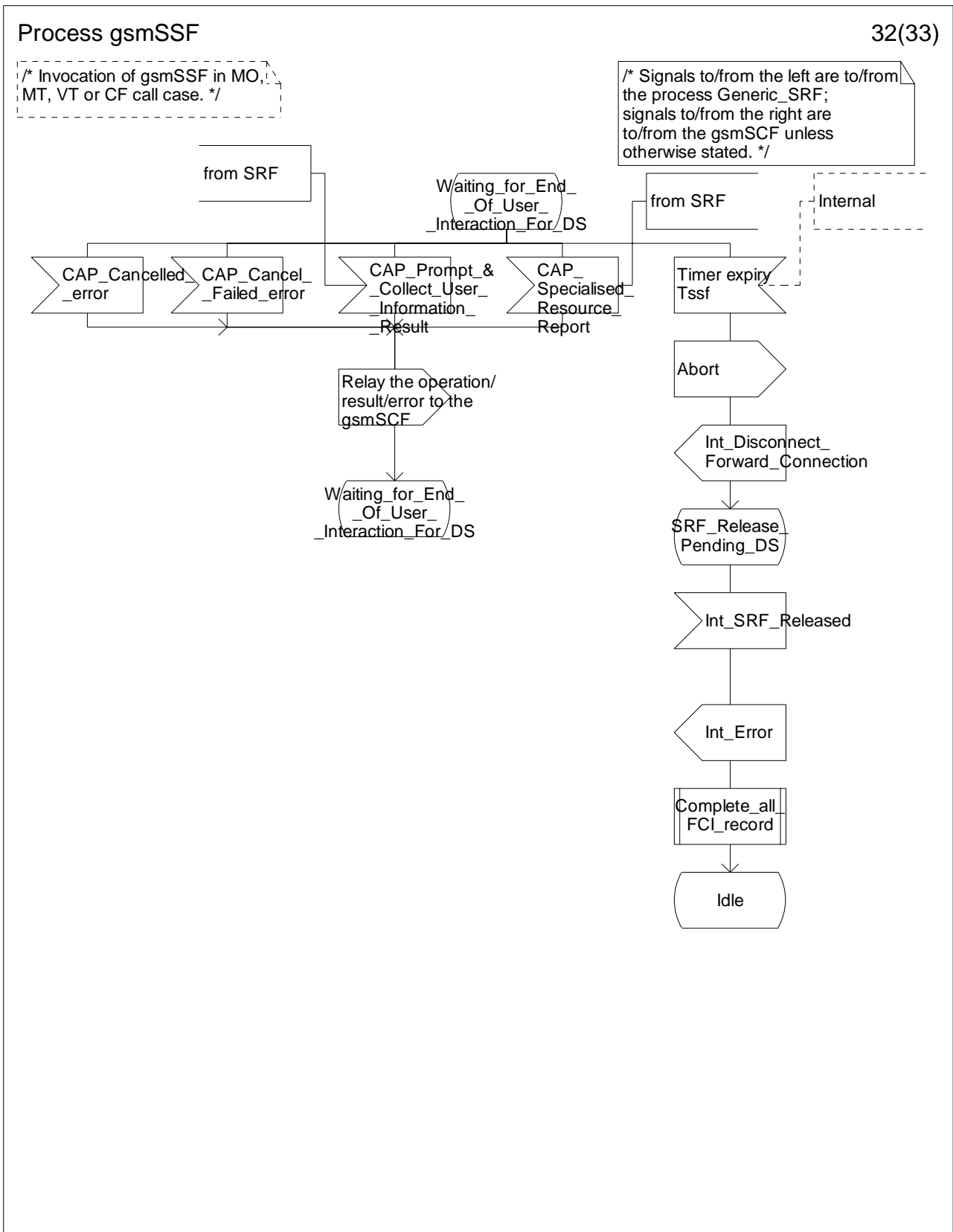


Figure 4.64ff: Process gsmSSF (sheet 32)

Process gsmSSF

33(33)

/* Invocation of gsmSSF in MO, MT, VT or CF call case. */

/* Signals to/from the left are to/from the MSC; signals to/from the right are to/from the gsmSCF. */

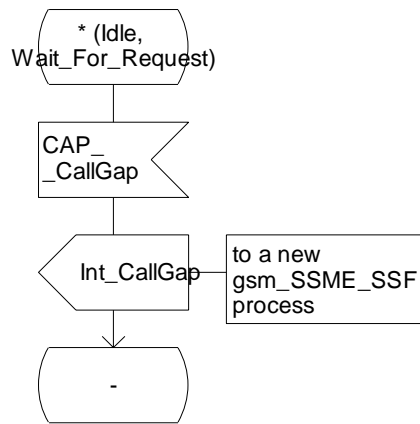


Figure 4.64gg: Process gsmSSF (sheet 33)

Procedure Check_Criteria_Collected_Info

1(1)

/* Procedure to check the criteria in the gsmSSF */

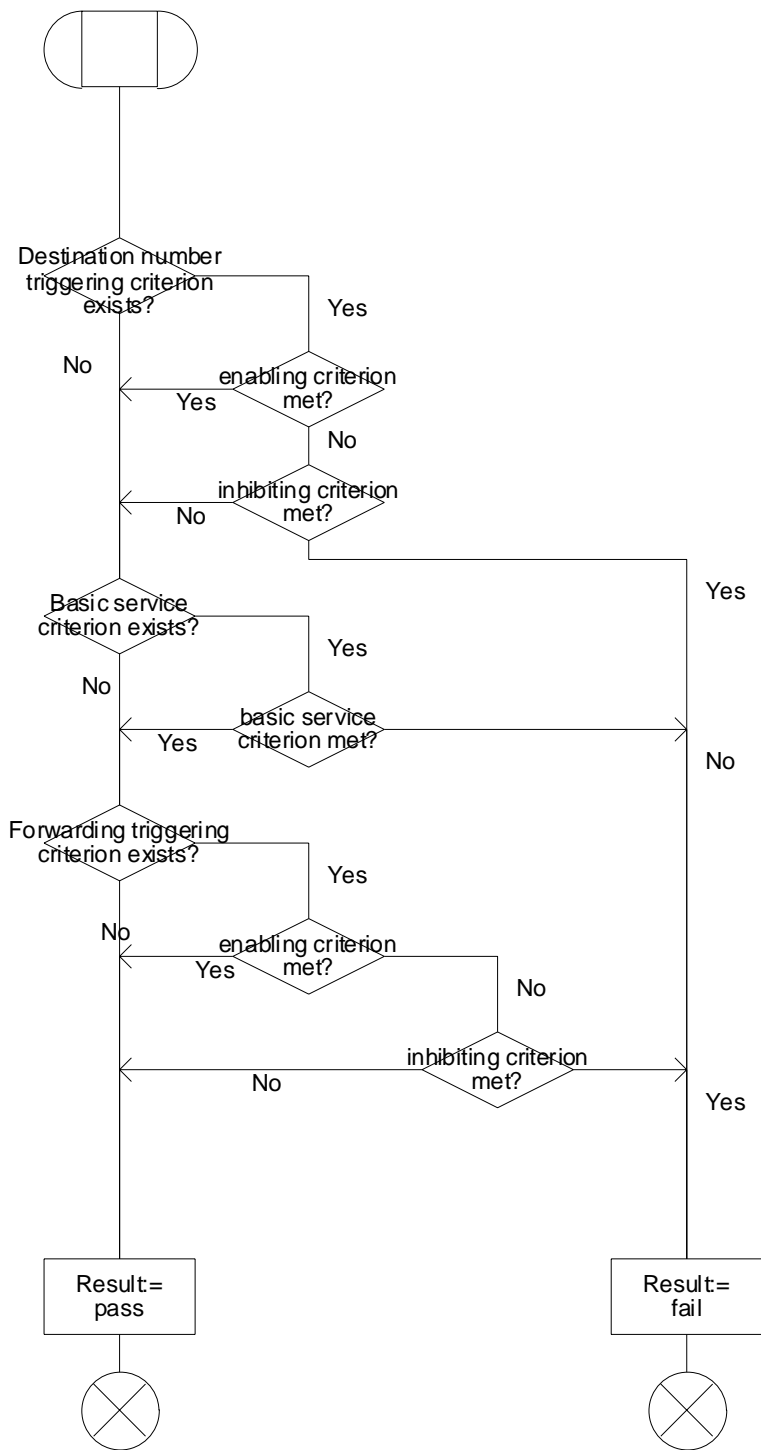


Figure 4.65: Procedure Check_Criteria_Collected_Info(sheet 1)

Procedure Check_Criteria_Analysed_Info

1(1)

/* Procedure to check the criteria in the gsmSSF */

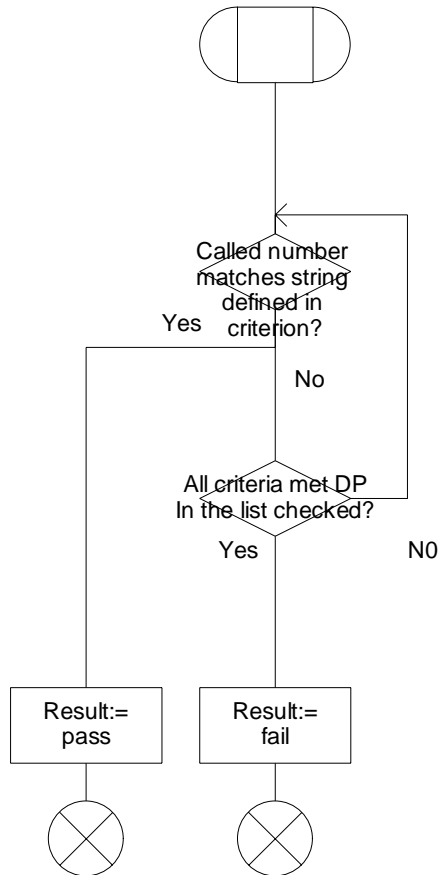


Figure 4.66: Procedure Check_Criteria_Analysed_Info(sheet 1)

Procedure Check_Criteria_Unsuccessful

1(1)

/* Procedure to check the criteria in the gsmSSF */

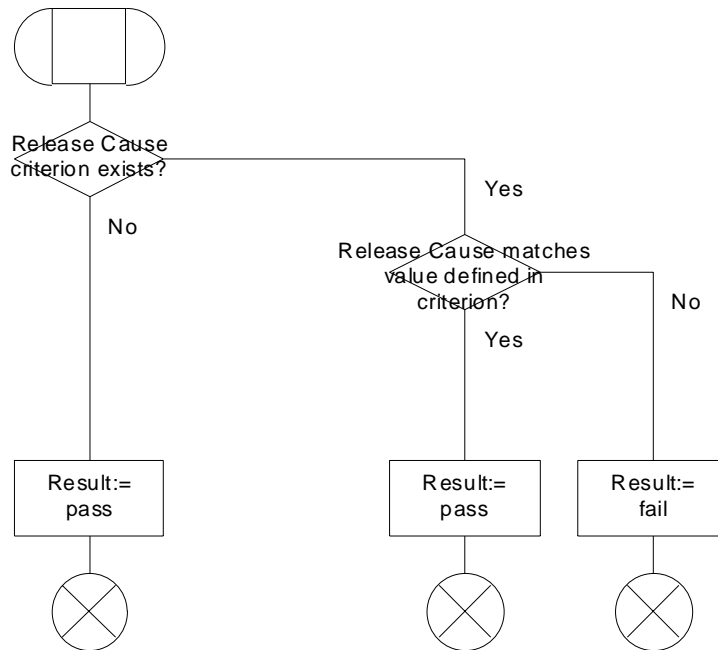


Figure 4.67: Procedure Check_Criteria_Unsuccessful(sheet 1)

Procedure Connect_To_Resource

1(1)

This procedure is called, when the ConnectToResource request is received in Wfl or Mon state.

/* Signals to/from the left are to from the Call Control Function in the MSC. */

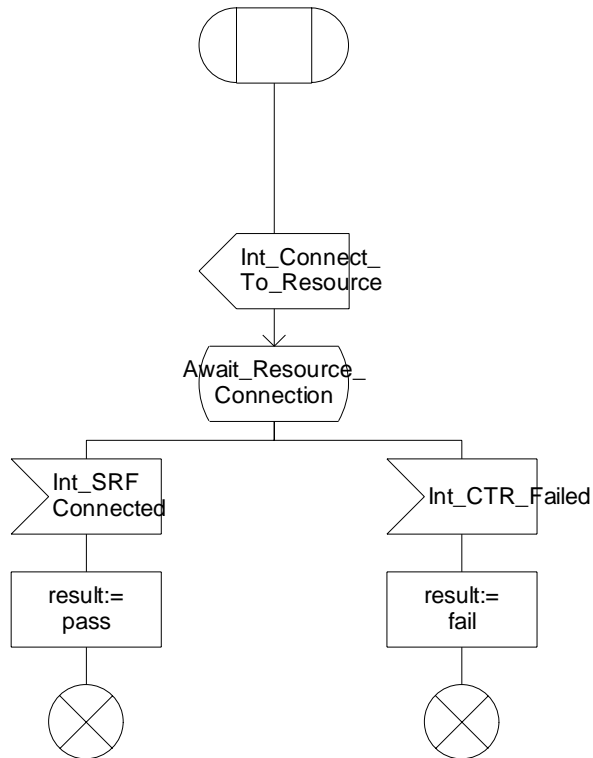


Figure 4.68: Procedure Connect_To_Resource (sheet 1)

Procedure Handle_AC

1(1)

/* This procedure shows the handling in the gsmSSF for the operation CAP Apply Charging. */

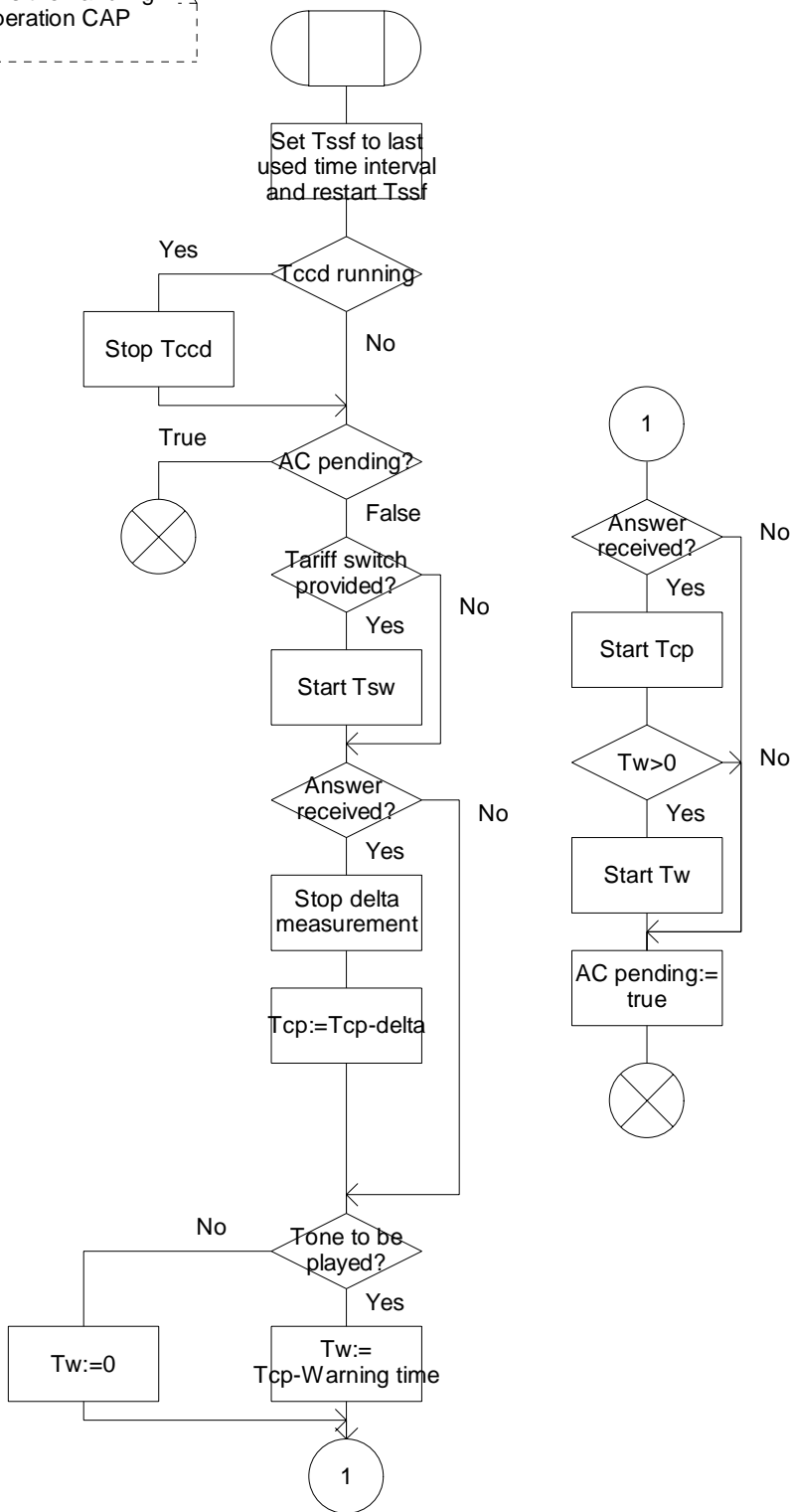


Figure 4.69: Procedure Handle_AC (sheet 1)

Procedure Handle_ACR

1(1)

This procedure is only called at the end of connection to an outgoing leg, a temporary connection or a connection to a SRF when the call can be continued

/* Signals to/from the right are to/from the gsmSCF. */

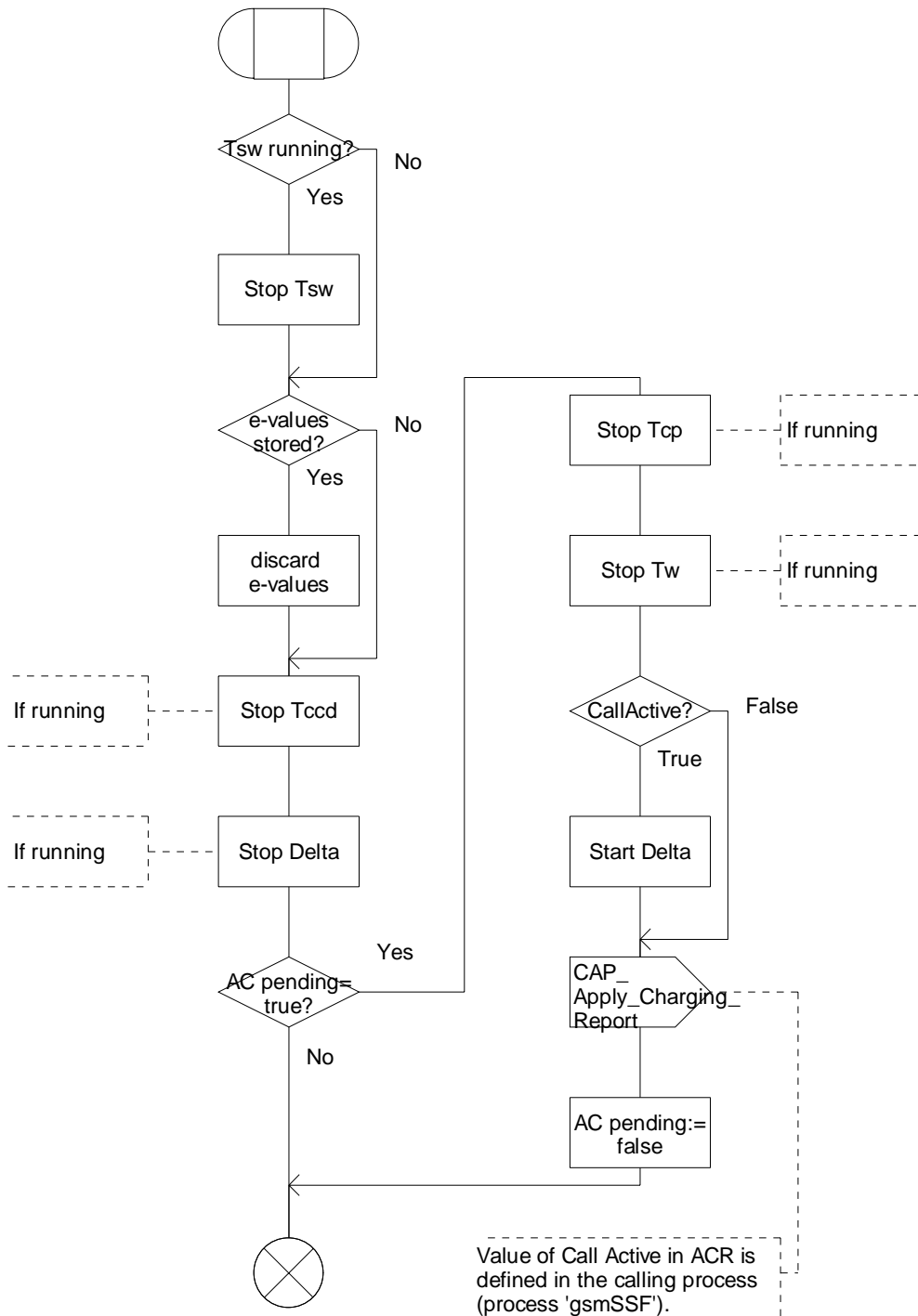


Figure 4.70: Procedure Handle_ACR (sheet 1)

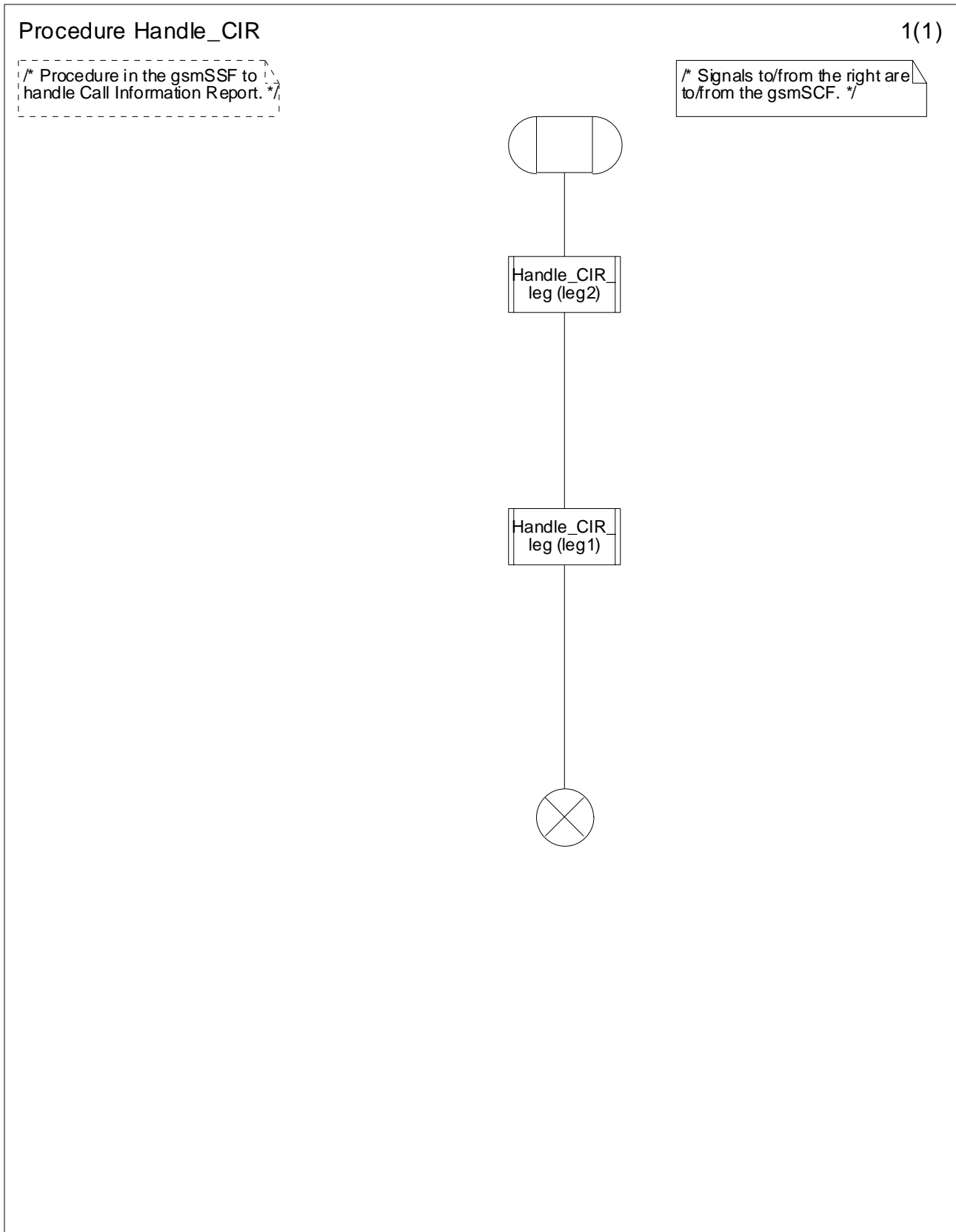


Figure 4.71: Procedure Handle_CIR (sheet 1)

Procedure Handle_CIR_leg

1(1)

/ Procedure in the gsmSSF to handle Call Information Report for the specified leg. */
;FPAR IN LegID LegType;*

/ Signals to/from the right are to/from the gsmSCF. */*

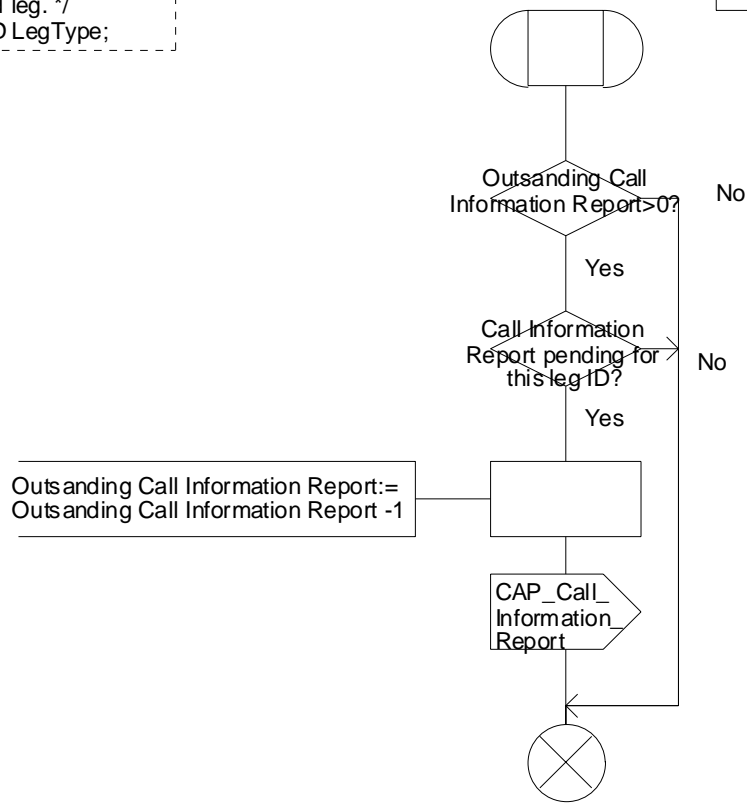


Figure 4.72: Procedure Handle_CIR_leg (sheet 1)

Procedure Complete_FCI_record

1(1)

/ Procedure in the gsmSSF to write Furnish Charging Information data to CDR for the specified LegID. */
;FPAR IN LegID LegType;*

/ Signals to/from the right are to/from the gsmSCF. */*

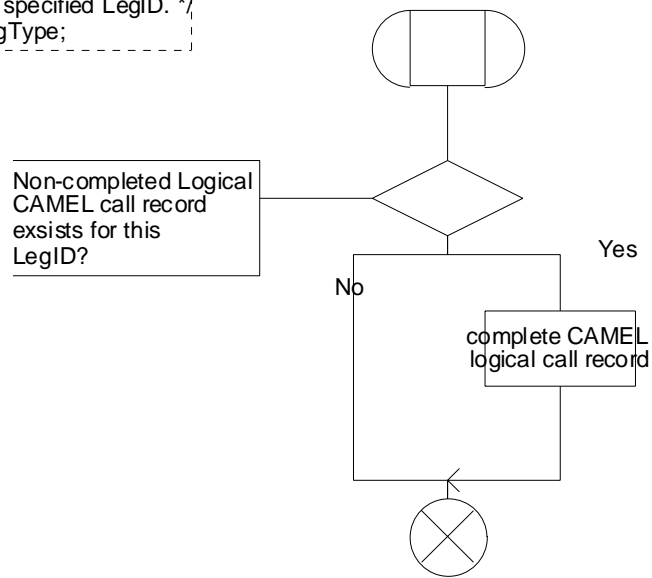


Figure 4.73: Procedure Complete_FCI_record (sheet 1)

Procedure Complete_all_FCI_records

1(1)

/ Procedure in the gsmSSF to write Furnish Charging Information data to CDR for the both LegIDs. */*

/ Signals to/from the right are to/from the gsmSCF. */*

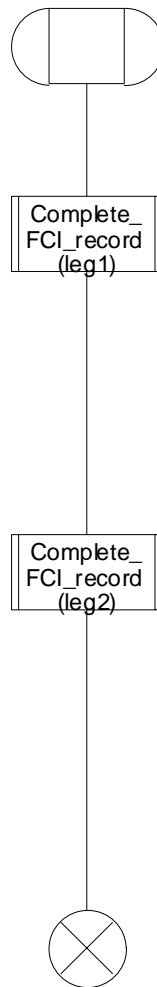


Figure 4.74: Procedure Complete_all_FCI_records (sheet 1)

Procedure Handle_O_Answer

1(1)

/* Procedure in the gsmSSF to handle notification of originating answer from the MSC */

/* Signals to/from the left are to/from the MSC. */

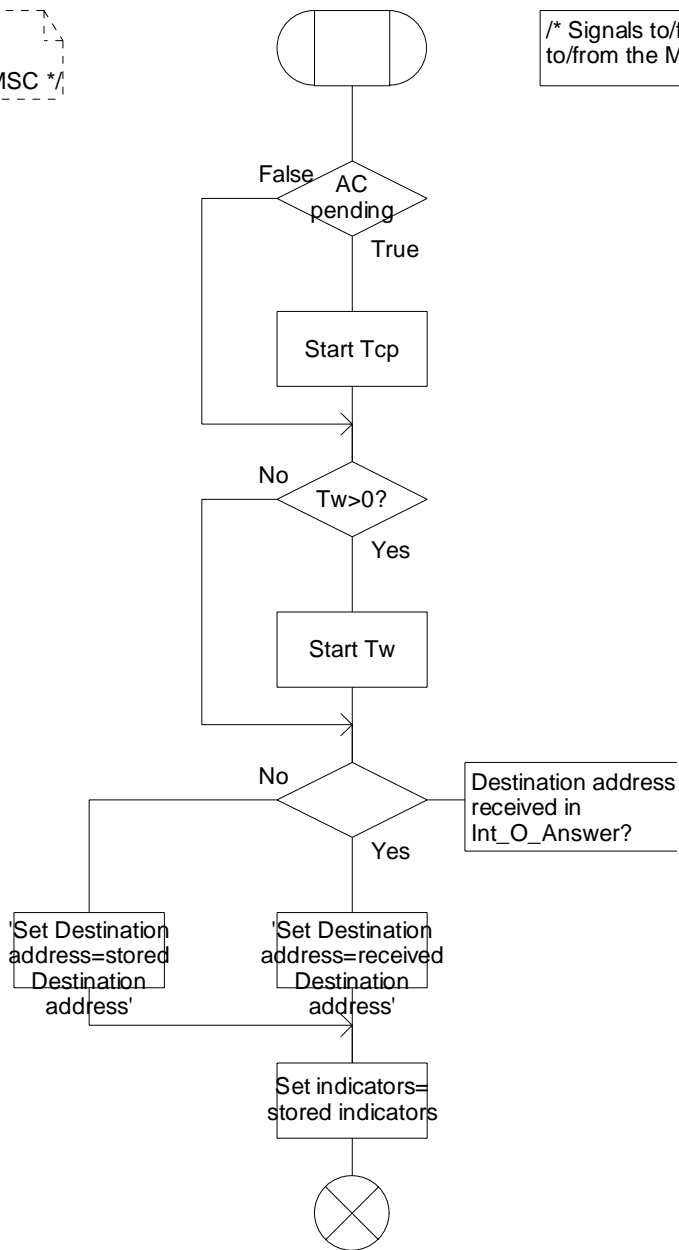


Figure 4.75: Procedure Handle_O_Answer (sheet 1)

Procedure Handle_T_Answer

1(1)

/* Procedure in the gsmSSF to handle notification of terminating answer from the MSC */

/* Signals to/from the left are to/from the MSC. */

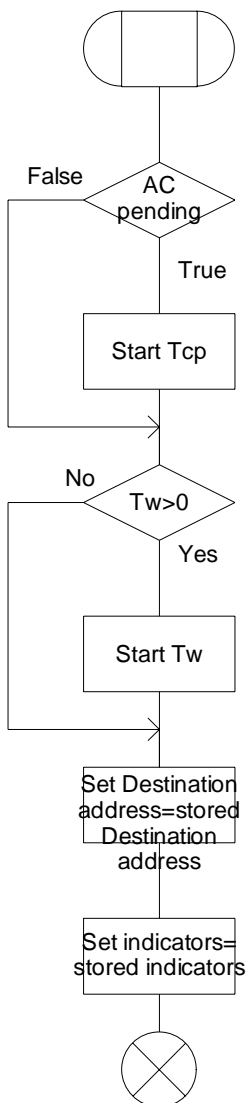


Figure 4.76: Procedure Handle_T_Answer (sheet 1)

4.5.6.5 Process gsmSSF_SSME_FSM and procedures

One process is instantiated for each Call Gap message received from a gsmSCF.

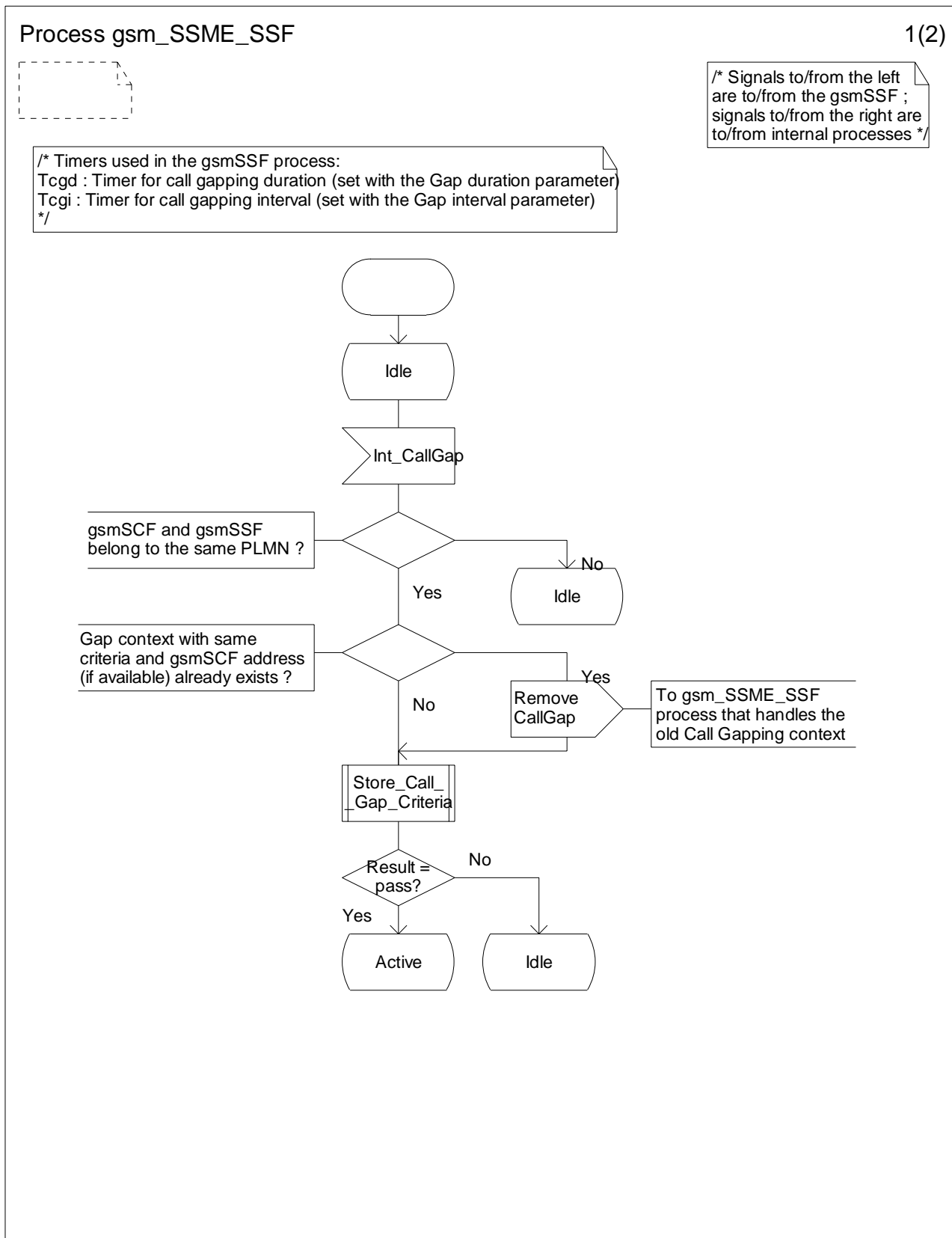


Figure 4.77a: Process gsm_SSME_SSF (sheet 1)

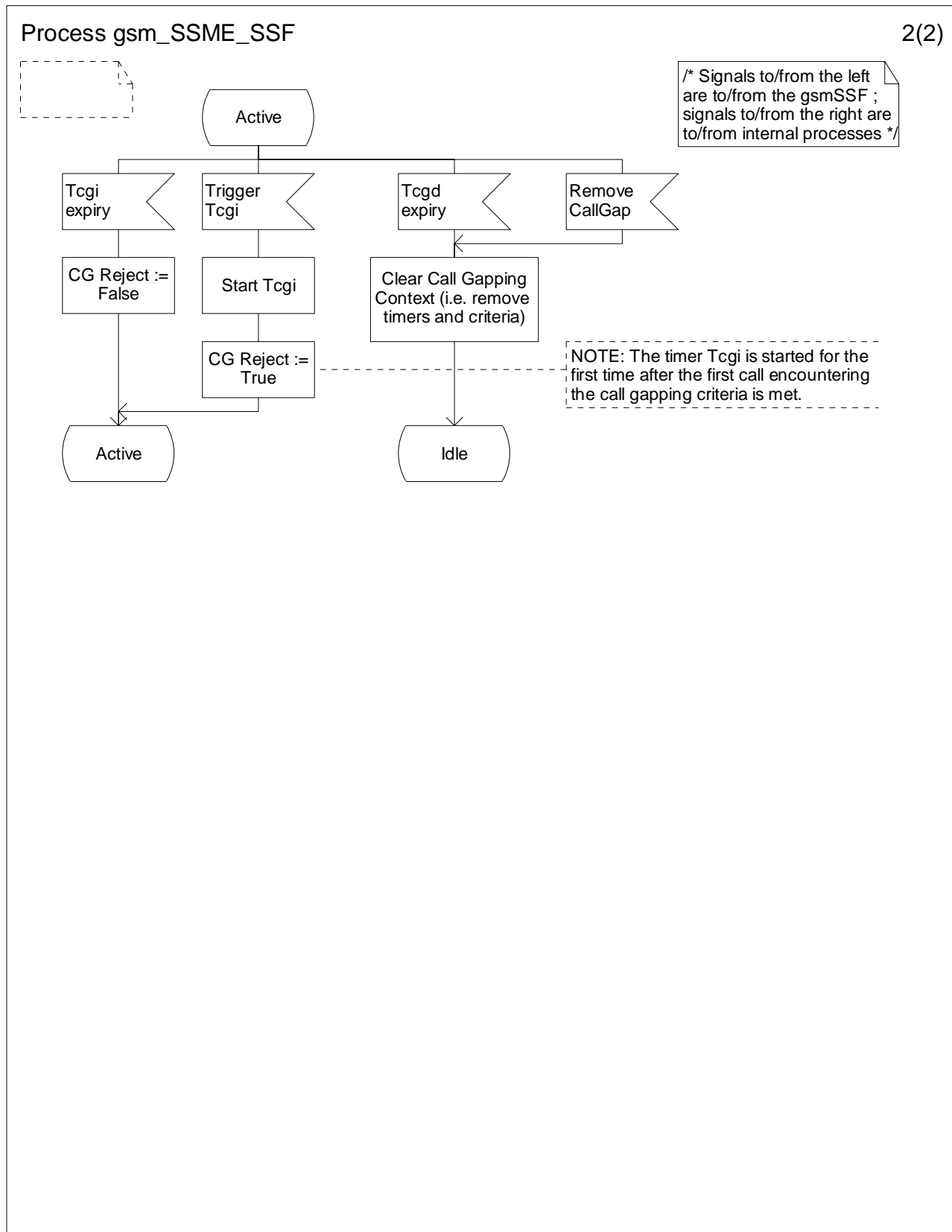


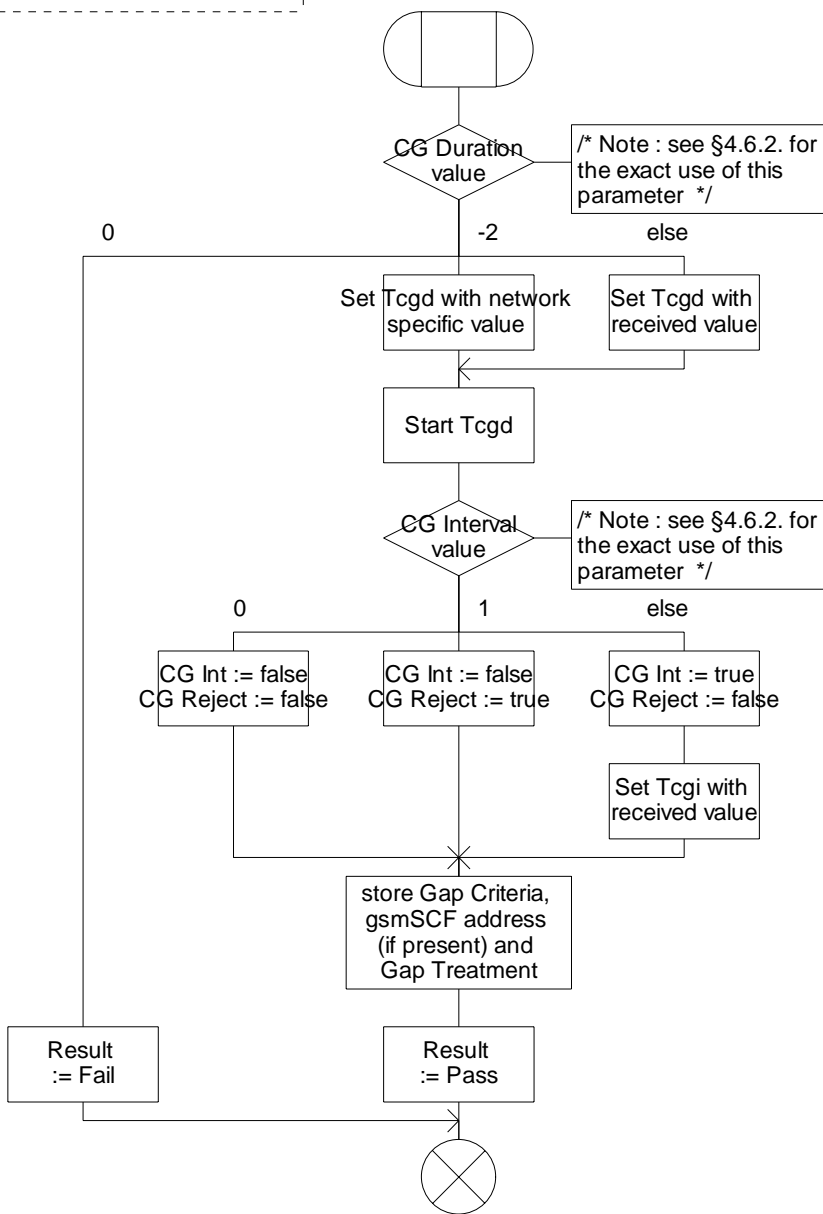
Figure 4.77b: Process gsm_SSME_SSF (sheet 2)

Procedure Store_Call_Gap_Criteria

1(1)

/* Store parameters received in the CallGap operation */

/* Signals to/from the left are to/from the MSC; signals to/from the right are to/from the gsmSCF */



NOTE: CG Int and CG Reject internal variables are initiated with False value.

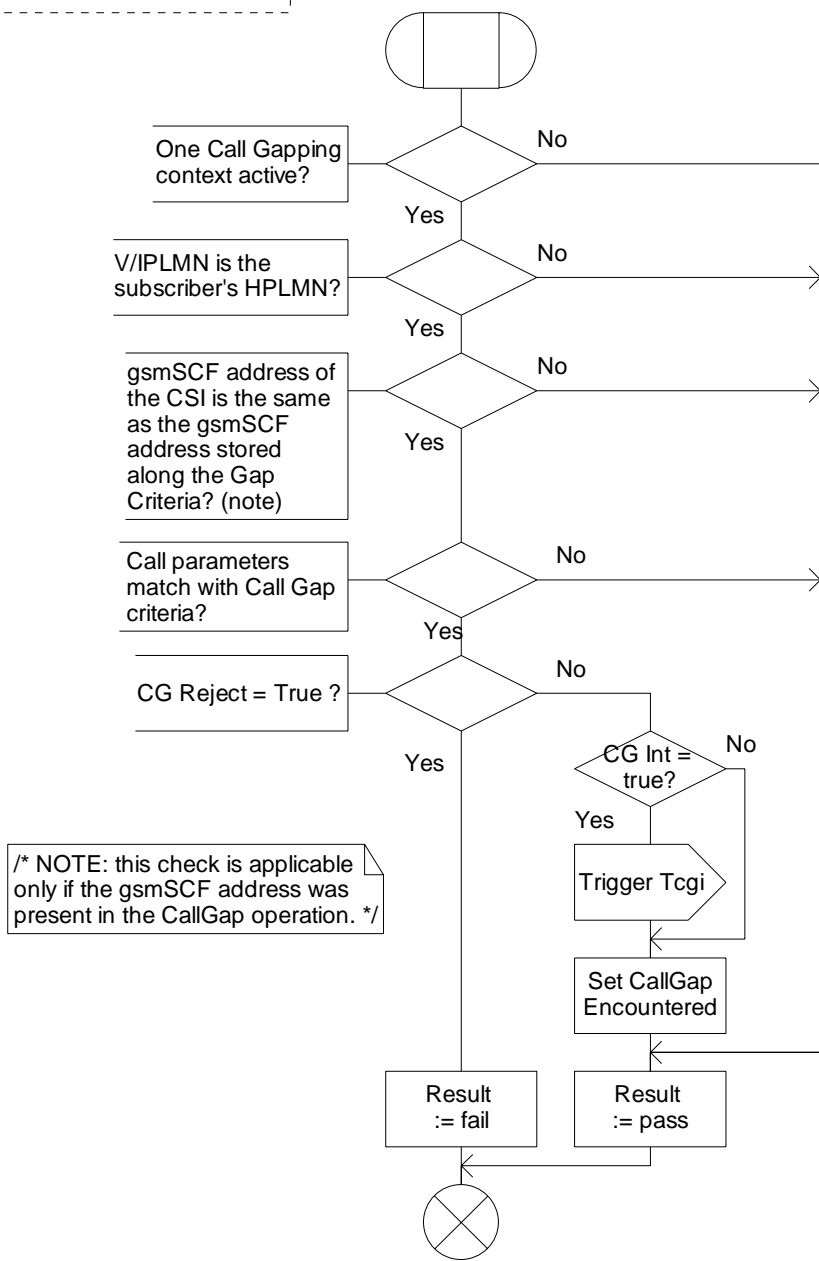
Figure 4.78: Procedure Store_Gap_Criteria (sheet 1)

Procedure Check_Gap_Criteria

1(1)

/* Check if the Call Gap is applicable. */

/* Signals to the right are to the gsm_SSME_SSF. */



/* NOTE: this check is applicable only if the gsmSCF address was present in the CallGap operation. */

Figure 4.79: Procedure Check_Gap_Criteria (sheet 1)

4.5.7 Assisting case

Assisting case involves the following processes:

- CAMEL_Assisting_MSC,
- Assisting_gsmSSF.

The detailed error handling for these 2 processes is specified in 3GPP TS 29.078 [5].

Process CAMEL_Assisting_MSC

1(3)

Process in the MSC to handle an assist request

Signals to/from the left are to/from the process CAMEL_OCH_ETC, CAMEL_TC_ETC or CAMEL_CF_ETC; signals to/from the right are to/from the assisting_gsmSSF;

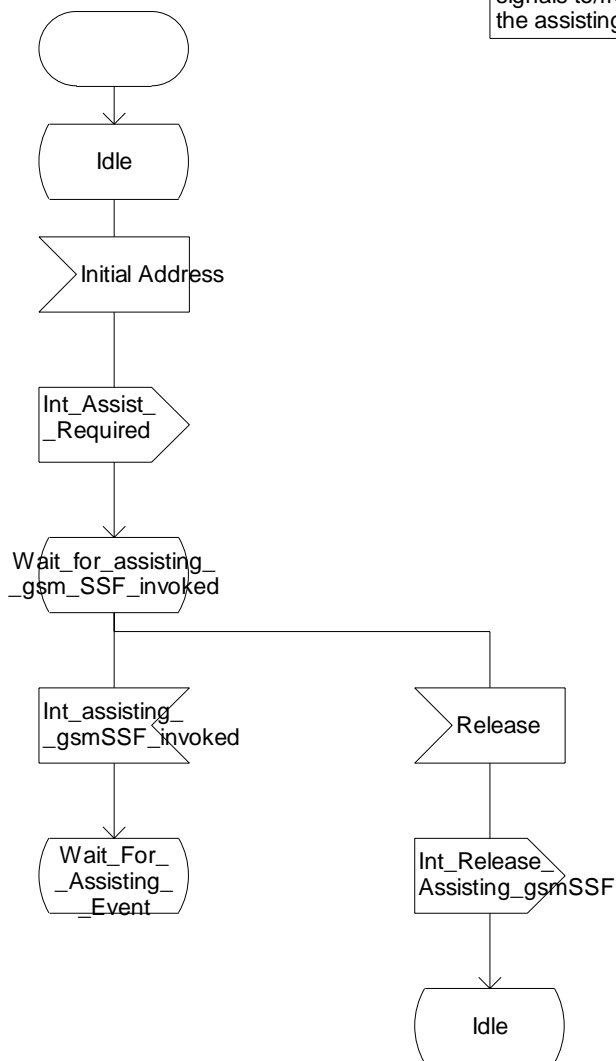


Figure 4.80a: Process CAMEL_Assisting_MSC (sheet 1)

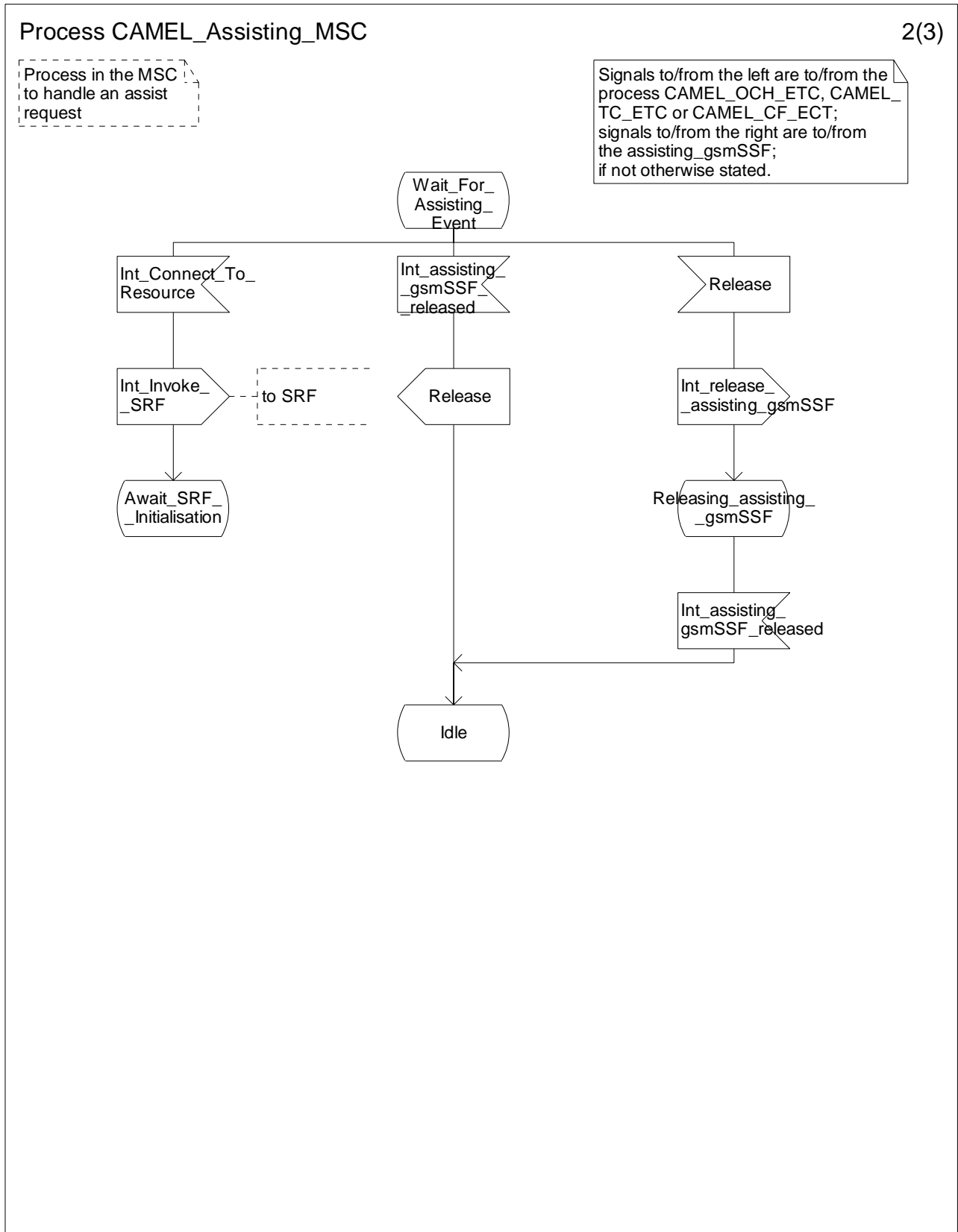


Figure 4.80b: Process CAMEL_Assisting_MSC (sheet 2)

Process CAMEL_Assisting_MSC

3(3)

Process in the MSC to handle an assist request

Signals to/from the left are to/from the process CAMEL_OCH_ETC, CAMEL_TC_ETC or CAMEL_CF_ETC; signals to/from the right are to/from the assisting_gsmSSF; if not otherwise stated.

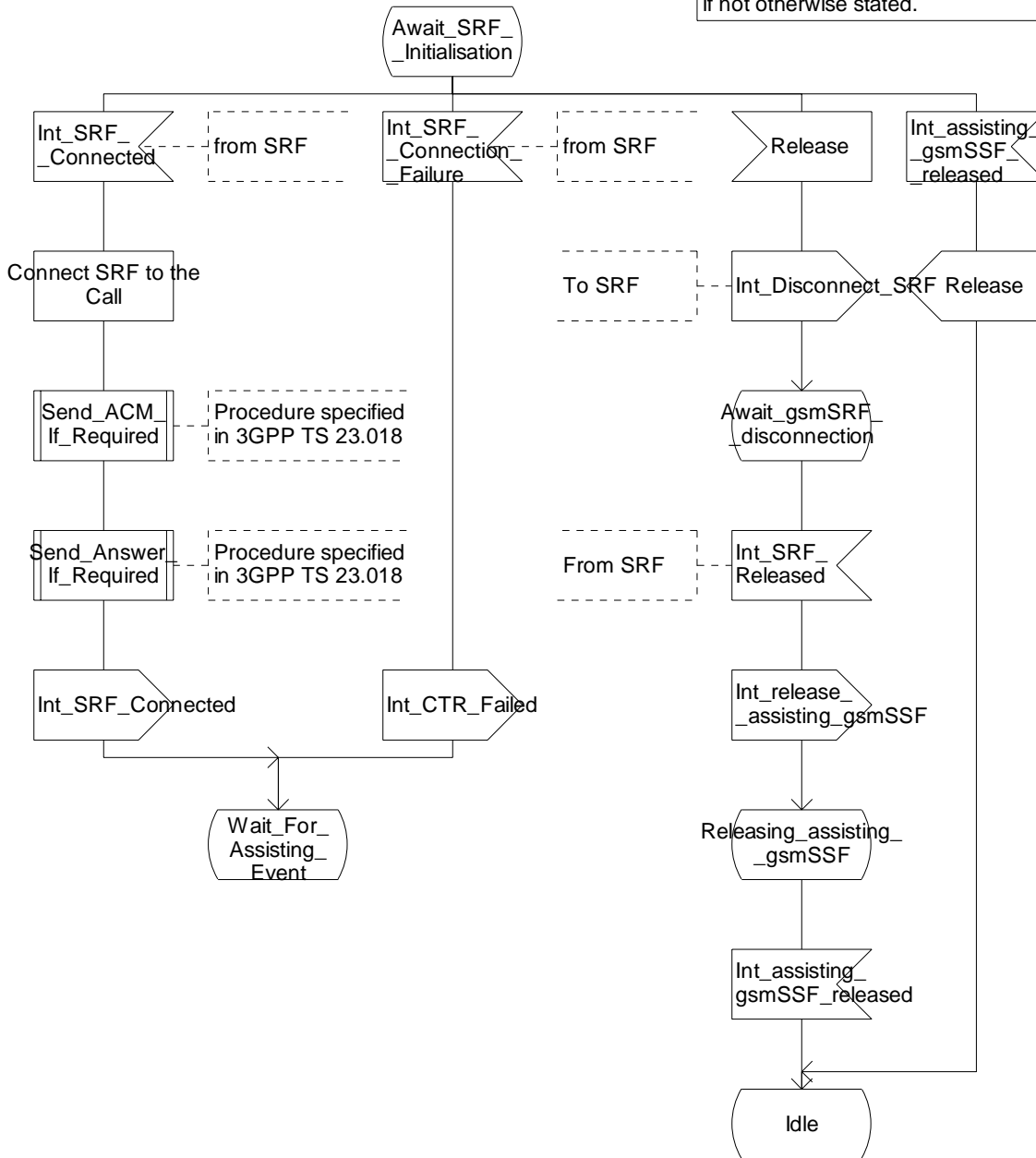


Figure 4.80c: Process CAMEL_Assisting_MSC (sheet 3)

Process assisting_gsmSSF

1(6)

/* Invocation of gsmSSF in MO, MT or CF call case. */

Signals to/from the left are to/from the process CAMEL_Assisting_MSC; signals to/from the right are to/from the gsmSCF, unless otherwise indicated.

/* Timers used in the assisting gsmSSF process:
Tssf: Application timer in the ssf.
Ranges for the default values for Tssf.
- non user interaction Tssf timer value: 1 second to 20 seconds
- user interaction Tssf timer value: 1 minute to 30 minutes
*/

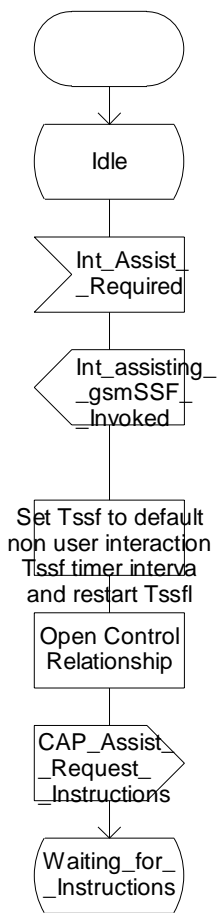


Figure 4.81a: Process Assisting_gsmSSF (sheet 1)

Process assisting_gsmSSF

2(6)

/* Invocation of gsmSSF in MO, MT or CF call case. */

Signals to/from the left are to/from the process CAMEL_Assisting_MSC; signals to/from the right are to/from the gsmSCF, unless otherwise indicated.

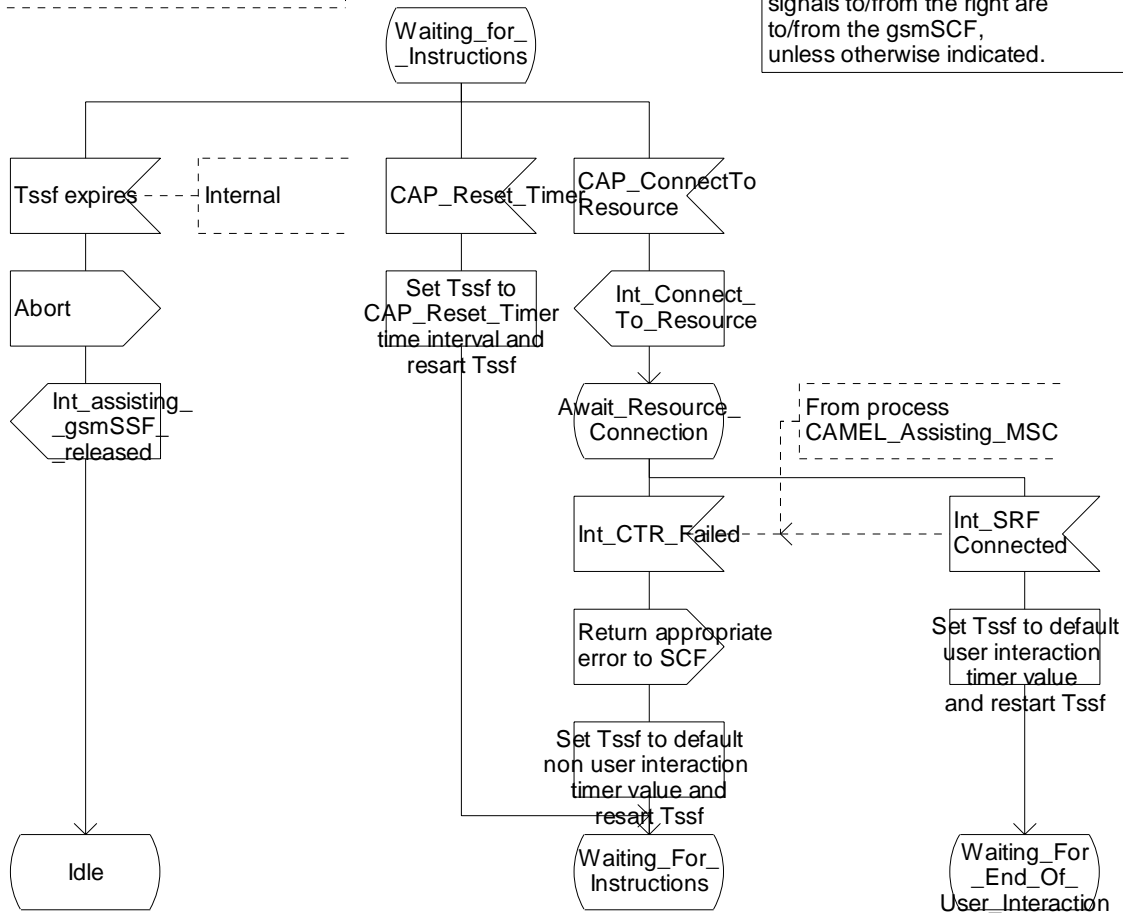


Figure 4.81b: Process Assisting_gsmSSF (sheet 2)

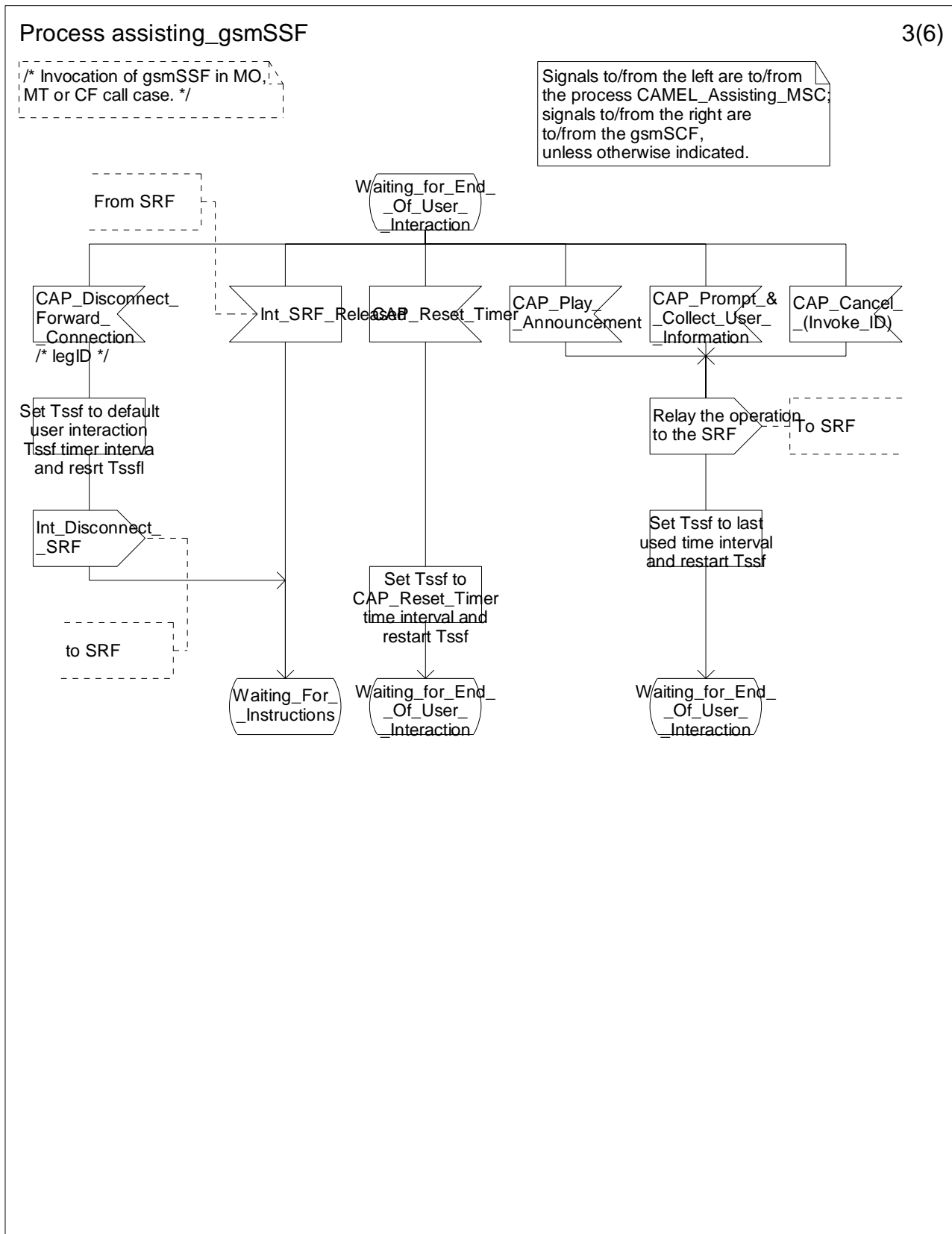


Figure 4.81c: Process Assisting_gsmSSF (sheet 3)

Process assisting_gsmSSF

4(6)

/* Invocation of gsmSSF in MO, MT or CF call case. */

Signals to/from the left are to/from the SRF; signals to/from the right are to/from the gsmSCF.

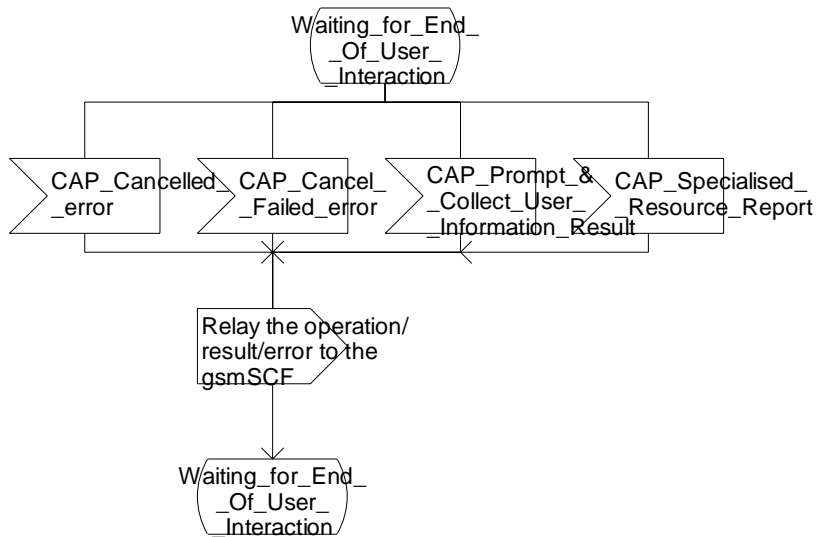


Figure 4.81d: Process Assisting_gsmSSF (sheet 4)

Process assisting_gsmSSF

5(6)

/* Invocation of gsmSSF in MO, MT or CF call case. */

Signals to/from the left are to/from the process CAMEL_Assisting_MSC; signals to/from the right are to/from the SRF, unless otherwise indicated.

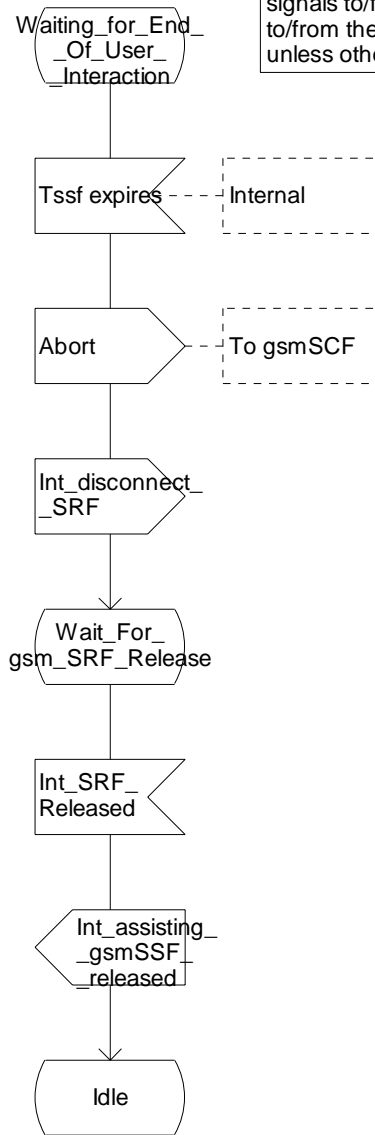


Figure 4.81e: Process Assisting_gsmSSF (sheet 5)

Process assisting_gsmSSF

6(6)

/* Invocation of gsmSSF in MO, MT or CF call case. */

Signals to/from the right are to/from the process CAMEL_Assisting_MSC.

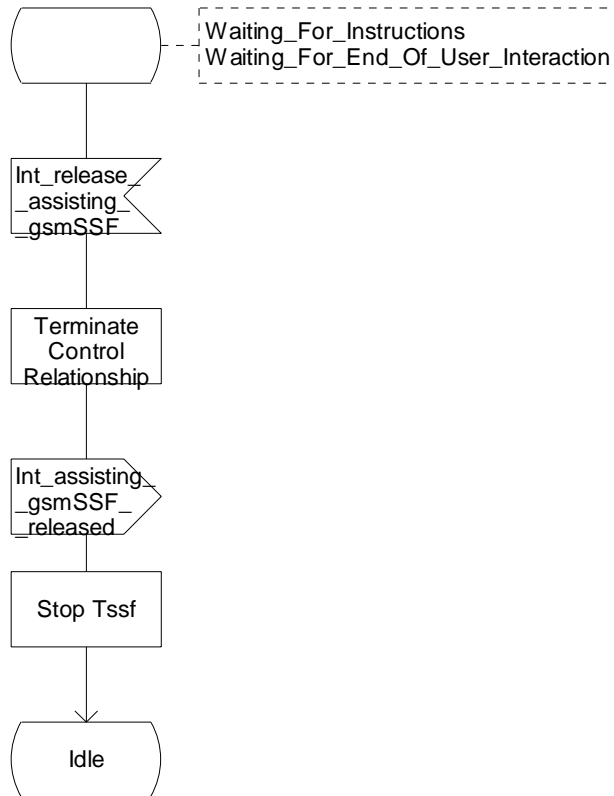


Figure 4.81f: Process Assisting_gsmSSF (sheet 6)

4.5.8 Procedure CAMEL_Provide_Subscriber_Info

4.5.8.1 MS reachable

A Provide_Subscriber_Info Request is sent to VLR and the HLR waits in state Wait_For_Information.

If the VLR returns a Provide_Subscriber_Info ack, the HLR uses the returned information to set the Subscriber Info to be returned to the gsmSCF. As a network option, the HLR may use the returned Cell Id or Location Area to derive the location number and/or Geographical Info. The mapping from cell ID and location area to location number is network-specific and outside the scope of the GSM standard.

NOTE: The handling in the VLR of Provide_Subscriber_Info Request is defined in 3GPP TS 23.018 [3].

4.5.8.2 MS not reachable

4.5.8.2.1 Location Information requested

If VLR number is available in the HLR, then the Location Information is set to this parameter only.

If location information is not available in the HLR, no location information is set.

4.5.8.2.2 Subscriber State requested

The Subscriber State is set to "Network determined not reachable".

4.5.8.3 Actions at state Wait_For_Information

The following actions are possible in state Wait_For_Information depending on the result of the Provide_Subscriber_Info Request sent to VLR.

4.5.8.3.1 Provide_Subscriber_Info ack

The Location Information or/and the Subscriber State are set to the received information.

4.5.8.3.2 Provide_Subscriber_Info Negative Response

If location information was requested the VLR number is provided as location information. If the subscriber state was requested the subscriber state is set to "not provided from VLR".

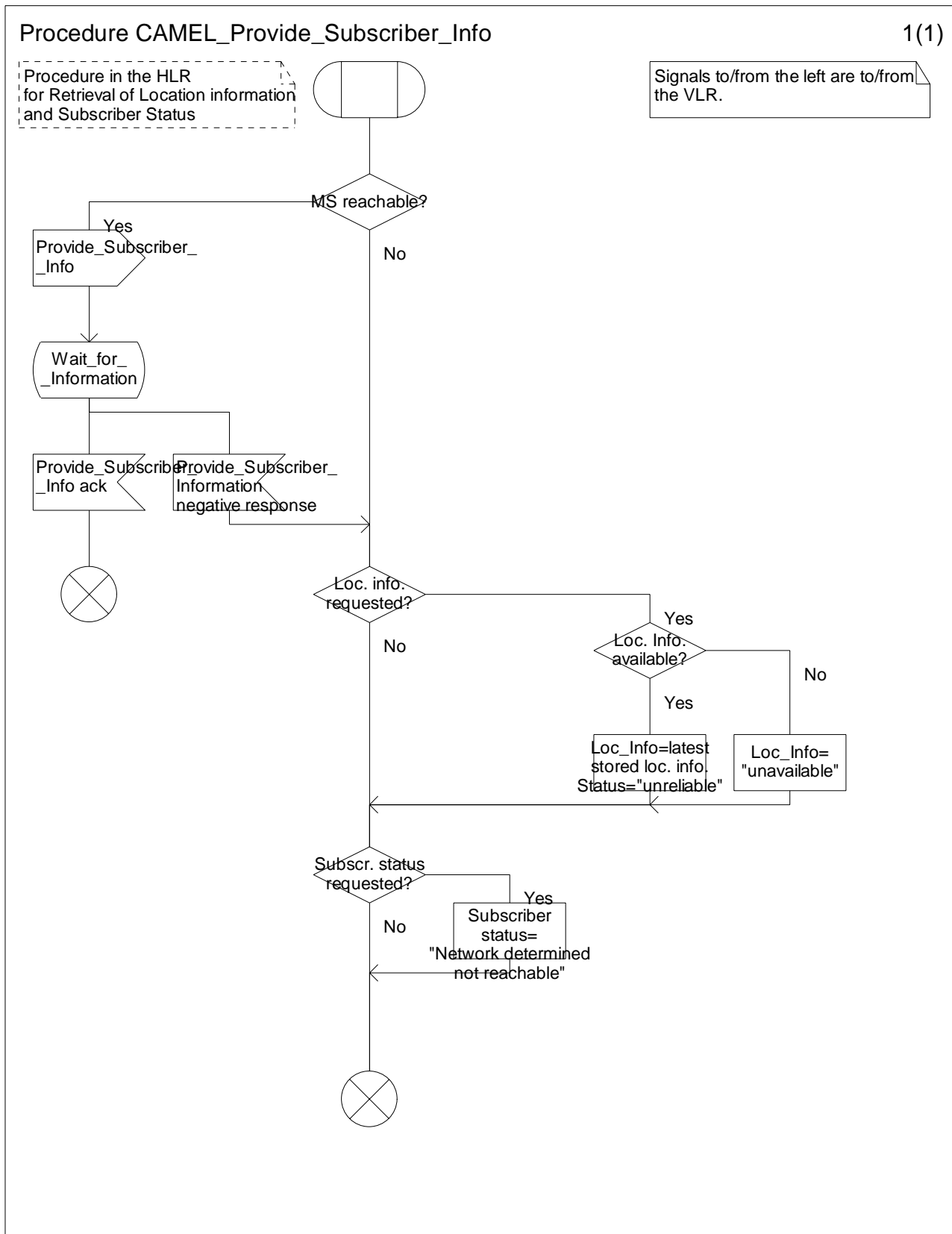


Figure 4.82: Procedure CAMEL_Provide_Subscriber_Info (sheet 1)

4.5.9 CAMEL specific handling of location updating and data restoration

When requesting location updating or data restoration the VLR shall indicate to the HLR which CAMEL phases it supports.

The HLR shall then send to the VLR CAMEL subscription data for one of the CAMEL phases supported by the VLR or, if some different handling is required, data for substitute handling.

When the location update has been completed, the MSC/VLR in which the subscriber is registered after the location update, shall check the M-CSI. If a Mobility Management notification to the gsmSCF is required for this subscriber, then the MSC/VLR shall now send the notification to the gsmSCF.

Refer to clause 9.2.1 for a description of M-CSI and the conditions under which a notification shall be sent.

4.5.10 Cross phase compatibility

To avoid a case by case fallback between the gsmSSF and the gsmSCF, the gsmSSF shall use the CAP phase corresponding to the CAMEL phase negotiated on the HLR-VLR interface when it opens a dialogue with the gsmSCF. The HLR-VLR negotiation of CAMEL phase is per subscriber.

4.5.11 Handling of North American Carrier Information

The following procedures apply only when the HPLMN of the CAMEL subscriber and either the VPLMN (for a mobile originated or forwarded call) or the IPLMN (for a mobile terminated call or forwarded call) are both North American. A gsmSCF may then provide the gsmSSF with any of the following North American (NA) carrier related information items.

- NA Carrier Information.
- NA Originating Line Information.
- NA Charge Number.

A gsmSSF shall use the received information items both to select any long distance carrier needed for the call and to provide certain information needed by this carrier. Any required information items not received shall be defaulted to those that would normally apply to the call in the absence of an interaction with a gsmSCF.

If any NA information item received from the gsmSCF is found to be invalid, the gsmSSF may either, as an operator option, release the call or behave as if the invalid information item had not been sent.

If the carrier specified in the Carrier parameter is not supported in the VPLMN or IPLMN, the gsmSSF may either, as an operator option, release the call or substitute for the unsupported carrier a preferred carrier of the VPLMN or IPLMN.

Support of the NA Originating Line Information and Charge Number parameters is an operator option in a VPLMN based on roaming agreements with the operators of other PLMNs, A gsmSSF may ignore these items when received from certain or all gsmSCFs located in other PLMNs and replace them with the corresponding default items for an MO, MF, MT or VT call.

4.6 Description of information flows

This clause contains the detailed description of the information flows used by CAMEL.

Each Information Element, IE is marked as Mandatory (M), Conditional (C), Optional (O) or Not applicable (-) for each different traffic case, Mobile Originating call (MO), Mobile Forwarded call (MF), Mobile Terminating call in the GMSC (MT) and Mobile Terminating call in the VMSC (VT). This categorization is a functional classification, i.e. stage 2 information and not a stage 3 classification to be used for the ASN.1 syntax of the protocol. This distinction between MO, MF, and MT and VT calls is not applicable to all Information Flows.

The following principles apply for the handling of the IEs by the receiving entity:

- The gsmSSF shall functionally support all IEs which can be sent to it.

- The gsmSCF may silently discard any IE which it does not functionally support.
- The gsmSRF shall return an error if it does not functionally support a IE which it receives.
- The HLR may silently discard any IE which it does not functionally support.

Details of errors and exceptions to these rules are specified in are specified in 3GPP TS 29.078 [5].

4.6.1 gsmSSF to gsmSCF information flows

4.6.1.1 Activity Test ack

4.6.1.1.1 Description

This IF is the response to the Activity Test.

4.6.1.1.2 Information Elements

This IF contains no information elements.

4.6.1.2 Apply Charging Report

4.6.1.2.1 Description

This IF is used by the gsmSSF to report to the gsmSCF the information requested in the Apply Charging IF.

4.6.1.2.2 Information Elements

Information element name	MO	MF	MT	VT	Description
Call Result	M	M	M	M	This IE contains the charging information to be provided by the gsmSSF.
M Mandatory (The IE shall always be sent).					

Call Result contains the following information:

Information element name	MO	MF	MT	VT	Description
Time Duration Charging Result	M	M	M	M	This IE is a list defined in the next table.
M Mandatory (The IE shall always be sent).					

Time Duration Charging Result contains the following information:

Information element name	MO	MF	MT	VT	Description
Time Information	M	M	M	M	This IE is a choice between Time if No Tariff Switch and Time if Tariff Switch.
Party To Charge	M	M	M	M	This IE is received in the related ApplyCharging operation to correlate the result to the request. This IE shall be a copy of the corresponding IE received in the Apply Charging operation.
Call Active	M	M	M	M	This IE indicates whether the call is active or not.
Call Released at Tcp Expiry	C	C	C	C	This element is an indication that the gsmSSF has released the call and terminated the dialogue, due to Tcp expiry. It shall be present when ACR is sent due to Tcp expiry and the gsmSSF has released the call (because "ReleaseIfExceeded" was present in ACH operation). In all other circumstances, this element shall be absent.
M Mandatory (The IE shall always be sent). C Conditional (The IE shall be sent, if available).					

Time Information contains one of the following information:

Information element name	MO	MF	MT	VT	Description
Time If No Tariff Switch	C	C	C	C	This IE will be present if no tariff switch has occurred since the reception of the first Apply Charging IF for the connection to the Called Party, the Temporary Connection, or the gsmSRF connection, otherwise it will be absent. If Answer was detected for the connection to the Called Party, the Temporary Connection or the gsmSRF connection, then the elapsed time since detection of Answer shall be reported. If answer was not detected, it shall be set to "0".
Time If Tariff Switch	C	C	C	C	This IE will be present if a tariff switch has occurred since the reception of the first Apply Charging IF for the connection to the Called Party, the Temporary Connection, or the gsmSRF connection, otherwise it will be absent.
C Conditional (The IE shall be sent, if available).					

4.6.1.3 Call Information Report

4.6.1.3.1 Description

This IF is used to send specific call information for a single call to the gsmSCF as requested from the gsmSCF in a previous Call Information Request.

4.6.1.3.2 Information Elements

Information element name	MO	MF	MT	VT	Description
Requested Information List	M	M	M	M	This IE specifies a list of Requested information Values which are requested.
Leg ID	M	M	M	M	This IE indicates the party in the call for which information shall be collected.
M Mandatory (The IE shall always be sent).					

4.6.1.4 Event Report BCSM

4.6.1.4.1 Description

This IF is used to notify the gsmSCF of a call-related event (i.e. BCSM events as answer and disconnect) previously requested by the gsmSCF in a Request Report BCSM Event IF.

4.6.1.4.2 Information Elements

The following information elements are required:

Information element name	MO	MF	MT	VT	Description
Event type BCSM	M	M	M	M	This IE specifies the type of event that is reported.
Event Specific Information BCSM	C	C	C	C	This IE indicates the call related information specific to the event.
Leg ID	M	M	M	M	This IE indicates the party in the call for which the event is reported.
Misc Call Info	M	M	M	M	This IE indicates the DP type.
M Mandatory (The IE shall always be sent).					
C Conditional (The IE shall be sent, if available).					

If the Event Type BCSM IE contains either O_Answer or T_Answer, then the Event Specific Information BCSM IE contains the following information elements:

Information element name	MO	MF	MT	VT	Description
Destination address	M	M	M	M	This IE specifies the destination address for the call leg. The <i>NatureOfAddress indicator</i> may contain a national-specific value. For some national-specific <i>NatureOfAddress indicator</i> values the length of the digit part of destination address may be zero.
OR	-	C	C	-	This IE indicates that the call was subject to basic Optimal Routeing as specified in 3GPP TS 23.079 [36].
Forwarded call	-	M	C	C	This IE indicates that the call has been subject to GSM call forwarding.
M	Mandatory (The IE shall always be sent).				
C	Conditional (The IE shall be sent if its value is True, otherwise it shall not be sent).				
-	Not applicable.				

If the Event Type BCSM IE contains one of Route_Select_Failure, O_Called_Party_Busy, O_Disconnect or T_Disconnect, then the Event Specific Information BCSM IE contains the following information element:

Information element name	MO	MF	MT	VT	Description
Cause	C	C	C	C	This IE indicates the cause.
C	Conditional (The IE shall be sent if available).				

If the Event Type BCSM IE contains T_Busy then the Event Specific Information BCSM IE contains the following information elements:

Information element name	MO	MF	MT	VT	Description
Cause	C	C	C	C	This IE indicates the cause.
Call forwarded	-	-	C	C	This IE indicates that the call may be forwarded by the appropriate GSM Call Forwarding supplementary service.
Route not permitted	-	-	C	-	This IE indicates that call forwarding will not take place in this GMSC due to the rules of basic optimal routeing. See 3GPP TS 23.079 [36].
C	Conditional (The IE shall be sent if available).				
-	Not applicable.				

If the Event Type BCSM IE contains T_No_Answer then the Event Specific Information BCSM IE contains the following information element:

Information element name	MO	MF	MT	VT	Description
Call forwarded	-	-	C	C	This IE indicates that the call may be forwarded by the appropriate GSM Call Forwarding supplementary service.
C	Conditional (The IE shall be sent if available).				
-	Not applicable.				

If the Event Type BCSM IE contains O_No_Answer then the Event Specific Information BCSM IE is not included.

4.6.1.5 Initial DP

4.6.1.5.1 Description

This IF is generated by the gsmSSF when a trigger is detected at a DP in the BCSM, to request instructions from the gsmSCF.

4.6.1.5.2 Information Elements

The following information elements are required:

Information element name	MO	MF	MT	VT	Description
Additional Calling Party Number	C	C	C	C	The calling party number provided by the access signalling system of the calling user or received from the gsmSCF due to the previous CAMEL processing.
Bearer Capability	M	C	C	C	This IE indicates the type of the bearer capability connection to the user.
Called Party Number	C	M	M	M	This IE contains the number used to identify the called party in the forward direction. For the MO and MF calls this parameter is used in the case of TDP Route_Select_Failure (this is the destination number used to route the call) and in the case of TDP Busy and TDP No Reply (this is the MSISDN when the destination number used for the call is a MSRN, or in the case of unsuccessful establishment received from the HLR via MAP interface, otherwise it is the number used to route the call). For the VT calls when there is no forwarding pending this is the MSISDN received in the Provide Roaming Number; if the MSISDN is not available, the basic MSISDN is used. For the MT and VT call case when there is call forwarding or call deflection pending, this is the MSISDN, i.e. not the forwarded-to or deflected-to number. If the Initial DP operation is sent at TDP Route_Select_Failure or TDP Analysed_Information then the <i>NatureOfAddress indicator</i> may contain a national-specific value. For some national-specific <i>NatureOfAddress indicator</i> values the length of the digit part of the destination address may be zero.
Called Party BCD Number	C	-	-	-	This IE contains the number used to identify the called party in the forward direction. It is used for MO call in all cases except in the case of TDP Route_Select_Failure. For the TDP Collected_Information, the number contained in this IE shall be identical to the number received over the access network. It may e.g. include service selection information, such as * and # digits, or carrier selection information dialled by the subscriber. For the TDP Analysed_Information, the number contained in this IE shall be the dialled number received over the network access or received from a gsmSCF in a CONNECT operation, service selection information, such as * and # digits may be present (see clause 4.2.1.2.2), carrier selection information dialled by the subscriber is not present.
Calling Party Number	M	C	C	C	This IE carries the calling party number to identify the calling party or the origin of the call.
Calling Party Category	M	C	C	C	Indicates the type of calling party (e.g., operator, pay phone, ordinary subscriber).
CallGap Encountered	C	C	C	C	This parameter indicates the type of gapping the related call have been subjected to. This parameter shall be present only if a call gapping context is applicable to the initialDP operation.

Information element name	MO	MF	MT	VT	Description
Call Reference Number	M	M	M	M	This IE may be used by the gsmSCF for inclusion in a network optional gsmSCF call record. It has to be coupled with the identity of the MSC which allocated it in order to define unambiguously the identity of the call. For MO calls, the call reference number is set by the serving VMSC and included in the MO call record. For MT calls, the call reference number is set by the GMSC and included in the RCF call record in the GMSC and in the MT call record in the terminating MSC. For VT calls, the call reference number is set by the GMSC and included in the RCF call record in the GMSC and in the MT call record in the terminating MSC. For CF calls, the call reference number is set by the GMSC and included in the CF record in the forwarding MSC.
Cause	C	C	C	C	This IE indicates the cause specific to the armed BCSM DP event. This IE is applicable to DP Route_Select_Failure and DP T_Busy. The cause may be used by the SCF to decide about the further handling of the call.
Event Type BCSM	M	M	M	M	This IE indicates the armed BCSM DP event, resulting in the Initial DP IF.
Ext-Basic Service Code	C	C	C	C	This IE indicates the type of basic service i.e. teleservice or bearer service.
High Layer Compatibility	C	C	C	C	This IE indicates the type of the high layer compatibility, which will be used to determine the ISDN-teleservice of a connected ISDN terminal.
IMSI	M	M	M	M	This IE identifies the mobile subscriber.
IP SSP Capabilities	C	C	C	C	This IE indicates which SRF resources are supported within the gsmSSF and are available. If this IE is absent, this indicates that no gsmSRF is attached and available.
Location Information	M	-	C	M	This IE is described in the next table.
Location Number	M	C	C	C	For mobile originated calls this IE represents the location of the calling party. For all other call scenarios this IE contains the location number received in incoming ISUP signalling.
MSC Address	M	M	M	M	For MO calls, the MSC Address carries the international E.164 address of the serving VMSC. For MT calls, the MSC Address carries the international E.164 address of the GMSC. For VT calls, the MSC Address carries the international E.164 address of the serving VMSC. For CF calls, the MSC Address carries the international E.164 address of the forwarding MSC.
GMSC Address	-	M	-	M	For CF calls, the GMSC Address carries the international E.164 address of the GMSC. For VT calls, the GMSC Address carries the international E.164 address of the GMSC.
Carrier	C	C	C	C	The content of this IE is described in the next table. The IE may be sent when the VPLMN and the HPLMN of the subscriber are both North American. For MO calls, this IE shall contain any carrier that was dialled by the calling subscriber. If no carrier was dialled, the IE shall contain the calling subscriber's subscribed carrier. For MT and VT calls, the IE shall contain the carrier subscribed to by the called subscriber. For CF calls, the IE shall contain the carrier subscribed to by the forwarding subscriber.
Original Called Party ID	C	C	C	C	This IE carries the dialled digits if the call has met call forwarding on the route to the gsmSSF. This IE shall also be sent if it was received from the gsmSCF due to the previous CAMEL processing.
Redirecting Party ID	C	C	C	C	This IE indicates the directory number the call was redirected from. This IE shall also be sent if it was received from the gsmSCF due to the previous CAMEL processing.

Information element name	MO	MF	MT	VT	Description
Redirection Information	C	C	C	C	This IE contains forwarding related information, such as redirection counter. This IE shall also be sent if it was received from the gsmSCF due to the previous CAMEL processing.
Service Key	M	M	M	M	This IE indicates to the gsmSCF the requested CAMEL Service. It is used to address the required application/SLP within the gsmSCF.
Subscriber State	-	-	C	C	This IE indicates the status of the MS. The states are: - CAMELBusy: The MS is engaged on a transaction for a mobile originating or terminated circuit-switched call. - NetworkDeterminedNotReachable: The network can determine from its internal data that the MS is not reachable. - AssumedIdle: The state of the MS is neither "CAMELBusy" nor "NetworkDeterminedNotReachable". - Not provided from VLR.
Time And Timezone	M	M	M	M	This IE contains the time that the gsmSSF was triggered, and the time zone the gsmSSF resides in.
GSM Forwarding Pending	-	-	C	C	This parameter indicates that a forwarded-to-number was received and the call will be forwarded due to GSM supplementary service call forwarding in the GMSC/VMSC. This parameter is present in the following cases: - When the FTN is received from the HLR prior to triggering in the Terminating_Attempt_Authorised DP. - When a conditional call forwarding or call deflection is invoked in the GMSC/MSC, and T_Busy or T_No_answer is reported as a TDP.
Service Interaction Indicators Two	C	C	C	C	This IE is sent if it is received in the ISUP message or due to previous CAMEL processing. The IE is described in a table below.
CUG Index	C	-	-	-	See 3GPP TS 23.085 [9] for details of this IE.
CUG Interlock Code	C	C	C	C	This IE shall be set according to the 3GPP TS 23.085 [9] unless modified by the gsmSCF via Connect or ContinueWithArgument.
Outgoing Access Indicator	C	C	C	C	This IE shall be set according to the 3GPP TS 23.085 [9] unless modified by the gsmSCF via Connect or ContinueWithArgument.
M	Mandatory (The IE shall always be sent).				
C	Conditional (The IE shall be sent, if available).				
-	Not applicable.				

Location Information is defined in 3GPP TS 23.018 [3]. The following differences apply:

Information element name	MO	MF	MT	VT	Description
Location Number	-	-	C	C	See 3GPP TS 23.018 [3].
Service area ID	C2	-	C2	C2	See 3GPP TS 23.018 [3].
Cell ID	C2	-	C2	C2	See 3GPP TS 23.018 [3].
Geographical information	C	-	C	C	See 3GPP TS 23.018 [3].
Geodetic information	C	-	C	C	See 3GPP TS 23.018 [3].
VLR number	M	-	C	M	See 3GPP TS 23.018 [3].
Age Of location information	M	-	C	C	See 3GPP TS 23.018 [3].
Current Location Retrieved	-	-	-	-	Not applicable
Location area ID	C2	-	C2	C2	See 3GPP TS 23.003 [37].
Selected LSA Identity	C1	-	C1	C1	This IE indicates the LSA identity associated with the current position of the MS. Shall be present if the LSA ID in the subscriber data matches the LSA ID of the current cell. In the case of multiple matches the LSA ID with the highest priority shall be sent. See 3GPP TS 23.073 [23].
M	Mandatory (The IE shall always be sent).				
C	Conditional (The IE shall be sent, if available. Further conditions are in the description column.).				
C1	Conditional (The IE shall be sent, if available and SoLSA is supported).				
C2	Conditional (One and only one of the three conditional IEs shall be sent).				
-	Not applicable.				

Carrier contains the following information:

Information element name	MO	MF	MT	VT	Description
Carrier Identification Code	M	M	M	M	This IE uniquely identifies a North American long distance carrier.
Carrier Selection Information	M	M	M	M	This IE indicates the way the carrier was selected e.g.: – dialled – subscribed
M Mandatory (The IE shall always be sent).					

Service Interaction Indicators Two contains the following information:

Information element name	MO	MF	MT	VT	Description
Forward Service Interaction Indicator	C	C	C	C	This IE is described in a table below.
HOLD Treatment Indicator	C	-	-	C	This IE indicates whether the CAMEL subscriber can invoke HOLD for the call.
CW Treatment Indicator	C	-	-	C	This IE indicates whether CW can be applied for a call to the CAMEL subscriber whilst this call is ongoing.
ECT Treatment Indicator	C	-	-	C	This IE indicates whether the call leg can become part of an ECT call initiated by the CAMEL subscriber.
C Conditional (The IE shall be sent, if available). - Not applicable.					

Forward Service Interaction Indicator contains the following information:

Information element name	MO	MF	MT	VT	Description
Conference Treatment Indicator	C	C	C	C	This IE indicates whether the call leg can become part of a MPTY call initiated by the called subscriber.
Call Diversion Treatment Indicator	C	C	C	C	This IE indicates whether the call can be forwarded using the Call Forwarding or Call Deflection Supplementary Services.
C Conditional (The IE shall be sent, if available).					

4.6.2 gsmSCF to gsmSSF information flows

4.6.2.1 Activity Test

4.6.2.1.1 Description

This IF is used to check for the continued existence of a relationship between the gsmSCF and gsmSSF. If the relationship is still in existence, then the gsmSSF will respond. If no reply is received, then the gsmSCF will assume that the gsmSSF has failed in some way and will take the appropriate action.

4.6.2.1.2 Information Elements

This IF contains no information elements.

4.6.2.2 Apply Charging

4.6.2.2.1 Description

This IF is used for interacting from the gsmSCF with the gsmSSF charging mechanisms to control the call duration.

4.6.2.2.2 Information Elements

Information element name	MO	MF	MT	VT	Description
ACh Billing Charging Characteristics	M	M	M	M	This IE specifies the charging related information to be provided by the gsmSSF and the conditions on which this information has to be provided back to the gsmSCF.
Party To Charge	M	M	M	M	This IE shall be reflected in the corresponding IE of the Apply Charging Report operation. This IE has no effect on the charging procedures in the MSC.
M Mandatory (The IE shall always be sent).					

ACh Billing Charging Characteristics contains the following information:

Information element name	MO	MF	MT	VT	Description
Time Duration Charging	M	M	M	M	This IE is described in the next table.
M Mandatory (The IE shall always be sent).					

Time Duration Charging contains the following information:

Information element name	MO	MF	MT	VT	Description
Max Call Period Duration	M	M	M	M	This IE indicates the maximum call period duration timer.
Tariff Switch Interval	O	O	O	O	This IE indicates the tariff switch time until the next tariff switch applies.
Release If Duration Exceeded	O	O	O	O	This IE indicates that the call shall be released when the Max call Period Duration expires, with a warning tone if the Play Tone IE is present. The cause used in the release message shall be "normal unspecified". Default is to continue the call.
Play Tone	O	-	O	O	This IE is set if a tone has to be played to the party for whom the BCSM is operating. If present, this IE indicates that 30 seconds before the Max Call Period Duration timer expires, a triple tone of 900 Hz (200 milliseconds tone, 200 milliseconds pause) shall be played.
M Mandatory (The IE shall always be sent).					
O Optional (Service logic dependent).					
- Not applicable.					

4.6.2.3 Call Gap

4.6.2.3.1 Description

This IF is used to activate/modify/remove a call gap mechanism in the gsmSSF. The call gap mechanism is used to reduce the rate at which specific service requests are sent to a gsmSCF.

A Call Gap operation can only be sent on an opened dialogue between a gsmSCF and a gsmSSF.

It is possible to have several call gapping conditions applicable to the same gsmSSF (i.e. each conditions were activated for a defined Service (identified by the serviceKey) by a defined gsmSCF (identified by the gsmSCFAddress)).

4.6.2.3.2 Information Elements

Information element name	Status	Description
Gap Criteria	M	This IE specifies the criteria for a call to be subject to call gapping.
Gap Indicators	M	This parameter indicates the gapping characteristics.
Control Type	O	This parameter indicates the reason for activating call gapping. The value "scPOverloaded" indicates that an automatic congestion detection and control mechanism in the SCP has detected a congestion situation. The value "manuallyInitiated" indicates that the service and or network/service management centre has detected a congestion situation, or any other situation that requires manually initiated controls. The controlType "manuallyInitiated" will have priority over "scPOverloaded" call gap. It should be noted that also non-IN controlled traffic control mechanism can apply to an exchange with the SSF functionality. As the non-IN controlled traffic control is within the CCF, this traffic control has implicit priority over the IN controlled traffic control. The non-IN controlled traffic control may also have some influence to the IN call. Therefore it is recommended to take measures to coordinate several traffic control mechanisms. The non-IN controlled traffic control and co-ordination of several traffic control mechanisms are out of the scope of core INAP.
Gap Treatment	O	This parameter indicates how calls that were rejected due to the call gapping condition and for which the Default Call Handling was set to "Release Call" shall be treated.
M	Mandatory (The IE shall always be sent).	
O	Optional (Service logic dependent).	

Gap Criteria contains one of the following (Choice):

Information element name	Status	Description
Basic Gap Criteria	O	This IE is a choice of various basic criteria.
Compound Gap Criteria	O	This IE is a choice of various criteria including a ScfID.
O	Optional (Service logic dependent).	

Compound Gap Criteria contains the following Information:

Information element name	Status	Description
Basic Gap Criteria	M	This IE is a choice of various criteria.
ScfID	O	This IE contains the address of the gsmSCF which initiated the CallGapping.
M	Mandatory (The IE shall always be sent).	
O	Optional (Service logic dependent).	

Basic Gap Criteria contains one of the following (Choice):

Information element name	Status	Description
Called Address	O	This parameter contains a string of digits. At each call attempt, when the leading digits of the dialled number match this specific value, the call gapping treatment shall be applied to this call.
Service	O	This parameter contains a service key value. At each call attempt, when the service key match this specific value, the call gapping treatment shall be applied to this call.
Called Address and Service	O	This parameter contains a specific string of digits and a service key value. At each call attempt, when the leading digits of the dialled number and the service key of a call match these specific values, the call gapping treatment shall be applied to this call.
Calling Address and Service	O	This parameter contains a specific string of digits and a service key value. At each call attempt, when the leading digits of the calling party number and the service key match these specific values, the call gapping treatment shall be applied to this call.
O Optional (Service logic dependent).		

Gap Indicators contains the following information:

Information element name	Status	Description
Duration	M	Duration specifies the total time interval during which call gapping for the specified gap criteria will be active. A duration of 0 indicates that gapping is to be removed. A duration of -2 indicates a network specific duration. Other values indicate duration in seconds.
Interval	M	This parameter specifies the minimum time between calls being allowed through. An interval of 0 indicates that calls meeting the gap criteria are not to be rejected. An interval of -1 indicates that all calls meeting the gap criteria are to be rejected. Other values indicate interval in milliseconds.
M Mandatory (The IE shall always be sent).		

Gap Treatment contains one of the following (choice):

Information element name	Status	Description
Information To Send	O	This parameter indicates an announcement or a tone to be sent to the calling party. At the end of information sending, the call shall be released.
Release Cause	O	If the call is to be released, this IE indicates a specific cause value to be sent in the release message. See ETSI EN 300 356-1 [20] for the coding.
O Optional (Service logic dependent).		

Information To Send contains one of the following (choice):

Information element name	Status	Description
In-band Info	O	This parameter specifies the in-band information to be sent.
Tone	O	This parameter specifies a tone to be sent to the end-user.
O Optional (Service logic dependent).		

In-band Info contains the following information:

Information element name	Status	Description
Message Id	M	This parameter indicates the message(s) to be sent, it can be one of the following.
Message Duration	O	This parameter indicates the maximum time duration in seconds that the message shall be played/repeated. ZERO indicates endless repetition.
M Mandatory (The IE shall always be sent).		
O Optional (Service logic dependent).		

Message Id contains one of the following (choice):

Information element name	Status	Description
Elementary Message Id	O	This parameter indicates a single announcement.
O Optional (Service logic dependent).		

4.6.2.4 Call Information Request

4.6.2.4.1 Description

This IF is used to request the gsmSSF to record specific information about a single call and report it to the gsmSCF (with a CallInformationReport).

4.6.2.4.2 Information Elements

Information element name	MO	MF	MT	VT	Description
Requested Information Type List	M	M	M	M	This IE specifies a list of specific items of information which are requested.
Leg ID	M	M	M	M	This IE indicates the party in the call for which information shall be collected.
M Mandatory (The IE shall always be sent).					

Requested Information Type List contains the following information:

Information element name	MO	MF	MT	VT	Description
Call Attempt Elapsed Time	O	O	O	O	This IE indicates that the Call Attempt Elapsed Time is requested in the Call Information Report. Call Attempt Elapsed Time is the duration between the end of the CAMEL processing initiating call setup (Connect, Continue or Continue With Argument IF) and the received answer indication from the called party side. For the Calling Party, the value of Call Attempt Elapsed Time in the Call Information Report shall be set to 0.
Call Stop Time	O	O	O	O	This IE indicates that the Call Stop Time is requested in the Call Information Report. Call Stop Time is the time stamp when the connection is released.
Call Connected Elapsed Time	O	O	O	O	This IE indicates that the Call Connected Elapsed Time is requested in the Call Information Report. Call Connected Elapsed Time is the duration between the received answer indication from the called party side and the release of the connection. For a Calling Party, it indicates the duration between the sending of IDP and the release of that party
Release Cause	O	O	O	O	This IE indicates that the Release Cause is requested in the Call Information Report. Release Cause is the release cause for the call.
O Optional (Service logic dependent).					

4.6.2.5 Cancel

4.6.2.5.1 Description

This IF is used by the gsmSCF to request the gsmSSF to cancel all EDPs and reports.

4.6.2.5.2 Information Elements

The following information elements are used:

Information element name	MO	MF	MT	VT	Description
All Requests	M	M	M	M	This IE indicates that all active requests for EventReportBCSM, ApplyChargingReport and CallInformationReport shall be cancelled.
M Mandatory (The IE shall always be sent).					

4.6.2.6 Connect

4.6.2.6.1 Description

This IF is used to request the gsmSSF to perform the call processing actions to route a call to a specific destination. To do so, the gsmSSF may use destination information from the calling party and existing call set-up information depending on the information provided by the gsmSCF.

4.6.2.6.2 Information Elements

The following information elements are required:

Information element name	MO	MF	MT	VT	Description
Alerting Pattern	-	-	O	O	This parameter indicates the kind of Alerting Pattern to be applied.
Calling Party Category	O	O	O	O	This IE indicates the type of calling party (e.g., operator, pay phone, ordinary subscriber).
Destination Routing Address	M	M	M	M	This IE contains the called party number towards which the call is to be routed. The <i>NatureOfAddress indicator</i> may contain a national-specific value. For some national-specific <i>NatureOfAddress indicator</i> values the length of the digit part of the destination address may be zero. The gsmSCF may use national-specific <i>NatureOfAddress indicator</i> values of the gsmSSF country.
Generic Number	O	O	O	O	This IE contains the generic number. Its used to convey the additional calling party number, which e.g. could be used to modify the calling line ID presented to the called user.
Carrier	O	O	O	O	This IE is described in the next table.
NA Originating Line Information	O	O	O	O	This IE identifies the type of number in the Charge Number (e.g. subscriber versus PLMN operator number).
Charge Number	O	O	O	O	This IE identifies the chargeable number for the usage of a North American carrier.
O-CSI Applicable	-	-	O	O	This IE indicates that the O-CSI, if present shall be applied on the outgoing leg.
Original Called Party ID	O	O	O	O	This IE carries the dialled digits if the call has met call forwarding on route to the gsmSSF or is forwarded by the gsmSCF.
Redirecting Party ID	O	O	O	O	This IE indicates the directory number the call was redirected from.
Redirection Information	O	O	O	O	This IE contains forwarding related information, such as redirecting counter.
Suppression Of Announcements	-	-	O	O	This IE indicates that announcements or tones generated as a result of unsuccessful call setup shall be suppressed.
Service Interaction Indicators Two	O	O	O	O	This IE is described in a table below.
CUG Interlock Code	O	O	O	O	See 3GPP TS 23.085 [9] for details of this IE.
Outgoing Access Indicator	O	O	O	O	See 3GPP TS 23.085 [9] for details of this IE.
O Optional (Service logic dependent).					
- Not applicable.					

Carrier contains the following information:

Information element name	MO	MF	MT	VT	Description
Carrier Identification Code	M	M	M	M	This IE uniquely identifies a North American long distance carrier.
Carrier Selection Information	M	M	M	M	This IE indicates the way the carrier was selected e.g.: – dialled; – subscribed.
M Mandatory (The IE shall always be sent).					

Service Interaction Indicators Two contains the following information:

Information element name	MO	MF	MT	VT	Description
Forward Service Interaction Indicator	O	O	O	O	This IE is described in a table below.
Backward Service Interaction Indicator	O	O	O	O	This IE is described in a table below.
HOLD Treatment Indicator	O	-	-	O	This IE allows the gsmSCF to disallow the invocation of HOLD by the CAMEL subscriber.
CW Treatment Indicator	O	-	-	O	This IE allows the gsmSCF to disallow the invocation of CW for a call to the CAMEL subscriber whilst this call is ongoing.
ECT Treatment Indicator	O	-	-	O	This IE allows the gsmSCF to disallow the call leg to become part of an ECT call initiated by the CAMEL subscriber.
Connected number treatment indicator	O	O	O	O	This IE indicates the treatment of the connected number at the originating side.
Non-CUG Call	O	O	O	O	This IE indicates that no parameters for CUG should be used for the call (i.e. the call should be a non-CUG call).
O Optional (Service logic dependent). - Not applicable.					

NOTE: Non-CUG Call shall not be present if at least one of CUG Interlock Code and Outgoing Access Indicator are present in the Information Flow.

Forward Service Interaction Indicator contains the following information:

Information element name	MO	MF	MT	VT	Description
Conference Treatment Indicator	O	O	O	O	This IE allows the gsmSCF to disallow the call leg to become part of a MPTY call initiated by the CAMEL subscriber.
Call Diversion Treatment Indicator	O	O	O	O	This IE allows the gsmSCF to disallow the Call Forwarding or Call Deflection Supplementary Services for this call.
Calling Party Restriction Indicator	O	-	-	-	This IE allows the gsmSCF to mark the CLI as Restricted for the call.
O Optional (Service logic dependent). - Not applicable.					

Backward Service Interaction Indicator contains the following information:

Information element name	MO	MF	MT	VT	Description
Conference Treatment Indicator	O	O	O	O	This IE allows the gsmSCF to disallow the call leg to become part of a MPTY call initiated by the calling subscriber.
Call Completion Treatment Indicator	O	O	O	O	This IE allows the gsmSCF to disallow a CCBS request to be made for the call. See also 3GPP TS 23.093 [38] for description.
O Optional (Service logic dependent).					

4.6.2.7 Connect To Resource

4.6.2.7.1 Description

This IF is used to connect a call from the gsmSSF to a gsmSRF.

4.6.2.7.2 Information Elements

The following information elements are required:

Information element name	MO	MF	MT	VT	Description
Service Interaction Indicators Two	O	O	O	O	This parameter indicates whether or not a bothway through connection is required between the Calling party and the gsmSRF. The handling when this IE is not present is defined in EN 301 070-1 [7].
Resource Address	O	O	O	O	This IE indicates the physical location of the gsmSRF.
O Optional (Service logic dependent).					

Resource Address contains the following information:

Information element name	MO	MF	MT	VT	Description
IP Routing Address	C	C	C	C	This IE indicates the routeing address to set up a connection towards the gsmSRF.
None	C	C	C	C	This parameter indicates that the call party is to be connected to a predefined gsmSRF.
C Conditional.					

4.6.2.8 Continue

4.6.2.8.1 Description

This IF requests the gsmSSF to proceed with call processing at the DP at which it previously suspended call processing to await gsmSCF instructions. The gsmSSF completes DP processing, and continues basic call processing (i.e. proceeds to the next point in call in the BCSM) without substituting new data from the gsmSCF.

4.6.2.8.2 Information Elements

This IF contains no information elements.

4.6.2.9 Continue With Argument

4.6.2.9.1 Description

This information flow requests the gsmSSF to proceed the call processing with modified information at the DP at which it previously suspended call processing to await gsmSCF instructions. The gsmSSF completes DP processing, and continues basic call processing (i.e. proceeds to the next point in call in the BCSM) with the modified call setup information as received from the gsmSCF.

4.6.2.9.2 Information Elements

The following information elements are required:

Information element name	MO	MF	MT	VT	Description
Alerting Pattern	-	-	O	O	This parameter indicates the kind of Alerting Pattern to be applied.
Calling Party Category	O	O	O	O	This IE indicates the type of calling party (e.g., operator, pay phone, ordinary subscriber).
Generic Number	O	O	O	O	This IE contains the generic number. Its used to convey the additional calling party number, which e.g. could be used to modify the calling line ID presented to the called user.
Carrier	O	O	O	O	This IE is described in the next table.
NA Originating Line Information	O	O	O	O	This IE identifies the type of number in the Charge Number (e.g. subscriber versus PLMN operator number).
Charge Number	O	O	O	O	This IE identifies the chargeable number for the usage of a North American carrier.
Suppression Of Announcements	-	-	O	O	This IE indicates that announcements or tones generated as a result of unsuccessful call setup shall be suppressed.
Service Interaction Indicators Two	O	O	O	O	This IE is described in a table below.
CUG Interlock Code	O	O	-	-	See 3GPP TS 23.085 [9] for details of this IE.
Outgoing Access Indicator	O	O	-	-	See 3GPP TS 23.085 [9] for details of this IE.
O Optional (Service logic dependent).					
- Not applicable.					

Carrier contains the following information:

Information element name	MO	MF	MT	VT	Description
Carrier Identification Code	M	M	M	M	This IE uniquely identifies a North American long distance carrier.
Carrier Selection Information	M	M	M	M	This IE indicates the way the carrier was selected e.g.: - dialled; - subscribed.
M Mandatory (The IE shall always be sent).					

Service Interaction Indicators Two contains the following information:

Information element name	MO	MF	MT	VT	Description
Forward Service Interaction Indicator	O	O	O	O	See the Information Flow table for the Service Interaction Indicators Two IE in the Connect operation for an explanation of this parameter.
Backward Service Interaction Indicator	O	O	O	O	See the Information Flow table for the Service Interaction Indicators Two IE in the Connect operation for an explanation of this parameter.
HOLD Treatment Indicator	O	-	-	O	This IE allows the gsmSCF to disallow the invocation of HOLD by the CAMEL subscriber.
CW Treatment Indicator	O	-	-	O	This IE allows the gsmSCF to disallow the invocation of CW for a call to the CAMEL subscriber whilst this call is ongoing.
ECT Treatment Indicator	O	-	-	O	This IE allows the gsmSCF to disallow the call leg to become part of an ECT call initiated by the CAMEL subscriber.
Connected number treatment indicator	O	O	O	O	This IE indicates the treatment of the connected number at the originating side.
Non-CUG Call	O	O	-	-	This IE indicates that no parameters for CUG should be used for the call (i.e. the call should be a non-CUG call).
O Optional (Service logic dependent).					
- Not applicable.					

NOTE: Non-CUG Call shall not be present if at least one of CUG Interlock Code and Outgoing Access Indicator are present in the Information Flow.

4.6.2.10 Disconnect Forward Connection

4.6.2.10.1 Description

This IF is used:

- to disconnect a connection with a gsmSRF previously established with a Connect To Resource IF;
- to disconnect an initiating gsmSSF from an assisting gsmSSF and its associated gsmSRF. The IF is send to the initiating gsmSSF.

4.6.2.10.2 Information Elements

This IF contains no information elements.

4.6.2.11 Establish Temporary Connection

4.6.2.11.1 Description

This IF is used to create a connection between an initiating gsmSSF and an assisting gsmSSF as a part of the assist procedure. It can also be used to create a connection between a gsmSSF and a gsmSRF.

4.6.2.11.2 Information Elements

The following information elements are required.

Information element name	MO	MF	MT	VT	Description
Assisting SSP IP Routing Address	M	M	M	M	This parameter indicates the destination address of the gsmSRF or assisting gsmSSF for the assist procedure. As a network operator option, the Assisting SSP IP Routing Address may contain embedded within it, a "Correlation ID" and " Scf ID", but only if "Correlation ID" and "Scf ID" are not specified separately.
Correlation ID	O	O	O	O	This parameter is used for: - the correlation of dialogues from the initiating gsmSSF->gsmSCF with dialogues from gsmSRF -> gsmSCF - the correlation of dialogues from the initiating gsmSSF->gsmSCF with dialogues from assisting gsmSSF ->gsmSCF.
Carrier	O	O	O	O	This IE is described in the next table.
NA Originating Line Information	O	O	O	O	This IE identifies the type of number in the Charge Number (e.g. subscriber versus PLMN operator number).
Charge Number	O	O	O	O	This IE identifies the chargeable number for the usage of a North American carrier.
Scf ID	O	O	O	O	This parameter indicates the gsmSCF identifier
Service Interaction Indicators Two	O	O	O	O	This parameter indicates whether or not a bothway through connection is required between the Calling party and the gsmSRF. The handling when this IE is not present is defined in EN 301 070-1 [7].
M	Mandatory (The IE shall always be sent).				
O	Optional (Service logic dependent).				

Carrier contains the following information:

Information element name	MO	MF	MT	VT	Description
Carrier Identification Code	M	M	M	M	This IE uniquely identifies a North American long distance carrier.
Carrier Selection Information	M	M	M	M	This IE indicates the way the carrier was selected e.g.: – dialled; – subscribed.
M Mandatory (The IE shall always be sent).					

4.6.2.12 Furnish Charging Information

4.6.2.12.1 Description

This IF is used to request the gsmSSF to include call related information in the CAMEL specific logical call record. The logical call record is created when FCI is received and a logical call record for that leg does not exist. For modelling purposes the logical call record is buffered in the gsmSSF. The gsmSSF completes logical call records as defined in the SDLs. Once the logical call record is completed, then its free format data is moved to the corresponding CDR and the logical call record is deleted.

The CSE can send multiple concatenated FCIs per leg for completion. The total maximum of free format data is 160 octets per leg. The 160 octets may be sent in one or more FCI operations. If there is non-completed free format data and new FCI operation(s) is/are received to overwrite the non-completed data, then the non-completed data is discarded and the gsmSCF can send another 160 octets per leg. The SDLs of 3GPP TS 23.078 define when Logical CDRs are completed. After the completion the gsmSCF can send another 160 octets of free format data in one or more FCI operations for the called leg.

4.6.2.12.2 Information Elements

The following information elements are required:

Information element name	MO	MF	MT	VT	Description
FCI Billing Charging Characteristics	M	M	M	M	This IE is described in the next table.
M Mandatory (The IE shall always be sent).					

FCI Billing Charging Characteristics contains the following information:

Information element name	MO	MF	MT	VT	Description
FCIBCCCAMEL Sequence 1	M	M	M	M	This IE is described in the next table.
M Mandatory (The IE shall always be sent).					

FCIBCCCAMEL Sequence 1 contains the following information:

Information element name	MO	MF	MT	VT	Description
Free Format Data	M	M	M	M	This IE is a free format data to be inserted in the CAMEL logical call record.
Party To Charge	M	M	M	M	This IE indicates the party for whom a CAMEL logical call record will be created.
Append Free Format Data	O	O	O	O	This IE indicates that the gsmSSF shall append the free format data to the Logical call record. - If this IE is present and indicates "Append", the gsmSSF shall append the free format data received in this IF to the free format data already present in the Logical call record for that leg of the call. - If this IE is absent or in value "Overwrite", then the gsmSSF shall overwrite all free format data already present in the Logical call record for that leg of the call, by the free format data received in this IF. If no Logical call record exists yet for that leg of the call, then the gsmSSF shall ignore this IE.
M	Mandatory (The IE shall always be sent).				
O	Optional (Service logic dependent).				

4.6.2.13 Release Call

4.6.2.13.1 Description

This IF is used to tear down by the gsmSCF an existing call at any phase of the call for all parties involved in the call.

4.6.2.13.2 Information Elements

The following information elements are required:

Information element name	MO	MF	MT	VT	Description
Release Cause	M	M	M	M	A number giving an indication to the gsmSSF about the reason of releasing this specific call. This may be used by MSC/GMSC for generating specific tones to the different parties in the call or to fill in the "cause" in the release message.
M	Mandatory (The IE shall always be sent).				

4.6.2.14 Request Report BCSM Event

4.6.2.14.1 Description

This IF is used to request the gsmSSF to monitor for a call-related event, then send a notification back to the gsmSCF when the event is detected (see Event Report BCSM).

4.6.2.14.2 Information Elements

The following information elements are used:

Information element name	MO	MF	MT	VT	Description
BCSM Event	M	M	M	M	This IE specifies the event or events of which a report is requested.
M	Mandatory (The IE shall always be sent).				

BCSM Event contains the following information:

Information element name	MO	MF	MT	VT	Description
Event type	M	M	M	M	This IE specifies the type of event of which a report is requested.
Leg ID	C	C	C	C	This IE indicates the party in the call for which the event shall be reported.
Monitor Mode	M	M	M	M	When this IE is "interrupted", the event shall be reported as a request, if it is "notifyAndContinue", the event shall be reported as a notification, if the IE is "transparent", the event shall not be reported.
DP Specific Criteria	O	O	O	O	This IE is described in the next table.
M	Mandatory (The IE shall always be sent).				
C	Conditional.				
O	Optional (Service logic dependent).				

DP Specific Criteria is defined as:

Information element name	MO	MF	MT	VT	Description
Application Timer	O	O	O	O	This IE carries additional timer duration information (timer values for No Answer event) required for arming No_Answer EDPs in the gsmSSF. The TNRY timer (value defined between 10 s and 40 s) shall be shorter than the network no answer timer.
O	Optional (Service logic dependent).				
NOTE	If a Request Report BCSM Event information flow overwrites previous Request Report BCSM Event information flow which contained Application Timer IE for No_Answer DP, the behaviour of the gsmSSF is unpredictable.				

4.6.2.15 Reset Timer

4.6.2.15.1 Description

This IF is used to refresh a timer.

4.6.2.15.2 Information Elements

The following information elements are required:

Information element name	MO	MF	MT	VT	Description
Timer Value	M	M	M	M	This IE specifies the value to which the indicated timer shall be set.
Timer ID	O	O	O	O	This IE indicates which timer shall be reset. It shall be set to "Tssf".
M	Mandatory (The IE shall always be sent).				
O	Optional (Service logic dependent).				

4.6.2.16 Send Charging Information

4.6.2.16.1 Description

This IF is used to send e-parameters from the gsmSCF to the gsmSSF. If charge advice information is received from the gsmSCF, it shall replace the charge advice information which would be generated by the MSC and inhibit any further generation of CAI by the MSC. Further processing of the charge advice information by the MSC shall be in accordance with the GSM Advice of Charge Supplementary Service. If the subscriber is not provisioned with the GSM Advice of Charge supplementary service or if the VPLMN does not support this service, then no e-parameters shall be sent to the MS and no error due to this fact shall be sent back to the gsmSCF.

The IF is only used in the MO case or in the VT case.

NOTE: If this IF is used for advice of charge for MO calls, then Service Logic designers shall be aware of the following. If charge advice information is received from the gsmSCF after charge information has been generated by the MSC and sent to the MS, then the behaviour of the service may be unpredictable or incorrect; the service designer should therefore ensure that the first set of charge advice information is sent to the gsmSSF before charge information is sent to the MS.

NOTE: If this IF is used for advice of charge for VT calls, then Service Logic designers shall be aware of the following. If the first set of charge advice information is sent to the gsmSSF after DP Terminating_Attempt_Authorised processing has completed, then it can not be guaranteed that first set of charge advice information will arrive at the MSC before the called party has answered. In that case, the MSC has already sent its internally generated charge advice information to the MS.

4.6.2.16.2 Information Elements

The following information elements are only used for the MO case and for the VT case:

Information element name	MO	MF	MT	VT	Description
SCI Billing Charging Characteristics	M	-	-	M	This IE defines the Advice Of Charge related information to be provided to the Mobile Station
Leg ID	M	-	-	M	This IE indicates where the charging information shall be sent.
M Mandatory (The IE shall always be sent).					

SCI Billing Charging Characteristics is defined as:

Information element name	MO	MF	MT	VT	Description
AOC After Answer	C	-	-	C	This IE is sent after an Answer from event has been detected from the called party, the current connected SRF or the temporary connection.
AOC Before Answer	C	-	-	C	This IE is sent before an Answer event has been detected from the called party, the current connected SRF or the temporary connection.
C Conditional (only one of these IEs may be sent).					

AOC Before Answer is defined as:

Information element name	MO	MF	MT	VT	Description
AOC Initial	M	-	-	M	This IE contains CAI elements as defined in 3GPP TS 22.024 [31].
AOC Subsequent	O	-	-	O	See definition in the next table.
M Mandatory (The IE shall always be sent).					
O Optional (Service logic dependent).					

AOCSubsequent is defined as:

Information element name	MO	MF	MT	VT	Description
CAI Elements	M	-	-	M	This IE contains CAI elements as defined in 3GPP TS 22.024 [31].
Tariff Switch Interval	O	-	-	O	This IE indicates the tariff switch time until the next tariff switch applies.
M Mandatory (The IE shall always be sent).					
O Optional (Service logic dependent).					

AOCAfterAnswer is defined as:

Information element name	MO	MF	MT	VT	Description
CAI Elements	M	-	-	M	This IE contains CAI elements as defined in 3GPP TS 22.024 [31].
Tariff Switch Interval	O	-	-	O	This IE indicates the tariff switch time until the next tariff switch applies.
M Mandatory (The IE shall always be sent).					

4.6.3 Optional (Service logic dependent) gsmSCF to gsmSRF information flows

4.6.3.1 Activity Test

4.6.3.1.1 Description

This IF is used to check for the continued existence of a relationship between the gsmSCF and gsmSRF. If the relationship is still in existence, then the gsmSRF will respond. If no reply is received, then the gsmSCF will assume that the gsmSRF has failed in some way and will take the appropriate action.

4.6.3.1.2 Information Elements

This IF contains no information elements.

4.6.3.2 Cancel

4.6.3.2.1 Description

This IF is used by the gsmSCF to request the gsmSRF to cancel a correlated previous operation.

4.6.3.2.2 Information Elements

The following information elements are used:

Information element name	MO	MF	MT	VT	Description
Invoke ID	M	M	M	M	This IE specifies the operation to be cancelled.
M Mandatory (The IE shall always be sent).					

4.6.3.3 Play Announcement

4.6.3.3.1 Description

This IF is used for inband interaction.

4.6.3.3.2 Information Elements

The following information elements are required:

Information element name	MO	MF	MT	VT	Description
Information To Send	M	M	M	M	This IE indicates an announcement or a tone to be sent to the end user by the gsmSRF.
Disconnect From IP Forbidden	M	M	M	M	This IE indicates whether or not the gsmSRF may be disconnected from the user when all information has been sent.
Request Announcement Complete	M	M	M	M	This IE indicates whether or not a SpecializedResourceReport shall be sent to the gsmSCF when all information has been sent.
M Mandatory (The IE shall always be sent).					
O Optional (Service logic dependent).					

Information To Send contains the following information:

Information element name	MO	MF	MT	VT	Description
Inband Info	C	C	C	C	This IE indicates the inband information to be sent.
Tone	C	C	C	C	This IE indicates the tone to be sent. The mapping from the code points of this IE to tones is a matter for agreement between the gsmSCF operator and the gsmSRF operator.
C Conditional (only one element shall be present).					

Inband Info contains the following information:

Information element name	MO	MF	MT	VT	Description
Message ID	M	M	M	M	This IE is described in the next table.
Number Of Repetitions	M	M	M	M	This IE indicates the maximum number of times the message shall be sent to the end-user.
Duration	O	O	O	O	This IE indicates the maximum duration time in seconds that the message shall be played/repeated. Zero indicates endless repetition.
Interval	O	O	O	O	This IE indicates the time interval in seconds between two repetitions.
M Mandatory (The IE shall always be sent).					
O Optional (Service logic dependent).					

Message ID contains the following information:

Information element name	MO	MF	MT	VT	Description
Elementary Message ID	C	C	C	C	This IE indicates a single announcement
Text	C	C	C	C	This IE indicates a text to be sent. The text shall be transformed to inband information (speech) by the gsmSRF.
Elementary Message IDs	C	C	C	C	This IE indicates a sequence of announcements
Variable Message	C	C	C	C	This IE indicates an announcement with one or more variable parts.
C Conditional (only one element shall be present).					

Tone contains the following information:

Information element name	MO	MF	MT	VT	Description
Tone ID	M	M	M	M	This IE indicates the tone to be sent.
Duration	O	O	O	O	This IE indicates the maximum duration time in seconds that the message shall be played/repeated. Zero indicates endless repetition.
M Mandatory (The IE shall always be sent).					
O Optional (Service logic dependent).					

4.6.3.4 Prompt And Collect User Information (received information)

4.6.3.4.1 Description

This IF is used to interact with a call party in order to collect information.

4.6.3.4.2 Information Elements

The following information elements are required:

Information element name	MO	MF	MT	VT	Description
Collected Info	M	M	M	M	This IE is described in the next table.
Information To Send	O	O	O	O	This IE indicates an announcement or a tone to be sent to the end user by the gsmSRF.
Disconnect From IP Forbidden	M	M	M	M	This IE indicates whether the gsmSRF may be disconnected from the user when all information has been sent.
O Optional (Service logic dependent).					

Collected Info contains the following information:

Information element name	MO	MF	MT	VT	Description
Collected Digits	M	M	M	M	This IE is described in the next table.
O Optional (Service logic dependent).					

Collected Digits contains the following information:

Information element name	MO	MF	MT	VT	Description
Minimum Number Of Digits	M	M	M	M	This IE indicates the minimum number of valid digits to be collected.
Maximum Number Of Digits	M	M	M	M	This IE specifies the maximum number of valid digits to be collected
End Of Reply Digit	O	O	O	O	This IE indicates the digit(s) used to signal the end of input.
Cancel Digit	O	O	O	O	If this IE is present, the cancel digit can be entered by the user to request a possible retry
Start Digit	O	O	O	O	If this IE is present, the start digit(s) indicates the start of the valid digits to be collected.
First Digit Time Out	O	O	O	O	If this IE is present, the first digit shall be received before the expiration of the first digit timer expiration
Inter Digit Time Out	O	O	O	O	If this IE is present, any subsequent valid or invalid digit shall be received by the gsmSRF before the inter digit timer expires.
Error Treatment	O	O	O	O	This IE indicates what specific action shall be taken by the gsmSRF in the event of error conditions occurring.
Interruptable Ann Ind	O	O	O	O	If this IE is set to TRUE (default value) the announcement is interrupted after the first valid or invalid digit received by the gsmSRF. If this IE is present and explicitly set to FALSE, the announcement will not be interrupted after the first digit is received by the gsmSRF
Voice Information	O	O	O	O	This IE is optional, where the default value is specified being FALSE. If the VoiceInformation IE is set to FALSE, all valid or invalid digits are entered by DTMF If this IE is present and explicitly set to TRUE, calling user is required to provide all valid or invalid information by speech
Voice Back	O	O	O	O	This IE is optional, where the default value is specified being FALSE. If the VoiceBack IE is set to FALSE, no voice back information is given by the gsmSRF If this IE is present and explicitly set to TRUE, the valid input digits received by the gsmSRF will be announced back to the calling user immediately after the end of input is received
O Optional (Service logic dependent).					

InformationToSend is defined in clause 4.6.3.3.

4.6.4 gsmSRF to gsmSCF information flows

4.6.4.1 Activity Test ack

4.6.4.1.1 Description

This IF is the response to the Activity Test.

4.6.4.1.2 Information Elements

This IF contains no information elements.

4.6.4.2 Assist Request Instructions

4.6.4.2.1 Description

This IF is sent to the gsmSCF by a gsmSSF which is acting as the assisting gsmSSF or by a gsmSRF.

4.6.4.2.2 Information Elements

The following information elements are required:

Information element name	MO	MF	MT	VT	Description
CorrelationID	M	M	M	M	This IE is used to associate the AssistRequestInstructions IF from an assisting gsmSSF or by a gsmSRF with the InitialDP from the initiating gsmSSF.
IP SSP Capabilities	M	M	M	M	This IE indicates which SRF resources are attached, available and supported within the MSC where the gsmSSF resides or the IP in which the gsmSRF resides.
M Mandatory (The IE shall always be sent).					

4.6.4.3 Prompt And Collect User Information ack (received information)

4.6.4.3.1 Description

This IF is used by the gsmSRF to indicate the result a Prompt And Collect User Information IF.

4.6.4.3.2 Information Elements

The following information elements are required:

Information element name	MO	MF	MT	VT	Description
Digits Response	C	C	C	C	This IE indicates the digit sequence received from the end user
C Conditional (The IE shall be sent, if available).					

4.6.4.4 Specialized Resource Report

4.6.4.4.1 Description

This IF is used to response to a PlayAnnouncement IF when the announcement complete indication is set.

4.6.4.4.2 Information Elements

This IF contains no information elements.

4.6.5 gsmSCF to Assisting SSF information flows

4.6.5.1 Activity Test

4.6.5.1.1 Description

This IF is used to check for the continued existence of a relationship between the gsmSCF and assistSSF. If the relationship is still in existence, then the assistSSF will respond. If no reply is received, then the gsmSCF will assume that the assistSSF has failed in some way and will take the appropriate action.

4.6.5.1.2 Information Elements

This IF contains no information elements.

4.6.5.2 Cancel

4.6.5.2.1 Description

This IF is described in clause 4.6.3.

4.6.5.3 Connect To Resource

4.6.5.3.1 Description

This IF is described in clause 4.6.2.

4.6.5.4 Play Announcement

4.6.5.4.1 Description

This IF is described in clause 4.6.3.

4.6.5.5 Prompt And Collect User Information

4.6.5.5.1 Description

This IF is described in clause 4.6.3.

4.6.5.6 Reset Timer

4.6.5.6.1 Description

This IF is described in clause 4.6.2.

4.6.6 Assisting SSF to gsmSCF information flows

4.6.6.1 Activity Test ack

4.6.6.1.1 Description

This IF is the response to the Activity Test.

4.6.6.1.2 Information Elements

This IF contains no information elements.

4.6.6.2 Assist Request Instructions

4.6.6.2.1 Description

This IF is defined in clause 4.6.4.

4.6.6.3 Prompt And Collect User Information ack (received information)

4.6.6.3.1 Description

This IF is described in clause 4.6.4.

4.6.6.4 Specialized Resource Report

4.6.6.4.1 Description

This IF is described in clause 4.6.4.

4.6.7 HLR to VLR information flows

4.6.7.1 Delete Subscriber Data

4.6.7.1.1 Description

This IF is used by an HLR to remove certain subscriber data from a VLR if the subscription of one or more supplementary services or basic services is withdrawn. Note that this IF is not used in case of erasure or deactivation of supplementary services. This IF is specified in 3GPP TS 29.002 [4].

4.6.7.1.2 Information Elements

The Delete Subscriber Data contains the following CAMEL specific IE:

Information element name	Required	Description
CAMEL Subscription Info Withdraw	C	This IE identifies that all CSIs shall be deleted from the subscriber data in VLR.
Specific CSI Withdraw	C	This IE indicates that one or more specific elements of CAMEL Subscription Info shall be deleted from the VLR. The specific elements of CAMEL Subscription Info which may be deleted are: - O-CSI with TDP criteria for O-CSI; - TIF-CSI; - D-CSI; - VT-CSI with TDP criteria for VT-CSI. This IE should not be sent when CAMEL Subscription Info Withdraw is present.
C Conditional (The IE shall be sent when deletion is requested).		

4.6.7.2 Insert Subscriber Data

4.6.7.2.1 Description

This IF is used by an HLR to update a VLR with certain subscriber data. This IF is specified in 3GPP TS 29.002 [4].

4.6.7.2.2 Information Elements

Insert Subscriber Data contains the following CAMEL specific IE:

Information element name	Required	Description
O-CSI	C	This IE identifies the subscriber as having originating CAMEL services.
D-CSI	C	This IE identifies the subscriber as having originating CAMEL dialled services.
VT-CSI	C	This IE identifies the subscriber as having terminating CAMEL services in the VMSC.
C	Conditional (The IE shall be sent, if required).	

O-CSI contains the following information:

Information element name	Required	Description
gsmSCF Address	M	This IE is described in clause 4.3.1
Service Key	M	This IE is described in clause 4.3.1.
Default Call Handling	M	This IE is described in clause 4.3.1.
TDP List	M	This IE is described in clause 4.3.1.
DP Criteria	O	This IE is described in clause 4.3.1.
CAMEL Capability Handling	C	This IE is described in clause 4.3.1. If this IE is absent, this indicates that CAMEL phase 1 is asked.
M	Mandatory (The IE shall always be sent).	
C	Conditional (The IE shall be sent when required).	
O	Optional (service logic dependant).	

D-CSI contains the following information:

Information element name	Required	Description
gsmSCF Address	M	This IE is described in clause 4.3.2.
Service Key	M	This IE is described in clause 4.3.2.
Default Call Handling	M	This IE is described in clause 4.3.2.
DP Criteria	M	This IE is described in clause 4.3.2.
CAMEL Capability Handling	M	This IE is described in clause 4.3.2. The CAMEL Capability Handling shall indicate CAMEL phase 3 or higher.
M	Mandatory.	

VT-CSI contains the following information:

Information element name	Required	Description
gsmSCF Address	M	This IE is described in clause 4.3.4.
Service Key	M	This IE is described in clause 4.3.4.
Default Call Handling	M	This IE is described in clause 4.3.4.
TDP List	M	This IE is described in clause 4.3.4.
DP Criteria	O	This IE is described in clause 4.3.4.
CAMEL Capability Handling	M	This IE is described in clause 4.3.4. The CAMEL Capability Handling shall indicate CAMEL phase 3 or higher.
M	Mandatory.	
O	Optional (service logic dependant).	

4.6.7.3 Provide Subscriber Info

4.6.7.3.1 Description

This IF is described in 3GPP TS 23.018 [3] and is used by the HLR to request information (subscriber state and location) from the VLR at any time.

4.6.7.4 Provide Roaming Number

4.6.7.4.1 Description

This IF is specified in 3GPP TS 23.018 [3] and used by the HLR to request a roaming number from the VLR.

4.6.7.4.2 Information Elements

Provide Roaming Number contains the following CAMEL specific IE:

Information element name	Required	Description
Suppression Of Announcements	C	This IE indicates that announcements or tones generated as a result of unsuccessful call setup shall be suppressed.
Call Reference Number	M	This IE carries the Call Reference Number provided by the GMSC in the Send Routeing Info IF.
GMSC Address	M	This IE is the E.164 address of the GMSC
Alerting Pattern	C	This IE indicates the kind of Alerting Pattern to be applied.
GMSC CAMEL Phases	C	This IE indicates the CAMEL Phases supported in the GMSC.
M	Mandatory (The IE shall always be sent).	
C	Conditional (The IE shall be sent, if received from the GMSC in the Send Routeing Info).	

4.6.8 VLR to HLR information flows

4.6.8.1 Insert Subscriber Data ack

4.6.8.1.1 Description

This IF is used by the VLR to indicate to the HLR the result of the Insert Subscriber Data IF. This IF is specified in 3GPP TS 29.002 [4].

4.6.8.1.2 Information Elements

Insert Subscriber Data ack contains the following CAMEL specific IE:

Information element name	Required	Description
Supported CAMEL Phases	C	This IE identifies which CAMEL phases are supported by the MSC/VLR.
C	Conditional (The IE shall always be sent when a CSI has been included in the ISD).	

4.6.8.2 Provide Subscriber Info ack

4.6.8.2.1 Description

This IF is described in 3GPP TS 23.018 [3] and is used by the VLR to provide the requested information to the HLR.

4.6.8.3 Update Location

4.6.8.3.1 Description

This IF is used by the VLR to provide the information about supported CAMEL phases to the HLR.

4.6.8.3.2 Information Elements

Update Location contains the following CAMEL specific IE:

Information element name	Required	Description
Supported CAMEL phases	C	This IE indicates which phases of CAMEL are supported. It shall be present if a CAMEL phase different from phase 1 is supported. Otherwise may be absent.

4.6.8.4 Restore Data

4.6.8.4.1 Description

This IF is used by the VLR to provide the information about supported CAMEL phases to the HLR.

4.6.8.4.2 Information Elements

Restore Data contains the following CAMEL specific IE:

Information element name	Required	Description
Supported CAMEL phases	C	This IE indicates which phases of CAMEL are supported. It shall be present if a CAMEL phase different from phase 1 is supported. Otherwise may be absent.

4.6.9 HLR to GMSC information flows

4.6.9.1 Send Routeing Info ack

4.6.9.1.1 Description

This IF is specified in 3GPP TS 23.018 [3] and is used by the HLR to transfer the requested routeing information to the GMSC.

4.6.9.1.2 Information Elements

Send Routing Info ack contains the following CAMEL specific IE:

Information element name	Required	Description
Location Information	C	This IE indicates the location of the served subscriber.
O-CSI	C	This IE identifies the subscriber as having originating CAMEL services. Shall be sent if O-CSI is active, and CFU or CFNRc has been invoked, or if both O-CSI and T-CSI are active.
D-CSI	C	This IE identifies the subscriber as having originating CAMEL dialled services. Shall be sent if D-CSI is active, and CFU or CFNRc has been invoked, or if both D-CSI and T-CSI are active.
Subscriber State	C	This IE indicates the status of the MS. The possible values of the IE are: <ul style="list-style-type: none"> - CAMELBusy: The VLR has indicated that the MS is engaged on a transaction for a mobile originating or terminated circuit-switched call. - NetworkDeterminedNotReachable: The VLR has indicated that the network can determine from its internal data that the MS is not reachable. - AssumedIdle: The VLR has indicated that the state of the MS is neither "CAMELBusy" nor "NetworkDeterminedNotReachable". - NotProvidedFromVLR: The VLR did not provide any information on subscriber state even though it was requested.
T-CSI	C	This IE identifies the subscriber as having terminating CAMEL services. Shall be sent if T-CSI is active and no Suppress T-CSI indicator is present in the SRI.
Basic Service Code	C	This IE indicates the type of basic service i.e. teleservice or bearer service.
CUG Subscription Flag	C	This IE indicates if the called party has a CUG subscription. It shall only be sent if the T-CSI is active and included in the Send Routing Information ack.
C Conditional (The IE shall be sent, if available).		

Location Information contains is defined in 3GPP TS 23.018 [3]. The following differences apply:

Information element name	Required	Description
Service area ID	C1	See 3GPP TS 23.018 [3].
Cell ID	C1	See 3GPP TS 23.018 [3].
Current Location Retrieved	-	Not applicable
Location area ID	C1	See 3GPP TS 23.003 [37].
Selected LSA Identity	C	This IE indicates the LSA identity associated with the current position of the MS. Shall be present if the LSA ID in the subscriber data matches the LSA ID of the current cell. In the case of multiple matches the LSA ID with the highest priority shall be sent. See 3GPP TS 23.073 [23].
C Conditional (The IE shall be sent, if available and SoLSA is supported).		
C1 Conditional (The IE shall be sent, if available. One and only one of the three conditional IEs shall be sent).		
- Not applicable.		

O-CSI is defined in clause 4.3.1.

D-CSI is defined in clause 4.3.2.

T-CSI contains the following information:

Information element name	Required	Description
gsmSCF Address	M	This IE is described in clause 4.3.4.
Service Key	M	This IE is described in clause 4.3.4.
Default Call Handling	M	This IE is described in clause 4.3.4.
TDP List	M	This IE is described in clause 4.3.4.
DP Criteria	C1	This IE is described in clause 4.3.4.
CAMEL Capability Handling	C	This IE is described in clause 4.3.4. If this IE is absent, this indicates that CAMEL phase 1 is asked.
M	Mandatory.	
C	Conditional.	
C1	Conditional (The HLR shall send only the criteria associated with DP T_Busy or DP T_No_Answer, if available).	

4.6.10 GMSC to HLR information flows

4.6.10.1 Send Routeing Info

4.6.10.1.1 Description

This IF is described in 3GPP TS 23.018 [3] and is used to request information from the HLR to route an MT call.

4.6.10.1.2 Information Elements

Send Routeing Info contains the following CAMEL specific IE:

Information element name	Required	Description
Alerting Pattern	C	This IE indicates the kind of Alerting Pattern to be applied.
Suppression Of Announcement	C	This IE indicates that announcements or tones generated as a result of unsuccessful call setup shall be suppressed. Shall be sent in the interrogation if available, i.e. when it has been received from the gsmSCF.
Suppress T-CSI	C	This IE indicates that T-CSI shall be suppressed. Shall always be sent in the second interrogation
Supported CAMEL Phases	M	This IE lists the supported CAMEL phases.
Call Reference Number	M	This IE carries the Call Reference Number allocated for the call by the GMSC. Shall be allocated once per call and sent in both first and second interrogations.
GMSC Address	M	This IE is the E.164 address of the GMSC
Call Diversion Treatment Indicator	C	This IE indicates whether or not the call can be forwarded using the Call Forwarding or Call Deflection Supplementary Services. Shall be sent if received within Forward Service Interaction Indicator in Service Interaction Indicators Two from the IAM or previous CAMEL processing.
C	Conditional (The IE shall be sent, if received from the gsmSCF or set by the gsmSSF).	
M	Mandatory (The IE shall always be sent when the GMSC supports CAMEL).	

4.6.11 VMSC to GMSC information flows

4.6.11.1 Resume Call Handling

4.6.11.1.1 Description

This IF is described in 3GPP TS 23.079 [36] and is used to request the GMSC to take over handling the call so that it can be forwarded from the GMSC.

4.6.11.1.2 Information Elements

Resume Call Handling contains the following CAMEL specific IE:

Information element name	Required	Description
O-CSI	C	This IE indicates that CAMEL handling applies for an optimally routed late forwarded call. This IE shall be present if CAMEL handling applies; otherwise it shall be absent. Trigger criteria for DP Collected Information, if present, shall be omitted in this IF. Trigger criteria for DP Route Select Failure is not present in this 3GPP release.
D-CSI	C	This IE indicates that CAMEL handling applies for an optimally routed late forwarded call. This IE shall be present if CAMEL handling applies; otherwise it shall be absent.
C	Conditional (The IE shall be sent if applicable).	

4.6.12 MSC to VLR information flows

4.6.12.1 Send Info For Incoming Call

4.6.12.1.1 Description

This IF is described in 3GPP TS 23.018 [3] and is used to request the VLR to provide information to handle an incoming call.

4.6.12.1.2 Information Elements

Send Info For Incoming Call contains the following CAMEL specific IE:

Information element name	Required	Description
Suppress VT-CSI	C	This IE indicates that VT-CSI shall be suppressed. Shall never be sent in the first interrogation; shall always be sent in the second interrogation.
Call Diversion Treatment Indicator	C	This IE indicates whether or not the call can be forwarded using the Call Forwarding or Call Deflection Supplementary Services. Shall be sent if received within the Forward Service Interaction Indicator in the Service Interaction Indicators Two from the IAM or previous CAMEL processing.
C	Conditional (The IE shall be sent if applicable).	

4.6.12.2 Send Info For MT Reconnected Call

4.6.12.2.1 Description

This IF is used to request the VLR to provide information to handle a reconnected MT call.

4.6.12.2.2 Information Elements

Send Info For MT Reconnected Call contains the following IE:

Information element name	Required	Description
Called number	M	E.164 number of the call destination.
M	Mandatory (The IE shall always be sent).	

4.6.12.3 Send Info For Outgoing Call

4.6.12.3.1 Description

This IF is described in 3GPP TS 23.018 [3] and is used to request the VLR to provide information to handle an outgoing call.

4.6.12.3.2 Information Elements

Send Info For Outgoing Call contains the following CAMEL specific IE.

Information element name	Required	Description
Suppress O-CSI	C	This IE indicates that O-CSI shall be suppressed. Shall always be sent in the second interrogation.
Suppress D-CSI	C	This IE indicates that D-CSI shall be suppressed. Shall always be sent in the second interrogation.
N-CSI available	C	This IE indicates that N-CSI is available in MSC. Shall be sent in the first interrogation if N-CSI is available in MSC.
C	Conditional (The IE shall be sent if applicable).	

4.6.12.4 Send Info For Reconnected Call

4.6.12.4.1 Description

This IF is used to request the VLR to provide information to handle a reconnected MO call.

4.6.12.4.2 Information Elements

Send Info For Reconnected Call contains the following IEs.

Information element name	Required	Description
Called number	M	E.164 number of the call destination.
Bearer service	C	Bearer service required for the MO call, derived from the GSM bearer capability information received in the setup request from the MS. One of bearer service or teleservice shall be present.
Teleservice	C	Teleservice required for the MO call, derived from the GSM bearer capability information received in the setup request from the MS or from the emergency setup request from the MS. One of bearer service or teleservice shall be present.
CUG index	C	For the definition of this IE, see 3GPP TS 23.085 [9]. Shall be present if it was received in the setup request from the MS.
Suppress preferential CUG	C	For the definition of this IE, see 3GPP TS 23.085 [9]. Shall be present if it was received in the setup request from the MS.
Suppress CUG outgoing access	C	For the definition of this IE, see 3GPP TS 23.085 [9]. Shall be present if it was received in the setup request from the MS.
Suppress O-CSI	C	This IE indicates that O-CSI shall be suppressed. Shall always be sent in the second interrogation.
M	Mandatory (The IE shall always be sent).	
C	Conditional (The IE shall be sent if applicable).	

4.6.13 VLR to MSC information flows

4.6.13.1 Complete Call

4.6.13.1.1 Description

This IF is described in 3GPP TS 23.018 [3] and is used to instruct the MSC to continue the connection of a call.

4.6.13.1.2 Information Elements

Complete Call contains the following CAMEL specific IE:

Information element name	MO	MF	MT	VT	Description
O-CSI	C	-	-	-	This IE indicates that CAMEL handling applies for an MO call. It shall be present in the response to the first interrogation for an MO call if CAMEL handling applies; otherwise it shall be absent. It shall be absent from the response to the second interrogation for an MO call and in the response to the interrogation for an MT call.
D-CSI	C	-	-	-	This IE identifies the subscriber as having originating CAMEL dialled services.
Call Reference Number	-	-	-	M	This IE carries the Call Reference Number provided by the HLR in the Provide Roaming Number IF.
GMSC Address	-	-	-	M	This IE is the E.164 address of the GMSC.
M	Mandatory (The IE shall always be sent).				
C	Conditional (The IE shall be sent if applicable).				

4.6.13.2 Continue CAMEL Handling

4.6.13.2.1 Description

This IF is used to instruct the MSC to continue the CAMEL specific handling.

4.6.13.2.2 Information Elements

Continue CAMEL Handling contains the following IE:

Information element name	Required	Description
VT-CSI	M	This IE identifies the subscriber as having terminating CAMEL services in the VMSC.
IMSI	M	IMSI of the B subscriber.
MSISDN	C	E.164 number which identifies the B subscriber. It will be used to create the redirecting number presented to the C subscriber. Shall be present if the call is to be forwarded or if it has been provided by the HLR in the Provide Roaming Number IF, otherwise shall be absent.
CUG interlock	C	For the definition of this IE, see 3GPP TS 23.085 [9]. Shall be present if the VLR has determined that the forwarded call is to be treated as a CUG call in accordance with the rules in 3GPP TS 23.085 [9], otherwise shall be absent.
CUG outgoing access	C	For the definition of this IE, see 3GPP TS 23.085 [9]. Shall be present if the VLR has determined that the forwarded call is to be treated as a CUG call with outgoing access in accordance with the rules in 3GPP TS 23.085 [9], otherwise shall be absent.
Location information	C	Information to define the location of the MS: see definition in 3GPP TS 23.018 [3]. Shall be present if location information was requested and is available; otherwise shall be absent.
GMSC-Address	M	The E.164 address of the GMSC which was received in the Provide Roaming Number.
Call Reference Number	M	This IE carries the Call Reference Number provided by the HLR in the Provide Roaming Number IF.
ExtBasic Service Code	C	This IE indicates the type of basic service i.e. teleservice or bearer service.
M	Mandatory (The IE shall always be sent).	
C	Conditional (The IE shall be sent if applicable).	

4.6.13.3 Process Call Waiting

4.6.13.3.1 Description

This IF is described in 3GPP TS 23.018 [3] and is used to instruct the MSC to continue the connection of a waiting call.

4.6.13.3.2 Information Elements

Process Call Waiting contains the following CAMEL specific IE:

Information element name	Required	Description
Call Reference Number	M	This IE carries the Call Reference Number provided by the HLR in the Provide Roaming Number IF.
GMSC Address	M	This IE is the E.164 address of the GMSC.
M	Mandatory (The IE shall always be sent).	

4.6.13.4 Send Info For Incoming Call ack

4.6.13.4.1 Description

This IF is described in 3GPP TS 23.018 [3] and is used to indicate that the incoming call for which the MSC requested subscription information shall be forwarded.

4.6.13.4.1 Information Elements

Send Info For Incoming Call ack contains the following CAMEL specific IE:

Information element name	Required	Description
O-CSI	C	This IE indicates that originating CAMEL service handling applies for a forwarded call. Shall be present if originating CAMEL service handling applies; otherwise shall be absent.
D-CSI	C	This IE indicates that originating CAMEL dialled service handling applies for a forwarded call. Shall be present if originating CAMEL dialled service handling applies; otherwise shall be absent.
Suppression Of Announcement	C	This IE indicates that announcements or tones generated when the call is forwarded shall be suppressed. Shall be sent if it was received in the Provide Roaming Number for this call.
Call Reference Number	M	This IE carries the Call Reference Number provided by the HLR in the Provide Roaming Number IF.
GMSC Address	M	This IE is the E.164 address of the GMSC.
M	Mandatory (The IE shall always be sent).	
C	Conditional (The IE shall be sent if applicable).	

4.6.13.5 Send Info For Incoming Call negative response

4.6.13.5.1 Description

This IF is described in 3GPP TS 23.018 [3] and is used to indicate that the incoming call for which the MSC requested subscription information shall not be connected.

4.6.13.5.2 Information Elements

Send Info For Incoming Call negative response contains the following CAMEL specific IE which may be attached as a IE to any of the negative response values defined in 3GPP TS 23.018 [3]:

Information element name	Required	Description
Suppression Of Announcement	C	This IE indicates that announcements or tones generated as a result of unsuccessful call setup shall be suppressed. Shall be sent if it was received in the Provide Roaming Number for this call.
C Conditional (The IE shall be sent if applicable).		

4.6.13.6 Send Info For MT Reconnected Call ack

4.6.13.6.1 Description

This IF is used to instruct the MSC to continue the connection of a reconnected MT call.

4.6.13.6.2 Information Elements

Send Info For MT Reconnected Call ack contains the following IEs:

Information element name	Required	Description
O-CSI	C	This IE indicates that originating CAMEL service handling applies for the reconnected call. Shall be present if originating CAMEL service handling applies; otherwise shall be absent.
D-CSI	C	This IE indicates that originating CAMEL dialled service handling applies for the reconnected call. Shall be present if originating CAMEL dialled service handling applies; otherwise shall be absent.
C Conditional (The IE shall be sent if applicable).		

4.6.13.7 Send Info For MT Reconnected Call negative response

4.6.13.7.1 Description

This IF is used to indicate that the reconnected MT call for which the MSC requested subscription information shall not be connected.

4.6.13.7.2 Information Elements

The negative response information element can take the following value:

- CUG reject.

4.6.13.8 Send Info For Reconnected Call ack

4.6.13.8.1 Description

This IF is used to instruct the MSC to continue the connection of a reconnected MO call.

4.6.13.8.2 Information Elements

Send Info For Reconnected Call ack does not contain any IEs.

4.6.13.9 Send Info For Reconnected Call negative response

4.6.13.9.1 Description

This IF is used to indicate that the reconnected MO call for which the MSC requested subscription information shall not be connected.

4.6.13.9.2 Information Elements

The negative response information element can take the following value:

- Call barred (Operator determined barring);
- Call barred (Supplementary service barring).

4.7 Interaction with supplementary services

4.7.1 Line identification

For an MO call subject to CAMEL interactions, the gsmSCF shall have the option to include the Calling Party Restriction Indicator parameter in the Connect message to the gsmSSF. This will be sent to the MSC and shall indicate whether the CLI Presentation Indicator present in the Calling Party Number Parameter shall be set by CAMEL action to Restricted.

4.7.2 Call forwarding services

4.7.2.1 Registration of Call Forwarding

The functional behaviour for the registration of the Call Forwarding supplementary service is defined in 3GPP TS 23.082 [27]. The procedure specific to CAMEL is defined in this clause:

- CAMEL_Check_CF_Interaction.

Procedure CAMEL_Check_CF_Interaction

1(1)

Procedure in the HLR to check the provision of TIF-CSI.

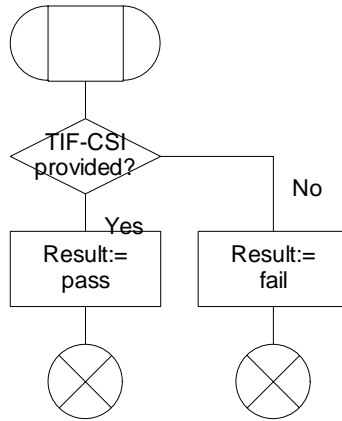


Figure 4.83: Procedure CAMEL_Check_CF_Interaction

4.7.2.2 Invocation of Call Forwarding

The functional behaviour for the invocation of the Call Forwarding supplementary service is defined in 3GPP TS 23.018 [3] and 3GPP TS 23.082 [27]. The following additional requirements apply.

When Call Forwarding is invoked for a CAMEL subscriber with O-CSI, the gsmSSF shall send the FTN to the gsmSCF in the format in which it was received from the HLR. When Call Forwarding is invoked for a CAMEL subscriber with D-CSI or if a N-CSI is present in the forwarding MSC, then the FTN shall be treated as defined in clause 4.2.1.2.2.

If the Service Interaction Indicators Two parameter was included in the Initial Address Message, the Continue With Argument message or the Connect message, the appropriate indicator shall be applied for the forwarded call.

An HLR shall not send an FTN which is not in international format to a GMSC which does not support CAMEL phase 2, i.e. if the HLR is handling a request from a GMSC for routeing information and the forwarded-to number is registered in a format other than international, the service logic in the HLR shall behave as if the call forwarding is provisioned but not registered.

4.7.2.3 Invocation of Call Deflection

The functional behaviour for the invocation of the Call Deflection supplementary service is defined in 3GPP TS 23.018 [3] and 3GPP TS 23.072 [35]. The following additional requirements apply.

When Call Deflection is invoked by a CAMEL subscriber with O-CSI, the gsmSSF shall send the DTN to the gsmSCF in the format in which it was received from the MS. When Call Deflection is invoked by a CAMEL subscriber with D-CSI or if a N-CSI is present in the VMSC, then the DTN shall be treated as defined in clause 4.2.1.2.2.

If the Service Interaction Indicators Two parameter was included in the Initial Address Message, the Continue With Argument message or the Connect message, the appropriate indicator shall be applied for the deflected call.

4.7.3 Call Barring services

When a CAMEL subscriber with O-CSI and TIF-CSI attempts to activate a conditional call barring service (BOIC,BOIC-exHC), the HLR shall not check the interactions with call forwarding.

4.7.4 Closed User Group

For a CUG subscriber with CAMEL services:

- The HLR shall store (and transfer to the VLR) the necessary subscriber data to ensure that the served subscriber is not unnecessarily prevented by CUG constraints from originating calls.
- The HLR shall store the necessary subscriber data to ensure that the served subscriber is not unnecessarily prevented by CUG constraints from receiving calls.

For an MO or MF call, the CUG information for that call shall be sent to the gsmSCF in the Initial DP.

If the gsmSCF returns a Continue message, the call shall continue with the original CUG information unchanged.

If the gsmSCF returns a Connect or Continue With Argument message, the CUG handling in table 4.6 applies.

Table 4.6: CUG handling on receipt of Connect or Continue With Argument for an MO or MF call

CUG parameters in message	Handling
Non-CUG call (note 1)	Remove CUG information for the call and continue as a non-CUG call
CUG information (note 2)	Call shall continue with modified CUG information
No CUG information	Call shall continue with original CUG information
NOTE 1: Received in Service Interaction Indicators Two IE.	
NOTE 2: CUG information consists of at least one of CUG Interlock Code and Outgoing Access Indicator.	

For an MT call which is to be routed to the terminating subscriber, the CUG information shall be extracted from the Send Routeing Information ack and sent to the gsmSCF in the Initial DP, but the gsmSCF shall not have the ability to change the CUG information for the call.

For an VT call which is to be routed to the terminating subscriber, the CUG information shall be extracted from the incoming ISUP IAM and sent to the gsmSCF in the Initial DP, but the gsmSCF shall not have the ability to change the CUG information for the call.

For an MT or VT call which is subject to CAMEL forwarding, the gsmSCF shall return a Connect message and the CUG handling in table 4.6 applies.

5 USSD to/from gsmSCF

5.1 Architecture

5.1.1 Functional Entities used for CAMEL

This clause describes the functional architecture needed to support CAMEL handling of USSD to/from gsmSCF. The functional model of USSD in an HLR that supports CAMEL is shown in figure 5.1. The phase 2 USSD handler is defined in 3GPP TS 23.090 [8]. Phase 1 USSD messages may be relayed from the HLR to the gsmSCF. CAMEL introduces a "CAMEL USSD application" which is invoked by the USSD handler. The CAMEL USSD functional entities and application behaviour is specified in this clause.

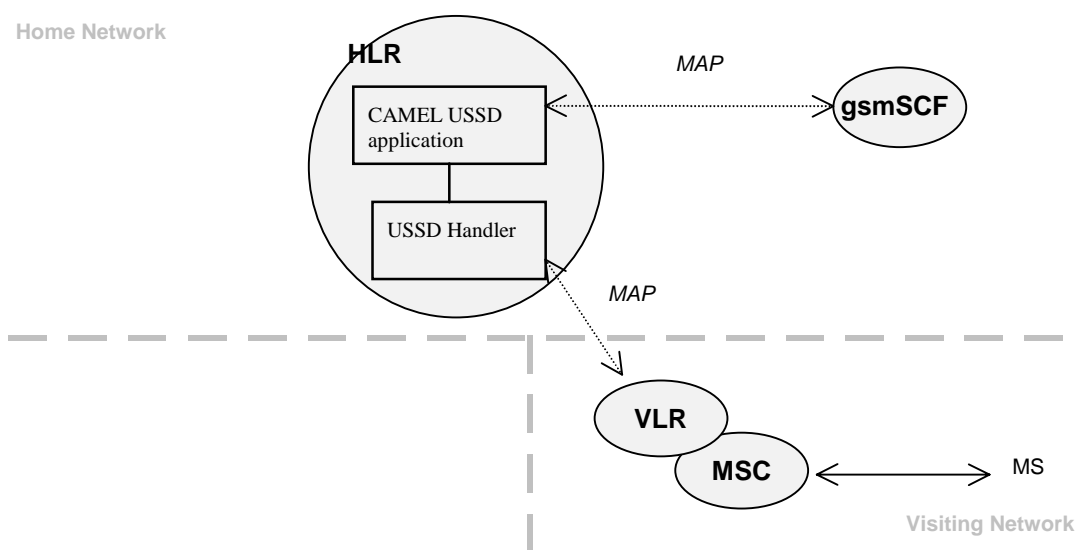


Figure 5.1: Handling of USSD to and from a CAMEL subscriber

HLR: The HLR stores for subscribers requiring CAMEL support the information relevant to the current subscription regarding U-CSI. The UG-CSI is stored as global data applicable to all subscribers. The U-CSI and the UG-CSI are stored in the HLR only.

gsmSCF: see clause 3.1.

5.1.2 Interfaces defined for CAMEL

This clause describes the different interfaces applicable to CAMEL. It specifies on a high level the functions specific to CAMEL.

5.1.2.1 gsmSCF - HLR interface

This interface is used for USSD operations, both for gsmSCF-initiated dialogues and MS-initiated dialogues (relayed via HLR). It is a network operator option whether to support or not USSD operations on this interface.

5.2 Description of CAMEL Subscriber Data

5.2.1 USSD CAMEL Subscription Information (U-CSI)

The subscription information specified in this clause is for information only.

This clause defines the contents of the USSD CAMEL Subscription Information (U-CSI). The U-CSI consists of a list of pairs of the following two parameters.

5.2.1.1 Service Code

Service code for a specific application in a gsmSCF which interacts with the user by USSD.

5.2.1.2 gsmSCF address

Address to be used to access the gsmSCF for a particular subscriber and a particular service code. The address shall be an E.164 number to be used for routing.

5.3 Content of the USSD General CAMEL Service Information (UG-CSI)

The service information specified in this clause is for information only.

This clause defines the contents of the USSD General CAMEL Service Information (UG-CSI). The allocation of the UG-CSI is independent from a particular subscriber.

The UG-CSI consists of a list of pairs of the following two parameters.

5.3.1 Service Code

Service code for a specific application in a gsmSCF which interacts with the user by USSD.

5.3.2 gsmSCF address

Address to be used to access the gsmSCF for a particular a particular service code. The address shall be an E.164 number to be used for routing.

5.4 Procedures

5.4.1 MS Initiated USSD

For the behaviour of the USSD handler in HLR when receiving a MS initiated USSD see 3GPP TS 23.090 [8].

When the USSD handler has determined that the service code present in the received USSD does not indicate that an USSD application in the HLR shall be invoked it shall route the USSD to the USSD application specific for CAMEL, i.e. the CAMEL USSD application.

The procedure at the CAMEL USSD application at the HLR is implementation dependent. The following text describes a recommended procedure.

The CAMEL USSD application shall check the U-CSI data assigned to the specific subscriber. If the service code is present in the U-CSI the USSD is routed to the gsmSCF given by the gsmSCF address stored against the service code in the U-CSI.

If the service code is not present in the U-CSI (or the subscriber does not have U-CSI defined) then the CAMEL USSD application shall check the UG-CSI data assigned to the HLR. If the service code is present in the UG-CSI then the USSD is routed to the gsmSCF given by the gsmSCF address stored against the service code in the UG-CSI.

If the service code is not present in U-CSI or UG-CSI an error (unknown application) is returned to the USSD handler.

5.4.2 gsmSCF Initiated USSD

The HLR may at any time receive a USSD operation from the gsmSCF. If the subscriber can be contacted, the HLR shall set up a transaction to the VLR and forward the operation unchanged. Any further information exchange between the gsmSCF and MSC shall be transparent to the VLR and the HLR. When one transaction is released, the HLR shall release the other. If an error is received from the MSC, the VLR shall release the transaction to the HLR and the HLR shall release the transaction to the gsmSCF.

5.5 Description of information flows

This clause contains the detailed description of the information flows used by CAMEL.

Each Information Element (IE) is marked as Mandatory (M), Conditional (C), Optional (O) or Not applicable (-). This categorization is a functional classification, i.e. stage 2 information and not a stage 3 classification to be used for the ASN.1 syntax of the protocol.

The following principles apply for the handling of the IEs by the receiving entity:

- The gsmSCF may silently discard any IE which it does not functionally support.
- The HLR shall return an error if it does not functionally support an IE which it receives.

Details of errors and exceptions to these rules are specified in are specified in 3GPP TS 29.002 [4].

5.5.1 gsmSCF to HLR information flows

5.5.1.1 Unstructured SS Request

5.5.1.1.1 Description

This IF is used for the gsmSCF to request data from the MS via the HLR.

5.5.1.1.2 Information Elements

The following information elements are required:

Information element name	Required	Description
USSD String	M	This IE contains the string that will be sent to the MS.
Data Coding Scheme	M	This IE indicates the characteristics of the USSD string.
IMSI	C	This IE identifies the subscriber for which the information is requested.
MSISDN	C	This IE identifies the subscriber for which the information is requested.
Alerting Pattern	O	This IE indicates an alerting pattern to be sent to the MS.
M	Mandatory (The IE shall always be sent).	
C	Conditional (This IE shall be sent if this IF is the first IF in a USSD dialogue. Either IMSI or MSISDN shall be present).	
O	Optional (Service Logic dependent).	

5.5.1.2 Unstructured SS Notify

5.5.1.2.1 Description

This IF is used for the gsmSCF to send data to the MS via the HLR.

5.5.1.2.2 Information Elements

The following information elements are required:

Information element name	Required	Description
USSD String	M	This IE contains the string that will be sent to the MS.
Data Coding Scheme	M	This IE indicates the characteristics of the USSD string.
IMSI	C	This IE identifies the subscriber for which the information is requested.
MSISDN	C	This IE identifies the subscriber for which the information is requested.
Alerting Pattern	O	This IE indicates an alerting pattern to be sent to the MS.
M	Mandatory (The IE shall always be sent).	
C	Conditional (This IE shall be sent if this IF is the first IF in a USSD dialogue. Either IMSI or MSISDN shall be present).	
O	Optional (Service Logic dependent).	

5.5.1.3 Process Unstructured SS Data ack

5.5.1.3.1 Description

This IF is used for the gsmSCF to send the response to the MS via the HLR for the MS initiated operation.

5.5.1.3.2 Information Elements

The following information element is required:

Information element name	Required	Description
SS User Data	C	This IE contains the string that will be sent to the MS.
C	Conditional (The IE shall be sent, if requested and available).	

5.5.1.4 Process Unstructured SS Request ack

5.5.1.4.1 Description

This IF is used for the gsmSCF to send the response to the MS via the HLR for the MS initiated operation.

5.5.1.4.2 Information Elements

The following information elements are required:

Information element name	Required	Description
USSD String	C	This IE contains the string that will be sent to the MS.
Data Coding Scheme	C	This IE indicates the characteristics of the USSD string.
C	Conditional (the presence of the IE depends on the application. Both IEs shall be sent).	

5.5.2 HLR to gsmSCF information flows

5.5.2.1 Unstructured SS Request ack

5.5.2.1.1 Description

This IF is used for the MS to via the HLR send the response to the gsmSCF for the gsmSCF initiated operation.

5.5.2.1.2 Information Elements

The following information elements are required:

Information element name	Required	Description
USSD String	C	This IE contains the string that will be sent to the gsmSCF.
Data Coding Scheme	C	This IE indicates the characteristics of the USSD string.
C	Conditional (The presence of the IE depends on the application. Both IEs shall be sent).	

5.5.2.2 Unstructured SS Notify ack

5.5.2.2.1 Description

This IF is used for the MS to via the HLR acknowledge to the gsmSCF that the notification was received.

5.5.2.2.2 Information Elements

This IE contains no information element.

5.5.2.3 Process Unstructured SS Data

5.5.2.3.1 Description

This IF is used for the MS to request data from the gsmSCF via the HLR.

5.5.2.3.2 Information Elements

The following information element is required:

Information element name	Required	Description
SS User Data	M	This IE contains the string that was received from the MS.
M	Mandatory (The IE shall always be sent).	

5.5.2.4 Process Unstructured SS Request

5.5.2.4.1 Description

This IF is used for the gsmSCF to request data from the MS via the HLR.

5.5.2.4.2 Information Elements

The following information elements are required:

Information element name	Required	Description
USSD String	M	This IE contains the string that will be sent to the gsmSCF, including the Service Code.
Data Coding Scheme	M	This IE indicates the characteristics of the USSD string.
IMSI	M	This IE identifies the subscriber.
MSISDN	O	This IE contains the basic MSISDN of the subscriber who has requested the USSD operation. This IE is used as an operator option.
Originating Entity Number	M	This IE identifies the functional entity initiating the information flow. In this case, this shall be the address of the HLR.
M	Mandatory (The IE shall always be sent).	
O	Optional (Operator option).	

5.5.2.5 Begin Subscriber Activity

5.5.2.5.1 Description

This IF is used by the HLR to start subscriber activity towards the gsmSCF for USSD purposes.

5.5.2.5.2 Information Elements

The following information elements are required:

Information element name	Required	Description
IMSI	M	This IE identifies the subscriber.
Originating Entity Number	M	This IE identifies the functional entity initiating the subscriber activity. In this case, this shall be the address of the HLR.
M	Mandatory (The IE shall always be sent).	

6 GPRS interworking

6.1 Architecture

6.1.1 Functional Entities used for CAMEL

This clause describes the functional architecture needed to support GPRS interworking for CAMEL. Figure 6.1 shows the functional entities involved in a GPRS session requiring CAMEL support. The architecture is applicable to the third phase of CAMEL.

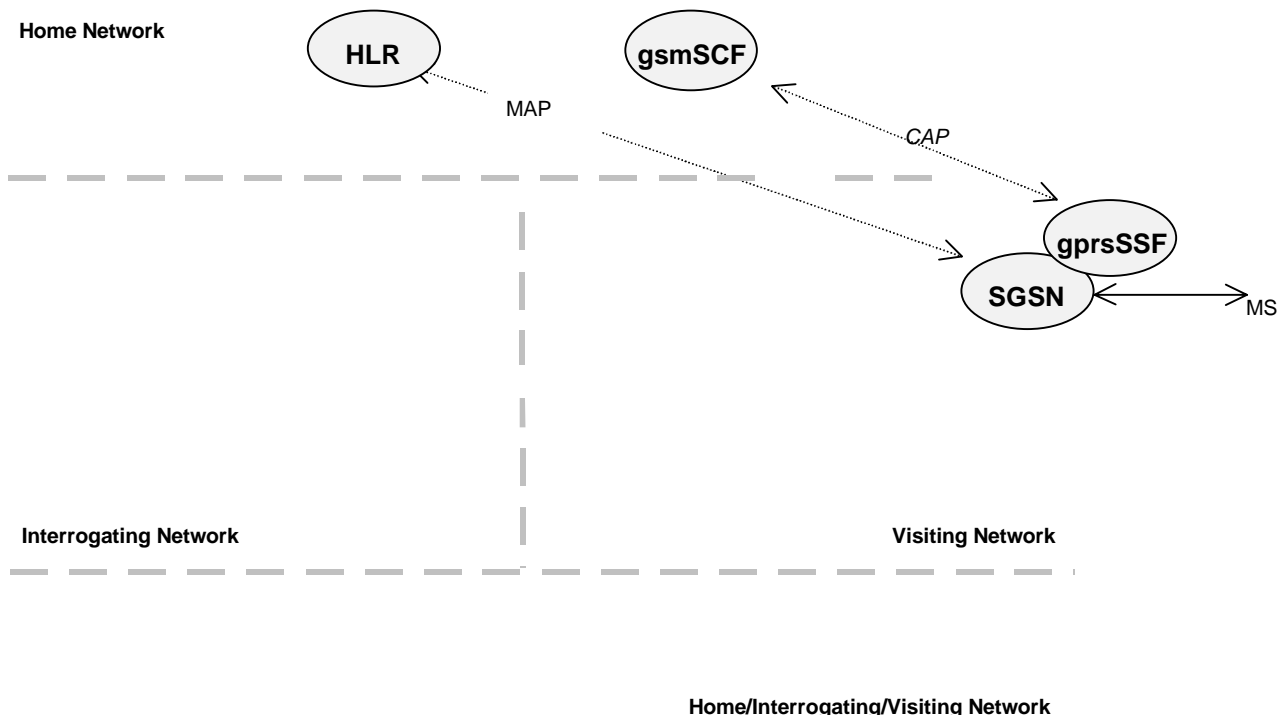


Figure 6.1: Functional architecture for support of CAMEL

HLR: The HLR stores for subscribers requiring CAMEL support the information relevant to the current subscription GPRS-CSI. The GPRS-CSI is stored in the HLR.

SGSN: When processing GPRS Attach requests or Inter-SGSN Routeing Area Updates for subscribers requiring CAMEL support, the SGSN receives a GPRS-CSI from the HLR, indicating the SGSN to request instructions from the gprsSSF. The SGSN monitors on request the GPRS events and informs the gprsSSF of these events during processing, enabling the gprsSSF to control the execution of the GPRS session or individual PDP contexts in the SGSN.

gprsSSF: see clause 3.1.

gsmSCF: see clause 3.1.

6.1.2 Interfaces defined for CAMEL

6.1.2.1 SGSN - gprsSSF interface

This is an internal interface. The interface is described in the specification to make it easier to understand the handling of DPs (arming/disarming of DPs, DP processing etc.).

6.1.2.2 gprsSSF - gsmSCF interface

This interface is used by the gsmSCF to control a GPRS session or individual PDP Context in a certain gprsSSF. GPRS dialogues between the gprsSSF and the gsmSCF on this interface are opened as a result of the gprsSSF sending a request for instructions to the gsmSCF. A GPRS dialogue is composed of a sequence of TC dialogues linked together by the same reference. The GPRS dialogue handler allows the TC dialogue handling.

6.1.2.3 HLR – SGSN interface

This interface is used to send CAMEL related subscriber data to a visited GPRS network, e.g. GPRS-CSI.

6.2 Detection Points (DPs)

6.2.1 Definition and description

GPRS events may be made visible to the gsmSCF. The DPs are the points in association at which these events are detected. The DPs for GPRS Session and PDP Context are described in clause 6.4.2 and clause 6.4.3.

A DP can be armed in order to notify the gsmSCF that the GPRS event was encountered, and to allow the gsmSCF to influence subsequent handling of the GPRS Session, or the PDP Context. If the DP is not armed, the processing entity continues the processing without gsmSCF involvement at this DP.

Three different types of DPs are identified:

- Trigger Detection Point-Request (TDP-R): This detection point is statically armed and may initiate a CAMEL control relationship. This CAMEL control relationship is within a new GPRS dialogue. When the GPRS event is encountered and reported, processing is suspended.
- Event Detection Point- Request (EDP-R): This detection point is dynamically armed within the context of a CAMEL control relationship. When the GPRS event is encountered, and reported, processing is suspended and the gprsSSF waits for instructions from the gsmSCF.
- Event Detection Point-Notification (EDP-N): This detection point is dynamically armed within the context of a CAMEL control relationship. When the GPRS event is encountered and reported, processing is not suspended.

Arming/disarming mechanism:

A DP may be statically armed or dynamically armed. The following arming rules apply:

- DPs for GPRS Session and PDP Context are statically armed as a result of the GPRS-CSI analysis in the SGSN.
- DPs may be dynamically armed by the gsmSCF within the context of a CAMEL control relationship. In scenario 1 which is described in the clause 6.4.4.1, PDP context related DPs may be armed as generic DP or as non-generic DP.

The following disarming rules apply:

- A statically armed DP is disarmed when the GPRS-CSI is withdrawn in the HLR. Only TDP-Rs can be disarmed using this mechanism.
- If the GPRS Session is released, then all EDPs related to the GPRS Session are disarmed.
- If a PDP context is released, then all non-generically armed EDPs related to that PDP context are disarmed.

- If a non-generically armed EDP is met, then EDPs for the GPRS Session or that PDP Context are disarmed, in accordance with the implicit disarming rule (see clause 6.4.6).
- Armed EDPs may be explicitly disarmed by the gsmSCF by means of the Request Report BCSM Event information flow.

6.2.2 Relationship, DP processing rules and GPRS dialogue

A relationship between the State Models (in the gprsSSF) and the gsmSCF for the purpose of operator specific service processing is considered to be a CAMEL relationship. There are two types of CAMEL relationships: monitor relationship and control relationship.

- A CAMEL control relationship: the gsmSCF is able to influence the GPRS Session/PDP Context via the relationship for the given state model.
- A CAMEL monitor relationship: the gsmSCF is not able to influence the GPRS Session/PDP Context via the relationship for the given state model.

A control relationship persists as long as there is one or more EDP-R armed for this instance of the state model, or if the gprsSSF is in the state *Waiting For Instruction* for this instance of state model.

A control relationship changes to a monitor relationship if the conditions for a control relationship are no longer fulfilled and one or more EDP-N is armed or one or more Apply Charging Report GPRS is outstanding for this instance of the state model. If no EDP-Ns are armed and no Apply Charging Reports GPRS are outstanding for this instance of the state model, the relationship terminates.

A GPRS dialogue exists between gprsSSF and gsmSCF if at least one of the following conditions is fulfilled:

- There is at least one EDP armed;
- At least one report is pending;
- gprsSSF is in state *Waiting_For_Instructions*.

6.3 Description of CAMEL Subscriber Data

6.3.1 GPRS CAMEL Subscription Information (GPRS-CSI)

This clause defines the contents of the GPRS CAMEL Subscription Information.

6.3.1.1 gsmSCF Address

Address to be used to access the gsmSCF for a particular subscriber. The address shall be an E.164 number to be used for routing.

6.3.1.2 Service Key

The Service Key identifies to the gsmSCF the service logic that shall apply.

6.3.1.3 Default GPRS Handling

The Default GPRS Handling indicates whether the GPRS session or PDP context shall be released or continued as requested in case of error in the gprsSSF to gsmSCF dialogue.

6.3.1.4 TDP List

The TDP List indicates on which detection point triggering shall take place.

6.3.1.5 CAMEL Capability Handling

CAMEL Capability Handling indicates the phase of CAMEL which is asked by the gsmSCF for the service.

6.3.1.6 CSI state

The CSI state indicates whether the GPRS-CSI is active or not.

6.3.1.7 Notification flag

The notification flag indicates whether the change of the GPRS-CSI shall trigger Notification on Change of Subscriber Data or not.

6.3.1.8 gsmSCF address list for CSI

The gsmSCF address list contains a list of gsmSCF addresses to which Notification on Change of Subscriber Data is to be sent. This list is common to all CSI.

6.4 Description of CAMEL State Models

GPRS can support multiple PDP contexts simultaneously for an attached subscriber, requiring the behaviour of a GPRS session to be modelled by two state models, one for the attach/detach procedures (GPRS Attach/Detach State Model) and the other for modelling individual PDP Contexts (GPRS PDP Context State Model).

6.4.1 General Handling

The GPRS State Model is used to describe the actions in an SGSN during processing of a GPRS session or PDP Contexts.

The GPRS State Model identifies the points in basic GPRS processing when Operator Specific Service (OSS) logic instances (accessed through the gsmSCF) are permitted to interact with basic GPRS control capabilities.

Figure shows the components that have been identified to describe a GPRS State Model.

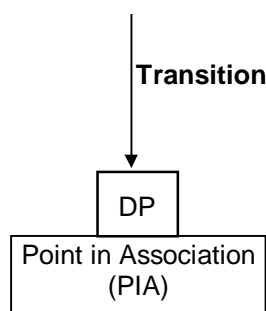


Figure 6.2: GPRS State Model Components

6.4.2 GPRS Attach/Detach State Model

The GPRS Attach/Detach State Model is used to model the behaviour of the GPRS attach/detach procedures.

When encountering a DP the Attach/Detach State Model processing is suspended at the DP and the SGSN indicates this to the gprsSSF which determines what action, if any, shall be taken in case the DP is armed.

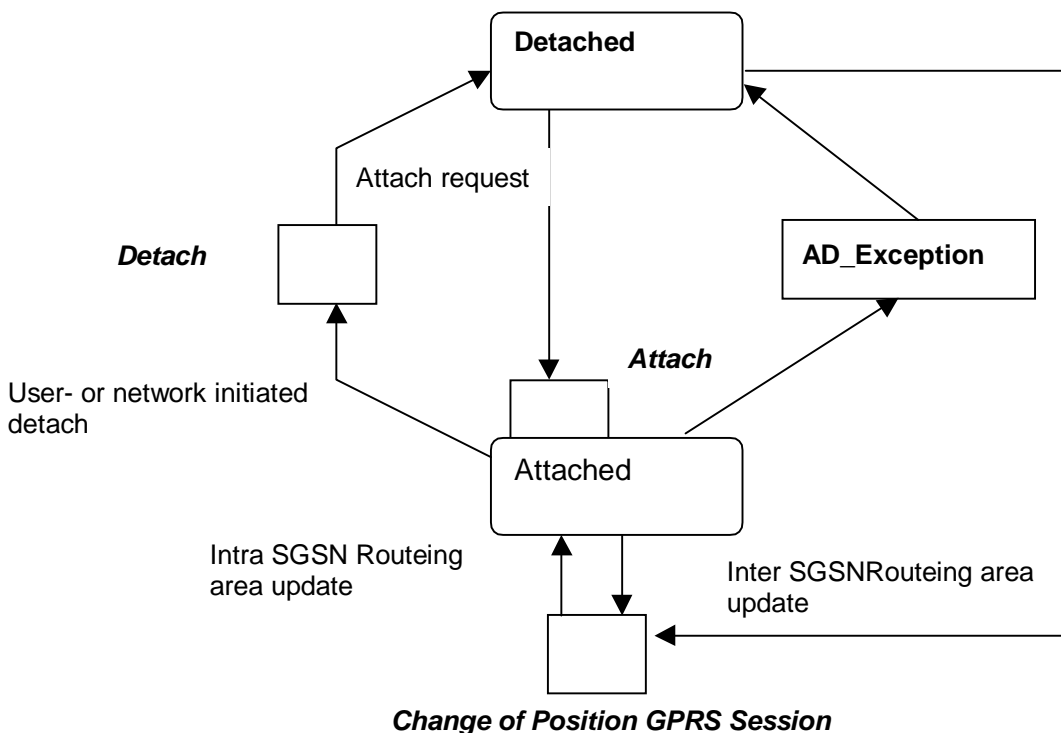


Figure 6.3: GPRS Attach/Detach State Model

Table 6.1: Description of GPRS Attach/Detach DPs in the SGSN

CAMEL Detection Point	DP Type	Description
DP Attach	TDP-R	A request to attach is received.
DP Change of Position GPRS Session	TDP-R (note), EDP-N	Routing Area Update is accepted.
DP Detach	EDP-N, EDP-R	A detach request is received either from the MS, the SGSN or a "Cancel Location" received from HLR or Inter SGSN Routing update occurred in the old SGSN.
NOTE: Change of Position GPRS Session is reported as TDP-R in the case of Inter-SGSN Routing Area Update (provided that this DP is statically armed in GPRS-CSI). Change of Position GPRS Session is reported as EDP-N in the case of Intra-SGSN Routing Area Update (provided that this DP is dynamically armed by the Service Logic).		

6.4.2.1 Description of the Attach/Detach model (PIAs)

This clause describes the model for the attach and detach a GPRS session in the SGSN. For each PIA a description can be found of the entry events, actions and exit events.

6.4.2.1.1 Detached

Entry events:

- Detach (user or network initiated) and clearing of a previous GPRS session.
- Processing of exceptional conditions.

Actions:

- Interface is idled.
- Attach request is received from MS containing the IMSI/P-TMSI and the type of attach requested and, the identity of the MS is established (IMSI) (DP Attach), or Inter-SGSN Routing Area Update Request is accepted (DP Change of Position GPRS Session).

- Information being analysed, e.g. GPRS-CSI is analysed.

Exit events:

- GPRS-CSI is analysed (DP Attach or DP Change of Position GPRS Session).

6.4.2.1.2 Attached

Entry events:

- GPRS-CSI is analysed (DP Attach).

Actions:

- MM contexts are established at the MS and the SGSN.

Exit events:

- A GPRS Detach request is received from the MS or from the network (DP Detach).
- Intra-SGSN Routeing Area Update is accepted (DP Change of Position GPRS Session).
- An exception is encountered.

The GPRS Attach/Detach State Model shall only have one or more GPRS PDP Context State Models associated with it when in the Attached state. A GPRS PDP Context State Model cannot exist without its associated GPRS Attach/Detach State Model being in the Attached state. Closure of the GPRS Attach/Detach State Model via a detach will result in the idling of all associated GPRS PDP Context State Models and the release of the associated GPRS PDP Contexts.

It shall not be necessary to trigger a relationship from the GPRS Attach/Detach State Model to the gsmSCF in order for triggering to occur in an associated GPRS PDP Context State Model. However, in this latter case a GPRS Attach/Detach State Model shall still exist at the SGSN. This is so that CSE-initiated detach events sent within a given GPRS PDP Context relationship shall result in the GPRS Attach/Detach State Model transiting to the Detached state. As noted above, in this state no PDP Contexts can exist and so all associated GPRS PDP Context State Models will transit to state Idle.

6.4.3 GPRS PDP Context State Model

The GPRS PDP Context State Model is used to model the behaviour for the GPRS PDP Context procedures. There is one PDP Context State Model per GPRS PDP context.

When encountering a DP the PDP Context State Model processing is suspended at the DP and the SGSN indicates this to the gprsSSF which determines what action, if any, shall be taken in case the DP is armed.

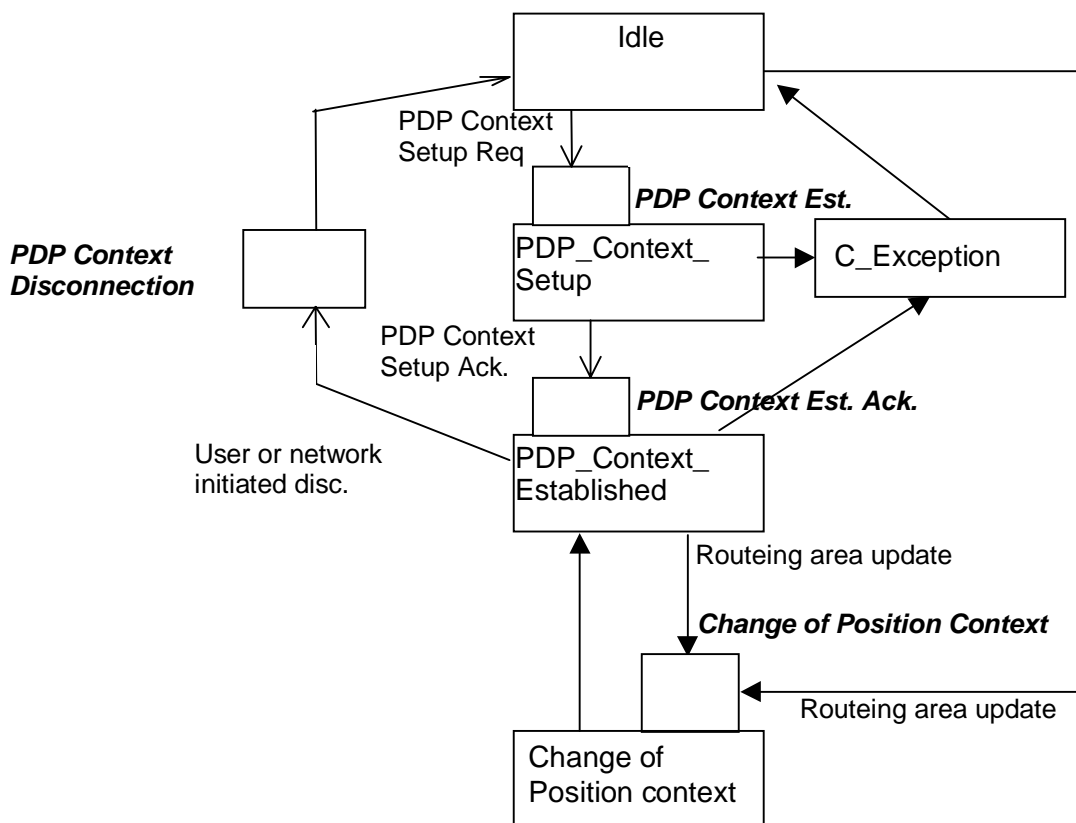


Figure 6.4: GPRS PDP Context State Model

Table 6.2: Description of GPRS PDP Context DPs in the SGSN

CAMEL Detection Point	DP Type	Description
DP PDP Context Establishment	TDP-R (note 1), EDP-R, EDP-N	Activate PDP Context request is received from the MS.
DP PDP Context Establishment Acknowledgement	TDP-R (note 2), EDP-R, EDP-N	Create PDP Context response is received from the GGSN.
DP PDP Context Disconnection	EDP-N, EDP-R	Deactivate PDP Context Request is received from the MS, Delete PDP Context request is received from the GGSN. Inter SGSN Routeing update occurred in old SGSN.
DP Change of Position Context	TDP-R (note3), EDP-N, EDP-R	Routeing Area Update is accepted.
NOTE 1: The PDP Context Establishment shall be reported as TDP-R (provided that this DP is statically armed in GPRS-CSI) if there is no relationship with the gsmSCF. If there is a relationship with the gsmSCF it shall be reported as EDP-R or EDP-N if armed so. NOTE 2: The PDP Context Establishment Acknowledgment shall be reported as TDP-R (provided that this DP is statically armed in GPRS-CSI) if there is no relationship with gsmSCF. If there is a relationship with the gsmSCF, it shall be reported as EDP-R or EDP-N if armed so. NOTE 3: Change of Position Context is reported as TDP-R in the case of Inter-SGSN Routeing Area Update (provided that this DP is statically armed in GPRS-CSI) if there is no relationship with the gsmSCF. Change of Position Context is reported as EDP-N or EDP-R in the case of Inter-SGSN Routeing Area Update (provided that this DP is armed as generic EDP) if there is a relationship with the gsmSCF. Change of Position Context is reported as EDP-N in the case of Intra-SGSN Routeing Area Update (provided that this DP is dynamically armed by the Service Logic).		

6.4.3.1 Description of the PDP Context model (PIAs)

This clause describes the model for PDP Context State Model in the SGSN. For each PIA a description can be found of the entry events, actions and exit events.

6.4.3.1.1 Idle

Entry events:

- Deactivation (user or network initiated) and clearing of a previous PDP Context.
- Processing of exceptional conditions.

Actions:

- Interface is idled.
- Activate PDP Context request is received from MS (containing NSAPI, PDP Type, PDP Address, Access Point Name, QoS Requested, PDP Configuration Options), or Inter-SGSN Routing Area Update is accepted (DP Change of Position Context).
- Information being analysed, e.g. GPRS-CSI is analysed.

Exit events:

- GPRS-CSI is analysed (DP PDP Context Establishment or DP Change of Position Context, new SGSN).

6.4.3.1.2 PDP Context Setup

Entry events:

- GPRS-CSI is analysed (DP PDP Context Establishment).

Actions:

- *APN and GGSN selection* procedure is performed for a primary PDP context as specified in annex A of 3GPP TS 23.060 [11]. *APN and GGSN selection* procedure is not performed for a secondary PDP context.
- Access Point Name is verified against the subscription. If the gsmSCF has provided an Access Point Name then the Access Point Name provided by the gsmSCF is checked against the subscription. For details refer to 3GPP TS 23.060 [11] annex A.
- The operator determined barring category "Barring of all Packet Oriented Services" is checked and invoked if necessary.
- The operator determined barring category "Barring of Packet Oriented Services from access points that are within the HPLMN whilst the subscriber is roaming in a VPLMN" is checked and invoked if necessary.
- The operator determined barring category "Barring of Packet Oriented Services from access points that are within the roamed to VPLMN" is checked and invoked if necessary.
- The SGSN ensures that an already active PDP context is not reactivated.
- GGSN address is derived from the Access Point Name by interrogation of a DNS. The Access Point Name consists of a Network Identifier and an Operator Identifier.
- Create PDP Context Request is sent to the GGSN.

Exit events:

- Create PDP Context Response is received from the GGSN (DP PDP Context Establishment Acknowledgement).
- An exception is encountered.

6.4.3.1.3 PDP Context Established

Entry events:

- GPRS-CSI is analysed (DP PDP Context Establishment Acknowledgement or DP Change of Position Context).

Actions:

- PDP context is established at the MS and the SGSN.

Exit events:

- Deactivation of the PDP Context is received from the MS or the GGSN, or is due to an inter SGSN routing area update (DP PDP Context Disconnection, old SGSN).
- Intra-SGSN Routing Area Update Request is received from the MS (DP Change of Position Context).
- Inter-SGSN Routing Area Update (DP Change of Position Context, new SGSN).
- An exception is encountered.

6.4.3.1.4 Change of Position Context

Entry events:

- Inter SGSN Routing Area update accepted (new SGSN).
- Intra SGSN Routing Area update request received from the MS.

Actions:

- PDP Context (containing NSAPI, PDP Type, PDP Address, Access Point Name, QoS Requested, PDP Configuration Options) is re-established in case of Inter-SGSN Routing Area update accepted (new SGSN).
- Intra SGSN Routing Area updated.

Exit events:

- reestablishment of the PDP context at the new SGSN and return to PDP context established in case of inter SGSN Routing Area update accepted in new SGSN (PIA PDP context established).
- Routing Area update completed in case of intra SGSN Routing Area update (PIA PDP context established).

6.4.4 GPRS CAMEL Scenarios

Two different scenarios are applicable for CAMEL control of GPRS.

Scenario 1: Scenario 1 allows CAMEL control of the GPRS session and of multiple PDP contexts related to this session within a single GPRS dialogue.

Scenario 2: Scenario 2 allows CAMEL control of single PDP contexts. Multiple PDP contexts are controlled in this scenario via multiple GPRS dialogues.

Scenario 1 and scenario 2 are mutually exclusive, i.e. it is not possible to use both for one GPRS session at the same time in one SGSN. A GPRS session is involved in GPRS CAMEL at one moment in time either by using scenario 1 or by using possible multiple instances of scenario 2. GPRS sessions in different SGSNs are independent from a CAMEL perspective.

6.4.4.1 GPRS CAMEL Scenario 1

Scenario 1 allows CAMEL control of the GPRS session and of multiple PDP contexts related to this session within a single GPRS dialogue (Session dialogue).

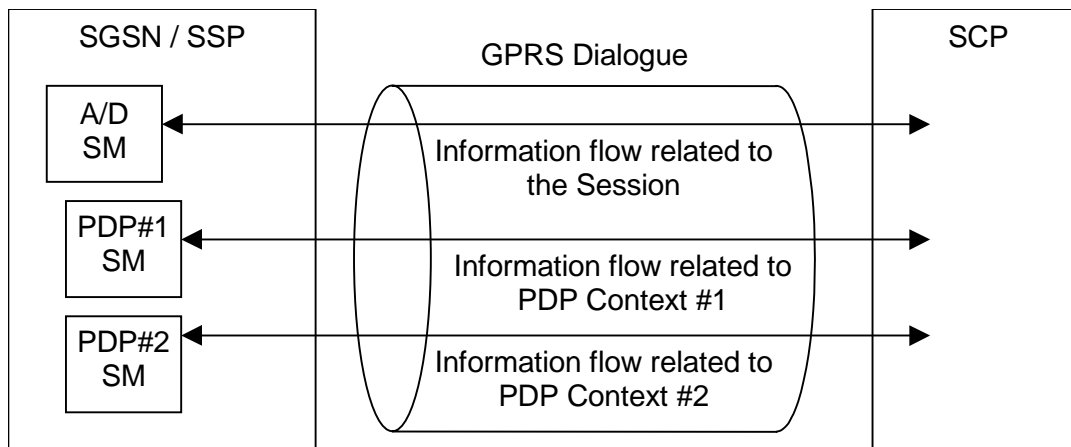


Figure 6.5: GPRS CAMEL Scenario 1

A GPRS dialogue in scenario 1 always consists of one GPRS Attach/Detach State Model and optionally of additional multiple GPRS PDP Context State Models related to the Attach/Detach State Model for the GPRS session. There is at most one GPRS Attach/Detach State Model per non idle GPRS session in one SGSN and at most one PDP Context State Model per active GPRS PDP context in one SGSN. The various PDP Context State Models are treated independently of each other.

The GPRS dialogue and the relationship between the GPRS Attach/Detach State Model and the gsmSCF are always initiated using the TDPs of the GPRS Attach/Detach State Model.

The gsmSCF requests further control or monitoring of individual GPRS PDP contexts using the Request Report GPRS Event information flow. To be informed about new individual PDP contexts the gsmSCF arms the DP "PDP Context Establishment" or the DP "PDP Context Establishment Acknowledgement" generically, i.e. without a PDP ID, as an EDP. To be informed about the handed over PDP contexts the gsmSCF arms the DP "Change of Position Context" generically as an EDP-N or EDP-R.

Each GPRS PDP context is identified by a PDP ID. The PDP ID is assigned by the SGSN during PDP context establishment. The PDP ID is unique within one GPRS dialogue. The Request Report GPRS Event information flows to control new or handed over PDP contexts do not include a PDP ID. There is no "PDP ID" related to the GPRS Attach/Detach State Model.

The PDP Id is reported to the gsmSCF in the first event notification for that PDP context.

6.4.4.2 GPRS CAMEL Scenario 2

Scenario 2 allows CAMEL control of single PDP contexts. Multiple PDP contexts are controlled in this scenario via multiple GPRS dialogues (PDP Context dialogues).

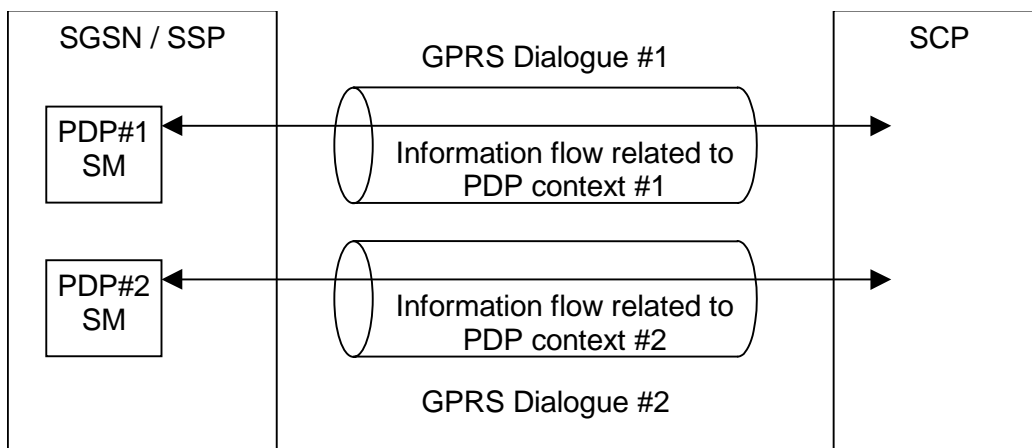


Figure 6.6: GPRS CAMEL Scenario 2

A GPRS dialogue in scenario 2 consists of a single GPRS PDP Context State Model. There is no GPRS Attach/Detach State Model involved in this scenario. There is at most one PDP Context State Model per active GPRS PDP context in one SGSN.

There might be multiple GPRS dialogues in scenarios 2 for one GPRS session, each of the dialogues controlling a single GPRS PDP context. The various GPRS dialogues are independent of each other.

The GPRS dialogue and the relationship between the GPRS PDP Context State Model and the gsmSCF are always initiated using the TDPs for the GPRS PDP Context State Model.

Control of further individual GPRS PDP contexts in the same GPRS dialogue as in scenario 1 is not possible. There are no PDP IDs in this scenario.

6.4.5 SGSN Routeing Area Update

6.4.5.1 Intra-SGSN Routeing Area Update

Intra-SGSN Routeing Area Update will be detected via the DP "Change of Position GPRS Session" for the session using the GPRS Attach/Detach State Model and via the DPs "Change of Position Context" for the individual PDP contexts using the GPRS PDP Context State Models.

It will be reported via an EDP-N if the necessary EDP-N is armed.

6.4.5.2 Inter-SGSN Routeing Area Update

Inter-SGSN Routeing Area Update from the old SGSN to the new SGSN will be detected via the DP "Change of Position GPRS Session" for the session using the GPRS Attach/Detach State Model and via the DPs "Change of Position Context" using the GPRS PDP Context State Models for the individual PDP contexts which have been handed over.

Scenario 1:

Inter-SGSN Routeing Area Update from the old SGSN to the new SGSN will be detected in the new SGSN via the DP "Change of Position GPRS Session" for the session using the GPRS Attach/Detach State Model and in the new SGSN via the DPs "Change of Position Context" using the GPRS PDP Context State Models for the individual PDP contexts which have been handed over.

In this scenario the DP "Change of Position GPRS Session" is armed as a TDP-R. If the Routeing Area Update is accepted the gprsSSF reports this TDP-R to the gsmSCF using the Initial DP GPRS information flow. To be informed about new PDP contexts the gsmSCF arms the DP "PDP Context Establishment" or the DP "PDP Context Establishment Acknowledgement" generically as EDP-R or EDP-N. The DPs "Change of Position Context" for the PDP contexts which have been handed over will be reported with all necessary information to the gsmSCF when the gprsSSF is continued, i.e. it is not longer waiting for instructions. Contexts which are not continued in the new SGSN are not reported. The EDPs for new PDP contexts are reported as usual.

The Detach in the old SGSN is reported to the gsmSCF, provided this event is armed. All outstanding reports in the old SGSN are sent to the gsmSCF and all open CDRs are closed.

Scenario 2:

Inter-SGSN Routeing Area Update from the old SGSN to the new SGSN will be detected in the new SGSN via the DPs "Change of Position Context" using the GPRS PDP Context State Models for the individual PDP contexts which have been handed over.

In this scenario the DP "Change of Position Context" is armed as TDP-R. If the Routeing Area Update is accepted the gprsSSF reports these TDP-Rs PDP contexts which have been handed over to the gsmSCF using the Initial DP GPRS information flows in multiple GPRS dialogues.

The PDP Context Disconnection in the old SGSN is reported to the gsmSCF, provided this event is armed. All outstanding reports in the old SGSN are sent to the gsmSCF and the open CDR is closed.

6.4.6 Rules for Implicit Disarming of Detection Points

The following two tables give the rules for implicit disarming of event detection points.

Implicit EDP disarming rules are specified for the Attach/Detach State Model and PDP Context State Model. The tables specify which EDP's shall be disarmed (i.e. MonitorMode set to Transparent) if/when each EDP is encountered, irrespective of the EDP's MonitorMode (Transparent, NotifyAndContinue, or Request).

EDPs which are armed generically for GPRS PDP Context State Models shall only be implicitly disarmed at the end of the GPRS dialogue. Explicit disarming is possible.

When EDP's are armed with MonitorMode "Request" (EDP-R's) are encountered, any implicit EDP disarming shall take place before reporting the EDP and transiting the gprsSSF to the WFI state (if not already suspended in the WFI state).

The table entry "X" means that if one DP occurs (independently of arming and reporting to the gsmSCF) the marked one is implicitly disarmed. It shall be possible to rearm explicitly an implicitly disarmed DP.

**Table 6.3: Implicit disarming rules for Scenario 1
(the rules apply for non-generically armed DPs)**

Encountered DP	Implicit disarmed DPs					
	DP Change of Position GPRS Session	DP Change of Position Context	DP Detach	DP PDP Context Establishment	DP PDP Context Establishment Acknowledgement	DP PDP Context Disconnection
DP Change of Position GPRS Session						
DP Change of Position Context						
DP Detach	X	X	X	X	X	X
DP PDP Context Establishment						
DP PDP Context Establishment Acknowledgement					X	
DP PDP Context Disconnection		X			X	X

**Table 6.4: Implicit disarming rules for Scenario 2
(the rules apply for non-generically armed DPs)**

Encountered DP	Implicit disarmed DPs		
	DP Change of Position Context	DP PDP Context Establishment Acknowledgement	DP PDP Context Disconnection
DP PDP Context Establishment Acknowledgement		X	
DP PDP Context Disconnection	X	X	X
DP Change of Position Context			

6.5 Procedures for CAMEL GPRS

6.5.1 Overall SDL Architecture

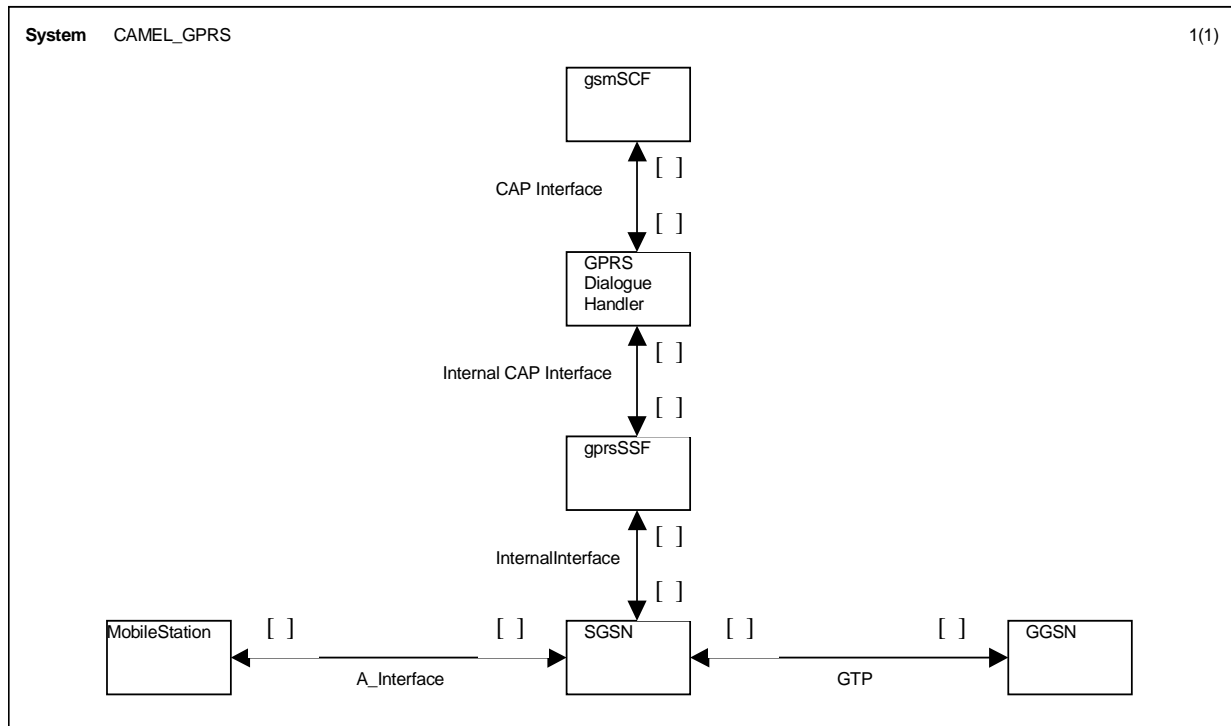


Figure 6.7: Architecture for CAMEL/GPRS interworking

6.5.2 Handling GPRS in the SGSN

The functional behaviour of the SGSN is specified in 3GPP TS 23.060 [11]. The procedures specific to CAMEL are specified in this clause:

- Procedure CAMEL_GPRS_Attach;
- Procedure CAMEL_GPRS_Detach;
- Procedure CAMEL_GPRS_Routeing_Area_Update_Session;
- Procedure CAMEL_GPRS_Routeing_Area_Update_Context;
- Procedure CAMEL_GPRS_PDP_Context_Establishment;
- Procedure CAMEL_GPRS_Create_PDP_Context_Establishment_Acknowledgement;
- Procedure CAMEL_GPRS_Change_Of_QoS;
- Procedure CAMEL_GPRS_PDP_Context_Disconnection.

6.5.2.1 Actions of the SGSN on receipt of Int_Error

The SGSN checks the default GPRS Handling parameter in GPRS-CSI.

If the default GPRS handling is release, a Detach indication is sent to the MS. The SGSN then releases all resources and the invoked CAMEL procedure ends.

If the default GPRS handling is continue, the SGSN continues processing without CAMEL support.

6.5.2.2 Actions of the SGSN on receipt of Int_Continue

The SGSN continues processing without any modification of GPRS parameters.

6.5.2.3 Handling of GPRS Attach/Detach

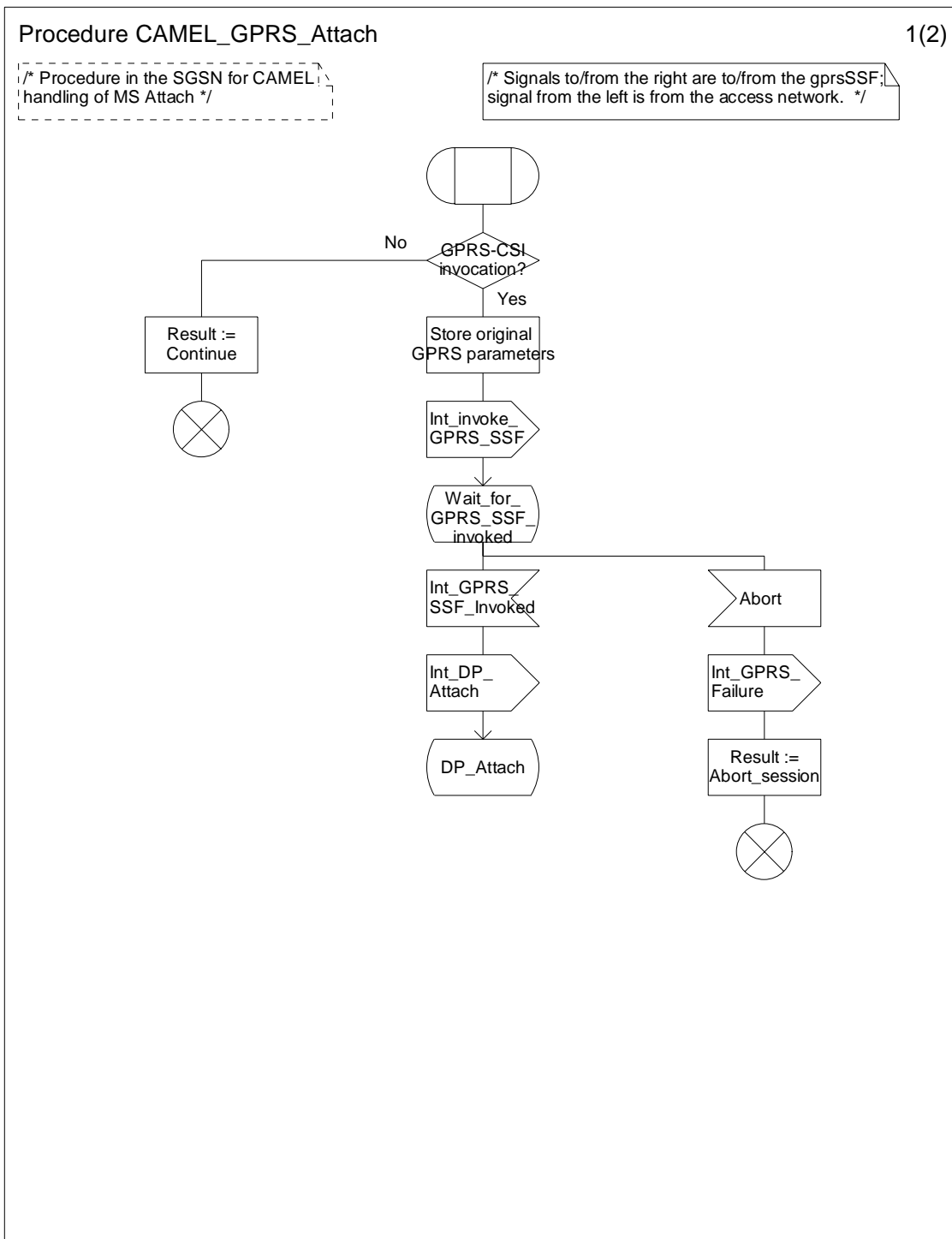


Figure 6.8a: Procedure CAMEL_GPRS_Attach (sheet 1)

Procedure CAMEL_GPRS_Attach

2(2)

/* Procedure in the SGSN for CAMEL handling of MS Attach */

/* Signals from the right are from the gprsSSF. */

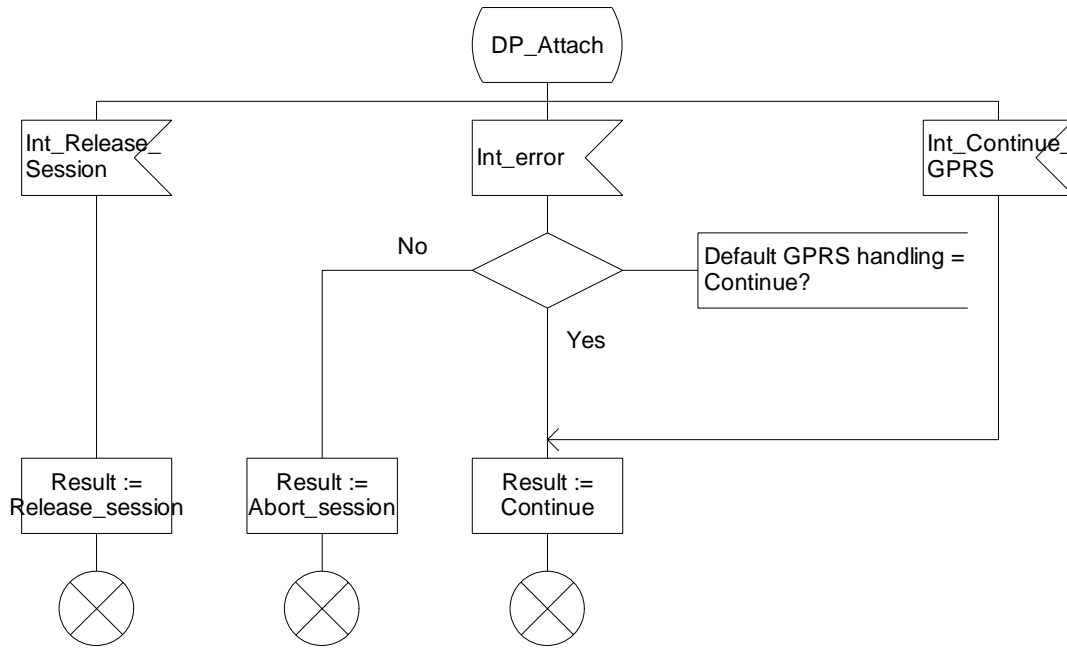


Figure 6.8b: Procedure CAMEL_GPRS_Attach (sheet 2)

Procedure CAMEL_GPRS_Detach

1(1)

/* Procedure in the SGSN for CAMEL handling of MS or network indicated Detach */

/* Signals to/from the right are to/from the gprsSSF */

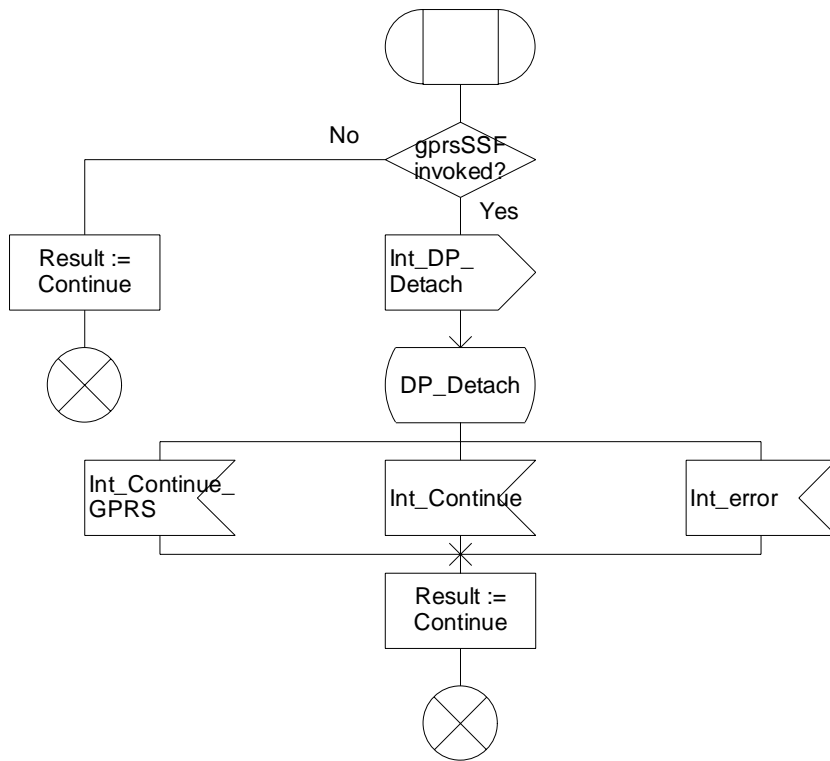


Figure 6.9: Procedure CAMEL_GPRS_Detach (sheet 1)

6.5.2.4 Handling of GPRS Routing Area Update

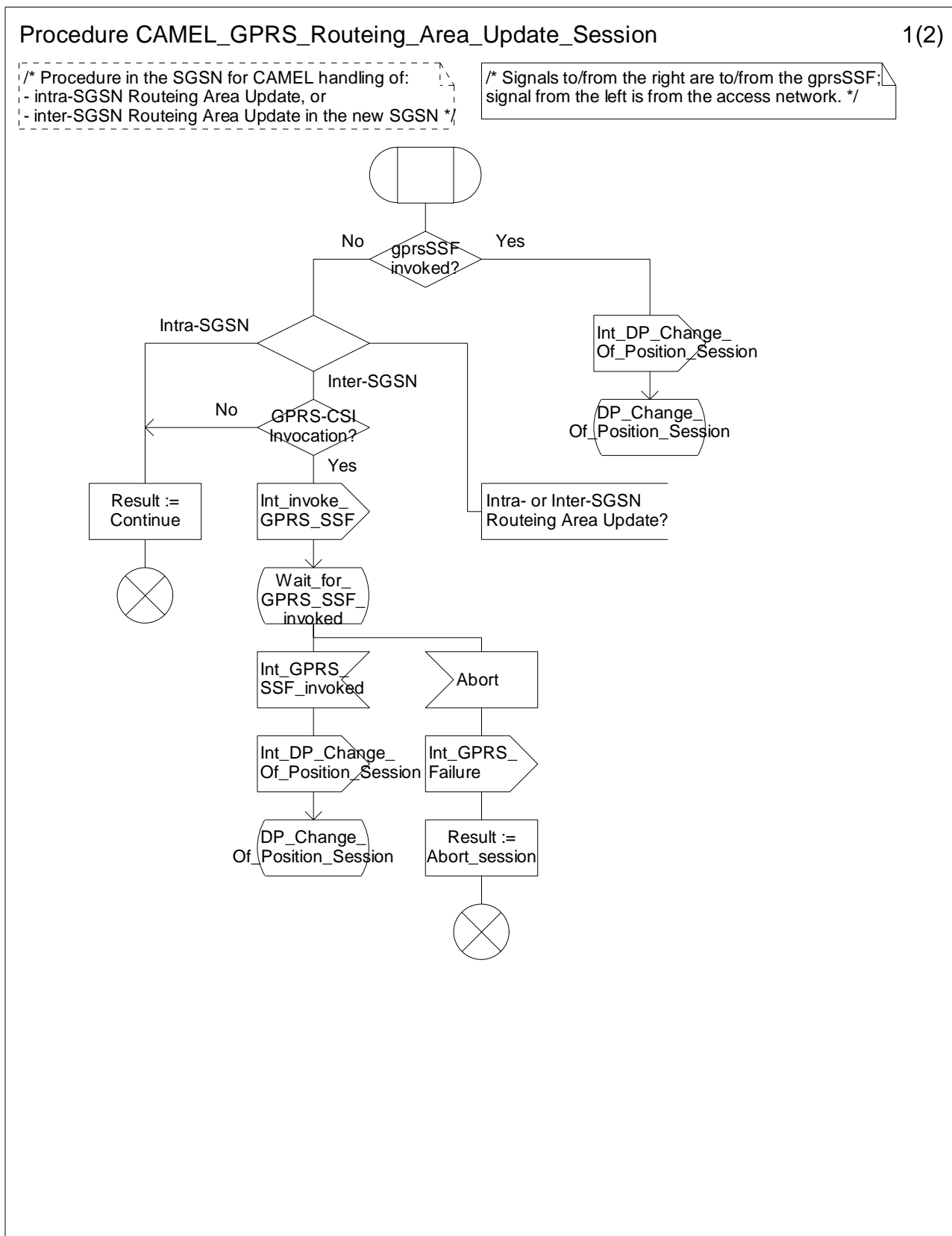


Figure 6.10a: Procedure CAMEL_GPRS_Routeing_Area_Update_Session (sheet 1)

Procedure CAMEL_GPRS_Routeing_Area_Update_Session

2(2)

/* Procedure in the SGSN for CAMEL handling of:
- intra-SGSN Routeing Area Update, or
- inter-SGSN Routeing Area Update in the new SGSN */

/* Signals from the right are from the gprsSSF.*/

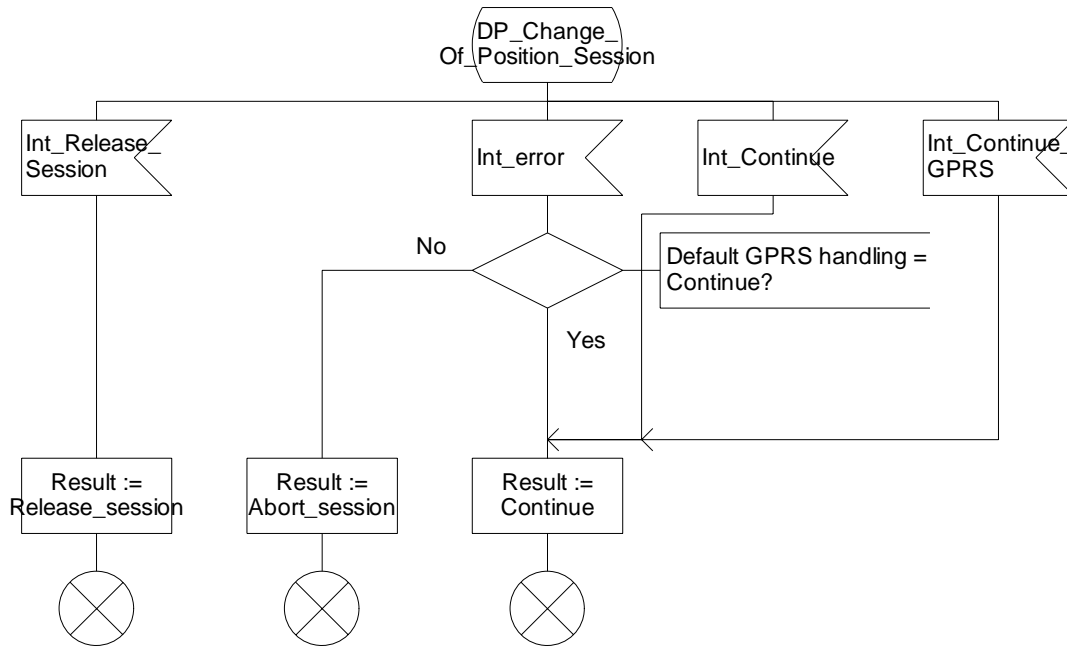


Figure 6.10b: Procedure CAMEL_GPRS_Routeing_Area_Update_Session (sheet 2)

Procedure CAMEL_GPRS_Routeing_Area_Update_Context

1(2)

/* Procedure in the SGSN for CAMEL handling of:
 - intra-SGSN Routeing Area Update, or
 - inter-SGSN Routeing Area Update in the new SGSN */

/* Signals to/from the right are to/from the gprsSSF; signal from the left is from the access network. */

/* NOTE: See Table 7: 'Description of GPRS PDP Context DPs in the SGSN' Note 3 for further explanation whether reporting occurs within a new gprsSSF or in an existing (invoked) one. */

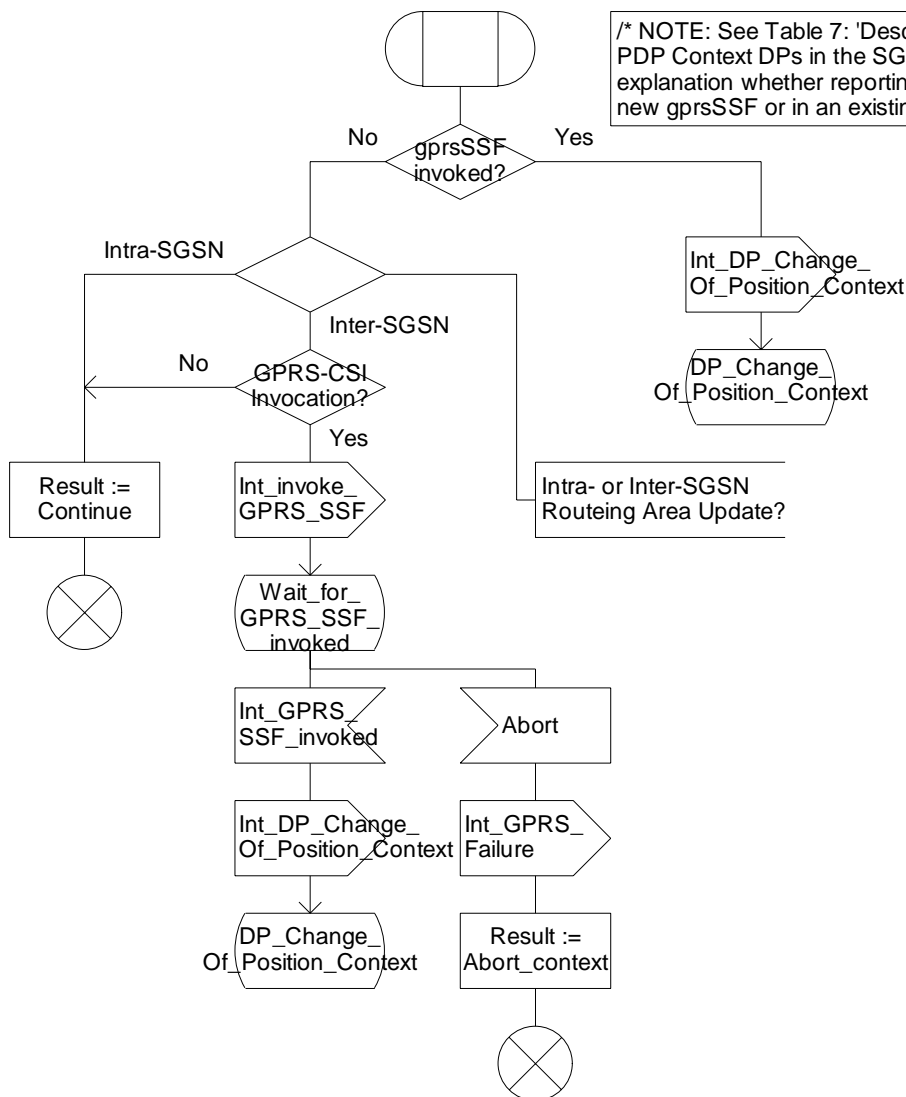


Figure 6.11a: Procedure CAMEL_GPRS_Routeing_Area_Update_Context (sheet 1)

Procedure CAMEL_GPRS_Routeing_Area_Update_Context

2(2)

/* Procedure in the SGSN for CAMEL handling of:
- intra-SGSN Routeing Area Update, or
- inter-SGSN Routeing Area Update in the new SGSN */

/* Signals from the right are from the gprsSSF.*/

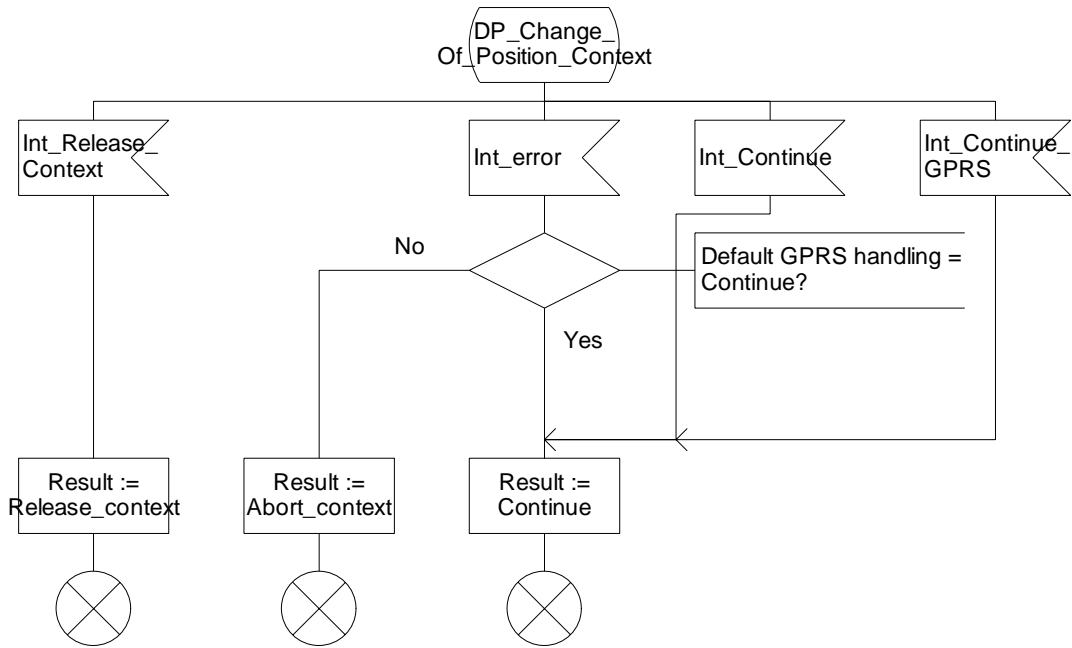


Figure 6.11b: Procedure CAMEL_GPRS_Routeing_Area_Update_Context (sheet 2)

6.5.2.5 Handling of PDP Context establishment and deactivation

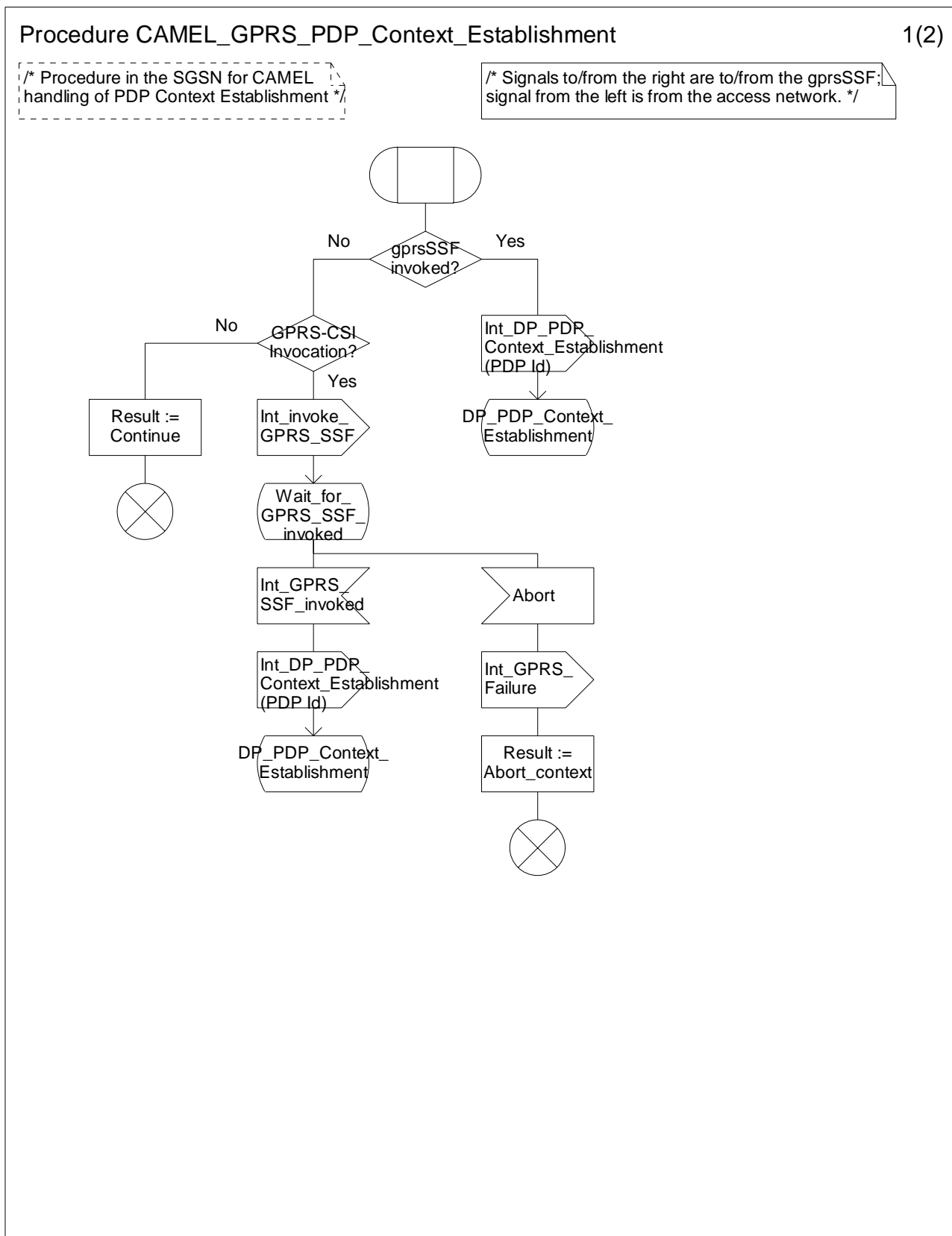


Figure 6.12a: Procedure CAMEL_GPRS_PDP_Context_Establishment (sheet 1)

Procedure CAMEL_GPRS_PDP_Context_Establishment

2(2)

/* Procedure in the SGSN for CAMEL handling of PDP Context Establishment */

/* Signals from the right are from the gprsSSF. */

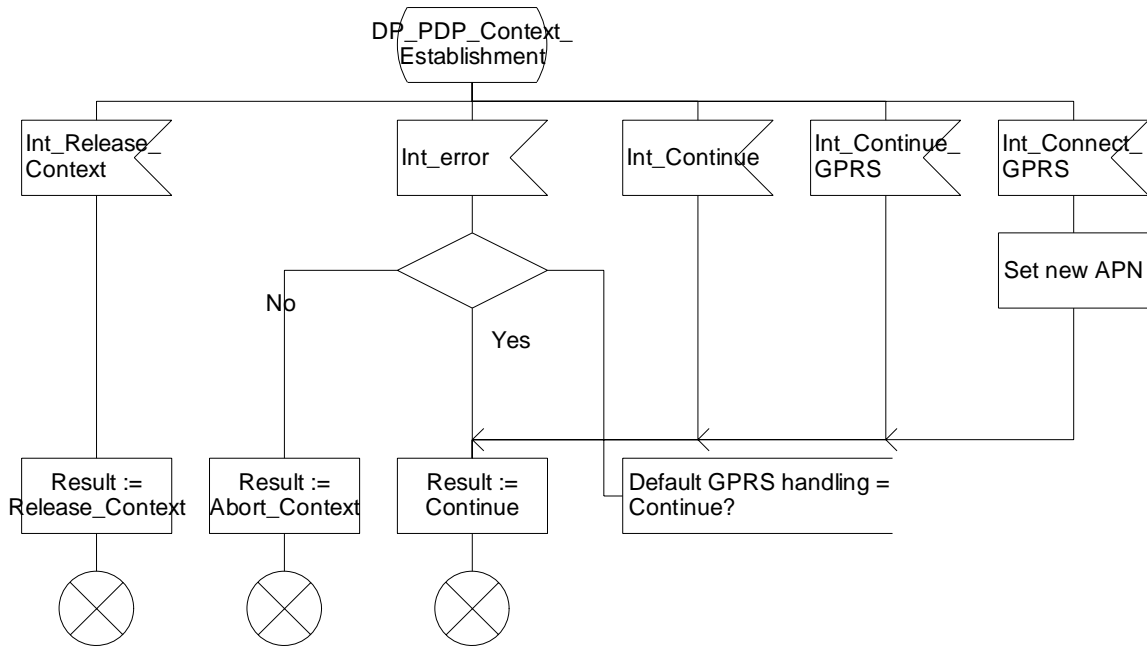


Figure 6.12b: Procedure CAMEL_GPRS_PDP_Context_Establishment (sheet 2)

Procedure CAMEL_GPRS_PDP_Context_Establishment_Acknowledgement 1(2)

/* Procedure in the SGSN for CAMEL handling of PDP Context Establishment Acknowledgement */

/* Signals to/from the right are to/from the gprsSSF; signal from the left is from the access network unless otherwise stated. */

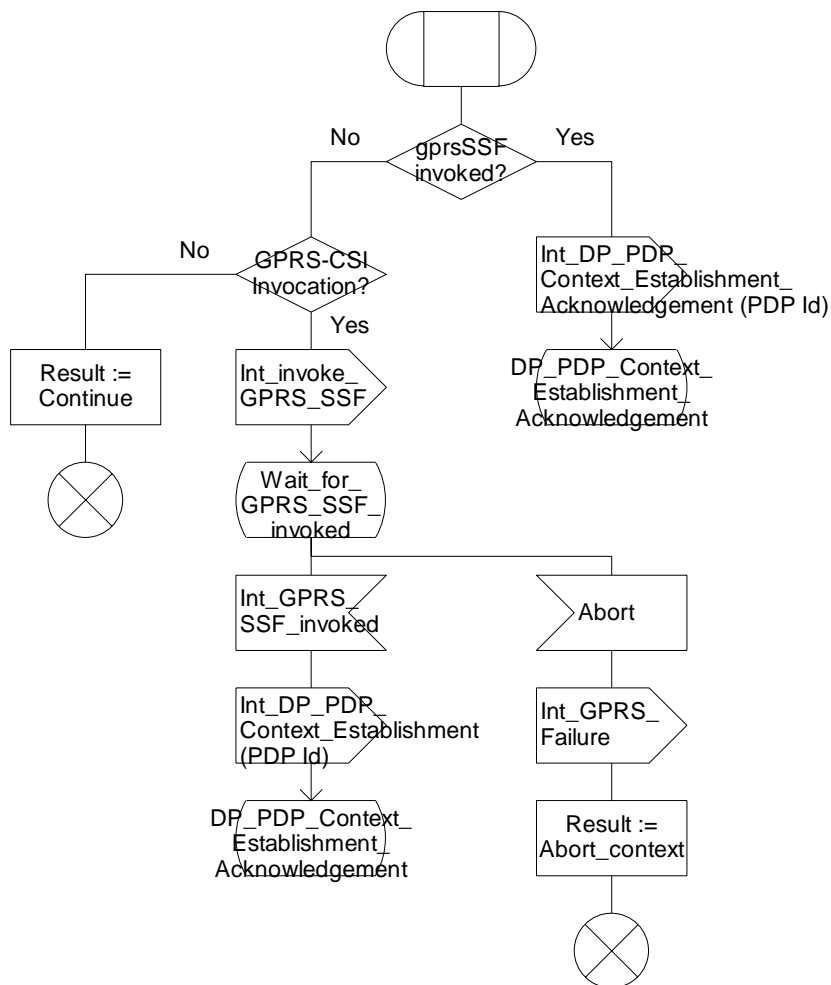


Figure 6.13a: Procedure CAMEL_GPRS_PDP_Context_Establishment_Acknowledgement (sheet 1)

Procedure CAMEL_GPRS_PDP_Context_Establishment_Acknowledgement

2(2)

/* Procedure in the SGSN for CAMEL handling of PDP Context Establishment Acknowledgement */

/* Signals from the right are from the gprsSSF. */

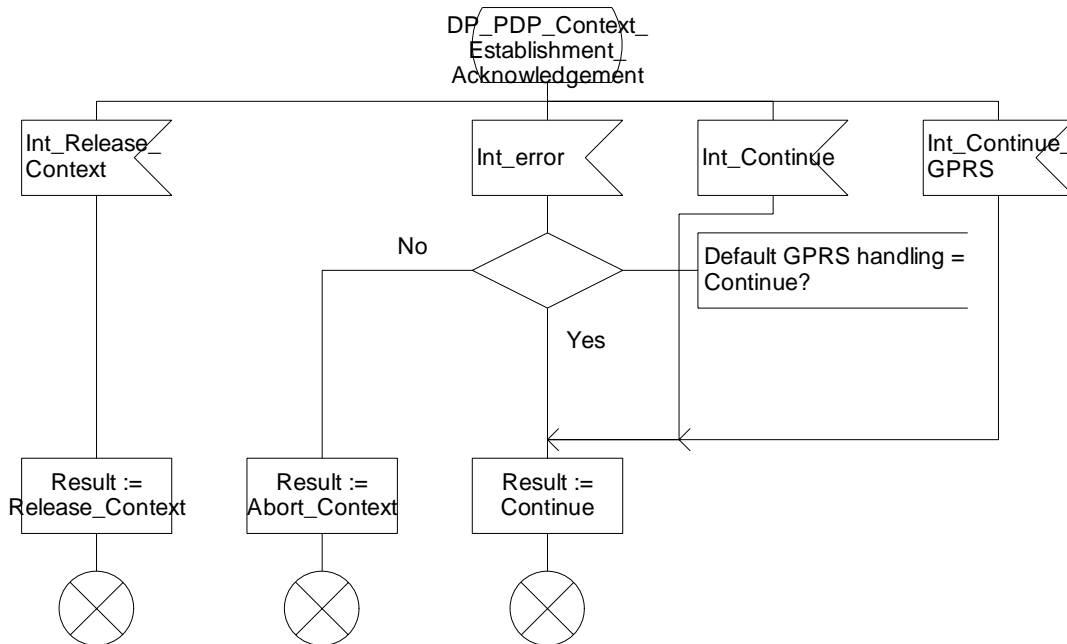


Figure 6.13b: Procedure CAMEL_GPRS_PDP_Context_Establishment_Acknowledgement (sheet 2)

Procedure CAMEL_GPRS_Change_of_QoS

1(1)

/* Procedure in the SGSN for CAMEL handling a change of QoS for a PDP Context */

/* Signal to the right is to the gprsSSF */

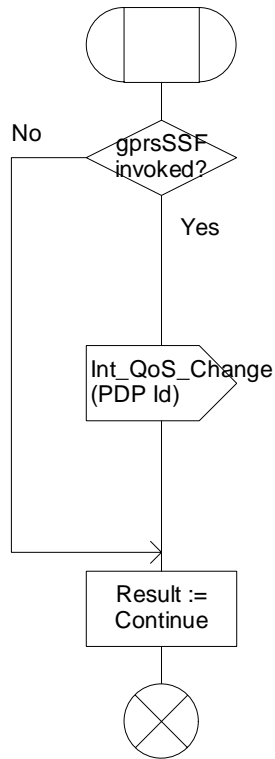


Figure 6.14: Procedure CAMEL_GPRS_Change_Of_QoS (sheet 1)

Procedure CAMEL_GPRS_PDP_Context_Disconnection

1(1)

/* Procedure in the SGSN for CAMEL handling of MS or network indicated PDP Context Disconnection */

/* Signals to/from the right are to/from the gprsSSF */

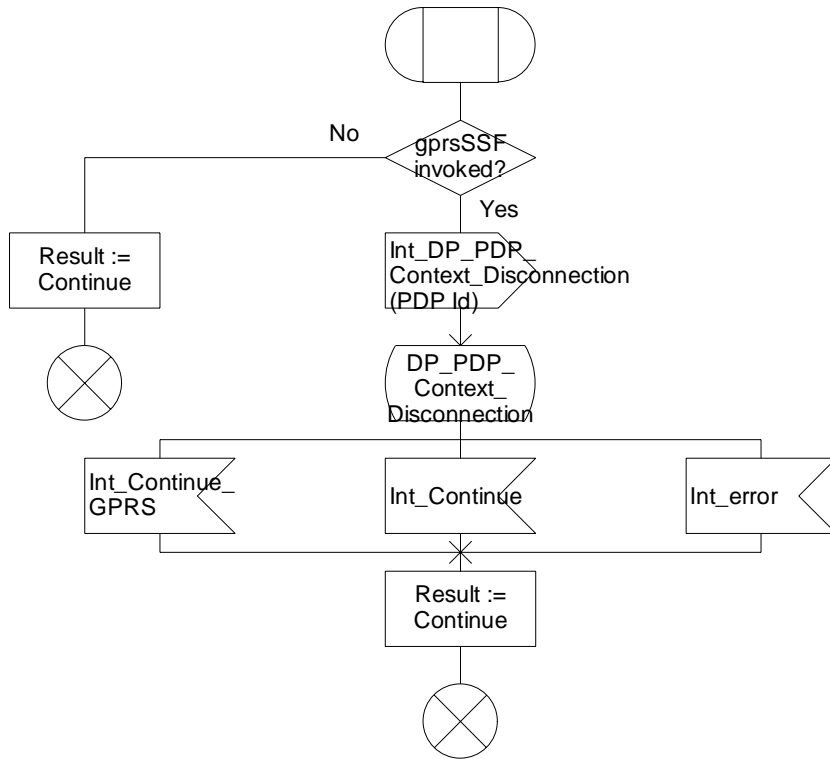


Figure 6.15: Procedure CAMEL_GPRS_PDP_Context_Disconnection (sheet 1)

6.5.3 Handling GPRS in the gprsSSF

6.5.3.1 Process GPRS_SSF

A relationship exists between the gsmSCF and the Attach/Detach State Model and/or between the gsmSCF and every PDP Context State Model. The relationship may be in controlling or monitoring mode. When a ContinueGPRS, ConnectGPRS or RequestReportGPRSEvent operation is received, then the relationship between the gsmSCF and the Attach/Detach State Model, and between the gsmSCF and a PDP Context State Model may be downgraded from controlling to monitoring.

When Tssf expires, the CAMEL procedures that are waiting for an instruction from the gsmSCF shall receive an Int_Error signal. The Default GPRS Handling parameter determines the subsequent action of those CAMEL procedures.

If the Default GPRS Handling parameter is set to "Release", then:

- if the GPRS Dialogue is controlling a GPRS Session, then the gprsSSF shall release the entire GPRS Session;
- if the GPRS Dialogue is controlling a single PDP Context, then the gprsSSF shall release the PDP Context.

The task box "Open GPRS Dialogue" comprises all the tasks that are required for starting a GPRS dialogue. This includes, amongst others, the allocation of a GPRS Reference Number and the allocation of resources. The task box "Terminate GPRS Dialogue" comprises all the tasks that are required for closing a GPRS dialogue.

6.5.3.2 Process GPRS_Dialogue_Handler

When process gprsSSF sends a TC_End request primitive to process GPRS_Dialogue_Handler, then the corresponding TC_End TC Message shall be sent to the gsmSCF only when the following conditions have been fulfilled:

- The gprsSSF has processed all Operations that the gprsSSF has received from the gsmSCF.
- No Operations remain to be sent from the gprsSSF to the gsmSCF.
- The gprsSSF is not waiting for a Result or Error component for any Operations that the gprsSSF has sent to the gsmSCF.

6.5.3.3 Procedure Handle_AC_GPRS

Procedure Handle_AC_GPRS is called from process gprsSSF with the following input parameters:

- "Session". The Apply Charging GPRS procedure shall be executed for the Session.
- "PDP Id". The Apply Charging GPRS procedure shall be executed for the indicated PDP Context.

Sheet 3 in procedure Handle_AC_GPRS contains a check for the PDP Context duration (T_{cp}(PDP Id)) and PDP Context volume (V_c(PDP Id)). If the PDP Context delta timer (D_{cp}(PDP Id)) is equal to or larger than the duration threshold received in the Apply Charging GPRS operation or the PDP Context delta counter (D_c(PDP Id)) is equal to or larger than the volume threshold received in the Apply Charging GPRS operation, then the gprsSSF shall generate an internal signal to trigger the sending of an Apply Charging Report GPRS.

If a QoS change has occurred prior to receiving Apply Charging GPRS but after the sending Apply Charging Report GPRS, then the gprsSSF shall generate an internal signal to trigger the sending of an Apply Charging Report GPRS, including the negotiated QoS.

6.5.3.4 Procedure Handle_ACR_GPRS

Procedure Handle_ACR_GPRS is called from process gprsSSF with the following input parameters:

- "Session". The Apply Charging Report GPRS procedure shall be executed for the Session. This procedure checks if a Session Period report is pending and if so, sends this report to the gsmSCF.

- "PDP Id". The Apply Charging Report GPRS procedure shall be executed for the indicated PDP Context. This procedure checks if a Context Volume report is pending and if so, sends this report to the gsmSCF. The procedure then checks if a Context Period is pending and if so, sends this report to the gsmSCF.
- "Session + PDPs". The Apply Charging Report GPRS procedure shall be executed for the Session and all PDP Contexts. The sequence of checking the reports shall be as follows:
 - 1) The procedure checks the pending Volume and Period reports for each PDP Context.
 - 2) The procedure then checks the pending Period report for the Session.

When a PDP Context Volume counter or PDP context Period timer expires or an Apply Charging GPRS is received when QoS change report is pending, then the procedure Apply Charging Report GPRS procedure is called with the PDP Id as input parameter. The procedure will then check both reports for that PDP Context.

6.5.3.5 Procedure Complete_FCI_Record_GPRS

Procedure Complete_FCI_Record_GPRS is called from process gprsSSF with the following input parameters:

- "Session". The Complete_FCI_Record_GPRS procedure shall be executed for the Session.
- "PDP Id". The Complete_FCI_Record_GPRS procedure shall be executed for the indicated PDP Context.
- "Session + PDPs". The Complete_FCI_Record_GPRS procedure shall be executed for the Session and all PDP Contexts.

6.5.3.6 Procedure Handle_SCI_GPRS

For terminology see clause 4.5.6.3.

The gsmSCF may send e-parameters to the Session and to individual PDP Contexts.

When e-parameters are sent for the Session, the SGSN will forward these e-parameters directly to the Mobile Station.

When e-parameters are sent for a PDP Context and that PDP Context is not yet acknowledged (= active), then the SGSN shall retain these parameters (pending parameters). These parameters will be sent to the Mobile Station when the PDP Context is acknowledged.

The gsmSCF may send two sets of e-parameters and a Tariff Switch for the Session or a PDP Context. The first set of e-parameters shall be sent to the SGSN and the second set of e-parameters shall be stored. This second set of e-parameters shall be sent to the SGSN when the tariff switch expires.

When the Tariff Switch for the Session expires, then the stored e-parameters for the Session shall be sent to the SGSN.

When the Tariff Switch for a PDP Context expires before that PDP Context is acknowledged, then the pending e-parameters for that PDP Context shall be replaced by the stored e-parameters for that PDP Context.

The stored e-parameters for that PDP Context shall be discarded.

When the Tariff Switch for a PDP Context expires after that PDP Context has been acknowledged, then the stored e-parameters for that PDP Context shall be sent to the SGSN.

6.5.3.6.1 Handling of SCI_GPRS for the Session

- 1) Precondition: no Tsw running for the Session:
 - if 1 set of e-parameters received --> send e-parameters to the SGSN;
 - if 2 sets of e-parameters received --> error;
 - if 1 set of e-parameters and Tariff Switch received --> error;
 - if 2 sets of e-parameters and Tariff Switch received --> send 1st set of e-parameters to the SGSN/start Tsw (Session)/store 2nd set of e-parameters.

- 2) Precondition: Tsw running for the Session and no e-parameters stored for the Session:
 - if 1 set of e-parameters received --> error;
 - if 2 sets of e-parameters received --> send 1st set of e-parameters to the SGSN/store 2nd set of e-parameters;
 - if 1 set of e-parameters and Tariff Switch received --> error;
 - if 2 sets of e-parameters and Tariff Switch received --> error.
- 3) Precondition: Tsw running for the Session and e-parameters stored for the Session:
 - if 1 set of e-parameters received --> error;
 - if 2 sets of e-parameters received --> error;
 - if 1 set of e-parameters and Tariff Switch received --> error;
 - if 2 sets of e-parameters and Tariff Switch received --> error.

6.5.3.6.2 Handling of SCI_GPRS for a PDP Context

- 1) Precondition: before a PDP Context Establishment Acknowledgement event is detected and no Tsw running for this PDP Context:
 - if 1 set of e-parameters received --> send e-parameters to the SGSN;
 - if 2 sets of e-parameters received --> error;
 - if 1 set of e-parameters and Tariff Switch received --> error;
 - if 2 sets of e-parameters and Tariff Switch received --> send 1st set of e-parameters to the SGSN/start Tsw(PDP Id)/store 2nd set of e-parameters.
- 2) Precondition: before a PDP Context Establishment Acknowledgement event is detected and Tsw running for this PDP Context and no e-parameters stored for this PDP Context:
 - if 1 set of e-parameters received --> error;
 - if 2 sets of e-parameters received --> send 1st set of e-parameters to the SGSN/store 2nd set of e-parameters;
 - if 1 set of e-parameters and Tariff Switch received --> error;
 - if 2 sets of e-parameters and Tariff Switch received --> error.
- 3) Precondition: before a PDP Context Establishment Acknowledgement event is detected and Tsw running for this PDP Context and e-parameters stored for this PDP Context:
 - if 1 set of e-parameters received --> error;
 - if 2 sets of e-parameters received --> error;
 - if 1 set of e-parameters and Tariff Switch received --> error;
 - if 2 sets of e-parameters and Tariff Switch received --> error.
- 4) Precondition: after a PDP Context Establishment Acknowledgement event is detected and no Tsw running for this PDP Context:
 - if 1 set of e-parameters received --> send e-parameters to the SGSN;
 - if 2 sets of e-parameters received --> error;
 - if 1 set of e-parameters and Tariff Switch received --> start Tsw(PDP Id)/store e-parameters;
 - if 2 sets of e-parameters and Tariff Switch received --> send 1st set of e-parameters to the SGSN/start Tsw(PDP Id)/store 2nd set of e-parameters.

- 5) Precondition: after a PDP Context Establishment Acknowledgement event is detected and Tsw running for this PDP Context and no e-parameters stored for this PDP Context;
 - if 1 set of e-parameters received --> store e-parameters;
 - if 2 sets of e-parameters received --> send 1st set of e-parameters to the SGSN/store 2nd set of e-parameters;
 - if 1 set of e-parameters and Tariff Switch received --> error;
 - if 2 sets of e-parameters and Tariff Switch received --> error.
- 6) Precondition: after a PDP Context Establishment Acknowledgement event is detected and Tsw running for this PDP Context and e-parameters stored for this PDP Context:
 - if 1 set of e-parameters received --> error;
 - if 2 sets of e-parameters received --> error;
 - if 1 set of e-parameters and Tariff Switch received --> error;
 - if 2 sets of e-parameters and Tariff Switch received --> error.

6.5.3.7 Procedure Handle_PDP_Acknowledgement

Procedure Handle_PDP_Acknowledgement is called when an event occurs that may signal the activation (=Acknowledgement) of a PDP Context. The event signal is passed on to the Handle_PDP_Acknowledgement procedure.

6.5.3.8 GPRS duration and volume control

6.5.3.8.1 Examples of information flows for GPRS session and PDP context control

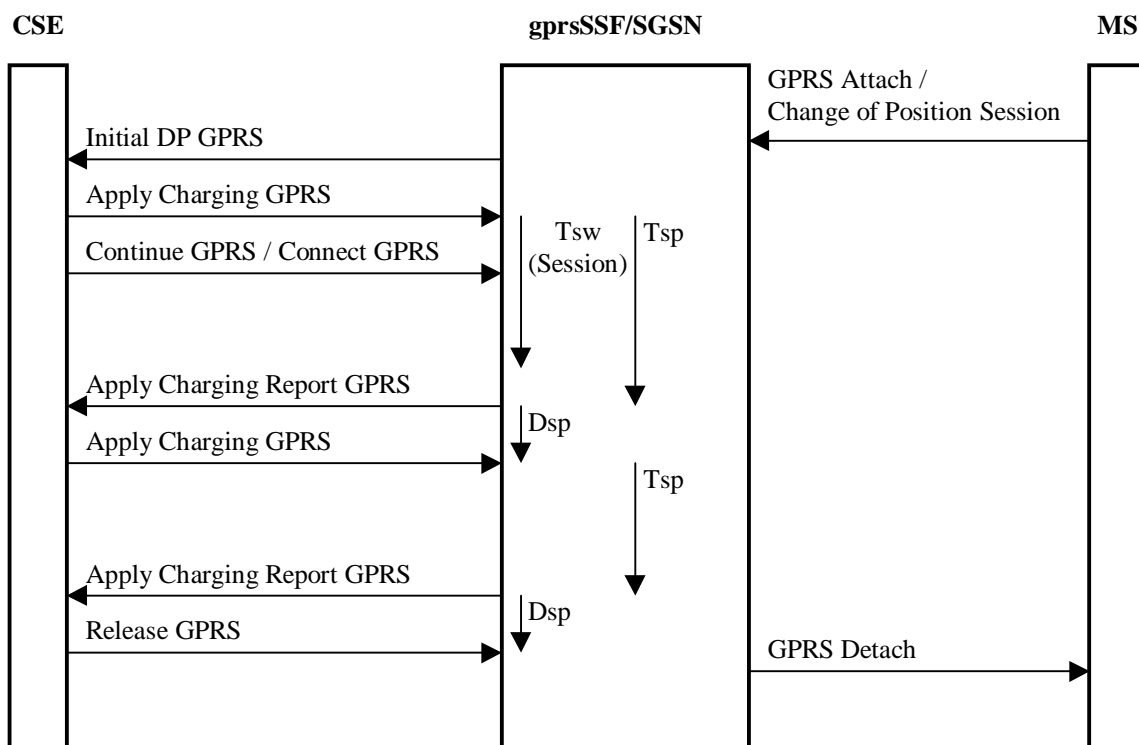


Figure 6.16a: Example of information flows for GPRS session duration at GPRS attach and change of position session

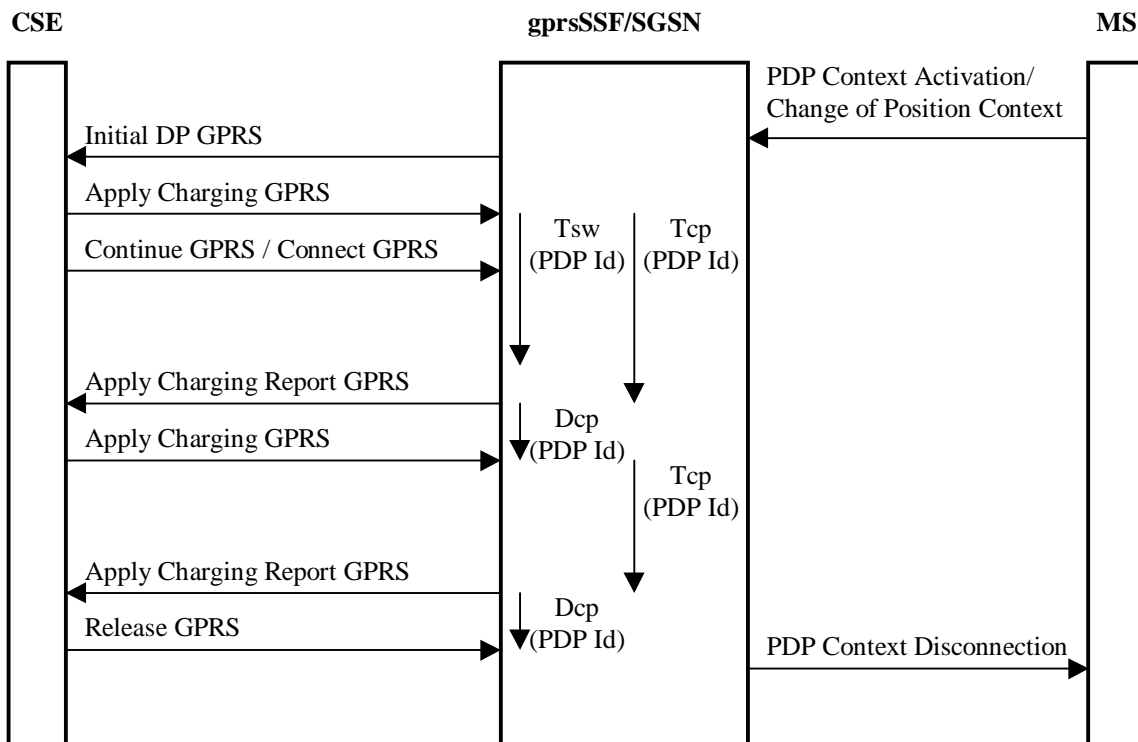


Figure 6.16b: Example of information flows for PDP context duration control at context activation and change of position context

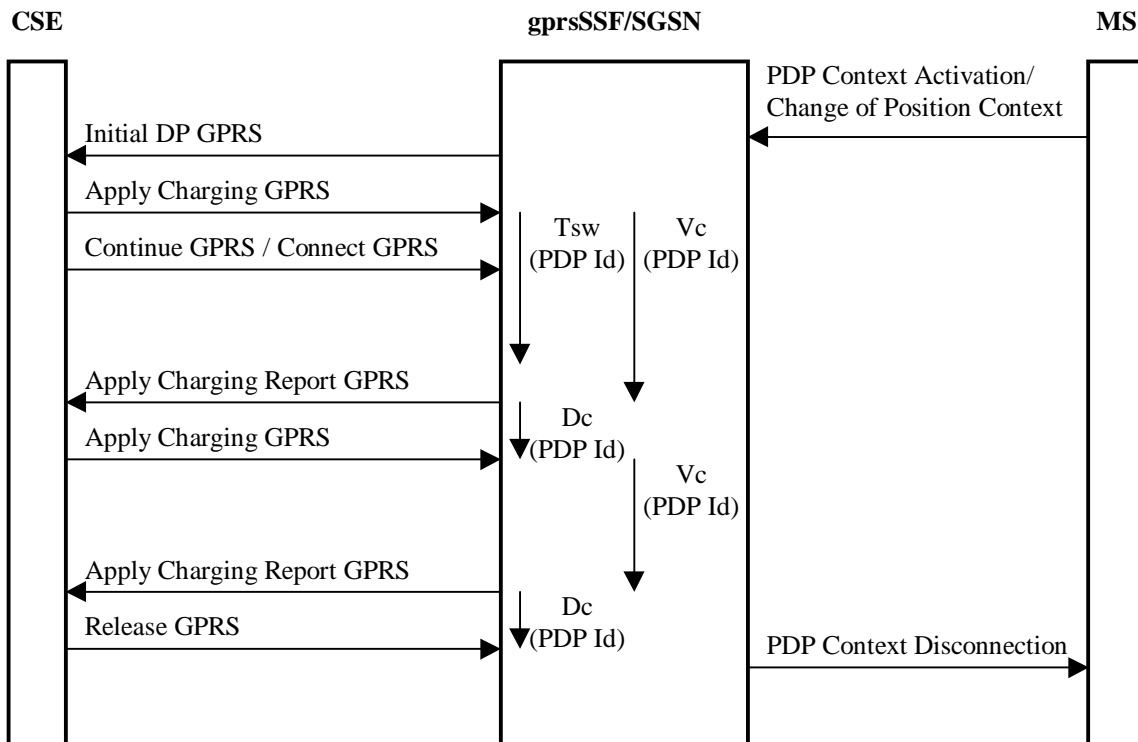
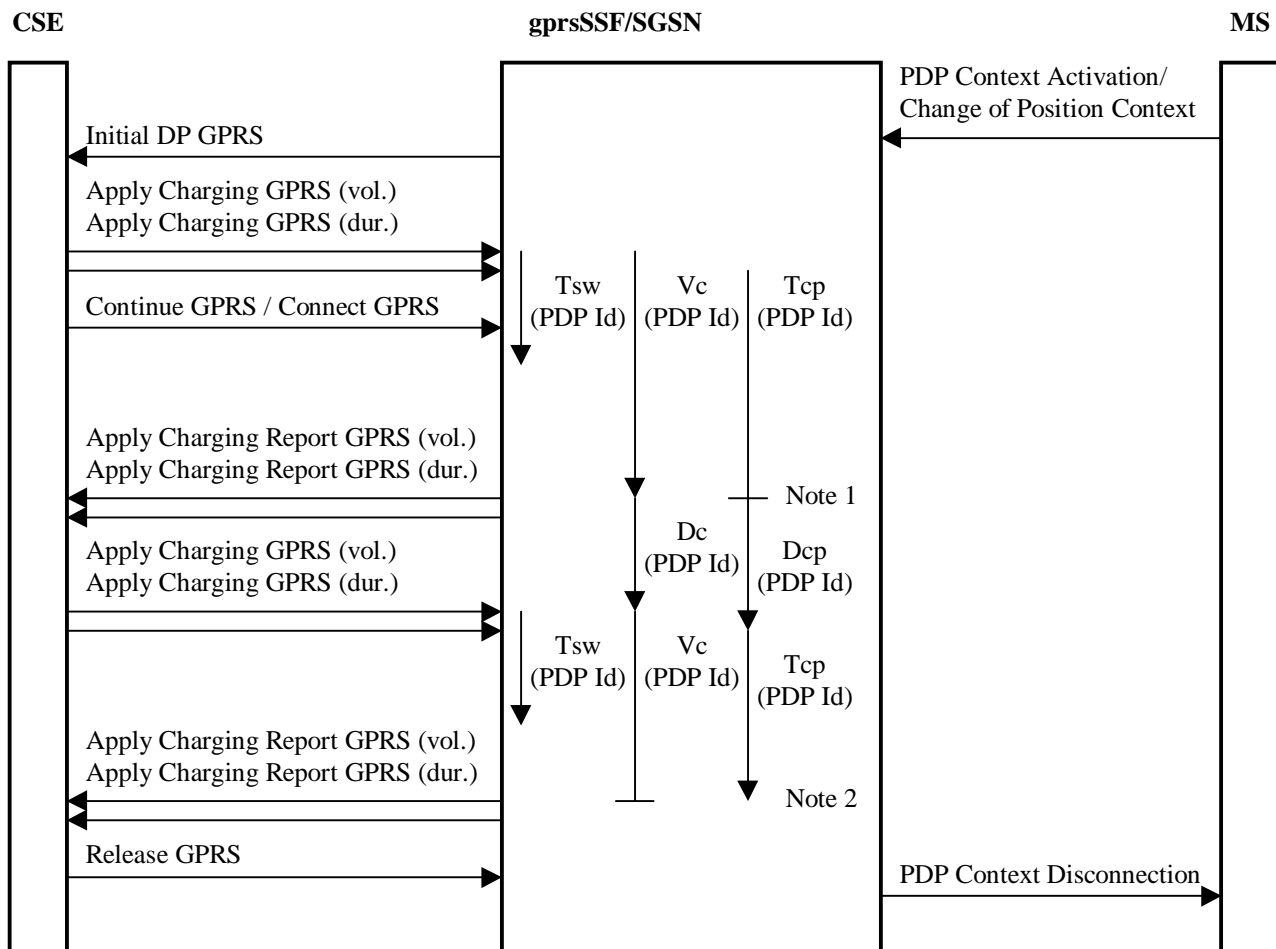


Figure 6.16c: Example of information flows for PDP context volume control at context activation and change of position context



NOTE 1: Vc threshold reached, Tcp is stopped.

NOTE 2: Tcp time out, Vc is stopped.

Figure 6.16d: Example of information flows for PDP context volume and duration control at context activation and change of position context

These figures show examples of handling of the timers that are used in the process gprsSSF and in the procedures Handle_AC_GPRS and Handle_ACR_GPRS.

Duration timers (Tsp for the GPRS session and one Tcp for each PDP context) are used if the charging is on duration of the GPRS session or a PDP context.

Tariff Switch Timers (Tsw(Session) for the GPRS session and one Tsw(PDP Id) for each PDP context) define the start point of a new Tariff. Tsw(Session) is used for charging on duration. Tsw(PDP Id) is used for both methods of charging: duration charging and volume charging. If a PDP context is charged on duration and volume, only one Tsw(PDP Id) timer will be accepted from the gsmSCF for that PDP context.

Delta timers measure the response time of the gsmSCF after an Apply Charging Report GPRS operation:

- Dsp for the GPRS session; this delta timer is used for GPRS session period timing.
- Dcp for each PDP context; these delta timers are used for PDP context period timing.
- Dc for each PDP context; these delta counters are used for PDP context volume counting.

After the sending of Apply Charging Report GPRS, the gsmSCF may reply either with:

- Apply Charging GPRS, if the gsmSCF sends a new duration because of the expiration of the previous period or because of QoS change.
- Release GPRS, if the gsmSCF decides to release the GPRS session or PDP context.

6.5.3.8.2 TC guard timer

6.5.3.8.2.1 General

When the gprsSSF sends an Apply Charging Report GPRS operation to the gsmSCF, with SessionActive or ContextActive variable set to TRUE, then the gprsSSF shall start the TC guard timer. The gprsSSF shall also mark for the Session or PDP Context for which the Apply Charging Report GPRS was sent, that a corresponding Apply Charging GPRS operation from the gsmSCF is expected.

When the gprsSSF receives an Apply Charging GPRS operation or a Release GPRS operation, then the "Waiting-for-AC" marking(s) for the Session or PDP Context shall be removed. The gprsSSF shall then check if the TC guard timer shall be stopped (task box "Check TC guard timer"). The TC guard timer shall be stopped if there are no more Apply Charging GPRS operations expected for the Session and all PDP Contexts.

When an event occurs that results in the termination of a PDP Context, then the "Waiting-for-AC" markings for that PDP Context shall be removed. The gprsSSF shall then check if the TC guard timer shall be stopped (task box "Check TC guard timer"). The TC guard timer shall be stopped if there are no more ApplyChargingGPRS operations expected for the Session and all PDP Contexts.

When the TC guard timer expires in state Monitoring, then the gprsSSF shall close the TC dialogue, provided that all conditions for closing the TC dialogue are fulfilled, i.e. there are no Operation Results expected from the gsmSCF, no Operations or Errors to be sent to the gsmSCF and no Operations from the gsmSCF received and waiting to be processed.

When the TC guard timer expires in state Waiting_for_Instructions, then no action shall be taken.

Service Designers should note that there may be additional timer(s) in the gprsSSF to supervise the response from the gsmSCF on the Apply Charging Report GPRS procedure. As a result of this, if the gsmSCF does not send an Apply Charging GPRS, Release GPRS or Cancel GPRS in response to an Apply Charging Report GPRS when the gprsSSF is awaiting such response, then service behaviour may be unpredictable.

6.5.3.8.2.2 Check TC guard timer

This clause describes the actions to be taken in the task box "Check TC guard timer".

The tasks to be executed in the "Check TC guard timer" box depend on the event that resulted in execution of the task box.

6.5.3.8.2.2.1 Apply Charging GPRS

If "Check guard timer" is executed as a result of an Apply Charging GPRS operation from the gsmSCF, then the appropriate "Waiting-for-AC" marker shall be removed, depending on the information received in the Apply Charging GPRS operation:

- if the Apply Charging GPRS operation carries a Session Time threshold, then the Session-Period "Waiting-for-AC" marker shall be removed.
- if the Apply Charging GPRS operation carries a PDP Context Volume threshold, then the PDP Context-Volume "Waiting-for-AC" marker shall be removed.
- if the Apply Charging GPRS operation carries a PDP Context Time threshold, then the PDP Context -Period "Waiting-for-AC" marker shall be removed.

The gprsSSF then checks if there is any "Waiting-for-AC" marker for the Session or any PDP Context. If there is no "Waiting-for-AC" marker remaining, then the TC guard timer shall be stopped.

6.5.3.8.2.2.2 Release GPRS

If "Check TC guard timer" is executed as a result of a Release GPRS operation from the gsmSCF, then the appropriate "Waiting-for-AC" markers shall be removed, depending on the information received in the Release GPRS operation:

- if the Release GPRS operation is for the Session, then the Session "Waiting-for-AC" markers shall be removed.

- if the Release GPRS operation is for the PDP Context, then the PDP Context "Waiting-for-AC" markers shall be removed.

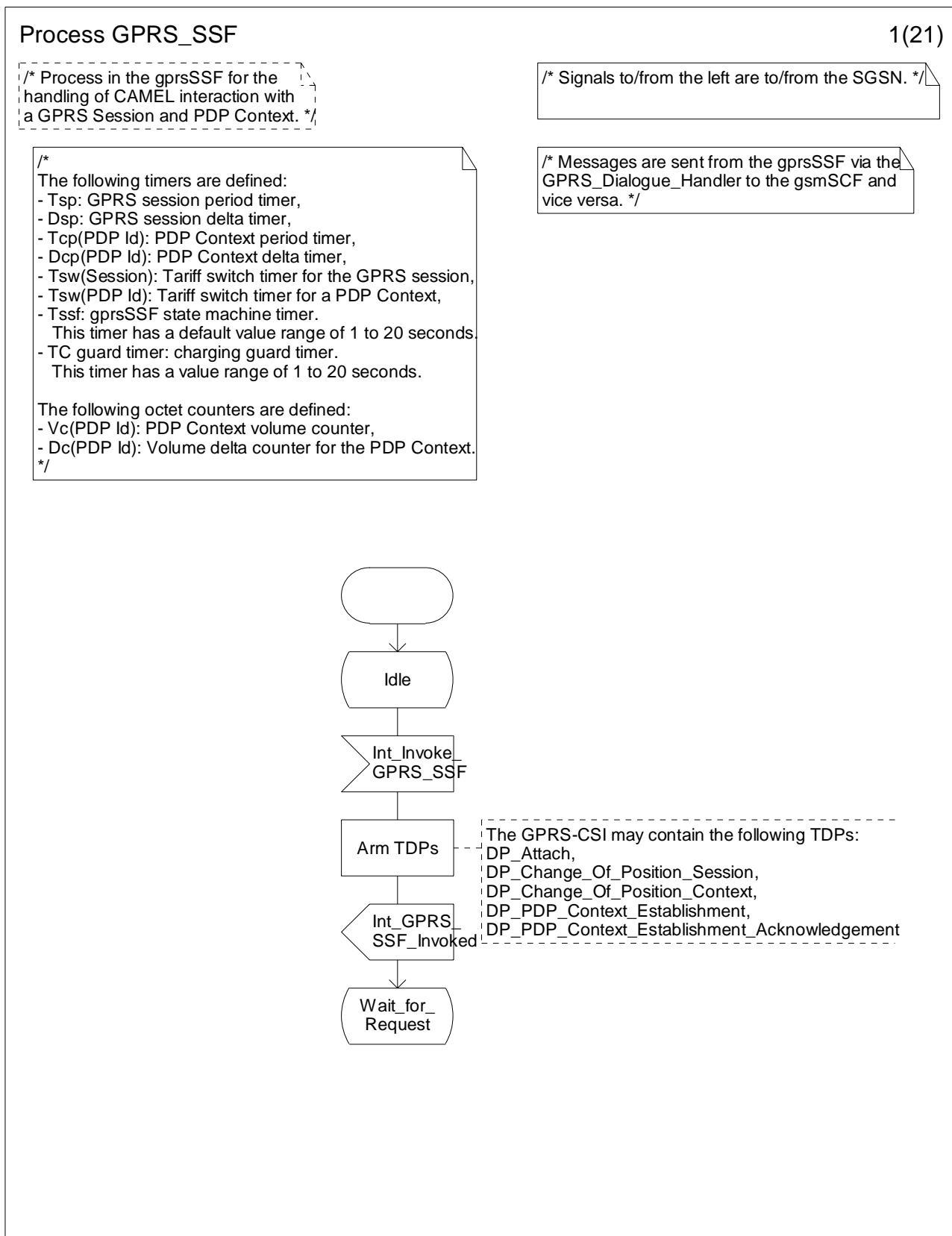
The gprsSSF then checks if there is any "Waiting-for-AC" marker for the Session or any PDP Context. If there is no "Waiting-for-AC" marker remaining, then the TC guard timer shall be stopped.

6.5.3.8.2.2.3 PDP Context Disconnect

If "Check TC guard timer" is executed as a result of a PDP Context Disconnect signal from the SGSN, then the "Waiting-for-AC" markers for that PDP Context shall be removed.

The gprsSSF then checks if there is any "Waiting-for-AC" marker for the Session or any PDP Context. If there is no "Waiting-for-AC" marker remaining, then the TC guard timer shall be stopped.

6.5.3.9 SDL diagrams for process GPRS_SSF and procedures



Process GPRS_SSF

2(21)

/* Process in the gprsSSF for the handling of CAMEL interaction with a GPRS Session and PDP Context. */

/* Signals from the left are from the SGSN; signal to the right is to the GPRS_Dialogue_Handler. */

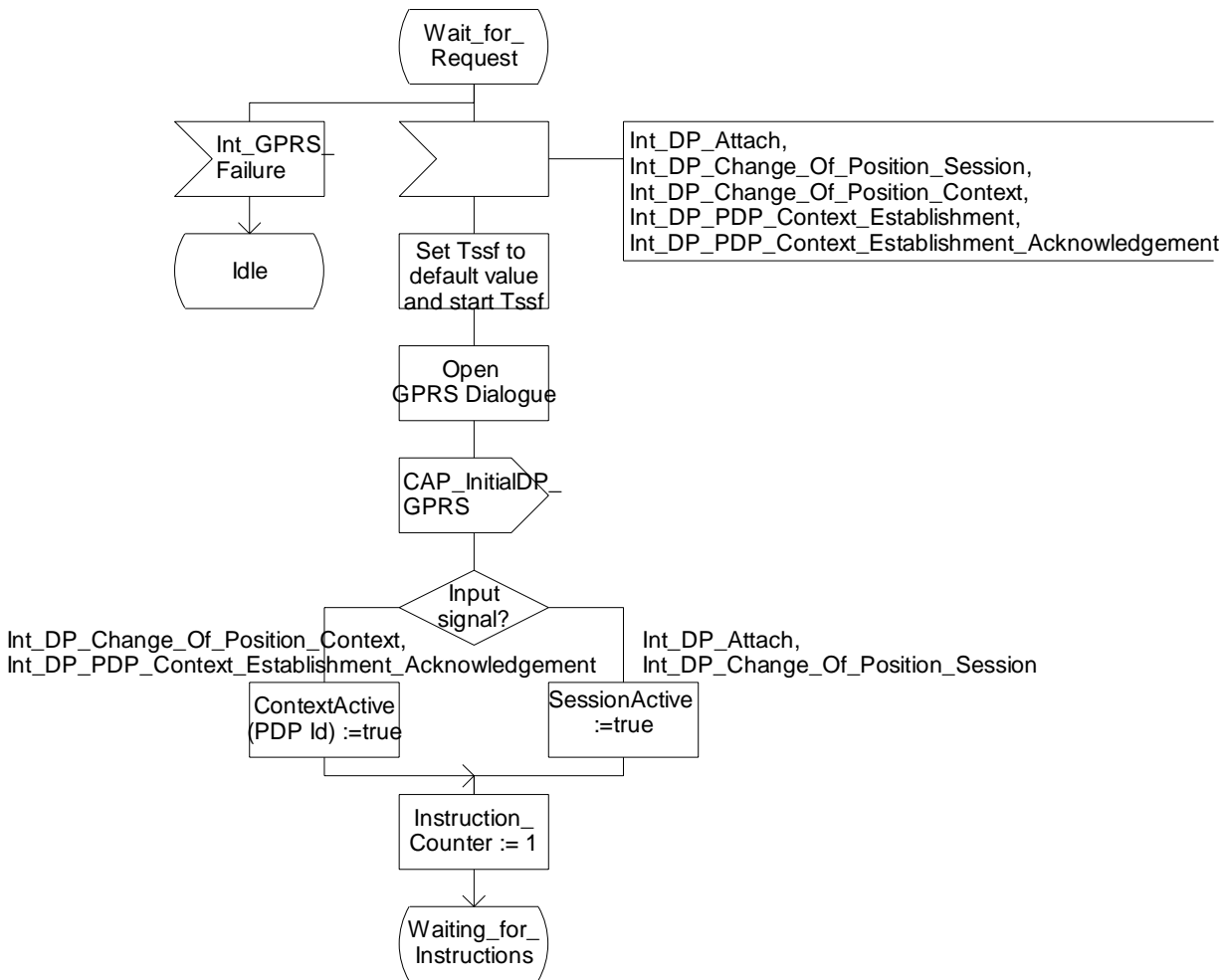


Figure 6.17b: Process GPRS_SSF (sheet 2)

Process GPRS_SSF

3(21)

/* Process in the gprsSSF for the handling of CAMEL interaction with a GPRS Session and PDP Context. */

/* Signals to the left are to the SGSN; signals to/from the right are to/from the GPRS_Dialogue_Handler. */

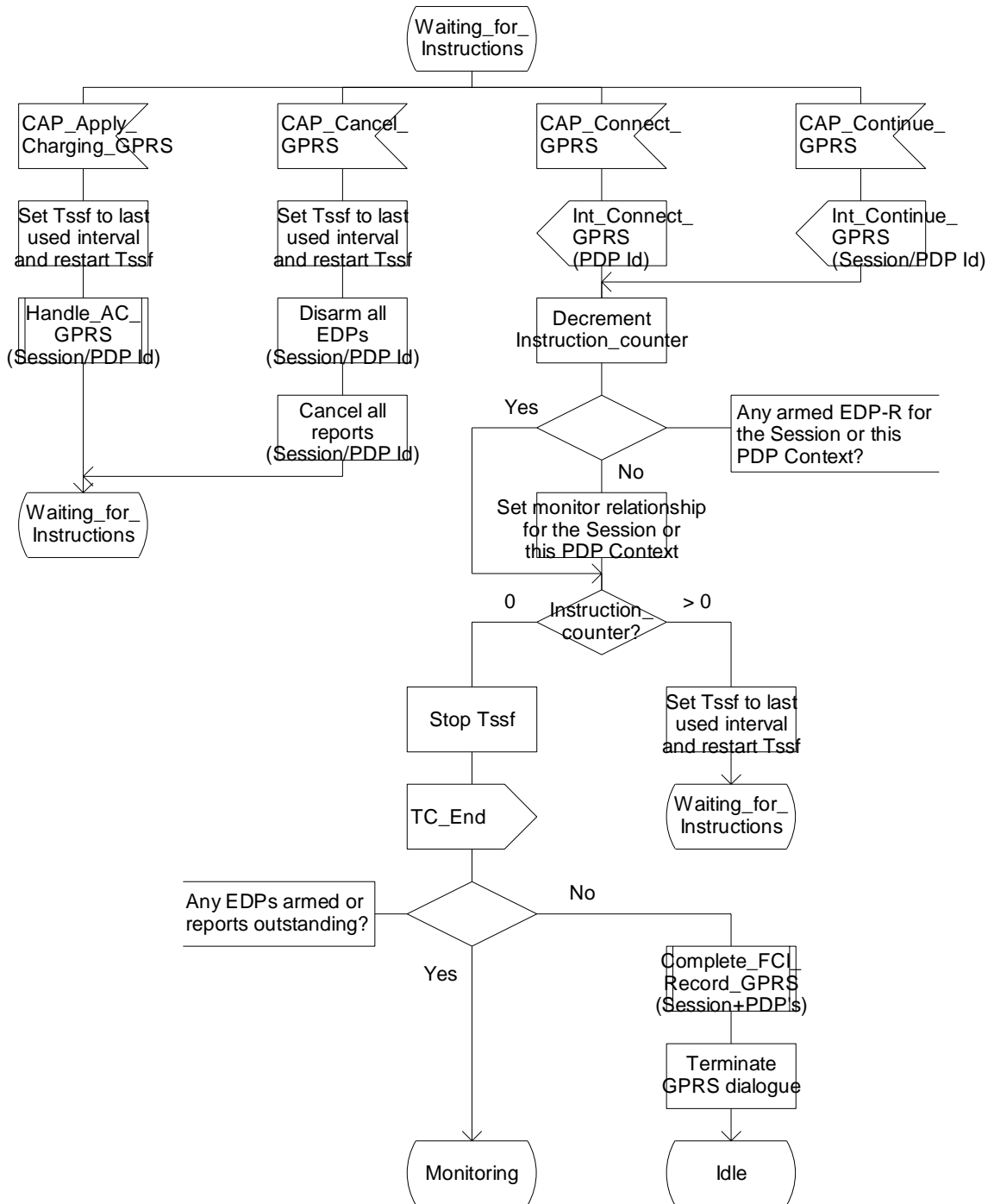


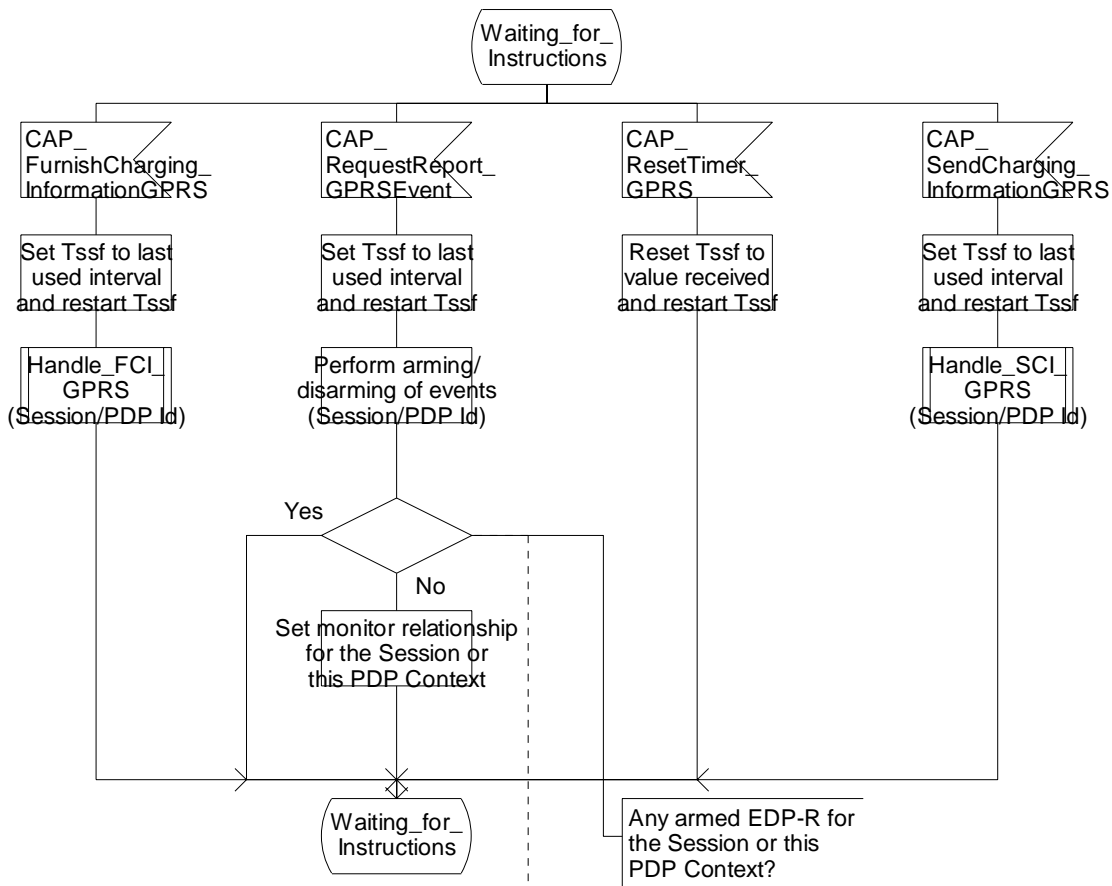
Figure 6.17c: Process GPRS_SSF (sheet 3)

Process GPRS_SSF

4(21)

/* Process in the gprsSSF for the handling of CAMEL interaction with a GPRS Session and PDP Context. */

/* Signals from the right are from the GPRS_Dialogue_Handler. */



Shall not be performed if the Session or PDP Context for which the operation was sent, is waiting for instructions from the gsmSCF.

Figure 6.17d: Process GPRS_SSF (sheet 4)

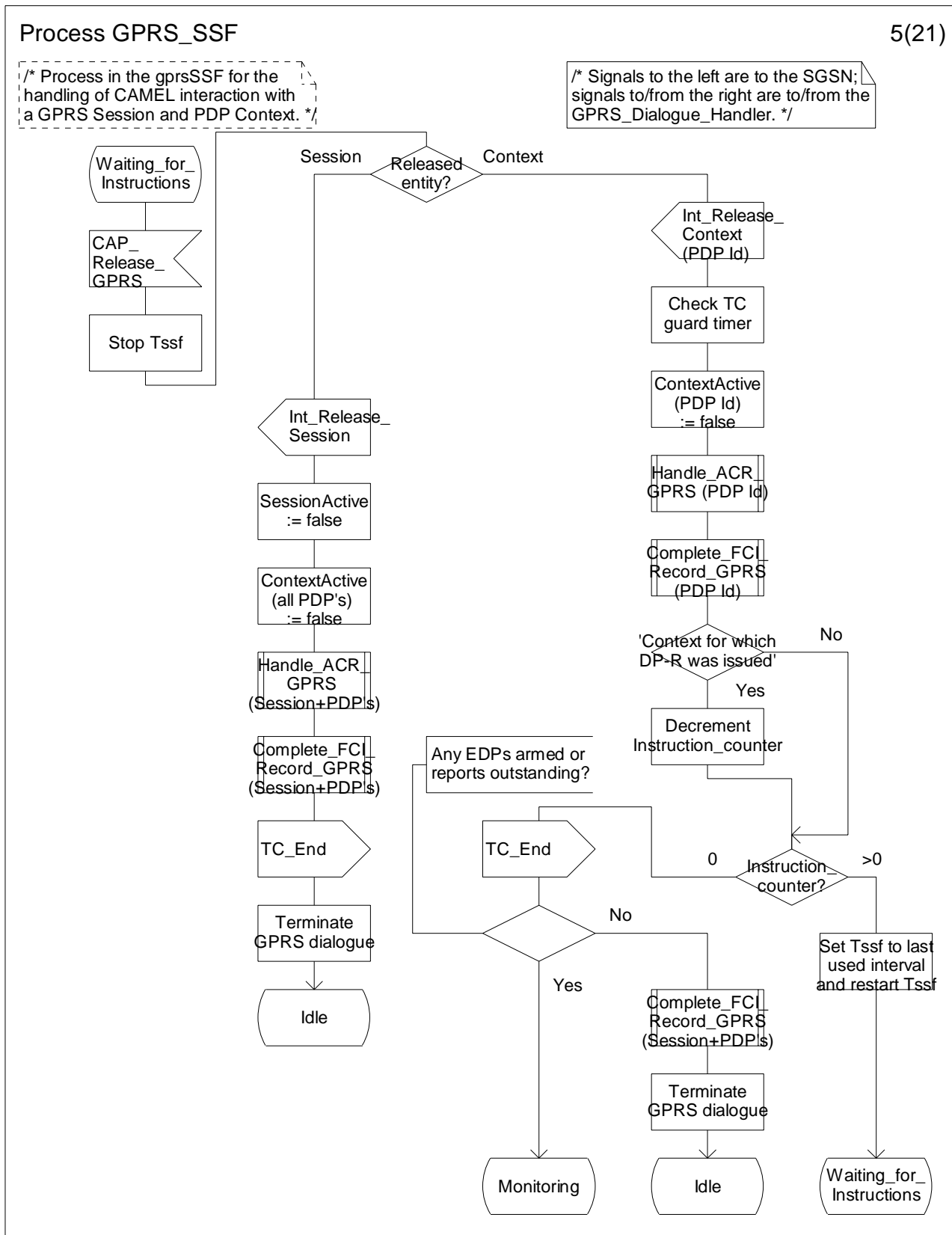


Figure 6.17e: Process GPRS_SSF (sheet 5)

Process GPRS_SSF

6(21)

/* Process in the gprsSSF for the handling of CAMEL interaction with a GPRS Session and PDP Context. */

/* Signals to/from the left are to/from the SGSN; signals to the right are to the GPRS_Dialogue_Handler. */

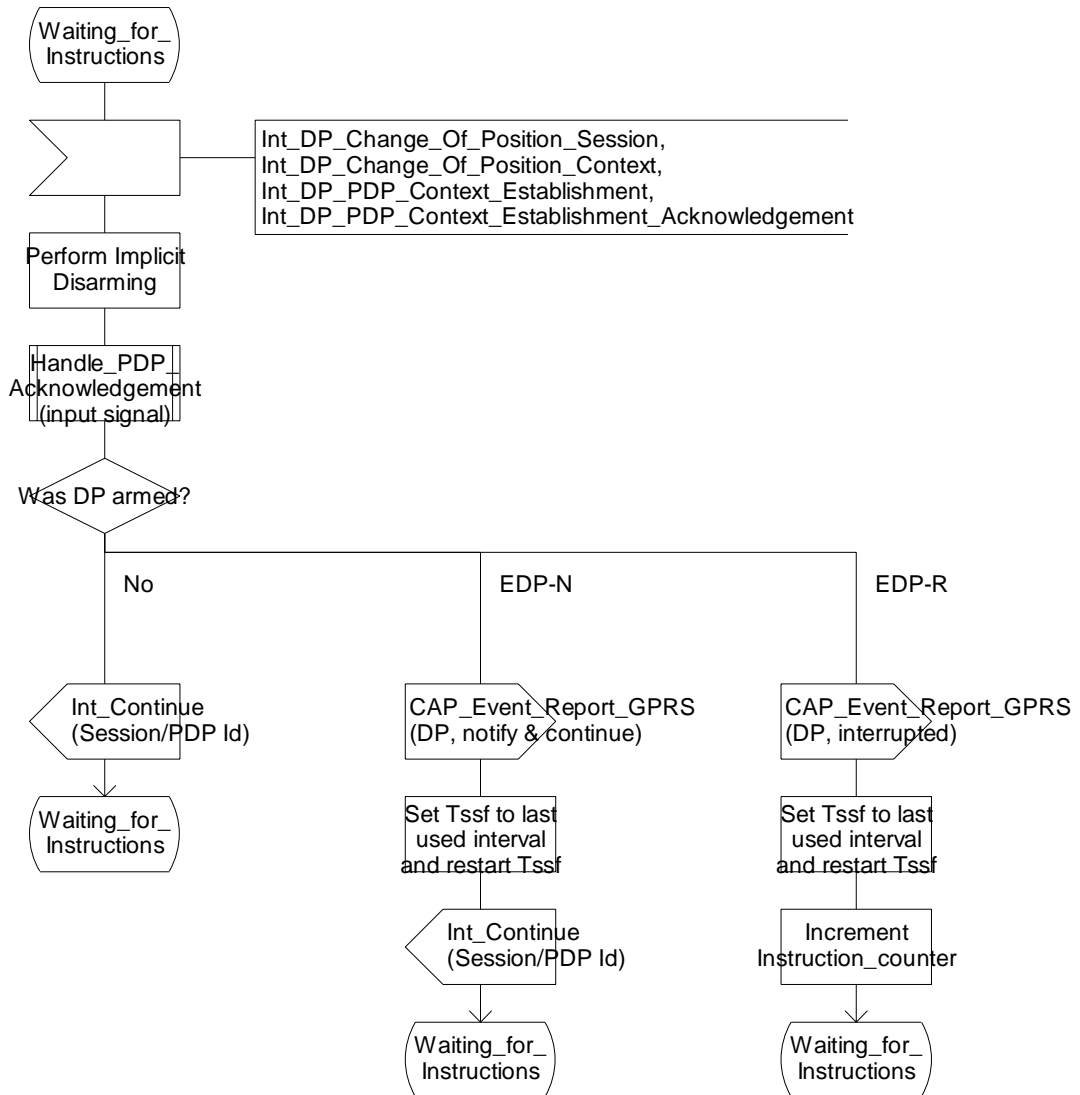


Figure 6.17f: Process GPRS_SSF (sheet 6)

Process GPRS_SSF

7(21)

/ Process in the gprsSSF for the handling of CAMEL interaction with a GPRS Session and PDP Context. */*

/ Signals to/from the left are to/from the SGSN; signals to the right are to the GPRS_Dialogue_Handler. */*

/ Note: Change Of Position Complete is reported as a Int_DP_PDPContext_Disconnection with the cause 'Change of Position'. */*

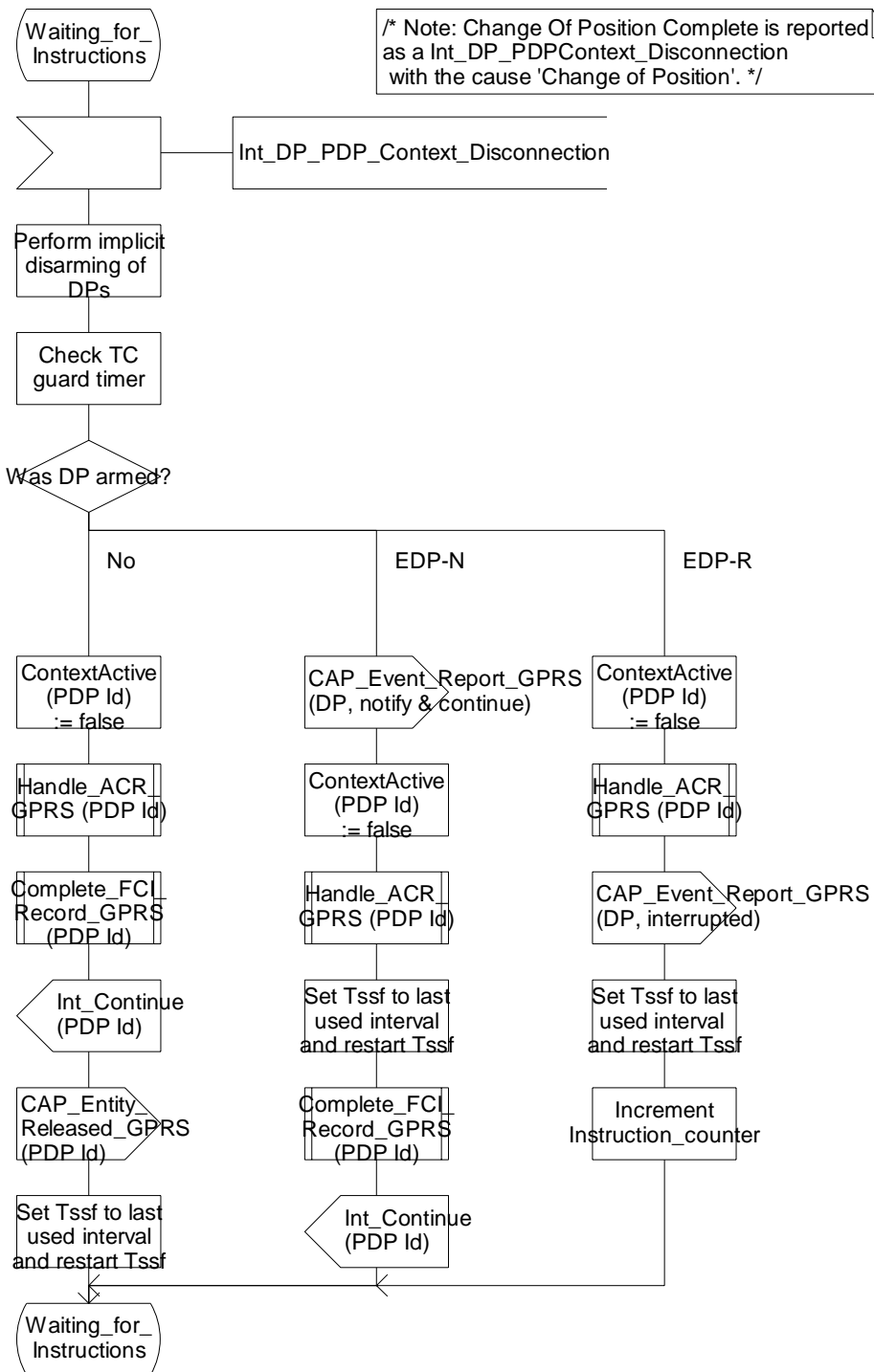


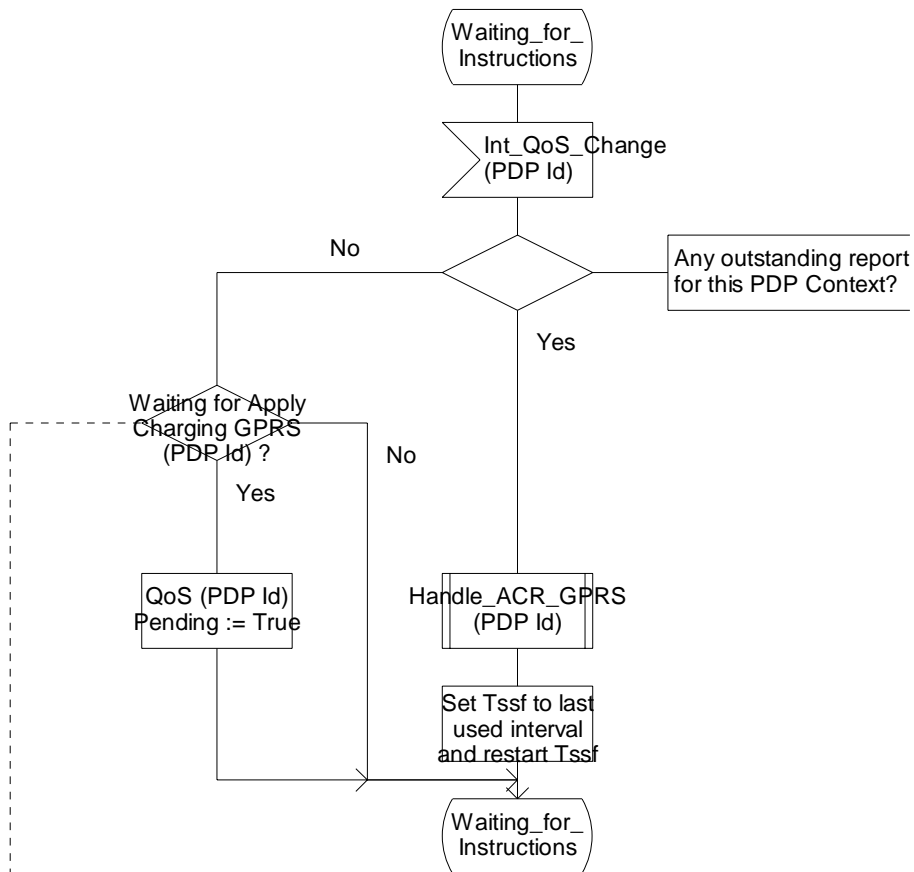
Figure 6.17g: Process GPRS_SSF (sheet 7)

Process GPRS_SSF

8(21)

/* Process in the gprsSSF for the handling of CAMEL interaction with a GPRS Session and PDP Context. */

/* Signal from the left is from the SGSN or internal GPRS_SSF.*/



gprsSSF shall check whether it is expecting an Apply Charging GPRS for this PDP Context

Figure 6.17h: Process GPRS_SSF (sheet 8)

Process GPRS_SSF

9(21)

/* Process in the gprsSSF for the handling of CAMEL interaction with a GPRS Session and PDP Context. */

/* Notes:
- The period timers are received from an entity internal to the gprsSSF when the threshold has been reached.
- The volume counters are received from an entity internal to the gprsSSF when the threshold has been reached.
*/

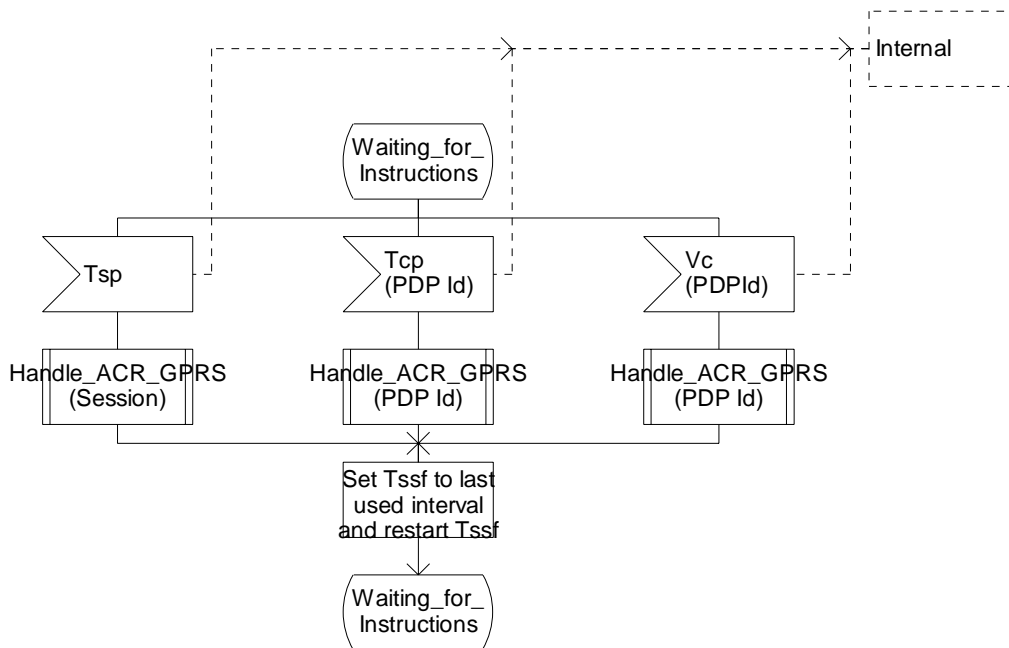


Figure 6.17i: Process GPRS_SSF (sheet 9)

Process GPRS_SSF

10(21)

/* Process in the gprsSSF for the handling of CAMEL interaction with a GPRS Session and PDP Context. */

/* Signal to the right is to the GPRS_Dialogue_Handler. Signals to the left are to the SGSN. */

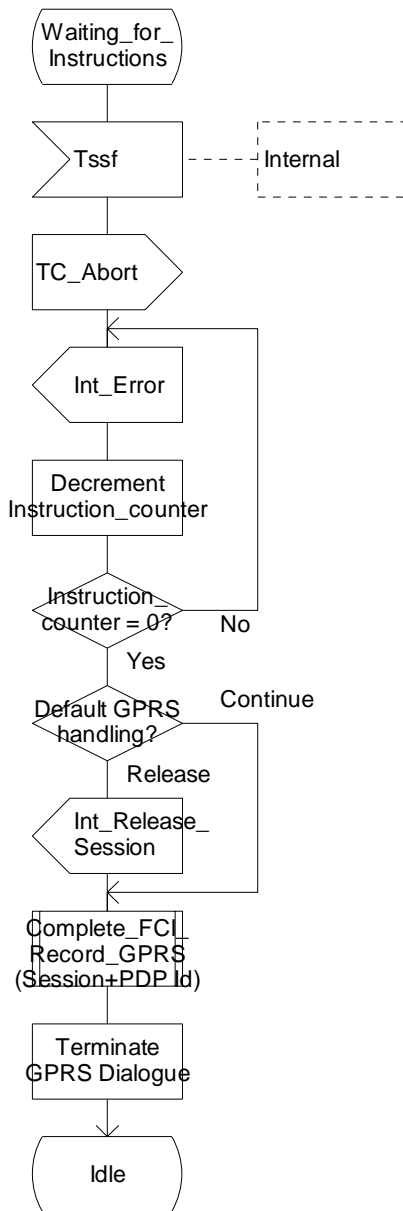


Figure 6.17j: Process GPRS_SSF (sheet 10)

Process GPRS_SSF

11(21)

/* Process in the gprsSSF for the handling of CAMEL interaction with a GPRS Session and PDP Context. */

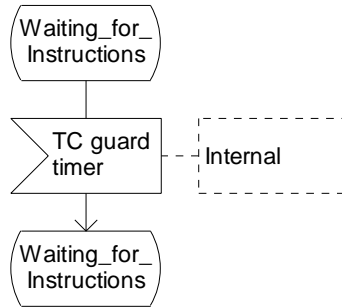


Figure 6.17k: Process GPRS_SSF (sheet 11)

Process GPRS_SSF

12(21)

/* Process in the gprsSSF for the handling of CAMEL interaction with a GPRS Session and PDP Context. */

/* Signals to/from the right are to/from the GPRS_Dialogue_Handler. */

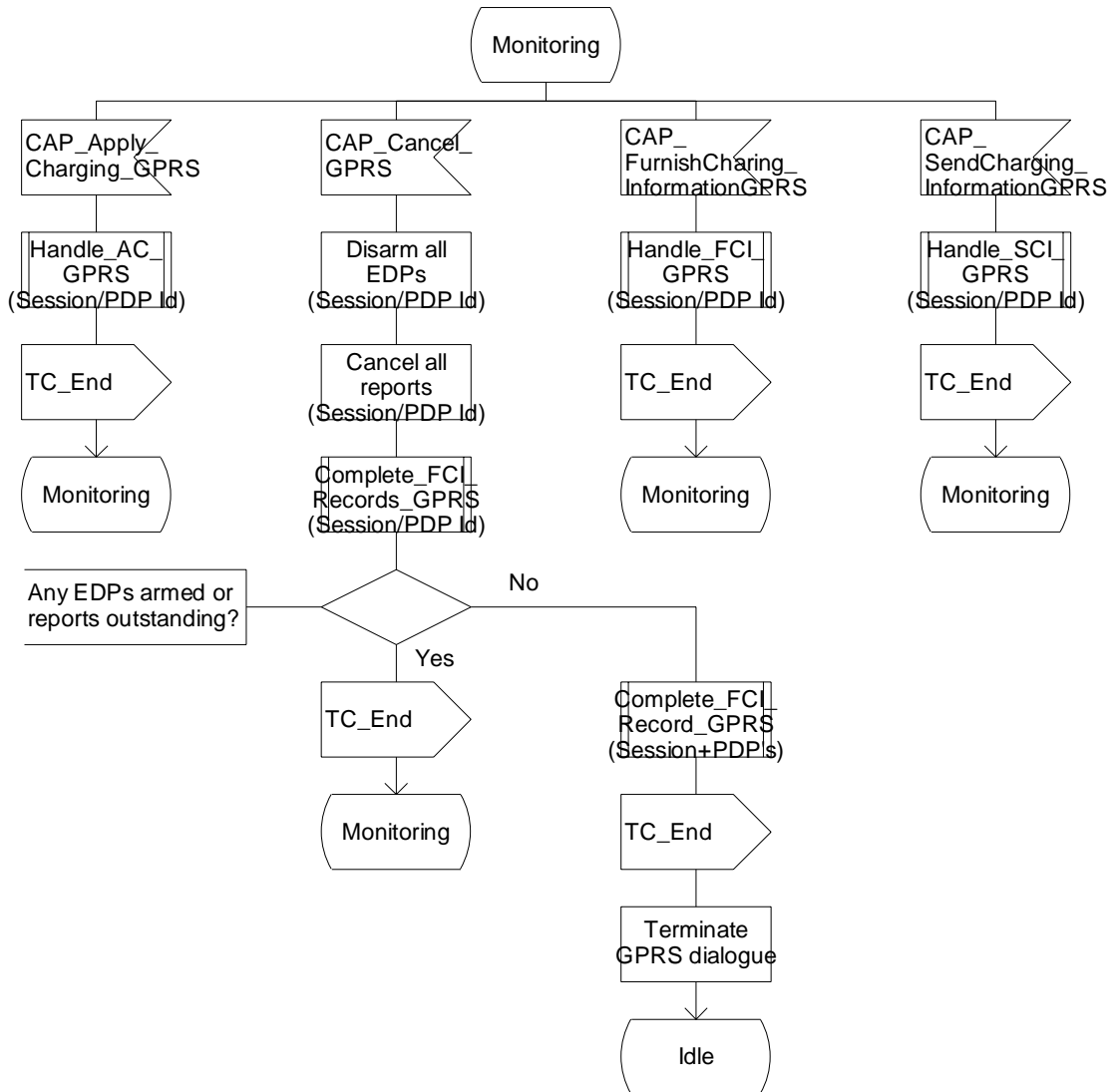


Figure 6.171: Process GPRS_SSF (sheet 12)

Process GPRS_SSF

13(21)

/* Process in the gprsSSF for the handling of CAMEL interaction with a GPRS Session and PDP Context. */

/* Signals to the left are to the SGSN; signals to/from the right are to/from the GPRS_Dialogue_Handler. */

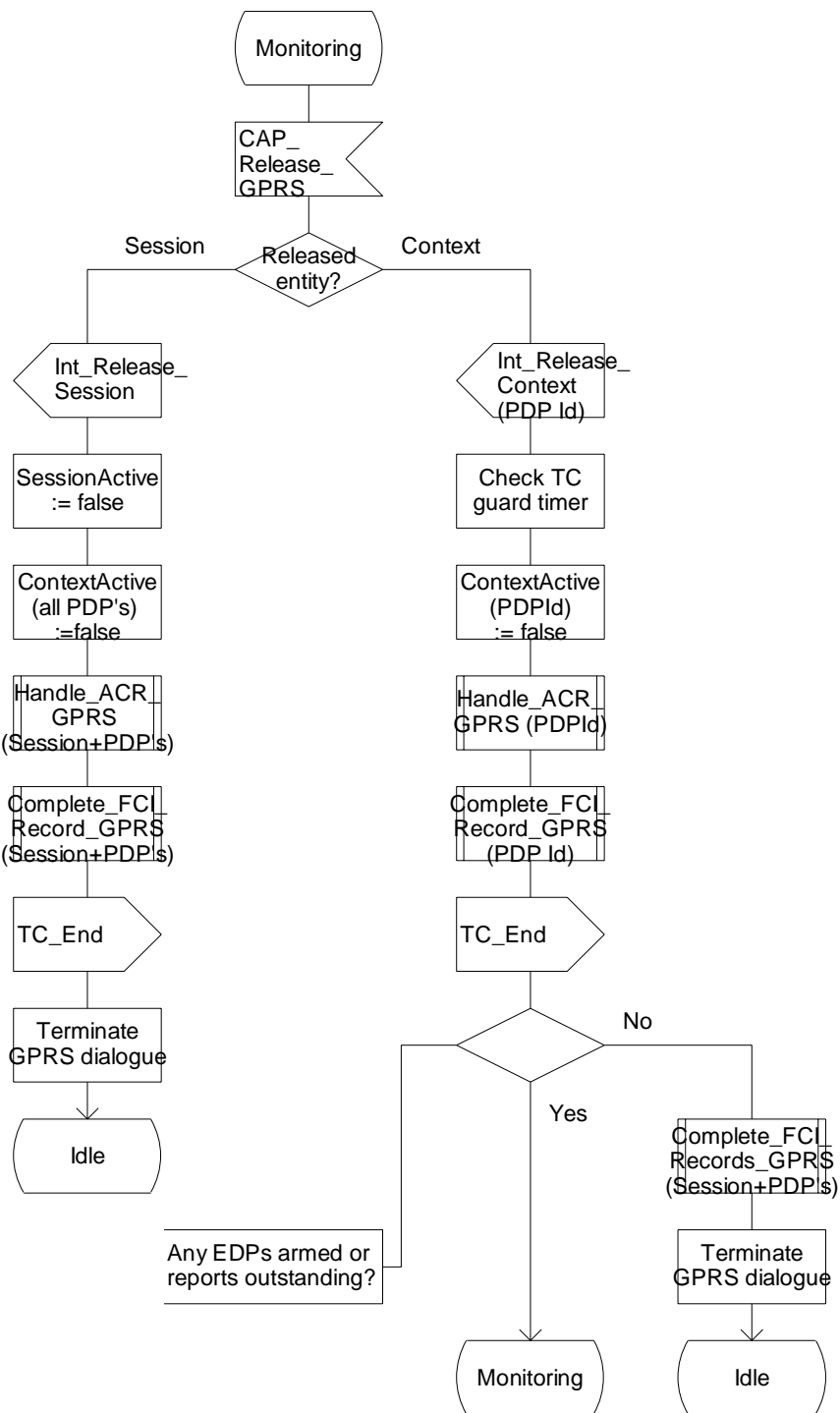


Figure 6.17m: Process GPRS_SSF (sheet 13)

Process GPRS_SSF

14(21)

/* Process in the gprsSSF for the handling of CAMEL interaction with a GPRS Session and PDP Context. */

/* Signals to/from the right are to/from the GPRS_Dialogue_Handler. */

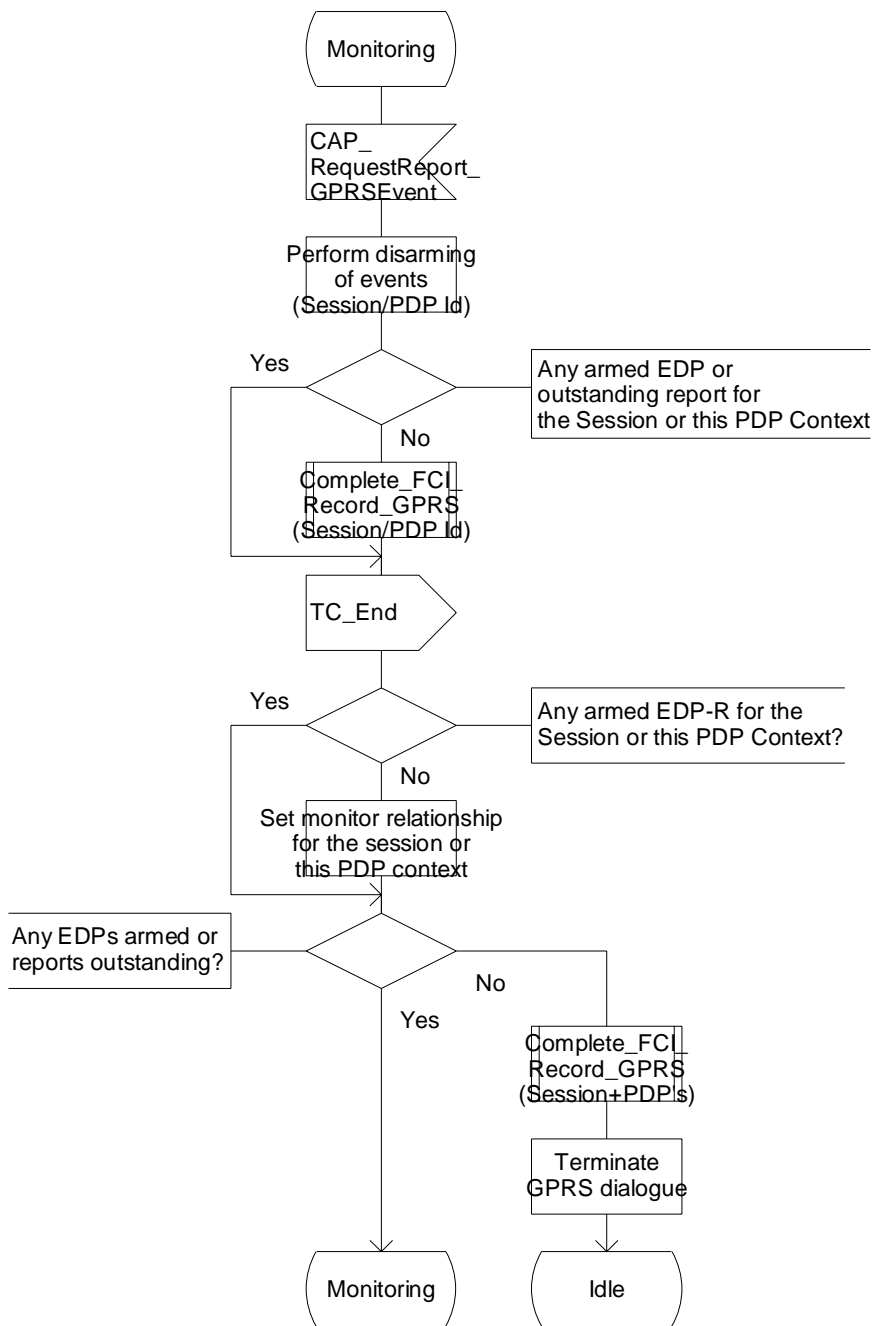


Figure 6.17n: Process GPRS_SSF (sheet 14)

Process GPRS_SSF

15(21)

/* Process in the gprsSSF for the handling of CAMEL interaction with a GPRS Session and PDP Context. */

/* Signals to/from the left are to/from the SGSN; signals to the right are to the GPRS_Dialogue_Handler. */

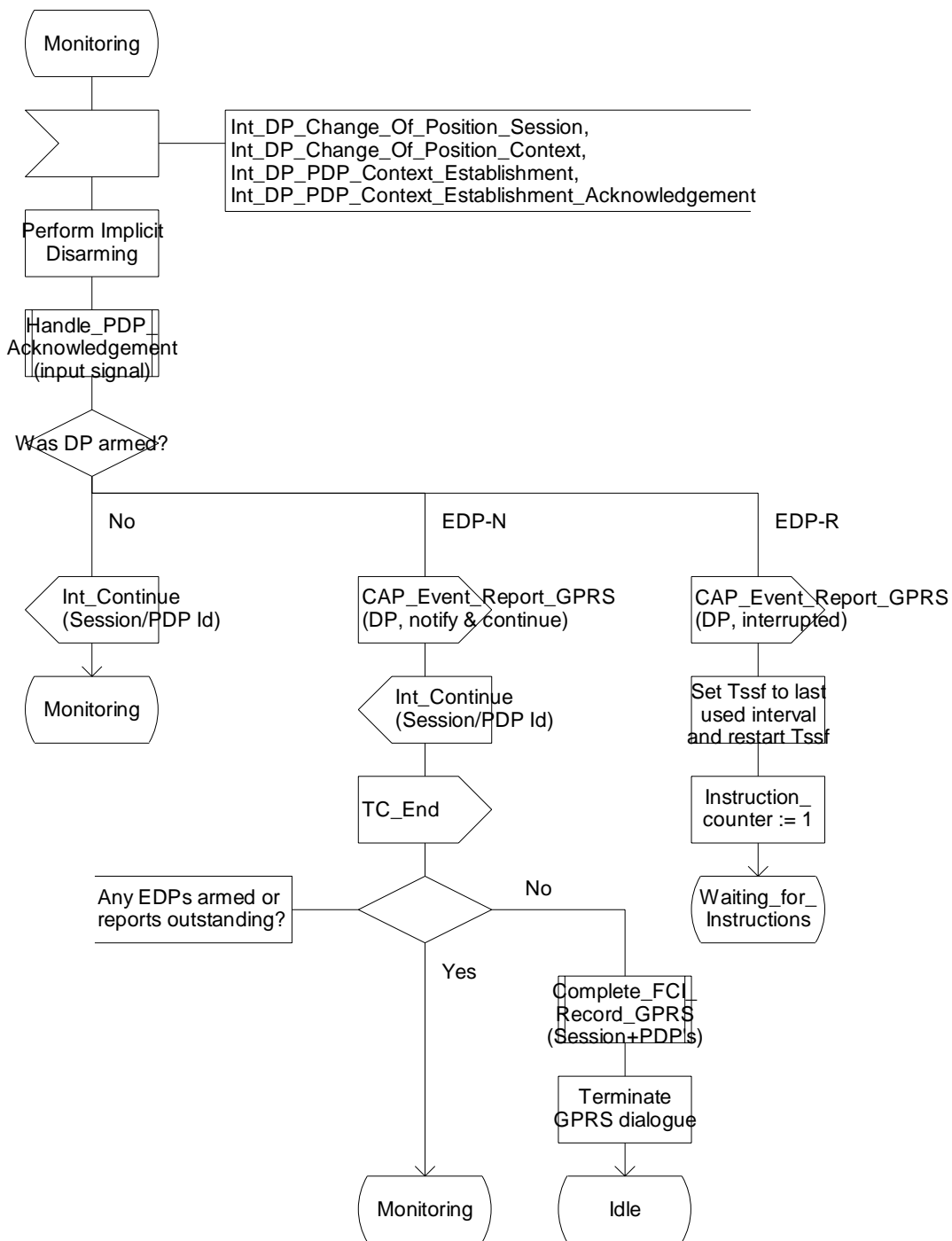


Figure 6.17o: Process GPRS_SSF (sheet 15)

Process GPRS_SSF

16(21)

/* Process in the gprsSSF for the handling of CAMEL interaction with a GPRS Session and PDP Context. */

/* Signals to/from the left are to/from the SGSN; signals to the right are to the GPRS_Dialogue_Handler. */

/* Note: Change Of Position Complete is reported as a Int_DP_PDP_Context_Disconnection with the cause 'Change of Position'. */

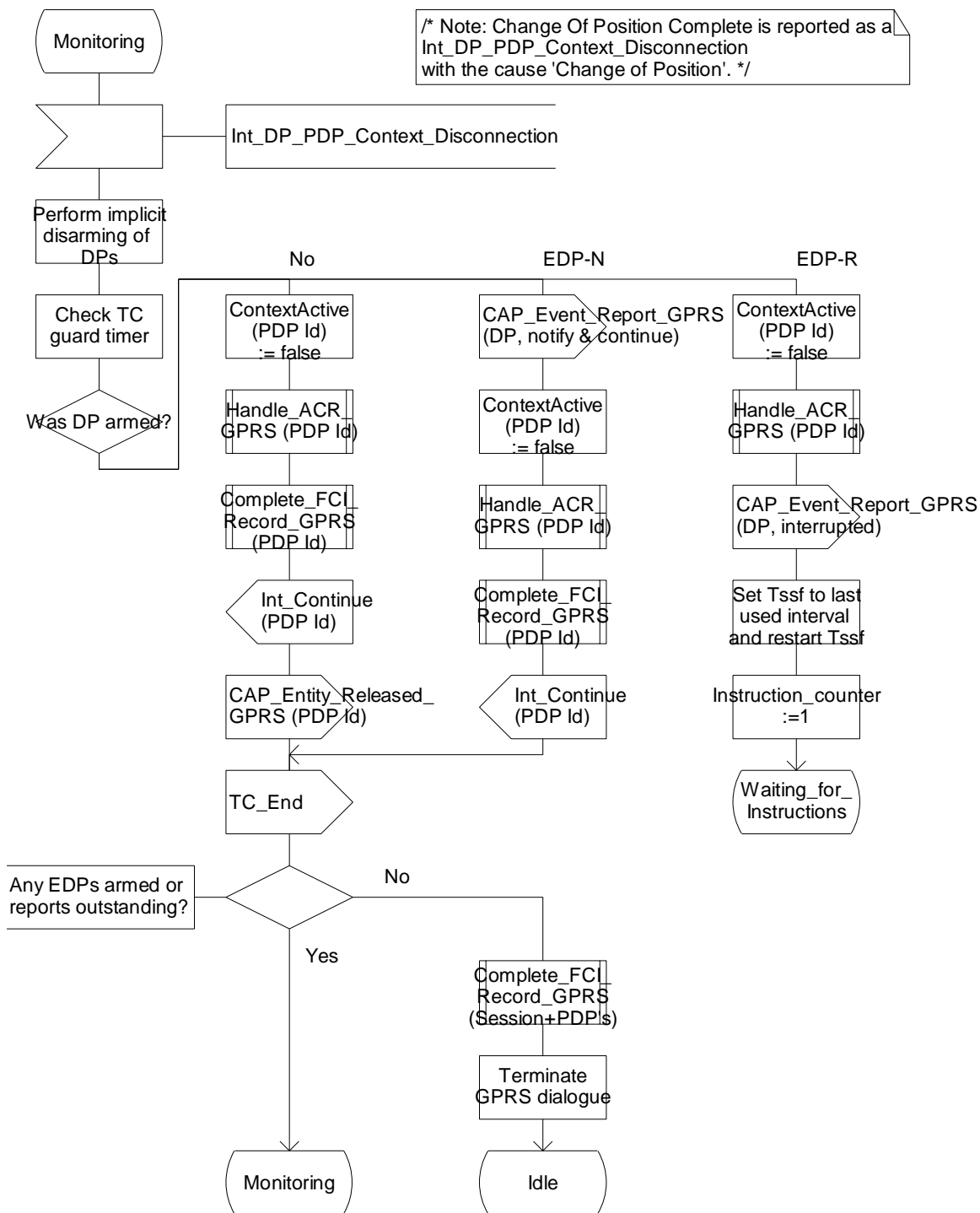


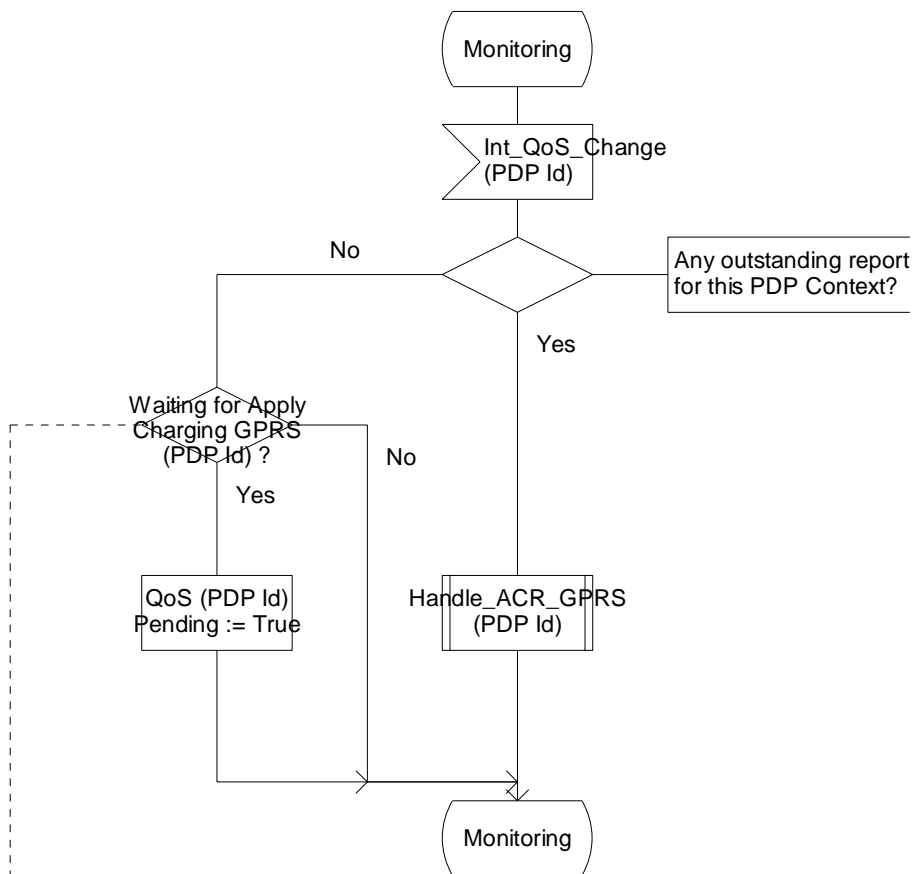
Figure 6.17p: Process GPRS_SSF (sheet 16)

Process GPRS_SSF

17(21)

/* Process in the gprsSSF for the handling of CAMEL interaction with a GPRS Session and PDP Context. */

/* Signal from the left is from the SGSN or internal GPRS_SSF.*/



gprsSSF shall check whether it is expecting an Apply Charging GPRS for this PDP Context

Figure 6.17q: Process GPRS_SSF (sheet 17)

Process GPRS_SSF

18(21)

/* Process in the gprsSSF for the handling of CAMEL interaction with a GPRS Session and PDP Context. */

/* Notes:
 - The period timers are received from an entity internal to the gprsSSF when the threshold has been reached.
 - The volume counters are received from an entity internal to the gprsSSF when the threshold has been reached.
 */

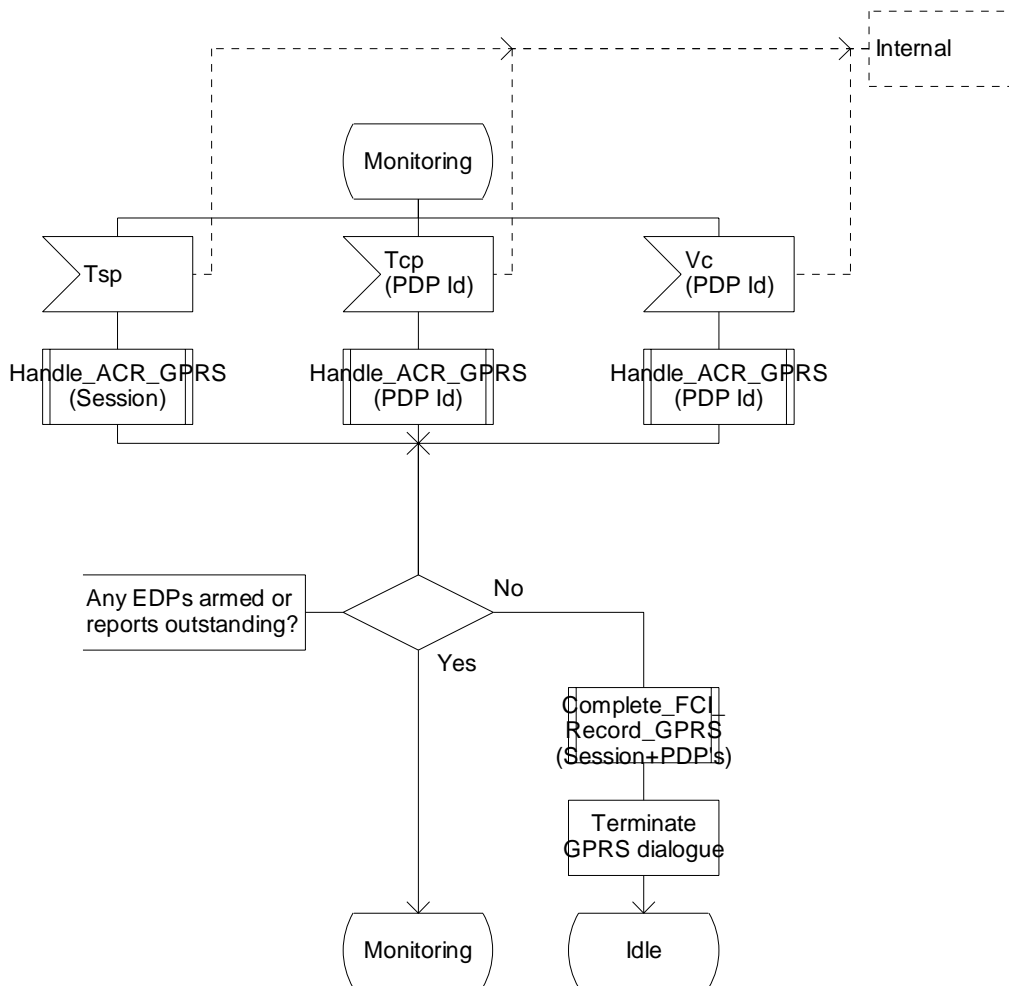


Figure 6.17r: Process GPRS_SSF (sheet 18)

Process GPRS_SSF

19(21)

/ Process in the gprsSSF for the handling of CAMEL interaction with a GPRS Session and PDP Context. */*

/ Signals to the right is to the GPRS_Dialogue_Handler */*

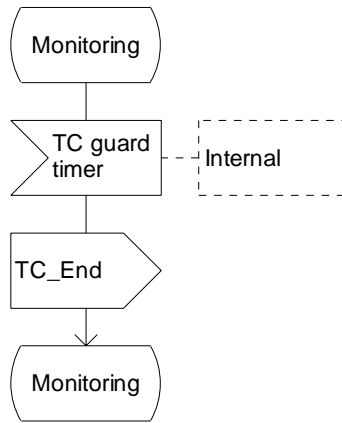


Figure 6.17s: Process GPRS_SSF (sheet 19)

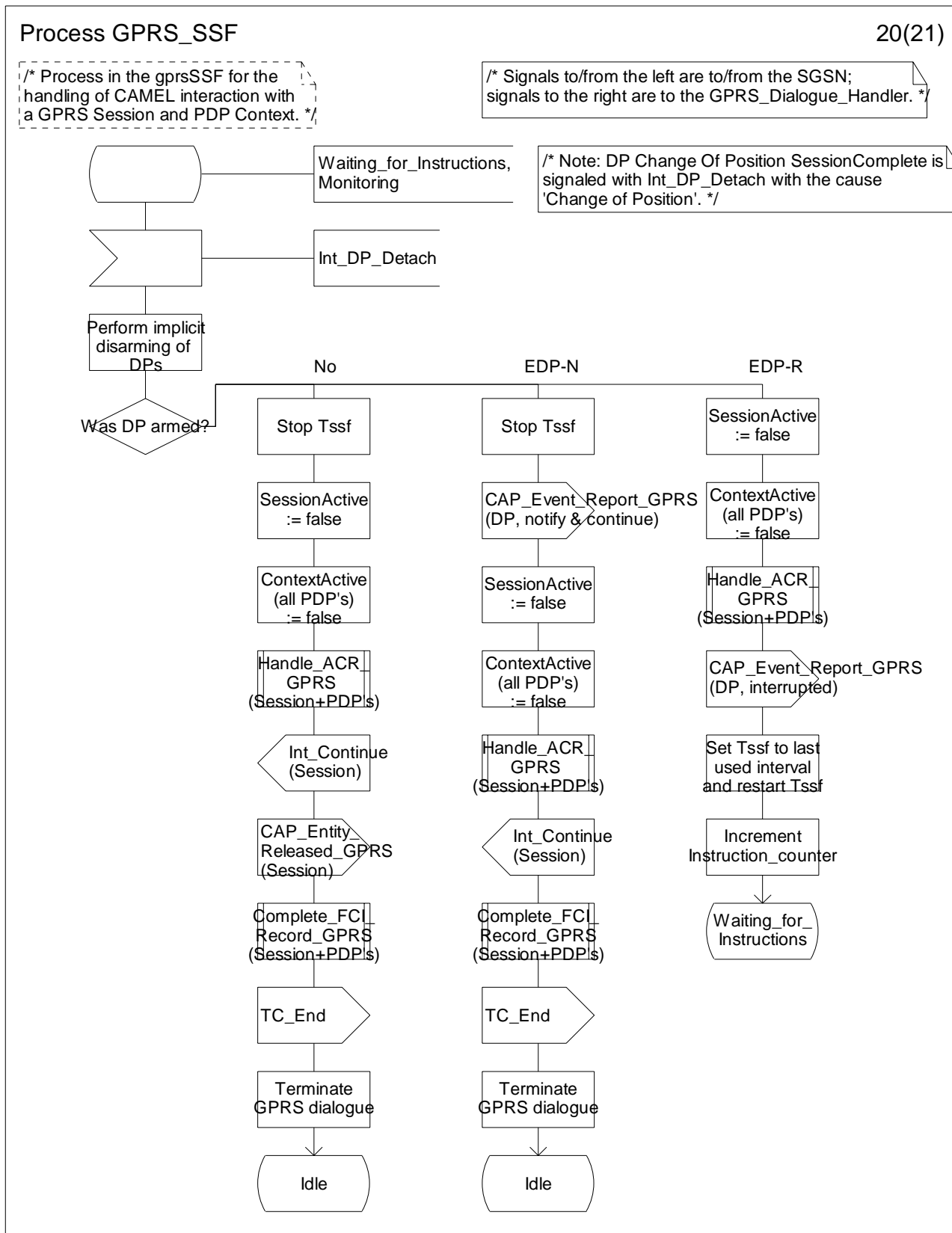


Figure 6.17t: Process GPRS_SSF (sheet 20)

Process GPRS_SSF

21(21)

/* Process in the gprsSSF for the handling of CAMEL interaction with a GPRS Session and PDP Context. */

/* Signals to the left are to the SGSN */

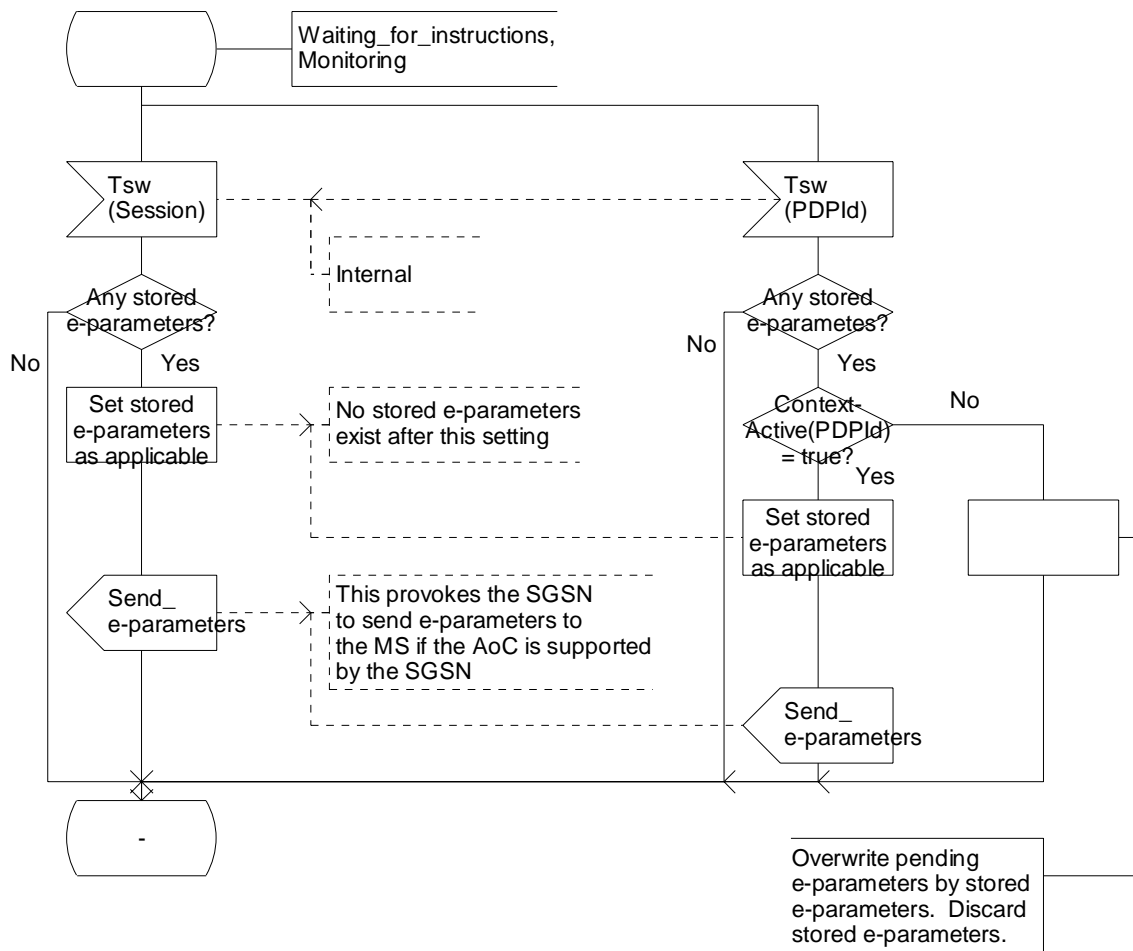


Figure 6.17u: Process GPRS_SSF (sheet 21)

Process GPRS_Dialogue_Handler

1(2)

/ Handling of GPRS dialogues */*

/ Signals to/from the left are to/from the gprsSSF; signals to/from the right are to/from the gsmSCF. */*

/ Messages are sent from the gprsSSF via the GPRS_Dialogue_Handler to the gsmSCF and vice versa. */*

/ A new GPRS Dialogue is created when a CAP_InitialDP_GPRS is to be sent. It is deleted by 'Terminate GPRS dialogue'. The receipt of TC-End signal closes the TCAP dialogue. */*

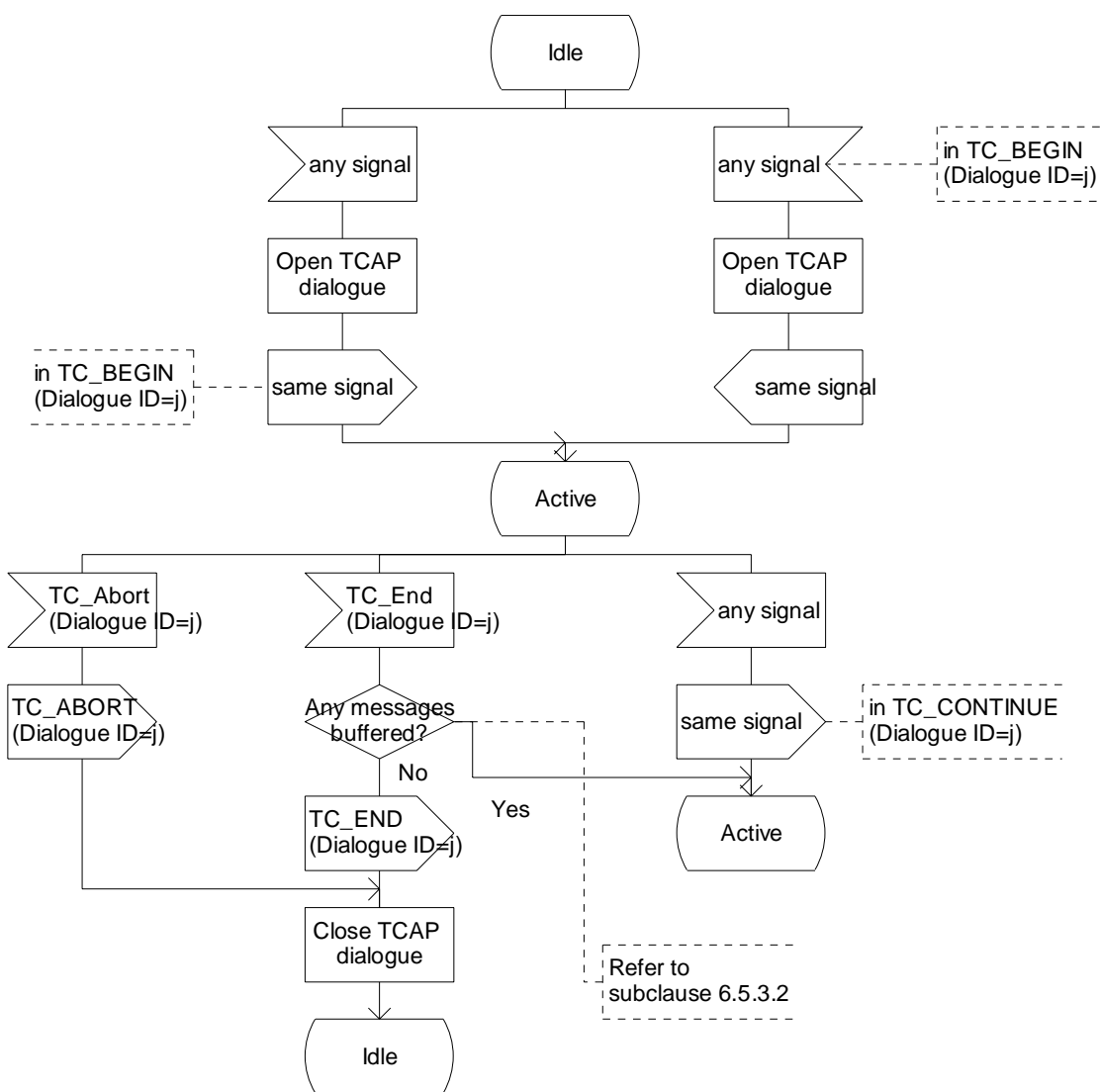


Figure 6.18a: Process GPRS_Dialogue_Handler (sheet 1)

Process GPRS_Dialogue_Handler

2(2)

/* Handling of GPRS dialogues */

/* Signals to/from the left are to/from the gprsSSF; signals to/from the right are to/from the gsmSCF. */

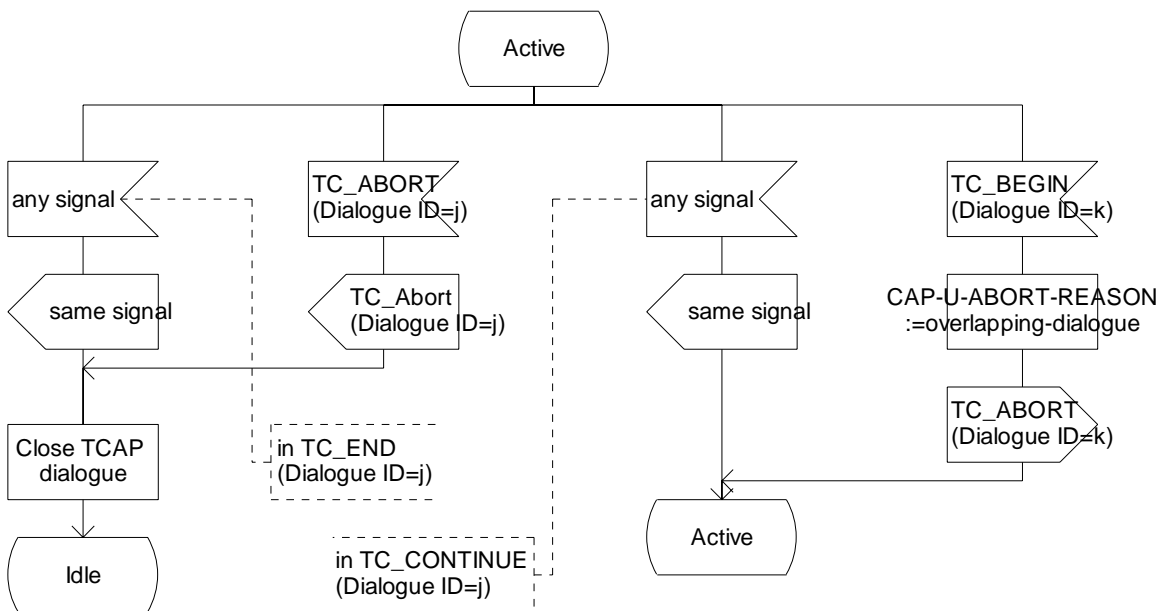


Figure 6.18b: Process GPRS_Dialogue_Handler (sheet 2)

Procedure Handle_AC_GPRS

1(3)

/* Procedure in the gprsSSF for handling of ApplyChargingGPRS. */

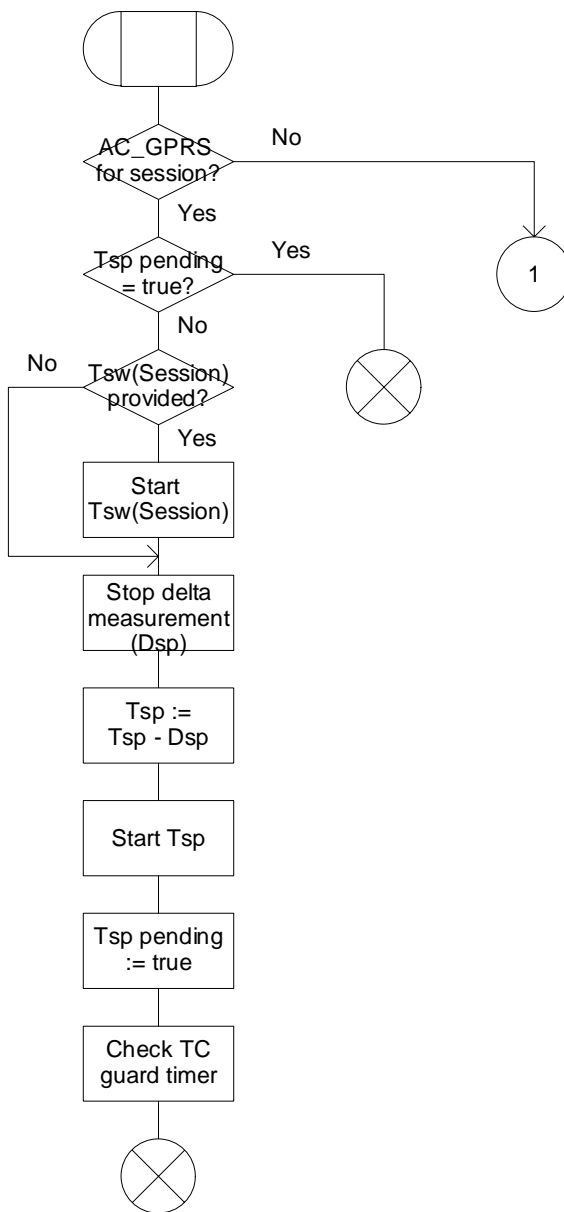


Figure 6.19a: Procedure Handle_AC_GPRS (sheet 1)

Procedure Handle_AC_GPRS

2(3)

/* Procedure in the gprsSSF for handling of ApplyChargingGPRS. */

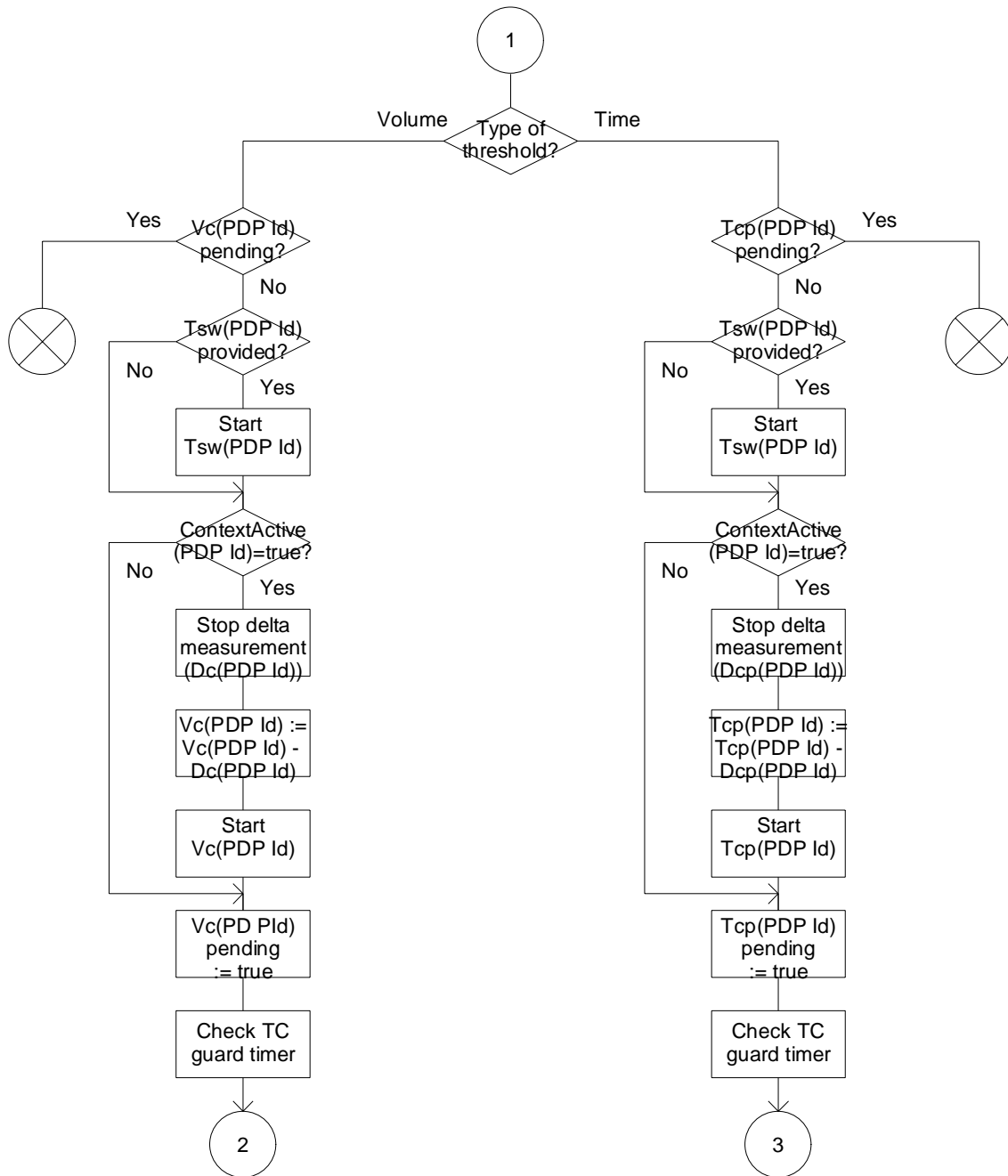


Figure 6.19b: Procedure Handle_AC_GPRS (sheet 2)

Procedure Handle_AC_GPRS

3(3)

/* Procedure in the gprsSSF for handling of ApplyChargingGPRS. */

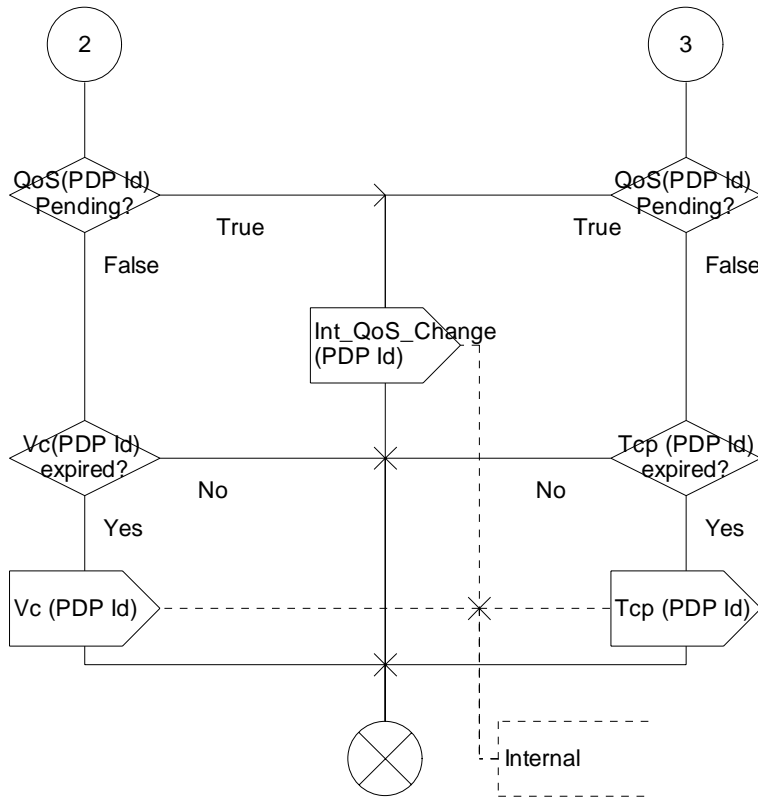


Figure 6.19c: Procedure Handle_AC_GPRS (sheet 3)

Procedure Handle_ACR_GPRS

1(2)

/* Procedure in the gprsSSF for handling of ApplyChargingReport. */

/* Signals to the right are to the GPRS_Dialogue_Handler. */

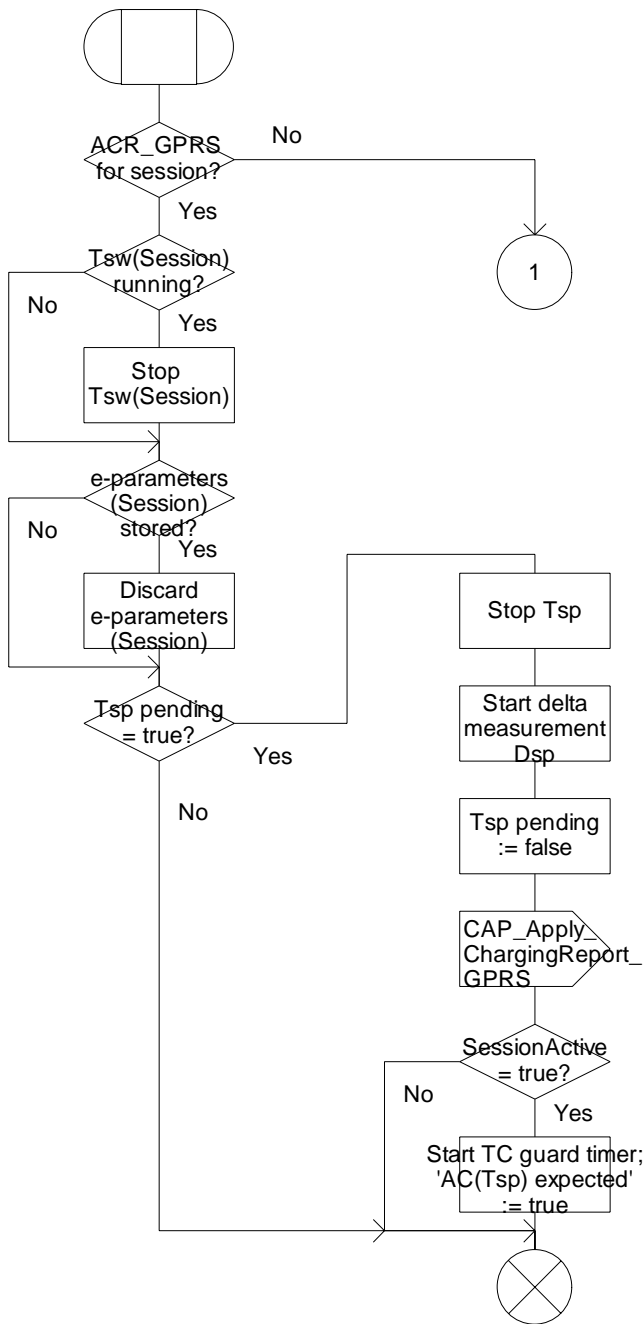


Figure 6.20a: Procedure Handle_ACR_GPRS (sheet 1)

Procedure Handle_ACR_GPRS

2(2)

/* Procedure in the gprsSSF for handling of ApplyChargingReport. */

/* Signals to the right are to the GPRS_Dialogue_Handler. */

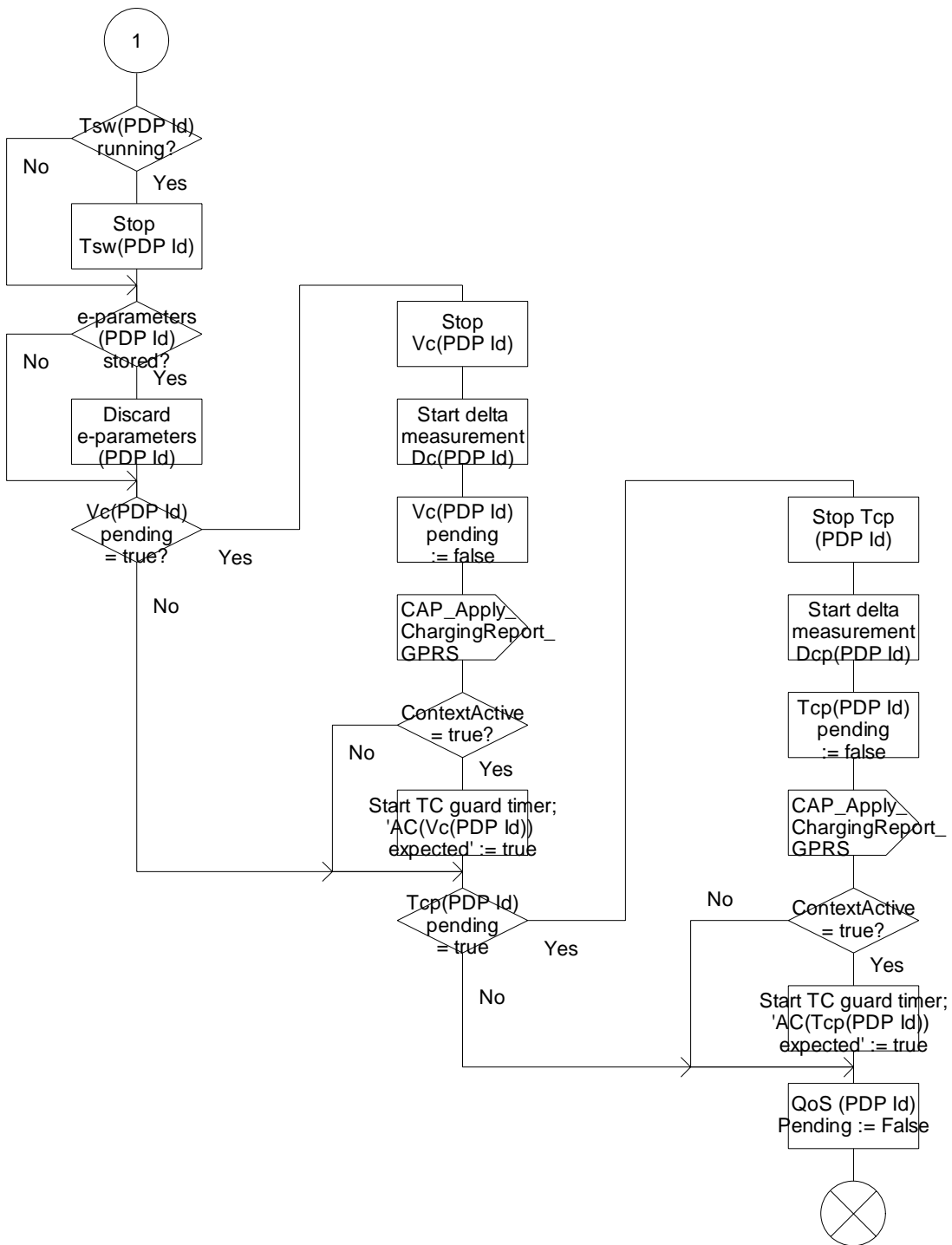


Figure 6.20b: Procedure Handle_ACR_GPRS (sheet 2)

Procedure Handle_FCI_GPRS

1(1)

/*Procedure in the gprsSSF to handle
FurnishChargingInformationGPRS*/

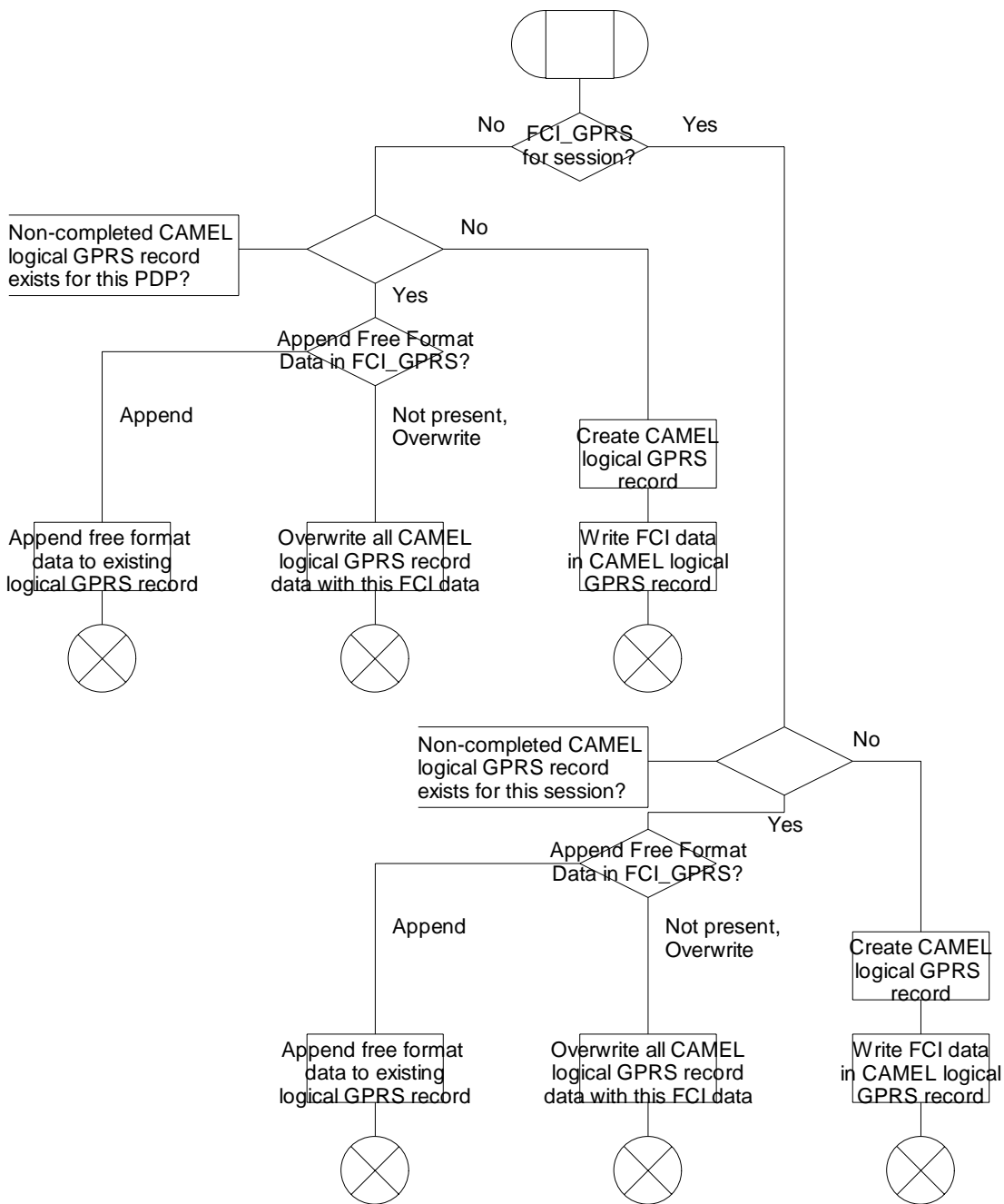


Figure 6.21: Procedure Handle_FCI_GPRS (sheet 1)

Procedure Complete_FCI_Record_GPRS

1(1)

/* Procedure in the gprsSSF to write Furnish Charging Information data to a PDP context for the specified PDP Id, or session. */

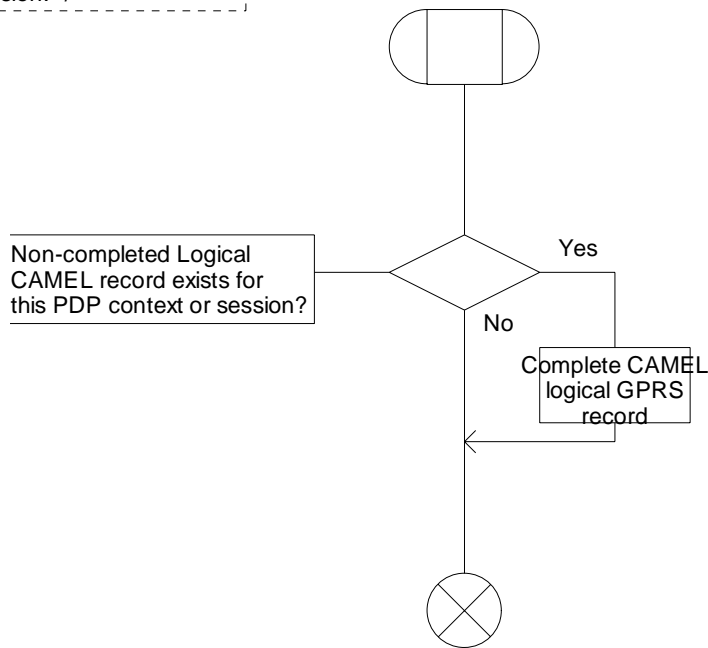


Figure 6.22a: Procedure Complete_FCI_Record_GPRS (sheet 1)

Procedure Handle_SCI_GPRS

1(3)

/* Procedure in the gprsSSF for handling of SendChargingInformationGPRS> Refer also to subclause 6.5.3.6. */

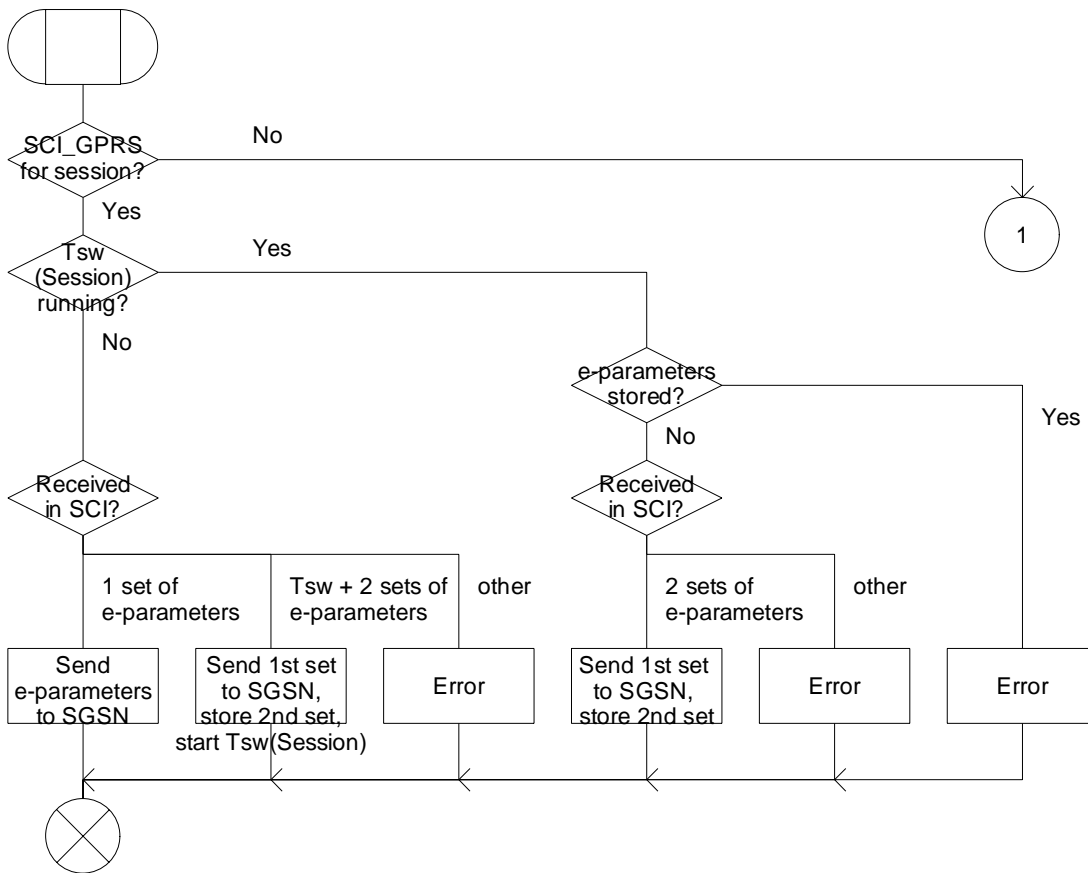


Figure 6.23a: Procedure Handle_SCI_GPRS (sheet 1)

Procedure Handle_SCI_GPRS

2(3)

/* Procedure in the gprsSSF for handling of
SendChargingInformationGPRS>
Refer also to subclause 6.5.3.6. */

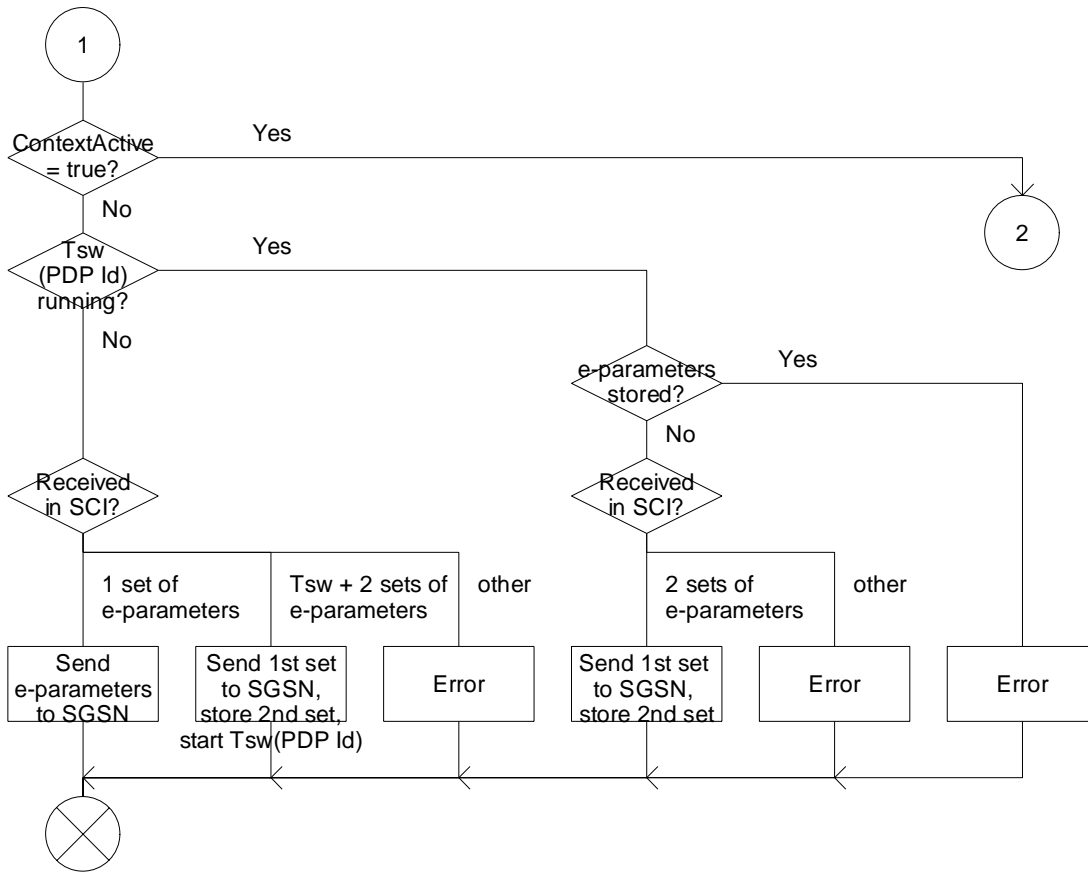


Figure 6.23b: Procedure Handle_SCI_GPRS (sheet 2)

Procedure Handle_SCI_GPRS

3(3)

/* Procedure in the gprsSSF for handling of SendChargingInformationGPRS> Refer also to subclause 6.5.3.6. */

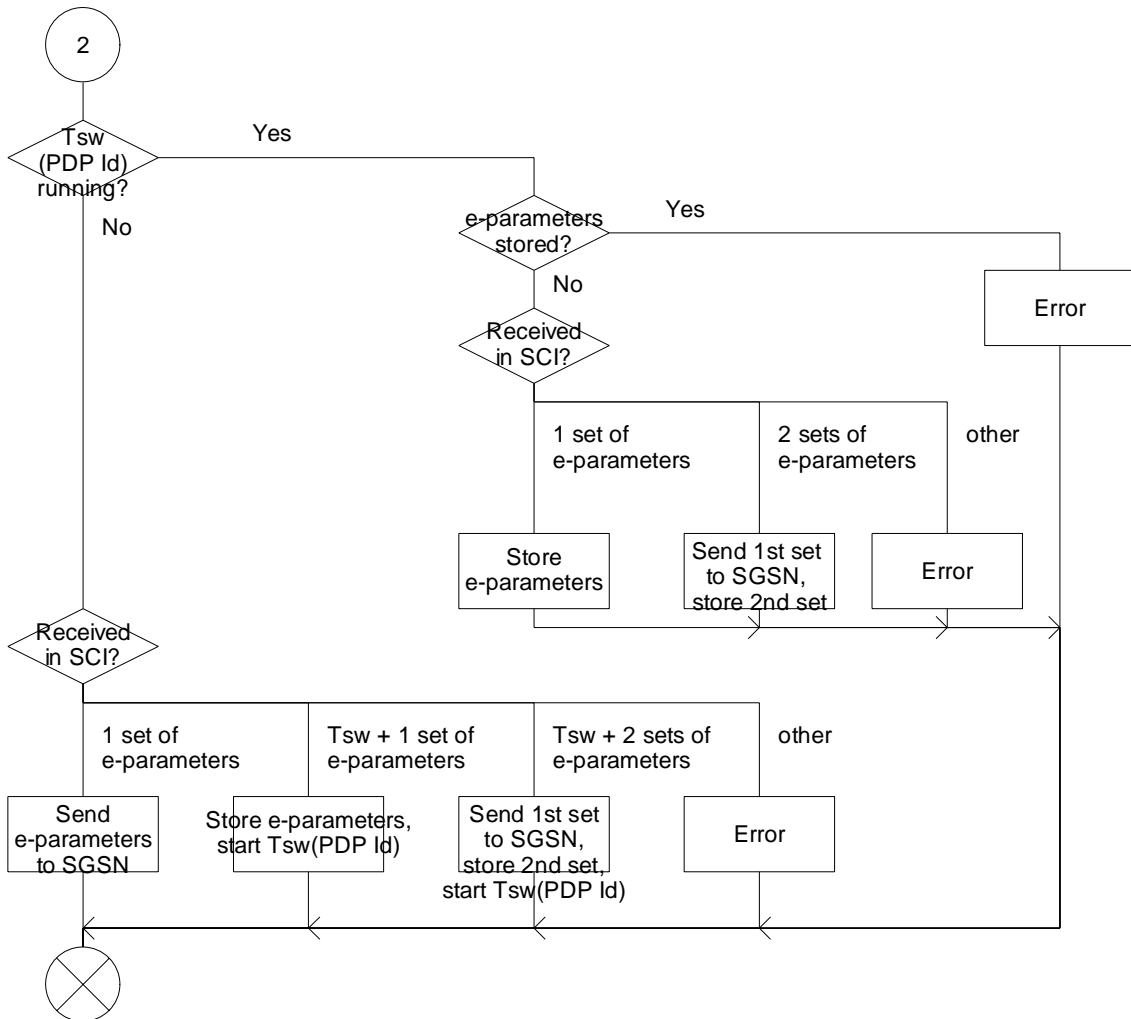


Figure 6.23c: Procedure Handle_SCI_GPRS (sheet 3)

Procedure Handle_PDP_Acknowledgement

1(1)

/* Procedure in the gprsSSF for the handling of PDP Context Acknowledgement. */

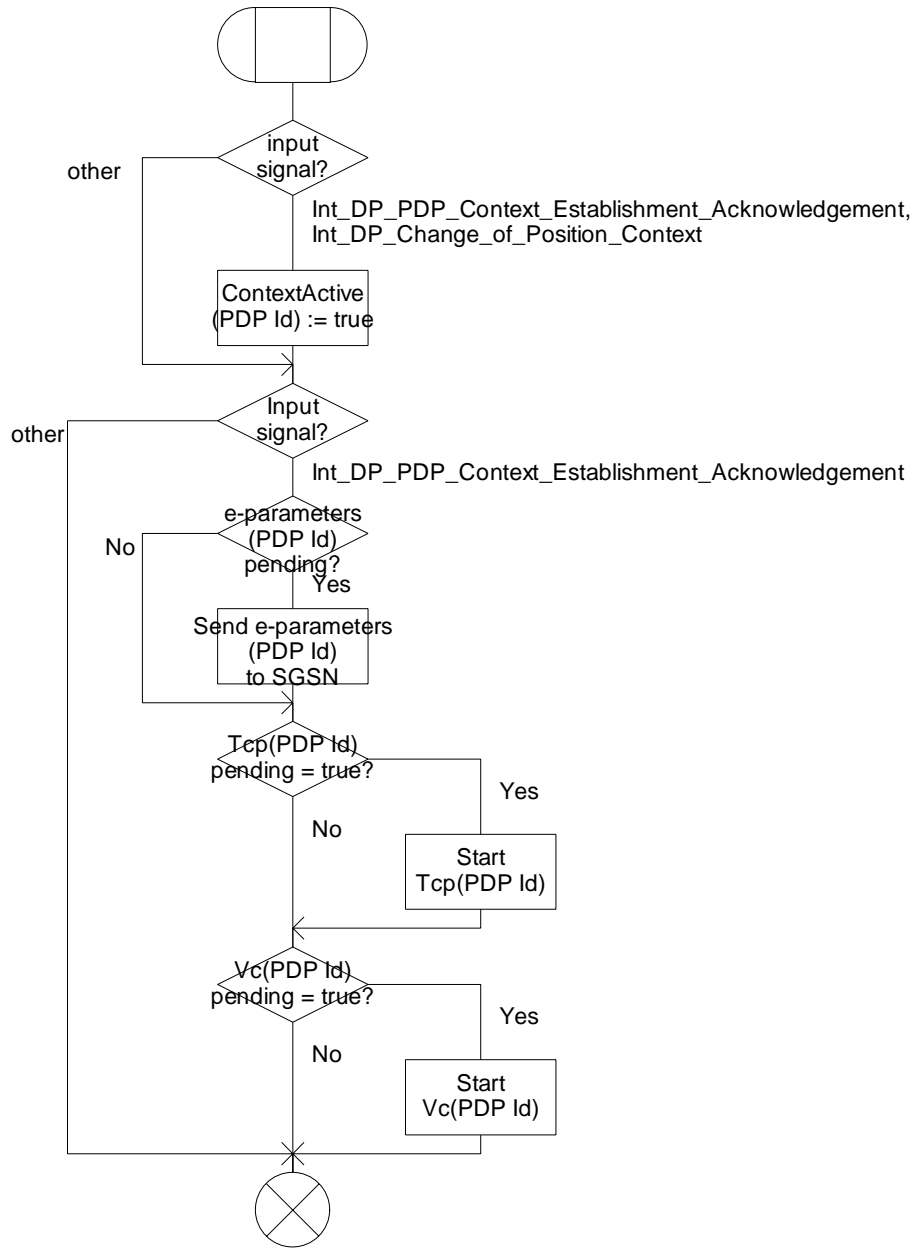


Figure 6.24: Procedure Handle_PDP_Acknowledgement (sheet 1)

6.6 Description of information flows

This clause contains the detailed description of the information flows used by CAMEL.

Each Information Element (IE) is marked as Mandatory (M), Conditional (C), Optional (O) or Not applicable (-). This categorization is a functional classification, i.e. stage 2 information and not a stage 3 classification to be used for the ASN.1 syntax of the protocol.

Details of errors and exceptions to these rules are specified in 3GPP TS 29.002 [4] and 3GPP TS 29.078 [5].

6.6.1 gprsSSF to gsmSCF Information Flows

6.6.1.1 Activity Test GPRS Ack

6.6.1.1.1 Description

This IF is the response to the Activity Test GPRS.

6.6.1.1.2 Information Elements

This IF contains no information elements.

6.6.1.2 Apply Charging Report GPRS

6.6.1.2.1 Description

This IF is used by the gprsSSF to report to the gsmSCF the information requested in the Apply Charging GPRS IF. In addition, this IF is used to notify the gsmSCF of changes in QoS. Note that there are several possible QoS profiles defined by the combinations of the different QoS attributes as defined in 3GPP TS 23.060 [11]. A PLMN may only support and charge on a limited subset of those QoS. It is recommended that changes in QoS are only reported in Apply Charging Report GPRS for those QoS profiles.

6.6.1.2.2 Information Elements

The following information elements are required:

Information element name	Required	Description
GPRS Reference Number	C	This IE consists of a number assigned by the gprsSSF and a number assigned by the gsmSCF. It is used for TCAP dialogue segmentation. Refer to 3GPP TS 29.078 [5] for the usage of this element.
Charging Result	M	This IE contains the charging information for the PDP provided by the gprsSSF. It is a choice between elapsed time and data volume.
Quality of Service	C	This IE is described in the table below.
Active	M	This IE indicates if the GPRS session or PDP context is still established, or if it has been detached or deactivated.
PDP ID	C	This IE identifies the PDP Context to which the IF applies. Scenario 1: If no PDP Id is present in the IF, then the Apply Charging Report GPRS applies to the GPRS Session. If a PDP Id is present in the IF, then the Apply Charging Report GPRS applies to the indicated PDP Context. Scenario 2: No PDP Id is used in the IF.
Charging Roll Over	C	This IE indicates which parameter(s) of the <i>Charging Result</i> have overflowed. Refer to 3GPP TS 29.078 [5] for the usage of this element. NOTE: It is possible that early implementations of the gprsSSF do not support this information element.
M	Mandatory (The IE shall always be sent).	
C	Conditional (The IE shall be sent, if available).	

Quality of Service contains the following information element:

Information element name	Required	Description
Negotiated QoS	C	This IE identifies the QoS which was negotiated between the user, the SGSN and the GGSN, as a result of a "Modify PDP Context" request. This IE shall be included only if sending of the Apply Charging Report GPRS was triggered by a change in Quality of Service. This IE shall contain the negotiated QoS as on the time of sending the Apply Charging Report GPRS.
C	Conditional (The IE shall be sent, if available).	

6.6.1.3 Entity Released GPRS

6.6.1.3.1 Description

This IF is used by the gprsSSF to inform the gsmSCF at any phase that a GPRS Session has been detached or a PDP Context has been disconnected without reporting any EDP.

6.6.1.3.2 Information Elements

The following information elements are required:

Information element name	Required	Description
GPRS Reference Number	C	This IE consists of a number assigned by the gprsSSF and a number assigned by the gsmSCF. It is used for TCAP dialogue segmentation. Refer to 3GPP TS 29.078 [5] for the usage of this element.
GPRS Cause	M	This IE contains the Cause value indicating the reason for the GPRS Session Detach event or the PDP Context Disconnection event.
PDP ID	C	This IE identifies the PDP Context to which the IF applies. Scenario 1: If no PDP Id is present in the IF, then the Entity Released GPRS applies to the GPRS Session. If a PDP Id is present in the IF, then the Entity Released GPRS applies to the indicated PDP Context. Scenario 2: No PDP Id is used in the IF.
M	Mandatory (The IE shall always be sent).	
C	Conditional.	

6.6.1.4 Event Report GPRS

6.6.1.4.1 Description

This IF is used to notify the gsmSCF of a GPRS event previously requested by the gsmSCF in a Request Report GPRS Event IF.

6.6.1.4.2 Information Elements

The following information elements are required:

Information element name	Required	Description
GPRS Reference Number	C	This IE consists of a number assigned by the gprsSSF and a number assigned by the gsmSCF. It is used for TCAP dialogue segmentation. Refer to 3GPP TS 29.078 [5] for the usage of this element.
GPRS Event type	M	This IE specifies the type of event that is reported.
Misc GPRS Info	M	This IE indicates the DP type (EDP-N or EDP-R).
GPRS Event Specific Information	M	This IE contains information specific to the reported event.
PDP ID	C	This IE identifies the PDP Context to which the IF applies. Scenario 1: If no PDP Id is present in the IF, then the Event Report GPRS applies to the GPRS Session. If a PDP Id is present in the IF, then the Event Report GPRS applies to the indicated PDP Context. Scenario 2: No PDP Id is used in the IF.
M	Mandatory (The IE shall always be sent).	
C	Conditional (The IE shall be sent, if available).	

If the *GPRS Event type* contains DP Change of Position GPRS Session, then the GPRS Event Specific Information IE contains the following information elements:

Information element name	Required	Description
Location Information in SGSN	M	See clause 7.6.1.2.2.
M	Mandatory (The IE shall always be sent).	

If the *GPRS Event type* contains DP Change of Position Context, then the GPRS Event Specific Information IE contains the following information elements:

Information element name	Required	Description
Access Point Name	C1	This IE identifies the Access Point Name to which the MS is connected.
Charging ID	C1	This IE contains the Charging ID received from the GGSN for the PDP context.
Location Information in SGSN	M	See clause 7.6.1.2.2.
End User Address	C1	See clause 6.6.1.5.2.
Quality Of Service	C1	This IE is described in the table below.
Time and Time Zone	C1	This IE contains the time that the gprsSSF met the detection point, and the time zone the gprsSSF resides in.
GGSN Address	C1	This IE contains the GGSN address for control plane to which the MS is connected, see 3GPP TS 23.003 [37].
M	Mandatory (The IE shall always be sent).	
C1	Conditional (The IE shall be sent, if available at inter-SGSN routing area update. Shall not be sent at intra-SGSN routing area update).	

If the *GPRS Event type* contains DP Detach or DP PDP context disconnection, then the GPRS Event Specific Information IE contains the following information elements:

Information element name	Required	Description
Initiating Entity	M	This IE identifies the entity that has initiated the disconnection or detachment.
Routeing Area Update	C	This IE indicates that the Detach or Disconnection is due to inter-SGSN routeing area update.
M	Mandatory (The IE shall always be sent).	
C	Optional (The IE shall be sent, if applicable).	

If the *GPRS Event type* contains DP PDP context establishment, then the GPRS Event Specific Information IE contains the following information elements:

Information element name	Required	Description
Access Point Name	C	This IE identifies the Access Point Name the MS has requested to connect to.
End User Address	C	See clause 6.6.1.5.2.
Quality Of Service	M	This IE is described in the table below.
Location Information in SGSN	M	See clause 7.6.1.2.2.
Time and Time Zone	M	This IE contains the time that the gprsSSF met the detection point, and the time zone the gprsSSF resides in.
PDP Initiation Type	M	This IE indicates whether a PDP context was established as a result of a network-initiated request or as a result of a subscriber request.
Secondary PDP context	C	This IE indicates that the PDP context activation was requested for a secondary PDP context. See 3GPP TS 23.060 [11].
M	Mandatory (The IE shall always be sent).	
C	Conditional (The IE shall be sent, if available).	

If the *GPRS Event type* contains DP PDP context establishment acknowledgement, then the GPRS Event Specific Information IE contains the following information elements:

Information element name	Required	Description
Access Point Name	M	This IE identifies the Access Point Name to which the MS is connected.
Charging ID	M	This IE contains the Charging ID received from the GGSN for the PDP context.
End User Address	M	See clause 6.6.1.5.2.
Quality Of Service	M	This IE is described in the table below.
Location Information in SGSN	M	See clause 7.6.1.2.2.
Time and Time Zone	M	This IE contains the time that the gprsSSF met the detection point, and the time zone the gprsSSF resides in.
GGSN Address	M	This IE contains the GGSN address for control plane to which the MS is connected, see 3GPP TS 23.003 [37].
M	Mandatory (The IE shall always be sent).	

Quality of Service contains the following information elements:

Information element name	Required	Description
Requested QoS	C	This IE identifies the QoS requested by the subscriber for the PDP Context. It shall be included if the EventReportGPRS is sent at PDP Context Establishment, at PDP Context Establishment Acknowledgement and at Change of Position Context.
Subscribed QoS	C	This IE identifies the subscribed QoS. It shall be included if the EventReportGPRS is sent at PDP Context Establishment, at PDP Context Establishment Acknowledgement and at Change of Position Context.
Negotiated QoS	C	This IE identifies the QoS which was negotiated between the user, the SGSN and the GGSN. It shall be included if the EventReportGPRS is sent at PDP Context Establishment Acknowledgement and at Change of Position Context.
C	Conditional (The IE shall be sent, if available).	

6.6.1.5 Initial DP GPRS

6.6.1.5.1 Description

This IF is generated by the gprsSSF when a trigger is detected at a DP in the GPRS state models, to request instructions from the gsmSCF.

6.6.1.5.2 Information Elements

The following information elements are required:

Information element name	Required	Description
GPRS Reference Number	M	This IE consists of a number assigned by the gprsSSF. It is used for TCAP dialogue segmentation. Refer to 3GPP TS 29.078 [5] for the usage of this element.
ServiceKey	M	This IE indicates to the gsmSCF the requested CAMEL Service. It is used to address the required application/SLP within the gsmSCF.
GPRS Event Type	M	This IE indicates the armed GPRS DP event resulting in the Initial Data Event IF.
MSISDN	M	This IE contains the basic MSISDN of the MS.
IMSI	M	This IE identifies the mobile subscriber.
Time and Time zone	M	This IE contains the time that the gprsSSF was triggered, and the time zone the gprsSSF resides in.
GPRS MS Class	C	This IE contains the MS network and radio access capabilities.
End User Address	C	Described in a table below.
Quality of Service	C	This IE is described in the table below.
Access Point Name	C	This IE identifies the Access Point Name: - At DP Change Of Position Context contains the selected APN. - AT DP PDP Context Establishment contains the APN which the MS has requested. - AT DP PDP Context Establishment Acknowledgement contains the selected APN.
Charging ID	C	This IE contains the Charging ID received from the GGSN for the PDP context.
SGSN Capabilities	C	This IE specifies the capabilities of the SGSN node to support the CAMEL interwork, e.g. support of Advice of Charge.
Location Information in SGSN	M	This IE is described in the clause 7.6.1.2.2.
PDP Initiation Type	C	This IE indicates whether a PDP context was established as a result of a network-initiated request or as a result of a subscriber request.
GGSN Address	C	This IE contains the GGSN address for control plane to which the MS is connected, see 3GPP TS 23.003 [37].
Secondary PDP context	C	This IE indicates that the PDP context activation was requested for a secondary PDP context. See 3GPP TS 23.060 [11].
M	Mandatory (The IE shall always be sent).	
C	Conditional (The IE shall be sent, if available).	

Quality of Service contains the following information elements:

Information element name	Required	Description
Requested QoS	C	This IE identifies the QoS requested by the subscriber for a new PDP Context. It shall be included if the InitialDPGPRS is sent at PDP Context Establishment, at PDP Context Establishment Acknowledgement and at Change of Position Context.
Subscribed QoS	C	This IE identifies the subscribed QoS. It shall be included if the InitialDPGPRS is sent at PDP Context Establishment, at PDP Context Establishment Acknowledgement and at Change of Position Context.
Negotiated QoS	C	This IE identifies the QoS which was negotiated between the user, the SGSN and the GGSN. It shall be included if the InitialDPGPRS is sent at PDP Context Establishment Acknowledgement and at Change of Position Context.
C	Conditional (The IE shall be sent, if available).	

End User Address shall be populated as follows:

- At DP Change Of Position Context in an Inter-SGSN Routing Area Update: InitialDPGPRS and EventReportGPRS contain the selected value.
- At DP PDP Context Establishment: InitialDPGPRS and EventReportGPRS contain the value which the MS has requested.

- At DP PDP Context Establishment Acknowledgement: InitialDPGPRS and EventReportGPRS contain the selected value. Note that the PDP Address is not always available at this DP.

For details see 3GPP TS 23.060 [11].

End User Address contains the following information elements:

Information element name	Required	Description
PDP Type Organization	C	This IE identifies the PDP Type Organisation (e.g. IETF).
PDP Type Number	C	This IE identifies the PDP type, e.g. IPv4 or IPv6.
PDP Address	C	This IE identifies the address of the subscriber for a new PDP Context.
C	Conditional (The IE shall be sent, if available).	

6.6.2 gsmSCF to gprsSSF Information Flows

6.6.2.1 Activity Test GPRS

6.6.2.1.1 Description

This IF is used to check for the continued existence of a relationship between the gsmSCF and gprsSSF. If the relationship is still in existence, then the gprsSSF will respond. If no reply is received, then the gsmSCF will assume that the gprsSSF has failed in some way and will take the appropriate action.

6.6.2.1.2 Information Elements

The following information elements are required:

Information element name	Required	Description
GPRS Reference Number	C	This IE consists of a number assigned by the gprsSSF and a number assigned by the gsmSCF. It is used for TCAP dialogue segmentation. Refer to 3GPP TS 29.078 [5] for the usage of this element.
C	Conditional.	

6.6.2.2 Apply Charging GPRS

6.6.2.2.1 Description

This IF is used for interacting from the gsmSCF with the gprsSSF charging mechanisms to control the charging of a GPRS session or a PDP Context.

6.6.2.2.2 Information Elements

The following information elements are required:

Information element name	Required	Description
GPRS Reference Number	C	This IE consists of a number assigned by the gprsSSF and a number assigned by the gsmSCF. It is used for TCAP dialogue segmentation. Refer to 3GPP TS 29.078 [5] for the usage of this element.
Charging Characteristics	M	This IE specifies the charging related information to be provided by the gprsSSF and the conditions on which this information has to be provided back to the gsmSCF. It is a choice between granted volume and granted time for the data transfer. Time charging may be applied to GPRS Session or PDP Contexts; volume charging may be applied to PDP Contexts only.
Tariff Switch Interval	O	This information element specifies the time duration until the next tariff switch occurrence.
PDP ID	C	This IE identifies the PDP Context to which the IF applies. Scenario 1: If no PDP Id is present in the IF, then the Apply Charging GPRS applies to the GPRS Session. If a PDP Id is present in the IF, then the Apply Charging GPRS applies to the indicated PDP Context. Scenario 2: No PDP Id is used in the IF.
M	Mandatory (The IE shall always be sent).	
O	Optional (Service logic dependent).	
C	Conditional (The IE shall be sent, if available).	

6.6.2.3 Apply Charging Report GPRS Ack

6.6.2.3.1 Description

This IF is the response to the Apply Charging Report GPRS.

6.6.2.3.2 Information Elements

This IF contains no information elements.

6.6.2.4 Cancel GPRS

6.6.2.4.1 Description

This IF is used by the gsmSCF to request the gprsSSF to cancel all EDPs and reports.

6.6.2.4.2 Information Elements

The following information elements are required:

Information element name	Required	Description
GPRS Reference Number	C	This IE consists of a number assigned by the gprsSSF and a number assigned by the gsmSCF. It is used for TCAP dialogue segmentation. Refer to 3GPP TS 29.078 [5] for the usage of this element.
PDP ID	C	This IE identifies the PDP Context to which the IF applies. Scenario 1: If no PDP Id is present in the IF, then all pending reports of the GPRS Session and all pending reports of the PDP Contexts shall be cancelled and all armed events of the GPRS Session, all armed events of the PDP Contexts and all generically armed events shall be disarmed. If a PDP Id is present in the IF, then all pending reports of the indicated PDP Context shall be cancelled and all armed events of the indicated PDP Context shall be disarmed. Scenario 2: No PDP Id is used in the IF.
C	Conditional.	

6.6.2.5 Connect GPRS

6.6.2.5.1 Description

This IF is used by the gsmSCF to request the gprsSSF to modify the APN used when establishing a PDP Context. This IF shall not be used for a secondary PDP context or for a network initiated PDP context.

6.6.2.5.2 Information Elements

The following information elements are required:

Information element name	Required	Description
Access Point Name	M	This IE contains the Access Point Name (APN) to be used when establishing the PDP Context. The gsmSCF should provide an APN which is allowed by the served subscriber's subscription. The APN provided by the gsmSCF is used for selecting the primary PDP context as specified in 3GPP TS 23.060 [11]. The gsmSCF provided APN may consist of Network Identity (NI) only, or Network Identity and Operator Identity (OI). The APN provided by the gsmSCF replaces entirely the APN requested by the MS. If the gsmSCF does not provide OI in APN then the SGSN selects the OI independent of MS.
PDP Id	C	This IE identifies the PDP Context to which the IF applies. Scenario 1: There shall always be a PDP Id present in this IF. The PDP Id indicates the PDP Context to which the Connect GPRS applies. Scenario 2: No PDP Id is used in the IF.
M	Mandatory (The IE shall always be sent).	
C	Conditional.	

6.6.2.6 Continue GPRS

6.6.2.6.1 Description

This information flow requests the gprsSSF to proceed with processing at the DP at which it previously suspended processing to await gsmSCF instructions. The gprsSSF completes DP processing, and continues processing (i.e. proceeds to the next point in the Attach/Detach State Model or PDP Context State Model) without substituting new data from the gsmSCF.

6.6.2.6.2 Information Elements

The following information element is required:

Information element name	Required	Description
PDP ID	C	This IE identifies the PDP Context to which the IF applies. Scenario 1: If no PDP Id is present in the IF, then the Continue GPRS applies to the GPRS Session. If a PDP Id is present in the IF, then the Continue GPRS applies to the indicated PDP Context. Scenario 2: No PDP Id is used in the IF.
C	Conditional (The IE shall be sent, if available).	

6.6.2.7 Entity Released GPRS Ack

6.6.2.7.1 Description

This IF is the response to the Entity Released GPRS.

6.6.2.7.2 Information Elements

This IF contains no information elements.

6.6.2.8 Event Report GPRS Ack

6.6.2.8.1 Description

This IF is the response to the Event Report GPRS.

6.6.2.8.2 Information Elements

This IF contains no information elements.

6.6.2.9 Furnish Charging Information GPRS

6.6.2.9.1 Description

This IF is used to request the gprsSSF to include information in the CAMEL specific logical call record.

The logical call record is created when FCI-GPRS is received and a logical call record for that state model does not exist. For modelling purposes the logical call record is buffered in the gprsSSF. The gprsSSF completes logical call records as defined in the SDLs. Once the logical call record is completed, then its free format data is moved to the corresponding CDR and the logical call record is deleted.

In the SGSN there is a separate Logical call record for the attach/detach state model and for each PDP context.

The CSE can send multiple concatenated FCIs per Logical Call Record for completion. The total maximum of free format data is 160 octets per Logical Call Record. The 160 octets may be sent in one or more FCI operations. If there is non-completed free format data and new FCI operation(s) is/are received to overwrite the non-completed data, then the non-completed data is discarded and the gsmSCF can send another 160 octets per CDR.

6.6.2.9.2 Information Elements

The following information elements are required:

Information element name	Required	Description
GPRS Reference Number	C	This IE consists of a number assigned by the gprsSSF and a number assigned by the gsmSCF. It is used for TCAP dialogue segmentation.
FCI GPRS Billing Charging Characteristics	M	This IE is described in the next table.
M	Mandatory (The IE shall always be sent).	
C	Conditional.	

FCI GPRS Billing Charging Characteristics contains the following information:

Information element name	Required	Description
FCIBCCAMEL Sequence 1	M	This IE is described in the next table.
M	Mandatory (The IE shall always be sent).	

FCIBCCAMEL Sequence 1 contains the following information:

Information element name	Required	Description
Free Format Data	M	This IE is a free format data to be inserted in the CAMEL logical call record.
Append Free Format Data	O	This IE indicates that the gprsSSF shall append the free format data to the Logical call record. In the SGSN there is a separate Logical call record for the attach/detach state model and for each PDP context. <ul style="list-style-type: none"> - If this IE is present indicating "Append", the gprsSSF shall append the free format data received in this IF to the free format data already present in the Logical call record for that GPRS session or PDP Context. - If this IE is absent or in value "Overwrite", then the gprsSSF shall overwrite all free format data already present in the Logical call record for that GPRS session or PDP Context, by the free format data received in this IF. - If no Logical call record exists yet for that GPRS session or PDP Context, then the gprsSSF shall ignore this IE.
PDP Id	C	This IE identifies the PDP Context to which the IF applies. <p>Scenario 1: If no PDP Id is present in the IF, then the Furnish Charging Information GPRS applies to the GPRS Session. If a PDP Id is present in the IF, then the Furnish Charging Information GPRS applies to the indicated PDP Context.</p> <p>Scenario 2: No PDP Id is used in the IF.</p>
M	Mandatory (The IE shall always be sent).	
O	Optimal (Service logic dependent).	
C	Conditional (The IE shall be sent, if available).	

6.6.2.10 Release GPRS

6.6.2.10.1 Description

This IF is used by the gsmSCF to tear down an existing GPRS session or PDP Context at any phase.

6.6.2.10.2 Information Elements

The following information elements are required:

Information element name	Required	Description
GPRS Reference Number	C	This IE consists of a number assigned by the gprsSSF and a number assigned by the gsmSCF. It is used for TCAP dialogue segmentation.
GPRS Cause	M	This IE contains the Cause value indicating the reason for releasing the GPRS session or PDP context.
PDP ID	C	This IE identifies the PDP Context to which the IF applies. Scenario 1: If no PDP Id is present in the IF, then the Release GPRS applies to the GPRS Session, in which case the GPRS Session and all PDP Contexts shall be released. If a PDP Id is present in the IF, then the Release GPRS applies to the indicated PDP Context, in which case the indicated PDP Context shall be released. Scenario 2: No PDP Id is used in the IF.
M	Mandatory (The IE shall always be sent).	
C	Conditional (The IE shall be sent, if available).	

6.6.2.11 Request Report GPRS Event

6.6.2.11.1 Description

This IF is used to request the gprsSSF to monitor for an event and send a notification back to the gsmSCF when the event is detected (see Event Report GPRS IF).

6.6.2.11.2 Information Elements

The following information elements are required:

Information element name	Required	Description
GPRS Reference Number	C	This IE consists of a number assigned by the gprsSSF and a number assigned by the gsmSCF. It is used for TCAP dialogue segmentation.
GPRS Event	M	This IE specifies the event or events of which a report is requested.
PDP ID	C	This IE identifies the PDP Context to which the IF applies. Scenario 1: If this IF is used to arm an event related to the GPRS Session, then this IF shall not include a PDP Id. If this IF is used to arm an event related to a specific PDP Context, then this IF shall include the PDP Id for that PDP Context. If this IF is used to generically arm a PDP Context related event, then this IF shall not include a PDP Id. Scenario 2: No PDP Id is used in the IF.
M	Mandatory (The IE shall always be sent).	
C	Conditional (The IE shall be sent, if available).	

Data Event contains the following information:

Information element name	Required	Description
GPRS Event type	M	This IE specifies the type of event of which a report is requested.
Monitor Mode	M	This IE indicates how the event shall be reported.
M	Mandatory (The IE shall always be sent).	

6.6.2.12 Reset Timer GPRS

6.6.2.12.1 Description

This IF is used to refresh the gprsSSF timer.

6.6.2.12.2 Information Elements

The following information elements are required:

Information element name	Required	Description
GPRS Reference Number	C	This IE consists of a number assigned by the gprsSSF and a number assigned by the gsmSCF. It is used for TCAP dialogue segmentation.
Timer ID	M	This IE specifies the default value for the Tssf timer.
Timer Value	M	This IE specifies the value to which the timer Tssf shall be set.
M	Mandatory (The IE shall always be sent).	
C	Conditional (The IE shall be sent, if available).	

6.6.2.13 Send Charging Information GPRS

6.6.2.13.1 Description

This IF is used to send e-parameters from the gsmSCF to the gprsSSF. If charge advice information is received from the gsmSCF, it shall replace the charge advice information which would be generated by the SGSN and inhibit any further generation of CAI by the SGSN. Further processing of the charge advice information by the SGSN shall be in accordance with the GSM Advice of Charge Supplementary Service.

If the SGSN supports Advice of Charge, then the gsmSCF may use this IF to send e-parameters to the gprsSSF. However, if the subscriber is not provisioned with the GSM Advice of Charge supplementary service, then no e-parameters shall be sent to the MS and no error due to this fact shall be sent back to the gsmSCF.

If the SGSN does not support Advice of Charge, then the gsmSCF shall not send e-parameters to the gprsSSF.

The SGSN's support of Advice of Charge is indicated in the Initial DP GPRS IF.

NOTE: If charge advice information is received from the gsmSCF after charge information has been generated by the SGSN and sent to the MS, the behaviour of the service may be unpredictable or incorrect; the service designer should therefore ensure that the first set of charge advice information is sent to the gprsSSF before charge information is sent to the MS.

6.6.2.13.2 Information Elements

The following information elements are required:

Information element name	Required	Description
GPRS Reference Number	C	This IE consists of a number assigned by the gprsSSF and a number assigned by the gsmSCF. It is used for TCAP dialogue segmentation.
SCI GPRS Billing ChargingCharacteristics	M	This IE defines the Advice Of Charge related information to be provided to the Mobile Station, if supported by the SGSN.
M	Mandatory (The IE shall always be sent).	
C	Conditional.	

GPRS SCI Billing Charging Characteristics contains the following information:

Information element name	Required	Description
AOC GPRS	M	This IE is sent after an Activate PDP Context Accept or Attach Accept has been received from the SGSN. This IE defines the Advice Of Charge related information to be provided to the Mobile Station, if supported by the SGSN.
PDP Id	C	This IE identifies the PDP Context to which the IF applies. Scenario 1: If no PDP Id is present in the IF, then the Send Charging Information GPRS applies to the GPRS Session. If a PDP Id is present in the IF, then the Send Charging Information GPRS applies to the indicated PDP Context. Scenario 2: No PDP Id is used in the IF.
M	Mandatory (The IE shall always be sent).	
C	Conditional (The IE shall be sent, if available).	

AOC GPRS contains the following information:

Information element name	Required	Description
AOC Initial	M	This IE contains CAI elements as defined in 3GPP TS 22.024 [31].
AOC Subsequent	O	See definition in the next table.
M	Mandatory (The IE shall always be sent).	
O	Optional (Service logic dependent).	

AOC Subsequent contains the following information:

Information element name	Required	Description
CAI Elements	M	This IE contains CAI elements as defined in 3GPP TS 22.024 [31].
Tariff Switch Interval	O	This IE indicates the tariff switch time until the next tariff switch applies.
M	Mandatory (The IE shall always be sent).	
O	Optional (Service logic dependent).	

6.6.3 HLR to SGSN Information Flows

6.6.3.1 Delete Subscriber Data

6.6.3.1.1 Description

This IF is specified in 3GPP TS 29.002 [4] and is used by the HLR to delete subscriber data in the SGSN.

6.6.3.1.2 Information Elements

The Delete Subscriber Data contains the following CAMEL specific IE:

Information element name	Required	Description
CAMEL Subscription Info Withdraw	C	This IE identifies that all CSIs shall be deleted from the subscriber data in SGSN.
Specific CSI Withdraw	C	This IE is used to indicate that only GPRS-CSI shall be deleted from the SGSN. This IE should not be sent when CAMEL Subscription Info Withdraw is present.
C	Conditional (The IE shall be sent when deletion is requested).	

6.6.3.2 Insert Subscriber Data

6.6.3.2.1 Description

This IF is specified in 3GPP TS 29.002 [4] and used by the HLR to insert subscriber data in the SGSN.

6.6.3.2.2 Information Elements

Insert Subscriber Data contains the following CAMEL specific IE:

Information element name	Required	Description
GPRS-CSI	C	This IE identifies the subscriber as having CAMEL GPRS services.
C		Conditional (The IE shall be sent, if required).

GPRS-CSI contains the following information:

Information element name	Required	Description
GsmSCF Address	M	See clause 6.3.1.1.
Service Key	M	See clause 6.3.1.2.
Default Session Handling	M	See clause 6.3.1.3.
TDP List	M	See clause 6.3.1.4.
CAMEL Capability Handling	M	See clause 6.3.1.5.
M		Mandatory (The IE shall always be sent).

6.6.4 SGSN to HLR Information Flows

6.6.4.1 Insert Subscriber Data ack

See clause 4.6.8.1.

6.6.4.2 Update GPRS Location

6.6.4.2.1 Description

This IF is used by the SGSN to indicate to the HLR a GPRS location update. This IF is specified in 3GPP TS 29.002 [4].

6.6.4.2.2 Information Elements

Update GPRS location contains the following CAMEL specific IE:

Information element name	Required	Description
Supported CAMEL Phases	C	This IE identifies which CAMEL phases are supported by the SGSN. The SGSN may indicate support of CAMEL phase 3 or higher.
C		Conditional (The IE shall always be sent when the SGSN supports CAMEL).

7 Short Message Service

7.1 Architecture

7.1.1 Functional Entities used for CAMEL

This clause describes the functional architecture needed to support Mobile Originating Short Message Service (MO SMS) interworking for CAMEL. Figures 7.1 and 7.2 show the functional entities involved in MO SM's requiring CAMEL support. The architecture is applicable to the third phase of CAMEL.

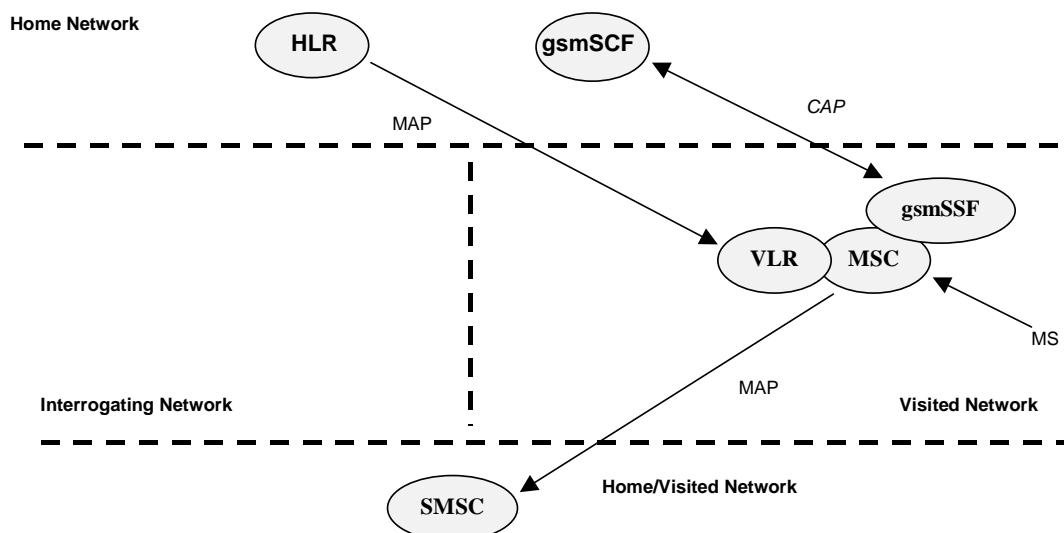


Figure 7.1: Functional architecture for support of CAMEL control of MSC switched MO SMS

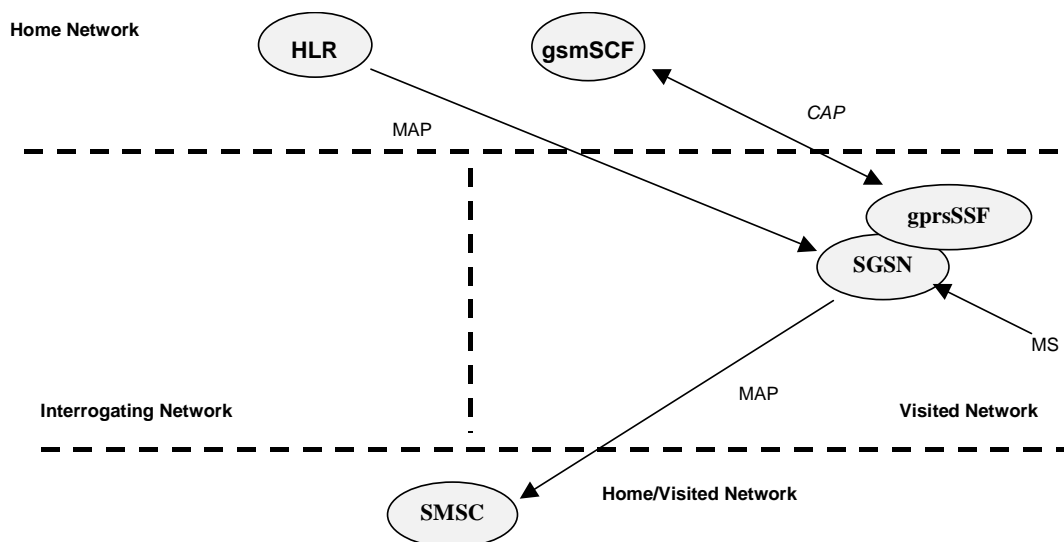


Figure 7.2: Functional architecture for support of CAMEL control of SGSN switched MO SMS

HLR: The HLR stores SMS-CSI. SMS-CSI contains subscription information for subscribers that require CAMEL support of MO SMS. SMS-CSI is transferred to the VLR or to the SGSN on Location Update and Restore Data or when SMS-CSI has changed.

VLR: The VLR receives the SMS-CSI for the subscriber from the HLR. SMS-CSI is used by the MSC to determine if a Service Logic shall be invoked for an MO SMS.

SGSN: The SGSN receives the SMS-CSI for the subscriber from the HLR. The SGSN uses the SMS-CSI to determine if a Service Logic shall be invoked for an MO SMS.

MSC: The MSC receives SMS-CSI from the VLR and uses this to determine if a Service Logic shall be invoked for an MO SMS.

gprsSSF: see clause 3.1.

gsmSSF: see clause 3.1.

gsmSCF: see clause 3.1.

SMSC: Short Message Service Centre.

7.1.2 Interfaces defined for CAMEL

7.1.2.1 HLR – VLR interface

This interface is used to send CAMEL related subscriber data (SMS-CSI) to a visited MSC/VLR or to remove CAMEL related subscriber data from a visited MSC/VLR.

7.1.2.2 HLR – SGSN interface

This interface is used to send CAMEL related subscriber data (SMS-CSI) to a visited SGSN or to remove CAMEL related subscriber data from a visited SGSN.

7.1.2.3 gsmSSF - gsmSCF interface

This interface is used by the gsmSCF to control the handling of MO SMS in the MSC. A relationship on this interface is opened as a result of the gsmSSF sending a request for instructions to the gsmSCF.

7.1.2.4 gprsSSF - gsmSCF interface

This interface is used by the gsmSCF to control the handling of MO SMS in the SGSN. A relationship on this interface is opened as a result of the gprsSSF sending a request for instructions to the gsmSCF.

7.1.2.5 MSC - gsmSSF interface

This is an internal interface. The interface is described in the specification to make it easier to understand the handling of DPs (arming/disarming of DPs, DP processing etc.).

7.1.2.6 SGSN - gprsSSF interface

This is an internal interface. The interface is described in the specification to make it easier to understand the handling of DPs (arming/disarming of DPs, DP processing etc.).

7.1.2.7 MSC - VLR interface

This is an internal interface. The interface is described in the specification to make it easier to understand the internal information flow within the MSC/VLR.

7.1.2.8 MSC - SMSC interface

This interface is used by the MSC to submit a SM to the SMSC.

7.1.2.9 SGSN - SMSC interface

This interface is used by the SGSN to submit a SM to the SMSC.

7.2 Detection Points (DPs)

See clause 4.2.

7.3 Description of CAMEL Subscriber Data

7.3.1 Short Message Service CAMEL Subscription Information (SMS-CSI)

This clause defines the contents of the Short Message Service CAMEL Subscription Information.

7.3.1.1 gsmSCF address

Address to be used to access the gsmSCF for a particular subscriber. The address shall be an E.164 number to be used for routing.

7.3.1.2 Service Key

The Service Key identifies to the gsmSCF the service logic.

7.3.1.3 Default SMS Handling

The Default SMS Handling indicates whether the Short Message submission shall be released or continued as requested in the case of error in the dialogue between gsmSCF and gsmSSF or gprsSSF.

7.3.1.4 TDP List

The TDP List indicates on which detection point triggering shall take place. For SMS-CSI only DP SMS_Collected_Info is used.

7.3.1.5 CAMEL Capability Handling

CAMEL Capability Handling indicates the phase of CAMEL which is asked by the gsmSCF for the service.

7.3.1.6 CSI state

The CSI state indicates whether the SMS-CSI is active or not.

7.3.1.7 Notification flag

The notification flag indicates whether the change of the SMS-CSI shall trigger Notification on Change of Subscriber Data or not.

7.3.1.8 gsmSCF address list for CSI

The gsmSCF address list indicates a list of gsmSCF addresses to which Notification on Change of Subscriber Data is to be sent. This list is common to all CSI.

7.4 Description of SMS State Model

7.4.1 General Handling

See clause 4.4.1.

The State Model for MO SMS handling contains Points in Association (PIA's) instead of Points in Call (PIC's).

7.4.2 Mobile Originating SMS State Model

7.4.2.1 Description of MO SMS state model

The MO SMS state model is used to describe the actions in an MSC and in a SGSN during mobile originating SMS.

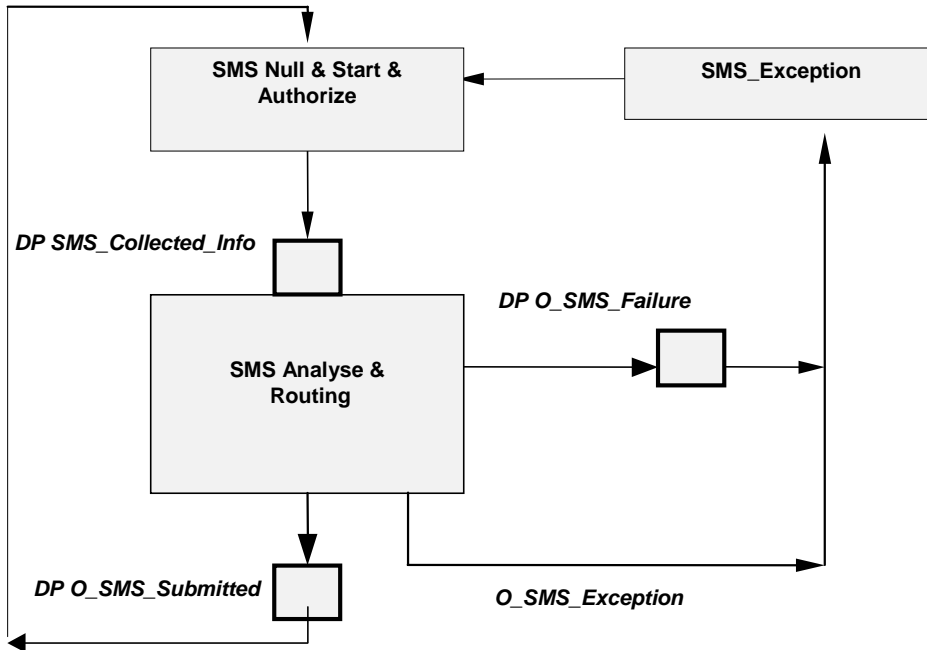


Figure 7.3: MO SMS State Model

Table 7.1: Description of MO SMS DPs in the MSC and SGSN

CAMEL Detection Point	DP Type	Description
DP SMS_Collected_Info	TDP-R	Indication that the SMS-CSI is analysed and a mobile originated short message is received.
DP O_SMS_Failure	EDP-N, EDP-R	Indication that the SM submission to the Short Message Service Centre failed
DP O_SMS_Submitted	EDP-N, EDP-R	Indication that the SM has been successfully submitted to the Short Message Service Centre.

7.4.2.1.1 Description of the MO SMS state model (PIAs)

This clause describes the state model for originating SMS transfer. For each PIA a description can be found of the entry events, actions and exit events.

7.4.2.1.1.1 SMS Null & Start & Authorize

Entry events:

- Previous MO SMS transfer to the SMSC completed (DP O_SMS_Submitted).
- Exception event is reported.

Actions:

- Interface is idled.
- Authentication.
- Ciphering.
- SMS subscription check.

- RP-MO-DATA message containing the User Data and the SMSC address is received from MS.
- The supplementary service "barring of all outgoing calls" is checked and invoked if necessary.
- The ODB category "barring of all outgoing calls" is checked and ODB is invoked if necessary.

Exit events:

- SMS-CSI is analysed.
- An exception condition is encountered.

7.4.2.1.1.2 SMS Analyse & Routing

Entry events:

- SMS - CSI is analysed. (DP SMS_Collected_Info).

Actions:

- Information being analysed and/or translated to determine routing address of the SMSC.
- Outgoing barring services and ODB categories not already applied are checked and invoked if necessary. If any of the barring services or ODB categories prevents the submission of the MO-SMS, then the MSC or SGSN shall generate the "O_SMS_Failure" event. The cause code to be used in that case shall be "sM-DeliveryFailure".
- The short message is sent to the SMSC.

Exit events:

- Acknowledge from the SMSC is received. (DP O_SMS_submitted).
A positive acknowledgement is sent to the MS.
- An exception condition is encountered - this leads to the SMS_Exception PIA.
A negative acknowledgement is sent to the MS.
- Attempt to select the route for the SMS fails (DP O_SMS_Failure).
A negative acknowledgement is sent to the MS.
- Negative acknowledgement from the SMSC is received (DP O_SMS_Failure).
A negative acknowledgement is sent to the MS.

7.4.2.1.1.3 SMS_Exception

Entry events:

- An exception condition is encountered. In addition to specific examples listed above, exception events include any type of failure, which means that the normal exit events for a PIA can not be met.

Actions:

- Default handling of the exception condition is applied. This includes general actions necessary to ensure that no resources remain inappropriately allocated such as:
 - If a relationship exists between the gsmSCF and gsmSSF or gprsSSF send an error information flow closing the relationship and indicating that any outstanding Short Message handling instructions will not run to completion.
 - The MSC/gsmSSF or SGSN/gprsSSF shall make use of vendor-specific procedures to ensure release of internal resources.

Exit events:

- Default handling of the exception condition by MSC/gsmSSF or SGSN/gprsSSF completed.

7.5 Procedures for CAMEL SMS

7.5.1 Overall SDL architecture

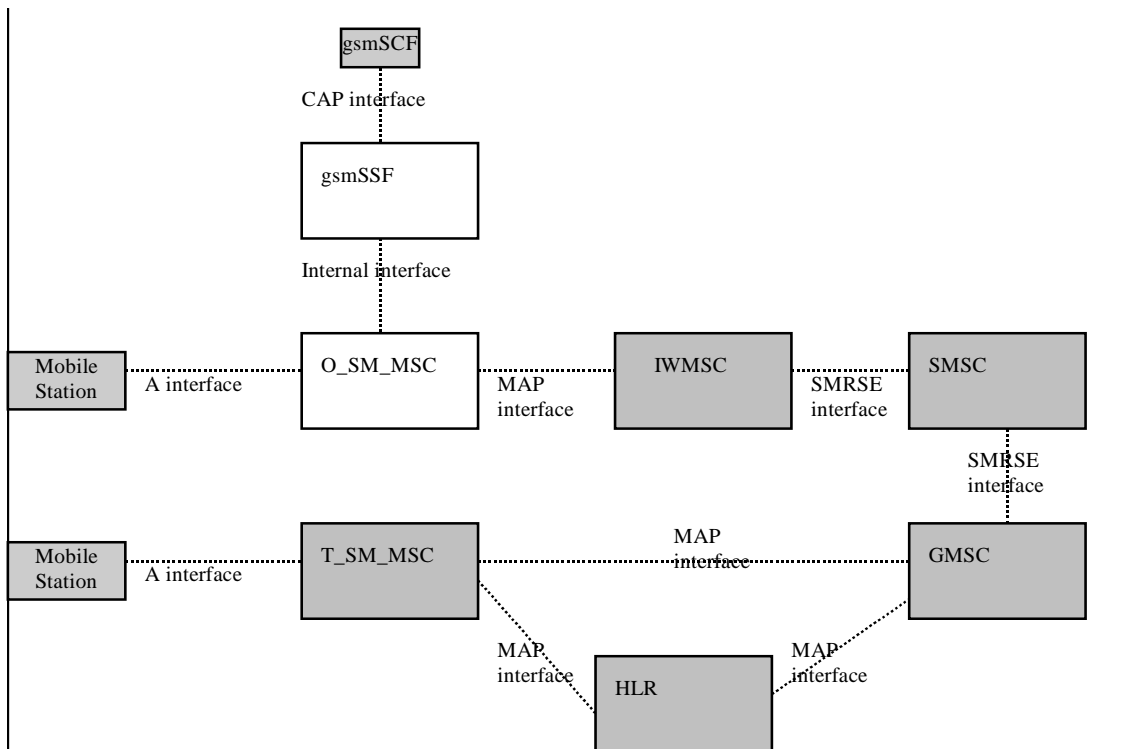


Figure 7.4: Case of MO SMS via MSC (separated IWMSC)

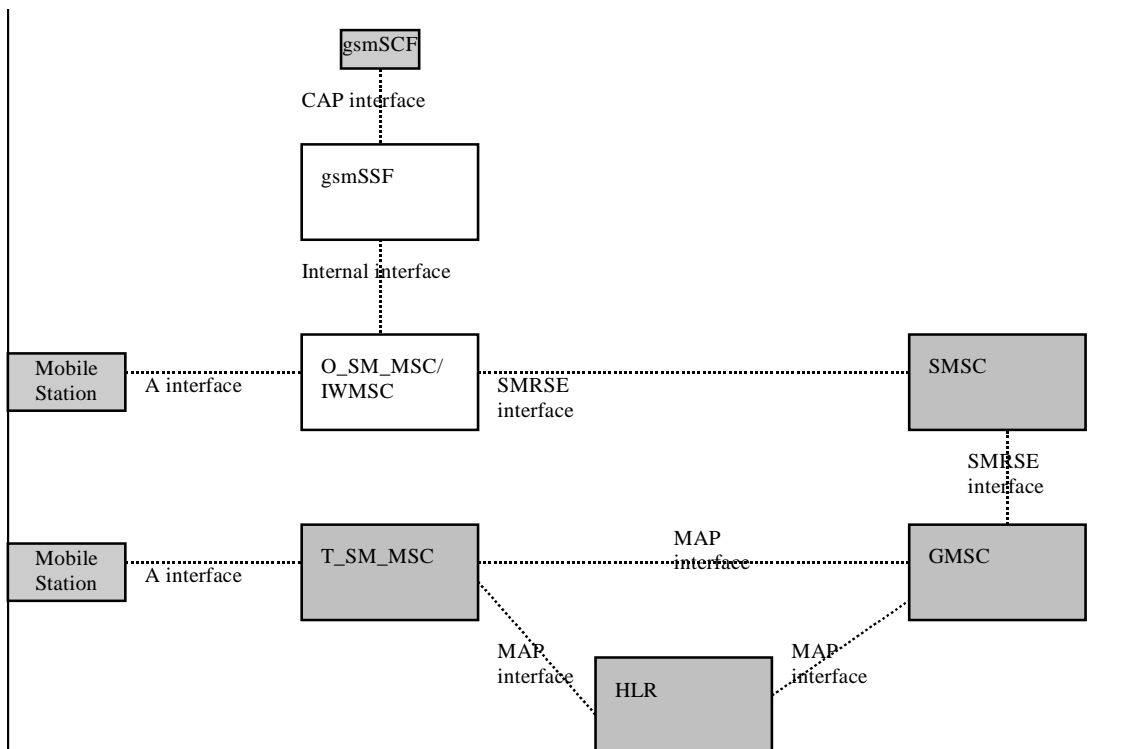


Figure 7.5: Case of MO SMS via MSC (integrated IWMSC)

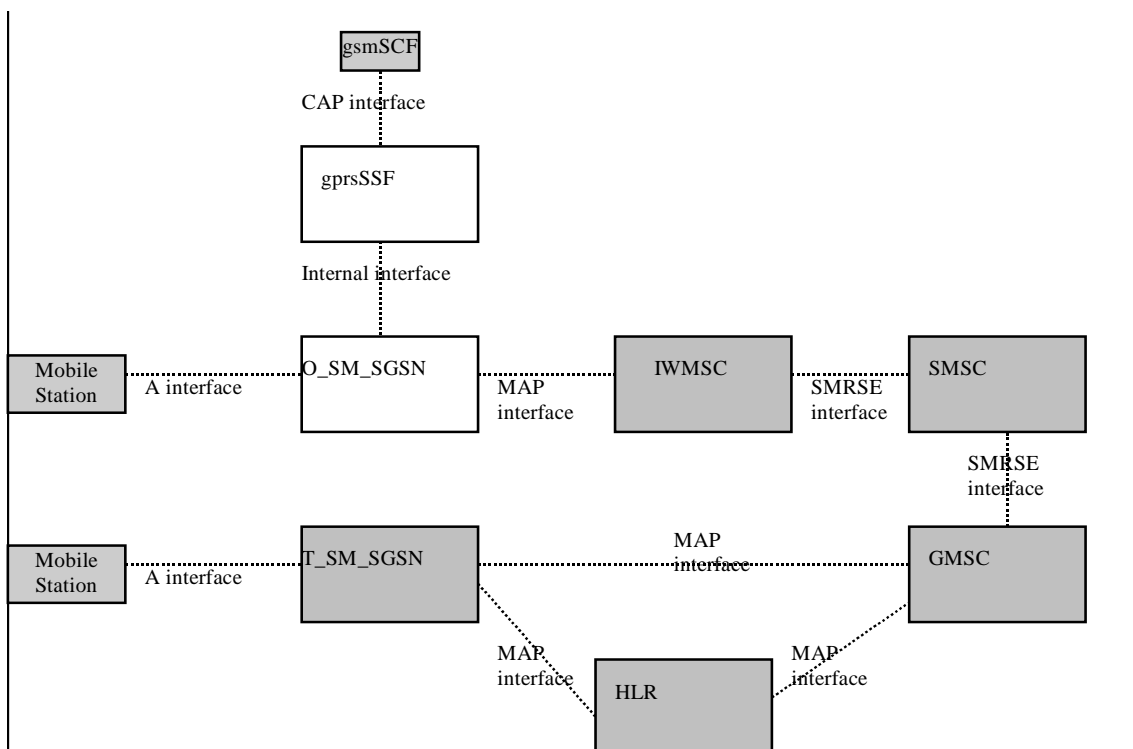


Figure 7.6: Case of MO SMS via GPRS SGSN

7.5.2 Handling of mobile originating SMS

7.5.2.1 Handling of mobile originating SMS in the originating MSC/SGSN

The functional behaviour of the originating VMSC/SGSN is specified in 3GPP TS 29.002 [4] and 3GPP TS 23.060 [11]. The procedures specific to CAMEL are specified in this clause:

- Procedure CAMEL_O_SMS_INIT.
- Procedure CAMEL_O_SMS_SUBMITTED.
- Procedure CAMEL_O_SMS_FAILURE.

A CAMEL Service may be invoked for the following Mobile Originated short message types:

- Short Message Submission (PDU type = SMS-SUBMIT).
- Short Message Command (PDU type = SMS-COMMAND).

Refer to 3GPP TS 23.040 [21] for a description of the various PDU types.

7.5.2.1.1 Actions of the VMSC/SGSN on receipt of Int_Error

The MSC/SGSN checks the default SMS Handling parameter in SMS-CSI.

If the default SMS handling is release SM, a A_RP_ERROR is sent to the MS. The MSC/SGSN then releases all resources and the procedure CAMEL_O_SMS_INIT ends.

If the default SMS handling is continue SMS submission, the MSC/SGSN continues processing without CAMEL support.

7.5.2.1.2 Actions of the MSC/SGSN on receipt of Int_Continue_SMS

The MSC/SGSN continues processing with modified SM parameters. The MSC/SGSN shall transparently modify the SMS parameters with the received information. Parameters which are not included in the Int_Continue_SMS message are unchanged.

7.5.2.1.3 Actions of the MSC/SGSN on receipt of Int_Connect_SMS

The MSC/SGSN continues processing with modified SM parameters. The MSC/SGSN shall transparently modify the SMS parameters with the received information. Barring is checked with the modified parameters. Parameters which are not included in the Int_Connect_SMS message are unchanged.

7.5.2.1.4 Actions of the MSC/SGSN on receipt of Int_Release_SMS

A A_RP_ERROR is sent to the MS and SMS is deleted. The SMS cause received in the Int_Release_SMS is used. The MSC/SGSN then releases all resources and the procedure CAMEL_O_SMS_INIT ends.

7.5.2.1.5 Allocation of SMS Reference Number

During the CAMEL handling of a Mobile Originated Short Message, the MSC or SGSN shall allocate an SMS Reference Number. This SMS Reference Number shall be placed in the SMS-MO Call Detail Record, together with the MSC Address or SGSN Number. This SMS Reference Number shall also be sent to the gsmSCF in the Initial DP SMS Information Flow, together with the MSC Address or SGSN Number. The combination of SMS Reference Number and MSC Address or SGSN Number forms a globally unique pair. This pair may be used for correlation of CDRs produced in the MSC or SGSN with CDRs produced in the gsmSCF.

An SMS Reference Number shall be generated and placed in the SMS-MO Call Detail Record, for every Short Message, including the case when a Short Message forms part of a set of concatenated Short Messages.

The SMS Reference Number in the MSC or SGSN is an optional feature.

7.5.2.2 Handling of A_MM_Release and A_LLC_Release

If the radio link with the subscriber is lost during the handling of a CAMEL procedure in the MSC/SGSN, then the MSC/SGSN sends signal A_MM_Release_ind or A_LLC_Release_ind to that procedure. This results in the termination of that CAMEL procedure (refer to 3GPP TS 29.002 [4] for details).

7.5.2.3 Handling of time-out from SMSC

If the MSC/SGSN does not receive a confirmation from the SMSC after submission of a Short Message, then the MSC/SGSN calls procedure CAMEL_O_SMS_FAILURE (refer to 3GPP TS 29.002 [4] for details).

Procedure CAMEL_O_SMS_INIT

1(3)

/* A procedure in the MSC or SGSN to perform CAMEL handling of mobile originated SMS submission request.*/

/* Signals to/from the right are to/from gsmSSF/gprsSSF (SMS_SSF). Signals from the left are from MS, unless otherwise stated. */

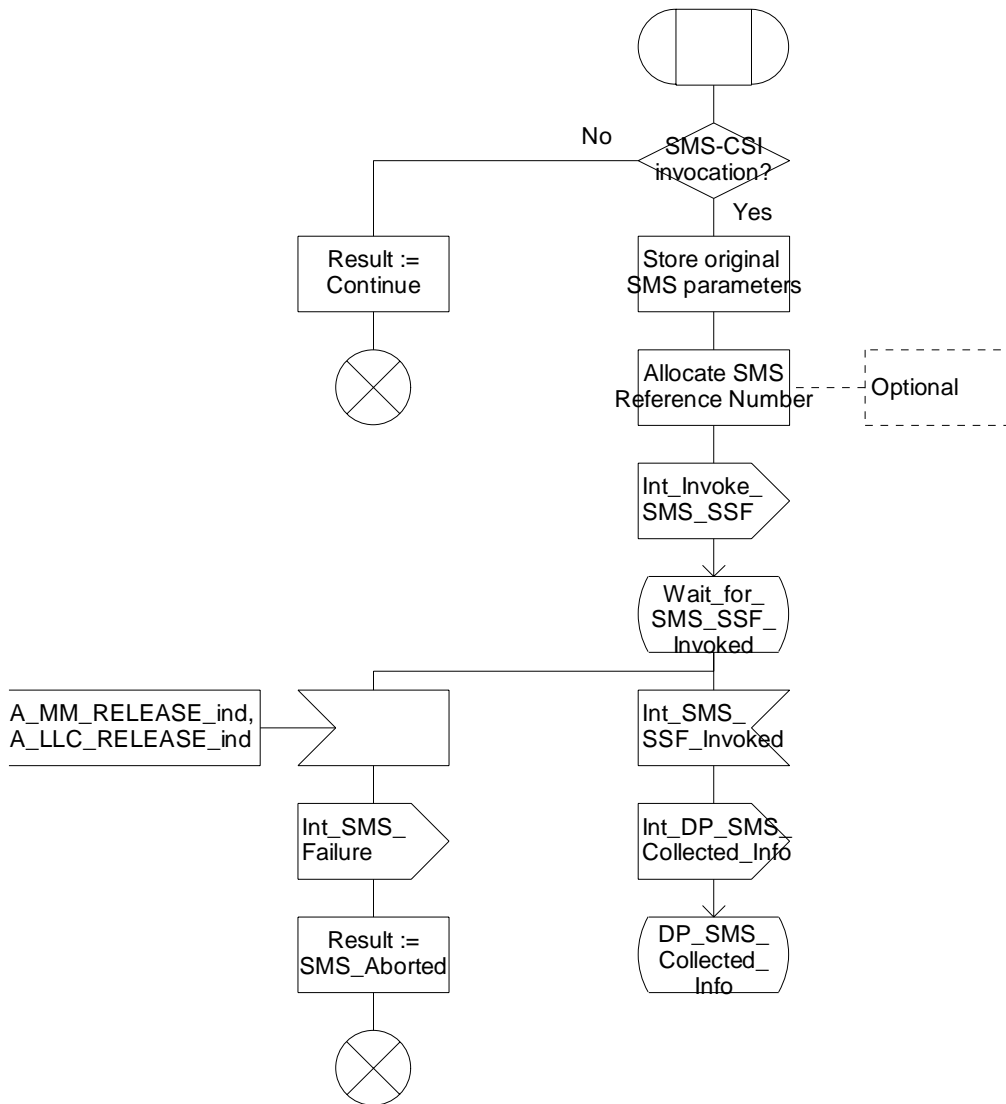


Figure 7.7a: Procedure CAMEL_O_SMS_INIT (sheet 1)

Procedure CAMEL_O_SMS_INIT

2(3)

/* A procedure in the MSC or SGSN to perform CAMEL handling of mobile originated SMS submission request.*/

/* Signals from the right are from gsmSSF/gprsSSF (SMS_SSF).*/

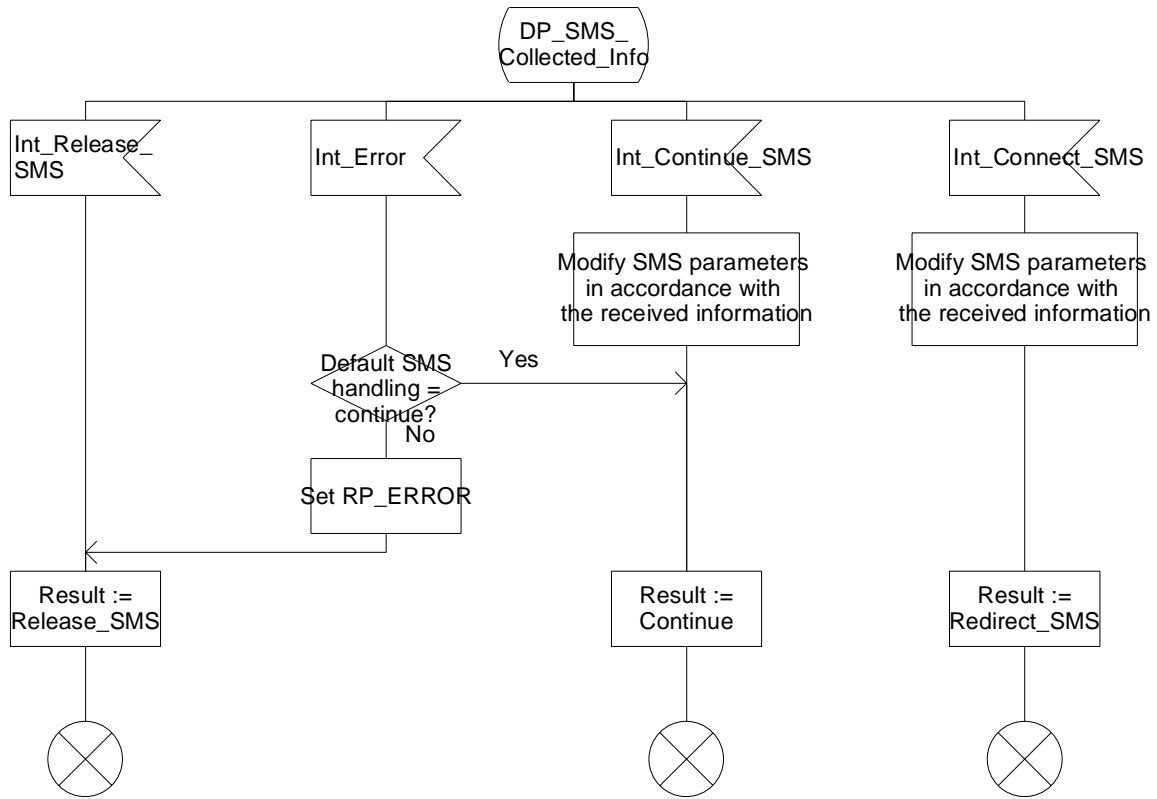


Figure 7.7b: Procedure CAMEL_O_SMS_INIT (sheet 2)

Procedure CAMEL_O_SMS_INIT

3(3)

/* A procedure in the MSC or SGSN to perform CAMEL handling of mobile originated SMS submission request.*/

/* Signal to the right is to gsmSSF/gprsSSF (SMS_SSF). Signals from the left are from MS.*/

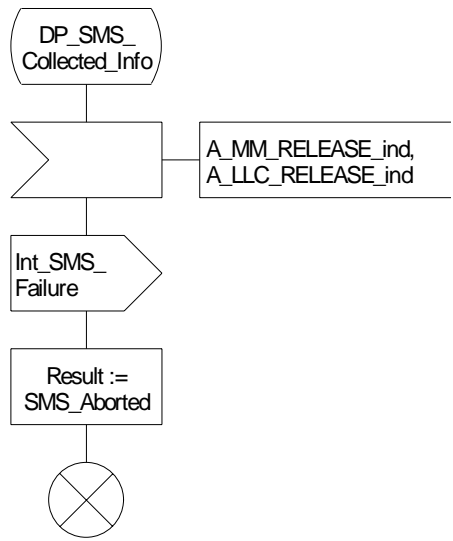


Figure 7.7c: Procedure CAMEL_O_SMS_INIT (sheet 3)

Procedure CAMEL_O_SMS_SUBMITTED

1(1)

/* Procedure in the MSC or SGSN (SMS_SSF) to report successful submission to gsmSCF of CAMEL. */

/* Signals to/from the right are to/from gsmSSF/gprsSSF (SMS_SSF). */

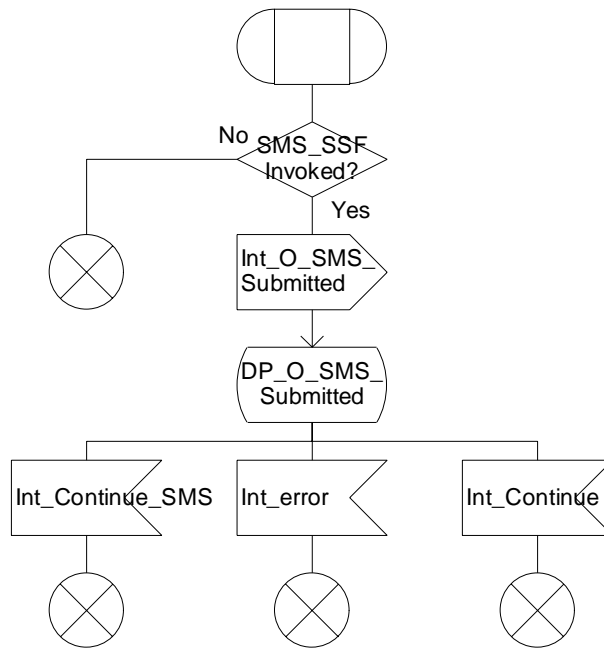


Figure 7.8: Procedure CAMEL_O_SMS_SUBMITTED (sheet 1)

Procedure CAMEL_O_SMS_FAILURE

1(1)

/* Procedure in the MSC or SGSN to handle CAMEL notification to gsmSCF about unsuccessful submission. */

/* Signals to/from the right are to/from gsmSSF/gprsSSF (SMS_SSF). */

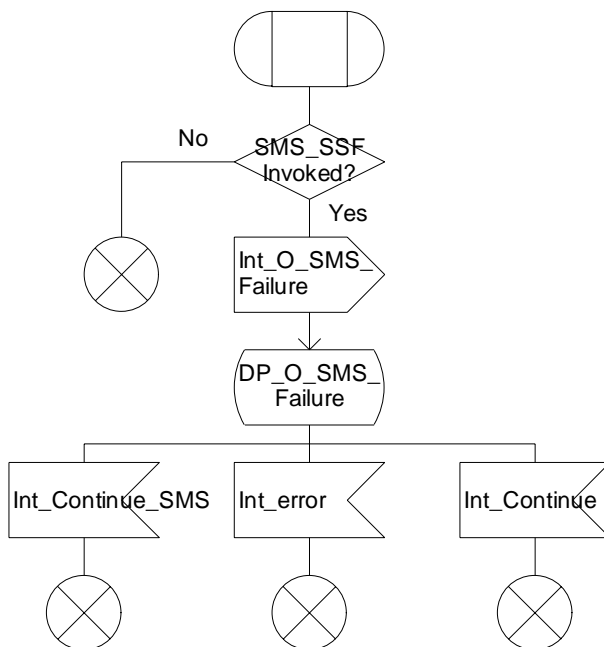


Figure 7.9: Procedure CAMEL_O_SMS_FAILURE (sheet 1)

7.5.2.4 Handling of mobile originating SMS in the VLR

The functional behaviour of the VLR is specified in 3GPP TS 29.002 [4]. The handling specific to CAMEL is specified in the following procedure:

- Procedure CAMEL_MO_SMS_VLR.

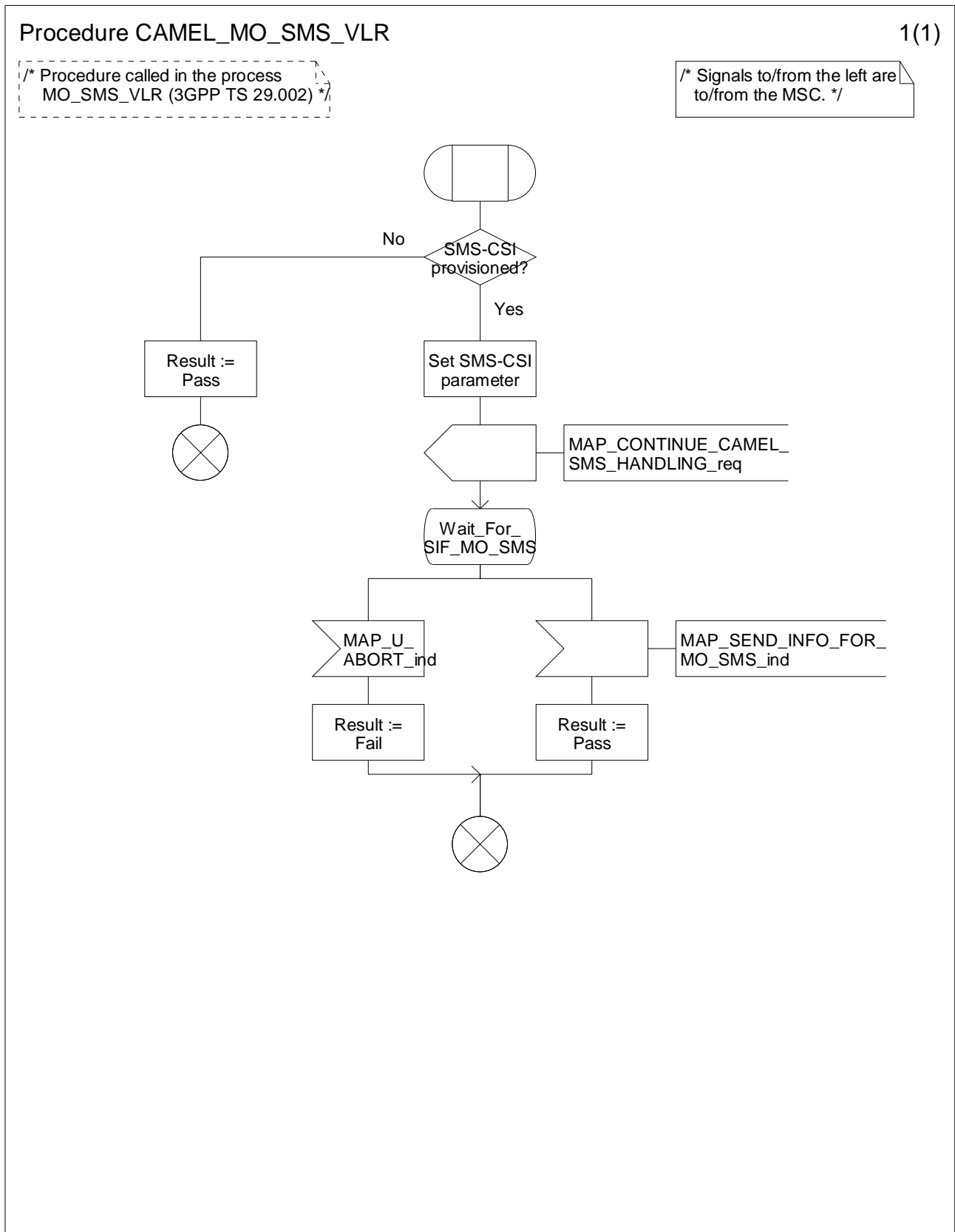


Figure 7.10: Procedure CAMEL_MO_SMS_VLR (sheet 1)

7.5.3 Handling of mobile originating SMS in the gsmSSF/gprsSSF

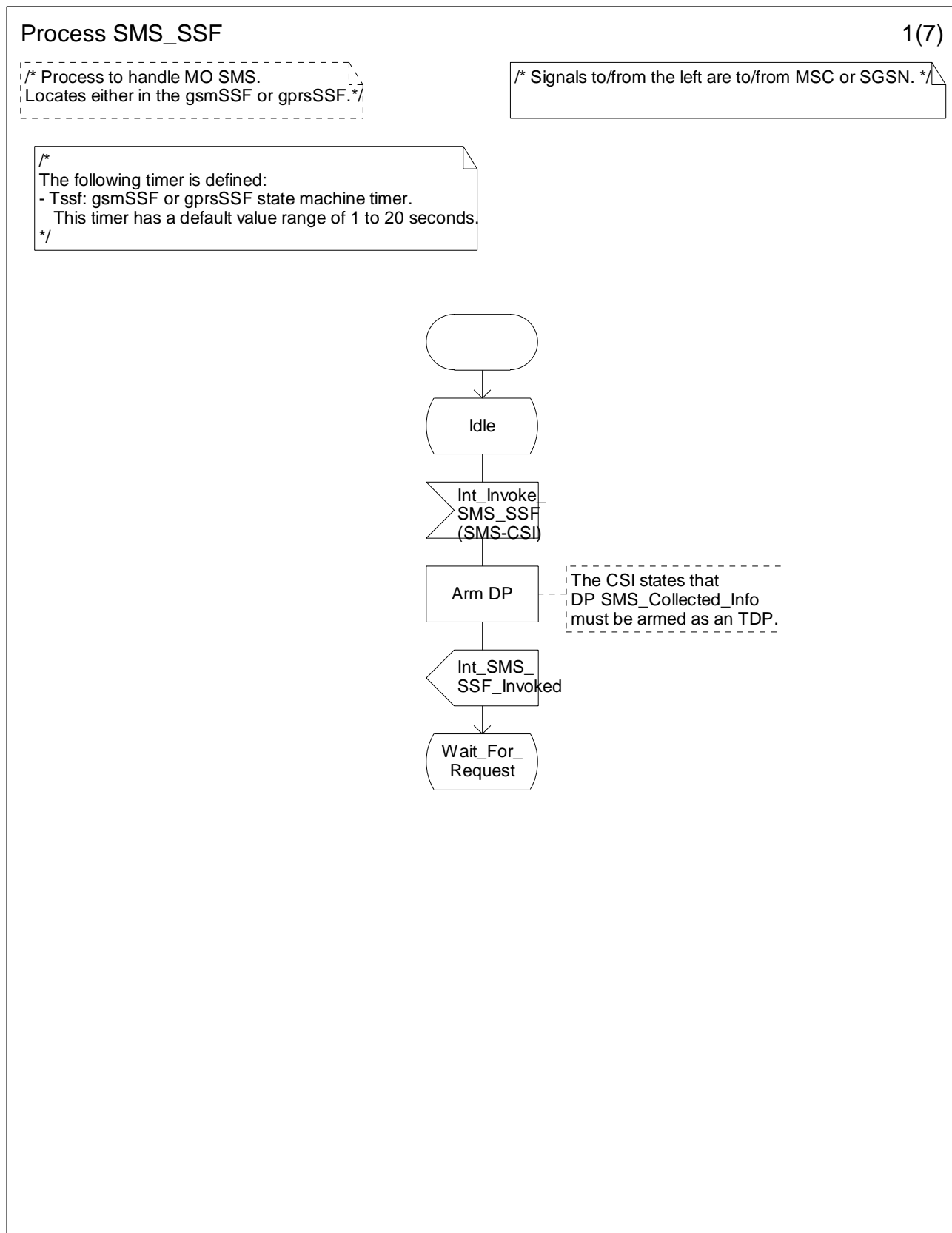


Figure 7.11a: Process SMS_SSF (sheet 1)

Process SMS_SSF

2(7)

/* Process to handle MO SMS.
Locates either in the gsmSSF or gprsSSF.*/

/* Signal from the left is from MSC or SGSN.
Signal to the right is to gsmSCF.*/

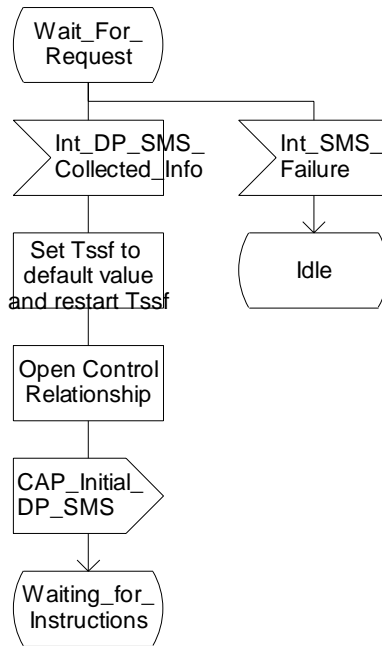


Figure 7.11b: Process SMS_SSF (sheet 2)

Process SMS_SSF

3(7)

/* Process to handle MO SMS. Locates either in the gsmSSF or gprsSSF.*/

/* Signals to the left are to MSC or SGSN. Signals to/from the right are to/from gsmSCF.*/

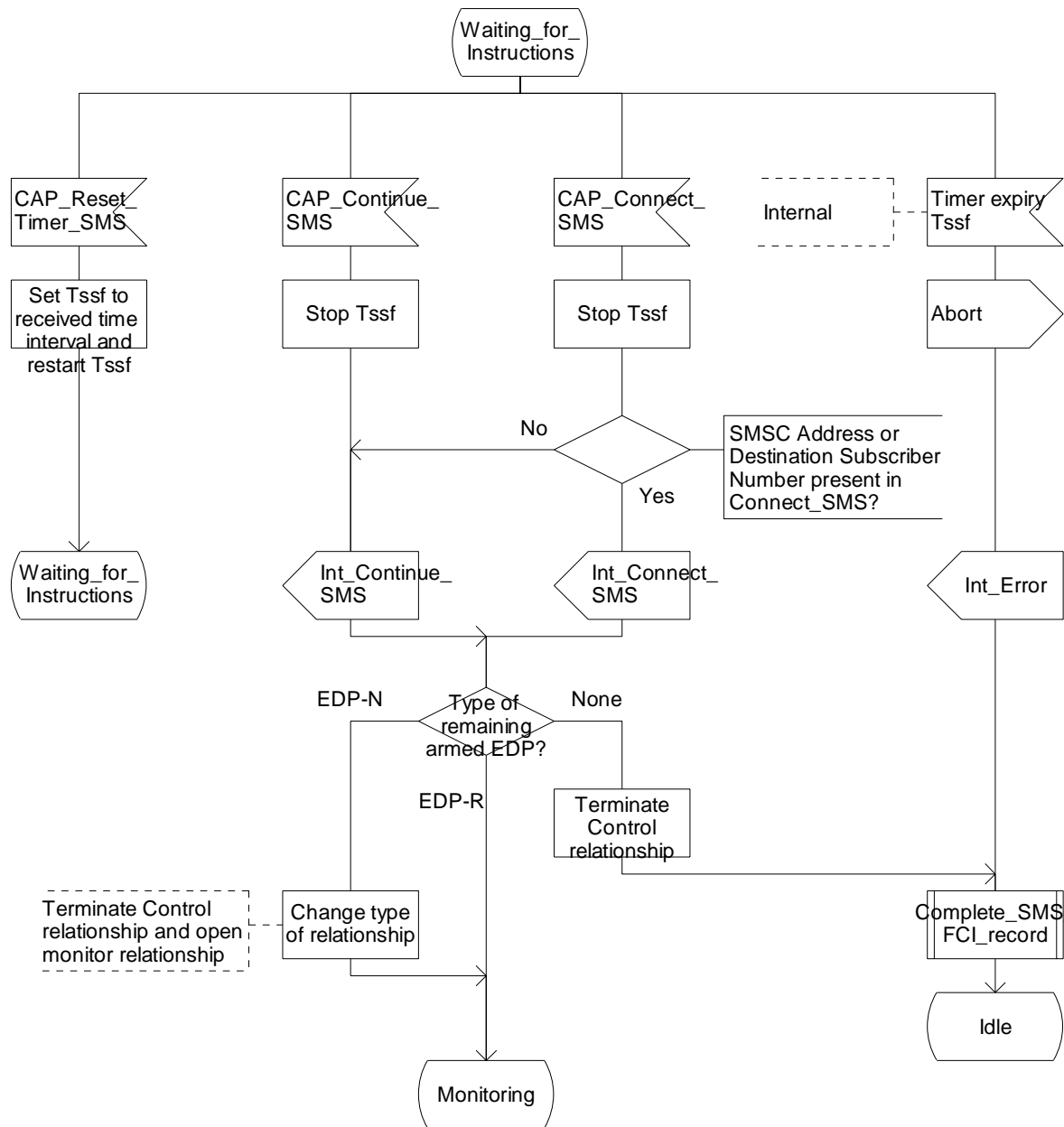


Figure 7.11c: Process SMS_SSF (sheet 3)

Process SMS_SSF

4(7)

/* Process to handle MO SMS.
Locates either in the gsmSSF or gprsSSF.*/

/* Signal to the left is to MSC or SGSN.
Signals to/from the right are to/from gsmSCF.*/

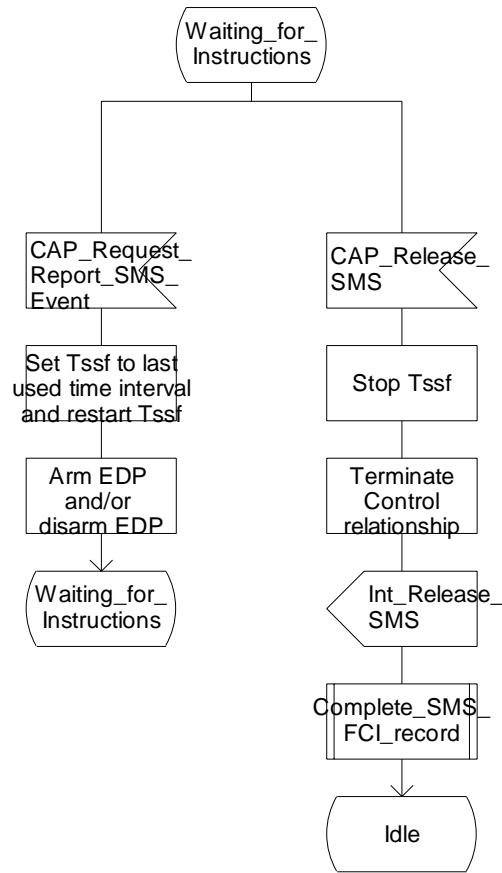


Figure 7.11d: Process SMS_SSF (sheet 4)

Process SMS_SSF

5(7)

/* Process to handle MO SMS.
Locates either in the gsmSSF or gprsSSF.*/

/* Signal from the right is from gsmSCF.*/

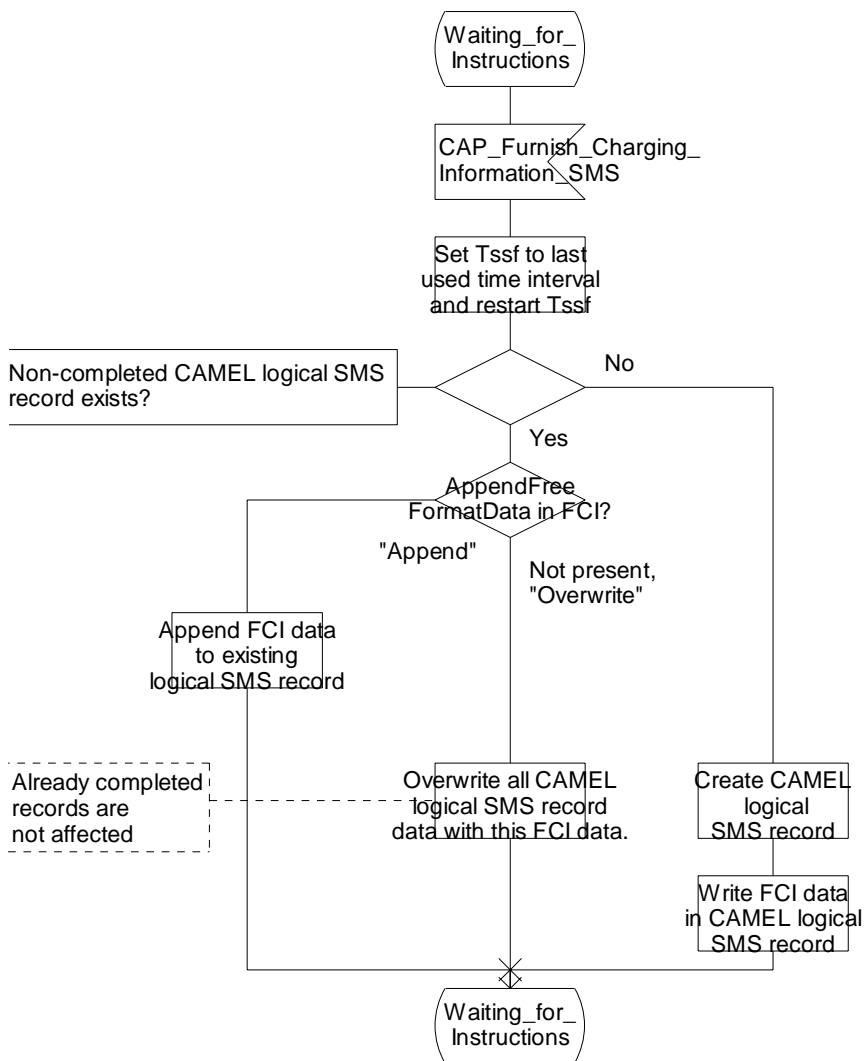


Figure 7.11e: Process SMS_SSF (sheet 5)

Process SMS_SSF

6(7)

/* Process to handle MO SMS.
Locates either in the gsmSSF or gprsSSF.*/

/* Signal to the left is to MSC or SGSN.
Signals to/from the right are to/from gsmSCF.*/

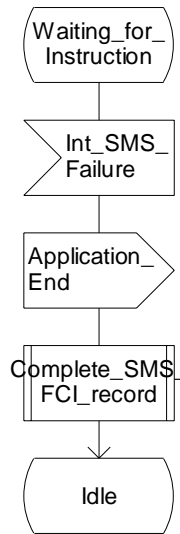


Figure 7.11f: Process SMS_SSF (sheet 6)

Process SMS_SSF

7(7)

/* Process to handle MO SMS. Locates either in the gsmSSF or gprsSSF.*/

/* Signals from the left are from MSC or SGSN. Signals to the right are to gsmSCF.*/

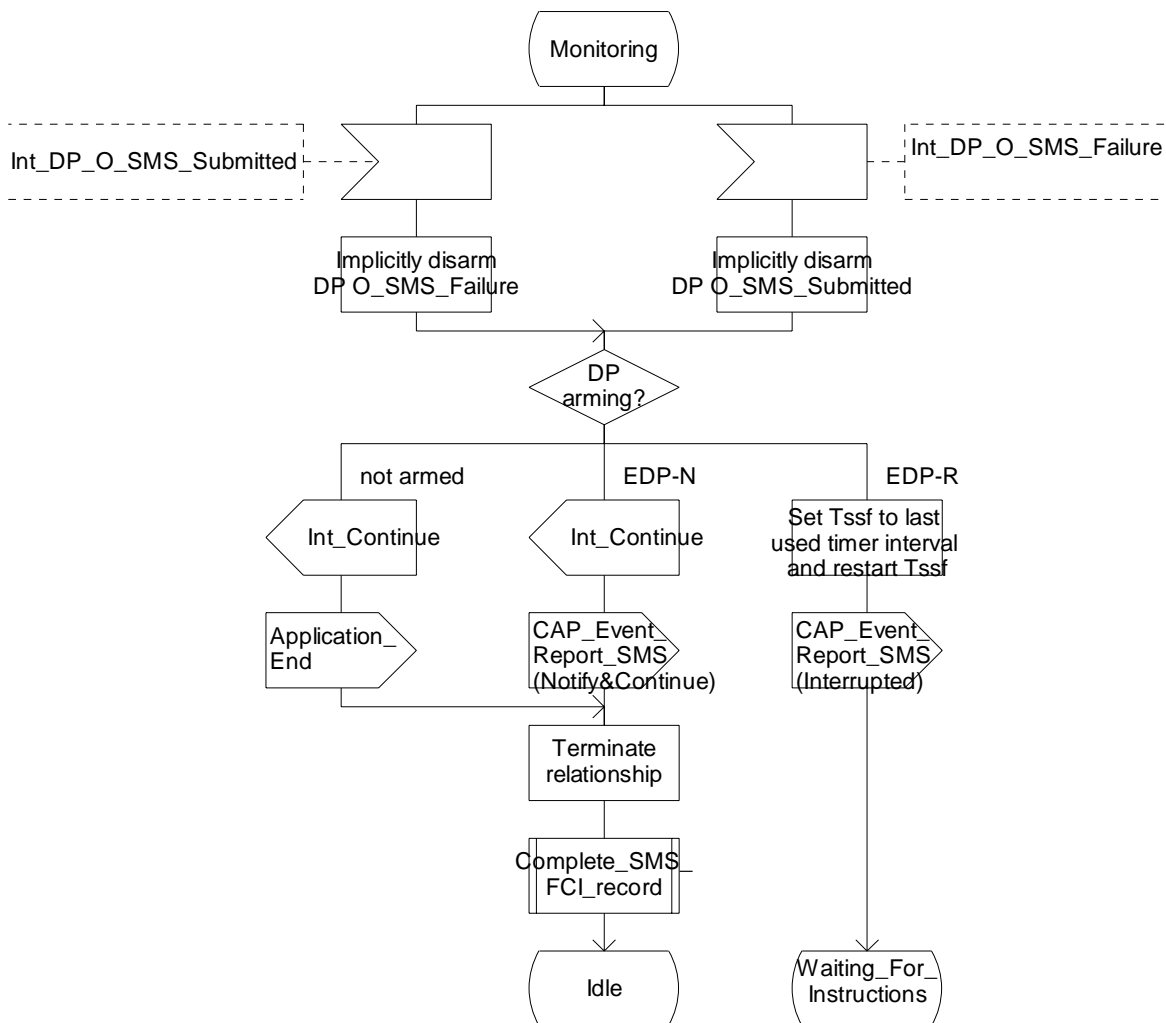


Figure 7.11g: Process SMS_SSF (sheet 7)

Procedure Complete_SMS_FCI_record

1(1)

/* Procedure in the MSC/SGSN (either in gsmSSF or gprsSSF) to complete logical CDRs created by Furnish_Charging_information_SMS operations.*/

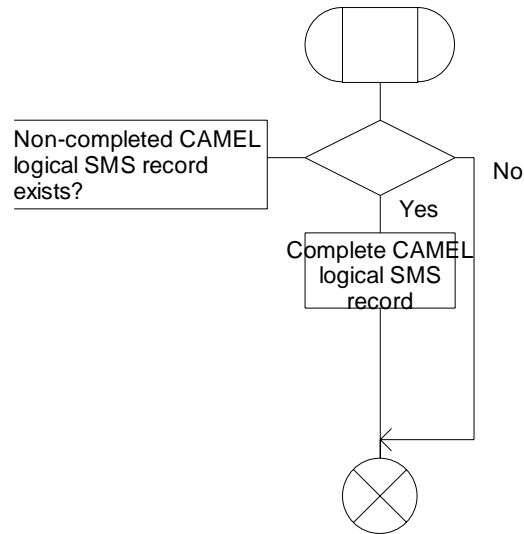


Figure 7.12: Procedure Complete_SMS_FCI_record (sheet 1)

7.6 Description of information flows

This clause contains the detailed description of the information flows used by CAMEL.

Each Information Element (IE) is marked as Mandatory (M), Conditional (C), Optional (O) or Not applicable (-). This categorization is a functional classification, i.e. stage 2 information, and not a stage 3 classification to be used for the ASN.1 syntax of the protocol.

Details of errors and exceptions to these rules are specified in 3GPP TS 29.002 [4] and 3GPP TS 29.078 [5].

7.6.1 gsmSSF/gprsSSF to gsmSCF information flows

7.6.1.1 Event Report SMS

7.6.1.1.1 Description

This IF is used to notify the gsmSCF of an event previously requested by the gsmSCF in a Request Report SMS Event IF.

7.6.1.1.2 Information Elements

The following information elements are required:

Information element name	Required	Description
Event type	M	This IE specifies the type of event that is reported.
Event Specific Information	C	This IE indicates the SMS related information specific to the event.
Misc SMS Info	M	This IE indicates the DP type.
M	Mandatory (The IE shall always be sent).	
C	Conditional (The IE shall be sent, if available).	

7.6.1.2 Initial DP SMS

7.6.1.2.1 Description

This IF is generated by the gsmSSF/gprsSSF when a trigger is detected at a DP in the state model, to request instructions from the gsmSCF.

7.6.1.2.2 Information Elements

The following information elements are required:

Information element name	Required	Description
Destination Subscriber Number	M	This IE contains a number to identify the Destination short message entity. The Destination Subscriber Number shall be retrieved from the SMS-SUBMIT TPDU or the SMS-COMMAND TPDU, which are specified in 3GPP TS 23.040 [21].
Calling Party Number	M	This IE carries the MSISDN of the subscriber who sent the short message.
Event Type	M	This IE indicates the armed event (i.e. <i>SMS_Collected_Info</i>) resulting in the Initial DP SMS IF.
IMSI	M	This IE identifies the mobile subscriber.
Location Information in MSC	C	This IE is described in a table below.
Location Information in SGSN	C	This IE is described in a table below.
Service Key	M	This IE indicates to the gsmSCF the requested CAMEL Service. It is used to address the required application/SLP within the gsmSCF.
Time And Timezone	M	This IE contains the time that the gsmSSF/gprsSSF was triggered, and the time zone the gsmSSF/gprsSSF resides in.
TP Short Message Submission Specific Information	M	This IE contains the 1 st octet of the SMS-SUBMIT TPDU or the SMS-COMMAND TPDU, which are specified in 3GPP TS 23.040 [21]. For the SMS-SUBMIT TPDU, the 1 st octet contains the following information: <ul style="list-style-type: none"> - Message Type Indicator; - Reject Duplicates; - Validity Period Format; - Status Report Request; - User Data Header Indicator; - Reply Path. For the SMS-COMMAND TPDU, the 1 st octet contains the following information: <ul style="list-style-type: none"> - Message Type Indicator; - User Data Header Indicator; - Status Report Request. Refer to 3GPP TS 23.040 [21] for an indication of which elements of this 1 st octet are Mandatory and which elements are Conditional.
TP Protocol Identifier	M	This IE indicates the protocol used above SM-Transfer Layer. The TP Protocol Identifier shall be retrieved from the SMS-SUBMIT TPDU or the SMS-COMMAND TPDU, which are specified in 3GPP TS 23.040 [21].
TP Data Coding Scheme	C	This IE indicates the data coding scheme of the TP-User Data field, and may indicate a message class. The message class may indicate e.g. the originator of the Short Message. The TP Data Coding Scheme shall be retrieved from the SMS-SUBMIT TPDU, which is specified in 3GPP TS 23.040 [21].
TP Validity Period	C	This IE indicates the length of the validity period or the absolute time of the validity period termination. This IE is only used for the SMS-SUBMIT TPDU. The TP Validity Period shall be retrieved from the SMS-SUBMIT TPDU which is specified in 3GPP TS 23.040 [21].
SMSC Address	M	This IE defines the address of the SMSC to which the MO short message is intended to be submitted.
SMS Reference Number	C1	This IE carries the SMS Reference Number. This Reference Number is allocated by the MSC or SGSN that processes the Short Message. It may be used by the gsmSCF for inclusion in a gsmSCF SMS record. The allocation of an SMS Reference Number and the inclusion thereof in the Initial DP SMS IF is optional.
MSC Address	C2	This IE carries the E.164 MSC Address. This IE shall be present if the SMS Reference Number is present in the Initial DP SMS IF and the Short Message processing takes place in an MSC. Otherwise shall be absent.
SGSN Number	C2	This IE carries the Global Title of the SGSN. See 3GPP TS 23.060 [11].

Information element name	Required	Description
		This IE shall be present if the SMS Reference Number is present in the Initial DP SMS IF and the Short Message processing takes place in an SGSN. Otherwise shall be absent.
M		Mandatory (The IE shall always be sent).
C		Conditional (The IE shall be sent, if available).
C1		Conditional (Refer to the description column for the conditions of presence).
C2		Conditional (Refer to the description column for the conditions of presence).

Location Information in MSC is based on the Location Information IE defined in 3GPP TS 23.018 [3]. The following differences apply:

Information element name	Required	Description
Location number	C	See 3GPP TS 23.018 [3].
VLR number	M	See 3GPP TS 23.018 [3].
Age of location information	-	Not applicable
Current Location Retrieved	-	Not applicable
Selected LSA Identity	C1	This IE indicates the LSA identity associated with the current position of the MS. Shall be sent if the LSA ID in the subscriber data matches the LSA ID of the current cell. In the case of multiple matches the LSA ID with the highest priority shall be sent. See 3GPP TS 23.073 [23].
M		Mandatory (The IE shall always be sent).
C		Conditional (The IE shall be sent, if available).
C1		Conditional (The IE shall be sent, if available and SoLSA is supported).
-		Not applicable.

Location Information in SGSN is based on the Location Information IE defined in 3GPP TS 23.018 [3]. The following differences apply:

Information element name	Required	Description
Location number	-	Not applicable
Service area ID	C1	See 3GPP TS 23.018 [3].
Cell ID	C1	See 3GPP TS 23.018 [3].
Location area ID	C1	See 3GPP TS 23.018 [3].
Routing area ID	C	See 3GPP TS 23.003 [37].
Geographical information	C	See 3GPP TS 23.032 [34].
Geodetic information	-	Not applicable
VLR number	-	Not applicable
Age of location information	-	Not applicable
Current Location Retrieved	-	Not applicable
SGSN number	M	Global Title of the Serving GPRS Service Node. See 3GPP TS 23.060 [11].
Selected LSA Identity	C2	This IE indicates the LSA identity associated with the current position of the MS. Shall be sent if the LSA ID in the subscriber data matches the LSA ID of the current cell. In the case of multiple matches the LSA ID with the highest priority shall be sent. See 3GPP TS 23.073 [23].
M		Mandatory (The IE shall always be sent).
C		Conditional (The IE shall be sent, if available).
C1		Conditional (The IE shall be sent, if available. One and only one of the three conditional IEs shall be sent).
C2		Conditional (The IE shall be sent, if available and SoLSA is supported).
-		Not applicable.

7.6.2 gsmSCF to gsmSSF/gprsSSF information flows

7.6.2.1 Connect SMS

7.6.2.1.1 Description

This IF is used to request the gsmSSF/gprsSSF to perform the actions to route the SMS to a specific destination.

7.6.2.1.2 Information Elements

The following information elements are required:

Information element name	Required	Description
Calling Party Number	O	This IE indicates the subscriber who sent the SMS; possibly changed by the gsmSCF.
Destination Subscriber Number	O	This IE identifies the Destination short message entity; possibly changed by the gsmSCF. The Destination Subscriber Number shall be placed in the header information of the TPDU.
SMSCAddress	O	Indicates the SMSC address where the MO short message shall be submitted to; possibly changed by the gsmSCF.
O Optional (Service logic dependent).		

7.6.2.2 Continue SMS

7.6.2.2.1 Description

This information flow requests the gsmSSF/gprsSSF to proceed normally. The gsmSSF/gprsSSF completes DP processing, and continues SMS.

7.6.2.2.2 Information Elements

This IF contains no information elements.

7.6.2.3 Furnish Charging Information SMS

7.6.2.3.1 Description

This IF is used to request the gsmSSF/gprsSSF to include information in the CAMEL specific logical MO SMS record.

The logical call record is created when FCI-SMS is received and a logical call record for that short message does not exist. For modelling purposes the logical call record is buffered in the gsmSSF/gprsSSF. The gsmSSF/gprsSSF completes logical call records as defined in the SDLs. Once the logical call record is completed, then its free format data is moved to the corresponding CDR and the logical call record is deleted.

The CSE can send multiple concatenated FCIs per Short Message for completion. The total maximum of free format data is 160 octets per SM. The 160 octets may be sent in one or more FCI operations. If there is non-completed free format data and new FCI operation(s) is/are received to overwrite the non-completed data, then the non-completed data is discarded and the gsmSCF can send another 160 octets per SM.

7.6.2.3.2 Information Elements

The following information element is required:

Information element name	Required	Description
FCI Billing Charging Characteristics	M	This IE is described in the next table.
M Mandatory (The IE shall always be sent).		

FCI Billing Charging Characteristics contains the following information:

Information element name	Required	Description
FCIBCCAMEL Sequence 1	M	This IE is described in the next table.
M Mandatory (The IE shall always be sent).		

FCIBCCCAMEL Sequence 1 contains the following information:

Information element name	Required	Description
Free Format Data	M	This IE is a free format data to be inserted in the CAMEL logical call record.
Append Free Format Data	O	This IE indicates that the gsmSSF/gprsSSF shall append the free format data to the Logical MO SMS record. <ul style="list-style-type: none"> - If this IE is present indicating "Append", the gsmSSF/gprsSSF shall append the free format data received in this IF to the free format data already present in the Logical MO SMS record. - If this IE is absent or in value "Overwrite", then the gsmSSF shall overwrite all free format data already present in the Logical MO SMS record, by the free format data received in this IF. - If no Logical MO SMS record exists yet, then the gsmSSF/gprsSSF shall ignore this IE.
M	Mandatory (The IE shall always be sent).	
O	Optional (Service logic dependent).	

7.6.2.4 Release SMS

7.6.2.4.1 Description

This IF is used to tear down by the gsmSCF an existing SMS transfer.

7.6.2.4.2 Information Elements

The following information element is required:

Information element name	Required	Description
Cause	M	SMS Cause. Indicates the SMS specific cause of the release. The cause is reported to the MS.
M	Mandatory (The IE shall always be sent).	

7.6.2.5 Request Report SMS Event

7.6.2.5.1 Description

This IF is used to request the gsmSSF/gprsSSF to monitor for an event (i.e. O_SMS_Submitted or O_SMS_Failure), then send a notification back to the gsmSCF when the event is detected (see Event Report SMS IF).

7.6.2.5.2 Information Elements

The following information elements are required:

Information element name	Required	Description
SMS Event	M	This IE specifies the event or events of which a report is requested.
M	Mandatory (The IE shall always be sent).	

SMS Event contains the following information:

Information element name	Required	Description
Event type	M	This IE specifies the type of event of which a report is requested.
Monitor Mode	M	This IE indicates how the event shall be reported.
M	Mandatory (The IE shall always be sent).	

7.6.2.6 Reset Timer SMS

7.6.2.6.1 Description

This IF is used to refresh a gsmSSF/gprsSSF timer.

7.6.2.6.2 Information Elements

The following information elements are required:

Information element name	Required	Description
Timer Value	M	This IE specifies the value to which the indicated timer shall be set.
Timer ID	O	This IE indicates which timer shall be reset. It shall be set to "Tssf".
M	Mandatory (The IE shall always be sent).	
O	Optional (Service logic dependent).	

7.6.3 HLR to VLR/SGSN information flows

7.6.3.1 Delete Subscriber Data

7.6.3.1.1 Description

This IF is specified in 3GPP TS 29.002 [4] and is used by the HLR to delete subscriber data in the VLR/SGSN.

7.6.3.1.2 Information Elements

The Delete Subscriber Data contains the following CAMEL specific IE:

Information element name	Required	Description
CAMEL Subscription Info Withdraw	C	This IE identifies that all CSIs shall be deleted from the subscriber data in VLR/SGSN.
Specific CSI Withdraw	C	This IE is used to indicate that only SMS-CSI shall be deleted from the VLR/SGSN. This IE should not be sent when CAMEL Subscription Info Withdraw is present.
C	Conditional (The IE shall be sent when deletion is requested).	

7.6.3.2 Insert Subscriber Data

7.6.3.2.1 Description

This IF is specified in 3GPP TS 29.002 [4] and is used by the HLR to insert subscriber data in the VLR/SGSN.

7.6.3.2.2 Information Elements

The Insert Subscriber Data contains the following CAMEL specific IE:

Information element name	Required	Description
SMS-CSI	C	This IE identifies the subscriber having MO SMS CAMEL services.
C	Conditional (The IE shall be sent, if required).	

SMS-CSI contains the following information:

Information element name	Required	Description
gsmSCF Address	M	See clause 7.3.1.1.
Service Key	M	See clause 7.3.1.2.
Default SMS Handling	M	See clause 7.3.1.3.
CAMEL Capability Handling	M	See clause 7.3.1.5.
SMS Triggers	M	See clause 7.3.1.4. It includes the following trigger: <i>SMS_Collected_Info</i>
M Mandatory (the IE shall always be sent).		

7.6.4 VLR/SGSN to HLR information flows

7.6.4.1 Insert Subscriber Data ack

See clause 4.6.8.1.

7.6.4.2 Update Location

See clause 4.6.8.3. This information flow is sent by the VLR.

7.6.4.3 Update GPRS Location

See clause 6.6.4.1. This information flow is sent by the SGSN.

7.6.5 VLR to MSC Information Flows

7.6.5.1 Send Info For MO SMS Ack

7.6.5.1.1 Description

This IF is specified in 3GPP TS 29.002 [4]. It is used to transport MO SMS related subscription data from the VLR to the MSC.

The Send Info For MO SMS Ack contains the following information:

Information element name	Required	Description
SMS-CSI	C	This IE contains the CAMEL Subscription Information for MO-SMS.
ODB Data	C	This IE contains ODB data. This information is used to apply ODB for a reconnected Short Message, if needed.
CB SS Data	C	This IE contains CB SS data. This information is used to apply CB for a reconnected Short Message, if needed.
C Conditional (shall be sent if available).		

8 SS Notifications

8.1 Architecture

8.1.1 Functional Entities used for CAMEL

This clause describes the functional architecture needed to support Supplementary Service (SS) Notifications. Figure 8.1 shows the functional entities involved in sending SS Notifications. The architecture is applicable to the third phase of CAMEL.

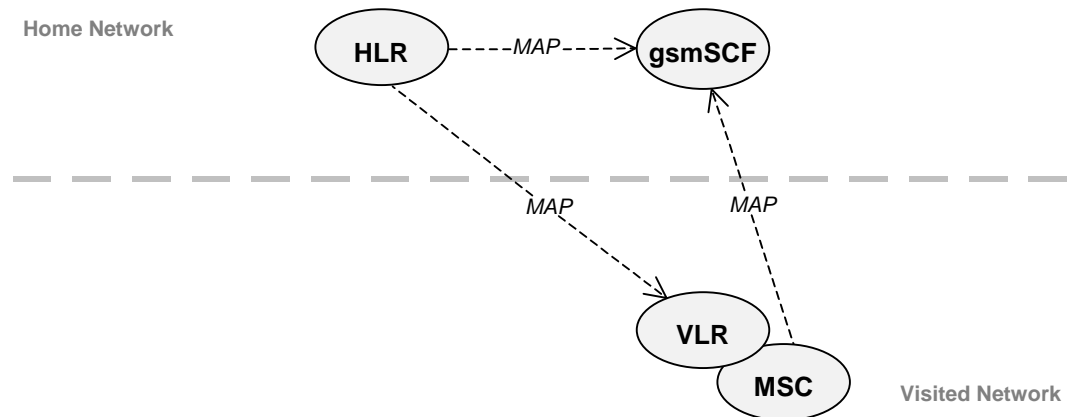


Figure 8.1: Functional architecture for support of SS Notifications

HLR: For subscribers requiring CAMEL support, the HLR stores the information relevant to the current subscription regarding SS-CSI. The SS-CSI is sent to the VLR at Location Update, on Data Restoration or if the SS-CSI is updated by administrative action. When processing an invocation of the CCBS supplementary service, the HLR shall send a notification of the invocation of the supplementary service to the gsmSCF if required by the SS-CSI.

MSC: When processing an invocation of any of the supplementary services ECT, CD and MPTY, the MSC may receive an SS-CSI from the VLR, indicating that a notification of the invocation of the supplementary service shall be sent to the gsmSCF.

VLR: The VLR stores the SS-CSI as a part of the subscriber data for subscribers roaming in the VLR area.

gsmSCF: The gsmSCF receives the SS Invocation Notification from the MSC or HLR.

8.1.2 Interfaces defined for SS Notifications

This clause describes the different interfaces applicable to SS Notifications. It specifies on a high level the functions specific to SS Notifications.

8.1.2.1 MSC - gsmSCF interface

This interface is used by the MSC to send supplementary service invocation notifications to the gsmSCF. The SS invocations that can be notified to the gsmSCF via this interface are Call Deflection (CD), Explicit Call Transfer (ECT) and Multi Party (MPTY).

8.1.2.2 HLR - gsmSCF interface

This interface is used by the HLR to send supplementary service invocation notifications to the gsmSCF. The SS invocation that can be notified to the gsmSCF via this interface is Call Completion to Busy Subscriber (CCBS).

8.1.2.3 VLR - MSC interface

This interface is used by the VLR to transfer SS-CSI to the MSC.

8.1.2.4 HLR-VLR interface

This interface is used by the HLR to send the SS-CSI to the VLR or to remove SS-CSI from the VLR.

8.2 Description of CAMEL Subscriber Data

8.2.1 Supplementary Service Invocation Notification CAMEL Subscription Information (SS-CSI)

This clause defines the contents of the Supplementary Service Invocation Notification CAMEL Subscription Information (SS-CSI).

8.2.1.1 Notification criteria

This data indicates for which supplementary services notifications shall be sent. The supplementary services which may be indicated are ECT, CD, CCBS and MPTY.

8.2.1.2 gsmSCF address

Address to be used to access the gsmSCF for a particular subscriber. The address shall be an E.164 number to be used for routing.

8.2.1.3 CSI state

The CSI state indicates whether the SS-CSI is active or not.

8.2.1.4 Notification flag

The notification flag indicates whether the change of the SS-CSI shall trigger Notification on Change of Subscriber Data or not.

8.2.1.5 gsmSCF address list for CSI

The gsmSCF address list indicates a list of gsmSCF addresses to which Notification on Change of Subscriber Data is to be sent. This list is common to all CSI.

8.3 Procedures for CAMEL

8.3.1 Handling of Supplementary Service Invocation Notification

At the invocation of any of the services ECT, CD and MPTY the VLR checks whether the criteria for sending a notification are fulfilled, i.e. whether the subscriber is provisioned with the SS-CSI and the particular invoked supplementary service is marked in the SS-CSI. If this is the case a notification is sent to the gsmSCF given by the gsmSCF address contained in the SS-CSI. The processing of the particular SS invocation is not suspended. If the notification criteria are not fulfilled the processing of the particular supplementary service continues unchanged and no notification is sent.

The sending of the notification is independent of call related CAMEL processing, i.e. processing indicated by O/D/T/VT-CSI.

On invocation of ECT, the VLR shall include the SS-CSI in the Invoke ECT response message (see Process MAF027 in 3GPP TS 23.091 [29]) to the MSC if applicable for ECT.

On invocation of MPTY, the VLR shall include the SS-CSI in the Process MPTY message (see Process MPTY_MAF026 in 3GPP TS 23.084 [28]) to the MSC if applicable for MPTY.

On invocation of CD, the VLR shall include the SS-CSI in the Send Info For Incoming Call ack message to the MSC if applicable to CD (see 3GPP TS 23.072 [35]).

When a subscriber activates a CCBS request, the HLR checks whether the criteria for sending a notification are fulfilled, i.e. whether:

- the subscriber is provisioned with an active SS-CSI; and
- CCBS is marked in the SS-CSI.

If the criteria are fulfilled, a notification is immediately sent to the gsmSCF given by the gsmSCF address contained in the SS-CSI and the processing of the CCBS request continues. Whenever the state of the CCBS request changes (see 3GPP TS 23.093 [38]), an additional notification is immediately sent to the gsmSCF and the processing of the CCBS request continues.

If the criteria are not fulfilled, the processing of the CCBS request continues unchanged and no notifications are sent.

At the invocation of the CCBS supplementary service, the HLR checks whether the criteria for sending a notification are fulfilled, i.e. whether the subscriber is provisioned with the SS-CSI and the particular invoked supplementary service is marked in the SS-CSI. If this is the case, a notification is sent to the gsmSCF given by the gsmSCF address contained in the SS-CSI. The processing of the SS invocation is not suspended. If the notification criteria are not fulfilled the processing of the particular supplementary service continues unchanged and no notification are sent.

8.4 Description of information flows

This clause contains the detailed description of the information flows used by CAMEL.

Each Information Element (IE) is marked as Mandatory (M), Conditional (C), Optional (O) or Not applicable (-). This categorization is a functional classification, i.e. stage 2 information, and not a stage 3 classification to be used for the ASN.1 syntax of the protocol.

The following principles apply for the handling of the IEs by the receiving entity:

- The gsmSCF may silently discard any IE which it does not functionally support.

Details of errors and exceptions to these rules are specified in are specified in 3GPP TS 29.002 [4].

8.4.1 MSC to gsmSCF information flows

8.4.1.1 SS Invocation Notification

8.4.1.1.1 Description

This IF is generated by the MSC when it shall notify the gsmSCF of a supplementary service invocation.

8.4.1.1.2 Information Elements

The following information elements are required:

Information element name	Required	Description
Notification Event	M	This IE indicates the supplementary service invocation, resulting in the SS Invocation Notification IF. Only the following Supplementary Services are allowed: Explicit Call Transfer, Call Deflection, Multi Party.
Notification Event Specific Information	C	In the case of ECT, the sending entity shall include the called party for each call originated by the subscriber and relevant to the ECT invocation. Note: the subscriber may have originated zero, one or two calls relevant to the ECT service. In the case of CD, the deflected to number shall be included in this information element. In the case of MPTY, this IE shall be omitted.
IMSI	M	This IE identifies the mobile subscriber who has invoked the supplementary service to be notified.
MSISDN	M	This IE identifies the mobile subscriber who has invoked the supplementary service to be notified.
M	Mandatory (The IE shall always be sent).	
C	Conditional (The IE shall be sent if applicable).	

8.4.2 HLR to VLR information flows

8.4.2.1 Delete Subscriber Data

8.4.2.1.1 Description

This IF is used by the HLR to remove CAMEL subscription data from the VLR. This IF is specified in 3GPP TS 29.002 [4].

8.4.2.1.2 Information Elements

The Delete Subscriber Data contains the following CAMEL specific IE for SS Notifications:

Information element name	Required	Description
CAMEL Subscription Info Withdraw	C	This IE identifies that all CSIs shall be deleted from the subscriber data in the VLR.
Specific CSI Withdraw	C	This IE is used to indicate that only SS-CSI shall be deleted from the VLR. This IE should not be sent when CAMEL Subscription Info Withdraw is present.
C	Conditional (The IE shall be sent when deletion is requested).	

8.4.2.2 Insert Subscriber Data

8.4.2.2.1 Description

This IF is used by an HLR to update a VLR with certain subscriber data. This IF is specified in 3GPP TS 29.002 [4].

8.4.2.2.2 Information Elements

The Insert Subscriber Data contains the following CAMEL specific IE for SS Notifications:

Information element name	Required	Description
SS-CSI	C	This IE identifies the subscriber as having supplementary service invocation notification services. It contains the Notification Criteria and gsmSCFAddress. This IE is described in clause 8.2.1. When SS-CSI is sent to the VLR, it shall not contain a marking for CCBS.
C Conditional (The IE shall be sent, if required).		

8.4.3 HLR to gsmSCF information flows

8.4.3.1 SS Invocation Notification

This IF is generated by the HLR when it shall notify the gsmSCF of a supplementary service invocation.

8.4.3.1.2 Information Elements

The following information elements are required:

Information element name	Required	Description
Notification Event	M	This IE indicates the supplementary service invocation, resulting in the SS Invocation Notification IF. Only the following Supplementary Services are allowed: Completion of Calls to Busy Subscriber
IMSI	M	This IE identifies the mobile subscriber who has invoked the supplementary service to be notified.
MSISDN	M	This IE identifies the mobile subscriber who has invoked the supplementary service to be notified.
B- Number	M	This IE indicates the destination address of the CCBS request.
CCBS Request State	M	This IE identifies the current state of the CCBS request. It can be one of: - Request; - Recall; - Active; - Completed; - Suspended; - Frozen; - Deleted.
M Mandatory (The IE shall always be sent).		

8.4.4 VLR to MSC information flows

8.4.4.1 Invoke SS result

8.4.4.1.1 Description

This IF is used by the VLR to send SS-CSI to the MSC. This IF is specified in 3GPP TS 29.002 [4].

8.4.4.1.2 Information Elements

The Invoke SS result contains the following CAMEL specific IE for SS Notifications:

Information element name	Required	Description
SS-CSI	C	This IE is included when it is available in the VLR and either ECT or MPTY has been successfully invoked and that supplementary service has been marked for notification.
C Conditional (The IE shall be sent when ECT or MPTY invocation shall be notified).		

8.4.4.2 Send Info For Incoming Call ack

8.4.4.2.1 Description

This IF is used by the VLR to send SS-CSI to the MSC. This IF is specified in 3GPP TS 23.018 [3].

8.4.4.2.2 Information Elements

The Send Info For Incoming Call ack contains the following CAMEL specific IE for SS Notifications:

Information element name	Required	Description
SS-CSI	C	This IE is included when it is available in the VLR and CD has been successfully invoked and that supplementary service has been marked for notification.
C Conditional (The IE shall be sent when CD invocation shall be notified).		

9 Mobility Management

9.1 Architecture

9.1.1 Functional Entities used for CAMEL

This clause describes the functional architecture required to support Mobility Management in CAMEL. Figure 9.1 shows the functional entities involved in CAMEL support of Mobility Management. The architecture is applicable to the third phase of CAMEL.

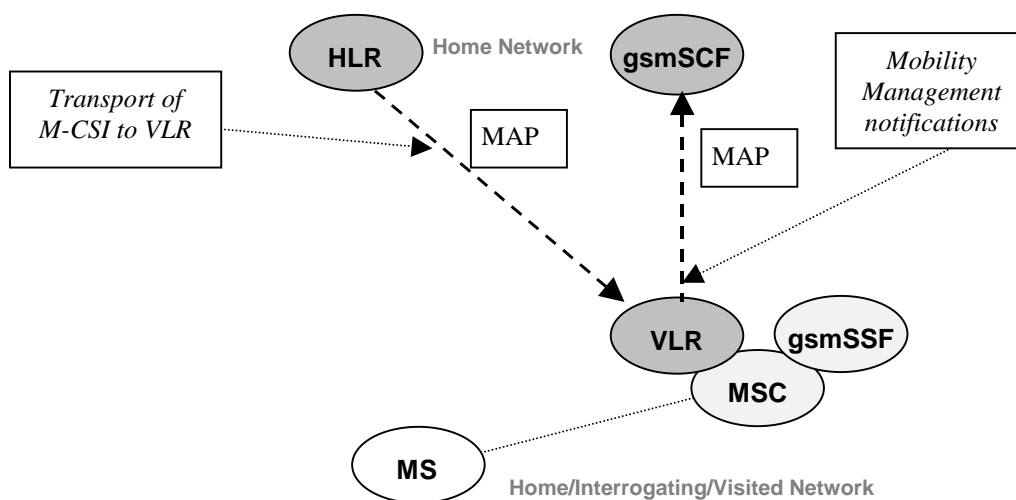


Figure 9.1: Functional architecture for support of CAMEL

gsmSCF: see clause 4.1.

HLR: The HLR contains Mobility management CAMEL Subscription Information (M-CSI) for those subscribers that require CAMEL control of Mobility Management events. M-CSI is sent to the VLR during the Location Update and Restore Data procedures or when M-CSI is modified in the HLR. The M-CSI is deleted in the VLR with the Delete Subscriber Data procedure.

MS: Mobile Station (GSM terminal).

MSC: see clause 4.1.

VLR: After having completed a Mobility Management event from a subscriber, the VLR may find it necessary to send a notification to the gsmSCF. The contents of M-CSI indicates which Mobility Management events shall be reported to the gsmSCF.

9.1.2 Interfaces defined for CAMEL

This clause describes the different interfaces applicable to CAMEL control of Mobility Management events. It specifies on a high level the functions specific to CAMEL.

9.1.2.2 VLR - gsmSCF interface

This interface is used by the VLR to send Mobility Management event notifications to the gsmSCF. When processing a mobility management event, the VLR may find it necessary to send a notification to the gsmSCF, depending on the presence of M-CSI for the subscriber and the contents of M-CSI.

9.2 Description of CAMEL Subscriber Data

9.2.1 Mobility Management CAMEL Subscription Information (M-CSI)

This clause specifies the contents of the Mobility Management CAMEL Subscription Information (M-CSI).

9.2.1.1 Mobility Management Triggers

This data indicates which Mobility Management events shall result in a notification to the gsmSCF. One or more events may be marked per subscriber.. These events are:

- Location update in the same VLR service area;
- Location update to another VLR service area;
- IMSI attach;
- MS initiated IMSI detach (explicit detach);
- Network initiated IMSI detach (implicit detach).

9.2.1.2 gsmSCF address

This is the address of the gsmSCF where the Mobility Management event notification shall be sent to. The gsmSCF address is in E.164 format.

9.2.1.3 Service Key

The Service Key is included in the notification message to the gsmSCF. It indicates to the gsmSCF which Service Logic shall be applied.

9.2.1.4 CSI state

The CSI state indicates whether the M-CSI is active or not.

9.2.1.5 Notification flag

The notification flag indicates whether the change of the M-CSI shall trigger Notification on Change of Subscriber Data or not.

9.2.1.6 gsmSCF address list for CSI

The gsmSCF address list indicates a list of gsmSCF addresses to which Notification on Change of Subscriber Data is to be sent. This list is common to all CSI.

9.3 Procedures for Mobility management

The different procedures for Mobility Management are shown in Figures 9.2a to 9.2e.

Figure 9.2a: Location Update within a single VLR Service Area. (The VLR Service area may be in the HPLMN or in the VPLMN).

Figure 9.2b: Location Update from one VLR Service Area to another VLR Service Area. (Both VLR Service Areas are in the HPLMN or in the same VPLMN).

Figure 9.2c: Location Update from one PLMN to another PLMN:

- update from HPLMN to VPLMN;
- update from VPLMN to HPLMN;
- update from one VPLMN to another VPLMN.

Figure 9.2d IMSI Detach (in HPLMN or in VPLMN):

- explicit detach (the MS has been switched off by the subscriber);
- implicit detach (the network has not received a periodic paging update from the MS and assumes that the MS is switched off or unreachable).

Figure 9.2e IMSI Attach (in HPLMN or in VPLMN):

- attach (the MS has been switched on by the subscriber – subscription data is still available in the VLR, no location update is needed).

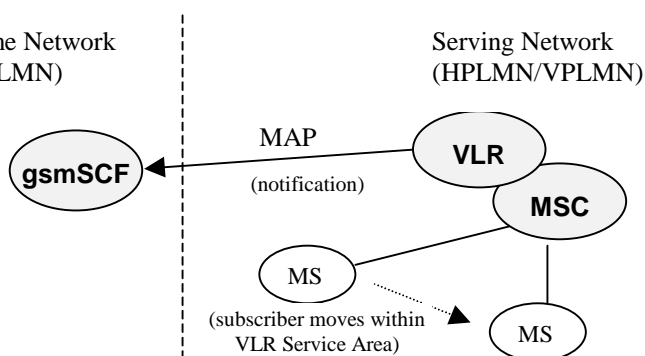


Figure 9.2a: Location Update within a single VLR Service Area

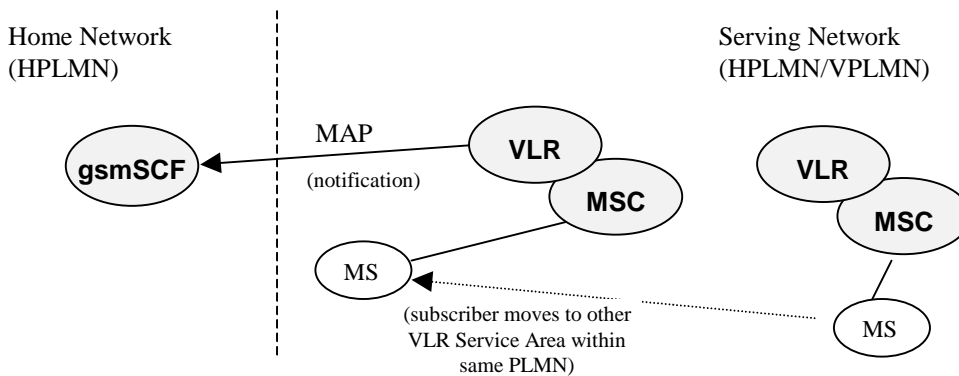


Figure 9.2b: Location Update from one VLR Service Area to another VLR Service Area

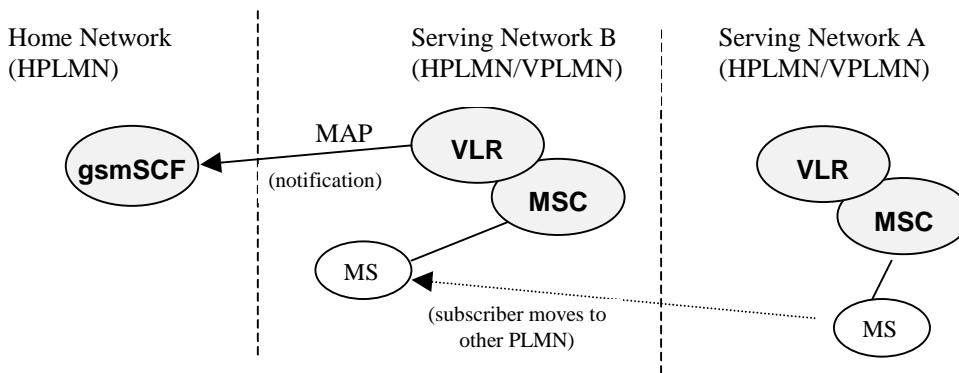


Figure 9.2c: Location Update from one PLMN to another PLMN

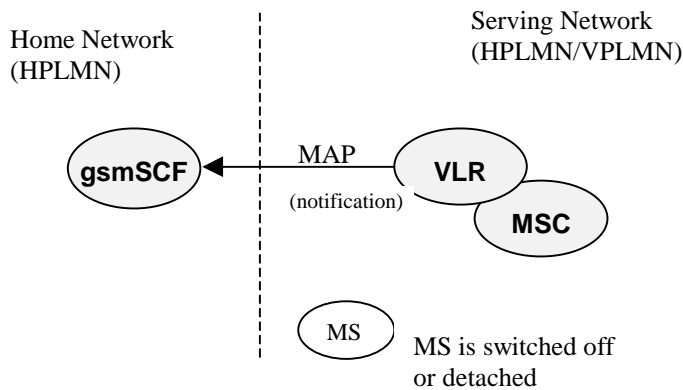


Figure 9.2d: IMSI Detach (implicit/explicit)

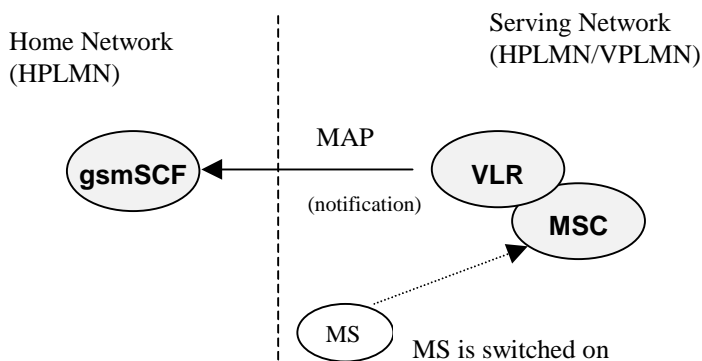


Figure 9.2e: IMSI Attach

When a Mobility Management Event has taken place and the processing has been completed, then the VLR may find it necessary to send a notification to the gsmSCF. The processing of the Mobility Management event in the VLR is not suspended by the sending of the notification nor is it in any way affected by the notification.

The sending of a Mobility Management notification to gsmSCF is independent of other CAMEL subscription data for a subscriber. E.g. a subscriber may have M-CSI without O-CSI or VT-CSI.

The sending of a Mobility Management event notification is subscription based.

Refer to clause 9.2.1 for a description of M-CSI and the different Mobility Management events that may lead to a notification to the gsmSCF.

9.3.1 Procedure descriptions

9.3.1.1 Procedure Set_Notification_Type

This procedure is called from process Update_Location_VLR in 3GPP TS 23.012 [32]. It checks the information element "Location Update Type", which the VLR receives from the MSC via MAP_UPDATE_LOCATION_AREA service. This element identifies the type of Location Update requested by the mobile station.

The possible values of this parameter are specified in 3GPP TS 24.008 [33].

The type of Location Update that was requested by the mobile station determines which Mobility Management notification message shall be sent to the gsmSCF.

The values "Periodic Updating" and "Reserved" shall not lead to a Mobility Management notification to the gsmSCF.

Procedure Set_Notification_Type

1(1)

/* Determining the type of Mobility Management event notification to be sent to the gsmSCF. */

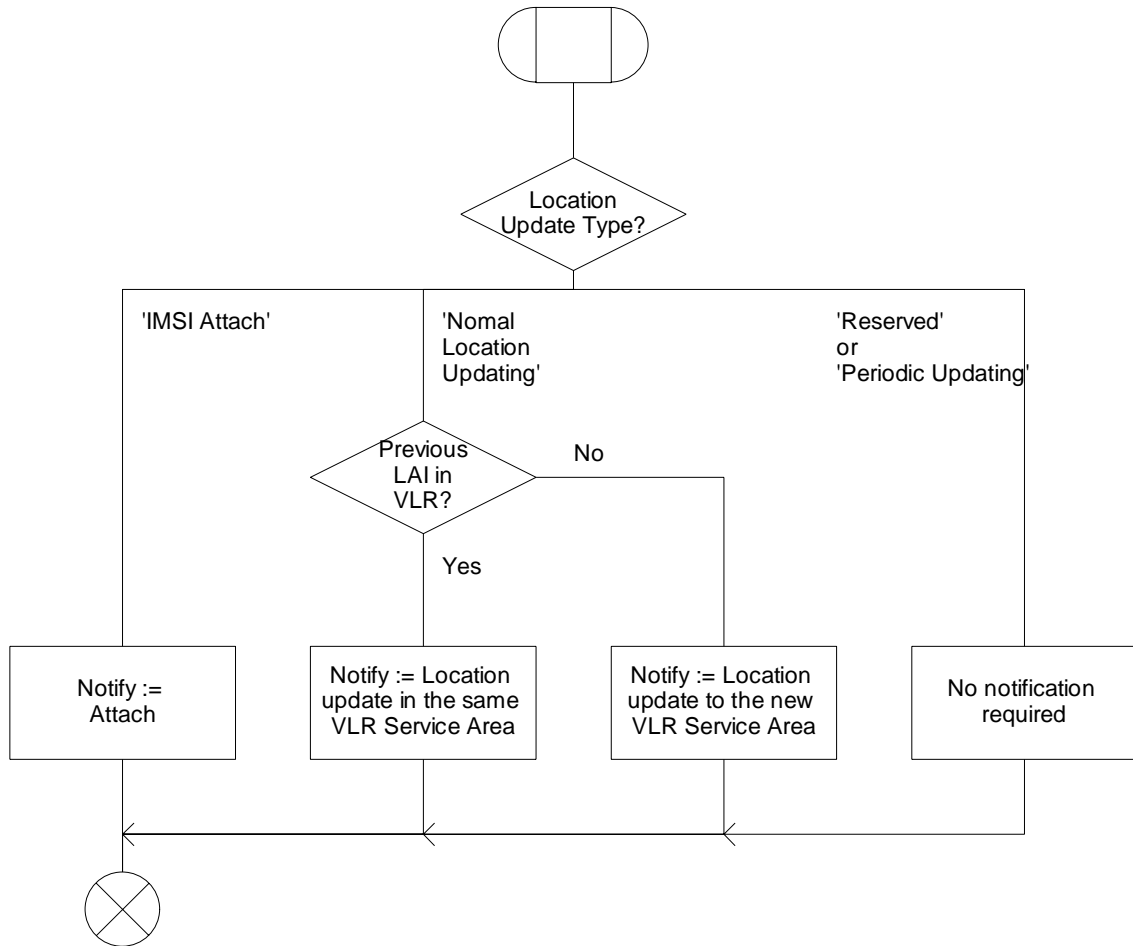


Figure 9.3: Procedure Set_Notification_Type (sheet 1)

9.3.1.2 Procedure Notify_gsmSCF

This procedure is called from the process "Update_Location_Area_VLR" and process "Detach_IMSI_VLR" in 3GPP TS 23.012 [32]. It is also called from the process "Update_Location_VLR" in 3GPP TS 29.002 [4].

The calling process passes on the variable "Notify" to the procedure "Notify_gsmSCF". This variable indicates which Mobility Management notification may be necessary to be sent to the gsmSCF. If this variable has a value NULL, then no notification shall be sent to the gsmSCF.

If a notification may be necessary to be sent to the gsmSCF, then the procedure checks the presence of M-CSI.

- If M-CSI is present and the Mobility Management event indicated in the variable "Notify" is marked in M-CSI, then a notification shall be sent to the gsmSCF.
- If M-CSI is not present or the Mobility Management event indicated in the variable "Notify" is not marked in M-CSI, then no notification shall be sent to the gsmSCF.

Procedure Notify_gsmSCF

1(1)

/* Sending a notification to the gsmSCF, if needed. */

/* Signals to/from the right are to/from the process 'MM_Event_Notification_VLR' in 3GPP TS 29.002. */

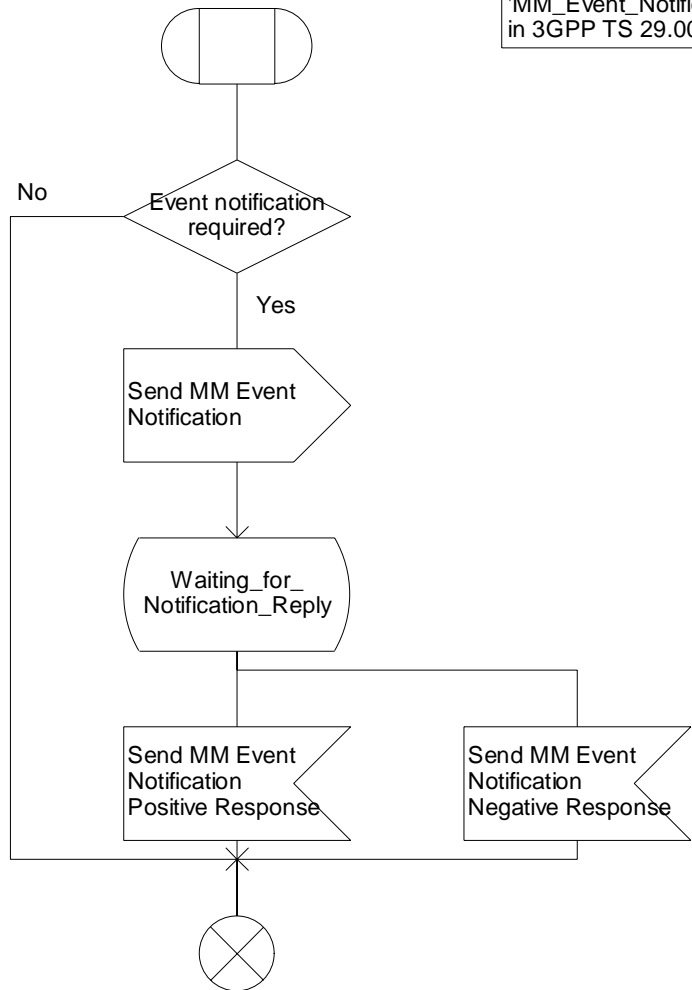


Figure 9.4: Procedure Notify_gsmSCF (sheet 1)

9.4 Description of information flows

This clause contains the detailed description of the information flows used by CAMEL for Mobility Management control.

Each Information Element (IE) is marked as Mandatory (M), Conditional (C), Optional (O) or Not applicable (-). This categorization is a functional classification, i.e. stage 2 information, and not a stage 3 classification to be used for the ASN.1 syntax of the protocol.

The following principles apply for the handling of the IEs by the receiving entity:

- The gsmSCF may silently discard any IE which it does not functionally support.
- The VLR shall functionally support all IE's which can be sent to it.

9.4.1 VLR to gsmSCF information flows

9.4.1.1 Mobility Management event Notification

9.4.1.1.1 Description

This IF is generated by the VLR when it shall notify the gsmSCF of a Mobility Management event.

9.4.1.1.2 Information Elements

The following information elements are required:

Information element name	Required	Description
Event Met	M	This IE indicates the type of Mobility Management that lead to the notification. The value of this IE shall be one of the following. <ul style="list-style-type: none"> - Location update in the same VLR service area; - Location update to another VLR service area; - IMSI attach; - MS initiated IMSI detach (explicit detach); - Network initiated IMSI detach (implicit detach).
Service Key	M	This IE indicates the Service Logic that the gsmSCF shall apply.
IMSI	M	This IE identifies the mobile subscriber to whom the Mobility Event applies.
Basic MSISDN	M	This IE identifies the mobile subscriber to whom the Mobility Event applies.
Location Information	C	This IE indicates the current location of the MS. This IE is described in the next table.
Supported CAMEL Phases	M	This IE indicates the CAMEL Phases that are supported by the MSC/VLR in which the MS is registered after the mobility management event.
M	Mandatory (The IE shall always be sent).	
C	Conditional (The IE shall be sent, if available).	

Location Information is defined in 3GPP TS 23.018 [3]. The following differences apply:

Information element name	Required	Description
Service area ID	C1	See 3GPP TS 23.018 [3].
Cell ID	C1	See 3GPP TS 23.018 [3].
Current Location Retrieved	-	Not applicable
Location area ID	C1	See 3GPP TS 23.003 [37].
Selected LSA Identity	C	This IE indicates the LSA identity associated with the current position of the MS. Shall be sent if the LSA ID in the subscriber data matches the LSA ID of the current cell. In the case of multiple matches the LSA ID with the highest priority shall be sent. See 3GPP TS 23.073 [23].
C	Conditional (The IE shall be sent, if available and SoLSA is supported).	
C1	Conditional (The IE shall be sent, if available. One and only one of the three conditional IEs shall be sent).	
-	Not applicable.	

9.4.2 HLR to VLR information flows

9.4.2.1 Delete Subscriber Data

9.4.2.1.1 Description

This IF is used by an HLR to remove certain subscriber data from a VLR if the subscription of one or more supplementary services or basic services is withdrawn. Note that this IF is not used in the case of erasure or de-activation of supplementary services. This IF is specified in 3GPP TS 29.002 [4].

9.4.2.1.2 Information Elements

The Delete Subscriber Data contains the following CAMEL specific IE for Mobility Management:

Information element name	Required	Description
CAMEL Subscription Info Withdraw	C	This IE identifies that all CSIs shall be deleted from the subscriber data in VLR.
Specific CSI Withdraw	C	This IE is used to indicate that only M-CSI shall be deleted from the VLR. This IE should not be sent when CAMEL Subscription Info Withdraw is present.
C	Conditional (The IE shall be sent when deletion is requested).	

9.4.2.2 Insert Subscriber Data

9.4.2.2.1 Description

This IF is used by an HLR to update a VLR with certain subscriber data. This IF is specified in 3GPP TS 29.002 [4].

9.4.2.2.2 Information Elements

Insert Subscriber Data contains the following CAMEL specific IE for Mobility Management:

Information element name	Required	Description
M-CSI	C	This IE identifies the subscriber as having mobility management notification services. It contains the events that shall be reported, the gsmSCF Address and the Service Key.
C	Conditional (The IE shall be sent, if required).	

M-CSI contains the following information:

Information element name	Required	Description
GsmSCF Address	M	This IE is described in clause 9.2.1.
Service Key	M	This IE is described in clause 9.2.1.
Mobility Management Triggers	M	This IE indicates which Mobility Management events shall be reported to the gsmSCF. It shall contain one or more of the following elements: <ul style="list-style-type: none"> - Location update in the same VLR service area; - Location update to another VLR service area; - IMSI attach; - MS initiated IMSI detach (explicit detach); - Network initiated IMSI detach (implicit detach).
M	Mandatory (The IE shall always be sent).	

10 Control and interrogation of subscription data

Support of the procedures described in this clause in CAMEL Phase 3 is a network operator option.

10.1 Architecture

10.1.1 Functional Entities used for CAMEL

This clause describes the functional architecture required to support control and interrogation of subscription data. Figure 10.1 shows the functional entities involved in CAMEL support of control and interrogation of subscription data.

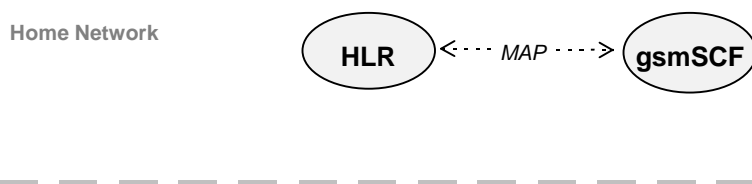


Figure 10.1: Functional architecture for support of control and interrogation of subscription data

gsmSCF: see clause 3.1.

HLR: The HLR may provide an interface to the gsmSCF for the Any Time Subscription Interrogation and Any Time Modification procedures. The gsmSCF may provide an interface to the HLR for the Notify Subscriber Data Change procedure.

10.1.2 Interfaces defined for CAMEL

This clause describes the interface applicable to CAMEL control of subscription data. It specifies on a high level the functions specific to CAMEL.

10.1.2.1 gsmSCF - HLR

This interface is used by the gsmSCF to interrogate or modify information in the HLR. As a network operator option, the HLR may refuse to provide or modify the information requested by the gsmSCF. This interface is also used by the HLR to notify the gsmSCF of a change of subscriber data.

10.2 Procedures for CAMEL

10.2.1 Any Time Subscription Interrogation

Handling of Any Time Interrogation for Subscription Information Retrieval involves the following process:

- CAMEL_ATSI_HLR.

If an OSS needs the Subscription Information, the gsmSCF initiates a transaction to the HLR by sending an Any Time Subscription Interrogation Request.

Process CAMEL_ATSI_HLR

1(2)

/* Process in the HLR receiving an Any Time Subscription Interrogation request from gsmSCF. */

/* Signals to/from the left are to/from the gsmSCF. */

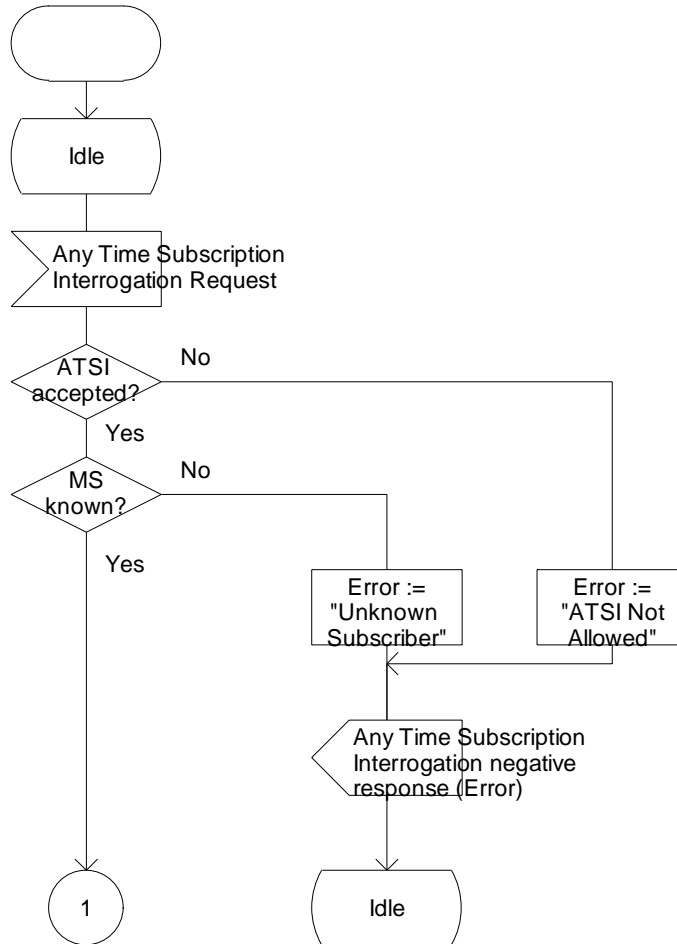


Figure 10.2a: Process CAMEL_ATSI_HLR (sheet 1)

Process CAMEL_ATSI_HLR

2(2)

/* Process in the HLR receiving an Any Time Subscription Interrogation request from gsmSCF. */

/* Signals to/from the left are to/from the gsmSCF. */

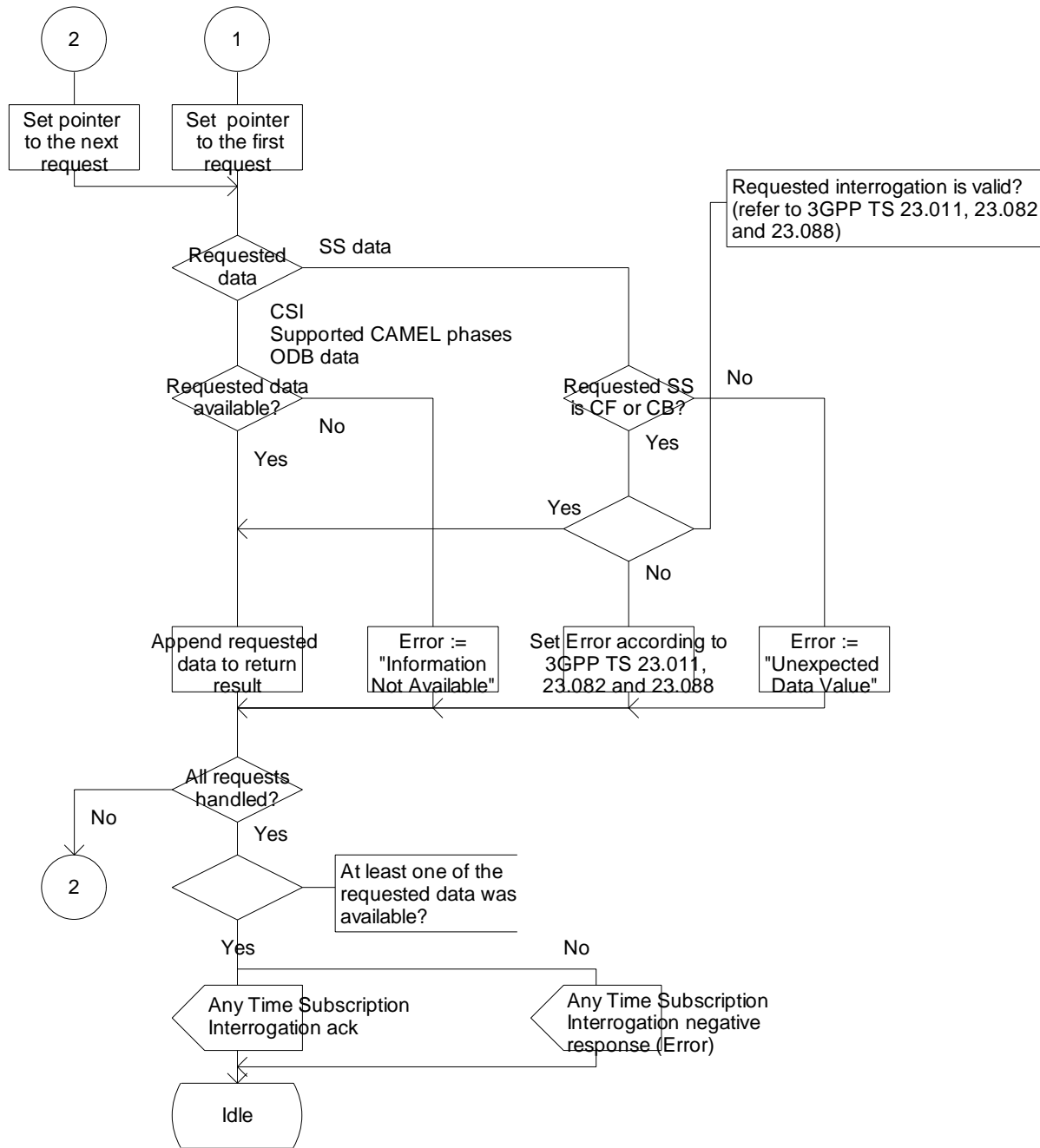


Figure 10.2b: Process CAMEL_ATSI_HLR (sheet 2)

10.2.2 Any Time Modification

Handling of Any Time Modification involves the following process:

- CAMEL_ATM_HLR.

The following procedures are involved:

- ATM_Modify_Data
This procedure checks which data shall be modified and calls the appropriate data modification procedure.
- ATM_Modify_CSI_Data
If the CSI indicated in the ATM request is not available in the HLR, then an error is returned.
Otherwise, the CSI state and/or Notification-to-CSE flag are set as instructed with the ATM request.
- ATM_Modify_CF_Data
When only the SS-code and (optionally) a Basic Service code are present in the ATM request, then all Call Forwarding data belonging to this SS code and basic service code is erased, the associated notificationToCSE flag is unchanged and the SS-Status is amended according to the state transition model defined in 3GPP TS 23.082 [27].
Otherwise, the behaviour is as follows:
 - If a valid SS state is present in the ATM request, then an SS state transition is performed.
 - If a valid FTN, FTN sub address or No Reply Condition Time is present in the ATM request, then the indicated variable is modified.
 - Before modification of CF data (SS state changed to "registered", insert or change of FTN), the interaction checks between CF and ODB and between CF and CB shall be performed as described in 3GPP TS 23.015 [40] and 3GPP TS 23.082 [27] respectively. The CF data shall only be modified if the changed new CF data does not conflict with the existing ODB or CB entries.
 - If an instruction to modify the notification-to-CSE flag is present in the ATM request, then the notification-to-CSE flag is modified.
 - If the modification is partially successful (e.g. succeeds for one Basic Service but fails for another Basic Service), then the operation is partially accepted by the HLR. The accepted changes are made in the HLR and the changed data is sent in the ATM acknowledgement.
- ATM_Modify_CB_Data
When only the SS-code and (optionally) a Basic Service code are present in the ATM request, then all Call Barring belonging to this SS code and basic service code is deactivated, the associated notificationToCSE flag is unchanged and the SS-Status is amended according to the state transition model defined in 3GPP TS 23.088 [39].
Otherwise, the behaviour is as follows:
 - If a valid SS state is present in the ATM request, then an SS state transition is performed.
 - Before modification of CB data (SS state), the interaction checks between CF and CB shall be performed as described in 3GPP TS 23.088 [39]. The CB data shall only be modified if the changed new CB data does not conflict with the existing CF entries.
 - If a valid Password or "Wrong password attempt counter" is present in the ATM request, then the indicated variable is modified.
 - If an instruction to modify the notification-to-CSE flag is present in the ATM request, then the notification-to-CSE flag is modified.
 - If the modification is partially successful (e.g. succeeds for one Basic Service but fails for another Basic Service), then the operation is partially accepted by the HLR. The accepted changes are made in the HLR and the changed data is sent in the ATM acknowledgement.

After having executed the Any Time Modification instruction from the gsmSCF, the HLR calls the procedure CAMEL_NSDC_HLR, which sends notifications to gsmSCF(s), if required.

Process CAMEL_ATM_HLR

1(1)

/* Process in the HLR receiving an Any Time Subscription Modification request from gsmSCF. */

/* Signals to/from the left are to/from the gsmSCF, unless otherwise indicated.*/

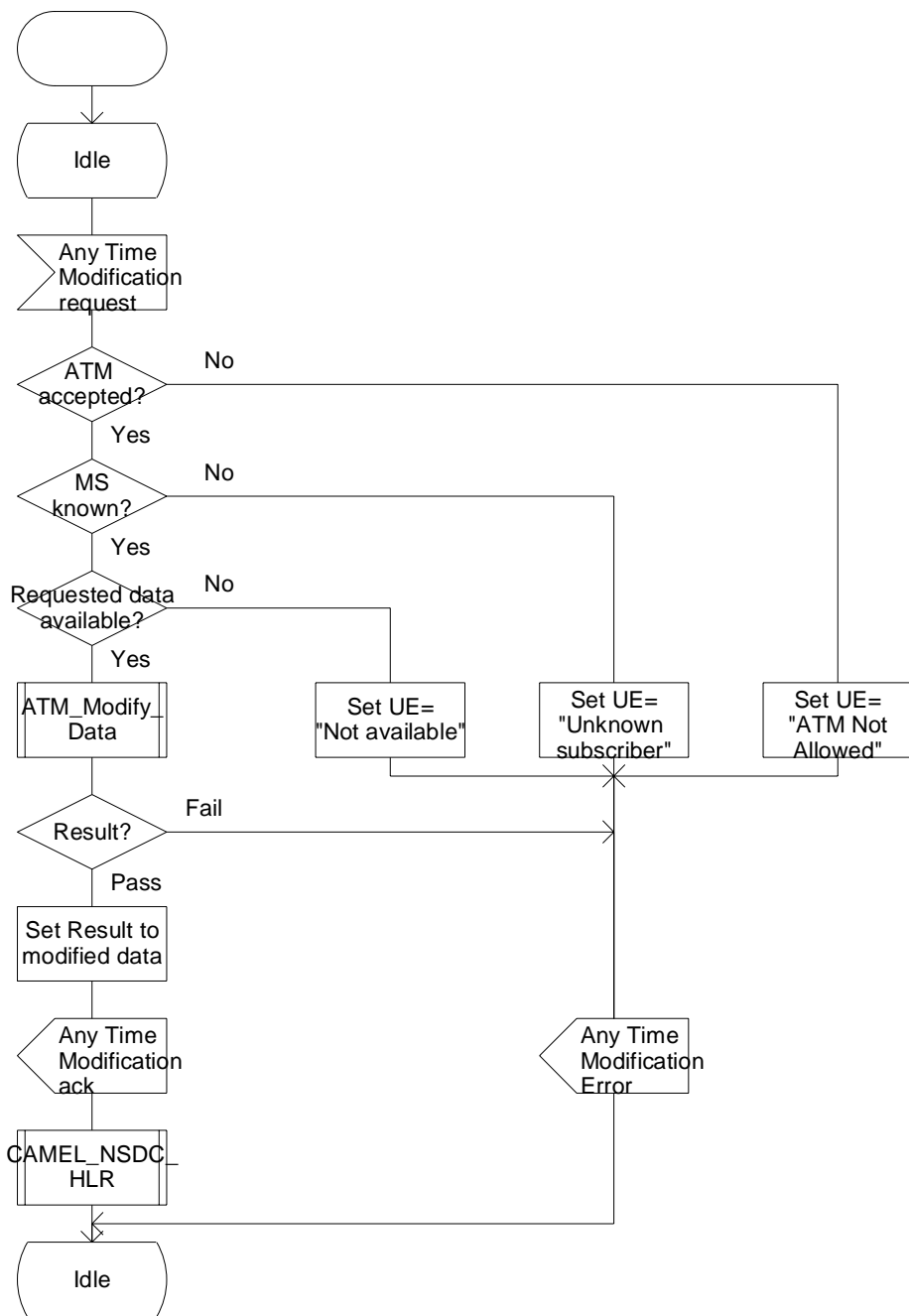


Figure 10.3: Process CAMEL_ATM_HLR (sheet 1)

Procedure ATM_Modify_Data

1(1)

/* Procedure in the HLR to modify subscriber data as a result of an ATM request. */

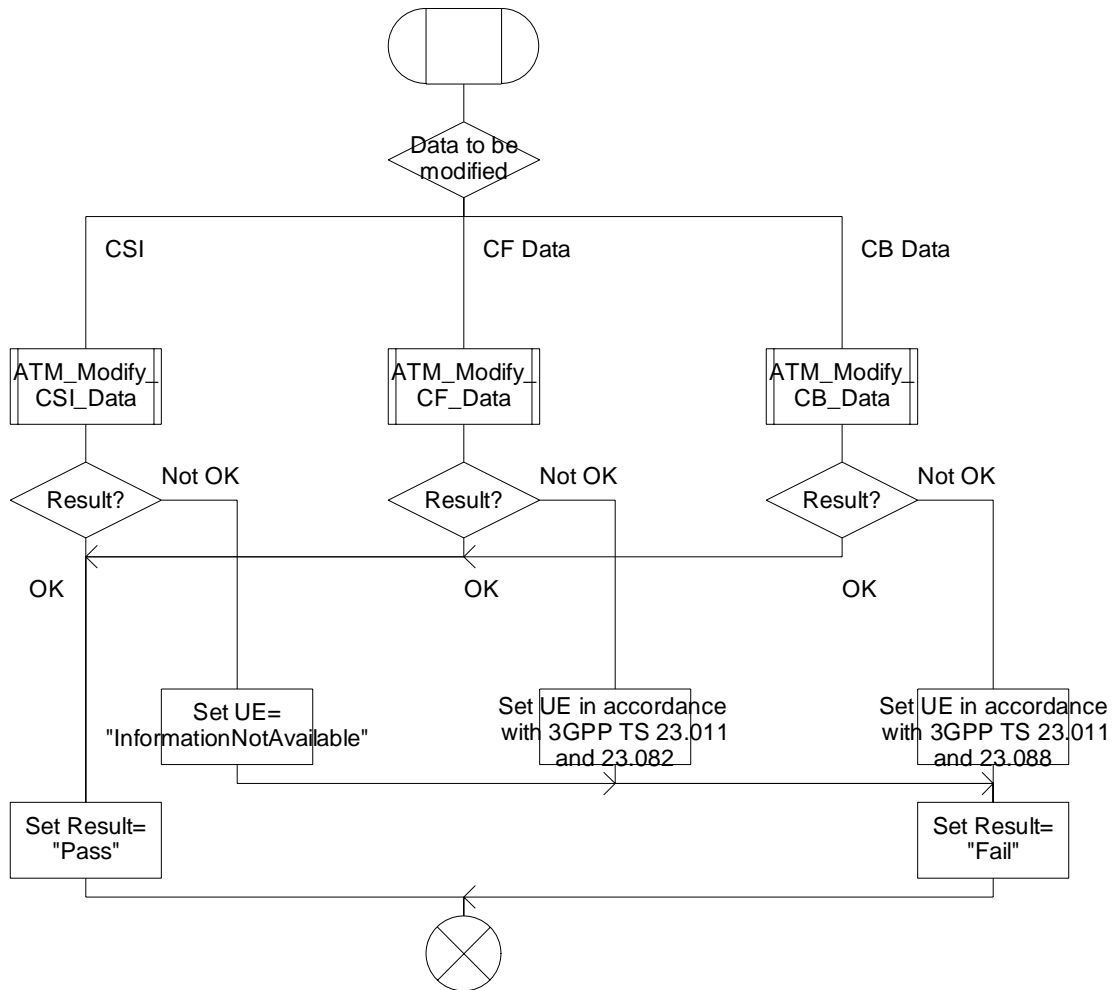


Figure 10.4: Procedure ATM_Modify_Data (sheet 1)

Procedure ATM_Modify_CSI_Data

1(1)

/* Procedure in the HLR to modify CSI data as a result of an ATM request. */

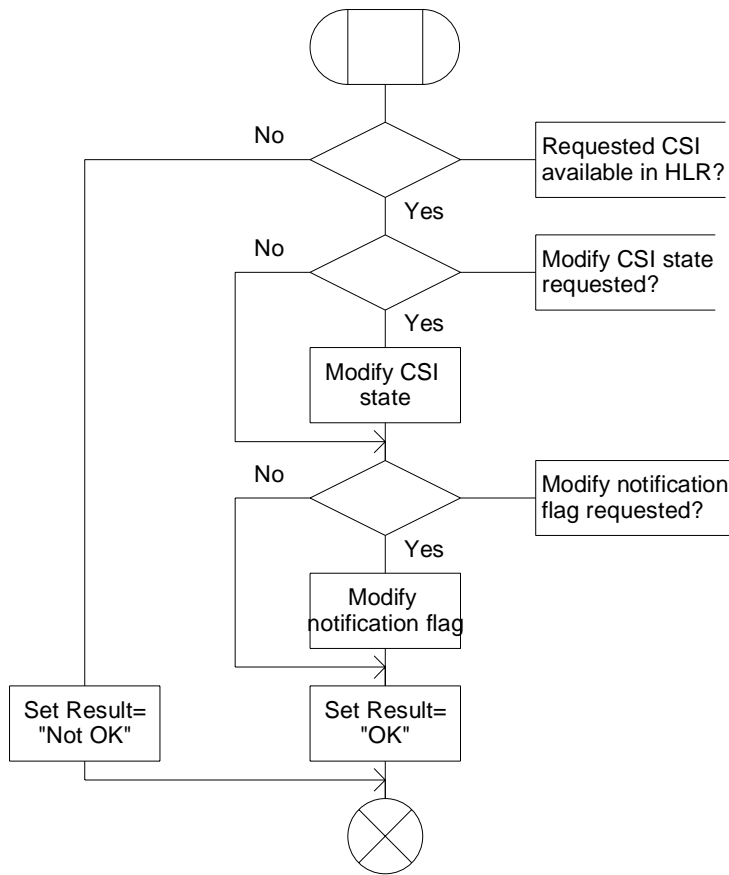
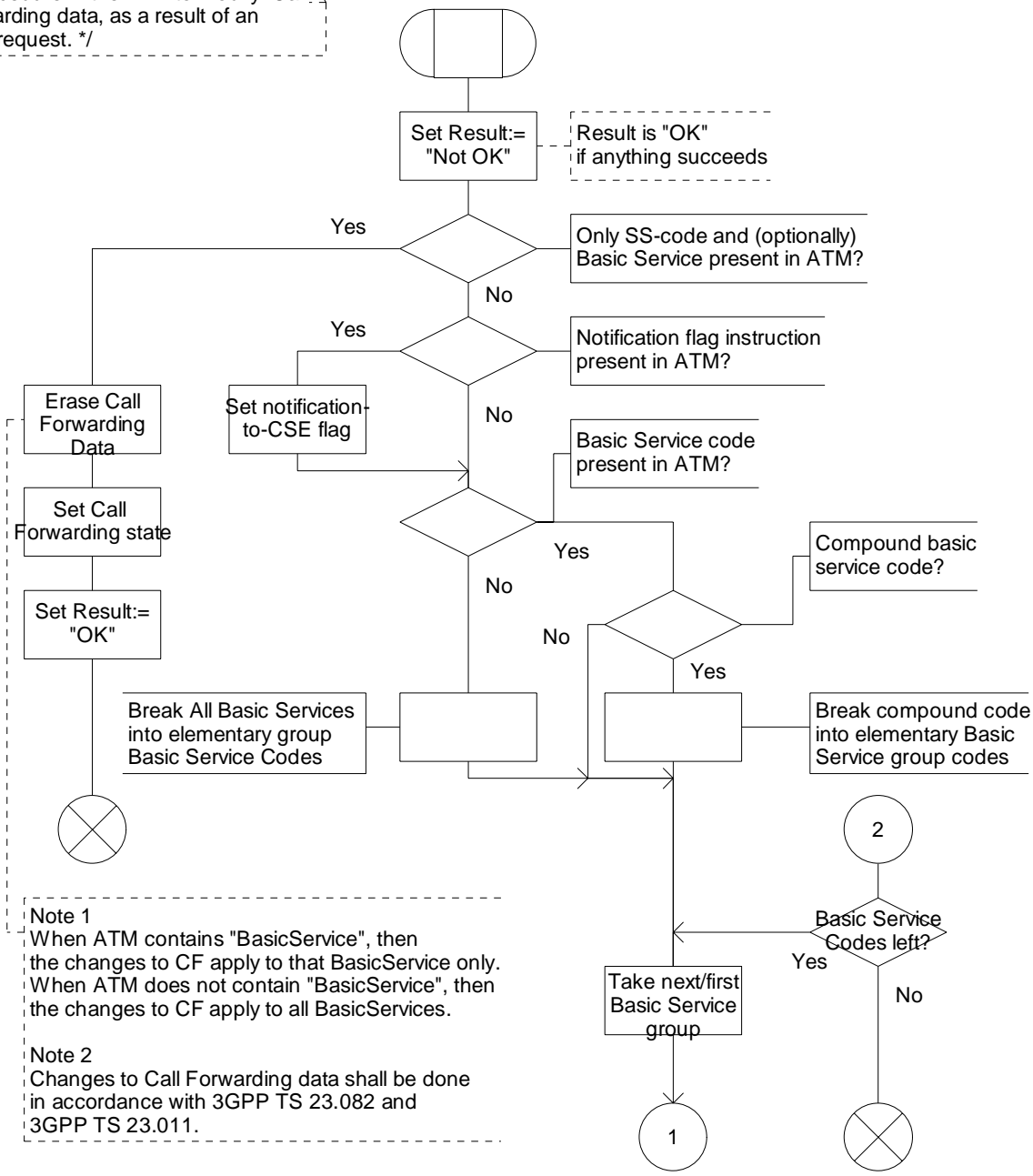


Figure 10.5: Procedure ATM_Modify_CSI_Data (sheet 1)

Procedure ATM_Modify_CF_Data

1(2)

/* Procedure in the HLR to modify Call Forwarding data, as a result of an ATM request. */



Note 1
When ATM contains "BasicService", then the changes to CF apply to that BasicService only. When ATM does not contain "BasicService", then the changes to CF apply to all BasicServices.

Note 2
Changes to Call Forwarding data shall be done in accordance with 3GPP TS 23.082 and 3GPP TS 23.011.

Figure 10.6a: Procedure ATM_Modify_CF_Data (sheet 1)

Procedure ATM_Modify_CF_Data

2(2)

/* Procedure in the HLR to modify Call Forwarding data, as a result of an ATM request. */

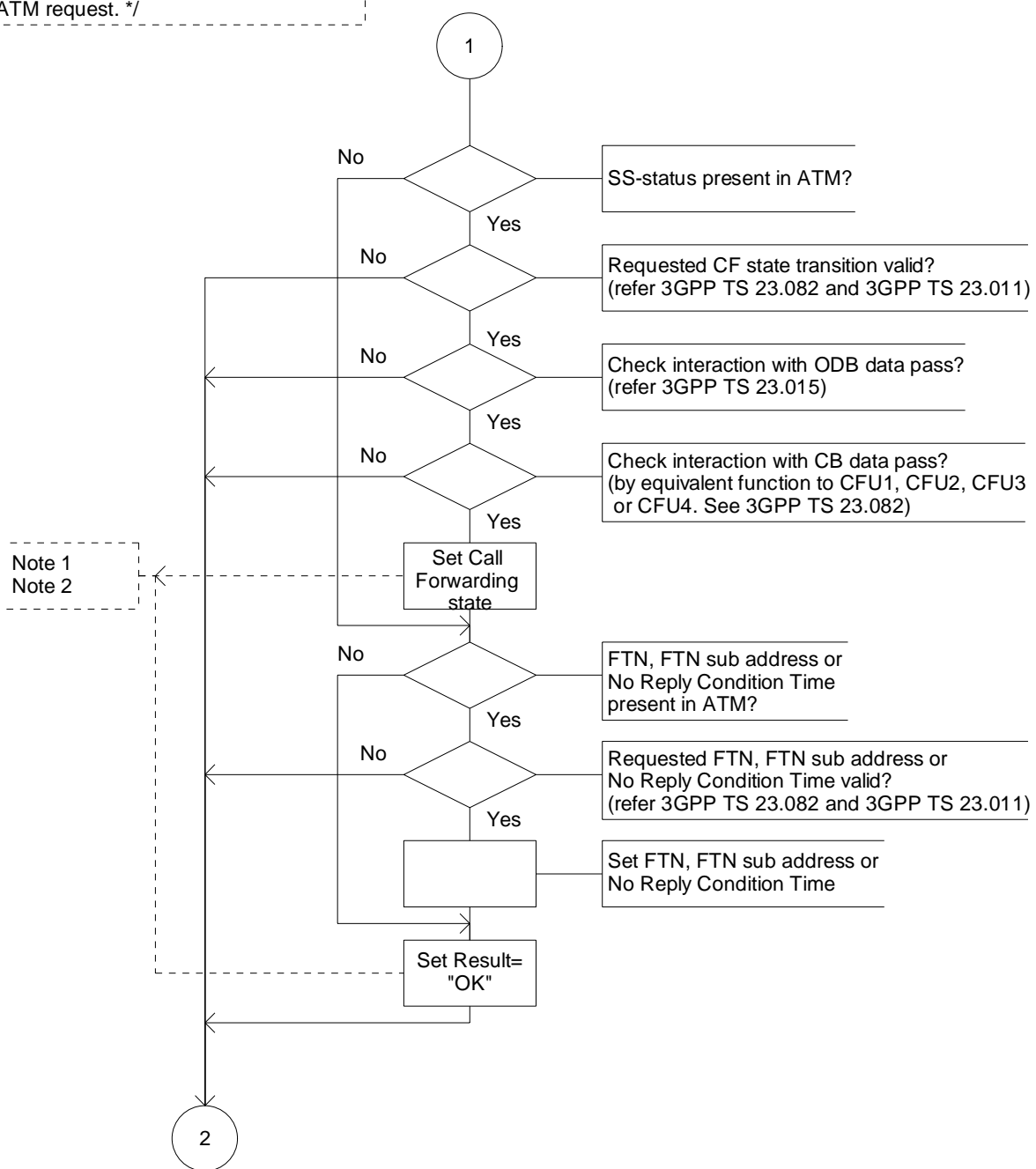
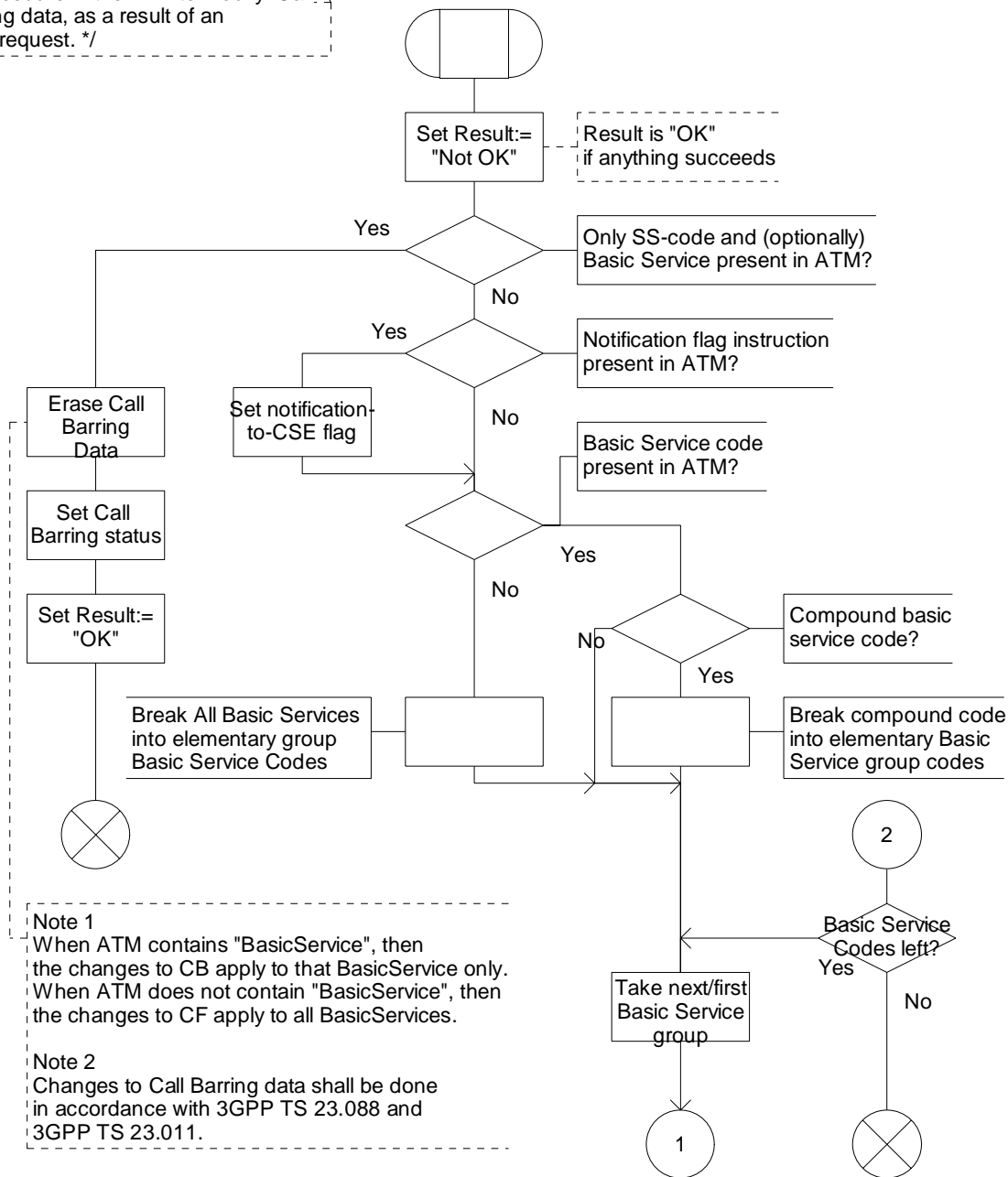


Figure 10.6b: Procedure ATM_Modify_CF_Data (sheet 2)

Procedure ATM_Modify_CB_Data

1(2)

/* Procedure in the HLR to modify Call Barring data, as a result of an ATM request. */



Note 1
When ATM contains "BasicService", then the changes to CB apply to that BasicService only. When ATM does not contain "BasicService", then the changes to CF apply to all BasicServices.

Note 2
Changes to Call Barring data shall be done in accordance with 3GPP TS 23.088 and 3GPP TS 23.011.

Figure 10.7a: Procedure ATM_Modify_CB_Data (sheet 1)

Procedure ATM_Modify_CB_Data

2(2)

/* Procedure in the HLR to modify Call Barring data, as a result of an ATM request. */

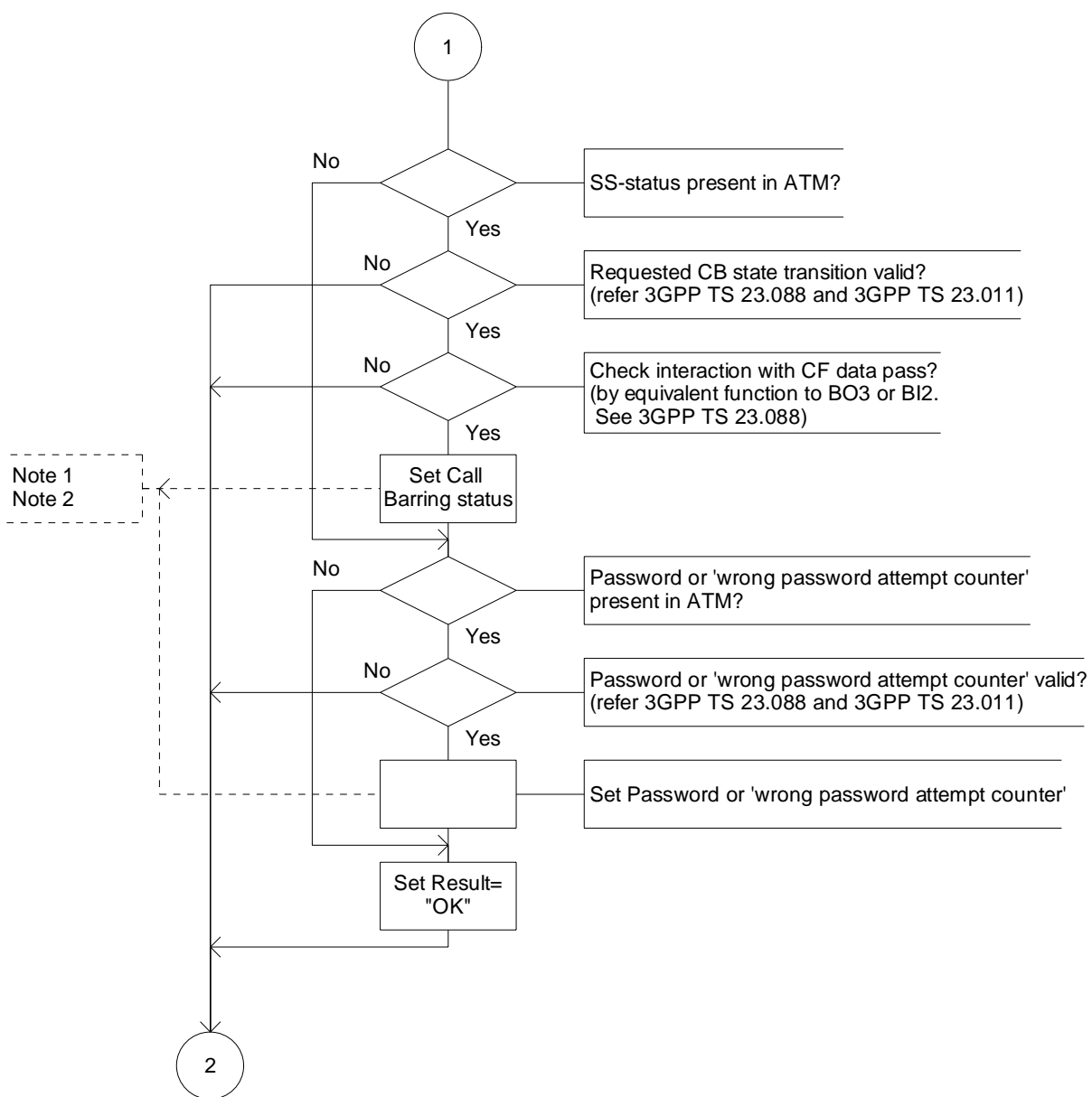


Figure 10.7b: Procedure ATM_Modify_CB_Data (sheet 2)

10.2.3 Notify Subscriber Data Change

Changes of CSI, Call Forwarding data, Call Barring data or ODB data shall be notified only if the CSI, Call Forwarding data, Call Barring data or ODB data is marked with the Notification-to-CSE flag.

The HLR maintains a list of gsmSCF address(es) for Call Forwarding Data, Call Barring Data, ODB and CSI. When any of these items has been modified, a notification shall be sent to each gsmSCF in the corresponding list.

The sending of a notification to the gsmSCF may be triggered by the following processes:

- subscriber data change by administrative procedure;
- subscriber data changed by subscriber;
- subscriber data changed by Any Time Modification request from gsmSCF;
- subscriber data changed due to a change of other subscriber data;
- subscriber data change due to Location Update.

When a change of subscriber data is requested by the Any Time Modification request IF, the Any Time Modification ack IF is returned to the requesting gsmSCF confirming the status of the altered data. Separate Notify Subscriber Data Change IFs shall also be returned to the requesting gsmSCF for each other piece of altered data, but these shall not contain the requested change.

Each gsmSCF shall be notified only once. Multiple occurrence of gsmSCF Address in these lists shall not lead to multiple notification.

Handling of Notify Subscriber Data Change involves the following procedure:

- CAMEL_NSDC_HLR.

If a change of subscriber data needs to be notified to the gsmSCF, then the HLR initiates a transaction to the gsmSCF by sending Notify Subscriber Data Change message.

Procedure CAMEL_NSDC_HLR

1(1)

/* Procedure in the HLR to notify the gsmSCF about a change in subscriber data. */

/* Signals to/from the left are to/from the gsmSCF. */

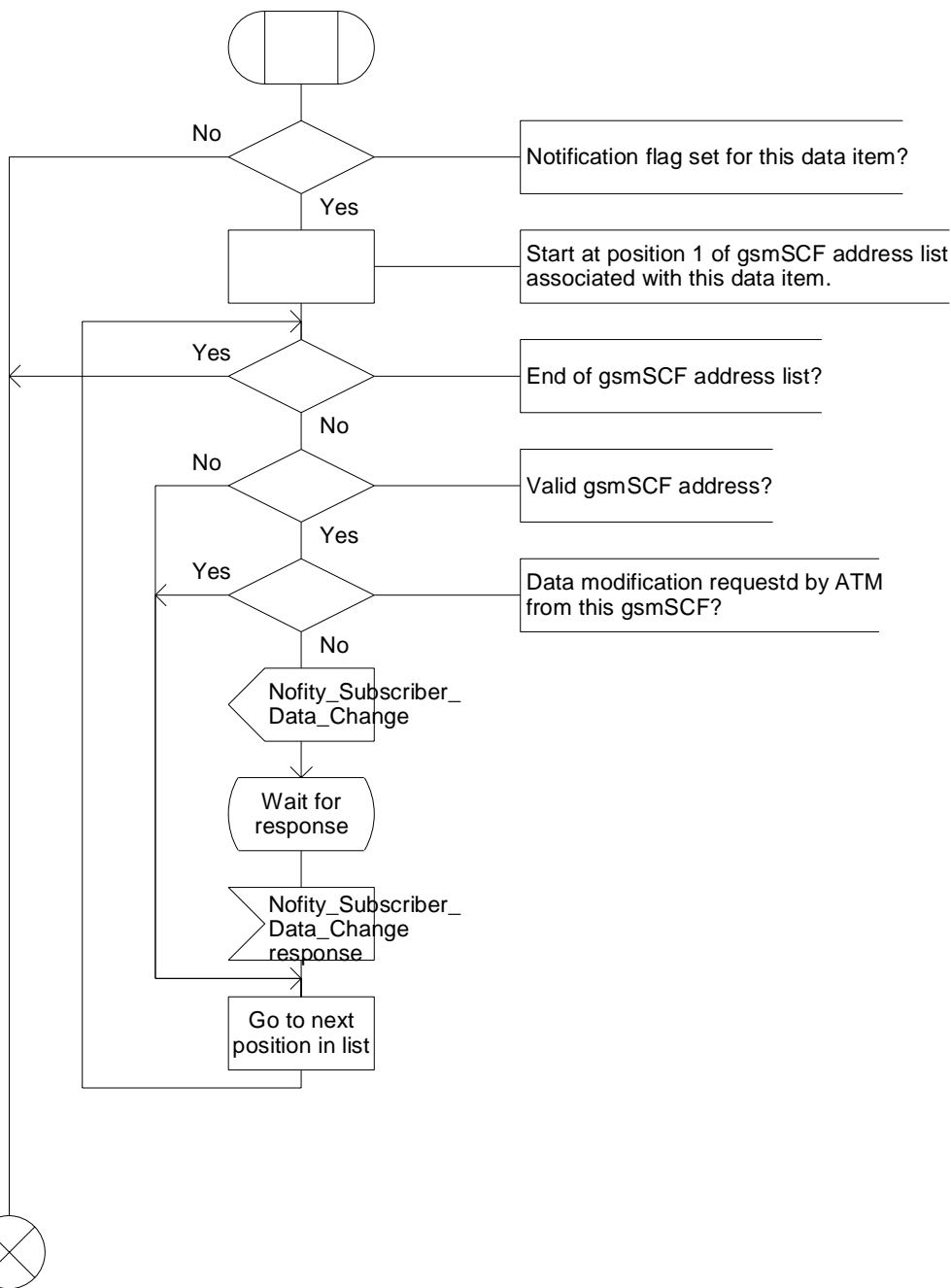


Figure 10.8: Procedure CAMEL_NSDC_HLR (sheet1)

10.3 Description of information flows

This clause contains the detailed description of the information flows used by CAMEL.

Each Information Element (IE) is marked as Mandatory (M), Conditional (C), Optional (O) or Not applicable (-). This categorization is a functional classification, i.e. stage 2 information, and not a stage 3 classification to be used for the ASN.1 syntax of the protocol.

The following principles apply for the handling of the IEs by the receiving entity:

- The gsmSCF may silently discard any IE which it does not functionally support.
- The HLR shall return an error if it does not functionally support an IE which it receives.

Details of errors and exceptions to these rules are specified in 3GPP TS 29.002 [4].

10.3.1 gsmSCF to HLR information flows

10.3.1.1 Any Time Subscription Interrogation Request

10.3.1.1.1 Description

This IF is used to request subscription information from the HLR at any time.

10.3.1.1.2 Information Elements

The following information elements are required:

Information element name	Required	Description
GsmSCF Address	M	This IE indicates the address of the interrogating gsmSCF.
Requested Info	M	This IE indicates the type of subscriber information being requested: This shall consist of one or more of the following list: - supplementary service, described in a table below; - Operator Determined Barring; - CAMEL Subscription Information, described in a table below; - supported CAMEL phases in VLR; - supported CAMEL phases in SGSN.
Subscriber Identity	M	This IE identifies the subscriber for which the information is requested. The identity shall be either: - IMSI; or - MSISDN.
M	Mandatory (The IE shall always be sent).	

Supplementary service contains the following information:

Information element name	Required	Description
SS code	M	This IE indicates a supplementary service as defined in 3GPP TS 22.004 [25]. Due to a restriction of the Any Time Subscription Interrogation acknowledgement IF, only the following supplementary service codes are allowed for this IE; <ul style="list-style-type: none"> - call forwarding unconditional; - call forwarding on mobile subscriber busy; - call forwarding on no reply; - call forwarding on mobile subscriber not reachable; - barring of all outgoing calls; - barring of outgoing international calls; - barring of outgoing international calls except those directed to the home PLMN; - barring of all incoming calls; - barring of incoming calls when roaming outside home PLMN Country.
Basic Service	O	See 3GPP TS 22.002 [24].
M	Mandatory (The IE shall always be sent).	
O	Optional (Service Logic Dependent).	

CAMEL subscription information contains the following information:

Information element name	Required	Description
CAMEL subscription information	M	This IE indicates which CAMEL Subscription Information is requested. It shall be one of the following elements: O-CSI/T-CSI/VT-CSI/TIF-CSI/GPRS-CSI/SMS-CSI/SS-CSI/M-CSI/D-CSI
M	Mandatory (The IE shall always be sent).	

10.3.1.2 Any Time Modification Request

10.3.1.2.1 Description

This IF is used to modify information in the HLR at any time.

10.3.1.2.2 Information Elements

The following information elements are required:

Information element name	Required	Description
gsmSCF Address	M	This IE indicates the address of the interrogating gsmSCF.
Subscriber Identity	M	This IE identifies the subscriber for which the information is requested. The identity shall be either: <ul style="list-style-type: none"> - IMSI; or - MSISDN.
Modification Request for Call Forwarding SS data	C1	This IE indicates the data of Call Forwarding data to be modified. It is described in a table below.
Modification Request for Call Barring SS data	C1	This IE indicates the data of call barring data to be modified. It is described in a table below.
Modification Request for CAMEL Subscription Information	C1	This IE indicates the Modification Request for CAMEL Subscription Information. It is described in a table below.
M	Mandatory (The IE shall always be sent).	
C1	Conditional (One and only one of the three IEs shall be sent).	

Modification Request for Call Forwarding SS data contains the following information:

Information element name	Required	Description
SS Code	M	This IE indicates Call Forwarding supplementary service as defined in 3GPP TS 22.004 [25]. Due to a restriction of the Any Time Modification acknowledgement IF, only the following supplementary service codes are allowed for this IE; <ul style="list-style-type: none"> - call forwarding unconditional; - call forwarding on mobile subscriber busy; - call forwarding on no reply; - call forwarding on mobile subscriber not reachable.
Basic Service	O	See 3GPP TS 22.002 [24].
SS Status	O	See 3GPP TS 23.011 [26]. Provisioning and withdrawal are not allowed for the gsmSCF.
Forwarded-to Number	O	See 3GPP TS 23.082 [27].
Forwarded-to Subaddress	O	See 3GPP TS 23.082 [27].
No Reply Condition Time	O	See 3GPP TS 23.082 [27].
Modify Notification Flag	O	This IE contains an instruction to activate or de-activate the Notification-to-CSE flag.
M	Mandatory (The IE shall always be sent).	
O	Optional (Service Logic dependent).	

Modification Request for Call Barring SS data contains the following information:

Information element name	Required	Description
SS Code	M	This IE indicates Call Barring supplementary service as defined in 3GPP TS 22.004 [25]. Due to a restriction of the Any Time Modification acknowledgement IF, only the following supplementary service codes are allowed for this IE; <ul style="list-style-type: none"> - barring of all outgoing calls; - barring of outgoing international calls; - barring of outgoing international calls except those directed to the home PLMN; - barring of all incoming calls; - barring of incoming calls when roaming outside home PLMN Country.
Basic Service	O	See 3GPP TS 22.002 [24].
SS Status	O	See 3GPP TS 23.011 [26]. Provisioning and withdrawal are not allowed for the gsmSCF.
Password	O	See 3GPP TS 23.011 [26].
Wrong password attempts counter	O	See 3GPP TS 23.011 [26].
Modify Notification flag	O	This IE contains an instruction to activate or de-activate the Notification-to-CSE flag.
M	Mandatory (The IE shall always be sent).	
O	Optional (Service Logic dependent).	

Modification Request for CAMEL Subscription Information contains the following information:

Information element name	Required	Description
Requested CSI	M	This IE indicates which CSI shall be modified. Only one CSI may be changed in one ATM Request.
Modify Notification flag	O	This IE contains an instruction to activate or de-activate the Notification-to-CSE flag.
Modify CSI state	O	This IE contains an instruction to activate or de-activate the CSI.
M	Mandatory (The IE shall always be sent).	
O	Optional (Service Logic dependent).	

10.3.1.3 Notify Subscriber Data Change response

10.3.1.3.1 Description

This IF is used by the gsmSCF to respond to the HLR of the change of subscriber data notify.

10.3.1.3.2 Information Elements

This IF contains no information elements.

10.3.2 HLR to gsmSCF information flows

10.3.2.1 Any Time Subscription Interrogation ack

10.3.2.1.1 Description

This IF is used by the HLR to provide the requested subscription information to the gsmSCF.

10.3.2.1.2 Information Elements

The following information elements are required:

Information element name	Required	Description
Call Forwarding SS data	C	This IE is described in a table below.
Call Barring SS data	C	This IE is described in a table below.
Operator Determined Barring data	C	This IE is described in a table below.
CAMEL Subscription Information	C	This IE is described in a table below.
Supported CAMEL phases in VLR	C	This IE indicates the CAMEL phase supported in the VLR.
Supported CAMEL phases in SGSN	C	This IE indicates the CAMEL phase supported in the SGSN.
C Conditional (The IE shall be sent, if requested and available).		

Call Forwarding SS data contains the following information:

Information element name	Required	Description
Forwarding Feature List	C	See the table below
Notification-to-CSE Flag	C	This IE indicates whether the gsmSCF is notified of a change of Call Forwarding SS data.
C Conditional (The IE shall be sent, if available and applicable).		

Forwarding Feature List contains 1 to 32 items of the following information:

Information element name	Required	Description
Basic Service	C	See 3GPP TS 22.002 [24].
SS Status	C	See 3GPP TS 23.011 [26].
Forwarded-to Number	C	See 3GPP TS 23.082 [27].
Forwarded-to Subaddress	C	See 3GPP TS 23.082 [27].
Subscription Options	C	See 3GPP TS 23.082 [27].
No Reply Condition Time	C	See 3GPP TS 23.082 [27].
C Conditional (The IE shall be sent, if available and applicable).		

Call Barring SS data contains the following information:

Information element name	Required	Description
Call Barring Feature List	C	See the table below.
Password	C	See 3GPP TS 23.011 [26].
Wrong password attempts counter	C	See 3GPP TS 23.011 [26].
Notification-to-CSE flag	C	This IE indicates whether the gsmSCF is notified of a change of Call Barring SS data.
C Conditional (The IE shall be sent, if available and applicable).		

Call Barring Feature List contains 1 to 32 items of the following information:

Information element name	Required	Description
Basic Service	C	See 3GPP TS 22.002 [24].
SS Status	C	See 3GPP TS 23.011 [26].
C Conditional (The IE shall be sent, if available and applicable).		

Operator determined barring data contains the following information:

Information element name	Required	Description
ODB General Data	C	This IE indicates the set of subscribers features that the network operator or the service provider can regulate.
ODB HPLMN Specific Data	C	This IE indicates the set of subscribers features that the network operator or the service provider can regulate only when the subscriber is registered in the HPLMN.
Notification-to-CSE flag	C	This IE indicates whether the gsmSCF is notified of a change of ODB data.
C Conditional (The IE shall be sent, if available and applicable).		

CAMEL Subscription Information contains the following information:

Information element name	Required	Description
O-CSI	C	See clause 4.3.1.
D-CSI	C	See clause 4.3.2.
T-CSI	C	See clause 4.3.4.
VT-CSI	C	See clause 4.3.5.
TIF-CSI	C	See clause 4.3.6.2.
GPRS-CSI	C	See clause 6.3.1.
SMS-CSI	C	See clause 7.3.1.
SS-CSI	C	See clause 8.2.1.
M-CSI	C	See clause 9.2.1.
C Conditional (The IE shall be sent, if requested and available).		

10.3.2.2 Any Time Modification ack

10.3.2.2.1 Description

This IF is used by the HLR to provide the modified information to the gsmSCF.

10.3.2.2.2 Information Elements

The following information elements are required:

Information element name	Required	Description
Call Forwarding SS data	C	This IE is described in a table below.
Call Barring SS data	C	This IE is described in a table below.
CAMEL Subscription Information	C	This IE is described in a table below.
C Conditional (The IE shall be sent if it was modified).		

Call Forwarding SS data contains the following information:

Information element name	Required	Description
SS Code	C1	This IE indicates Call Forwarding supplementary service as defined in 3GPP TS 22.004 [25].
Forwarding Feature List	C2	See the table below.
Notification-to-CSE Flag	C3	This IE indicates whether the gsmSCF is notified of a change of Call Forwarding SS data.
C1	Conditional (The IE shall be sent, if available. Only the SS code for which the modification applies is sent.	
C2	Conditional (The IE shall be sent, if available). If a Forwarding Feature List item is modified then all applicable fields within the item shall be sent. All modified Forwarding Feature List items shall be returned.	
C3	Conditional (The IE shall be sent, if available and modified).	

Forwarding Feature List contains 1 to 32 items of the following information:

Information element name	Required	Description
Basic Service	C	See 3GPP TS 22.002 [24].
SS Status	C	See 3GPP TS 23.011 [26].
Forwarded-to Number	C	See 3GPP TS 23.082 [27].
Forwarded-to Subaddress	C	See 3GPP TS 23.082 [27].
Subscription Options	C	See 3GPP TS 23.082 [27].
No Reply Condition Time	C	See 3GPP TS 23.082 [27].
C	Conditional (The IE shall be sent, if available and applicable).	

Call Barring SS data contains the following information:

Information element name	Required	Description
SS Code	C1	This IE indicates Call Barring supplementary service as defined in 3GPP TS 22.004 [25].
Call Barring Feature List	C2	See the table below.
Password	C3	See 3GPP TS 23.011 [26].
Wrong password attempts counter	C3	See 3GPP TS 23.011 [26].
Notification-to-CSE flag	C3	This IE indicates whether the gsmSCF is notified of a change of Call Barring SS data.
C1	Conditional (The IE shall be sent, if available. Only the SS code for which the modification applies is sent.	
C2	Conditional (The IE shall be sent, if available). If a Call Barring Feature List item is modified then all applicable fields within the item shall be sent. All modified Call Barring Feature List items shall be returned.	
C3	Conditional (The IE shall be sent, if available and modified).	

Call Barring Feature List contains 1 to 32 items of the following information:

Information element name	Required	Description
Basic Service	C	See 3GPP TS 22.002 [24].
SS Status	C	See 3GPP TS 23.011 [26].
C	Conditional (The IE shall be sent, if available and applicable).	

CAMEL Subscription Information contains the following information:

Information element name	Required	Description
O-CSI	C	See clause 4.3.1.
D-CSI	C	See clause 4.3.2.
T-CSI	C	See clause 4.3.4.
VT-CSI	C	See clause 4.3.5.
TIF-CSI	C	See clause 4.3.6.2.
GPRS-CSI	C	See clause 6.3.1.
SMS-CSI	C	See clause 7.3.1.
SS-CSI	C	See clause 8.2.1.
M-CSI	C	See clause 9.2.1.
C	Conditional (The IE shall be sent, if it was modified. Only the modified CSI is sent).	

10.3.2.3 Notify Subscriber Data Change

10.3.2.3.1 Description

This IF is used by the HLR to notify to the gsmSCF of the change of subscriber data. This IF is sent at each time subscriber data is changed.

10.3.2.3.2 Information Elements

The following information elements are required:

Information element name	Required	Description
IMSI	M	The IMSI is used to identify the subscriber.
MSISDN	M	The MSISDN is used to identify the subscriber.
Call Forwarding SS data	C	This IE is described in a table below.
Call Barring SS data	C	This IE is described in a table below.
Operator Determined Barring data	C	This IE is described in a table below.
CAMEL Subscription Information	C	This IE is described in a table below.
M	Mandatory (The IE shall always be sent).	
C	Conditional (The IE shall be sent, if available).	

Call Forwarding SS data contains the following information:

Information element name	Required	Description
SS Code	C	This IE indicates Call Forwarding supplementary service as defined in 3GPP TS 22.004 [25].
Forwarding Feature List	C	See the table below.
Notification-to-CSE Flag	C	This IE indicates whether the gsmSCF is notified of a change of Call Forwarding SS data.
C	Conditional (The IE shall be sent, if available).	

Forwarding Feature List contains 1 to 32 items of the following information:

Information element name	Required	Description
Basic Service	C	See 3GPP TS 22.002 [24]. Also compound basic service codes can be used in this operation if the subscriber has used a compound code when modifying the SS (e.g. all bearer services compound code).
SS Status	C	See 3GPP TS 23.011 [26].
Forwarded-to Number	C	See 3GPP TS 23.082 [27].
Forwarded-to Subaddress	C	See 3GPP TS 23.082 [27].
Subscription Options	C	See 3GPP TS 23.082 [27].
No Reply Condition Time	C	See 3GPP TS 23.082 [27].
C	Conditional (The IE shall be sent, if available and applicable).	

Call Barring SS data contains the following information:

Information element name	Required	Description
SS Code	C	This IE indicates Call Barring supplementary service as defined in 3GPP TS 22.004 [25].
Call Barring Feature List	C	See the table below.
Password	C	See 3GPP TS 23.011 [26].
Wrong password attempts counter	C	See 3GPP TS 23.011 [26].
Notification-to-CSE flag	C	This IE indicates whether the gsmSCF is notified of a change of Call Barring SS data.
C	Conditional (The IE shall be sent, if available).	

Call Barring Feature List contains 1 to 32 items of the following information:

Information element name	Required	Description
Basic Service	C	See 3GPP TS 22.002 [24]. Also compound basic service codes can be used in this operation if the subscriber has used a compound code when modifying the SS (e.g. all bearer services compound code).
SS Status	C	See 3GPP TS 23.011 [26].
C	Conditional (The IE shall be sent, if available and applicable).	

Operator determined barring data contains the following information:

Information element name	Required	Description
ODB General Data	C	This IE indicates the set of subscribers features that the network operator or the service provider can regulate. When the ODB general data is removed for the subscriber, this IE indicates that the set of subscribers features is empty.
ODB HPLMN Specific Data	C	This IE indicates the set of subscribers features that the network operator or the service provider can regulate only when the subscriber is registered in the HPLMN. When the ODB HPLMN specific data is removed for the subscriber, this IE indicates that the set of subscribers features is empty.
Notification-to-CSE flag	C	This IE indicates whether the gsmSCF is notified of a change of ODB data.
C	Conditional (The IE shall be sent, if available and applicable).	

CAMEL Subscription Information contains the following information:

Information element name	Required	Description
O-CSI	C	See clause 4.3.1.
D-CSI	C	See clause 4.3.2.
T-CSI	C	See clause 4.3.4.
VT-CSI	C	See clause 4.3.5.
TIF-CSI	C	See clause 4.3.6.2.
GPRS-CSI	C	See clause 6.3.1.
SMS-CSI	C	See clause 7.3.1.
SS-CSI	C	See clause 8.2.1.
M-CSI	C	See clause 9.2.1
Specific CSI Deleted List	C1	This IE indicates that one or more specific elements of CAMEL Subscription Information have been deleted from the HLR. It shall indicate any of the following; <ul style="list-style-type: none"> - O-CSI (with TDP criteria for O-CSI); - T-CSI (with TDP criteria for T-CSI); - TIF-CSI; - D-CSI; - VT-CSI with TDP criteria for VT-CSI; - GPRS-CSI; - SMS-CSI; - SS-CSI; - M-CSI.
C	Conditional (The IE shall be sent, if it was modified).	
C1	Conditional (The IE shall be sent, if CSI is/are deleted).	

11 Subscriber Location and State retrieval

Support of the procedures described in this clause in CAMEL Phase 3 is a network operator option.

11.1 Architecture

11.1.1 Functional Entities used for CAMEL

This clause describes Any Time Interrogation and CAMEL support of Location Services. Location Services is only supported in CAMEL Phase 3.

Figure 11.1 indicates the functional entities involved in Any Time Interrogation and Location Services.

This clause defines two procedures for Location Services:

- 1) The interfaces between gsmSCF and GMLC for Location Services via the GMLC.
- 2) The interface between gsmSCF and HLR for Any Time Interrogation and Active Location Retrieval.

The operation of Location Services is described in 3GPP TS 22.071 [17].

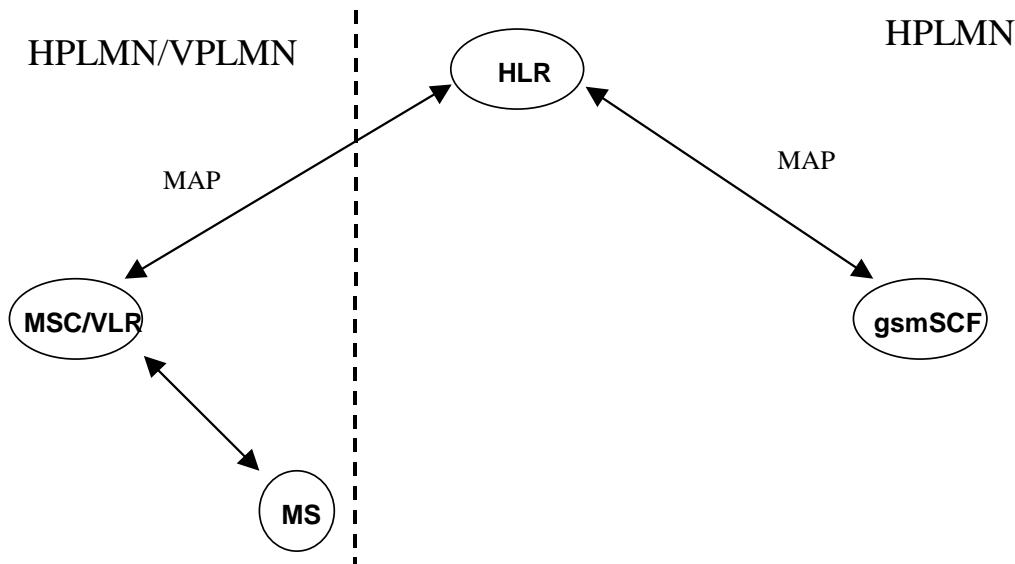


Figure 11.1a: Functional architecture for Any Time Interrogation

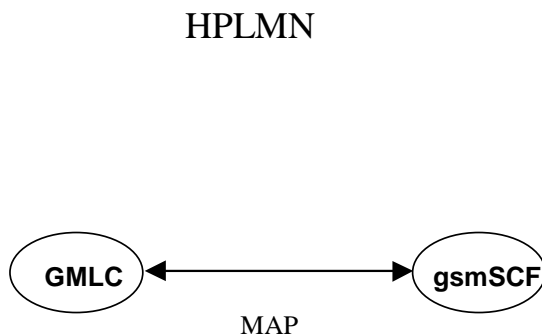


Figure 11.1b: Functional architecture for CAMEL Support of Location Services

gsmSCF: see clause 3.1.

GMLC: a functional entity that allows external LCS Clients to request real-time information about a Mobile Station. The information that can be requested from the GMLC is the location of the mobile station.

HLR: see clause 4.1.

MSC/VLR: see clause 4.1.

The information flows between the GMLC and functional entities other than the gsmSCF, have not been indicated in the functional architecture shown in figures 11.1. These information flows are outside the scope of the present document.

11.1.2 Interfaces defined for CAMEL

This clause describes the interfaces applicable to CAMEL. It specifies on a high level the functions specific to CAMEL.

11.1.2.1 gsmSCF - GMLC interface

This interface is used by the gsmSCF to request information (Mobile Station location) from the GMLC at any time.

11.1.2.2 GMLC - gsmSCF interface

This interface is used by the GMLC to return the requested information (Mobile Station location) to the gsmSCF as requested by the gsmSCF via the Any Time Interrogation procedure.

11.1.2.3 gsmSCF - HLR

This interface is used by the gsmSCF to interrogate the HLR. As a network operator option, the HLR may refuse to provide the information requested by the gsmSCF.

11.1.2.4 HLR - gsmSCF

This interface is used by the HLR to return the requested information (Mobile Station location and/or Mobile Station state) to the gsmSCF as requested by the gsmSCF via the Any Time Interrogation procedure.

11.2 Procedures for CAMEL

11.2.1 Location Services

Handling of Any Time Interrogation to obtain Location Information involves the following process:

- CAMEL_ATI_GMLC.

If an OSS needs to retrieve the active location of a Mobile Station, the gsmSCF initiates a transaction to the GMLC by sending a Any Time Interrogation Request.

Process CAMEL_ATI_GMLC

1(1)

/* Process in the GMLC Receiving an Any Time Interrogation request from the gsmSCF. */

/* Signals to/from the left are to/from the gsmSCF. */

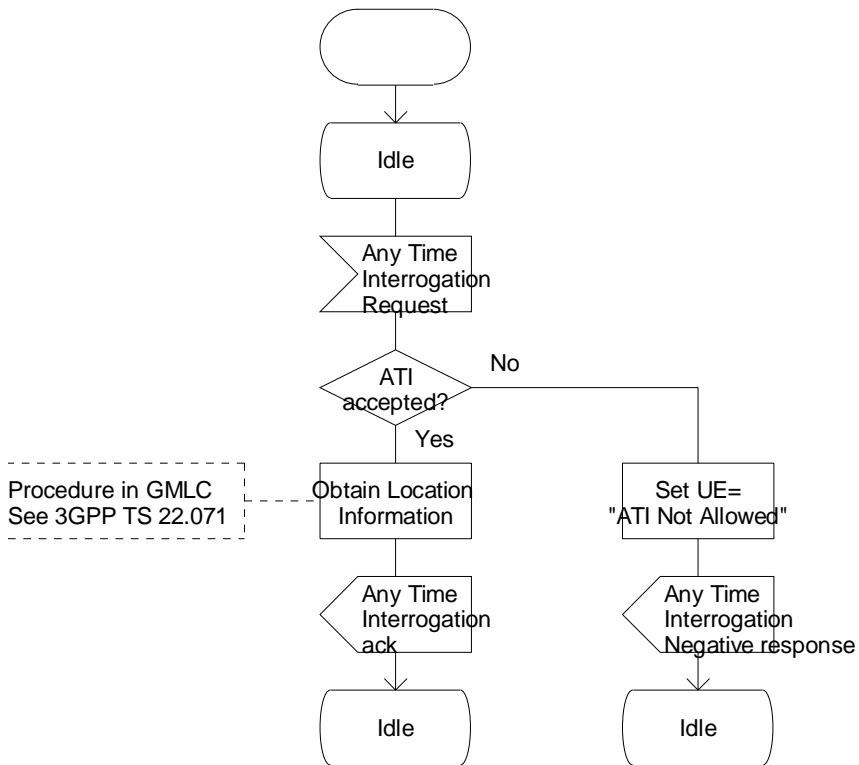


Figure 11.2: Process CAMEL_ATI_GMLC (sheet 1)

11.2.2 Any Time Interrogation

Handling of Any Time Interrogation to obtain Subscriber State and Location Information involves the following process:

- CAMEL_ATI_HLR.

If an OSS needs the Subscriber State and/or the Location Information, the gsmSCF initiates a transaction to the HLR by sending an Any_Time_Interrogation Request.

Process CAMEL_ATI_HLR

1(1)

/ Process in the HLR receiving an ANY Time Interrogation request from gsmSCF.*/*

/ Signals to/from the left are to/from the gsmSCF. */*

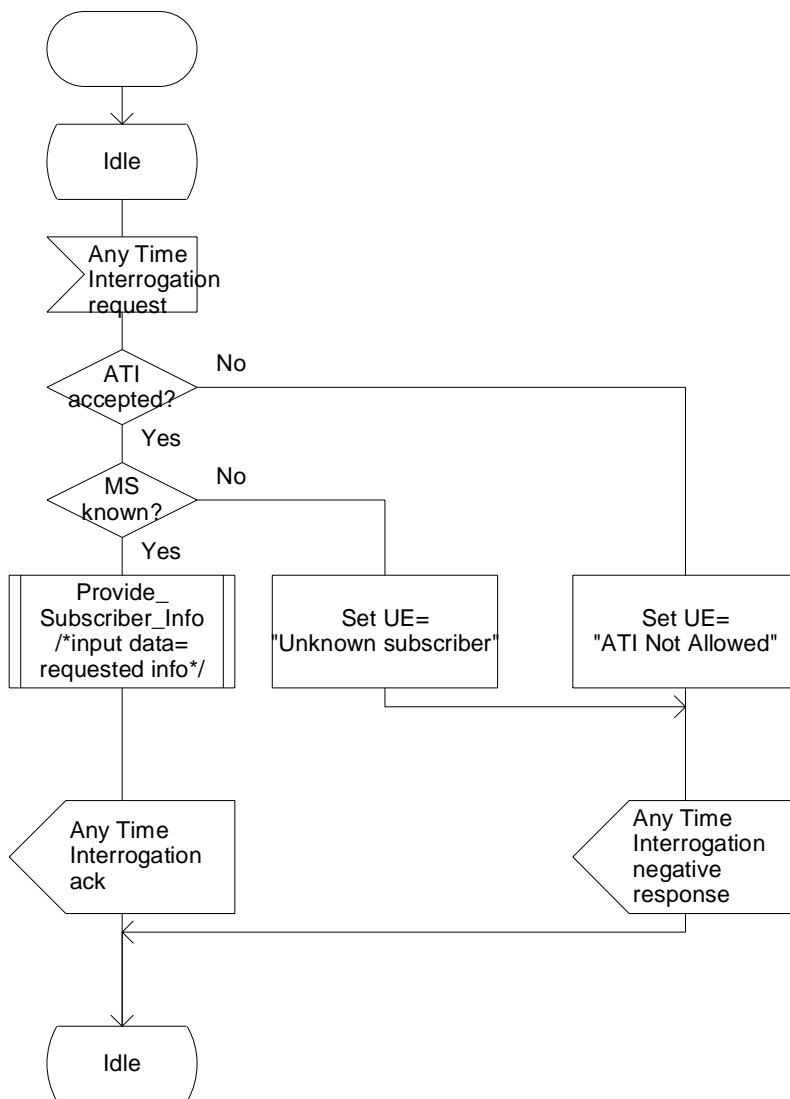


Figure 11.3: Process CAMEL_ATI_HLR (sheet 1)

11.3 Description of information flows

This clause contains the detailed description of the information flows used by CAMEL.

Each Information Element (IE) is marked as Mandatory (M), Conditional (C), Optional (O) or Not applicable (-). This categorization is a functional classification, i.e. stage 2 information, and not a stage 3 classification to be used for the ASN.1 syntax of the protocol.

The following principles apply for the handling of the IEs by the receiving entity:

- The gsmSCF may silently discard any IE which it does not functionally support.
- The GMLC shall return an error if it does not functionally support an IE which it receives.

Details of errors and exceptions to these rules are specified in 3GPP TS 29.002 [4].

11.3.1 gsmSCF to GMLC information flows

11.3.1.1 Any Time Interrogation Request

11.3.1.1.1 Description

This IF is used to request information (Mobile Station location) from the GMLC.

11.3.1.1.2 Information Elements

The following information elements are required:

Information element name	Required	Description
gsmSCF Address	M	This IE indicates the address of the interrogating gsmSCF.
Requested Info	M	This IE indicates the type of information that is requested. It shall have the following value: - Mobile Station location.
Mobile Station Identity	M	This IE identifies the Mobile Station of which the information is requested. The identity shall be either: - IMSI; or - MSISDN.
M Mandatory (The IE shall always be sent).		

11.3.2 GMLC to gsmSCF information flows

11.3.2.1 Any Time Interrogation ack

11.3.2.1.1 Description

This IF is used by the GMLC to provide the requested information to the gsmSCF.

11.3.2.1.2 Information Elements

The following information element is required:

Information element name	Required	Description
Location Information	C	This IE indicates the location of the Mobile Station.
C Conditional (The IE shall be sent if requested and available).		

Location Information is defined in 3GPP TS 23.018 [3]. The following differences apply:

Information element name	Required	Description
Location number	-	Not applicable
Service area ID	-	Not applicable
Cell ID	-	Not applicable
Geographical information	C	See 3GPP TS 23.032 [34]. The GMLC receives Extended Geographical Information from the MSC. The Extended Geographical Information shall be converted to the Geographical Information by the GMLC.
VLR number	-	Not applicable
Current Location Retrieved	-	Not applicable
MSC number	C	The GMLC receives the MSC number from the HLR in the SendRoutingInfoForLCS MAP message.
C	Conditional (The IE shall be sent, if available).	
-	Not applicable.	

11.3.3 gsmSCF to HLR information flows

11.3.3.1 Any Time Interrogation Request

11.3.3.1.1 Description

This IF is used to request information (subscriber state and/or location) from the HLR at any time.

11.3.3.1.2 Information Elements

The following information elements are required:

Information element name	Required	Description
gsmSCF Address	M	This IE indicates the address of the interrogating gsmSCF.
Requested Info	M	This IE indicates the type of subscriber information being requested: <ul style="list-style-type: none"> - Location Information; - Subscriber State; - Current Location. Current Location shall not be present if Location Information is not present in Requested Info
Subscriber Identity	M	This IE identifies the subscriber for which the information is requested. The identity shall be either: <ul style="list-style-type: none"> - IMSI; or - MSISDN.
M	Mandatory (The IE shall always be sent).	

11.3.4 HLR to gsmSCF information flows

11.3.4.1 Any Time Interrogation ack

11.3.4.1.1 Description

This IF is used by the HLR to provide the requested subscriber location and/or subscriber state information to the gsmSCF.

11.3.4.1.2 Information Elements

The following information elements are required:

Information element name	Required	Description
Location Information	C	This IE indicates the location of the served subscriber.
Subscriber State	C	This IE indicates the status of the MS. The possible values of the IE are: <ul style="list-style-type: none"> - CAMELBusy: The VLR has indicated that the MS is engaged in a transaction for a mobile originating or terminated circuit-switched call. - NetworkDeterminedNotReachable: The VLR has indicated that the network can determine from its internal data that the MS is not reachable. - AssumedIdle: The VLR has indicated that the state of the MS is neither "CAMELBusy" nor "NetworkDeterminedNotReachable". - NotProvidedFromVLR: The VLR did not provide any information on subscriber state even though it was requested.
C	Conditional (The IE shall be sent, if requested and available).	

Location Information is defined in 3GPP TS 23.018 [3]. The following differences apply:

Information element name	Required	Description
Service area ID	C1	See 3GPP TS 23.018 [3].
Cell ID	C1	See 3GPP TS 23.018 [3].
Location area ID	C1	See 3GPP TS 23.003 [37].
Selected LSA Identity	C	This IE indicates the LSA identity associated with the current position of the MS. Shall be sent if the LSA ID in the subscriber data matches the LSA ID of the current cell. In the case of multiple matches the LSA Id with the highest priority shall be sent. See 3GPP TS 23.073 [23].
C	Conditional (The IE shall be sent, if available and SoLSA is supported).	
C1	Conditional (The IE shall be sent, if available. One and only one of the three conditional IEs shall be sent).	

Annex A (informative): Change history

Change history						
TSG CN#	Spec	Version	CR	<Phase>	New Version	Subject/Comment
Apr 1999	GSM 03.78	7.0.0				Transferred to 3GPP CN1
CN#03	23.078	3.0.0			3.0.0	Approved at CN#03
CN#11	23.078	3.7.0	256r2	R99	3.8.0	Clarification on APN usage in the ConnectGPRS operation
CN#11	23.078	3.7.0	257	R99	3.8.0	Update of References
CN#11	23.078	3.7.0	258r1	R99	3.8.0	Routeing Area Update indication to Detach and Disconnect notifications to SCP
CN#11	23.078	3.7.0	259r1	R99	3.8.0	Description of Entity Released GPRS
CN#11	23.078	3.7.0	260r1	R99	3.8.0	Correction to usage of the term "O-BCSM"
CN#11	23.078	3.7.0	261r1	R99	3.8.0	Restriction on SS-CSI to VLR - no marking for CCBS
CN#11	23.078	3.7.0	263r1	R99	3.8.0	No Volume charging on GPRS Session (clarifying text)
CN#11	23.078	3.7.0	264r2	R99	3.8.0	Correction of "Call Forwarding Notification" feature in CAMEL Phase 3.
CN#11	23.078	3.7.0	267r1	R99	3.8.0	Usage of MSISDN for CAMEL - USSD Information Flows
CN#11	23.078	3.7.0	268r1	R99	3.8.0	Correction of error implementing CR 23.078-118r2
CN#11	23.078	3.7.0	269r4	R99	3.8.0	Correction of reference
CN#11	23.078	3.7.0	271r1	R99	3.8.0	Correction on GPRS related information flows
CN#11	23.078	3.7.0	272	R99	3.8.0	Corrections to Information Flow Definitions
CN#11	23.078	3.7.0	273r1	R99	3.8.0	Correction of the Location Information IE
CN#11	23.078	3.7.0	274	R99	3.8.0	Correction of Interactions with Call Barring in CAMEL Phase 3.
CN#11	23.078	3.7.0	279	R99	3.8.0	Correction of Triggering after Call Gapping in CAMEL Phase 3.
CN#11	23.078	3.7.0	280r1	R99	3.8.0	Correction of <u>SDL Set_Notification_Type</u>
CN#11	23.078	3.7.0	282r1	R99	3.8.0	Correction to vendor/operator specific GPRS charging-response timer handling
CN#11	23.078	3.7.0	283	R99	3.8.0	Marking of Location Number in Initial DP SMS as "Conditional"
CN#11	23.078	3.7.0	284r1	R99	3.8.0	Correction on checking DP criteria and sending VT/T-CSI
CN#11	23.078	3.7.0	285	R99	3.8.0	Correction of Output Signals in Process Reconnected_MT_Call_VLR
CN#11	23.078	3.8.0	-	Rel-4	4.0.0	Rel-4 decided to be released at CN#11 in March 2001.
CN#12	23.078	4.0.0	287	Rel-4	4.1.0	GGSN address in SGSN to SCP interface
CN#12	23.078	4.0.0	289r1	Rel-4	4.1.0	Mapping of Call Forwarding parameters from CAP-Connect to ISUP-IAM and CAP-InitialDP
CN#12	23.078	4.0.0	291	Rel-4	4.1.0	Correction of error implementing CR 23.078-181r2
CN#12	23.078	4.0.0	293r1	Rel-4	4.1.0	Handling of second SIFOC
CN#12	23.078	4.0.0	297	Rel-4	4.1.0	Correction to GPRS SDL: no state transition for QoS-induced ACR-GPRS
CN#12	23.078	4.0.0	299	Rel-4	4.1.0	Correction on the call-Diversion-Treatment-Indicator at the GMSC
CN#12	23.078	4.0.0	302	Rel-4	4.1.0	CAMEL Capability Handling in GPRS-CSI
CN#12	23.078	4.0.0	307r1	Rel-4	4.1.0	Correction for the CAMEL3 ACR-GPRS parameter range problem (roll-over)
CN#12	23.078	4.0.0	309	Rel-4	4.1.0	Correction to PDP Context DP description table (table 6.2)
CN#13	23.078	4.1.0	311	Rel-4	4.2.0	Correction of error implementing CR 23.078-194r3
CN#13	23.078	4.1.0	313r1	Rel-4	4.2.0	Possible information in Initial DP

Change history						
TSG CN#	Spec	Version	CR	<Phase>	New Version	Subject/Comment
CN#13	23.078	4.1.0	318	Rel-4	4.2.0	Correction of CUG information handling
CN#14	23.078	4.2.0	323r1	Rel-4	4.3.0	Handling of Reconnect on the MSC-VLR Interface
CN#14	23.078	4.2.0	325r1	Rel-4	4.3.0	Indication of deletion of CSI in Notify Subscriber Data Change
CN#14	23.078	4.2.0	329r1	Rel-4	4.3.0	Clarification of the CUG data used in IDP
CN#14	23.078	4.2.0	332r1	Rel-4	4.3.0	TDP3 triggering criterion in MO case
CN#14	23.078	4.2.0	337	Rel-4	4.3.0	Inclusion of D-CSI in arming/disarming mechanism
CN#14	23.078	4.2.0	339	Rel-4	4.3.0	Correction of SDL to text extention
CN#14	23.078	4.2.0	341	Rel-4	4.3.0	Guidance to the SCI operation if the subscriber or the VPLMN do not support AoC service
CN#14	23.078	4.2.0	342	Rel-4	4.3.0	Clarification on NSCD when data is withdrawn
CN#14	23.078	4.2.0	343	Rel-4	4.3.0	Clarification on ATM
CN#14	23.078	4.2.0	344	Rel-4	4.3.0	Introduction of SMS Reference Number
CN#14	23.078	4.2.0	362	Rel-4	4.3.0	Clarification on ATM about simultaneous SS modifications
CN#14	23.078	4.2.0	364	Rel-4	4.3.0	Reporting QoS changes shall not be restricted to "User initiated" QoS changes
CN#14	23.078	4.2.0	365	Rel-4	4.3.0	Correction to Procedure "Handle_AC" (missing check box exit)
CN#14	23.078	4.2.0	366	Rel-4	4.3.0	Corrections in the Call Information Report/Request operation
CN#14	23.078	4.2.0	367	Rel-4	4.3.0	Tccd shall be stopped in procedure Handle_ACR
CN#14	23.078	4.2.0	368	Rel-4	4.3.0	Correction to ECT Treatment Indicator description
CN#14	23.078	4.2.0	369	Rel-4	4.3.0	Guidance to the usage of SCI-GPRS in the case of no support of AoC
CN#14	23.078	4.2.0	370	Rel-4	4.3.0	Clarification on Connect and ContinueWithArgument about the SII2
CN#14	23.078	4.2.0	371	Rel-4	4.3.0	Clarification: use of SS-Code in ATM, ATSI and NSDC
CN#15	23.078	4.3.0	392	Rel-4	4.4.0	Clarification on NP check at DP2
CN#15	23.078	4.3.0	393	Rel-4	4.4.0	Clarification on national values of the Called Party Number's Nature of Address field
CN#15	23.078	4.3.0	388	Rel-4	4.4.0	Correction to GPRS Dialogue Handler
CN#15	23.078	4.3.0	389	Rel-4	4.4.0	Correction to Advice of Charge for MT calls
CN#15	23.078	4.3.0	379	Rel-4	4.4.0	Exact wordings for Apply Charging and Apply Charging Report in GPRS
CN#15	23.078	4.3.0	381	Rel-4	4.4.0	FCI handling harmonisation
CN#15	23.078	4.3.0	383r1	Rel-4	4.4.0	The waiting for new AC timers
CN#15	23.078	4.3.0	385r1	Rel-4	4.4.0	Handling Disconnect From IP Forbidden IE in Play Announcement and Prompt And Collect User Information IFs
CN#15	23.078	4.3.0	387	Rel-4	4.4.0	Correction: CSI handling at several FEs
CN#15	23.078	4.3.0	391r1	Rel-4	4.4.0	MSISDN to be made available to MSC
CN#16	23.078	4.4.0	396r1	Rel-4	4.5.0	Correction of EventReportGPRS parameter QOS
CN#16	23.078	4.4.0	407	Rel-4	4.5.0	Clarifications on ATM-req/ATM-ack
CN#16	23.078	4.4.0	399r1	Rel-4	4.5.0	Clarification in the case multiple RRBs are sent for a DP
CN#16	23.078	4.4.0	406r1	Rel-4	4.5.0	Corrections to CTR and ETC Procedures
CN#16	23.078	4.4.0	410	Rel-4	4.5.0	Correction on the usage of PDP Id for GPRS Control
	23.078	4.5.0		Rel-4	4.5.1	Editorial correction in Annex A

Change history						
TSG CN#	Spec	Version	CR	<Phase>	New Version	Subject/Comment
CN#17	23.078	4.5.1	411r1	Rel-4	4.6.0	CAMEL3 inter-working with Rel-4 GPRS barring
CN#17	23.078	4.5.1	434r1	Rel-4	4.6.0	Correction in CAMEL_MO_Dialled_Services procedure
CN#17	23.078	4.5.1	442r1	Rel-4	4.6.0	Inconsistent description on ACR: time information
CN#18	23.078	4.6.1	469r2	Rel-4	4.7.0	Alignment between 23.078 and 29.002 about RCH
CN#18	23.078	4.6.1	479	Rel-4	4.7.0	Correction to QoS reporting and delta timer overflow
CN#18	23.078	4.6.1	488r1	Rel-4	4.7.0	Number comparison for D-CSI
CN#18	23.078	4.6.1	506r2	Rel-4	4.7.0	Clarification on ATM -> NSDC when status of one SS impacts another SS status
CN#18	23.078	4.6.1	510	Rel-4	4.7.0	Correction to interaction between MO-SMS and CB / ODB
CN#18	23.078	4.6.1	511	Rel-4	4.7.0	Correction to Dialled Services criteria
CN#19	23.078	4.7.0	528r1	Rel-4	4.8.0	Correction to interactions between CAMEL control of MO SMS and barring
CN#19	23.078	4.7.0	540r1	Rel-4	4.8.0	Inconsistency in Call Information Report in Re-Connect Case
CN#19	23.078	4.7.0	543	Rel-4	4.8.0	Correction to SRI Information Flow
CN#19	23.078	4.7.0	545	Rel-4	4.8.0	Introduction of ResetTimer input in state WFI-DS
CN#20	23.078	4.8.0	582r1	Rel-4	4.9.0	Behavior of HLR location updating in CAMEL Phase 3
CN#21	23.078	4.9.0	600r2	Rel-4	4.10.0	Correction in handling of Start-Delta and Stop-Delta operations

History

Document history		
V4.0.0	March 2001	Publication
V4.1.0	June 2001	Publication
V4.2.0	September 2001	Publication
V4.3.0	December 2001	Publication
V4.4.0	March 2002	Publication
V4.5.1	June 2002	Publication
V4.6.0	September 2002	Publication
V4.7.0	December 2002	Publication
V4.8.0	March 2003	Publication
V4.9.0	June 2003	Publication
V4.10.0	September 2003	Publication