

ETSI TS 124 380 V16.7.0 (2021-01)



**LTE;
Mission Critical Push To Talk (MCPTT) media plane control;
Protocol specification
(3GPP TS 24.380 version 16.7.0 Release 16)**



Reference

RTS/TSGC-0124380vg70

Keywords

LTE

ETSI

650 Route des Lucioles
F-06921 Sophia Antipolis Cedex - FRANCE

Tel.: +33 4 92 94 42 00 Fax: +33 4 93 65 47 16

Siret N° 348 623 562 00017 - NAF 742 C
Association à but non lucratif enregistrée à la
Sous-Préfecture de Grasse (06) N° 7803/88

Important notice

The present document can be downloaded from:

<http://www.etsi.org/standards-search>

The present document may be made available in electronic versions and/or in print. The content of any electronic and/or print versions of the present document shall not be modified without the prior written authorization of ETSI. In case of any existing or perceived difference in contents between such versions and/or in print, the prevailing version of an ETSI deliverable is the one made publicly available in PDF format at www.etsi.org/deliver.

Users of the present document should be aware that the document may be subject to revision or change of status.

Information on the current status of this and other ETSI documents is available at

<https://portal.etsi.org/TB/ETSIDeliverableStatus.aspx>

If you find errors in the present document, please send your comment to one of the following services:

<https://portal.etsi.org/People/CommitteeSupportStaff.aspx>

Copyright Notification

No part may be reproduced or utilized in any form or by any means, electronic or mechanical, including photocopying and microfilm except as authorized by written permission of ETSI.

The content of the PDF version shall not be modified without the written authorization of ETSI.

The copyright and the foregoing restriction extend to reproduction in all media.

© ETSI 2021.

All rights reserved.

DECT™, **PLUGTESTS™**, **UMTS™** and the ETSI logo are trademarks of ETSI registered for the benefit of its Members.

3GPP™ and **LTE™** are trademarks of ETSI registered for the benefit of its Members and of the 3GPP Organizational Partners.

oneM2M™ logo is a trademark of ETSI registered for the benefit of its Members and of the oneM2M Partners.

GSM® and the GSM logo are trademarks registered and owned by the GSM Association.

Intellectual Property Rights

Essential patents

IPRs essential or potentially essential to normative deliverables may have been declared to ETSI. The information pertaining to these essential IPRs, if any, is publicly available for **ETSI members and non-members**, and can be found in ETSI SR 000 314: "*Intellectual Property Rights (IPRs); Essential, or potentially Essential, IPRs notified to ETSI in respect of ETSI standards*", which is available from the ETSI Secretariat. Latest updates are available on the ETSI Web server (<https://ipr.etsi.org/>).

Pursuant to the ETSI IPR Policy, no investigation, including IPR searches, has been carried out by ETSI. No guarantee can be given as to the existence of other IPRs not referenced in ETSI SR 000 314 (or the updates on the ETSI Web server) which are, or may be, or may become, essential to the present document.

Trademarks

The present document may include trademarks and/or tradenames which are asserted and/or registered by their owners. ETSI claims no ownership of these except for any which are indicated as being the property of ETSI, and conveys no right to use or reproduce any trademark and/or tradename. Mention of those trademarks in the present document does not constitute an endorsement by ETSI of products, services or organizations associated with those trademarks.

Legal Notice

This Technical Specification (TS) has been produced by ETSI 3rd Generation Partnership Project (3GPP).

The present document may refer to technical specifications or reports using their 3GPP identities. These shall be interpreted as being references to the corresponding ETSI deliverables.

The cross reference between 3GPP and ETSI identities can be found under <http://webapp.etsi.org/key/queryform.asp>.

Modal verbs terminology

In the present document "**shall**", "**shall not**", "**should**", "**should not**", "**may**", "**need not**", "**will**", "**will not**", "**can**" and "**cannot**" are to be interpreted as described in clause 3.2 of the [ETSI Drafting Rules](#) (Verbal forms for the expression of provisions).

"**must**" and "**must not**" are **NOT** allowed in ETSI deliverables except when used in direct citation.

Contents

Intellectual Property Rights	2
Legal Notice	2
Modal verbs terminology.....	2
Foreword.....	15
1 Scope	16
2 References	16
3 Definitions and abbreviations.....	17
3.1 Definitions	17
3.2 Abbreviations	18
4 General	19
4.1 Overview	19
4.1.1 Floor Control	19
4.1.1.1 General	19
4.1.1.2 On-network floor control	19
4.1.1.3 Off-network floor control.....	21
4.1.1.4 Determine on-network effective priority.....	21
4.1.1.5 Determine off-network effective priority	21
4.1.2 Pre-established session call control.....	22
4.1.2.1 General	22
4.1.2.2 Call setup over pre-established session	22
4.1.2.3 Release of a call which uses a pre-established session.....	23
4.1.3 MBMS subchannel control	23
4.1.3.1 General	23
4.1.3.2 Start of a conversation.....	23
4.1.3.3 During a conversation	24
4.1.3.4 Ending the conversation	24
4.1.3.5 Starting a call over unicast bearers.....	24
4.1.3.6 Moving a conversation to unicast bearers	24
4.1.3.7 MBMS bearer announcement over an MBMS bearer	24
4.2 Internal structure of media plane control entities	24
4.2.1 Controlling MCPTT function	24
4.2.2 MCPTT client	26
4.2.3 Participating MCPTT function	28
4.2.3.1 General	28
4.2.3.2 Internal structure of the participating MCPTT function.....	28
4.2.3.3 The roles of the participating MCPTT function.....	29
4.2.3.3.1 For the floor control procedures	29
4.2.3.3.2 For the call over pre-established session procedures.....	29
4.2.3.3.3 For the use of MBMS bearer procedures.....	29
4.2.4 Non-controlling MCPTT function of an MCPTT group.....	30
4.3 The media plane control channel.....	31
4.3.1 General.....	31
4.3.2 Control channel realization	31
4.3.3 Establishing a media plane control channel.....	32
4.3.3.1 General	32
5 Entities.....	32
5.1 General	32
5.2 MCPTT client.....	32
5.2.1 Introduction.....	32
5.2.2 Floor participant in on-network mode	33
5.2.3 Floor participant in off-network mode.....	33
5.3 Controlling MCPTT function.....	33
5.4 Participating MCPTT function	34

5.5	Non-controlling MCPTT function.....	34
6	On-network floor control.....	34
6.1	General	34
6.2	Floor participant procedures.....	35
6.2.1	Floor participant procedures at MCPTT session initialization.....	35
6.2.2	Floor participant procedures at MCPTT call release	35
6.2.3	Floor participant procedures at MCPTT call modification	35
6.2.4	Floor participant state transition diagram for basic operation.....	35
6.2.4.1	General	35
6.2.4.2	State: 'Start-stop'.....	37
6.2.4.2.1	General	37
6.2.4.2.2	MCPTT call initiated, originating MCPTT user.....	37
6.2.4.2.3	MCPTT call established, terminating MCPTT user	37
6.2.4.3	State: 'U: has no permission'	37
6.2.4.3.1	General	37
6.2.4.3.2	Receive Floor Idle message (R: Floor Idle).....	37
6.2.4.3.3	Receive Floor Taken message (R: Floor Taken)	38
6.2.4.3.4	Receive RTP media packets (R: RTP media).....	38
6.2.4.3.5	Send Floor Request message (PTT button pressed)	38
6.2.4.3.6	Timer T103 (End of RTP media) expired.....	39
6.2.4.3.7	Receive Floor Release Multi Talker message (R: Floor Release Multi Talker)	39
6.2.4.4	State: 'U: pending Request'	39
6.2.4.4.1	General	39
6.2.4.4.2	Receive Floor Granted message (R: Floor Granted).....	39
6.2.4.4.3	Void.....	40
6.2.4.4.4	Receive Floor Deny message (R: Floor Deny).....	40
6.2.4.4.5	Timer T101 (Floor request) expired	40
6.2.4.4.6	Timer T101 (Floor Request) expired N times	40
6.2.4.4.7	Receive RTP media packets (R: RTP Media)	40
6.2.4.4.8	Send Floor Release message (PTT button released).....	41
6.2.4.4.9	Receive Floor Queue Position Info message (R: Floor Queue Position Info)	41
6.2.4.4.10	Receive Floor Release Multi Talker message (R: Floor Release Multi talker)	41
6.2.4.4.11	Receive Floor Taken message (R: Floor Taken)	41
6.2.4.5	State: 'U: has permission'	42
6.2.4.5.1	General	42
6.2.4.5.2	Send RTP media packets (RTP media)	42
6.2.4.5.3	Send Floor Release message (PTT button released).....	42
6.2.4.5.4	Receive Floor Revoke message (R: Floor Revoke).....	43
6.2.4.5.5	Receive Floor Granted message (R: Floor Granted).....	43
6.2.4.5.6	Receive RTP media packets (R: RTP Media)	44
6.2.4.5.7	Receive Floor Idle message (R: Floor Idle).....	44
6.2.4.5.8	Receive Floor Taken message (R: Floor Taken)	44
6.2.4.5.9	Receive Floor Release Multi Talker message (R: Floor Release Multi talker)	45
6.2.4.6	State: 'U: pending Release'	45
6.2.4.6.1	General	45
6.2.4.6.2	Timer T100 (Floor Release) expired	45
6.2.4.6.3	Timer T100 (Floor release) expired N times	45
6.2.4.6.4	Receive Floor Idle message (R: Floor Idle).....	45
6.2.4.6.5	Receive Floor Taken message (R: Floor Taken)	46
6.2.4.6.6	Receive RTP media packets (R: RTP Media)	46
6.2.4.6.7	Receive Floor Revoke message (R: Floor Revoke).....	46
6.2.4.6.8	Receive Floor Granted message (R: Floor Granted).....	47
6.2.4.6.9	Receive Floor Release Multi Talker message (R: Floor Release Multi talker)	47
6.2.4.7	In any state	47
6.2.4.7.1	General	47
6.2.4.7.2	Receive MCPTT call release – step 1 (R: MCPTT call release - 1)	47
6.2.4.7.3	Receive a Floor Control message with a Floor Indicator field (R: Floor Indicator).....	47
6.2.4.8	State: 'Releasing'	47
6.2.4.8.1	General	47
6.2.4.8.2	Receive MCPTT call release – step 2 (R: MCPTT call release - 2)	48
6.2.4.9	State: 'U: queued'.....	48

6.2.4.9.1	General	48
6.2.4.9.2	Receive RTP media packets (R: RTP media).....	48
6.2.4.9.3	Receive Floor Taken message (R: Floor Taken)	48
6.2.4.9.4	Receive Floor Granted message (R: Floor Granted).....	48
6.2.4.9.5	Receive Floor Deny message (R: Floor Deny).....	49
6.2.4.9.6	Send Floor Release message (PTT button released).....	49
6.2.4.9.7	Receive Floor Queue Position Info message (R: Floor Queue Position Info)	49
6.2.4.9.8	Receive Floor Idle message (R: Floor Idle).....	50
6.2.4.9.9	Send Floor Queue Position Request message (S: Floor Queue Position Request)	50
6.2.4.9.10	Timer T104 (Floor Queue Position Request) expired.....	50
6.2.4.9.11	Timer T104 (Floor Queue Position Request) expired N times	50
6.2.4.9.12	User indication for accept of pending request	51
6.2.4.9.13	Timer T132 (Queued granted user action) expires	51
6.2.4.9.14	Receive Floor Release Multi Talker message (R: Floor Release Multi talker)	51
6.3	Floor control server procedures.....	51
6.3.1	General.....	51
6.3.2	Controlling MCPTT function procedures at MCPTT call initialization	51
6.3.2.1	General.....	51
6.3.2.2	Initial procedures.....	52
6.3.2.3	Switching from a non-controlling MCPTT function mode to a controlling MCPTT function mode.....	52
6.3.3	MCPTT floor control procedures at MCPTT call release.....	53
6.3.4	Floor control server state transition diagram for general floor control operation	53
6.3.4.1	General	53
6.3.4.2	State: 'Start-stop'.....	55
6.3.4.2.1	General	55
6.3.4.2.2	MCPTT call initialization.....	55
6.3.4.3	State: 'G: Floor Idle'	55
6.3.4.3.1	General	55
6.3.4.3.2	Enter the 'G: Floor Idle' state	56
6.3.4.3.3	Receive Floor Request message (R: Floor Request)	57
6.3.4.3.4	Timer T7 (Floor Idle) expired	57
6.3.4.3.5	Timer T4 (Inactivity) expired	58
6.3.4.3.6	Receive an implicit floor request (R: Implicit floor request).....	58
6.3.4.4	State: 'G: Floor Taken'.....	58
6.3.4.4.1	General	58
6.3.4.4.2	Enter the 'G: Floor Taken' state	59
6.3.4.4.3	Timer T1 (End of RTP media) expired.....	60
6.3.4.4.4	Timer T2 (Stop talking) expired.....	60
6.3.4.4.5	Receive RTP media packets (R: RTP media).....	60
6.3.4.4.6	Receive Floor Release message (R: Floor Release)	61
6.3.4.4.7	Receive Floor Request message with pre-emptive priority (R: pre-emptive Floor Request)	61
6.3.4.4.7a	Receive Floor Request message multi-talker (R: multi-talker Floor Request)	62
6.3.4.4.8	Receive Floor request message from permitted floor participant (R: Floor Request)	63
6.3.4.4.9	Timer T20 (Floor Granted) expired.....	63
6.3.4.4.10	Timer T20 (Floor Granted) expired N times	64
6.3.4.4.11	Permitted MCPTT client release (R: client release)	64
6.3.4.4.12	Receive an implicit floor request (R: Implicit floor request).....	64
6.3.4.5	State: 'G: pending Floor Revoke'.....	64
6.3.4.5.1	General	64
6.3.4.5.2	Enter the 'G: pending Floor Revoke' state	65
6.3.4.5.3	Receive RTP media packets (R: RTP media).....	65
6.3.4.5.4	Receive Floor Release message (R: Floor Release)	65
6.3.4.5.5	Timer T3 (Stop talking grace) expired	66
6.3.4.5.6	Timer T1 (End of RTP media) expired.....	66
6.3.4.6	In any state	67
6.3.4.6.1	General	67
6.3.4.6.2	Receive MCPTT call release - 1	67
6.3.4.6.3	Receive an instruction to merge group calls (R: Merge)	67
6.3.4.7	State: 'Releasing'	67
6.3.4.7.1	General	67
6.3.4.7.2	Receive MCPTT call release - 2.....	67

6.3.4.8	State: 'G: Floor Initialising'	68
6.3.4.8.1	General	68
6.3.4.8.2	Enter the 'G: Initialising' state.....	68
6.3.4.8.3	Receiving a floor request from a constituent MCPTT group (R: mcptt-floor-request)	68
6.3.4.8.4	All final SIP responses received (R: final SIP responses)	68
6.3.5	Floor control server state transition diagram for basic floor control operation towards the floor participant	69
6.3.5.1	General	69
6.3.5.2	State: 'Start-stop'.....	71
6.3.5.2.1	General	71
6.3.5.2.2	SIP Session initiated	71
6.3.5.3	State: 'U: not permitted and Floor Idle'	75
6.3.5.3.1	General	75
6.3.5.3.2	Enter state 'U: not permitted and Floor Idle'	75
6.3.5.3.3	Send Floor Taken message (S: Floor Taken).....	75
6.3.5.3.4	Receive Floor Request message (R: Floor Request)	75
6.3.5.3.5	Send Floor Grant message (S: Floor Grant)	76
6.3.5.3.6	Send Floor Deny message (S: Floor Deny)	76
6.3.5.3.7	Receive Floor Release message (R: Floor Release)	76
6.3.5.3.8	Receive RTP media packets (R: media)	77
6.3.5.3.9	Receive an implicit floor request (R: Implicit floor request).....	77
6.3.5.3.10	Send Floor Idle message (S: Floor Idle).....	77
6.3.5.4	State 'U: not permitted and Floor Taken'.....	77
6.3.5.4.1	General	77
6.3.5.4.2	Enter state 'U: not permitted and Floor Taken'	78
6.3.5.4.3	Send Floor Idle message (S: Floor Idle).....	78
6.3.5.4.4	Receive Floor Request message (R: Floor Request)	78
6.3.5.4.5	Receive Floor Release message (R: Floor Release)	81
6.3.5.4.6	Receive RTP media packets (R: media)	83
6.3.5.4.7	Send Floor Queue Position Info message (R: Floor Queue Position Request).....	83
6.3.5.4.8	Receive an implicit floor request (R: Implicit floor request).....	83
6.3.5.4.9	Send Floor Granted message (S: Floor Granted).....	84
6.3.5.4.10	Send Floor Taken message (S: Floor Taken).....	84
6.3.5.4.11	Send Floor Release Multi Talker message (S: Floor Release Multi Talker)	84
6.3.5.5	State: 'U: permitted'	84
6.3.5.5.1	General	84
6.3.5.5.2	Enter state 'U: permitted'	85
6.3.5.5.3	Receive Floor Release message (R: Floor Release)	85
6.3.5.5.4	Send Floor Idle message (S: Floor Idle).....	85
6.3.5.5.5	Send Floor Revoke message (S: Floor Revoke)	86
6.3.5.5.6	Receive RTP media packets (R: media)	86
6.3.5.5.7	Receive Floor Request message (R: Floor Request)	86
6.3.5.5.8	Send RTP Media (S: media).....	86
6.3.5.5.9	Send Floor Taken message (S: Floor Taken).....	86
6.3.5.5.10	Send Floor Release Multi Talker message (S: Floor Release Multi Talker)	87
6.3.5.6	State: 'U: pending Floor Revoke'.....	87
6.3.5.6.1	General	87
6.3.5.6.2	Enter state 'U pending Floor Revoke'	87
6.3.5.6.3	Timer T8 (media Revoke) expired	87
6.3.5.6.4	Receive RTP media packets (R: media)	88
6.3.5.6.5	Receive Floor Release message (R: Floor Release)	88
6.3.5.6.6	Send Floor Idle message (S: Floor Idle).....	88
6.3.5.6.7	Send Floor Taken message (S: Floor Taken).....	89
6.3.5.6.8	Send Floor Release Multi Talker message (S: Floor Release Multi Talker)	89
6.3.5.7	State 'U: not permitted but sends media'	89
6.3.5.7.1	General	89
6.3.5.7.2	Enter state 'U: not permitted but sends media'	89
6.3.5.7.3	Timer T8 (Floor Revoke) expired.....	89
6.3.5.7.4	Receive Floor Release message (R: Floor Release)	90
6.3.5.7.5	Send Floor Taken message (S: Floor Taken).....	90
6.3.5.7.6	Send Floor Release Multi Talker message (S: Floor Release Multi Talker)	91
6.3.5.8	In any state	91

6.3.5.8.1	General	91
6.3.5.8.2	Receive MCPTT call release – 1	91
6.3.5.8.3	Receiving a merging instruction (R: Merge)	91
6.3.5.9	State: 'Releasing'	92
6.3.5.9.1	General	92
6.3.5.9.2	Receive MCPTT call release - 2.....	92
6.3.5.10	State: 'U: not permitted and initiating'.....	92
6.3.5.10.1	General	92
6.3.5.10.2	Enter the 'U: not permitted and initiating' state	92
6.3.5.10.3	Send Floor Taken message (S: Floor Taken).....	92
6.3.5.10.4	Send Floor Idle message (S: Floor Idle).....	92
6.3.5.10.5	Receive Floor Request message (R: Floor Request)	93
6.3.5.10.6	Send Floor Granted message (S: Floor Granted).....	93
6.3.5.10.7	Receive a Floor Release message (S: Floor Release)	93
6.3.5.10.8	Send Floor Release Multi Talker message (S: Floor Release Multi Talker)	94
6.3.6	Dual floor control	94
6.3.6.1	General	94
6.3.6.2	State: 'Start-stop'.....	95
6.3.6.2.1	General	95
6.3.6.2.2	Receive Floor Request message with overriding pre-emptive floor priority (R: Floor Request)	96
6.3.6.3	State: 'D: Floor Taken'.....	96
6.3.6.3.1	General	96
6.3.6.3.2	Enter state 'D: Floor Taken'	96
6.3.6.3.3	Timer T11 (End of RTP dual) expired	97
6.3.6.3.4	Timer T12 (Stop talking dual) expired	98
6.3.6.3.5	Receive RTP media packets (R: media)	98
6.3.6.3.6	Receive Floor Release message (R: Floor Release)	99
6.3.6.3.7	Receive Floor request message from permitted floor participant (R: Floor Request)	100
6.3.6.3.8	Permitted MCPTT client release	100
6.3.6.3.9	Receive Terminate (Terminate).....	100
6.3.6.4	In any state	101
6.3.6.4.1	General	101
6.3.6.4.2	Receive MCPTT call release - 1	101
6.3.6.5	State: 'Releasing'	101
6.3.6.5.1	General	101
6.3.6.5.2	Receive MCPTT call release - 2.....	101
6.4	Participating MCPTT function floor control procedures.....	101
6.4.1	General.....	101
6.4.2	Receive floor control messages	101
6.4.3	Receive RTP media packets (R: RTP Media).....	102
6.4.4	Release of session	103
6.5	Non-controlling MCPTT function of an MCPTT group.....	103
6.5.1	General.....	103
6.5.2	The MCPTT call initialization procedure in the non-controlling MCPTT function of an MCPTT group.....	103
6.5.2.1	General	103
6.5.2.2	Initial procedures when a new SIP session is establishing a group session	103
6.5.2.3	Switching from a controlling MCPTT function mode to a non-controlling MCPTT function mode.....	104
6.5.2.3.1	Overview	104
6.5.2.3.2	Preparing for the switch to non-controlling MCPTT function (Step 1).....	104
6.5.2.3.3	Start acting as a non-controlling MCPTT function (Step 2).....	104
6.5.3	The MCPTT call release procedure in the non-controlling MCPTT function of an MCPTT group.....	105
6.5.4	Floor control server interface procedures	105
6.5.4.1	General	105
6.5.4.2	Receiving a Floor Request message.....	106
6.5.4.3	Receive Floor Release message	106
6.5.4.4	Receive Floor Queue Position Request message.....	106
6.5.4.5	Receive Floor Ack message	107
6.5.4.6	Receive Floor Granted message.....	107
6.5.4.7	Receive Floor Deny message	108
6.5.4.8	Receive Floor Idle message.....	108

6.5.4.9	Receive Floor Taken message	109
6.5.4.10	Receive Floor Revoke message	111
6.5.4.11	Receive Floor Queue Position Info message	111
6.5.4.12	Receive RTP media packets from controlling MCPTT function	111
6.5.4.13	Receive RTP media packets from an MCPTT client	112
6.5.4.14	MCPTT session release step 1	112
6.5.4.15	MCPTT session release step 2	112
6.5.4.16	Receiving a split instruction (R: Split)	112
6.5.4.17	Receive Floor Release Multi Talker message	112
6.5.5	Floor participant interface procedures	113
6.5.5.1	General	113
6.5.5.2	State: 'Start-Stop'	113
6.5.5.2.1	General	113
6.5.5.2.2	Participant invited to session	114
6.5.5.3	State: 'P: has no permission'	114
6.5.5.3.1	General	114
6.5.5.3.2	Receive Floor Idle message (R: Floor Idle)	114
6.5.5.3.3	Receive Floor Taken message (R: Floor Taken)	114
6.5.5.3.4	Receive Floor Request message (R: Floor Request)	114
6.5.5.3.5	Receive Floor Granted message (R: Floor Granted)	114
6.5.5.3.6	Receive Floor Deny message (R: Floor Deny)	115
6.5.5.3.7	Receive Floor Queue Position Info message (R: Floor Queue Position Info)	115
6.5.5.3.8	Receive Floor Queue Position Request message (R: Floor Queue Position Request)	115
6.5.5.3.9	Receive RTP media packets (R: RTP media)	115
6.5.5.3.10	Receive Floor Release message (R: Floor Release)	115
6.5.5.3.11	Receive split instruction (R: Split)	116
6.5.5.3.12	Receive Floor Release Multi Talker message	116
6.5.5.4	State: 'P: has permission'	116
6.5.5.4.1	General	116
6.5.5.4.2	Receive RTP media packets	116
6.5.5.4.3	Receive Floor Release message	117
6.5.5.4.4	Receive Floor Ack message	117
6.5.5.4.5	Receive Floor Idle message	117
6.5.5.4.6	Receive Floor Taken message	117
6.5.5.4.7	Receive Floor Revoke message	117
6.5.5.4.8	Receive split instruction (R: Split)	117
6.5.5.4.9	Receive Floor Release Multi Talker message	118
6.5.5.5	In any state	118
6.5.5.5.1	General	118
6.5.5.5.2	Receive Floor Ack message (R: Floor Ack)	118
6.5.5.5.3	MCPTT session release step 1 (MCPTT call release - 1)	118
6.5.5.6	State: 'P: Releasing'	119
6.5.5.6.1	General	119
6.5.5.6.2	MCPTT session release step 2 (MCPTT call release - 2)	119
7	Off-network floor control	119
7.1	General	119
7.2	Floor participant procedures	120
7.2.1	Floor participant procedures at MCPTT session initialization	120
7.2.1.2	Determine off-network floor priority	120
7.2.2	Floor participant procedures at MCPTT call release	121
7.2.3	Floor participant state diagram – basic operation	121
7.2.3.1	General	121
7.2.3.2	State: 'Start-stop'	123
7.2.3.2.1	General	123
7.2.3.2.2	MCPTT call established – originating MCPTT user	123
7.2.3.2.3	MCPTT group call established – terminating MCPTT user	123
7.2.3.2.4	MCPTT private call established – terminating MCPTT user	123
7.2.3.2.5	Send Floor Request message (PTT button pressed)	123
7.2.3.2.6	Receive Floor Taken message (R: Floor Taken)	124
7.2.3.2.7	Receive Floor Granted message (R: Floor Granted to other)	124
7.2.3.2.8	Receive RTP media (R: RTP media)	124

7.2.3.2.9	MCPTT broadcast call established – terminating MCPTT user	124
7.2.3.3	State: 'O: silence'	125
7.2.3.3.1	General	125
7.2.3.3.2	Send Floor Request message (PTT button pressed)	125
7.2.3.3.3	Receive RTP media (R: RTP media)	125
7.2.3.3.4	Receive Floor Granted message (R: Floor Granted to other)	125
7.2.3.3.5	Receive Floor Request message (R: Floor Request)	126
7.2.3.3.6	Receive Floor Taken message (R: Floor Taken)	126
7.2.3.3.7	Timer T230 (Inactivity) expired	126
7.2.3.4	State: 'O: has no permission'	126
7.2.3.4.1	General	126
7.2.3.4.2	Sending Floor Request message (PTT button pressed)	127
7.2.3.4.3	Receive Floor Release message (R: Floor Release)	127
7.2.3.4.4	Timer T203 (End of RTP media) expired	127
7.2.3.4.5	Receive Floor Granted message (R: Floor Granted to other)	127
7.2.3.4.6	Receive RTP media (R: RTP media)	128
7.2.3.5	State: 'O: has permission'	128
7.2.3.5.1	General	128
7.2.3.5.2	Send RTP Media packets (S: RTP Media)	128
7.2.3.5.3	Receive Floor Release message (R: Floor Release)	129
7.2.3.5.4	Receive Floor Request message (R: Floor Request)	129
7.2.3.5.5	Send Floor Release message (PTT button released with no pending request in queue)	130
7.2.3.5.6	Send Floor Granted message (PTT button released with pending request(s) in queue)	130
7.2.3.5.7	Receive Floor Request message with pre-emption indication (R: Floor Request with pre-emption)	131
7.2.3.5.8	Receive Floor Queue Position Request message (R: Floor Queue Position Request)	131
7.2.3.5.9	Transmission time limit warning (Timer T206 expires)	131
7.2.3.5.10	Transmission time limit reached with pending request(s) in queue (Timer T207 expires)	132
7.2.3.5.11	Transmission time limit reached with no pending request in queue (Timer T207 expires)	132
7.2.3.6	State: 'O: pending request'	132
7.2.3.6.1	General	132
7.2.3.6.2	Receive RTP media (R: RTP media)	133
7.2.3.6.3	Receive Floor Queue Position Info message (R: Floor Queue Position Info)	133
7.2.3.6.4	Receive Floor Deny message (R: Floor Deny)	134
7.2.3.6.5	Send Floor Release message (PTT button released)	135
7.2.3.6.6	Send Floor Taken message (Timer T201 expired N times)	135
7.2.3.6.7	Receive Floor Granted message (R: Floor Granted to me)	135
7.2.3.6.8	Receive Floor Granted message (R: Floor Granted to other)	136
7.2.3.6.9	Timer T201 (Floor Request) expired (Timer T201 expired)	137
7.2.3.6.10	Receive Floor Request message (R: Floor request)	137
7.2.3.6.11	Receive Floor Taken message (R: Floor Taken)	138
7.2.3.7	State: 'O: pending granted'	138
7.2.3.7.1	General	138
7.2.3.7.2	Receive RTP media (R: RTP Media)	138
7.2.3.7.3	Timer T205 (Floor Granted) expired (timer T205 expired)	138
7.2.3.7.4	Timer T205 (Floor Granted) expired N times with pending request(s) in the queue (Timer T205 expired N times AND pending request(s) in queue)	138
7.2.3.7.5	Timer T205 (Floor Granted) expired N times with no pending request in the queue (Timer T205 expired N times AND no pending request in queue)	139
7.2.3.7.6	Timer T233 (Pending user action) expires with no pending request in the queue (Timer T233 expired AND no pending request in queue)	139
7.2.3.7.7	Timer T233 (Pending user action) expires with pending request(s) in the queue (Timer T233 expired AND pending request(s) in queue)	139
7.2.3.7.8	PTT button pressed	140
7.2.3.7.9	Receive Floor Release message (R: Floor Release)	140
7.2.3.7.10	Receive Floor Request message (R: Floor Request)	140
7.2.3.8	State: 'O: queued'	140
7.2.3.8.1	General	140
7.2.3.8.2	Receive RTP media (R: RTP media)	140
7.2.3.8.3	Receive Floor Queue Position Info message (R: Floor Queue Position Info)	141
7.2.3.8.4	Receive Floor Deny message (R: Floor Deny)	141
7.2.3.8.5	User indication for release of pending request	142

7.2.3.8.6	Receive Floor Granted message (R: Floor Granted to me).....	142
7.2.3.8.7	Timer T233 (Pending user action) expires	143
7.2.3.8.8	User indication for accept of pending request	143
7.2.3.8.9	Receive Floor Granted message (R: Floor Granted to other)	143
7.2.3.8.10	Timer T203 (End of RTP media) expires	143
7.2.3.8.11	Send Floor Queue Position Request message (R: Request queue position info)	144
7.2.3.8.12	Timer T204 (Floor Queue Position request) expires	144
7.2.3.8.13	Timer T204 (Floor Queue Position request) expires N times	144
7.2.3.9	In any state	144
7.2.3.9.1	General	144
7.2.3.9.2	Receive MCPTT call release (R: MCPTT call release).....	145
8	Coding	145
8.1	Introduction	145
8.1.1	General.....	145
8.1.2	RTCP: APP message format	145
8.1.3	Application specific data field	146
8.1.4	Handling of unknown messages and fields.....	147
8.2	Floor control.....	147
8.2.1	Introduction.....	147
8.2.2	Floor control messages	147
8.2.2.1	General	147
8.2.2.2	Void.....	148
8.2.3	Floor control specific fields	148
8.2.3.1	Introduction	148
8.2.3.2	Floor Priority field	149
8.2.3.3	Duration field	150
8.2.3.4	Reject Cause field	150
8.2.3.5	Queue Info field	150
8.2.3.6	Granted Party's Identity field	151
8.2.3.7	Permission to Request the Floor field	151
8.2.3.8	User ID field.....	152
8.2.3.9	Queue Size field	152
8.2.3.10	Message Sequence Number field	153
8.2.3.11	Queued User ID field	153
8.2.3.12	Source field	153
8.2.3.13	Track Info field	154
8.2.3.14	Message Type field	155
8.2.3.15	Floor Indicator field	155
8.2.3.16	SSRC field.....	156
8.2.3.17	List of Granted Users field	157
8.2.3.18	List of SSRCs field	157
8.2.3.19	Functional Alias field.....	158
8.2.3.20	List of Functional Aliases field.....	158
8.2.3.21	Location field	159
8.2.3.22	List of Locations field	160
8.2.4	Floor Request message	161
8.2.5	Floor Granted message	162
8.2.6	Floor Deny message.....	163
8.2.6.1	General	163
8.2.6.2	Rejection cause codes and rejection cause phrase.....	165
8.2.7	Floor Release message.....	165
8.2.8	Floor Idle message	166
8.2.9	Floor Taken message	167
8.2.10	Floor Revoke message	169
8.2.10.1	General	169
8.2.10.2	Floor revoke cause codes and revoke cause phrases	170
8.2.11	Floor Queue Position Request message	171
8.2.12	Floor Queue Position Info message	172
8.2.13	Floor Ack message.....	173
8.2.14	Floor Release Multi Talker message.....	174
8.3	Pre-established session call control	175

8.3.1	Introduction.....	175
8.3.2	Pre-established session call control message	175
8.3.3	Pre-established session call control fields.....	175
8.3.3.1	Introduction.....	175
8.3.3.2	Media Streams field	176
8.3.3.3	MCPTT Session Identity field.....	176
8.3.3.4	Warning Text field	177
8.3.3.5	MCPTT Group Identity field.....	177
8.3.3.6	Answer State field.....	178
8.3.3.7	Inviting MCPTT User Identity field.....	178
8.3.3.8	Reason Code field	179
8.3.3.9	Handling of unknown fields and messages	179
8.3.3.10	PCK I_MESSAGE field.....	180
8.3.4	Connect message	180
8.3.5	Disconnect message	181
8.3.6	Acknowledgement message.....	182
8.4	MBMS subchannel control.....	182
8.4.1	Introduction.....	182
8.4.2	MBMS subchannel control messages	183
8.4.3	MBMS subchannel control specific fields	183
8.4.3.1	Introduction.....	183
8.4.3.2	MCPTT Group ID field.....	183
8.4.3.3	MBMS Subchannel field.....	183
8.4.3.4	TMGI field	184
8.4.3.5	Void.....	185
8.4.3.6	Monitoring state	185
8.4.4	Map Group To Bearer message	185
8.4.5	Unmap Group To Bearer message.....	186
8.4.6	Application Paging message	187
8.4.7	Bearer Announcement message.....	187
8.5	MBMS notifications.....	188
8.5.1	Introduction.....	188
8.5.2	MBMS notifications control messages	188
8.5.3	MBMS notifications control specific fields	188
8.5.3.1	Introduction.....	188
8.5.3.2	Status field.....	189
8.5.3.3	Status changing MCPTT User Identity field.....	189
8.5.3.4	Group call ongoing field	190
8.5.3.5	Group broadcast alias field.....	190
8.5.3.6	Group regroup alias field	191
8.5.4	Group Dynamic Data Notify message	191
9	Call setup control over pre-established session.....	193
9.1	General	193
9.2	MCPTT client.....	193
9.2.1	General.....	193
9.2.2	Call setup control over pre-established session state machine.....	193
9.2.2.1	General	193
9.2.2.2	State: 'Start-stop'.....	194
9.2.2.2.1	General	194
9.2.2.2.2	Pre-established session started.....	194
9.2.2.3	State: 'U: Pre-established session not in use'	194
9.2.2.3.1	General	194
9.2.2.3.2	Receive Connect message (R: Connect).....	195
9.2.2.3.3	Pre-established session stopped.....	195
9.2.2.3.4	Receive Disconnect message (R: Disconnect).....	195
9.2.2.3.5	Receive SIP 2xx response (R:2xx response)	195
9.2.2.3.6	Receive SIP re-INVITE request (R: re-INVITE)	195
9.2.2.4	State: 'U: Pre-established session in use'	195
9.2.2.4.1	General	195
9.2.2.4.2	Receive Connect message (R: Connect).....	196
9.2.2.4.3	Receive other floor control message (R: other message).....	196

9.2.2.4.4	Receive RTP media packets (R:RTP packet).....	196
9.2.2.4.5	Receive Disconnect message (R: Disconnect).....	196
9.2.2.4.6	Receive SIP 2xx response (R: 2xx response).....	196
9.3	Participating MCPTT function.....	196
9.3.1	General.....	196
9.3.2	Call setup control over pre-established session state machine for the participating MCPTT function.....	197
9.3.2.1	General.....	197
9.3.2.2	State: 'Start-stop'.....	197
9.3.2.2.1	General.....	197
9.3.2.2.2	Pre-established session started.....	198
9.3.2.3	State: 'G: Pre-established session not in use'.....	198
9.3.2.3.1	General.....	198
9.3.2.3.2	Receive SIP REFER request (R: SIP REFER).....	198
9.3.2.3.3	Receive SIP INVITE request (R: SIP INVITE).....	198
9.3.2.3.4	Pre-established session stopped.....	199
9.3.2.3.5	Receive SIP 200 (OK) response to the SIP re-INVITE request (R: 200 OK).....	199
9.3.2.4	State: 'G: Pre-established session in use'.....	200
9.3.2.4.1	General.....	200
9.3.2.4.2	Receive floor control message (R: Floor control message).....	200
9.3.2.4.3	Receive RTP media packets (R: RTP Media).....	200
9.3.2.4.4	Receive call session release indication from MCPTT client (R: Call Release from MCPTT client).....	200
9.3.2.4.5	Receive call session release indication from the controlling MCPTT function (R: Call Release from MCPTT server).....	200
9.3.2.4.6	Receive pre-established session stopped indication from the MCPTT client (R: Pre-established Session Stopped from MCPTT client).....	201
9.3.2.4.7	Receive Acknowledge message ((R: successful Ack) or (R: failure Ack)).....	201
9.3.2.4.8	Timer T55 (Connect) expired.....	201
9.3.2.4.9	Timer T55 (Connect) expired N times.....	202
9.3.2.4.10	Receive SIP 200 (OK) response (R: 200 OK).....	202
9.3.2.4.11	Receive failed SIP response from the controlling MCPTT function (R: Call Release from the MCPTT server).....	202
9.3.2.5	State: 'G: Call releasing'.....	203
9.3.2.5.1	General.....	203
9.3.2.5.2	Receive Acknowledge message (R: Ack).....	203
9.3.2.5.3	Timer T56 (Disconnect) expired.....	203
9.3.2.5.4	Timer T56 (Disconnect) expired N times.....	203
10	MBMS subchannel control procedure.....	203
10.1	General.....	203
10.2	MBMS subchannel control procedure for the participating MCPTT function.....	204
10.2.1	General.....	204
10.2.2	State: 'Start-stop'.....	205
10.2.2.1	General.....	205
10.2.2.2	Send Map Group To Bearer message (R: Floor Request or Floor Taken).....	205
10.2.3	State: 'M: A conversation is active'.....	205
10.2.3.1	General.....	205
10.2.3.2	Send Floor Idle message (R: Floor Idle).....	206
10.2.3.3	Send Floor Taken message (R: Floor Taken).....	206
10.2.3.3a	Send Floor Release Multi Talker (R: Floor Release Multi Talker).....	207
10.2.3.4	Send any other floor control message (R: Any other message).....	207
10.2.3.5	Send RTP media packet over the MBMS subchannel (R: RTP packet).....	208
10.2.3.6	Timer T15 (Conversation) expired.....	208
10.2.3.7	Timer T16 (Map Group To Bearer) expired.....	208
10.2.3.8	Timer T17 (Unmap Group To Bearer) expired.....	208
10.2.3.9	Timer T17 (Unmap Group To Bearer) expired Nth time.....	209
10.2.3.10	End conversation over the MBMS bearer (End conversation).....	209
10.2.3.11	Group call released.....	209
10.2.3.12	Move conversation to unicast.....	209
10.3	MBMS subchannel control procedure for the MCPTT client.....	209
10.3.1	General.....	209
10.3.2	Conversation over a pre-activated MBMS bearer is started.....	210

10.3.3	Receive floor control messages and RTP media packets over a MBMS subchannel	210
10.3.4	Conversation ended.....	210
10.3.5	Receive Application Paging message	210
10.3.6	Receive MBMS bearer announcement over MBMS bearer.....	210
10.4	Header compression	210
10.4.1	General.....	210
10.4.2	Participating MCPTT function procedure for ROHC.....	211
10.4.3	MCPTT client procedure for ROHC.....	211
10A	Additional MBMS procedures	211
10A.1	Group dynamic data notifications	211
11	Configurable parameters	212
11.1	Timers	212
11.1.1	Timers in the on-network floor participant	212
11.1.2	Timers in the off-network floor participant	213
11.1.3	Timers in the floor control server	216
11.1.4	Timers in the participating MCPTT function.....	220
11.2	Counters	222
11.2.1	Counters in the on-network floor participant	222
11.2.2	Counters in the off-network floor participant	223
11.2.3	Counters in the controlling MCPTT function	223
11.2.4	Counters in the participating MCPTT function	224
12	Extensions within the present document	225
12.1	Session description types defined within the present document.....	225
12.1.1	General.....	225
12.1.2	SDP "fmtp" attribute for MCPTT	225
12.1.2.1	General	225
12.1.2.2	Semantics	225
12.1.2.3	Syntax	226
13	Media plane security	226
13.1	General	226
13.2	Derivation of SRTP/SRTCP master keys	229
13.3	Media plane encryption and decryption	229
13.3.1	General.....	229
13.3.2	The participating MCPTT function	229
13.3.3	The MCPTT client.....	231
13.3.4	The controlling MCPTT function	235
13.3.5	The non-controlling MCPTT function.....	236
14	SDP offer/ answer procedures	237
14.1	General	237
14.2	Generating an SDP offer	237
14.2.1	General.....	237
14.2.2	"mc_queueing" fmtp attribute	238
14.2.3	"mc_priority" fmtp attribute	238
14.2.4	"mc_granted" fmtp attribute	238
14.2.5	"mc_implicit_request" fmtp attribute.....	238
14.3	Generating the SDP answer.....	238
14.3.1	General.....	238
14.3.2	"mc_queueing" fmtp attribute.....	238
14.3.3	"mc_priority" fmtp attribute	239
14.3.4	"mc_granted" fmtp attribute	239
14.3.5	"mc_implicit_request" fmtp attribute.....	239
14.3.6	"mc_ssrc" fmtp attribute	239
14.4	Offerer processing of the SDP answer	240
14.5	Modifying the media plane control channel	240
14.6	The use of SDP offer / answer procedures in off-network mode	240
14.6.1	General	240
14.6.2	fmtp attribute "mc_queueing"	240
Annex A (informative):	Signalling flows	241

A.1	Scope of signalling flows	241
A.2	Introduction	241
A.2.1	General	241
A.2.2	Key required to interpret signalling flows	241
A.3	On-network floor control signalling flows	242
A.3.1	General	242
A.3.2	Floor request when the floor is idle	242
A.3.3	Floor request when floor is taken and queueing is not applied	243
A.3.4	Floor request when floor is taken and queueing is applied	244
A.3.5	Pre-emptive floor request when floor is taken	246
A.4	Off-network floor control signalling flows	247
A.4.1	General	247
A.4.2	Off-network floor control during an MCPTT group call	247
A.4.2.1	Floor request when the floor is idle	247
A.4.2.2	Floor request when floor is taken and queueing of floor requests is not applied	248
A.4.2.3	Floor request when floor is taken and queueing is applied	249
A.4.2.4	Pre-emptive floor request when floor is taken	251
A.5	Pre-established session signalling flows	252
A.5.1	General	252
A.5.2	Call Initialization	252
A.5.2.1	Originating Side when initialization accepted	252
A.5.2.2	Originating Side when initialization rejected	254
A.5.2.3	Termination Side when call initialization accepted	255
A.5.3	Call release	256
A.6	MBMS subchannel control signalling flows	257
A.6.1	General	257
A.6.2	Announcing MBMS subchannels	257
A.6.3	Initiating a conversation and requesting floor, originating side	260
A.6.4	Releasing floor and ending a conversation	261
Annex B (informative):	Media encapsulation for end-to-end distribution using MBMS bearers	264
Annex C (Informative):	Floor control state machine transitions tables	266
C.1	Introduction	266
C.2	Off-network tables	266
C.2.1	Off-network call floor control state machine transitions	266
Annex D (informative):	Change history	271
History		278

Foreword

This Technical Specification has been produced by the 3rd Generation Partnership Project (3GPP).

The contents of the present document are subject to continuing work within the TSG and may change following formal TSG approval. Should the TSG modify the contents of the present document, it will be re-released by the TSG with an identifying change of release date and an increase in version number as follows:

Version x.y.z

where:

- x the first digit:
 - 1 presented to TSG for information;
 - 2 presented to TSG for approval;
 - 3 or greater indicates TSG approved document under change control.
- y the second digit is incremented for all changes of substance, i.e. technical enhancements, corrections, updates, etc.
- z the third digit is incremented when editorial only changes have been incorporated in the document.

1 Scope

The present document specifies the media plane control protocols and interactions with the media needed to support Mission Critical Push To Talk (MCPTT).

The present document specifies protocol for using pre-established session to setup calls, floor control and managing MBMS subchannels over MBMS bearers on-network and off-network protocols for floor control.

Mission critical communication services are services that require preferential handling compared to normal telecommunication services, e.g. in support of police or fire brigade. Floor control provides a mechanism for managing the right to transmit at a point in time during an MCPTT call.

The MCPTT service and its associated media plane control protocols can be used for public safety applications and also for general commercial applications (e.g., utility companies and railways).

The present document is applicable to User Equipment (UE) supporting the floor participant functionality, setting up calls using pre-established SIP sessions and using MBMS bearers for group communication and to floor control servers supporting these functions in the MCPTT system.

2 References

The following documents contain provisions which, through reference in this text, constitute provisions of the present document.

- References are either specific (identified by date of publication, edition number, version number, etc.) or non-specific.
- For a specific reference, subsequent revisions do not apply.
- For a non-specific reference, the latest version applies. In the case of a reference to a 3GPP document (including a GSM document), a non-specific reference implicitly refers to the latest version of that document *in the same Release as the present document*.

- [1] 3GPP TR 21.905: "Vocabulary for 3GPP Specifications".
- [2] 3GPP TS 24.379: "Mission Critical Push To Talk (MCPTT) call control Protocol specification".
- [3] IETF RFC 3550: "RTP: A Transport Protocol for Real-Time Applications".
- [4] 3GPP TS 24.483: "Mission Critical Services (MCS) Management Object (MO)".
- [5] 3GPP TS 23.379: "Functional architecture and information flows to support mission critical communication services; Stage 2".
- [6] 3GPP TS 29.468: "Group Communication System Enablers for LTE (GCSE_LTE); MB2 Reference Point; Stage 3".
- [7] IETF RFC 5761: "Multiplexing RTP Data and Control Packets on a Single Port".
- [8] IETF RFC 3711: "The Secure Real-time Protocol (SRTP)".
- [9] 3GPP TS 25.446: "MBMS synchronization protocol (SYNC)".
- [10] 3GPP TS 29.281: "General Packet Radio System (GPRS) Tunnelling Protocol User Plane (GTPv1-U)".
- [11] 3GPP TS 24.008: "Mobile radio interface layer 3 specification; Core Network protocols; Stage 3".
- [12] 3GPP TS 24.481: "Mission Critical Services (MCS) group management Protocol specification".
- [13] 3GPP TS 24.484: "Mission Critical Services (MCS) configuration management protocol specification".

- [14] Void.
- [15] IETF RFC 3830: "MIKEY: Multimedia Internet KEYing".
- [16] IETF RFC 3711: "The Secure Real-time Transport Protocol (SRTP)".
- [17] IETF RFC 6509: "MIKEY-SAKKE: Sakai-Kashar Key Encryption in Multimedia Internet KEYing (MIKEY)".
- [18] 3GPP TS 33.180: "Security of the mission critical service".
- [19] 3GPP TS 23.032: "Universal Geographical Area Description (GAD)".
- [20] IETF RFC 5795: "The Robust Header Compression (ROHC) Framework".
- [21] IETF RFC 3095: "RObust Header Compression (ROHC): Framework and four profiles: RTP, UDP, ESP, and uncompressed".
- [22] IETF RFC 5225: "RObust Header Compression Version 2 (ROHCv2): Profiles for RTP, UDP, IP, ESP and UDP-Lite".
- [23] 3GPP TS 23.280: "Common functional architecture to support mission critical services; Stage 2".

3 Definitions and abbreviations

3.1 Definitions

For the purposes of the present document, the terms and definitions given in 3GPP TR 21.905 [1] and the following apply. A term or definition defined in the present document takes precedence over the definition of the same term or definition, if any, in 3GPP TR 21.905 [1].

Active floor request queue: The floor request queue used by the floor control server to queue received Floor Request messages.

Candidate arbitrator: The queued floor participant in off-network to whom the floor was granted. Once the candidate arbitrator responds to the floor grant, it becomes the current arbitrator.

Controlling MCPTT function: The MCPTT server performing a controlling role.

Conversation: A number of media bursts exchanged between participants in a group call session.

Current arbitrator: The floor participant in off-network currently arbitrating the floor.

Effective priority: The priority decision determined by the floor control server based on multiple input parameters like floor priority, participant type, type of call etc. of the current floor request and of the current participant to which floor is granted if any and the local policy.

MBMS bearer: The service provided by the EPS to deliver the same IP datagrams to multiple receivers in a designated location.

MBMS subchannel: A logical channel which uses resources of an activated and announced MBMS bearer identified by the TMGI of the MBMS bearer and additional parameters, like UDP port, associated to a group or the MBMS subchannel used to e.g. inform when a conversation in a group call is started or ended.

NOTE: In this release of the specifications the UDP port is the only parameter used for enabling the differentiation of media and media plane control packets belonging to different groups over the same MBMS bearer by a receiving MCPTT client.

Media burst: A flow of media from an MCPTT client that has the permission to send media.

Media plane control protocols: Protocols in the media plane used for floor control, pre-established session call control and MBMS subchannel control.

Participating MCPTT function: The MCPTT server performing a participating role.

Passive floor request queue: The floor request queue used by the non-controlling MCPTT function to store received Floor Request messages for monitoring purposes.

For the purposes of the present document, the following terms and definitions given in 3GPP TS 23.379 [5] apply:

Ambient listening call
Floor control
Floor participant
Floor control server
Group call
MCPTT call
MCPTT server performing a controlling role
MCPTT server performing a participating role
MCPTT user
Mission critical push to talk
Multi-talker control
Private call
SIP core

For the purposes of the present document, the following terms and definitions given in 3GPP TS 24.379 [2] apply:

Non-controlling MCPTT function of an MCPTT group

For the purposes of the present document, the following terms and definitions given in 3GPP TS 33.180 [18] apply:

Client Server Key (CSK)
Client Server Key Identifier (CSK-ID)
Group Master Key (GMK)
Group Master Key Identifier (GMK-ID)
Multicast Key for Floor Control (MKFC)
Identifier of Multicast Key for Floor Control (MKFC-ID)
Multicast Signalling Key (MuSiK)
Multicast Signalling Key Identifier (MuSiK-ID)
Private Call Key (PCK)
Private Call Key Identifier (PCK-ID)
Signalling Protection Key (SPK)
Signalling Protection Key Identifier (SPK-ID)
MBMS SubChannel Control Key (MSCCK)
MBMS SubChannel Control Key Identifier (MSCCK-ID)

For the purposes of the present document, the following terms and definitions given in IETF RFC 3711 [16] apply:

SRTP master key (SRTP-MK)
SRTP master key identifier (SRTP-MKI)
SRTP master salt (SRTP-MS)

3.2 Abbreviations

For the purposes of the present document, the abbreviations given in 3GPP TR 21.905 [1] and the following apply. An abbreviation defined in the present document takes precedence over the definition of the same abbreviation, if any, in 3GPP TR 21.905 [1].

AS	Application Server
CID	Context ID
CSK	Client Server Key
CSK-ID	Client Server Key Identifier
D2D	Device to Device
DL	Downlink
GCS AS	Group Communication Service Application Server
GMK	Group Master Key
GMK-ID	Group Master Key Identifier
GMS	Group Management Server

GUK-ID	Group User Key Identifier
IP	Internet Protocol
MBMS	Multimedia Broadcast and Multicast Service
MCMC	Mission Critical MBMS subchannel Control Protocol
MCPTT	Mission Critical Push To Talk
MKFC	Multicast Key for Floor Control
MKFC-ID	Identifier of Multicast Key for Floor Control (MKFC-ID)
MSCCK	MBMS SubChannel Control Key
MSCCK-ID	MBMS SubChannel Control Key Identifier
MuSiK	Multicast Signalling Key
MuSiK-ID	Multicast Signalling Key Identifier
PCK	Private Call Key
PCK-ID	Private Call Key Identifier
PTT	Push-To-Talk
RFC	Request For Comment
ROHC	Robust Header Compression
RTCP	RTP Control Protocol
RTP	Real-time Transport Protocol
SPK	Signalling Protection Key
SPK-ID	Signalling Protection Key Identifier
SRTCP	Secure RTCP
SRTP	Secure RTP
SRTP-MK	SRTP master key
SRTP-MKI	SRTP master key identifier
SRTP-MS	SRTP master salt
SSRC	Synchronization SouRCe
TMGI	Temporary Mobile Group Identity
UE	User Equipment

4 General

4.1 Overview

4.1.1 Floor Control

4.1.1.1 General

In a PTT group call after the call is setup, at a given time only a single group member is allowed to talk and all other affiliated group members listen to this talker. The control action for obtaining this mode of operation is known as floor control. The direct actors of floor control are the floor participants and the floor control server. A floor participant does the floor control related actions in the MCPTT client. The floor control server is the decision maker of the floor control. In on-network the floor control server is in the MCPTT server with the controlling role. In off-network no specific floor control server exists. The current talker plays the role of floor control server.

Floor control actions in on-network are described in subclause 4.1.1.2. The differences for off-network floor control are described in subclause 4.1.1.3.

NOTE: End-user actions as operation of the PTT button illustrates functionality but no end-user actions are mandated by the present document.

4.1.1.2 On-network floor control

At any point in time a group member can request permission to talk.

When all group members are silent, a group member can press the PTT button, meaning the request for permission to talk. The floor participant entity of this user reflects this request to the floor control server by sending a Floor Request message. If the floor control server decides to permit, it informs this permission for this request by sending a Floor Granted message to the requesting group member. The floor control server informs the initiation of the talk to the other group members by sending a Floor Taken message. Once the group member receives the permission, a permission

indication (permission tone) is generated by the client to inform the user that they can talk. The media packets (encoded voice) are sent to the controlling MCPTT server and from there they are distributed to all listeners of this group. The release of the PTT button indicates the user's intention to end talking. Once the PTT button is released, the floor participant sends a Floor Release message to the floor control server indicating that this user has finished talking. This cycle, starting from the Floor Granted message and ending with Floor Release message, is known as 'talk burst' or 'media burst'.

In the beginning of a call the initial talk permission request can be implied by the SIP message which initiates the call as specified in 3GPP TS 24.379 [2] without any specific Floor Request message. For ambient listening, the implied talk permission request can be applied to the user on the originating side or to the user on the terminating side.

A group member can also request permission to talk by sending a Floor Request message during a talk burst. The floor control server can resolve this request in several ways.

1. If this request has higher priority than the ongoing talk burst, the floor control server revokes the current talk burst by sending a Floor Revoke message to the current talker. The current talker is interrupted and the current media burst is ended by the current floor participant by sending a Floor Release message. Then the floor control server sends a Floor Granted message to the revoking user and send Floor Taken message to other group members. Then a new media burst starts.
2. If this request does not have higher priority and floor request queueing is not used the floor control server rejects this request by sending a Floor Deny message to the requester. Then a reject indication (reject tone) is generated for the user. The ongoing talk burst continues.
3. If request queueing is used the floor control server sends Floor Queue Position Info message indicating that there is no permission but the request is queued for potential permission when the current talk burst ends. Then a "queued" indication is generated for the user. The ongoing talk burst continues.

In the case of an ambient listening call, the user initially granted the floor retains the floor for the duration of the call.

During a talk burst, a queued user can ask its position in the queue by sending a Floor Queue Position Request message. Then the floor control server provides the information by sending Floor Queue Position Info message. A queued user can also remove itself from the queue by sending a Floor Release message. This kind of message exchange during a talk burst does not affect the ongoing talk burst.

If request queueing is used, by the end of a talk burst, the floor control server gives the talk permission to the first pending request in the queue. For this, it sends the same messages as in the beginning of a talk burst; Floor Granted message to the permitted user and Floor Taken message to other group members. The permitted user is expected to press the PTT button after the permission tone within a well-defined short period of time. If PTT button is pressed the media burst continues normally until it is released. If not, the MCPTT client loses the talk permission.

If queueing is used the ordering in the queue is affected by the priority of the users in the queue.

A floor request with pre-emptive priority can be granted without revoking the current speaker. In this case media from both the overridden current talker and the overriding MCPTT user is distributed to selected participants at the same time. The list of participants that receive the overriding, overridden, or both transmissions is based on configuration.

Pre-emptive priority without revoking the current talker is not applicable if the group is configured for audio cut-in floor control.

If a group is configured as multi-talker group, floor request can be granted to a group member which is allowed to talk in this group without revoking the current talker, provided the number of simultaneous talkers is not greater than "maximum number of simultaneous talkers". If the upper limit is reached one of the talkers can be revoked or the current request can be denied based on relative priorities. If configured, when the floor request of an allowed user is not granted the participant requesting the floor may also be queued.

During silence (when no talk burst is ongoing), the floor control server can send Floor Idle message to all floor participants from time to time. The floor control server sends Floor Idle message in the beginning of silence.

Some of the floor control messages can be repeated as specified in state machines specified in clause 6.

The call can be released after a long silence period.

4.1.1.3 Off-network floor control

This subclause describes the special features for off-network floor control with respect to the on-network floor control.

In off-network no specific floor control server exists. All floor control messages are sent to all group members.

When a floor control server gives talk permission it sends a Floor Granted message. The information element which expresses the group member, to which this talk permission is given, implies to the other group members that the floor is taken. No other Floor Taken message is sent.

After silence, a floor participant asks for talk permission by sending a Floor Request message. After a well-defined waiting period, if no response is received, this floor participant sends a Floor Taken message indicating itself in the information element which expresses the group member to which this talk permission is given and continues the talk burst.

In off-network, the Floor Idle message is not used.

Some of the floor control messages can be repeated as specified in the state machines specified in clause 7.

Audio cut-in floor control is not applicable for off-network.

4.1.1.4 Determine on-network effective priority

The floor control server can determine how to handle a received Floor Request message using a number of input parameters. Examples of input parameters that the floor control server can use are:

1. the floor priority, using the value of the Floor Priority field in the Floor Request message;
2. the <user-priority> element as specified in 3GPP TS 24.481 [12];
3. the <num-levels-priority-hierarchy> element as specified in 3GPP TS 24.484 [13];
4. the participant type, using the <participant-type> element specified in 3GPP TS 24.481 [12] or, in case a non-controlling MCPTT function is attached to a group call, the <Participant Type> value in the Track Info field in the Floor Request message;
5. the type of call indicated in the Floor Indicator field;
6. the effective priority of the floor participant with the permission to send media, and the current type of the call (e.g. normal, imminent-peril, emergency, broadcast); and
7. any other information in the group document specified in 3GPP TS 24.481 [12] or information stored in the controlling MCPTT function outside the scope of the present document.

Using a local policy and the above input parameters the floor control server can determine that a floor request is:

1. pre-emptive such that the current talker is overridden;
2. pre-emptive such that the current talker is revoked;
3. not pre-emptive and put in the floor request queue, if queueing was negotiated; or
4. not-pre-emptive and rejected, if queueing was not negotiated.

4.1.1.5 Determine off-network effective priority

The floor control participant can determine how to handle a received Floor Request message using the following input parameters:

1. the floor priority, using the value of the Floor Priority field in the Floor Request message;
2. the value of the "/<x>/Common/MCPTTGroupMemberList/<x>/UserPriority" leaf node of the sender of the Floor Request message, present in group configuration as specified in 3GPP TS 24.483 [4];
3. the value of the "/<x>/OffNetwork/NumLevelHierarchy" leaf node present in service configuration as specified in 3GPP TS 24.483 [4];

4. the type of call indicated in the Floor Indicator field; and
5. the effective priority of the floor participant with the permission to send media, and the current type of the call (e.g. normal, imminent-peril, emergency).

Using the policy as described in subclause 7.2.1.2, and the above input parameters the floor control participant can determine that a floor request is:

1. pre-emptive such that the current talker is revoked;
2. not pre-emptive and put in the floor request queue, if the value of "/<x>/<x>/OffNetwork/QueueUsage" leaf node present in the group configuration as specified in 3GPP TS 24.483 [4] is set to "true"; or
3. not-pre-emptive and rejected, if the value of "/<x>/<x>/OffNetwork/QueueUsage" leaf node present in the group configuration as specified in 3GPP TS 24.483 [4] is set to "false".

4.1.2 Pre-established session call control

4.1.2.1 General

An MCPTT client can pre-establish a session with the participating MCPTT function for potential use when a call is setup. The establishment, the modification and the release of a pre-established session are specified in 3GPP TS 24.379 [2].

NOTE: The establishment of a pre-established session, for potential use when a call is setup, depends on the policy chosen by the MCPTT service provider.

A pre-established session can be used when initiating a pre-arranged group call, a chat group call or a private call. Similarly, a pre-established session can be released for reuse after the termination of a pre-arranged group call, chat group call and private call.

The media plane control messages related to call setup over a pre-established session are sent over the channel used for media plane control. The media plane control messages related to the release of a call which was setup over a pre-established session, without terminating the pre-established session, are sent over the channel used for media plane control. The unicast channel for media plane control is over the MCPTT-4 reference point.

4.1.2.2 Call setup over pre-established session

For a pre-arranged group call, when the originator initiates the call setup indicating the use of a pre-established session using SIP messages as specified in 3GPP TS 24.379 [2], the participating MCPTT function (which serves the originating MCPTT client) sends to the originating MCPTT client a Connect message after the controlling MCPTT function accepts the initiation of this call. After the reception of this Connect message the originating MCPTT client sends an Acknowledgment message indicating that the connection is accepted or indicating that the connection is not accepted. If the connection is accepted by the originating MCPTT client, the floor control for this call continues as specified in clause 6.

For a pre-arranged group call if the controlling MCPTT function as triggered by an originating group member initiates a call as specified in 3GPP TS 24.379 [2], the participating MCPTT function which serves the terminating MCPTT client sends a Connect message to all affiliated MCPTT clients of this group. After the reception of the Connect message the terminating MCPTT client sends an Acknowledgment message indicating that the connection is accepted or indicating that the connection is not accepted. If the connection is accepted by the terminating MCPTT client, the floor control for this call continues as specified in clause 6.

NOTE: If a terminating client does not have an available pre-established session, the call setup proceeds as in on-demand call setup as specified in 3GPP TS 24.379 [2].

For a chat group call, a group member can use a pre-established session when joining the chat group using SIP messages as specified in 3GPP TS 24.379 [2]. For a group member that has already joined the chat group call, the floor control between the MCPTT client (floor participant) and the MCPTT server (floor control server) continues as specified in clause 6.

For a private call the procedures for the originator are the same as for the originator initiating a call for a pre-arranged call setup over a pre-established session, with the difference that the recipient of the call is a private user and not a pre-arranged group.

For a private call if the controlling MCPTT function as triggered by the originator initiates a call as specified in 3GPP TS 24.379 [2], the participating MCPTT function (which serves the terminating MCPTT client) sends a Connect message to the terminating MCPTT client served by the participating MCPTT function if this MCPTT client has an available pre-established session and the commencement mode is automatic. If the commencement mode is manual the terminating MCPTT client is invited using SIP procedures as specified in 3GPP TS 24.379 [2].

4.1.2.3 Release of a call which uses a pre-established session

When a call is released by the controlling MCPTT function (as specified in 3GPP TS 24.379 [2]), the participating MCPTT function sends a Disconnect message to all MCPTT clients which used a pre-established session for this call. Then the call is released (see also 3GPP TS 24.379 [2]) and the pre-established session can be used for another call.

When an MCPTT client leaves a call (as specified in 3GPP TS 24.379 [2]) which was setup over a pre-established session without releasing the pre-established session, this pre-established session can be used for another call.

A call setup over a pre-established session can also be released by using the specifications in 3GPP TS 24.379 [2] (without the use of Disconnect message). As a result the pre-established session, which has been used for this call, is also released.

4.1.3 MBMS subchannel control

4.1.3.1 General

The participating MCPTT function can use an MBMS bearer for the DL transmission of the media and the media control plane.

The participating MCPTT function decides to activate an MBMS bearer. After the activation of the MBMS bearer, as specified in 3GPP TS 29.468 [6], the TMGI of this MBMS bearer is announced to the MCPTT clients in the MBMS service area of this MBMS bearer. This announcement enables the MCPTT client to listen (decode/demodulate) this MBMS bearer. The activation of an MBMS bearer and the announcement of the TMGI create a pool of MBMS subchannel resources without any association to a group or other purposes.

The criteria for a participating MCPTT function to decide to activate and use an MBMS bearer is implementation dependent.

An MBMS bearer can be used for the DL transmission for more than one group. For this, additional parameters like destination UDP port are used for enabling the differentiation of messages and packets belonging to different groups over the same MBMS bearer by a receiving MCPTT client.

When a TMGI is announced a general purpose MBMS subchannel is created by defining an association between the identity of the general purpose MBMS subchannel (e.g. 'general purpose') and the TMGI (of the activated and announced MBMS bearer) together with the parameters (e.g. UDP port) differentiating this general purpose MBMS subchannel in this MBMS bearer. The parameters of this general purpose MBMS subchannel can be communicated to the MCPTT clients in the MBMS service area of this MBMS bearer using unicast over-the air transmission or can be pre-defined and stored in the MCPTT user profile that is downloaded to the MCPTT UE.

4.1.3.2 Start of a conversation

When a conversation is started (by an originating MCPTT client of a group) the participating MCPTT function can allocate an MBMS subchannel for this group by defining an association between this group (e.g. 'group id') and the TMGI (of the activated and announced MBMS bearer) with the parameters differentiating this MBMS subchannel in this MBMS bearer. The parameters of this MBMS subchannel are sent using the general purpose MBMS subchannel using the Map Group To Bearer message. The Map Group To Bearer message is repeated as long as the conversation is ongoing for improving the reception probability and to allow MCPTT clients arriving late to listen to the MBMS subchannel.

The same MBMS subchannel can be used for media and media control plane of an MCPTT group, subjected to the restrictions stated in IETF RFC 5761 [7].

4.1.3.3 During a conversation

If an MBMS subchannel exists, the participating MCPTT function forwards the media plane control messages, received from the controlling MCPTT function via MBMS subchannel for media plane control. Only floor control messages which are transmitted to more than one affiliated group member are forwarded to the MBMS bearer (e.g. the Floor Taken and Floor Idle messages). The floor control messages can be repeated a configurable number of times for improving the reception probability. The participating MCPTT function forwards the media packets, received from the controlling MCPTT function, via the MBMS subchannel for media.

Amongst all affiliated group members under this participating MCPTT function, the participating MCPTT function is informed or is enabled to deduce the group members which do not or cannot receive the MBMS subchannels. The participating MCPTT function forwards the media packets and the media plane control messages, received from the controlling MCPTT function, to the group members which do not or cannot receive the MBMS subchannels, using unicast bearers allocated for media and media plane control respectively.

4.1.3.4 Ending the conversation

The participating MCPTT function can de-allocate an MBMS subchannel after a configurable period of silence in the conversation by removing the association to this group by sending the Unmap Group To Bearer message over this MBMS subchannel. The de-allocation of the MBMS subchannel frees the parameters used for differentiating this MBMS subchannel in this MBMS bearer. Therefore, the resources of a de-allocated MBMS subchannel can be reallocated for a conversation of another group.

NOTE: The participating MCPTT function will activate MBMS bearers with general QoS characteristics suitable for MCPTT service and will map MBMS subchannels for media or media plane control only to MBMS bearers that can provide the QoS required by media or media plane control.

4.1.3.5 Starting a call over unicast bearers

The participating MCPTT function can prior to starting a call over unicast bearers send an Application Paging message, using the MBMS subchannel, to the group intended for the conversation. The procedures to initiate the conversation over the unicast bearers then proceed as described in clause 10.

4.1.3.6 Moving a conversation to unicast bearers

The participating MCPTT function can move an ongoing conversation from an MBMS bearer to unicast bearers by first sending an Application Paging message using the MBMS subchannel, and then sending an Unmap Group To Bearer message. After the Unmap Group To Bearer message the conversation continues using the unicast bearers.

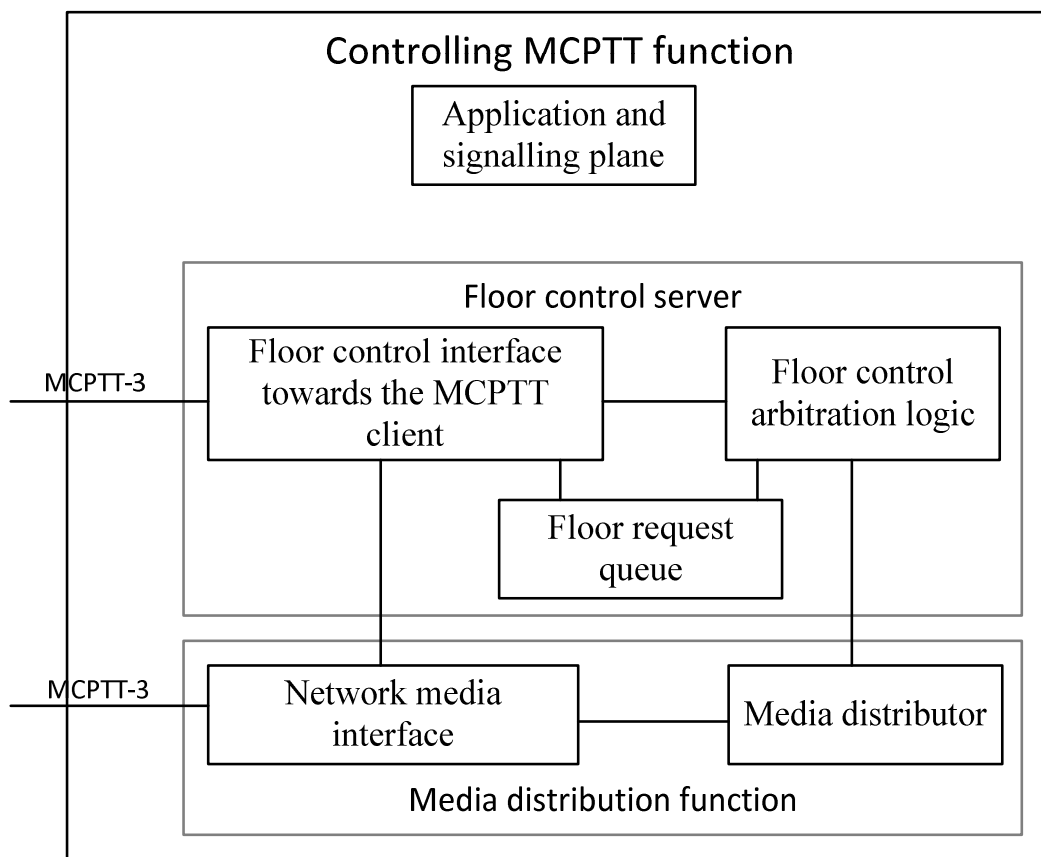
4.1.3.7 MBMS bearer announcement over an MBMS bearer

The participating MCPTT function can activate an MBMS bearer that previously has been announced over a unicast bearer by sending an MBMS bearer announcement over an MBMS bearer. The MCPTT client acknowledges that it can listen to the MBMS bearer by sending a listening status report.

4.2 Internal structure of media plane control entities

4.2.1 Controlling MCPTT function

According to 3GPP TS 23.379 [5] the controlling MCPTT function is divided into a floor control server and a media distribution function. In the present document the internal structure of the MCPTT server is illustrated in figure 4.2-1.



NOTE: The real internal structure of the MCPTT server is implementation specific but a possible internal structure is shown to illustrate the procedures.

Figure 4.2.1-1: Internal structure of floor control in the controlling MCPTT function

All entities in the controlling MCPTT function are assumed to have a direct communication interface to the application and signalling plane. The interface to the application and signaling plane carries information about SIP session initialisation and SIP session release, SDP content, etc.

The reference point MCPTT-3 is described in 3GPP TS 23.379 [5].

The floor control interface towards the MCPTT client receives and transmits the floor control messages from and to the MCPTT client via the participating MCPTT function or non-controlling MCPTT function. The procedures are controlled by a state machine described in subclause 6.3.5. One state machine is needed for each MCPTT client participating in an MCPTT call. A non-controlling MCPTT function is seen by the floor control interface towards the MCPTT client as an MCPTT client.

The floor control arbitration logic is performing the floor control. The floor control arbitration logic is controlled by a state machine described in subclause 6.3.4. One state machine is needed per MCPTT call.

The floor request queue is accessible both by the floor control interface towards the MCPTT client for all MCPTT clients in the call and the floor control arbitration logic.

The network media interface is receiving and sending media from and to the associated MCPTT client via the participating MCPTT function or non-controlling MCPTT function. The network media interface is out of scope of the present document. One network media interface is needed for each MCPTT client participating in an MCPTT call. A non-controlling MCPTT function is seen by the network media interface as an MCPTT client.

The media distributor is controlled by the floor control arbitration logic. The media distributor is out of scope of the present document. One media distributor is needed per MCPTT call.

The internal interfaces are assumed to transport the following types of information.

1. The interface between the network media interface and the floor control interface towards the MCPTT client:

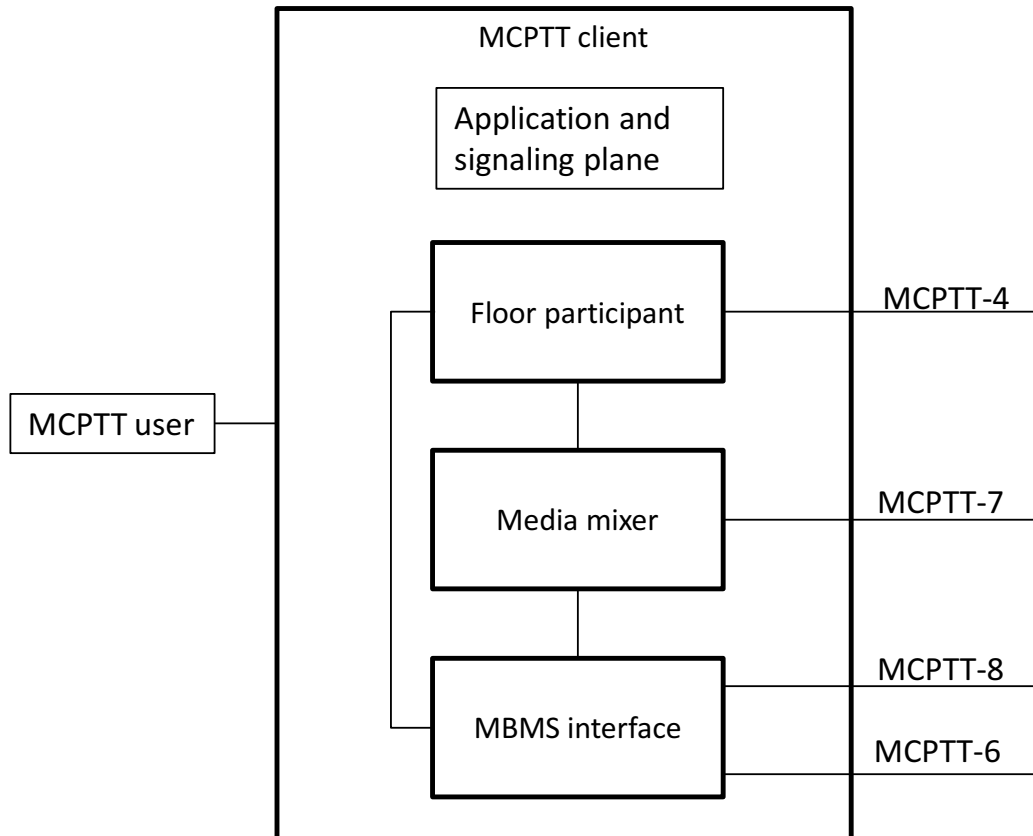
- a. Indication that the network media interface has started to receive media packets from the associated MCPTT client or that media packets are no longer received from the associated MCPTT client.

NOTE: It is an implementation option whether an indication e.g. is sent for every received RTP media packet or only when the first packet is received and then when no more RTP packets are received.

2. The interface between the floor control interface towards the MCPTT client and the floor control arbitration logic:
 - a. Floor control messages to and from the associated MCPTT client, requests to create or delete the state machine instance for the associated MCPTT client. The floor control messages to the floor control arbitration logic are limited to floor control messages that will change the state of the floor.
3. The interface between the network media interface and the media distributor:
 - a. Media to and from associated MCPTT clients. This interface is out of scope of the present document.
4. The interface between the floor control arbitration logic and the media distributor:
 - a. Requests to start or stop distributing media to participants in the MCPTT call. Indication that the media distributor has started to receive media packets from the network media interface associated with the MCPTT client with the permission to send media or that media packets are no longer received from the network media interface from the associated MCPTT client.
5. The interface between the floor control interface towards the MCPTT client and the floor request queue:
 - a. Requests to store received Floor Request messages in the queue or requests to remove Floor Request messages from the queue and the queue content for building the Floor Queue Position Info message.
6. The interface between the floor control arbitration logic and the floor request queue:
 - a. Requests to store received Floor Request messages in the queue or requests to remove Floor Request messages from the queue. Indications that the queue is modified.

4.2.2 MCPTT client

According to 3GPP TS 23.379 [5] the MCPTT client is divided into a floor participant and a media mixer function. In the present document the internal structure of the MCPTT client is illustrated in figure 4.2.2-1.



NOTE: The real internal structure of the MCPTT client is implementation specific but a possible internal structure is shown to illustrate the logic and the procedures.

Figure 4.2.2-1: Internal structure of the MCPTT client

All entities in the MCPTT client have a direct communication interface to the application and signalling plane. The interface to the application and signalling plane carries information about SIP session initialisation and SIP session release, SDP content, etc.

The reference points MCPTT-4, MCPTT-6, MCPTT-7 and MCPTT-8 are described in 3GPP TS 23.379 [5].

The floor participant receives and sends floor control and pre-established session control message over the unicast bearer.

The media mixer receives and sends RTP media packets over the unicast bearer. The media mixer indicates to the floor participant when RTP media packets are received and when RTP media packets are no longer received. The floor participant instructs the media mixer on how to handle media received from the user or received from the network either over the unicast bearer or over the MBMS bearer.

The MBMS interface receives RTP media packets over the MBMS bearer. The RTP media packets are forwarded to the media mixer.

The MBMS interface receives floor control messages and MBMS subchannel control messages over the MBMS bearer. The MBMS interface forward received floor control messages to the floor participants.

The floor participant receives indication from the MCPTT client when the MCPTT user has pressed or released the PTT button. The MCPTT client can also provide notification towards the MCPTT user. Voice received from the MCPTT user is, on instruction from the floor participant, encoded by the media mixer and sent as RTP media packets over the unicast bearer.

4.2.3 Participating MCPTT function

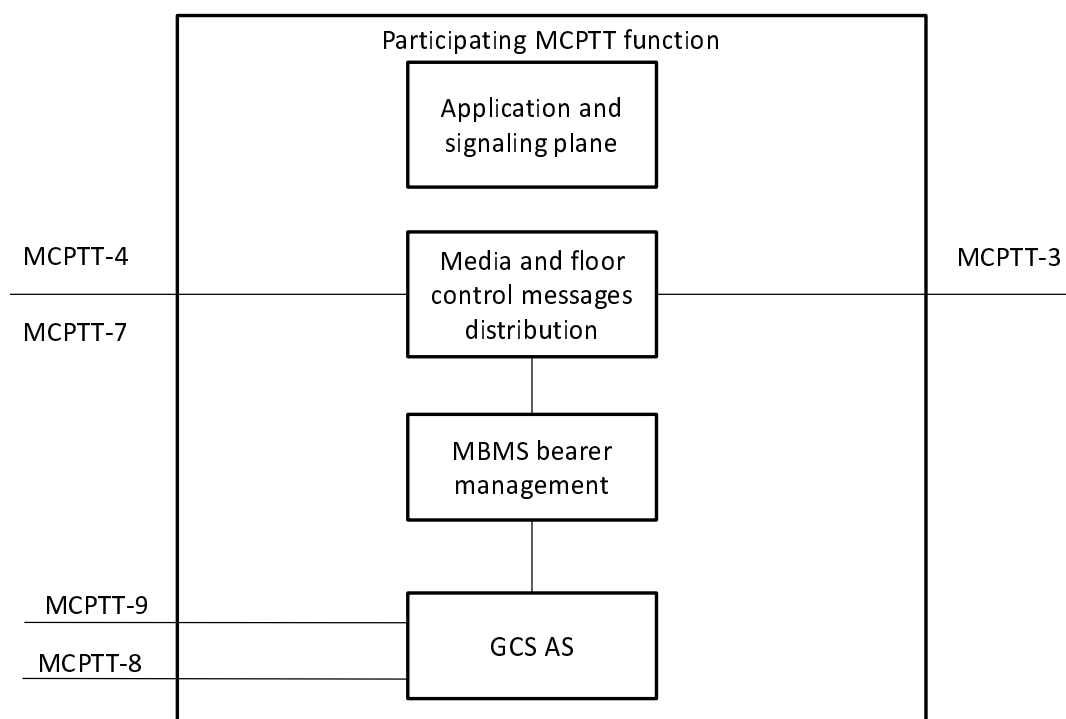
4.2.3.1 General

The participating MCPTT function performs the participating role of an MCPTT server as defined in 3GPP TS 23.379 [5]. The participating MCPTT function uses media plane control (non-SIP) messages when taking part in the floor control procedures as specified in clause 6, call over pre-established session as specified in clause 9 and the use of MBMS Bearer procedures as specified in clause 10. In the sequel the term 'controlling MCPTT function' is used for the entity which performs the controlling role of an MCPTT server.

The following subclauses describe the assumed internal structure of a participating MCPTT function and the role of the participating function in the floor control procedures, the call over pre-established session procedures and the use of MBMS Bearer procedures.

4.2.3.2 Internal structure of the participating MCPTT function

In the present document the internal structure of the participating MCPTT function is illustrated in figure 4.2.3.2-1.



NOTE: The real internal structure of the participating MCPTT function is implementation specific but a possible internal structure is shown to illustrate the logic and the procedures.

Figure 4.2.3.2-1: Internal structure of the MCPTT client

All entities in the participating MCPTT function have a direct communication interface to the application and signalling plane. The interface to the application and signalling plane carries information about SIP session initialisation and SIP session release, SDP content, etc.

The reference points MCPTT-3, MCPTT-4, MCPTT-7, MCPTT-8 and MCPTT-9 are described in 3GPP TS 23.379 [5].

The media and floor control message distribution receives media control messages and RTP media packets to and from the MCPTT client and the controlling MCPTT function and the non-controlling MCPTT function. Media plane control messages and RTP packets are forwarded as received when unicast bearers are used. If MBMS bearers are used for floor control messages, MBMS subchannel control messages and RTP media packets are sent to the MBMS bearer management.

The MBMS bearer management receives floor control message and RTP media packets from the media and floor control message distribution when floor control messages and RTP media packets are sent over an MBMS bearer. MBMS bearer management also generates MBMS subchannel control message. Floor control message, RTP media

packets and MBMS subchannel control messages are sent to the GCS AS for distribution over an MBMS bearer. The GCS AS is outside the scope of the present specification.

4.2.3.3 The roles of the participating MCPTT function

4.2.3.3.1 For the floor control procedures

When a floor control message or a media packet is received from an MCPTT client, in the MCPTT-4 and MCPTT-7 reference points respectively, the participating MCPTT function forwards it to the controlling MCPTT function over MCPTT-3 reference point or to the application and signalling plane. When a floor control message or a media packet is received from the controlling MCPTT function, over MCPTT-3 reference point or the application and signalling plane, for MCPTT clients which do not use an MBMS subchannel, the participating MCPTT function forwards the floor control message to the MCPTT client over the MCPTT-4 and MCPTT-7 reference points respectively. For MCPTT clients which use an MBMS subchannel, for floor control messages directed to all of these MCPTT clients and for media packets, the participating MCPTT function forwards a single floor control message or a single media packet using the MBMS subchannel over MCPTT-9 and MCPTT-8 reference points respectively.

When MCPTT clients are listening to the MBMS subchannel multiple copies of the same media packet destined to each individual MCPTT client are sent by the controlling MCPTT function while the participating MCPTT function only forwards one single media packet over the MBMS bearer. Any optimizations for not sending the media packet from the controlling MCPTT function to all MCPTT clients are out of scope of the present document.

When MCPTT clients are listening to the MBMS subchannel multiple copies of the same Floor Idle message and Floor Taken message destined to each individual MCPTT client are sent by the controlling MCPTT function while the participating MCPTT function only forwards one single Floor Idle or Floor Taken message over the MBMS bearer. Any optimizations for not sending the Floor Idle or Floor Taken message from the controlling MCPTT function to all MCPTT clients are out of scope of the present document.

The participating MCPTT function specifications related to the floor control are specified in subclause 6.4 for unicast media and media plane control delivery and in subclause 10.3.3 for MBMS delivery.

4.2.3.3.2 For the call over pre-established session procedures

For a pre-established session between an MCPTT client and the participating MCPTT function, when a call is initiated over this pre-established session, the participating MCPTT function informs the originating MCPTT client the acceptance or rejection decision of the controlling MCPTT function by sending Connect or Disconnect messages respectively over MCPTT-4 reference point. When a call initiation is accepted by the controlling server and informed to the participating MCPTT function, the participating MCPTT function informs the terminating MCPTT client which has a pre-established session the initiation of this call, using Connect message over MCPTT-4 reference point.

When the controlling MCPTT function informs the participating MCPTT function that a call which is setup over a pre-established session is released (either over the MCPTT-3 reference point or from application and signalling plane), the participating MCPTT function informs the MCPTT client the release of this call using Disconnect message over MCPTT-4 reference point. By the end of the release of the call the pre-established session is reserved for possible future use.

When an Acknowledgment message is received, over the MCPTT-4 reference point, as result of a message informing the MCPTT client for the initiation, the rejection or the release related to a call conducted over a pre-established session, the participating MCPTT function communicates the positive or negative acknowledgment information towards the controlling MCPTT function according to the procedures in 3GPP TS 24.379 [2] (either over MCPTT-3 reference point or from application and signalling plane).

The participating MCPTT function specifications related to the call setup over pre-established session are in subclause 9.3.

4.2.3.3.3 For the use of MBMS bearer procedures

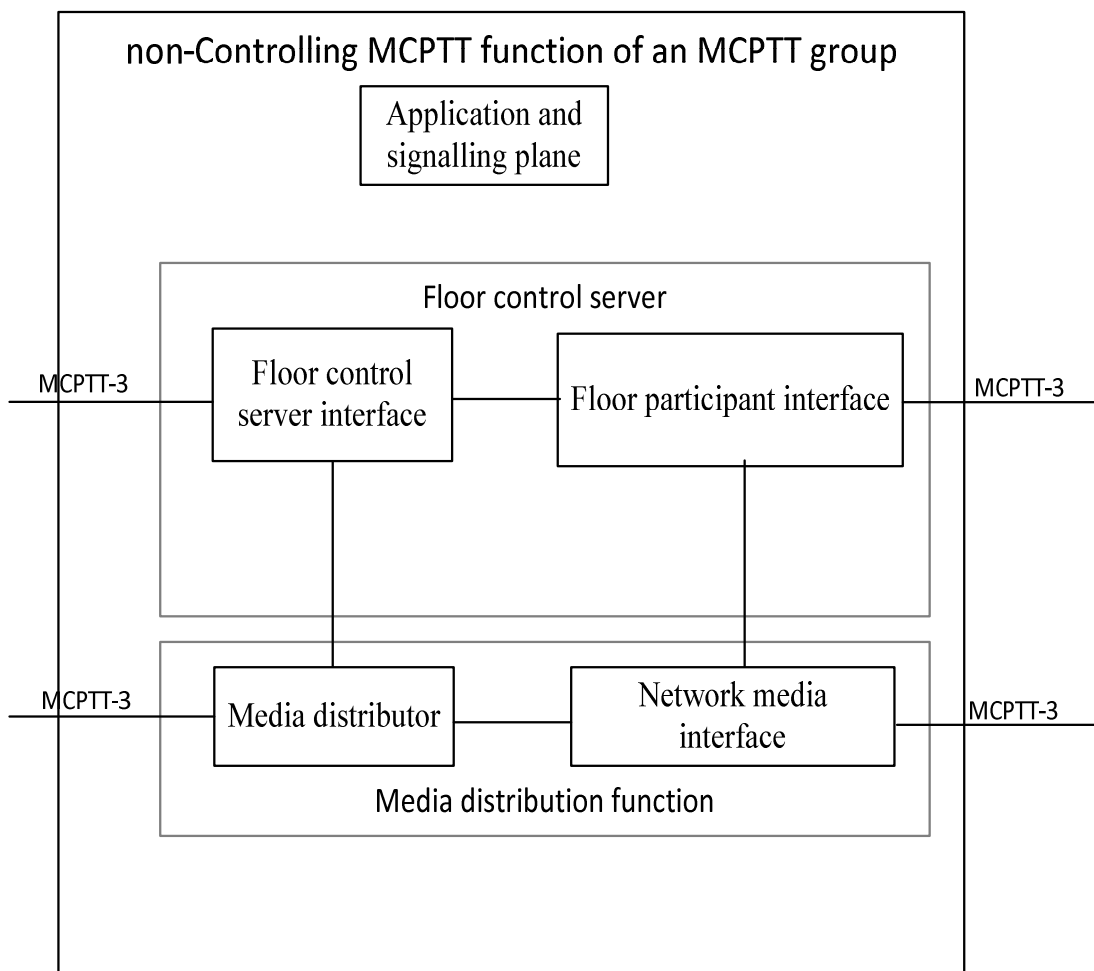
In the initiation of a conversation, if the MBMS bearer management in the participating MCPTT function decides to use an MBMS subchannel for the media plane control messages and the media packets, the participating MCPTT function sends a Map Group To Bearer message over the MCPTT-9 reference point, for indicating the association information between the group identity of this call and the TMGI of the MBMS bearer and additional parameters necessary for the identification of this MBMS subchannel using the general purpose MBMS subchannel already associated for the

transmission of this information. In the termination of a conversation the participating MCPTT function sends an Unmap Group To Bearer message for terminating the association between the MBMS subchannel in use for this conversation and the group identity.

The participating MCPTT function specifications related to the declaration of the association between an MBMS bearer and related parameters and the MBMS subchannel for media and media plane control are specified in subclause 10.3.2 and subclause 10.3.4.

4.2.4 Non-controlling MCPTT function of an MCPTT group

According to 3GPP TS 24.379 [2] subclause 5.3 the MCPTT server can act in a non-controlling MCPTT function of an MCPTT group role. In the present document the internal structure of the non-controlling MCPTT function of an MCPTT group is illustrated in figure 4.2.4-1.



NOTE: The real internal structure of the MCPTT server is implementation specific but a possible internal structure is shown to illustrate the logic and the procedures.

Figure 4.2.4-1: Internal structure of the non-controlling MCPTT function

All entities in the non-controlling MCPTT function of an MCPTT group are assumed to have a direct communication interface to the application and signalling plane. The interface to the application and signaling plane carries information about SIP session initialisation and SIP session release, SDP content, etc.

The floor participant interface receives and transmits the floor control messages from and to the MCPTT client via the participating MCPTT function or non-controlling MCPTT function. The procedures are controlled by a state machine

described in subclause 6.5.5. One state machine is needed for each MCPTT client participating in an MCPTT call. A non-controlling MCPTT function is seen by the floor participant interface as an MCPTT client.

The floor control server interface is distributing floor control message to and from the floor control server in the controlling MCPTT function or non-controlling MCPTT function. The floor control server interface procedures are described in subclause 6.5.4. One floor control server interface is needed per MCPTT call.

The network media interface is receiving and sending media from and to the associated MCPTT client via the participating MCPTT function or non-controlling MCPTT function. The network media interface is out of scope of the present document. One network media interface is needed for each MCPTT client participating in an MCPTT call. A non-controlling MCPTT function is seen by the network media interface as an MCPTT client.

The media distributor is controlled by the floor control server interface. The media distributor is out of scope of the present document. One media distributor is needed per MCPTT call.

The internal interfaces are assumed to transport the following type of information.

1. The interface between the network media interface and the floor participant interface:
 - a. Indication that the network media interface has started to receive media packets from the associated MCPTT client and requests from the floor participant interface to forward received RTP packets towards the media distributor or to stop forward RTP media packets to the media distributor.

NOTE: It is an implementation option whether an indication e.g. is sent for every received RTP media packet or only when the first packet is received.

2. The interface between the floor participant interface and the floor control server interface:
 - a. Floor control messages to and from the associated floor participant. The floor control message to the floor control server interface are limited to floor control messages that can result in an action towards the floor control server.
3. The interface between the network media interface and the media distributor:
 - a. RTP media packets to and from associated MCPTT clients. This interface is out of scope of the present document.
4. The interface between the floor control server interface and the media distributor:
 - a. Requests to start or stop distributing media to participants in the MCPTT call. Indication that the media distributor has started to receive media packets from the network media interface associated with the MCPTT client with the permission to send media.

4.3 The media plane control channel

4.3.1 General

The media plane control channel is used for transport of messages associated with the floor control protocol, the pre-established session call control protocol and the MBMS bearer management protocol, all specified in the present document.

4.3.2 Control channel realization

The media plane control channel is realized by sending RTCP APP packets on top of UDP/IP. RTCP APP packets are defined in IETF RFC 3550 [3]. The MCPTT specific coding of the RTCP APP packets is defined in clause 8 of the present document.

4.3.3 Establishing a media plane control channel

4.3.3.1 General

The MCPTT client and the MCPTT server use the SDP offer/answer mechanism in order to negotiate the establishment of the media plane control channel. The SDP offer/answer procedures for negotiating media plane control channel capabilities are specified in clause 14. The ABNF is defined in clause 12.

The media description ("m=" line) associated with the media plane control channel shall have the values as described in table 4.3.3.1-1.

Table 4.3.3.1-1: Media plane control channel media description

Media description element	Value
<media>	"application"
<port>	RTCP port
<proto>	"udp"
<fmt>	"MCPTT"

The port used for RTCP messages associated with the media plane control channel shall be different than ports used for RTCP messages associated with other "m=" lines (e.g. RTP) in the SDP.

NOTE 1: As RTCP is used to transport messages on the media plane control channel, the "m=" line port value indicates an RTCP port. This is different from cases where an "m=" line is associated with an RTP-based stream, and the "m=" line port value indicates an RTP port.

NOTE 2: In case the media plane control channel uses a different IP address than other media described in the SDP, a media plane control channel specific "c=" line also needs to be associated with the "m=" line associated with the media plane control channel.

The format of the optional SDP fmp attribute, when associated with the media plane control channel, is described in clause 12.

The example below shows an SDP media description for a media plane control channel.

```
m=application 20032 udp MCPTT
a=fmtp:MCPTT mc_queueing;mc_priority=5;mc_granted
```

5 Entities

5.1 General

This clause associates the functional entities with the MCPTT roles described in the stage 2 architecture document (see 3GPP TS 23.379 [5]).

5.2 MCPTT client

5.2.1 Introduction

To be compliant with the procedures in the present document, an MCPTT client shall:

1. support the role of an MCPTT client as specified 3GPP TS 23.379 [5];
2. support the on-network MCPTT client role as specified in 3GPP TS 24.379 [2];
3. support the off-network MCPTT client role as specified in 3GPP TS 24.379 [2]; and
4. support media plane security as specified in clause 13.

To be compliant with the on-network procedures in the present document, an MCPTT client shall:

1. provide the role of a floor participant in on-network mode as specified in subclause 5.2.2;
2. provide the media mixer function as described in subclause 4.2.2 and support the related procedures in subclause 6.2;
3. when operating in systems that support MBMS functionality, provide the MBMS interface as described in subclause 4.2.2 and support the related MBMS subchannel control procedure as specified in subclause 10.3;
4. provide PTT button events towards the on-network floor participant as specified in subclause 6.2;
5. provide means (sound, display, etc.) for indications towards the MCPTT user as specified in subclause 6.2;
6. support negotiating media plane control channel media level attributes as specified in subclause 4.3; and
7. support call setup control over pre-established session as specified in subclause 9.2.

To be compliant with the off-network procedures in the present document, an MCPTT client shall:

1. provide the role of a floor participant in off-network mode as specified in subclause 5.2.3;
2. support the role of an off-network floor participant as specified in 3GPP TS 23.379 [5] and in the present specification;
3. provide the media mixer function as described in subclause 4.2.2 and support the related procedures as specified in clause 7;
4. provide PTT button events towards the off-network floor participant as specified in clause 7; and
5. provide means (sound, display, etc.) for indications towards the MCPTT user as specified in clause 7.

5.2.2 Floor participant in on-network mode

To be compliant with the on-network procedures in the present document, a floor participant in on-network mode shall:

1. support the on-network floor control procedures as defined in 3GPP TS 23.379 [5];
2. support acting as an on-network floor participant as specified in subclause 6.2; and
3. support the on-network mode floor control protocol elements as specified in the clause 8.

A floor participant in on-network mode may:

1. support queueing of floor requests as specified in subclause 6.2 and subclause 4.1.1.2.

5.2.3 Floor participant in off-network mode

To be compliant with the off-network procedures in the present document, a floor participant in off-network mode shall:

1. support off-network floor control procedures as specified in 3GPP TS 23.379 [5];
2. support acting as an off-network floor participant as specified in clause 7;
3. support acting as an off-network floor control server as specified in clause 7; and
4. support the off-network mode floor control protocol elements in clause 8.

A floor participant in off-network mode may:

1. support queueing of floor requests as specified in clause 7 and subclause 4.1.1.3.

5.3 Controlling MCPTT function

An MCPTT server providing the controlling MCPTT function shall:

1. support the role of a controlling MCPTT function as specified in 3GPP TS 23.379 [5];
2. support negotiating media plane control channel media level attributes as specified in subclause 4.3;
3. provide floor control arbitration logic with an interface to MCPTT clients as described in subclause 4.2.1 and support the related procedures as specified in subclause 6.3;
4. provided a network media interface as described in subclause 4.2.1 and support associated procedures as specified in subclause 6.3;
5. provide a media distributor with a floor control interface towards the MCPTT clients as described in subclause 4.2.1 and support associated procedures in subclause 6.3;
6. support the on-network mode floor control protocol elements as specified in clause 8: and
7. support media plane security as specified in clause 13.

An MCPTT server providing the controlling MCPTT function may:

1. provide a floor request queue as described in subclause 4.2.1 and support the related procedures as specified in subclause 6.3 and subclause 4.3.

5.4 Participating MCPTT function

An MCPTT server providing the participating MCPTT function shall:

1. support the role of a participating MCPTT function as specified in 3GPP TS 23.379 [5];
2. distribute floor control messages as described in subclause 6.3 and support associated procedures as specified in subclause 6.4;
3. support call setup control over a pre-established session as specified in subclause 9.3;
4. when operating in systems that support and employ MBMS functionality, act as a GCS AS as specified in 3GPP TS 29.468 [6] and execute the related MBMS subchannel control procedures as specified in subclause 10.2; and
5. support media plane security as specified in clause 13.

5.5 Non-controlling MCPTT function

An MCPTT server providing the non-controlling MCPTT function of an MCPTT group shall:

1. support floor control involving groups from multiple MCPTT systems as specified in 3GPP TS 24.379 [2];
2. provide a floor control interface towards the controlling MCPTT function as described in subclause 4.2.4 and support the related procedures as specified in subclause 6.5;
3. provide a media interface towards the controlling MCPTT function as described in subclause 4.2.4 and support the related procedure as specified in subclause 6.5;
4. provide a media distributor as described in subclause 4.2.4 and the related procedures as specified in subclause 6.5; and
5. support media plane security as specified in clause 13.

6 On-network floor control

6.1 General

This clause provides:

1. the floor participant procedures in subclause 6.2;
2. the floor control server procedures in subclause 6.3;
3. the participating MCPTT function floor control procedures in subclause 6.4; and
4. the non-controlling MCPTT function of an MCPTT group in subclause 6.5.

If media plane security is required, the MCPTT client, the controlling MCPTT function, the participating MCPTT function and the non-controlling MCPTT function shall perform the additional procedures in clause 13.

6.2 Floor participant procedures

6.2.1 Floor participant procedures at MCPTT session initialization

Based on the negotiations during the call establishment specified in 3GPP TS 24.379 [2], a new instance of the 'Floor participant state transition diagram for basic operation', as specified in subclause 6.2.4, shall be created for this call.

The SIP INVITE request sent by the application and signalling plane:

1. shall be regarded an implicit floor request when an implicit floor request is negotiated; and
2. shall not be regarded as an implicit floor request in case of a rejoin to an already on-going group call.

NOTE: The floor participant can negotiate the use of prioritization of the Floor Request message. In that case, the floor participant can request permission to send media at a priority level that is either the same as or lower than the highest priority that was permitted to the participant in the MCPTT call initialization. If a floor participant is authorized for pre-emptive priority in the MCPTT call it is good practise to always request permission to send RTP media packets at a priority level that is lower than pre-emptive priority unless the user explicitly requests to pre-empt the current RTP media packets' sender. In any case pre-emptive priority will have no effect for audio cut-in floor control.

6.2.2 Floor participant procedures at MCPTT call release

The MCPTT call release (whether it is initiated by the floor participant or floor control server) is a two-step procedure.

- Step 1 The floor participant stops sending floor control messages and the MCPTT client stops sending RTP media packets.
- Step 2 When the application and signalling plane has determined that the MCPTT call is released, the corresponding instance of the 'Floor participant state transition diagram for basic operation' as specified in subclause 6.2.4 is terminated and the floor participant releases all the used resources.

The user plane can initiate the release step 1, but the application and signalling plane always initiates the release step 2.

6.2.3 Floor participant procedures at MCPTT call modification

Adding or removing media streams during an MCPTT call does not influence the floor control procedures.

6.2.4 Floor participant state transition diagram for basic operation

6.2.4.1 General

The floor participant shall behave according to the state diagram and the state transitions specified in this subclause.

Figure 6.2.4.1-1 shows the state diagram for 'Floor participant state transition diagram for basic operation'.

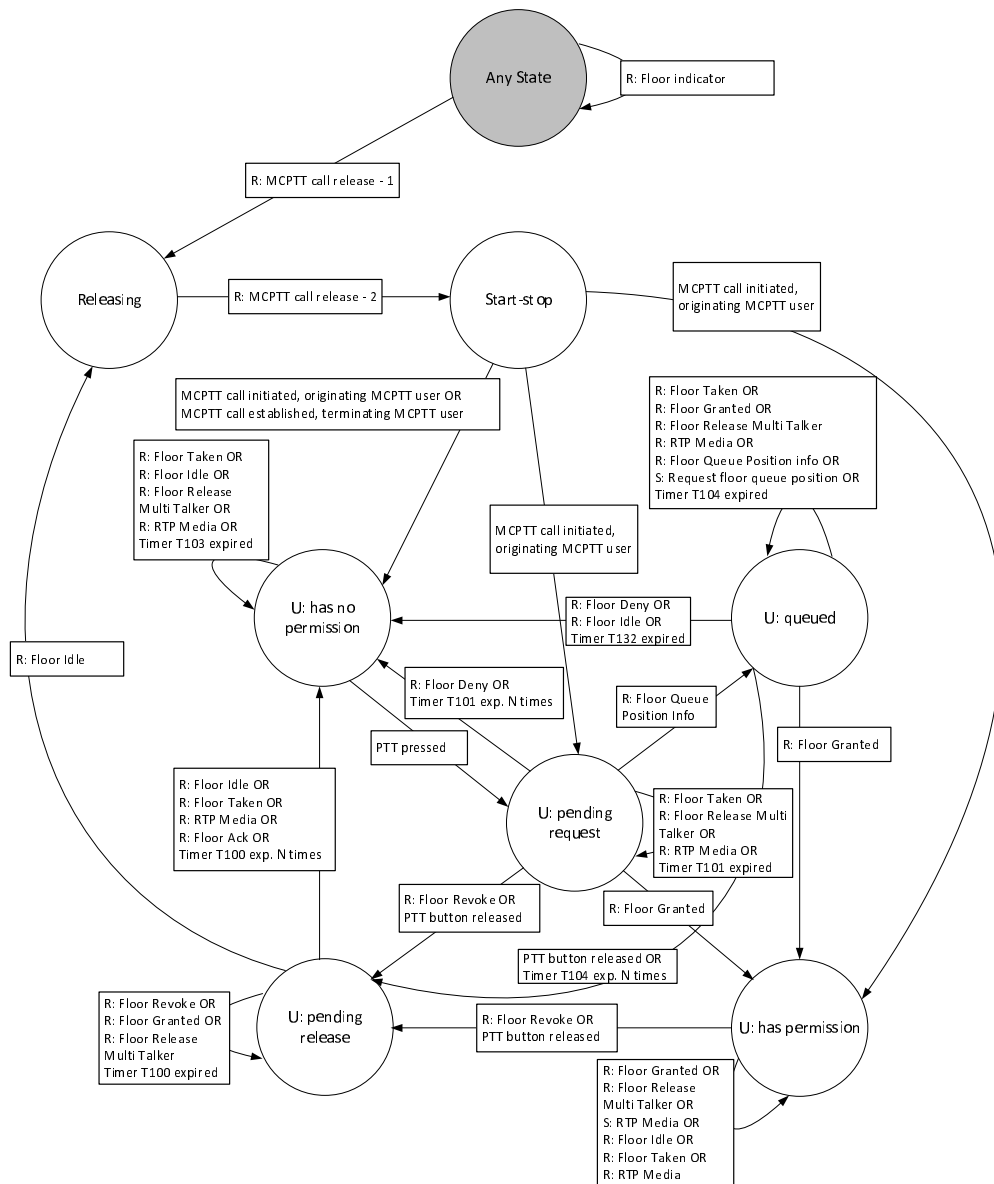


Figure 6.2.4.1-1: Floor participant state transition diagram for basic operation.

State details are explained in the following subclauses.

If an RTP media packet or a floor control message arrives in a state where there is no specific procedure specified for the RTP media packets or the received floor control message, the floor participant shall discard the floor control message or the RTP media packet and shall remain in the current state.

NOTE 1: A badly formatted RTP packet or floor control message received in any state is ignored by the floor participant and does not cause any change of the current state.

NOTE 2: The state transition diagram is the same for groups configured for audio cut-in floor control but the U: queued state should never be visited.

6.2.4.2 State: 'Start-stop'

6.2.4.2.1 General

When a new instance of the 'Floor participant state transition diagram for basic operation' is initiated, before any floor control related input is applied, the state machine is in 'Start-stop' state. Similarly, when the call is released the state machine shall return to the Start-Stop state.

6.2.4.2.2 MCPTT call initiated, originating MCPTT user

When a call is initiated as described in 3GPP TS 24.379 [2], the floor participant:

1. shall create an instance of the 'Floor participant state transition diagram for basic operation';
2. if the originating floor participant receives a floor control message before it receives the SIP 200 (OK) response, shall store the floor control message;

NOTE: The originating floor participant might receive a floor control message before the SIP 200 (OK) response when initiating, joining or rejoining a call because of processing delays of the SIP 200 (OK) response in the SIP core.

3. if the established MCPTT call is a chat group call and the SIP INVITE request is not an implicit floor request, shall enter the 'U: has no permission' state; and
4. if for the established MCPTT call the SIP INVITE request is an implicit floor request:
 - a. shall start timer T101 (Floor Request) and initialise counter C101 (Floor Request) to 1;
 - b. shall enter the 'U: pending Request' state; and
 - c. if the floor participant has received and stored a floor control message before the reception of the SIP 200 (OK) response, shall act as if the floor control message was received in the 'U: pending Request' state after entering the 'U: pending Request' state.

When the floor participant is rejoining an ongoing MCPTT call as described in 3GPP TS 24.379 [2] the floor participant shall enter the 'U: has no permission' state.

6.2.4.2.3 MCPTT call established, terminating MCPTT user

When an MCPTT call is established, the terminating floor participant:

1. shall create an instance of a 'Floor participant state transition diagram for basic operation'; and
2. shall enter the 'U: has no permission' state.

NOTE: From a floor participant perspective the MCPTT call is established when the application and signalling plane sends the SIP 200 (OK) response.

6.2.4.3 State: 'U: has no permission'

6.2.4.3.1 General

The floor participant is in this state when the floor participant is not sending RTP media packets or is not waiting for a floor control message response.

In this state RTP media packets and floor control messages can be received.

6.2.4.3.2 Receive Floor Idle message (R: Floor Idle)

Upon receiving a Floor Idle message, the participant:

1. if the first bit in the subtype of the Floor Idle message is set to '1' (Acknowledgment is required) as described in subclause 8.2.2, shall send a Floor Ack message. The Floor Ack message:

- a. shall include the Message Type field set to '5' (Floor Idle); and
- b. shall include the Source field set to '0' (the floor participant is the source);
2. may provide floor idle notification to the user, if it has not already done so;
3. shall stop the optional timer T103 (End of RTP media), if it is running; and
4. shall remain in the 'U: has no permission' state.

6.2.4.3.3 Receive Floor Taken message (R: Floor Taken)

Upon receiving the Floor Taken message, the floor participant:

1. if the first bit in the subtype of the Floor Taken message is set to '1' (Acknowledgment is required) as described in subclause 8.2.2, shall send a Floor Ack message. The Floor Ack message:
 - a. shall include the Message Type field set to '2' (Floor Taken); and
 - b. shall include the Source field set to '0' (the floor participant is the source);
2. may provide a floor taken notification to the user;
3. if the Floor Indicator field is included and the B-bit is set to '1' (Broadcast group call), shall provide a notification to the user indicating the type of call;
4. if the Floor Indicator field is included and the I-bit is set to '1' (multi-talker), shall provide a notification to the user indicating the type of call and may provide a list of current talkers;
5. should start the optional timer T103 (End of RTP media) for the participant for which Floor Taken message was received; and
6. shall remain in the 'U: has no permission' state.

6.2.4.3.4 Receive RTP media packets (R: RTP media)

Upon receiving RTP media packets, the floor participant:

1. shall request the MCPTT client to start rendering the received RTP media packets;
2. should restart/start the optional timer T103 (End of RTP media); and
3. shall remain in the 'U: has no permission' state.

NOTE: RTP media packets can be received from multiple sources when dual floor control is applied by the floor control server (see subclause 6.3.6) or when multi-talker control is applied by the floor control server. The MCPTT client can differentiate between the different sources using the SSRC in the received RTP media packets. How the media mixer in the MCPTT client mixes the different RTP media stream sources is out of scope of the present document.

6.2.4.3.5 Send Floor Request message (PTT button pressed)

Upon receiving an indication from the user to request permission to send media, the floor participant:

1. shall send the Floor Request message toward the floor control server; The Floor Request message:
 - a. if a different priority than the normal priority is required, shall include the Floor Priority field with the priority not higher than negotiated with the floor control server as specified in subclause 14.3.3;
 - b. if the floor request is a broadcast group call, system call, emergency call or an imminent peril call, shall include a Floor Indicator field indicating the relevant call types; and
 - c. shall include the Location field:
 - i. if the current location of the talker is not available or is not to be reported according to the MCPTT user profile, then the location type is set to '0' (Not provided); or

- ii. if the current location of the talker is available and may be reported according to the MCPTT user profile, then the location type and location value are set as specified in table 8.2.3.21-3;
2. shall start timer T101 (Floor Request) and initialise counter C101 (Floor Request) to 1; and
3. shall enter the 'U: pending Request' state.

6.2.4.3.6 Timer T103 (End of RTP media) expired

On expiry of timer T103 (End of RTP media), the floor participant:

1. may provide a floor idle notification to the user; and
2. shall remain in the 'U: has no permission' state.

6.2.4.3.7 Receive Floor Release Multi Talker message (R: Floor Release Multi Talker)

Upon receiving the Floor Release Multi Talker message, the floor participant:

1. shall provide a notification to the user indicating that a participant has released the floor in a multi-talker group; and
2. shall remain in the 'U: has no permission' state.

6.2.4.4 State: 'U: pending Request'

6.2.4.4.1 General

The floor participant is in this state when the floor participant is waiting for response to a Floor Request message.

In this state the floor participant can receive RTP media packets and floor control messages.

Timer T101 (Floor Request) is running in this state.

Timer T103 (End of RTP media) can be running in this state but there is no action in this state if the timer expires. The timer is started as a preparation for the state change that occurs once a response to the Floor Request message is received.

6.2.4.4.2 Receive Floor Granted message (R: Floor Granted)

Upon receiving a Floor Granted message from the floor control server or a floor granted indication in a SIP 200 (OK) response in the application and signalling layer, the floor participant:

1. if the first bit in the subtype of the Floor Granted message is set to '1' (Acknowledgment is required) as described in subclause 8.2.2, shall send a Floor Ack message. The Floor Ack message:
 - a. shall include the Message Type field set to '1' (Floor Granted);
 - b. shall include the Source field set to '0' (the floor participant is the source); and
 - c. if the call is a remotely initiated ambient listening call and if the user's MCPTT profile allows sending the user's location, shall include the location field. If sending the user's location is not allowed, the location field may be included with the location type field set to '0' (Not provided);
2. if the call is not an ambient listening call, shall provide floor granted notification to the user, if not already done;

NOTE: Providing the floor granted notification to the user prior to receiving the Floor Granted message is an implementation option.

3. if the Floor Indicator field is included and the B-bit is set to '1' (Broadcast group call), shall provide a notification to the user indicating the type of call;
4. if the G-bit in the Floor Indicator is set to '1' (Dual floor) shall store an indication that the participant is overriding without revoke;

5. shall stop the optional timer T103 (End of RTP media), if running;
6. shall stop timer T101 (Floor Request); and
7. shall enter the 'U: has permission' state.

6.2.4.4.3 Void

6.2.4.4.4 Receive Floor Deny message (R: Floor Deny)

Upon receiving a Floor Deny message, the floor participant:

1. if the first bit in the subtype of the Floor Deny message is set to '1' (Acknowledgment is required) as described in subclause 8.2.2, shall send a Floor Ack message. The Floor Ack message:
 - a. shall include the Message Type field set to '3' (Floor Deny); and
 - b. shall include the Source field set to '0' (the floor participant is the source);
2. shall provide floor deny notification to the user;
3. may display the floor deny reason to the user using information in the Reject Cause field;
4. shall stop timer T101 (Floor Request); and
5. shall enter the 'U: has no permission' state.

6.2.4.4.5 Timer T101 (Floor request) expired

On expiry of timer T101 (Floor Request) less than the upper limit of counter C101 (Floor Request) times the timer is allowed to expire, the floor participant:

1. shall send a Floor Request message towards the floor control server. The Floor Request message:
 - a. if a different priority than the normal priority is required, shall include the Floor Priority field with the priority not higher than negotiated with the floor control server as specified in subclause 14.3.3;
 - b. if the floor request is a broadcast group call, system call, emergency call or an imminent peril call, shall include a Floor Indicator field indicating the relevant call types; and
 - c. shall include the Location field:
 - i. if the current location of the talker is not available or is not to be reported according to the MCPTT user profile, then the location type is set to '0' (Not provided); or
 - ii. if the current location of the talker is available and may be reported according to the MCPTT user profile, then the location type and location value are set as specified in table 8.2.3.21-3;
2. shall restart timer T101 (Floor request) and increment counter C101 (Floor Request) by 1; and
3. shall remain in the 'U: pending Request' state.

6.2.4.4.6 Timer T101 (Floor Request) expired N times

When timer T101 (Floor Request) expires by the upper limit of counter C101 (Floor Request), the floor participant:

1. shall provide a floor request timeout notification to the user; and
2. shall enter the 'U: has no permission' state.

6.2.4.4.7 Receive RTP media packets (R: RTP Media)

Upon receiving RTP media packets, the floor participant:

1. shall request the MCPTT client to start rendering the received RTP media packets;

2. should start the optional timer T103 (End of RTP media) for the floor participant from which RTP packets were received; and
3. shall remain in the 'U: pending Request' state.

NOTE: RTP media packets can be received from multiple sources when dual floor control is applied by the floor control server (see subclause 6.3.6) or when multi-talker control is applied by the floor control server. The MCPTT client can differentiate between the different sources using the SSRC in the received RTP media packets. How the media mixer in the MCPTT client mixes the different RTP media stream sources is out of scope of the present document.

6.2.4.4.8 Send Floor Release message (PTT button released)

Upon receiving an indication from the user to release permission to send media, the floor participant:

1. shall send a Floor Release message towards the floor control server;
 - a. if the session is a broadcast call and if the session was established as a normal call, shall include the Floor Indicator with the A-bit set to '1' (Normal call);
2. may include the first bit in the subtype of the Floor Release message set to '1' (Acknowledgment is required) as described in subclause 8.2.2;

NOTE: It is an implementation option to handle the receipt of the Floor Ack message and what action to take if the Floor Ack message is not received.

3. shall start timer T100 (Floor Release) and initialise counter C100 (Floor Release) to 1;
4. shall stop timer T101 (Floor Request); and
5. shall enter the 'U: pending Release' state.

6.2.4.4.9 Receive Floor Queue Position Info message (R: Floor Queue Position Info)

Upon receiving a Floor Queue Position Info message, the floor participant:

1. if the first bit in the subtype of the Floor Queue Position Info message is set to '1' (Acknowledgment is required) as described in subclause 8.2.2, shall send a Floor Ack message. The Floor Ack message:
 - a. shall include the Message Type field set to '9' (Floor Queue Position Info); and
 - b. shall include the Source field set to '0' (the floor participant is the source);
2. shall provide floor request queued response notification to the MCPTT user;
3. may provide the queue position and priority to the MCPTT user; and
4. shall enter the 'U: queued' state.

NOTE: For groups configured for audio cut-in floor control the floor participant will never receive Floor Queue Position Info.

6.2.4.4.10 Receive Floor Release Multi Talker message (R: Floor Release Multi talker)

Upon receiving the Floor Release Multi Talker message, the floor participant:

1. shall provide a notification to the user indicating that a participant has released the floor in a multi-talker group; and
2. shall remain in the 'U: pending Request' state.

6.2.4.4.11 Receive Floor Taken message (R: Floor Taken)

Upon receiving a Floor Taken message, the floor participant:

1. if the first bit in the subtype of the Floor Taken message is set to '1' (Acknowledgment is required) as described in subclause 8.2.2, shall send a Floor Ack message. The Floor Ack message:
 - a. shall include the Message Type field set to '2' (Floor Taken); and
 - b. shall include the Source field set to '0' (the floor participant is the source);
2. may provide floor taken notification to the user;
3. if the Floor Indicator field is included and the B-bit is set to '1' (Broadcast group call), shall provide a notification to the user indicating the type of call;
4. if the Floor Indicator field is included and the I-bit is set to '1' (multi-talker), shall provide a notification to the user indicating the type of call and may provide a list of current talkers;
5. should start the optional timer T103 (End of RTP media) for each new talker as received in Floor Taken message;
6. if the identity of the floor participant is not included in the List of Granted Users, shall stop timer T100 (Floor Release); and
7. if:
 - a. the floor participant has requested the floor with pre-emptive floor priority; and
 - b. the Floor Taken message is received as a result of the floor being taken by another floor participant;then remain in the 'U: pending request state';
otherwise, enter the 'U: has no permission' state.

NOTE: When the floor participant has requested the floor with/without pre-emptive floor priority, there is a possibility that this floor participant can also receive a Floor Grant creating a dual floor or Multi-talker scenario (multi-talker configuration limit reached or within the limit).

6.2.4.5 State: 'U: has permission'

6.2.4.5.1 General

The floor participant is in this state when the MCPTT client is permitted to send RTP media. In this state the floor participant can receive floor control messages.

In this state, the floor participant can release permission to send RTP media at any time, even before sending any media.

The MCPTT client could have already buffered media when it enters this state.

NOTE: If the floor participant was queued, the floor participant requests a confirmation from the MCPTT user before start sending media. If confirmed, the media sending starts otherwise the permission to send media is released.

6.2.4.5.2 Send RTP media packets (RTP media)

Upon receiving indication from the MCPTT client that encoded voice is received from the user or if encoded voice is already buffered the floor participant:

1. shall request the MCPTT client to start forward encoded voice to the MCPTT server; and
2. shall remain in the 'U: has permission' state.

6.2.4.5.3 Send Floor Release message (PTT button released)

Upon receiving an indication from the user to release the permission to send RTP media, the floor participant:

1. shall send a Floor Release message towards the floor control server. The Floor Release message:

- a. may include the first bit in the subtype of the Floor Release message set to '1' (acknowledgement is required) as specified in subclause 8.2.2;

NOTE: It is an implementation option to handle the receipt of the Floor Ack message and what action to take if the Floor Ack message is not received.

- b. if the session is a broadcast call and if the session was established as a normal call, shall include the Floor Indicator with the A-bit set to '1' (Normal call); and
 - c. if the Floor Granted message included the G-bit set to '1' (Dual floor), shall include the Floor Indicator with the G-bit set to '1' (Dual floor);
2. shall remove the indication that the participant is overriding without revoke if this indication is stored;
 3. shall remove the indication that the participant is overridden without revoke if this indication is stored;
 4. shall start timer T100 (Floor Release) and initialize counter C100 (Floor Release) to 1; and
 5. shall enter the 'U: pending Release' state.

6.2.4.5.4 Receive Floor Revoke message (R: Floor Revoke)

Upon receiving a Floor Revoke message, the floor participant:

1. shall inform the user that the permission to send RTP media is being revoked;
2. may give information to the user about the reason for revoking the permission to send media;
3. shall request the media mixer in the MCPTT client discard any remaining buffered RTP media packets and to stop forwarding encoded voice to the MCPTT server;
4. if the G-bit in the Floor Indicator is set to '1' (Dual floor):
 - a. shall send a Floor Release message. In the Floor Release message:
 - i. shall include the Floor Indicator with the G-bit set to '1' (Dual floor); and
 - ii. may set the first bit in the subtype to '1' (Acknowledgment is required) as described in subclause 8.2.2;
5. if the G-bit in the Floor Indicator is set to '0' (not Dual floor):
 - a. shall send a Floor Release message. In the Floor Release message:
 - i. shall include the Floor Indicator with the G-bit set to '0' (not Dual floor); and
 - ii. may set the first bit in the subtype to '1' (Acknowledgment is required) as described in subclause 8.2.2;

NOTE: It is an implementation option to handle the receipt of the Floor Ack message and what action to take if the Floor Ack message is not received.

6. shall start timer T100 (Floor Release) and initialize counter C100 (Floor Release) to 1; and
7. shall enter the 'U: pending Release' state.

6.2.4.5.5 Receive Floor Granted message (R: Floor Granted)

Upon receiving a Floor Granted message from the floor control server, the floor participant:

1. if the first bit in the subtype of the Floor Granted message is set to '1' (Acknowledgment is required) as described in subclause 8.2.2, shall send a Floor Ack message. The Floor Ack message:
 - a. shall include the Message Type field set to '1' (Floor Granted); and
 - b. shall include the Source field set to '0' (the floor participant is the source); and
2. shall remain in the 'U: has permission' state.

6.2.4.5.6 Receive RTP media packets (R: RTP Media)

Upon receiving RTP media packets the floor participant:

1. shall request the MCPTT client, based on configuration, either to continue rendering or stop the rendering and start storing the received RTP media packets if an indication is stored that the participant is overriding without revoke;

NOTE: The configuration whether to continue rendering or to start storing the incoming RTP media is out of the scope of the present document.

2. shall request the MCPTT client to render the received RTP media packets if an indication is stored that the participant is overridden without revoke; and
3. shall remain in the 'U: has permission' state.

NOTE: RTP media packets can be received from multiple sources when dual floor control is applied by the floor control server (see subclause 6.3.6) or when multi-talker control is applied by the floor control server. The MCPTT client can differentiate between the different sources using the SSRC in the received RTP media packets. How the media mixer in the MCPTT client mixes the different RTP media stream sources is out of scope of the present document.

6.2.4.5.7 Receive Floor Idle message (R: Floor Idle)

Upon receiving a Floor Idle message from the floor control server, the floor participant:

1. if an indication that the participant is overriding without revoke is stored:
 - a. if the first bit in the subtype of the Floor Idle message is set to '1' (Acknowledgment is required) as described in subclause 8.2.2, shall send a Floor Ack message. The Floor Ack message:
 - i. shall include the Message Type field set to '1' (Floor Idle); and
 - ii. shall include the Source field set to '0' (the floor participant is the source);
 - b. shall remove the indication that the participant is overriding without revoke; and
 - c. shall remain in the 'U: has permission' state; and
2. if the G-bit in the Floor Indicator is set to '1' (Dual Floor) and an indication that the participant is overridden without revoke is stored:
 - a. if the first bit in the subtype of the Floor Idle message is set to '1' (Acknowledgment is required) as described in subclause 8.2.2, shall send a Floor Ack message. The Floor Ack message:
 - i. shall include the Message Type field set to '1' (Floor Idle); and
 - ii. shall include the Source field set to '0' (the floor participant is the source);
 - b. shall remove the indication that the participant is overridden without revoke; and
 - c. shall remain in the 'U: has permission' state.

6.2.4.5.8 Receive Floor Taken message (R: Floor Taken)

Upon receiving a Floor Taken message:

1. if the G-bit in the Floor Indicator set to '1' (Dual Floor) the floor participant:
 - a. shall inform the user that the call is overridden without revoke;
 - b. shall store an indication that the participant is overridden without revoke; and
 - c. shall remain in the 'U: has permission' state; and
2. if the I-bit in the Floor Indicator set to '1' (Multi-talker) the floor participant:

- a. may provide a floor taken notification to the user;
- b. should start the optional timer T103 (End of RTP media) for the participant for which Floor Taken message was received;
- c. shall provide a notification to the user indicating the type of call and may provide a list of current talkers; and
- d. shall remain in the 'U: has permission' state.

6.2.4.5.9 Receive Floor Release Multi Talker message (R: Floor Release Multi talker)

Upon receiving the Floor Release Multi Talker message, the floor participant:

1. shall provide a notification to the user indicating that the participant has released the floor in a multi-talker group; and
2. shall remain in the 'U: has permission' state.

6.2.4.6 State: 'U: pending Release'

6.2.4.6.1 General

The floor participant is in this state when the floor participant is waiting for response to a Floor Release message.

In this state the floor participant can receive floor control messages and RTP media packets.

Timer T100 (Floor Release) is running can be running in this state.

6.2.4.6.2 Timer T100 (Floor Release) expired

On expiry of timer T100 (Floor Release) less than the configurable number of the upper limit of counter C100 (Floor Release) times, the floor participant:

1. shall send a Floor Release message towards the floor control server;
2. may set the first bit in the subtype of the Floor Release message to '1' (Acknowledgment is required) as described in subclause 8.2.2;

NOTE: It is an implementation option to handle the receipt of the Floor Ack message and what action to take if the Floor Ack message is not received.

3. shall restart timer T100 (Floor Release) and increment counter C100 (Floor Release) by 1; and
4. shall remain in state 'U: pending Release'.

6.2.4.6.3 Timer T100 (Floor release) expired N times

When timer T100 (Floor Release) expires by the upper limit of counter C100 (Floor Release) times, the floor participant:

1. shall enter the 'U: has no permission' state.

6.2.4.6.4 Receive Floor Idle message (R: Floor Idle)

Upon receiving a Floor Idle message, the floor participant:

1. if the first bit in the subtype of the Floor Idle message to '1' (Acknowledgment is required) as described in subclause 8.2.2, shall send a Floor Ack message. The Floor Ack message:
 - a. shall include the Message Type field set to '5' (Floor Idle); and
 - b. shall include the Source field set to '0' (the floor participant is the source);
2. may provide a floor idle notification to the MCPTT user;

3. if the Floor Indicator field is included and the B-bit set to '1' (Broadcast group call), shall provide a notification to the user indicating the type of call;
4. shall stop timer T100 (Floor Release);
5. if the session is not a broadcast group call or if the A-bit in the Floor Indicator field is set to '1' (Normal call), shall enter the 'U: has no permission' state; and
6. if the session was initiated as a broadcast group call:
 - a. shall indicate to the MCPTT client the media transmission is completed; and
 - b. shall enter the 'Releasing' state.

6.2.4.6.5 Receive Floor Taken message (R: Floor Taken)

Upon receiving a Floor Taken message, the floor participant:

1. if the first bit in the subtype of the Floor Taken message is set to '1' (Acknowledgment is required) as described in subclause 8.2.2, shall send a Floor Ack message. The Floor Ack message:
 - a. shall include the Message Type field set to '2' (Floor Taken); and
 - b. shall include the Source field set to '0' (the floor participant is the source);
2. may provide floor taken notification to the user;
3. if the Floor Indicator field is included and the B-bit is set to '1' (Broadcast group call), shall provide a notification to the user indicating the type of call;
4. if the Floor Indicator field is included and the I-bit is set to '1' (multi-talker), shall provide a notification to the user indicating the type of call and may provide a list of current talkers;
5. should start the optional timer T103 (End of RTP media) for each new talker as received in Floor Taken message;
6. if the identity of the floor participant is not included in the List of Granted Users, shall stop timer T100 (Floor Release); and
7. shall enter the 'U: has no permission' state.

6.2.4.6.6 Receive RTP media packets (R: RTP Media)

Upon receiving an indication from the MCPTT client that RTP media packets are received, the floor participant:

1. shall request the MCPTT client to start rendering the RTP media packets;
2. should start the optional timer T103 (End of RTP media) for the participant from which the RTP packets were received;
3. shall stop timer T100 (Floor Release); and
4. shall enter the 'U: has no permission' state.

NOTE: RTP media packets can be received from multiple sources when dual floor control is applied by the floor control server (see subclause 6.3.6) or when multi-talker control is applied by the floor control server. The MCPTT client can differentiate between the different sources using the SSRC in the received RTP media packets. How the media mixer in the MCPTT client mixes the different RTP media stream sources is out of scope of the present document.

6.2.4.6.7 Receive Floor Revoke message (R: Floor Revoke)

Upon receiving a Floor Revoke message, the floor participant:

1. may give information to the user that permission to send RTP media is being revoked;

2. may inform the user of the reason contained in the Floor Revoke message; and
3. shall remain in the 'U: pending Release' state.

6.2.4.6.8 Receive Floor Granted message (R: Floor Granted)

Upon receiving a Floor Granted message, the floor participant:

1. if the first bit in the subtype of the Floor Granted message is set to '1' (Acknowledgment is required) as described in subclause 8.2.2, shall send a Floor Ack message. The Floor Ack message:
 - a. shall include the Message Type field set to '1' (Floor Granted); and
 - b. shall include the Source field set to '0' (the floor participant is the source); and
2. shall remain in the 'U: pending Release' state.

6.2.4.6.9 Receive Floor Release Multi Talker message (R: Floor Release Multi talker)

Upon receiving the Floor Release Multi Talker message, the floor participant:

1. shall provide a notification to the user indicating that the participant has released the floor in a multi-talker group; and
2. if the message is due to the participant having released the floor shall enter 'U: has no permission', otherwise shall remain in the 'U: pending Release' state.

6.2.4.7 In any state

6.2.4.7.1 General

This subclause describes the actions to be taken in all states defined for the basic state diagram with the exception of the 'Start-stop' state and the 'Releasing' state.

6.2.4.7.2 Receive MCPTT call release – step 1 (R: MCPTT call release - 1)

Upon receiving an MCPTT call release step 1 request from the application and signalling plane when the MCPTT call is going to be released or when the floor participant is leaving the MCPTT call, the floor participant:

1. shall stop sending floor control messages;
2. shall request the MCPTT client to stop sending RTP media packets; and
3. shall enter the 'Releasing' state.

6.2.4.7.3 Receive a Floor Control message with a Floor Indicator field (R: Floor Indicator)

Upon receiving any Floor Control message containing the Floor Indicator field, the floor participant:

1. may provide notifications based on the Floor Indicator field to the user.

NOTE: Any change of state due to receipt of the Floor Indicator field is described in other parts of this specification.

6.2.4.8 State: 'Releasing'

6.2.4.8.1 General

The floor participant is in this state while waiting for the application and signalling plane to finalize the disconnection of an MCPTT call.

6.2.4.8.2 Receive MCPTT call release – step 2 (R: MCPTT call release - 2)

Upon receiving an MCPTT call release step 2 request from the application and signalling, the floor participant:

1. shall release all resources including any running timers associated with the MCPTT call; and
2. shall enter the 'Start-stop' state and terminate the current instance of the 'Floor control state machine – basic'.

6.2.4.9 State: 'U: queued'

6.2.4.9.1 General

The floor participant uses this state when a Floor Request message has been queued by the floor control server, and is awaiting the Floor Granted message.

In this state, the MCPTT client can receive RTP Media packets and the floor participant can send and receive floor control messages.

The timer T104 (Floor Queue Position Request) can be running in this state.

6.2.4.9.2 Receive RTP media packets (R: RTP media)

Upon receiving an indication from the media mixer in the MCPTT client that the media mixer is receiving RTP media packets, the floor participant:

1. shall request to the media mixer to start rendering received RTP media packets;
2. should restart timer T103 (End of RTP media) from which RTP packets were received; and
3. shall remain in the 'U: queued' state.

NOTE: RTP media packets can be received from multiple sources when dual floor control is applied by the floor control server (see subclause 6.3.6) or when multi-talker control is applied by the floor control server. The MCPTT client can differentiate between the different sources using the SSRC in the received RTP media packets. How the media mixer in the MCPTT client mixes the different RTP media stream sources is out of scope of the present document.

6.2.4.9.3 Receive Floor Taken message (R: Floor Taken)

Upon receiving a Floor Taken message, the floor participant:

1. may provide a floor taken notification to the MCPTT user;
2. if the first bit in the subtype of the Floor Taken message is set to '1' (Acknowledgment is required) as described in subclause 8.2.2, shall send a Floor Ack message. The Floor Ack message:
 - a. shall include the Message Type field set to '2' (Floor Taken); and
 - b. shall include the Source field set to '0' (the floor participant is the source);
3. if the Floor Indicator field is included and the I-bit is set to '1' (multi-talker), shall provide a notification to the user indicating the type of call and may provide a list of current talkers;
4. should start the optional timer T103 (End of RTP media); and
5. shall remain in the 'U: queued' state.

6.2.4.9.4 Receive Floor Granted message (R: Floor Granted)

Upon receiving a Floor Granted message, the floor participant:

1. if the first bit in the subtype of the Floor Granted message is set to '1' (Acknowledgment is required) as described in subclause 8.2.2, shall send a Floor Ack message. The Floor Ack message:

- a. shall include the Message Type field set to '1' (Floor Granted); and
- b. shall include the Source field set to '0' (the floor participant is the source);
2. shall provide a floor granted notification to the MCPTT user;
3. if the Floor Indicator field is included and the B-bit is set to '1' (Broadcast group call), shall provide a notification to the user indicating the type of call;
4. shall stop timer T104 (Floor Queue Position Request), if running;
5. shall start timer T132 (Queued granted user action);
6. shall stop the optional timer T103 (End of RTP media), if running, and if associated to a participant for which the previously received Floor Taken did not include a Floor Indicator field with the G-bit set to '1' (Dual floor);
7. shall indicate the user that the floor is granted; and
8. shall remain in the 'U: queued' state.

6.2.4.9.5 Receive Floor Deny message (R: Floor Deny)

Upon receiving a Floor Deny message, the floor participant:

1. if the first bit in the subtype of the Floor Deny message is set to '1' (Acknowledgment is required) as described in subclause 8.2.2, shall send a Floor Ack message. The Floor Ack message:
 - a. shall include the Message Type field set to '3' (Floor Deny); and
 - b. shall include the Source field set to '0' (the floor participant is the source);
2. shall provide floor deny notification to the MCPTT user;
3. may display the deny reason to the user using information in the Reject Cause field;
4. shall stop timer T104 (Floor Queue Position Request), if running; and
5. shall enter the 'U: has no permission' state.

6.2.4.9.6 Send Floor Release message (PTT button released)

Upon receiving an indication from the MCPTT user to release the queued floor request, the floor participant:

1. shall send a Floor Release message: The Floor Release message:
 - a. may include the Floor Indicator field changing a broadcast group call to a normal call;
2. may set the first bit in the subtype of the Floor Release message to '1' (Acknowledgment is required) as described in subclause 8.2.2;

NOTE: It is an implementation option to handle the receipt of the Floor Ack message and what action to take if the Floor Ack message is not received.

3. shall start timer T100 (Floor Release) and initialise counter C100 (Floor Release) to 1;
4. shall stop timer T104 (Floor Queue Position Request), if running;
5. shall stop timer T132 (queued request granted user action); and
6. shall enter the 'U: pending Release' state.

6.2.4.9.7 Receive Floor Queue Position Info message (R: Floor Queue Position Info)

Upon receiving a Floor Queue Position Info message, the floor participant:

1. if the first bit in the subtype of the Floor Queue Position Info message is set to '1' (Acknowledgment is required) as described in subclause 8.2.2, shall send a Floor Ack message. The Floor Ack message:
 - a. shall include the Message Type field set to '9' (Floor Queue Position Info); and
 - b. shall include the Source field set to '0' (the floor participant is the source);
2. if the message indicates that the request has been queued or if a request for the queue position was sent, the floor participant:
 - a. may provide the queue position and priority (if available) to the MCPTT user;
3. shall stop the timer T104 (Floor Queue Position Request), if running; and
4. shall remain in the 'U: queued' state.

6.2.4.9.8 Receive Floor Idle message (R: Floor Idle)

Upon receiving a Floor Idle message, the floor participant:

1. if the first bit in the subtype of the Floor Idle message is set to '1' (Acknowledgment is required) as described in subclause 8.2.2, shall send a Floor Ack message. The Floor Ack message:
 - a. shall include the Message Type field set to '5' (Floor Idle); and
 - b. shall include the Source field set to '0' (the floor participant is the source);
2. may provide a floor idle notification to the MCPTT user;
3. shall stop timer T104 (Floor Queue Position Request), if running; and
4. shall enter the 'U: has no permission' state.

6.2.4.9.9 Send Floor Queue Position Request message (S: Floor Queue Position Request)

Upon receipt of an indication from the MCPTT client to request the queue position, the floor participant:

1. shall send the Floor Queue Position Request message;
2. shall start timer T104 (Floor Queue Position Request) and initialize counter C104 (Floor Queue Position Request) to 1; and
3. remain in the 'U: queued' state.

6.2.4.9.10 Timer T104 (Floor Queue Position Request) expired

On expiry of timer T104 (Floor Queue Position Request) less than the upper limit of C104 (Floor Queue Position Request) times, the floor participant:

1. shall send a Floor Queue Position Request message towards the floor control server;
2. shall restart timer T104 (Floor Queue Position Request) and increment counter C104 (Floor Queue Position Request) by 1; and
3. shall remain in the 'U: queued' state.

6.2.4.9.11 Timer T104 (Floor Queue Position Request) expired N times

When timer T104 (Floor Queue Position Request) expires by the upper limit of counter C104 (Floor Queue Position Request) times, the floor participant:

1. shall provide a floor queued timeout to the MCPTT client;
2. may set the first bit in the subtype of the Floor Release message to '1' (Acknowledgment is required) as described in subclause 8.2.2;

3. shall send the Floor Release message; and

NOTE: It is an implementation option to handle the receipt of the Floor Ack message and what action to take if the Floor Ack message is not received.

4. shall enter the 'U: pending Release' state.

6.2.4.9.12 User indication for accept of pending request

Upon receiving an indication from the user that the user wants to send media and the timer T132 (Queued granted user action) is running, the floor participant:

1. shall stop timer T132 (queued request granted user action); and
2. shall enter 'U: has permission' state.

6.2.4.9.13 Timer T132 (Queued granted user action) expires

Upon expiry of timer T132 (Queued granted user action) the floor participant:

1. shall send Floor Release message;
2. may indicate the user that the floor is no more available;
3. may set the first bit in the subtype of the Floor Release message to '1' (Acknowledgment is required) as described in subclause 8.2.2; and

NOTE: It is an implementation option to handle the receipt of the Floor Ack message and what action to take if the Floor Ack message is not received.

4. shall enter 'U: has no permission' state.

6.2.4.9.14 Receive Floor Release Multi Talker message (R: Floor Release Multi talker)

Upon receiving the Floor Release Multi Talker message, the floor participant:

1. shall provide a notification to the user indicating that a participant has released the floor in a multi-talker group; and
2. shall remain in the 'U: queued' state.

6.3 Floor control server procedures

6.3.1 General

The floor control server arbitration logic in the floor control server shall support the procedures in subclauses 6.3.2 and 6.3.3 and shall behave according to the floor control server state transition diagram for 'general floor control operation' in subclause 6.3.4.

The floor control interface towards the MCPTT client in the floor control server shall behave according to the floor control server state transition diagram for 'basic floor control operation towards the floor participant' as specified in subclause 6.3.5.

6.3.2 Controlling MCPTT function procedures at MCPTT call initialization

6.3.2.1 General

The subclause 6.3.2.2 describes the initial procedures when a new SIP session is establishing a group session or a private session with floor control.

The subclause 6.3.2.3 describes the procedures when a non-controlling MCPTT function switches from the non-controlling mode to the controlling mode.

6.3.2.2 Initial procedures

When an MCPTT call is established a new instance of the floor control server state machine for 'general floor control operation' is created.

For each MCPTT client added to the MCPTT call, a new instance of the floor control server state machine for 'basic floor control operation towards the floor participant' is added.

If the optional "mc_queueing" feature is supported and has been negotiated as specified in clause 14, the floor control server could queue the implicit floor control request for the media-floor control entity.

The initial SIP INVITE request or SIP REFER request to establish an MCPTT chat group call or to rejoin an ongoing MCPTT call is not handled as an implicit floor control request message by the floor control server unless explicitly stated in the SIP INVITE request or in the SIP REFER request.

The permission to send media to the inviting MCPTT client due to implicit floor control request is applicable to both confirmed indication and unconfirmed indication.

When the first unconfirmed indication is received from the invited participating MCPTT function (see 3GPP TS 24.379 [2]) the floor control server optionally can give an early indication to send RTP media packets, to the inviting MCPTT client.

If an early indication to send RTP media packets is given to the inviting MCPTT client, the floor participant is granted the permission to send media and the MCPTT server buffers RTP media packets received from the MCPTT client at least until the first invited MCPTT client accepts the invitation or until the RTP media packet buffer maximum limit is exceeded.

If the MCPTT server does not support or does not allow media buffering then an early indication to send RTP media packets is not given to the inviting MCPTT client, the floor participant is granted the permission to send media when the first invited MCPTT client accepts the media.

Before the floor control server sends the first floor control message in the MCPTT call, the floor control server has to assign itself a SSRC identifier to be included in media floor control messages and quality feedback messages if the MCPTT server is supporting that option. A suitable algorithm to generate the SSRC identifier is described in IETF RFC 3550 [3].

The floor participant and the floor control server can negotiate the maximum priority level that the floor participant is permitted to request. The floor control server can pre-empt the current sender based on the negotiated maximum priority level that the floor participant is permitted to request and the priority level included in the Floor Request message.

NOTE: The maximum priority level that a floor participant can use is negotiated as specified in subclause 14.3.3 and is based on group configuration data retrieved by the controlling MCPTT function from the group management server as described in 3GPP TS 24.481 [12] and service configuration data retrieved by the controlling MCPTT function from the configuration management server as described in 3GPP TS 24.484 [13].

For groups configured for audio cut-in floor control, pre-empting of the current sender is not according to priority. Each new floor request results in the floor being revoked from the current talker and being granted to the new requesting talker.

The floor participant and the floor control server can negotiate queueing of floor requests using the "mc_queueing" fmp attribute as described in clause 14. If queueing is supported and negotiated, the floor control server queues the floor control request if a Floor Request message is received when another floor participant has the floor and the priority of the current speaker is the same or higher. Queueing is not permitted for groups configured for audio cut-in floor control.

6.3.2.3 Switching from a non-controlling MCPTT function mode to a controlling MCPTT function mode

When the MCPTT server switches from the non-controlling MCPTT function mode to controlling MCPTT function mode a new instance of the floor control server state machine for 'general floor control operation' is created.

For each MCPTT client in the MCPTT call a new instance of the floor control server state machine for 'basic floor control operation towards the floor participant' is added.

Any floor request in the passive floor request queue is moved to the active floor request queue.

NOTE: The passive floor request queue is a floor request queue used by the non-controlling MCPTT function as specified in subclause 6.5.4 to monitor floor request sent by floor participants controlled by the non-controlling MCPTT function.

6.3.3 MCPTT floor control procedures at MCPTT call release

When an MCPTT client leaves an MCPTT call and the MCPTT call remains ongoing with the other MCPTT clients, the floor control server follows a two-step procedure.

- Step 1 The MCPTT server stops sending floor control messages and RTP media packets to the MCPTT client leaving the MCPTT call and, the MCPTT server discards floor control messages and RTP media packets received from the MCPTT client leaving the MCPTT call.
- Step 2 When the application and signalling plane has determined that the MCPTT call with this floor participant has been released, the corresponding instance of the floor control server state machine for 'basic floor control operation towards the floor participant' is released.

When an MCPTT call is released, the floor control server follows a two-step procedure.

- Step 1 The MCPTT server stops sending floor control messages and RTP media packets to all floor participants in the MCPTT call.
- Step 2 When the application and signalling plane has determined that the MCPTT call has been released, the corresponding instance of the floor control server state machine for 'general floor control operation' are also terminated, along with any 'basic floor control operation towards the floor participant' state machines for the floor participants of this call.

The floor control server state machine for general floor control operation initiates the MCPTT call release depending on the release policy specified in 3GPP TS 24.379 [2].

6.3.4 Floor control server state transition diagram for general floor control operation

6.3.4.1 General

The floor control server arbitration logic in the floor control server shall behave according to the state diagram and state transitions specified in this subclause.

Figure 6.3.4.1-1 shows the general floor control operation states (G states) and the state transition diagram.

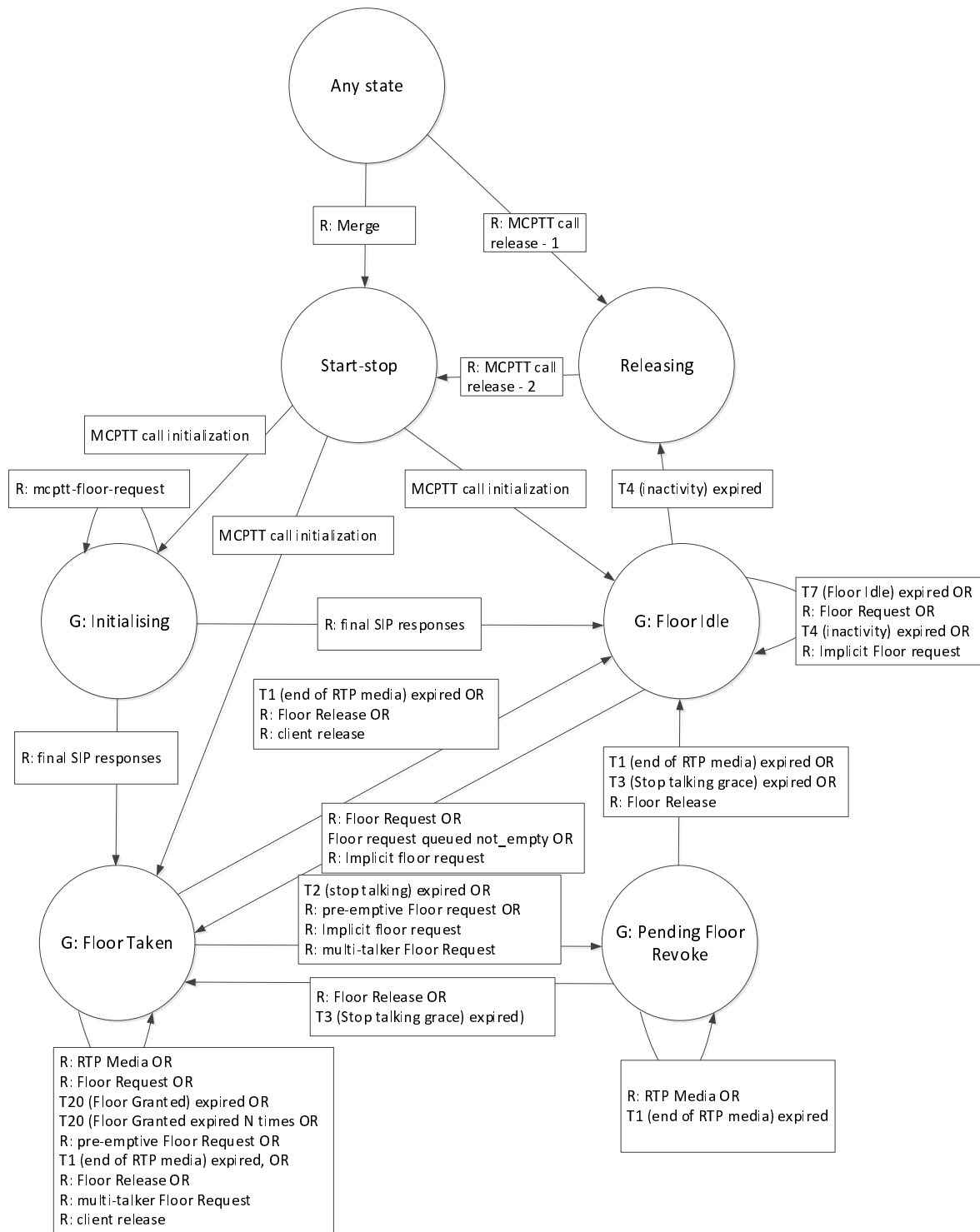


Figure 6.3.4.1-1: Floor control server state transition diagram for 'general floor control operation'

The floor control arbitration logic in the floor control server shall keep one instance of the 'general floor control operation' state machine per MCPTT call.

If floor control messages or RTP media packets arrives in a state where there is no procedure specified in the following subclauses the floor control arbitration logic in the floor control server:

1. shall discard the floor control message;

2. shall request the media distributor in the MCPTT server to discard any received RTP media packet; and
3. shall remain in the current state.

State details are explained in the following subclauses.

6.3.4.2 State: 'Start-stop'

6.3.4.2.1 General

When a new instance of the 'general floor control operation' state machine is initiated, before any floor control related input is applied, the state machine is in 'Start-stop' state. Similarly when the call is released the state machine shall return to the 'Start-stop' state or the related MCPTT call is released.

6.3.4.2.2 MCPTT call initialization

When an MCPTT call is initiated as specified in 3GPP TS 24.379 [2] and

1. if a confirmed indication is required and at least one invited MCPTT client has accepted the invitation;
2. if a confirmed indication is not required; or
3. if the initialised MCPTT call is a temporary group session;

NOTE: A MCPTT group call is a temporary group session when the <on-network-temporary> element is present in the <list-service> element as specified in 3GPP TS 24.481 [12].

then the floor control arbitration logic in the floor control server:

1. shall create an instance of the 'general floor control operation' state machine;
2. shall wait for the 'basic floor control operation towards the floor participant' to be initialized before continuing the following steps;
3. when the 'basic floor control operation towards the floor participant' state machine is initialized and the initialised session is not a temporary group session:
 - a. if the "mc_granted" fntp attribute is not negotiated as specified in clause 14 or this is an ambient listening call:
 - i. if the floor control server is granting an implicit floor request at MCPTT call establishment, shall act as if a Floor Request message was received and perform the actions specified in subclause 6.3.4.3.3; or
 - ii. if the floor control server is not granting an implicit floor request at MCPTT call establishment, shall enter the 'G: Floor Idle' state as specified in subclause 6.3.4.3.2; or
 - b. if the "mc_granted" fntp attribute is negotiated as specified in clause 14 and this is not an ambient listening call, shall enter the 'G: Floor Taken' state as specified in subclause 6.3.4.4.2; and
4. if the 'basic floor control operation towards the floor participant' state machine is initialized and the initialised session is a temporary group session, shall enter the 'G: Initialising' state as specified in the subclause 6.3.4.8.1.

6.3.4.3 State: 'G: Floor Idle'

6.3.4.3.1 General

The floor control arbitration logic in the floor control server is in this state when no MCPTT user currently has permission to send media.

Timer T4 (Inactivity) and timer T7 (Floor Idle) can be running when the floor control arbitration logic in the floor control server is in this state.

6.3.4.3.2 Enter the 'G: Floor Idle' state

When entering this state from any state except the 'Start-stop' state and if no MCPTT client negotiated support of queuing floor requests as described in clause 14, and the state machine specified in subclause 6.3.6 does not exist, the floor control arbitration logic in the floor control server:

1. if there is a Track Info field associated with the floor control server state transition diagram for 'general floor control operation' stored, shall remove the Track Info field from the storage;
2. if the active floor request queue is empty the floor control server:
 - a. shall send Floor Idle message to all floor participants. The Floor Idle message:
 - i. shall include a Message Sequence Number field with a Message Sequence Number value increased with 1; and
 - ii. if a group call is a broadcast group call, a system call, an emergency call, an imminent peril call, or a temporary group session, shall include the Floor Indicator field with appropriate indications;
 - b. shall start timer T7 (Floor Idle) and initialise counter C7 (Floor Idle) to 1;
 - c. shall start timer T4 (Inactivity); and
 - d. shall set the general state to the 'G: Floor Idle' state; and
3. if the active floor request queue is not empty the floor control server:
 - a. shall select a queued floor request from the top of the active floor request queue;
 - b. shall remove that queued floor request from the active floor request queue;
 - c. if the queued floor request includes a Track Info field, shall store the Track Info field and associate it with the floor control server state transition diagram for 'general floor control operation'; and
 - d. shall enter the 'G: Floor Taken' state as specified in the subclause 6.3.4.4.2 with respect to that floor participant.

When entering this state from any state except the 'Start-stop' state and the state machine specified in subclause 6.3.6 exists, the floor control arbitration logic in the floor control server:

1. if there is a Track Info field associated with the floor control server state transition diagram for 'general floor control operation' stored, shall remove the Track Info field from the storage;
2. shall send Floor Idle message to all floor participants which are configured to listen to the overridden participant. The Floor Idle message:
 - a. shall include a Message Sequence Number field with a Message Sequence Number value increased with 1; and
 - b. if a group call is a broadcast group call, a system call, an emergency call, an imminent peril call, or a temporary group session, shall include the Floor Indicator field with appropriate indications;
3. shall send Floor Taken message to floor participants which are configured to listen only to the overridden participant. The Floor Taken message:
 - a. if privacy is not requested, shall include the granted MCPTT user's (overriding participant) MCPTT ID in the Granted Party's Identity field;
 - b. shall include a Message Sequence Number field with a <Message Sequence Number> value increased with 1;
 - c. if a group call is a broadcast group call, a system call, an emergency call, an imminent peril call, or a temporary group session, shall include the Floor Indicator field with appropriate indications; and
 - d. shall include the Location field:
 - i. if the current location of the talker is not available or is not to be reported according to the MCPTT user profile, then the location type is set to '0' (Not provided); or

- ii. if the current location of the talker (overriding participant) is available and may be reported according to the MCPTT user profile, then the location type and location value are set as specified in table 8.2.3.21-3;
- 4. shall set the general state to the 'G: Floor Taken' state; and
- 5. shall send the termination instruction to the 'dual floor control operation' state machine.

6.3.4.3.3 Receive Floor Request message (R: Floor Request)

Upon receiving a floor request message (from a floor participant that is permitted to make a floor request) the floor control arbitration logic in the floor control server:

1. shall reject the request if one of the following conditions is fulfilled:
 - a. if there is only one MCPTT client in the MCPTT call; and
 - b. <on-network-recvonly> element is present in the <entry> element as specified 3GPP TS 24.481 [12] for the associated floor participant;
2. if the floor request is rejected the floor control server:
 - a. shall send the Floor Deny message. The Floor Deny message:
 - i. shall include in the Reject Cause field the <Reject Cause> value:
 - A. cause #3 (Only one participant), if there is only one MCPTT client in the MCPTT call; or
 - B. cause #5 (Receive only), if the <on-network-recvonly> element is present in the <entry> element as specified in 3GPP TS 24.481 [12] for the associated floor participant;
 - ii. may include an additional text string explaining the reason for rejecting the floor request in the <Reject Phrase> value of the Reject Cause field; and
 - iii. if the Floor Request included a Track Info field, shall include the received Track Info field;
 - b. shall remain in the 'G: Floor Idle' state; and
3. if the floor request is granted the floor control server:
 - a. shall stop timer T4 (Inactivity);
 - b. shall stop timer T7 (Floor Idle);
 - c. shall store the SSRC of floor participant granted the permission to send media until the floor is released associated to that floor request;
 - d. if a Track Info field is included in the Floor Request message, shall store the received Track Info field, and
 - e. shall enter the 'G: Floor Taken' state as specified in the subclause 6.3.4.4.2.

6.3.4.3.4 Timer T7 (Floor Idle) expired

On expiry of timer T7 (Floor Idle) the floor control arbitration logic in the floor control server:

1. shall restart timer T7 (Floor Idle) and increment counter C7 (Floor Idle) by 1 if counter C7 (Floor Idle) has not reached its upper limit;
2. shall send a Floor Idle message to all floor participants in the MCPTT call if counter C7 (Floor Idle) has not reached its upper limit. The Floor Idle message:
 - a. shall include a Message Sequence Number field with a <Message Sequence Number> value increased with 1; and
3. shall remain in the 'G: Floor Idle' state.

6.3.4.3.5 Timer T4 (Inactivity) expired

On expiry of timer T4 (Inactivity) the floor control arbitration logic in the floor control server based on a configurable service provider policy either:

1. shall indicate to the application and signalling plane that timer T4 (Inactivity) has expired;
2. if the application and signalling planes initiates MCPTT call release, shall enter the 'Releasing' state; and
3. if the application and signalling planes do not initiate MCPTT call release:
 - a. should restart the T4 (Inactivity) timer; and
 - b. shall remain in the 'G: Floor Idle' state.

6.3.4.3.6 Receive an implicit floor request (R: Implicit floor request)

Upon receiving an implicit floor request due to an upgrade to an emergency group call or due to an upgrade to imminent peril call, the floor control arbitration logic in the floor control server:

1. shall reject the request if there is only one MCPTT client in the MCPTT call;
2. if the floor request is rejected the floor control server:
 - a. shall send the Floor Deny message. The Floor Deny message:
 - i. shall include in the Reject Cause field the <Reject Cause> value cause #3 (Only one participant); and
 - ii. may include in the Reject Cause field an additional text string explaining the reason for rejecting the floor request in the <Reject Phrase> value; and
 - b. shall remain in the 'G: Floor Idle' state; and
3. if the floor request is granted the floor control server:
 - a. shall stop the timer T4 (Inactivity);
 - b. shall stop the timer T7 (Floor Idle);
 - c. shall store the SSRC of floor participant granted the permission to send media until the floor is released associated to that floor request; and
 - d. shall enter the 'G: Floor Taken' state as specified in the subclause 6.3.4.4.2.

6.3.4.4 State: 'G: Floor Taken'

6.3.4.4.1 General

The floor control arbitration logic in the floor control server uses this state when it has permitted one or more of the MCPTT clients in the MCPTT call to send media.

Timer T1 (End of RTP media) is running when the floor control server is in this state. If configured to support multi-talker floor control, one instance of timer T1 (End of RTP media) is running per talker that is granted the floor.

Timer T2 (End talking) can be running when the floor control server is in this state. If configured to support multi-talker floor control, one instance of timer T20 (Floor Granted) is running per talker that is granted the floor.

Timer T20 (Floor Granted) is running to guarantee reliable delivery of the Floor Granted message, if the granted floor request was queued. If configured to support multi-talker floor control, one instance of timer T20 (Floor Granted) is running per talker that is granted the floor.

If configured to support multi-talker, then the floor control arbitration logic maintains a list of MCPTT IDs of the currently granted talkers.

6.3.4.4.2 Enter the 'G: Floor Taken' state

When entering this state the floor control arbitration logic in the floor control server:

1. shall send a Floor Granted message to the floor participant to which the floor is granted. The Floor Granted message:
 - a. shall include the value of timer T2 (Stop talking) in the Duration field;
 - b. shall include the granted priority in the Floor priority field;
 - c. if a Track Info field associated with the floor control server state transition diagram for 'general floor control operation' is stored, shall include the stored Track Info field;
 - d. if a group call is a broadcast group call, system call, emergency call, an imminent peril call or a temporary group session, shall include the Floor Indicator field with appropriate indications; and
 - e. if the call is a remotely initiated ambient listening call, shall set the first bit in the subtype of the Floor Granted message to '1' (Acknowledgment is required) as described in subclause 8.2.2;

NOTE: If the call is an ambient listening call and the ambient listening call type is remote-initiated, then the floor participant to which the floor is granted is the terminating floor participant of the call. Otherwise the floor is granted to the participant which requested the floor.

2. shall start timer T20 (Floor Granted) if the floor request was queued for the participant to which the floor is granted and initialise the counter C20 (Floor Granted) to 1;
3. shall send Floor Taken message to all other floor participants. The Floor Taken message:
 - a. if the floor is currently granted only to one participant:
 - i. shall include the granted MCPTT user's MCPTT ID in the Granted Party's Identity field, if privacy is not requested;
 - ii. may include the functional alias of the granted MCPTT user in the Functional Alias field, if privacy is not requested; and
 - iii. shall include the Location field:
 - A. if the current location of the talker is not available or is not to be reported according to the MCPTT user profile, then the location type is set to '0' (Not provided); or
 - B. if the current location of the talker is available and may be reported according to the MCPTT user profile, then the location type and location value are set as specified in table 8.2.3.21-3;
 - b. if multi-talker is supported and the floor is currently granted to multiple participants:
 - i. shall include the Floor Indicator field with the I-bit set to '1' (Multi-talker);
 - ii. shall include the list of granted users in the multi-talker group in List of Granted Users field, including a new granted talker;
 - iii. shall include the list of SSRCs of granted floor participants;
 - iv) may include the list of functional aliases of the granted floor participants in the List of Functional Aliases field; and
 - v. shall include the List of Locations of granted floor participants;
 - c. shall include a Message Sequence Number field with a Message Sequence Number value increased with 1;
 - d. if the session is a broadcast group call or an ambient listening call, shall include the Permission to Request the Floor field set to '0';
 - e. if the session is not a broadcast group call, may include the Permission to Request the Floor field set to '1'; and

- f. if a group call is a broadcast group call, a system call, an emergency call, an imminent peril call, or a temporary group session, shall include the Floor Indicator field with appropriate indications;
4. shall start timer T1 (End of RTP media) for the participant to which the floor is granted;
5. shall set the general state to 'G: Floor Taken' state; and
6. if configured to support multi-talker floor control the group is configured to shall add the MCPTT identity of the participant to which the floor is granted to the list of currently granted talkers.

6.3.4.4.3 Timer T1 (End of RTP media) expired

On expiry of timer T1 (End of RTP media), the floor control arbitration logic in the floor control server:

1. shall stop the timer T2 (Stop talking) for the participant to which the floor is granted; if running;
2. shall stop timer T20 (Granted re-send) for the participant to which the floor is granted, if running;
3. shall request the media distributor in the MCPTT server to stop distributing RTP media packets received from the participant for which T1 (End of RTP media) has expired (with the exception of RTP media packets already in the buffer (if RTP media buffering is ongoing)) to other MCPTT clients;
4. if multi-talker floor control is not supported; shall enter the 'G: Floor Idle' state as specified in the subclause 6.3.4.3.2; and
5. if multi-talker floor control is supported,
 - a. shall send a Floor Release Multi Talker message to all participants other than the one releasing floor. The Floor Release Multi Talker message:
 - i. shall include SSRC field set to the SSRC of the floor participant for which T1 expired; and
 - ii. shall include the User ID set to the MCPTT ID of the floor participant for which T1 expired; and
 - b. shall remove the participant for which timer T1 expired from the list of currently granted talkers, and:
 - i. if the list of currently granted talkers is empty, shall enter the 'G: Floor Idle' state as specified in the subclause 6.3.4.3.2; and
 - ii. if the list of currently granted talkers is not empty shall stay in state the 'G: Floor Taken'.

6.3.4.4.4 Timer T2 (Stop talking) expired

On expiry of timer T2 (Stop talking), the floor control arbitration logic in the floor control server:

1. shall stop timer T1 (End of RTP media) for the participant for which timer T2 has expired;
2. shall include the Reject Cause field with the <Reject Cause> value set to #2 (Media burst too long) in the Floor Revoke message sent in subclause 6.3.4.5.2; and
3. shall enter the 'G: pending Floor Revoke' state as specified in the subclause 6.3.4.5.2.

6.3.4.4.5 Receive RTP media packets (R: RTP media)

Upon receiving an indication from the media distributor in the MCPTT server that RTP media packets are received from the permitted MCPTT client, the floor control arbitration logic in the floor control server:

1. if the session is not an ambient listening call, shall start timer T2 (Stop talking) for the participant from which the RTP packet has been received, if not running;
2. shall restart timer T1 (End of RTP media) for the participant from which the RTP packet has been received;
3. shall stop timer T20 (Floor Granted) for the participant from which the RTP packet has been received, if running;

4. shall instruct the media distributor to forward the RTP media packets to MCPTT clients according to local policy; and

NOTE: If dual floor control is ongoing as described in subclause 6.3.6, the list of floor participants that receive the overriding, overridden, or both transmissions is based on configuration.

5. shall remain in the 'G: Floor Taken' state.

6.3.4.4.6 Receive Floor Release message (R: Floor Release)

Upon receiving a Floor Release message the floor control arbitration logic in the floor control server:

1. shall request the media distributor in the MCPTT server to stop forwarding RTP media packets received from the participant that sent the Floor Release message;
2. shall stop timer T2 (Stop talking) for the participant that sent the Floor Release message, if running;
3. shall stop timer T20 (Granted re-send) for the participant that sent the Floor Release message, if running;
4. if multi-talker floor control is not supported shall enter the 'G: Floor Idle' state as specified in the subclause 6.3.4.3.2; and
5. if multi-talker floor control is supported, then:
 - a. shall send a Floor Release Multi Talker message. The Floor Release Multi Talker message:
 - i. shall include SSRC field set to the SSRC of the floor participant that has released the floor; and
 - ii. shall include the User ID set to the MCPTT ID of the floor participant releasing the floor;
 - b. shall remove the participant that sent the Floor Release message from the list of currently granted talkers; and
 - c. if the list of currently granted talkers is empty, shall enter the 'G: Floor Idle' state as specified in the subclause 6.3.4.3.2; or if the list of currently granted talkers is not empty shall stay in state the 'G: Floor Taken'.

6.3.4.4.7 Receive Floor Request message with pre-emptive priority (R: pre-emptive Floor Request)

NOTE 1: This procedure is also invoked from the subclause 6.3.5.4.4.

If the group is not configured to support multi-talker feature control, on receipt of a floor request message with effective priority indicating pre-emptive priority, and if the effective priority of the floor participant with permission to send media is not the pre-emptive priority, or if the group is configured for audio cut-in, the floor control arbitration logic in the floor control server:

1. based on local policy, select one of the following options:
 - a. revoke the current speaker; or
 - b. allow media from both the current speaker and from the participant now requesting floor with a pre-emptive floor priority;

NOTE 2: If the group is configured for audio cut-in, media is allowed only for the participant now requesting the floor.

2. if revoking current speaker is selected:
 - a. shall stop timer T1 (End of RTP media), if running;
 - b. shall stop timer T20 (Floor Granted), if running;
 - c. shall include a Reject Cause field with the <Reject Cause> value set to #4 (Media Burst pre-empted) in the Floor Revoke message sent in subclause 6.3.4.5.2;
 - d. shall enter the 'G: pending Floor Revoke' state as specified in the subclause 6.3.4.5.2;

- e. shall insert the floor participant into the active floor request queue to the position in front of all queued requests, if not inserted yet or update the position of the floor participant in the active floor request queue to the position in front of all other queued requests, if already inserted; and
 - f. shall send a Floor Queue Position Info message to the requesting floor participant, if negotiated support of queueing of floor requests as specified in clause 14. The Floor Queue Position Info message:
 - i. include the queue position and floor priority in the Queue Info field; and
 - ii. if the Floor Request message included a Track Info field, shall include the received Track Info field; and
3. if allow media from both the current speaker and from the participant now requesting floor with a pre-emptive priority is selected:
 - a. shall perform the actions specified in the subclause 6.3.6.2.2

6.3.4.4.7a Receive Floor Request message multi-talker (R: multi-talker Floor Request)

On receipt of a floor request message and if the group is configured as multi-talker group the floor control arbitration logic in the floor control server:

1. shall select one of the following options:
 - a. if the maximum number of simultaneous talkers applicable for multi-talker control is reached and if the floor request message has effective priority indicating pre-emptive priority, determine from all participants having permission to send media, the one with the lowest priority and revoke the floor from the participant with the lowest priority; or
 - b. if the maximum number of simultaneous talkers applicable for multi-talker control is not reached, allow media from both the current speaker(s) and from the participant now requesting floor;
2. if revoking is selected:
 - a. shall stop timer T1 (End of RTP media) for the participant from which the floor is revoked, if running;
 - b. shall stop timer T20 (Floor Granted) for the participant from which the floor is revoked, if running;
 - c. shall include a Reject Cause field with the <Reject Cause> value set to #4 (Media Burst pre-empted) in the Floor Revoke message sent in subclause 6.3.4.5.2;
 - d. shall enter the 'G: pending Floor Revoke' state as specified in the subclause 6.3.4.5.2;
 - e. shall insert the floor participant into the active floor request queue to the position in front of all queued requests, if not inserted yet or update the position of the floor participant in the active floor request queue to the position in front of all other queued requests, if already inserted;
 - f. shall send a Floor Queue Position Info message to the requesting floor participant, if negotiated support of queueing of floor requests as specified in clause 14. The Floor Queue Position Info message:
 - i. shall include the queue position and floor priority in the Queue Info field; and
 - ii. if the Floor Request message included a Track Info field, shall include the received Track Info field; and
3. if allow media from both the current speaker(s) and from the participant now requesting floor is selected:
 - a. shall send a Floor Granted message to the requesting floor participant. The Floor Granted message:
 - i. shall include the value of the T2 (Stop talking) timer in the Duration field;
 - ii. shall include the granted priority in the Floor priority field;
 - iii. if a Track Info field associated with the floor control server state transition diagram for 'multi-talker floor control operation' is stored, shall include the stored Track Info field;
 - iv. shall include the Floor Indicator field with the I-bit set to '1' (Multi-talker); and
 - v. shall include the SSRC of granted floor participant;

- b. shall add the MCPTT ID of the user to which the floor is granted to the list of currently granted talkers;
- c. shall send a Floor Taken message to any non-controlling MCPTT functions involved and to floor participants controlled by the controlling MCPTT function that will listen to the RTP media from the multi-talker MCPTT client according to local policy. The Floor Taken message:
 - i. shall include the granted MCPTT user's MCPTT ID in the Granted Party's Identity field and may include the associated functional alias in the Functional Alias field, if privacy is not requested;
 - ii. shall include a Message Sequence Number field with a <Message Sequence Number> value increased with 1;
 - iii. shall include the Floor Indicator field with the I-bit set to '1' (Multi-talker);
 - iv. shall include the list of granted users in the multi-talker group in List of Granted Users field;
 - v. shall include the list of SSRCs of granted floor participants; and
 - vi) may include the list of functional aliases of the granted floor participants in the List of Functional Aliases field.
- d. shall start the T1 (End of RTP media) timer for the participant to which the floor is granted;
- e. shall start timer T20 (Floor Granted) for the participant to which the floor is granted, if the floor request was queued and initialise the counter C20 (Floor Granted) to 1;
- f. shall stay in the state to 'G: Floor Taken' state.

6.3.4.4.8 Receive Floor request message from permitted floor participant (R: Floor Request)

Upon receiving a floor request message from the floor participant that has been granted permission to send media, the floor control arbitration logic in the floor control server:

1. shall send a Floor Granted message to the previously granted floor participant. The Floor Granted message:
 - a. shall include the value of timer T2 (Stop talking) running for this floor participant in the Duration field;
 - b. shall include the granted priority in the Floor priority field; and
 - c. if the Floor Request message included a Track Info field, shall include the received Track Info field; and
2. shall remain in the 'G: Floor Taken' state.

6.3.4.4.9 Timer T20 (Floor Granted) expired

On expiry of timer T20 (Floor Granted), the floor control arbitration logic in the floor control server:

1. shall send a Floor Granted message to the granted floor participant if counter C20 (Floor Granted) has not reached its upper limit: The Floor Granted message:
 - a. shall include the value of timer T2 (Stop talking) in the Duration field;
 - b. shall include the granted priority in the Floor priority field; and
 - c. if a group call is a broadcast group call, a system call, an emergency call, an imminent peril call, or a temporary group session, shall include the Floor Indicator field with appropriate indications;
2. shall start timer T20 (Floor Granted) and increment counter C20 (Floor Granted) by 1 if counter C20 (Floor Granted) has not reached its upper limit; and
3. shall remain in the 'G: Floor Taken' state.

6.3.4.4.10 Timer T20 (Floor Granted) expired N times

When timer T20 (Floor Granted) expires and counter C20 (Floor Granted) reaches its upper limit, the floor control arbitration logic in the floor control server:

1. shall remain in the 'G: Floor Taken' state.

6.3.4.4.11 Permitted MCPTT client release (R: client release)

If the floor control server receives an indication from the floor control interface towards the MCPTT client that the MCPTT client has started to disconnect from the MCPTT call, the floor control arbitration logic in the floor control server:

1. if multi-talker floor control is not supported shall enter the 'G: Floor Idle' state as specified in the subclause 6.3.4.3.2; and
2. if multi-talker floor control is supported,
 - a. shall send a Floor Release Multi Talker message. The Floor Release Multi Talker message:
 - i. shall include SSRC field set to the SSRC of the floor participant that has released the floor; and
 - ii. shall include the User ID set to the MCPTT ID of the floor participant releasing the floor; and
 - b. shall remove the participant which is disconnecting from the floor from the list of currently granted talkers, and:
 - i. if the list of currently granted talkers is empty, shall enter the 'G: Floor Idle' state as specified in the subclause 6.3.4.3.2; and
 - ii. if the list of currently granted talkers is not empty shall stay in state the 'G: Floor Taken'.

6.3.4.4.12 Receive an implicit floor request (R: Implicit floor request)

Upon receiving an implicit floor request due to an upgrade to an emergency group call or due to an upgrade to imminent peril call, the floor control arbitration logic in the floor control server:

1. shall stop timer T1 (End of RTP media), if running;
2. shall stop timer T20 (Floor Granted), if running;
3. shall set the Reject Cause field in the Floor Revoke message to #4 (Media Burst pre-empted);
4. shall enter the 'G: pending Floor Revoke' state as specified in the subclause 6.3.4.5.2;
5. shall insert the floor participant into the active floor request queue to the position in front of all queued requests, if not inserted yet or update the position of the floor participant in the active floor request queue to the position in front of all other queued requests, if already inserted; and
6. shall send a Floor Queue Position Info message to the requesting floor participant, if negotiated support of queueing floor requests as specified in clause 14. The Floor Queue Position Request message:
 - a. shall include the queue position and floor priority in the Queue Info field; and
 - b. if a group call is a broadcast group call, a system call, an emergency call, an imminent peril call, or a temporary group session, shall include the Floor Indicator field with appropriate indications.

6.3.4.5 State: 'G: pending Floor Revoke'

6.3.4.5.1 General

The floor control arbitration logic in the floor control server uses this state after having sent a Floor Revoke message to the permitted floor participant.

Timer T3 (Stop talking grace) is running when the floor control arbitration logic in the floor control server is in this state. If the group is configured for audio cut-in floor control the value of timer T3 shall be considered to be zero.

In this state the MCPTT server forwards RTP media packets to the other floor participants in the MCPTT call.

6.3.4.5.2 Enter the 'G: pending Floor Revoke' state

When entering this state the floor control arbitration logic in the floor control server:

1. shall send the Floor Revoke message to the permitted floor participant. The Floor Revoke message:
 - a. shall include the reason for sending the Floor Revoke message in the <Reject Cause> value in the Reject Cause field; and
 - b. if a group call is a broadcast group call, a system call, an emergency call, an imminent peril call, group is configured as multi-talker group, or a temporary group session, shall include the Floor Indicator field with appropriate indications;
2. shall start timer T3 (Stop talking grace) for which a Floor Revoke message has been sent; and
3. shall set the general state to 'G: pending Floor Revoke'.

6.3.4.5.3 Receive RTP media packets (R: RTP media)

Upon receiving an indication from the media distributor in the MCPTT server that RTP media packets are received from the permitted floor participant the floor control server:

1. shall restart timer T1 (End of RTP media);

NOTE 1: If the upper limit for timer T3 (Stop talking grace) is less than the upper limit of timer T1 (End of RTP media) then timer T1 (End of RTP media) will not expire.

2. shall instruct the media distributor to forward the RTP media packets to MCPTT clients according to local policy; and

NOTE 2: If dual floor control is ongoing as described in subclause 6.3.6, the list of floor participants that receive the overriding, overridden, or both transmissions is based on configuration.

3. shall remain in the 'G: pending Floor Revoke' state.

6.3.4.5.4 Receive Floor Release message (R: Floor Release)

Upon receiving a Floor Release message for which a Floor Revoke message has been sent, the floor control arbitration logic in the floor control server:

1. shall request the media distributor in the MCPTT server to stop forwarding RTP media packets;
2. shall stop timer T1 (End of RTP media) , if running;
3. shall stop timer T3 (Stop talking grace);
4. if multi-talker floor control is supported, shall remove the participant from the list of currently granted talkers;
5. if multi-talker floor control is supported, then:
 - a. shall send a Floor Release Multi Talker message. The Floor Release Multi Talker message:
 - i shall include SSRC field set to the SSRC of the floor participant that has released the floor; and
 - ii shall include the User ID set to the MCPTT ID of the floor participant releasing the floor; and
6. if the active floor request queue is not empty the floor control server shall enter the 'G: Idle' state as specified in the subclause 6.3.4.3.2;
7. if the active floor request queue is empty and the list of currently granted talkers is empty the floor control server shall enter the 'G: Idle' state as specified in the subclause 6.3.4.3.2; and

8. if the active floor request queue is empty and the list of currently granted talkers is not empty the floor control server shall enter the 'G: Floor Taken' state as specified in subclause 6.3.4.4.2.

If configured to support multi-talker floor control and upon receiving a Floor Release message for which a Floor Revoke message has not been sent, the floor control arbitration logic in the floor control server:

1. shall request the media distributor in the MCPTT server to stop forwarding related RTP media packets;
2. shall stop timer T2 (Stop talking) for the participant that sent the Floor Release message, if running;
3. shall stop timer T20 (Granted re-send) for the participant that sent the Floor Release message, if running;
4. shall send a Floor Release Multi Talker message. The Floor Release Multi Talker message:
 - a shall include SSRC field set to the SSRC of the floor participant that has released the floor; and
 - b shall include the User ID set to the MCPTT ID of the floor participant releasing the floor;
5. shall remove the participant that has sent the Floor Release message from the list of currently granted talkers and:
 - a. if the list of currently granted talkers is empty, shall enter the 'G: Floor Idle' state as specified in the subclause 6.3.4.3.2; and
 - b. if the list of currently granted talkers is not empty shall stay in state the 'G: Floor Taken'.

6.3.4.5.5 Timer T3 (Stop talking grace) expired

On expiry of timer T3 (Stop talking grace) for which a Floor Revoke message has been sent, the floor control arbitration logic in the floor control server:

1. shall indicate to the interface towards the MCPTT client that the general state machine is now 'G: Floor Idle';
2. if multi-talker control is supported, shall remove the participant from the list of currently granted talkers;
3. shall send a Floor Release Multi Talker message. The Floor Release Multi Talker message:
 - a shall include SSRC field set to the SSRC of the floor participant for which T3 expired; and
 - b shall include the User ID set to the MCPTT ID for which T3 expired;
4. if the active floor request queue is not empty the floor control server shall enter the 'G: Idle' state as specified in the subclause 6.3.4.3.2;
5. if the active floor request queue is empty and the list of currently granted talkers is empty the floor control server shall enter the 'G: Idle' state as specified in the subclause 6.3.4.3.2; and
6. if the active floor request queue is empty and the list of currently granted talkers is not empty the floor control server shall enter the 'G: Floor Taken' state as specified in subclause 6.3.4.4.2.

6.3.4.5.6 Timer T1 (End of RTP media) expired

On expiry of timer T1 (End of RTP media) assigned to the participant for which a Floor Revoke message has been sent, the floor control arbitration logic in the floor control server:

1. shall stop timer T3 (Stop talking grace);
2. if multi-talker feature is supported,
 - a shall remove the participant from the list of currently granted talkers;
 - b. shall send a Floor Release Multi Talker message. The Floor Release Multi Talker message:
 - i shall include SSRC field set to the SSRC of the floor participant for which timer T1 (End of RTP media) expired; and

- ii shall include the User ID set to the MCPTT ID of the floor participant for which timer T1 (End of RTP media) expired; and

3. if the floor is now empty; shall enter the 'G: Floor Idle' state as specified in the subclause 6.3.4.3.2.

On expiry of timer T1 (End of RTP media) assigned to a participant different than the participant for which a Floor Revoke message has been sent, the floor control arbitration logic in the floor control server:

1. shall request the media distributor in the MCPTT server to stop forwarding related RTP media packets;
2. shall stop timer T2 (Stop talking) for the participant for which timer T1 (End of RTP media) expired, if running;
3. shall stop timer T20 (Granted re-send) for the participant, if running;
4. shall send a Floor Release Multi Talker message. The Floor Release Multi Talker message:
 - a shall include SSRC field set to the SSRC of the floor participant for which T1 expired; and
 - b shall include the User ID set to the MCPTT ID for which T1 expired;
5. if multi-talker floor control is supported, shall remove the participant for which timer T1 (End of RTP media) expired from the list of currently granted talkers and shall stay in the 'G: pending Floor Revoke' state.

6.3.4.6 In any state

6.3.4.6.1 General

This subclause describes the actions to be taken in all states defined for the general state diagram with the exception of the 'Start-stop' state.

6.3.4.6.2 Receive MCPTT call release - 1

This subclause is used by the floor control arbitration logic in the floor control server when an MCPTT call is released.

Upon receiving an MCPTT call release step 1 request from the application and signalling plane the floor control arbitration logic in the floor control server:

1. shall request the media distributor in the MCPTT server to stop sending RTP media packets MCPTT clients; and
2. shall enter the 'Releasing' state.

6.3.4.6.3 Receive an instruction to merge group calls (R: Merge)

Upon receiving an instruction from the application and signalling plane to merge the ongoing group call with other group calls, the floor control server:

1. shall perform the actions in subclause 6.5.2.3;
2. shall enter the 'Start-stop' state.

6.3.4.7 State: 'Releasing'

6.3.4.7.1 General

The floor control arbitration logic in the floor control server uses this state while waiting for the application and signalling plane to finalize the disconnection of an MCPTT call.

6.3.4.7.2 Receive MCPTT call release - 2

Upon receiving an MCPTT call release step 2 request from the application and signalling plane, the floor control arbitration logic in the floor control server:

1. shall release all resources reserved in the media plane including the instances used for the 'Floor control server state transition diagram for general floor control operation', and 'Floor control server state transition diagram for basic floor control operation towards the floor participant' state machines and any running timers associated with the state machines; and
2. shall enter the 'Start-stop' state.

6.3.4.8 State: 'G: Floor Initialising'

6.3.4.8.1 General

The floor control arbitration logic in the floor control server uses this state while waiting for all invited constituent MCPTT groups to reply with a final SIP response.

There are no timers running in this state. The floor control arbitration logic is relying on SIP timers in the signalling and application plane.

6.3.4.8.2 Enter the 'G: Initialising' state

When entering this state the floor control arbitration logic:

1. shall set the general state to the 'G: Initialising' state.

6.3.4.8.3 Receiving a floor request from a constituent MCPTT group (R: mcptt-floor-request)

Upon receiving an indication from the application and signalling plane that a floor request is received from one of the invited constituent MCPTT groups in an application/vnd.3gpp.mcptt-floor-request+xml MIME body, the floor control arbitration logic:

1. shall cache the application/vnd.3gpp.mcptt-floor-request+xml MIME body; and
2. remain in the 'G: Initialising' state.

6.3.4.8.4 All final SIP responses received (R: final SIP responses)

Upon receiving an indication from the application and signalling plane that all invited constituent MCPTT groups have sent a final SIP response, the floor control arbitration logic:

1. if at least one application/vnd.3gpp.mcptt-floor-request+xml MIME body exists with the <floor-type> element set to "general":
 - a. shall select the floor participant with the highest priority as described in subclause 4.1.1.4:
 - i. among the cached application/vnd.3gpp.mcptt-floor-request+xml MIME bodies with the <floor-type> element set to "general"; and
 - ii. the floor participant initialising the temporary group session as described in subclause 4.1.1.4, if the floor participant initialising the temporary group session negotiated implicit floor request as specified in clause 14;
 - b. shall send a Floor Revoke message to all floor participants in the cached application/vnd.3gpp.mcptt-floor-request+xml MIME body with the <floor-type> element set to "general" that are not granted the permission to send media. The Floor Revoke message:
 - i. shall include the <Reject Cause> value set to '4' (Media Burst pre-empted) in the Reject Cause field;
 - ii. shall include information taken from the <track-info> element in the cached application/vnd.3gpp.mcptt-floor-request+xml MIME body with the <floor-type> element set to "general" in the Track Info field; and
 - iii. if a group call is a broadcast group call, a system call, an emergency call, an imminent peril call, or a temporary group session, shall include the Floor Indicator field with appropriate indications; and

- c. if the floor participant selected to be granted the floor is one of invited constituent MCPTT groups:
 - i. shall convert the <track-info> element to a format of a Track Info field and cache the Track Info field associated with the floor control server state transition diagram for 'general floor control operation'; and
 - ii. shall enter the 'G: Taken' state as specified in the subclause 6.3.4.4.2 using the selected floor participant as the requesting floor participant;
2. if at least one application/vnd.3gpp.mcptt-floor-request+xml MIME body exists with the <floor-type> element set to "dual":
 - a. shall select the floor participant with the highest priority as described in subclause 4.1.1.4 among the cached application/vnd.3gpp.mcptt-floor-request+xml MIME bodies with the <floor-type> element set to "dual"; and
 - b. shall send a Floor Revoke message to all floor participants in the cached application/vnd.3gpp.mcptt-floor-request+xml MIME body with the <floor-type> element set to "dual" that are not granted the permission to send media. The Floor Revoke message:
 - i. shall include the <Reject Cause> value set to '4' (Media Burst pre-empted) in the Reject Cause field;
 - ii. shall include information taken from the <track-info> element in the cached application/vnd.3gpp.mcptt-floor-request+xml MIME body with the <floor-type> element set to "general" in the Track Info field;
 - iii. shall include the Floor Indicator with the G-bit set to '1' (Dual floor);
 - iv. shall convert the <track-info> element to a format of a Track Info field and cache the Track Info field associated with floor control server state transition diagram for 'dual floor control operation'; and
 - v. shall enter the 'D: Floor Taken' state as specified in the subclause 6.3.6.3.2 using the selected floor participant as the requesting floor participant; and
3. if no cached application/vnd.3gpp.mcptt-floor-request+xml MIME with the <floor-type> element set to "general" body exists:
 - a. if an implicit floor request is negotiated as described in clause 14 when the temporary group session was established, shall enter the 'G: Taken' state as specified in the subclause 6.3.4.4.2; and
 - b. if an implicit floor request is not negotiated as described in clause 14 when the temporary group session was established, shall enter the 'G: Idle' state as specified in the subclause 6.3.4.3.2.

6.3.5 Floor control server state transition diagram for basic floor control operation towards the floor participant

6.3.5.1 General

The floor control interface towards the MCPTT client in the floor control server shall behave according to the state diagram and state transitions specified in this subclause.

Figure 6.3.5.1-1 shows the states and state transitions for an associated floor participant in the floor control server.

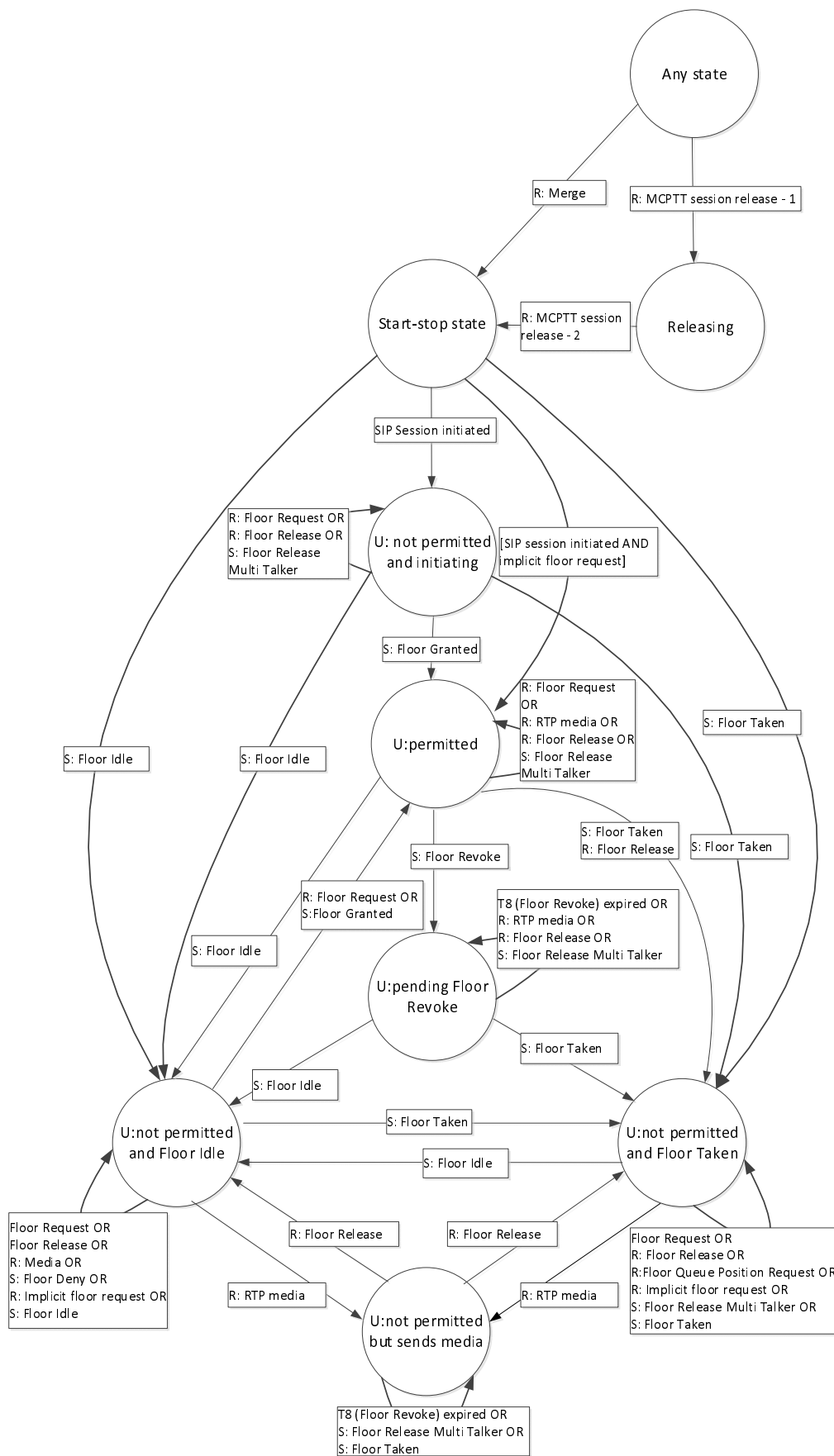


Figure 6.3.5.1-1: Floor control server state transition diagram for basic floor control operation towards the floor participant

The floor control interface towards the MCPTT client in the floor control server shall create one instance of the 'basic floor control operations' state machine towards the MCPTT client for every floor participant served by the floor control server as follows:

1. For pre-arranged group call in case of an originating MCPTT call, the 'basic floor control operation towards the floor participant' state machine shall be created when the MCPTT server sends the SIP 200 (OK) response towards the originating MCPTT client.
2. For pre-arranged group call in case of a terminating MCPTT call, the 'basic floor control operation towards the floor participant' state machine shall be created when the floor control server receives the SIP 200 (OK) response.
3. For chat group call the 'basic floor control operation state machine towards the floor participant' shall be created when the MCPTT server sends the SIP 200 (OK) response to the received initial SIP INVITE request.

The floor participant associated to the 'basic floor control operation towards the floor participant' state machine is here referred to as the "associated floor participant".

The external inputs to the state machine are:

1. directives coming from the floor control arbitration logic;
2. floor messages sent by the floor participants;
3. media; and
4. in certain cases, SIP messages used for call handling.

If floor control messages or RTP media packets arrives in a state where there is no procedure specified in the following subclauses, the floor control interface towards the MCPTT client in the floor control server:

1. shall discard the floor control message;
2. shall request the network media interface in the MCPTT server to discard any received RTP media packet; and
3. shall remain in the current state.

State details are explained in the following subclauses.

6.3.5.2 State: 'Start-stop'

6.3.5.2.1 General

When a new instance of the 'basic floor control operations towards the floor participant' state machine is created, before any floor control related input is applied, the state machine is in the 'Start-stop' state. Similarly, when the call is released the state machine shall return to the Start-Stop state.

An association between the floor control server and a floor participant in the MCPTT client is created, when the state machine is created; and

1. in case of an originating MCPTT call, when the MCPTT server sends the SIP 200 (OK) response to the originating MCPTT client; and
2. in case of a terminating MCPTT call, when the floor control server receives the SIP 200 (OK) response sent from the terminating MCPTT client.

6.3.5.2.2 SIP Session initiated

When a SIP Session is established and if:

1. the session is not a temporary group call session;
2. the session is a temporary group call session and the associated floor participant is an invited MCPTT client (i.e. not a constituent MCPTT group); or

3. the session is not an ambient listening call;

then:

NOTE 1: A MCPTT group call is a temporary group session when the <on-network-temporary> element is present in the <list-service> element as specified in 3GPP TS 24.481 [12].

1. if an MCPTT client initiates an MCPTT call with an implicit floor request, and the MCPTT call does not exist yet, the floor control interface towards the MCPTT client in the floor control server:
 - a. shall initialize a general state machine as specified in subclause 6.3.4.2.2; and

NOTE 2: In the subclause 6.3.4.2.2 the 'general floor control operation' state machine will continue with the initialization of the 'general floor control operation' state machine.

- b. shall enter the state 'U: permitted' as specified in the subclause 6.3.5.5.2;
 2. if the associated MCPTT client rejoins an ongoing MCPTT call without an implicit floor request or initiates or joins a chat group call without an implicit floor request or attempts to initiate an already existing MCPTT call without an implicit floor request, and
 - a. if an MCPTT call already exists but no MCPTT client has the permission to send a media, the floor control interface towards the MCPTT client in the floor control server:
 - i. should send a Floor Idle message to the MCPTT client. The Floor Idle message:
 - A. shall include a Message Sequence Number field with a Message Sequence Number value increased with 1; and
 - B. if a group call is a broadcast group call, a system call, an emergency call, an imminent peril call, or a temporary group session, shall include the Floor Indicator field with appropriate indications; and
 - ii. shall enter the state 'U: not permitted and Floor Idle' as specified in the subclause 6.3.5.5.2;
 - b. if an MCPTT call is initiated, the floor control interface towards the MCPTT client in the floor control server:
 - i. shall enter the state 'U: not permitted and Floor Idle' as specified in the subclause 6.3.5.5.2; and
 - ii. shall initialize a general state machine as specified in subclause 6.3.4.2.2; and

NOTE 3: In the subclause 6.3.4.2.2 the general state machine will continue with the initialization of the general state machine.

- c. if another MCPTT client has the permission to send a media, the floor control interface towards the MCPTT client in the floor control server:
 - i. should send a Floor Taken message to the MCPTT client. The Floor Taken message:
 - A. shall include the granted MCPTT user's MCPTT ID in the Granted Party's Identity field and may include the functional alias of the granted MCPTT user in the Functional Alias field, if privacy is not requested;
 - B. shall include a Message Sequence Number field with a <Message Sequence Number> value increased with 1;
 - C. if the session is a broadcast group call, shall include the Permission to Request the floor field set to '0';
 - D. if the session is not a broadcast group call, may include the Permission to Request the floor field set to '1'; and
 - E. if a group call is a broadcast group call, a system call, an emergency call, an imminent peril call, or a temporary group session, shall include the Floor Indicator field with appropriate indications
 - ii. shall enter the 'U: not permitted and Floor Taken' state as specified in the subclause 6.3.5.4.2;

3. if the associated floor participant attempts to initiate an already existing MCPTT call with an implicit floor request, and
 - a. if no MCPTT client has the permission to send media, the floor control interface towards the MCPTT client in the floor control server:
 - i. shall process the implicit floor request as if a Floor Request message was received as specified in subclause 6.3.4.3.3; and
 - ii. shall enter the state 'U: permitted' as specified in the subclause 6.3.5.5.2;
 - b. if the MCPTT client negotiated support of queueing floor requests as specified in clause 14 and if another MCPTT client has the permission to send media, the floor control interface towards the MCPTT client in the floor control server:
 - i. shall set the priority level to the negotiated maximum priority level that the MCPTT client is permitted to request, except for pre-emptive priority, when high priority is used;

NOTE 4: The maximum floor priority the floor participant is permitted to request is negotiated in the "mc_priority" fmp attribute as specified in clause 14.

NOTE 5: The initial implicit floor request will not result in pre-emption when an MCPTT client is joining an ongoing MCPTT call. If the MCPTT client wants to pre-empt the current MCPTT client that is sending media, an explicit floor request with pre-emptive floor priority is required.

- ii. shall insert the MCPTT client into the active floor request queue to the position immediately following all queued floor requests with the same floor priority;
- iii. shall send a Floor Queue Position Info message to the MCPTT client. The Floor Queue Position Info message:
 - A. shall include the queue position and floor priority in the Queue Info field; and
 - B. if a group call is a broadcast group call, a system call, an emergency call, an imminent peril call, or a temporary group session, shall include the Floor Indicator field with appropriate indications;
- iv. should send a Floor Queue Position Info message with the updated status to the MCPTT clients in the active floor request queue which negotiated queueing of floor requests as specified in clause 14, which have requested the queue status, whose queue position has been changed since the previous Floor Queue Position Info message and which is not the joining MCPTT client. The Floor Queue Position Info message:
 - A. shall include the queue position and floor priority in the Queue Info field; and
 - B. if a group call is a broadcast group call, a system call, an emergency call, an imminent peril call, or a temporary group session, shall include the Floor Indicator field with appropriate indications; and
- v. shall enter the 'U: not permitted and Floor Taken' state as specified in the subclause 6.3.5.4.2; and
- c. if the MCPTT client did not negotiate queueing of floor requests and if another MCPTT client has the permission to send a media, the floor control interface towards the MCPTT client in the floor control server:
 - i. shall send a Floor Taken message to the MCPTT client. The Floor Taken message:
 - A. shall include the granted MCPTT user's MCPTT ID in the Granted Party's Identity field and may include the functional alias of the granted MCPTT user in the Functional Alias field, if privacy is not requested;
 - B. shall include a Message Sequence Number field with a Message Sequence Number value increased with 1;
 - C. if the session is a broadcast group call, shall include the Permission to Request the floor field set to '0';
 - D. if the session is not a broadcast group call, may include the Permission to Request the floor field set to '1'; and

- E. if a group call is a broadcast group call, a system call, an emergency call, an imminent peril call, or a temporary group session, shall include the Floor Indicator field with appropriate indications; and
 - ii. shall enter the 'U: not permitted and Floor Taken' state as specified in the subclause 6.3.5.4.2; and
4. if the MCPTT client is invited to the MCPTT call and
- a. if another MCPTT client has permission to send a media, the floor control interface towards the MCPTT client in the floor control server:
 - i. should send a Floor Taken message to the MCPTT client. The Floor Taken message:
 - A. shall include the granted MCPTT user's MCPTT ID in the Granted Party's Identity field and may include the functional alias of the granted MCPTT user in the Functional Alias field, if privacy is not requested;
 - B. shall include a Message Sequence Number field with a Message Sequence Number value increased with 1;
 - C. if the session is a broadcast group call, shall include the Permission to Request the floor field set to '0';
 - D. if the session is not a broadcast group call, may include the Permission to Request the floor field set to '1'; and
 - E. if a group call is a broadcast group call, a system call, an emergency call, an imminent peril call, or a temporary group session, shall include the Floor Indicator field with appropriate indications; and
 - ii. shall enter the 'U: not permitted and Floor Taken' state as specified in the subclause 6.3.5.4.2; and
 - b. if no other MCPTT client has the permission to send a media; the floor control interface towards the MCPTT client in the floor control server:
 - i. should send a Floor Idle message to the MCPTT client. The Floor Idle message:
 - A. shall include a Message Sequence Number field with a <Message Sequence Number> value increased with 1; and
 - B. if a group call is a broadcast group call, a system call, an emergency call, an imminent peril call, or a temporary group session, shall include the Floor Indicator field with appropriate indications; and
 - ii. shall enter the 'U: not permitted and Floor Idle' state as specified in the subclause 6.3.5.3.2.

When a SIP Session is established and if the session is a temporary group call session and,

- 1. if the associated floor participant is a constituent MCPTT group; or
- 2. if the associated floor participant is the initiator of the temporary group session;

then the floor control interface towards the MCPTT client:

- 1. shall initialize a general state machine as specified in subclause 6.3.4.2.2, if not already initiated; and
- 2. shall enter the 'U: not permitted and initiating' state as specified in subclause 6.3.5.10.2.

When a SIP Session is established and if the session is an ambient listening call session then the floor control interface towards the MCPTT client:

- 1. if the floor is granted to the associated floor participant
 - a. shall forward the "Floor Granted" message to the associated floor participant; and
 - b. shall enter the state 'U: permitted' as specified in the subclause 6.3.5.5.2; and
- 2. if the floor is not granted to the associated floor participant
 - a. shall forward the "Floor Taken" message to the associated floor participant; and
 - b. shall enter the state 'U: not permitted Floor Taken' as specified in the subclause 6.3.5.4.2.

6.3.5.3 State: 'U: not permitted and Floor Idle'

6.3.5.3.1 General

The floor control interface towards the MCPTT client in the floor control server uses this state when the associated floor participant is not permitted to send media.

6.3.5.3.2 Enter state 'U: not permitted and Floor Idle'

When entering this state the floor control interface towards the MCPTT client in the floor control server:

1. if a Track Info field is stored, shall remove the Track Info field from the storage; and
2. shall set the state for the associated floor participant to 'U: not permitted and Floor Idle'.

6.3.5.3.3 Send Floor Taken message (S: Floor Taken)

When a Floor Taken message is received from the floor control server arbitration logic, the floor control interface towards the MCPTT client in the floor control server:

1. shall forward the Floor Taken message to the associated floor participant;
2. may set the first bit in the subtype of the Floor Taken message to '1' (Acknowledgment is required) as described in subclause 8.2.2, and

NOTE: It is an implementation option to handle the receipt of the Floor Ack message and what action to take if the Floor Ack message is not received.

3. shall enter the 'U: not permitted and Floor Taken' state as specified in the subclause 6.3.5.4.2.

6.3.5.3.4 Receive Floor Request message (R: Floor Request)

Upon receiving a Floor Request message from the associated floor participant, the floor control interface towards the MCPTT client in the floor control server:

1. if the session is not a broadcast group call or if the session is a broadcast group call and the associated floor participant is the initiator of the broadcast group call, shall forward the Floor Request message to the floor control server arbitration logic;

NOTE 1: The Floor Request message can contain a Floor Indicator field indicating that the floor request is an attempt to upgrade a group call to a broadcast group call. If the floor control arbitration logic accepts the floor request, the ongoing group call will be upgraded accordingly by the Floor Granted message and, for other participants, by the Floor Taken message.

NOTE 2: Initiating a broadcast group call is done in the application and signalling plane using SIP. Initiating or upgrading a call to an emergency call or an imminent peril call is done in the application and signalling plane using SIP.

2. if the session is a broadcast group call and the associated floor participant is not the initiator of the broadcast group call, shall send a Floor Deny message to the associated floor participant. The Floor Deny message:
 - a. shall include in the Reject Cause field the <Reject Cause> value cause #5 (Receive only);
 - b. may include in the Reject Cause field an additional text string explaining the reason for rejecting the floor request in the <Reject Phrase> value;
 - c. may set the first bit in the subtype of the Floor Deny message to '1' (Acknowledgment is required) as described in subclause 8.2.2; and

NOTE 3: It is an implementation option to handle the receipt of the Floor Ack message and what action to take if the Floor Ack message is not received.

- d. if a group call is a broadcast group call, a system call, an emergency call, an imminent peril call, or a temporary group session, shall include the Floor Indicator field with appropriate indications; and

3. shall remain in the 'U: not permitted and Floor Idle' state.

6.3.5.3.5 Send Floor Grant message (S: Floor Grant)

When a Floor Granted message is received from the floor control arbitration logic in the MCPTT server, the floor control interface towards the MCPTT client in the floor control server:

1. shall forward the Floor Granted messages to the associated floor participant;
2. may set the first bit in the subtype of the Floor Granted message to '1' (Acknowledgment is required) as described in subclause 8.2.2; and

NOTE: It is an implementation option to handle the receipt of the Floor Ack message and what action to take if the Floor Ack message is not received.

3. shall enter the state 'U: permitted' as specified in subclause 6.3.5.5.2.

6.3.5.3.6 Send Floor Deny message (S: Floor Deny)

When a Floor Deny message is received from the floor control arbitration logic in the MCPTT server, the floor control interface towards the MCPTT client in the floor control server:

1. shall forward the Floor Deny messages to the associated floor participant;
2. may set the first bit in the subtype of the Floor Deny message to '1' (Acknowledgment is required) as described in subclause 8.2.2; and

NOTE: It is an implementation option to handle the receipt of the Floor Ack message and what action to take if the Floor Ack message is not received.

3. shall remain in the 'U: not permitted and Floor Idle' state.

6.3.5.3.7 Receive Floor Release message (R: Floor Release)

Upon receiving a Floor Release message from the associated floor participant, the floor control interface towards the MCPTT client in the floor control server:

1. if the first bit in the subtype of the Floor Release message is set to '1' (Acknowledgment is required) as described in subclause 8.2.2, shall send a Floor Ack message. The Floor Ack message:
 - a. shall include the Message Type field set to '4' (Floor Release); and
 - b. shall include the Source field set to '2' (the controlling MCPTT function is the source);
2. shall send a Floor Idle message to the associated floor participant. The Floor Idle message:
 - a. shall include a Message Sequence Number field with a <Message Sequence Number> value increased with 1;
 - b. may set the first bit in the subtype of the Floor Idle message to '1' (Acknowledgment is required) as described in subclause 8.2.2; and

NOTE: It is an implementation option to handle the receipt of the Floor Ack message and what action to take if the Floor Ack message is not received.

- c. if a group call is a broadcast group call, a system call, an emergency call, an imminent peril call, or a temporary group session, shall include the Floor Indicator field with appropriate indications;
3. if a Track Info field is included in the Floor Release message, shall use the topmost <Participant Reference> value and the SSRC in the received Floor Release message to check if the floor participant has a queued floor request;
4. if a no Track Info field is included in the Floor Release message, shall use the SSRC in the received Floor Release message to check if the floor participant has a queued floor request;

5. if the floor participant has a floor request in the queue, shall remove the queued floor request from the queue; and
6. shall remain in the state 'U: not permitted and Floor Idle' state.

6.3.5.3.8 Receive RTP media packets (R: media)

Upon receiving an indication from the network media interface that RTP media packets are received with payload from the associated floor participant and if Floor Release message was received in the previous 'U: permitted' state, the floor control interface towards the MCPTT client in the floor control server:

NOTE: Reception of unauthorized RTP media packets can only happen if the associated floor participant is in an MCPTT client. If the associated floor participant is a floor control server interface in a non-controlling MCPTT function of an MCPTT group, the unauthorized RTP media packets are handled in the non-controlling MCPTT function.

1. shall request the network media interface in the MCPTT server to not forward the received RTP media packets to the media distributor in the MCPTT server;
2. shall send a Floor Revoke message to the associated floor participant. The Floor Revoke message:
 - a. shall include the Reject Cause field with the <Reject Cause> value set to #3 (No permission to send a Media Burst); and
 - b. if a group call is a broadcast group call, a system call, an emergency call, an imminent peril call, or a temporary group session, shall include the Floor Indicator field with appropriate indications; and
3. shall enter the 'U: not permitted but sends media' state as specified in the subclause 6.3.5.7.2.

6.3.5.3.9 Receive an implicit floor request (R: Implicit floor request)

When an ongoing session is upgraded to an emergency group call and when the application and signalling plane indicates that a subsequent SDP offer included the "mc_implicit_request" fntp attribute as described in clause 14, the floor control interface towards the MCPTT client in the floor control server:

1. shall indicate to the floor control server arbitration logic that an implicit floor request is received due to an upgrade to an emergency group call; and
2. shall remain in the 'U: not permitted and Floor Idle' state.

6.3.5.3.10 Send Floor Idle message (S: Floor Idle)

When receiving a Floor Idle message from the floor control server arbitration logic in the MCPTT server, the floor control interface towards the MCPTT client in the floor control server:

1. shall forward the Floor Idle message to the associated floor participant;
2. may set the first bit in the subtype of the Floor Idle message to '1' (Acknowledgment is required) as described in subclause 8.2.2; and

NOTE: It is an implementation option to handle the receipt of the Floor Ack message and what action to take if the Floor Ack message is not received.

3. shall remain in the 'U: not permitted and Floor Idle' state.

6.3.5.4 State 'U: not permitted and Floor Taken'

6.3.5.4.1 General

The floor control interface towards the MCPTT client in the floor control server uses this state when another MCPTT client (i.e. not the associated floor participant) has been given permission to send media.

In this state RTP media packets received from the media distributor in the MCPTT server are forwarded to the associated floor participant by the network media interface in the MCPTT server.

6.3.5.4.2 Enter state 'U: not permitted and Floor Taken'

When entering this state the floor control server:

1. if a Track Info field is stored, shall remove the Track Info field from the storage; and
2. shall set the state to 'U: not permitted and Floor Taken'.

6.3.5.4.3 Send Floor Idle message (S: Floor Idle)

When receiving a Floor Idle message from the floor control server arbitration logic in the MCPTT server, the floor control interface towards the MCPTT client in the floor control server:

1. shall forward the Floor Idle message to the associated floor participant;
2. may set the first bit in the subtype of the Floor Idle message to '1' (Acknowledgment is required) as described in subclause 8.2.2;

NOTE: It is an implementation option to handle the receipt of the Floor Ack message and what action to take if the Floor Ack message is not received.

3. if an indication is stored that the participant is listening to media from two sources, i.e. dual floor control is applied,
 - a. shall remain in the 'U: not permitted and Floor Taken' state; and
 - b. shall remove the indication that a participant is listening to media from two sources; and
4. if an indication for dual floor control is not stored, shall enter the 'U: not permitted and Floor Idle' state as specified in the subclause 6.3.5.3.2.

6.3.5.4.4 Receive Floor Request message (R: Floor Request)

Upon receiving a Floor Request message from the associated floor participant, if the group is configured for audio cut-in floor control, the floor control interface towards the MCPTT client in the floor control server:

1. shall forward the Floor Request message to the floor control server arbitration logic; and
2. shall remain in the 'U: not permitted and Floor Taken' state.

Upon receiving a Floor Request message from the associated floor participant, if the group is configured for multi-talker floor control, if the number of granted floor participants is below the configured maximum; and the MCPTT ID of the associated floor participants is in the list of allowed configured multi-talkers, the floor control interface towards the MCPTT client in the floor control server:

1. shall forward the Floor Request message to the floor control server arbitration logic; and
2. shall remain in the 'U: not permitted and Floor Taken' state.

If the group is not configured for multi-talker floor control, upon receiving a Floor Request message, without a Floor Indicator field or with the Floor Indicator field included where the D-bit (Emergency call) and the E-bit (Imminent peril call) are set to '0', from the associated floor participant, and if the MCPTT client did not negotiate queueing of floor requests or did not include a priority in the "mc_priority" fntp attribute as specified in clause 14, the floor control interface towards the MCPTT client in the floor control server:

1. shall send a Floor Deny message to the associated floor participant. The Floor Deny message:
 - a. shall include in the Reject Cause field the <Reject Cause> value cause #1 (Another MCPTT client has permission);
 - b. may include in the Reject Cause field an additional text string explaining the reason for rejecting the floor request in the <Reject Phrase> value;

- c. if the Floor Request included a Track Info field, shall include the received Track Info field; and
 - d. if a group call is a broadcast group call, a system call, an emergency call, an imminent peril call, or a temporary group session, shall include the Floor Indicator field with appropriate indications;
2. may set the first bit in the subtype of the Floor Deny message to '1' (Acknowledgment is required) as described in subclause 8.2.2; and

NOTE 1: It is an implementation option to handle the receipt of the Floor Ack message and what action to take if the Floor Ack message is not received.

- 3. shall remain in the 'U: not permitted and Floor Taken' state.

Upon receiving a Floor Request message from the associated floor participant and the session is a broadcast group call or an ambient listening call, the floor control interface towards the MCPTT client in the floor control server:

- 1. shall send a Floor Deny message to the associated floor participant. The Floor Deny message:
 - a. shall include in the Reject Cause field the <Reject Cause> value cause #5 (Receive only);
 - b. may include in the Reject Cause field an additional text string explaining the reason for rejecting the floor request in the <Reject Phrase> value; and
 - c. if a group call is a broadcast group call, a system call, an emergency call, an imminent peril call, or a temporary group session, shall include the Floor Indicator field with appropriate indications;
- 2. may set the first bit in the subtype of the Floor Deny message to '1' (Acknowledgment is required) as described in subclause 8.2.2; and

NOTE 2: It is an implementation option to handle the receipt of the Floor Ack message and what action to take if the Floor Ack message is not received.

- 3. shall remain in the 'U: not permitted and Floor Taken' state.

Upon receiving a Floor Request message from the associated floor participant and if the MCPTT client negotiated support of queueing of floor requests or included a floor priority in the "mc_priority" or both as described in specified in clause 14 and according to local policy, the floor control interface towards the MCPTT client in the floor control server:

NOTE 3: In case the group is configured for multi-talker floor control, then the following steps are only carried out in case the maximum number of allowed talkers is reached.

- 1. shall determine the effective priority level as described in subclause 4.1.1.4 by using the following parameters:
 - a. the floor priority shall be:
 - i. the lower of the floor priority included in Floor Request message and the negotiated maximum floor priority that the MCPTT client is permitted to request, if the MCPTT client negotiated floor priority "mc_priority" and floor priority is included in the Floor Request message;
 - ii. the receive only floor priority, if the MCPTT client negotiated floor priority in the "mc_priority" fmp attribute and if the negotiated maximum floor priority that the MCPTT client is permitted to request is "receive only";
 - iii. the default priority, if the MCPTT client negotiated floor priority in the "mc_priority" fmp attribute, if the negotiated maximum floor priority that the MCPTT client is permitted to request is not receive only and if the floor priority is not included in the Floor Request message; and
 - iv. the default priority, if the MCPTT client did not negotiate floor priority in the "mc_priority" fmp attribute; and
 - b. the type of the call shall be
 - i. if the Floor Indicator field is included in the message and the D-bit (Emergency call bit) is set to '1', determined to be an emergency call;
 - ii. if the Floor Indicator field is included in the message and the E-bit (Imminent peril call) is set to '1', determined to be an imminent peril call; and

- iii. if the Floor Indicator field is not included in the message or the Floor Indicator field is included and neither the D-bit (Emergency call bit) nor the E-bit (Imminent peril call) is set to '1', determined to be a normal call;
2. if the effective priority is "receive only", the floor control interface towards the MCPTT client in the floor control server:
 - a. shall send a Floor Deny message to the floor participant. The Floor Deny message:
 - i. shall include in the Reject Cause field the <Reject Cause> value cause #5 (Receive only) ;
 - ii. may include in the Reject Cause field an additional text string explaining the reason for rejecting the floor request in the <Reject Phrase> value;
 - iii. if the Floor Request included a Track Info field, shall include the received Track Info field; and
 - iv. if a group call is a broadcast group call, a system call, an emergency call, an imminent peril call, or a temporary group session, shall include the Floor Indicator field with appropriate indications; and
 - b. shall remain in the 'U: not permitted and Floor Taken' state;
 3. if
 - a. a Track Info field is included in the Floor Request message, shall use the topmost <Participant Reference> value and the SSRC in the received Floor Request message to check if the floor participant has a queued floor request; or
 - b. a Track Info field is not included in the Floor Request message, shall use the SSRC in the received Floor Request message to check if the floor participant has a queued floor request;
 4. if the floor participant already has a queued floor request with the same effective priority level, the floor control interface towards the MCPTT client in the floor control server:
 - a. shall send a Floor Queue Position Info message to the requesting MCPTT client, if the MCPTT client negotiated support of queueing of floor requests as specified in clause 14. The Floor Queue Position Info message:
 - i. shall include the queue position and floor priority in the Queue Info field;
 - ii. if the Floor Request included a Track Info field, shall include the received Track Info field; and
 - iii. if a group call is a broadcast group call, a system call, an emergency call, an imminent peril call, or a temporary group session, shall include the Floor Indicator field with appropriate indications; and
 - b. shall remain in the 'U: not permitted and Floor Taken' state
 5. if the effective priority level is pre-emptive and there are no other pre-emptive requests in the active floor request queue and the effective priority level of the current MCPTT client with permission to send a media is not the pre-emptive priority, the floor control interface towards the MCPTT client in the floor control server:
 - a. shall forward the Floor Request message to the floor control server arbitration logic indicating that a Floor Request message with pre-emptive priority is received; and
 - b. shall remain in the 'U: not permitted and Floor Taken' state

NOTE 4: The Floor control server arbitration logic initiates revoking the permission to send media towards the current MCPTT client with the permission to send media as specified in the subclause 6.3.4.4.7;

6. if the MCPTT client did not negotiate support of queueing of floor requests as specified in clause 14, the effective priority level is pre-emptive and either other pre-emptive request is queued or the effective priority level of the current MCPTT client with permission to send a media is the pre-emptive priority, the floor control interface towards the MCPTT client in the floor control server:
 - a. shall send a Floor Deny message to the associated floor participant. The Floor Deny message:
 - i. shall include in the Reject Cause field the <Reject Cause> value cause #1 (Another MCPTT client has permission);

- ii. may include in the Reject Cause field an additional text string explaining the reason for rejecting the floor request in the <Reject Phrase> value;
 - iii. if the Floor Request included a Track Info field, shall include the received Track Info field; and
 - iv. if a group call is a broadcast group call, a system call, an emergency call, an imminent peril call, or a temporary group session, shall include the Floor Indicator field with appropriate indications; and
- b. shall remain in the 'U: not permitted and Floor Taken' state;
7. if the MCPTT client did not negotiate "queueing" and the effective priority level is not pre-emptive, the floor control interface towards the MCPTT client in the floor control server:
- a. shall send a Floor Deny message to the associated floor participant. The Floor Deny message:
 - i. shall include in the Reject Cause field the <Reject Cause> value cause #1 (Another MCPTT client has permission);
 - ii. may include in the Reject Cause field an additional text string explaining the reason for rejecting the floor request in the <Reject Phrase> value;
 - iii. if the Floor Request included a Track Info field, shall include the received Track Info field; and
 - iv. if a group call is a broadcast group call, a system call, an emergency call, an imminent peril call, or a temporary group session, shall include the Floor Indicator field with appropriate indications; and
 - b. shall remain in the 'U: not permitted and Floor Taken' state; and
8. if the MCPTT client negotiated support of queueing of floor requests as specified in clause 14 and the effective priority level is not pre-emptive, the floor control interface towards the MCPTT client in the floor control server:
- a. shall insert the MCPTT client into the active floor request queue, if not inserted yet, or update the position of the MCPTT client in the active floor request queue, if already inserted, to the position immediately following all queued requests at the same effective priority level;
 - b. the floor control server shall send a Floor Queue Position Info message to the floor participant. The Floor Queue Position Info message:
 - i. shall include the queue position and floor priority in the Queue Info field;
 - ii. if the Floor Request included a Track Info field, shall include the received Track Info field; and
 - iii. if a group call is a broadcast group call, a system call, an emergency call, an imminent peril call, or a temporary group session, shall include the Floor Indicator field with appropriate indications;
 - c. shall remain in the 'U: not permitted and Floor Taken' state; and
 - d. may set the first bit in the subtype of the Floor Queue Position message to '1' (Acknowledgment is required) as described in subclause 8.2.2.

NOTE 5: It is an implementation option to handle the receipt of the Floor Ack message and what action to take if the Floor Ack message is not received.

6.3.5.4.5 Receive Floor Release message (R: Floor Release)

Upon receiving a Floor Release message from the associated floor participant and if the MCPTT client did not negotiate support of queueing of floor requests or included a floor priority in the "mc_priority" fntp attribute as specified in clause 14, the floor control interface towards the MCPTT client in the floor control server:

- 1. if the first bit in the subtype of the Floor Release message is set to '1' (Acknowledgment is required) as described in subclause 8.2.2, shall send a Floor Ack message. The Floor Ack message:
 - a. shall include the Message Type field set to '4' (Floor Release); and
 - b. shall include the Source field set to '2' (the controlling MCPTT function is the source);

2. shall send a Floor Taken message to the associated floor participant. The Floor Taken message:
 - a. shall include the granted MCPTT user's MCPTT ID in the Granted Party's Identity field and may include the functional alias of the granted MCPTT user in the Functional Alias field, if privacy is not requested;
 - b. shall include a Message Sequence Number field with a <Message Sequence Number> value increased with 1;
 - c. shall include the Permission to Request the floor field set to '0', if the floor participants are not allowed to request the floor;
 - d. if the Floor Release message included a Track Info field, shall include the received Track Info field;
 - e. may set the first bit in the subtype of the Floor Taken message to '1' (Acknowledgment is required) as described in subclause 8.2.2; and

NOTE 1: It is an implementation option to handle the receipt of the Floor Ack message and what action to take if the Floor Ack message is not received.

- f. if a group call is a broadcast group call, a system call, an emergency call, an imminent peril call, or a temporary group session, shall include the Floor Indicator field with appropriate indications; and
3. shall remain in the 'U: not permitted and Floor Taken' state.

Upon receiving a Floor Release message from the associated floor participant and if the MCPTT client negotiated support of queueing of floor requests as specified in clause 14, the floor control interface towards the MCPTT client in the floor control server:

1. if the first bit in the subtype of the Floor Release message is set to '1' (Acknowledgment is required) as described in subclause 8.2.2, shall send a Floor Ack message. The Floor Ack message:
 - a. shall include the Message Type field set to '4' (Floor Release); and
 - b. shall include the Source field set to '2' (the controlling MCPTT function is the source);
2. if
 - a. a Track Info field is included in the Floor Release message, shall use the topmost <Participant Reference> value and the SSRC in the received Floor Release message to check if the floor participant has a queued floor request; or
 - b. if a Track Info field is not included in the Floor Release message, shall use the SSRC in the received Floor Release message to check if the floor participant has a queued floor request;
3. shall remove the MCPTT client from the active floor request queue, if the MCPTT client was in the active floor request queue;
4. shall send a Floor Taken message to the associated floor participant. The Floor Taken message:
 - a. shall include the granted MCPTT user's MCPTT ID in the Granted Party's Identity field and may include the functional alias of the granted MCPTT user in the Functional Alias field, if privacy is not requested;
 - b. if the session is a broadcast group call, shall include the Permission to Request the floor field set to '0';
 - c. if the session is not a broadcast group call, may include the Permission to Request the floor field set to '1';
 - d. if a Track Info field is included in the Floor Release message, shall include the received Track Info field;
 - e. shall include a Message Sequence Number field with a <Message Sequence Number> value increased with 1; and
 - f. if a group call is a broadcast group call, a system call, an emergency call, an imminent peril call, or a temporary group session, shall include the Floor Indicator field with appropriate indications;
5. may set the first bit in the subtype of the Floor Taken message is set to '1' (Acknowledgment is required) as described in subclause 8.2.2; and

NOTE 2: It is an implementation option to handle the receipt of the Floor Ack message and what action to take if the Floor Ack message is not received.

6. shall remain in the 'U: not permitted and Floor Taken' state.

6.3.5.4.6 Receive RTP media packets (R: media)

Upon receiving an indication from the network media interface in the MCPTT server that RTP media packets with payload are received from the associated floor participant, the floor control interface towards the MCPTT client in the floor control server:

NOTE: Reception of unauthorized RTP media packets can only happen if the associated floor participant is in an MCPTT client. If the associated floor participant is a floor control server interface in a non-controlling MCPTT function of an MCPTT group, the unauthorized RTP media packets are handled in the non-controlling MCPTT function.

1. shall request the network media interface to not forward the RTP media packets to the media distributor in the MCPTT server;
2. shall send a Floor Revoke message to the associated floor participant. The Floor Revoke message:
 - a. shall include the Reject Cause field with the Reject Cause value set to #3 (No permission to send a Media Burst); and
 - b. if a group call is a broadcast group call, a system call, an emergency call, an imminent peril call, or a temporary group session, shall include the Floor Indicator field with appropriate indications; and
3. shall enter the 'U: not permitted but sends media' state as specified in the subclause 6.3.5.7.2.

6.3.5.4.7 Send Floor Queue Position Info message (R: Floor Queue Position Request)

Upon receiving a Floor Queue Position Request message from the associated floor participant, the floor control interface towards the MCPTT client in the floor control server:

1. shall send the Floor Queue Position Info message. The Floor Queue Position Info message:
 - a. shall include the queue position and floor priority in the Queue Info field;
 - b. if a Track Info field is included in the Floor Queue Position Info message, shall include the received Track Info field;
 - c. may include the first bit in the subtype of the Floor Queue Position Info message set to '1' (Acknowledgment is required) as described in subclause 8.2.2; and

NOTE: It is an implementation option to handle the receipt of the Floor Ack message and what action to take if the Floor Ack message is not received.

- d. if a group call is a broadcast group call, a system call, an emergency call, an imminent peril call, or a temporary group session, shall include the Floor Indicator field with appropriate indications; and
3. shall remain in the 'U: not permitted and Floor Taken' state.

6.3.5.4.8 Receive an implicit floor request (R: Implicit floor request)

When an ongoing session is upgraded to an emergency group call and when the application and signalling plane indicates that a subsequent SDP offer included the "mc_implicit_request" fntp attribute as specified in clause 14, the floor control interface towards the MCPTT client in the floor control server:

1. shall indicate to the floor control server arbitration logic that an implicit floor request is received due to an upgrade to an emergency group call; and
2. shall remain in the 'U: not permitted and Floor Taken' state.

6.3.5.4.9 Send Floor Granted message (S: Floor Granted)

When a Floor Granted message is received from the floor control arbitration logic in the MCPTT server, the floor control interface towards the MCPTT client in the floor control server:

1. shall forward the Floor Granted messages to the associated floor participant;
2. may set the first bit in the subtype of the Floor Granted message to '1' (Acknowledgment is required) as described in subclause 8.2.2;

NOTE 1: It is an implementation option to handle the receipt of the Floor Ack message and what action to take if the Floor Ack message is not received.

3. if the G-bit in the Floor Indicator is set to '1' (Dual floor) shall store an indication that the participant is overriding without revoke; and

NOTE 2: The G-bit in the Floor Indicator is set to '1' as specified in subclause 6.3.6.3.2.

4. shall enter the state 'U: permitted' as specified in subclause 6.3.5.5.2.

6.3.5.4.10 Send Floor Taken message (S: Floor Taken)

When a Floor Taken message is received from the floor control arbitration logic in the MCPTT server, if the G-bit in the Floor Indicator is set to '1' (Dual floor) the floor control interface towards the MCPTT client in the floor control server:

1. shall forward the Floor Taken message to the associated floor participant;
2. may set the first bit in the subtype of the Floor Taken message to '1' (Acknowledgment is required) as described in subclause 8.2.2;

NOTE: It is an implementation option to handle the receipt of the Floor Ack message and what action to take if the Floor Ack message is not received.

3. shall store an indication that the participant is listening to media from two sources; and
4. shall remain in the 'U: not permitted and Floor Taken' state.

When a Floor Taken message is received from the floor control arbitration logic in the MCPTT server, if the I-bit in the Floor Indicator is set to '1' (multi-talker) the floor control interface towards the MCPTT client in the floor control server:

1. shall forward the Floor Taken message to the associated floor participant;
2. shall store an indication that the participant is listening to media from more than one source; and
3. shall remain in the 'U: not permitted and Floor Taken' state.

6.3.5.4.11 Send Floor Release Multi Talker message (S: Floor Release Multi Talker)

When a Floor Release Multi Talker message is received from the floor control arbitration logic in the MCPTT server, the floor control interface towards the MCPTT client in the floor control server:

1. shall forward the Floor Release Multi Talker message to the associated floor participant; and
2. shall remain in the 'U: not permitted and Floor Taken' state.

6.3.5.5 State: 'U: permitted'

6.3.5.5.1 General

The floor control interface towards the MCPTT client in the floor control server uses this state when the associated floor participant has been given permission to send media.

6.3.5.5.2 Enter state 'U: permitted'

When entering this state the floor control interface towards the MCPTT client in the floor control server:

1. shall set the state for the associated floor participant to 'U: permitted'.

6.3.5.5.3 Receive Floor Release message (R: Floor Release)

Upon receiving a Floor Release message from the associated floor participant, the floor control interface towards the MCPTT client in the floor control server:

1. if the first bit in the subtype of the Floor Release message is set to '1' (Acknowledgment is required) as described in subclause 8.2.2, shall send a Floor Ack message. The Floor Ack message:
 - a. shall include the Message Type field set to '4' (Floor Release); and
 - b. shall include the Source field set to '2' (the controlling MCPTT function is the source);
2. if an indication that the participant is overriding without revoke is stored,
 - a. shall forward the Floor Release message to the 'dual floor control operation' state machine of the floor control arbitration logic in the MCPTT server with the first bit in the subtype of the Floor Release message set to '0' (Acknowledgment is not required), if not already set;
 - b. shall remove the indication that the participant is overriding without revoke; and
 - c. shall enter the 'U: not permitted and Floor Taken' state as specified in the subclause 6.3.5.4.2;
3. if an indication that the participant is overridden without revoke is stored,
 - a. shall forward the Floor Release message to the general floor control operation state machine of the floor control arbitration logic in the MCPTT server with the first bit in the subtype of the Floor Release message set to '0' (Acknowledgment is not required), if not already set;
 - b. shall remove the indication that the participant is overridden without revoke; and
 - c. shall enter the 'U: not permitted and Floor Taken' state as specified in the subclause 6.3.5.4.2; and
4. if no indication is stored:
 - a. shall forward the Floor Release message to the general floor control operation state machine of the floor control arbitration logic in the MCPTT server with the first bit in the subtype of the Floor Release message set to '0' (Acknowledgment is not required), if not already set; and
 - b. shall remain in the 'U: permitted' state.

6.3.5.5.4 Send Floor Idle message (S: Floor Idle)

Upon receiving the Floor Idle message from the floor control server arbitration logic in the MCPTT server, the floor control interface towards the MCPTT client in the floor control server:

1. if the G-bit in the Floor Indicator is set to '1' (Dual Floor) and an indication that the participant is overridden without revoke is stored
 - a. shall send Floor Idle message to the associated floor participant;
 - b. shall remove the indication that a participant is overridden without revoke; and
 - c. shall remain in 'U: permitted state';
2. if no indication is stored shall enter the 'U: not permitted and Floor Idle' state as specified in the subclause 6.3.5.3.2; and
3. if an indication that the participant is overriding without revoke is stored
 - a. shall send Floor Idle message to the associated floor participant;

- b. shall remove the indication that a participant is overriding without revoke; and
- c. shall remain in 'U: permitted state'.

6.3.5.5.5 Send Floor Revoke message (S: Floor Revoke)

When receiving the Floor Revoke message from the floor control server arbitration logic in the MCPTT server, the floor control interface towards the MCPTT client in the floor control server:

1. shall forward the Floor Revoke message to the floor participant;
2. if the Floor Revoke message includes the Track Info field, shall store the Track Info field; and
3. shall enter the state 'U pending Floor Revoke' as specified in the subclause 6.3.5.6.2.

6.3.5.5.6 Receive RTP media packets (R: media)

Upon receiving an indication from the network media interface in the MCPTT server that RTP media packets with payload are received from the associated floor participant, the floor control interface towards the MCPTT client in the floor control server:

1. if an indication that the participant is overriding without revoke is not stored,
 - a. shall request the network media interface in the MCPTT server to forward RTP media packets to the media distributor in the MCPTT server.

6.3.5.5.7 Receive Floor Request message (R: Floor Request)

Upon receiving a Floor Request message from the associated floor participant, the floor control interface towards the MCPTT client in the floor control server:

1. shall forward the Floor Request message to the floor control server arbitration logic in the MCPTT server; and
 - b. shall instruct the media distributor to act as in subclause 6.3.4.4.5.
2. if an indication that the participant is overriding without revoke is stored,
 - a. shall request the network media interface in the MCPTT server to forward RTP media packets to the media distributor in the MCPTT server; and
 - b. shall instruct the media distributor to act as in subclause 6.3.6.3.5; and
3. shall remain in the 'U: permitted' state.

6.3.5.5.8 Send RTP Media (S: media)

When RTP packets are received from the media distributor, the floor control interface towards the MCPTT client in the floor control server:

1. shall forward the RTP packet to the associated floor participant if the indication that the participant is overridden without revoke is stored;
2. shall forward the RTP packet to the associated floor participant if the indication that the participant is overriding without revoke is stored; and
3. shall remain in the 'U: permitted' state.

6.3.5.5.9 Send Floor Taken message (S: Floor Taken)

When receiving the Floor Taken message from the floor control server arbitration logic in the MCPTT server with the G-bit in the Floor Indicator set to '1' (Dual Floor), the floor control interface towards the MCPTT client in the floor control server:

1. shall send the Floor Taken message to the associated floor participant;

2. shall store an indication that the participant is overridden without revoke; and
3. shall remain in the 'U: permitted' state.

When receiving the Floor Taken message from the floor control server arbitration logic in the MCPTT server with the G-bit in the Floor Indicator set to '0' (Not dual floor), the floor control interface towards the MCPTT client in the floor control server:

1. shall send the Floor Taken message to the associated floor participant; and
2. shall enter the 'U: not permitted and Floor Taken' state as specified in the subclause 6.3.5.4.2.

When receiving the Floor Taken message from the floor control server arbitration logic in the MCPTT server with the I-bit in the Floor Indicator set to '1' (multi-talker), the floor control interface towards the MCPTT client in the floor control server:

1. shall send the Floor Taken message to the associated floor participant;
2. shall store an indication that the participant is listening to media from more than one source; and
3. shall remain in the 'U: permitted' state.

6.3.5.5.10 Send Floor Release Multi Talker message (S: Floor Release Multi Talker)

When a Floor Release Multi Talker message is received from the floor control arbitration logic in the MCPTT server, the floor control interface towards the MCPTT client in the floor control server:

1. shall forward the Floor Release Multi Talker message to the associated floor participant; and
2. shall remain in the 'U: permitted' state.

6.3.5.6 State: 'U: pending Floor Revoke'

6.3.5.6.1 General

The floor control interface towards the MCPTT client in the floor control server uses this state during the grace period after sending the Floor Revoke message.

In this state timer T8 (Floor Revoke) is running.

6.3.5.6.2 Enter state 'U pending Floor Revoke'

When entering this state the floor control interface towards the MCPTT client in the floor control server:

1. shall start timer T8 (Floor Revoke); and
2. shall enter the state 'U: pending Floor Revoke'.

6.3.5.6.3 Timer T8 (media Revoke) expired

On expiry of timer T8 (Floor Revoke) the floor control interface towards the MCPTT client in the floor control server:

1. shall retransmit the Floor Revoke message to the associated floor participant. The Floor Revoke message:
 - a. shall include the same Rejection Cause field and the same Floor Indicator field as in the previous sent Floor Revoke message;
2. shall start timer T8 (Floor Revoke); and
3. shall remain in the 'U: pending Floor Revoke' state.

NOTE: The number of times the floor control server retransmits the Floor Revoke message and the action to take when the floor control server gives up is an implementation option. However, it is recommended that the MCPTT client is disconnected from the MCPTT call when the floor control server gives up.

6.3.5.6.4 Receive RTP media packets (R: media)

Upon receiving an RTP media packet with payload from the associated floor participant, the floor control interface towards the MCPTT client in the floor control server:

1. shall forward RTP media packets to the media distributor; and
2. shall remain in the 'U: pending Floor Revoke' state.

6.3.5.6.5 Receive Floor Release message (R: Floor Release)

Upon receiving a Floor Release message from the associated floor participant, the floor control interface towards the MCPTT client in the floor control server:

1. if the first bit in the subtype of the Floor Release message is set to '1' (Acknowledgment is required) as described in subclause 8.2.2, shall send a Floor Ack message. The Floor Ack message:
 - a. shall include the Message Type field set to '4' (Floor Release); and
 - b. shall include the Source field set to '2' (the controlling MCPTT function is the source);
2. if the G-bit in the Floor Indicator is set to '1' (Dual floor):
 - a. if the state in the 'general floor control operation' state machine is 'G: Taken':
 - i. shall send a Floor Taken message to the associated floor participant. The Floor Taken message:
 - A. shall include the granted MCPTT user's MCPTT ID in the Granted Party's Identity field of the permitted MCPTT client and may include the functional alias of the granted MCPTT user in the Functional Alias field, if privacy is not requested; and
 - B. if a group call is a broadcast group call, a system call, an emergency call, an imminent peril call, or a temporary group session, shall include the Floor Indicator field with appropriate indications; and
 - ii. shall enter the 'U: not permitted and Floor Taken' state as specified in the subclause 6.3.5.4.2; and
 - b. if the state in the 'general floor control operation' state machine is 'G: Idle':
 - i. shall send a Floor Idle message to the associated floor participant;
 - ii. if a group call is a broadcast group call, a system call, an emergency call, an imminent peril call, or a temporary group session, shall include the Floor Indicator field with appropriate indications; and
 - iii. shall enter the 'U: not permitted and Floor Idle' state as specified in the subclause 6.3.5.3.2; and
3. if the G-bit in the Floor Indicator is set to '0':
 - a. shall forward the Floor Release message to the floor control server arbitration logic; and
 - b. shall remain in the state 'U: pending Floor Revoke'.

6.3.5.6.6 Send Floor Idle message (S: Floor Idle)

Upon receiving a Floor Idle message from the floor control server arbitration logic in the MCPTT server, the floor control interface towards the MCPTT client in the floor control server:

NOTE 1: The Floor Idle message is sent when timer T3 (Stop talking grace) expires and when timer T1 (End of RTP media) expires and when there are no queued floor requests.

1. shall send the Floor Idle message to the associated floor participant;
2. may set the first bit in the subtype of the Floor Idle message to '1' (Acknowledgment is required) as described in subclause 8.2.2; and

NOTE 2: It is an implementation option to handle the receipt of the Floor Ack message and what action to take if the Floor Ack message is not received.

3. shall enter the 'U: not permitted and Floor Idle' state as specified in the subclause 6.3.5.3.2.

6.3.5.6.7 Send Floor Taken message (S: Floor Taken)

Upon receiving a Floor Taken message from the floor control server arbitration logic in the MCPTT server, the floor control interface towards the MCPTT client in the floor control server:

NOTE 1: The Floor Taken message is sent when timer T3 (Stop talking grace) expires or when timer T1 (End of RTP media) expires and if there are queued floor requests.

1. shall send the Floor Taken message to the associated floor participant;
2. may set the first bit in the subtype of the Floor Taken message to '1' (Acknowledgment is required) as described in subclause 8.2.2; and

NOTE 2: It is an implementation option to handle the receipt of the Floor Ack message and what action to take if the Floor Ack message is not received.

3. shall enter the 'U: not permitted and Floor Taken' state as specified in the subclause 6.3.5.3.2.

6.3.5.6.8 Send Floor Release Multi Talker message (S: Floor Release Multi Talker)

When a Floor Release Multi Talker message is received from the floor control arbitration logic in the MCPTT server, the floor control interface towards the MCPTT client in the floor control server:

1. shall forward the Floor Release Multi Talker message to the associated floor participant; and
2. shall remain in the 'U: pending Floor Revoke' state.

6.3.5.7 State 'U: not permitted but sends media'

6.3.5.7.1 General

The floor control interface towards the MCPTT client in the floor control server uses this state when it receives RTP media packets from the MCPTT client and the MCPTT client is not permitted to send media.

Timer T8 (Floor Revoke) is running in this state.

6.3.5.7.2 Enter state 'U: not permitted but sends media'

When entering this state the floor control interface towards the MCPTT client in the floor control server:

1. shall start timer T8 (Floor Revoke); and
2. shall enter the state 'U: not permitted but sends media'.

In this state the floor control interface towards the MCPTT client in the floor control server:

1. shall not request the network media interface in the MCPTT server to forward RTP media packets from the MCPTT client to the media distributor in the MCPTT server.

6.3.5.7.3 Timer T8 (Floor Revoke) expired

On expiry of timer T8 (Floor Revoke), the floor control interface towards the MCPTT client in the floor control server:

1. shall send a Floor Revoke message to the associated floor participant. The Floor Revoke message:
 - a. shall include in the Rejection Cause field the <Rejection Cause> value set to #3 (No permission to send a Media Burst); and
 - b. if a group call is a broadcast group call, a system call, an emergency call, an imminent peril call, or a temporary group session, shall include the Floor Indicator field with appropriate indications;
2. shall restart timer T8 (Floor Revoke); and

3. shall remain in the 'U: not permitted but sends media' state.

NOTE: The number of times the floor control server retransmits the Floor Revoke message and the action to take when the floor control server gives up is an implementation option. However, the recommended action is that the MCPTT client is disconnected from the MCPTT call.

6.3.5.7.4 Receive Floor Release message (R: Floor Release)

Upon receiving a Floor Release message, the floor control interface towards the MCPTT client in the floor control server:

1. if the first bit in the subtype of the Floor Release message is set to '1' (Acknowledgment is required) as described in subclause 8.2.2, shall send a Floor Ack message. The Floor Ack message:
 - a. shall include the Message Type field set to '4' (Floor Release); and
 - b. shall include the Source field set to '2' (the controlling MCPTT function is the source);
2. if the general state is 'G: Floor Idle', the floor control interface towards the MCPTT client in the floor control server:
 - a. shall send the Floor Idle message. The Floor Idle message:
 - i. shall include a Message Sequence Number field with a Message Sequence Number value increased with 1; and
 - ii. if a group call is a broadcast group call, a system call, an emergency call, an imminent peril call, or a temporary group session, shall include the Floor Indicator field with appropriate indications; and
 - b. shall enter the 'U: not permitted and Floor Idle' state as specified in the subclause 6.3.5.3.2; and
3. if the general state is 'G: Floor Taken', the floor control interface towards the MCPTT client in the floor control server:
 - a. shall send a Floor Taken message. The Floor Taken message:
 - i. shall include the granted MCPTT user's MCPTT ID in the Granted Party's Identity field and may include the functional alias of the granted MCPTT user in the Functional Alias field, if privacy is not requested;
 - ii. if the session is a broadcast group call, shall include the Permission to Request the floor field set to '0';
 - iii. if the session is not a broadcast group call, may include the Permission to Request the floor field set to '1';
 - iv. may include the first bit in the subtype of the Floor Taken message set to '1' (Acknowledgment is required) as described in subclause 8.2.2; and

NOTE: It is an implementation option to handle the receipt of the Floor Ack message and what action to take if the Floor Ack message is not received.

- v. if a group call is a broadcast group call, a system call, an emergency call, an imminent peril call, or a temporary group session, shall include the Floor Indicator field with appropriate indications; and
- c. shall enter the 'U: not permitted and Floor Taken' state as specified in the subclause 6.3.5.4.2.

6.3.5.7.5 Send Floor Taken message (S: Floor Taken)

When receiving the Floor Taken message from the floor control server arbitration logic in the MCPTT server with the I-bit in the Floor Indicator set to '1' (multi-talker), the floor control interface towards the MCPTT client in the floor control server:

1. shall send the Floor Taken message to the associated floor participant;
2. shall store an indication that the participant is listening to media from more than one source; and
3. shall remain in the 'U: not permitted but sends media' state.

6.3.5.7.6 Send Floor Release Multi Talker message (S: Floor Release Multi Talker)

When a Floor Release Multi Talker message is received from the floor control arbitration logic in the MCPTT server, the floor control interface towards the MCPTT client in the floor control server:

1. shall forward the Floor Release Multi Talker message to the associated floor participant; and
2. shall remain in the 'U: not permitted but sends media' state.

6.3.5.8 In any state

6.3.5.8.1 General

This subclause describes the actions to be taken in all states defined for the basic state diagram with the exception of the 'Start-stop' and 'Releasing' states.

6.3.5.8.2 Receive MCPTT call release – 1

Upon receiving an MCPTT call release step 1 request from the application and signalling plane e.g. when the MCPTT call is going to be released or when the MCPTT client leaves the MCPTT call, the floor control interface towards the MCPTT client in the floor control server:

1. shall stop sending floor control messages to the associated floor participant;
2. shall request the network media interface to stop sending RTP media packets towards to the associated MCPTT client;
3. shall ignore any floor control messages received from the associated floor participant;
4. shall request the network media interface to stop forwarding RTP media packets from the associated MCPTT client to the media distributor in the MCPTT server;
5. shall indicate to the floor control server arbitration logic in the MCPTT server that the MCPTT client has started to disconnect from the MCPTT call; and
6. shall enter the 'Releasing' state.

6.3.5.8.3 Receiving a merging instruction (R: Merge)

Upon receipt of an instruction to merge with another group due to the group regrouping function, the floor control interface towards the MCPTT client:

1. shall create an instance of the 'floor participant interface state transition' as specified in subclause 6.5.5;
2. shall move information associated with the instance used for 'basic floor control operation towards the floor participant' to the 'floor participant interface state transition' state machine;

NOTE: Which information that needs to be moved is an implementation option.

3. shall enter the 'Start-stop' state and terminate the 'basic floor control operation towards the floor participant' state machine associated with this floor participant and this MCPTT call;
4. if the state was 'U: not permitted and Floor Idle', 'U: not permitted Floor Taken', 'U: pending Floor Revoke', 'U: not permitted and initiating' or 'U: not permitted but sends media':
 - a. shall enter the 'P: has no permission' state as specified in subclause 6.5.5; and
 - b. shall perform actions specified in subclause 6.5.5.3; and
5. if the state was 'U: permitted':
 - a. shall enter the 'P: has permission' state; and
 - b. shall perform actions specified in subclause 6.5.5.4.

6.3.5.9 State: 'Releasing'

6.3.5.9.1 General

The floor control interface towards the MCPTT client in the floor control server uses this state while waiting for the application and signalling plane to finalize the release of the MCPTT call or finalizing the removal of the MCPTT client from the MCPTT call.

6.3.5.9.2 Receive MCPTT call release - 2

Upon receiving an MCPTT call release step 2 request from the application and signalling plane, the floor control interface towards the MCPTT client in the floor control server:

1. shall request the network media interface to release all resources associated with this MCPTT client for this MCPTT call; and
2. shall enter the 'Start-stop' state and terminate the 'basic floor control operation towards the floor participant' state machine associated with this floor participant and this MCPTT call.

6.3.5.10 State: 'U: not permitted and initiating'

6.3.5.10.1 General

The floor control interface towards the MCPTT client uses this state when waiting for the floor control arbitration logic to finalize the initialisation of the state machine to be used for a temporary group session.

During this state Floor Request messages can be received from the non-controlling MCPTT function. Any Floor Request message received will be added to the queue according to the priority of the floor request determine as described in subclause 4.1.1.4.

6.3.5.10.2 Enter the 'U: not permitted and initiating' state

The floor control interface towards the MCPTT client:

1. shall set the state for the associated floor participant to 'U: not permitted and Initiating'.

6.3.5.10.3 Send Floor Taken message (S: Floor Taken)

When a Floor Taken message is received from the floor control arbitration logic in the MCPTT server, the floor control interface towards the MCPTT client:

1. shall forward the Floor Taken messages to the associated floor participant;
2. may set the first bit in the subtype of the Floor Taken message to '1' (Acknowledgment is required) as described in subclause 8.2.2; and

NOTE: It is an implementation option to handle the receipt of the Floor Ack message and what action to take if the Floor Ack message is not received.

3. shall enter the state 'U: not permitted and Floor Taken' as specified in subclause 6.3.5.4.2.

6.3.5.10.4 Send Floor Idle message (S: Floor Idle)

When receiving a Floor Idle message from the floor control server arbitration logic in the MCPTT server, the floor control interface towards the MCPTT client:

1. shall forward the Floor Idle message to the associated floor participant;
2. may set the first bit in the subtype of the Floor Idle message to '1' (Acknowledgment is required) as described in subclause 8.2.2; and

NOTE: It is an implementation option to handle the receipt of the Floor Ack message and what action to take if the Floor Ack message is not received.

3. shall enter the 'U: not permitted and Floor Idle' state as specified in the subclause 6.3.5.3.2.

6.3.5.10.5 Receive Floor Request message (R: Floor Request)

Upon receipt of a Floor Request message, the floor control interface towards the MCPTT client:

1. shall determine the effective priority level as described in subclause 4.1.1.4;
2. shall put the Floor Request message in the floor request queue according to the determined effective priority level;
3. if the <Queueing Capability> value in the Track Info field is set to '1' (the floor participant in the MCPTT client supports queueing), shall send a Floor Queue Position Info message to the requesting non-Controlling MCPTT function, The Floor Queue Position Info message:
 - a. shall include the queue position and floor priority in the Queue Info field;
 - b. shall include the received Track Info field; and
 - c. if a group call is a broadcast group call, a system call, an emergency call, an imminent peril call, or a temporary group session, shall include the Floor Indicator field with appropriate indications;
4. if the <Queueing Capability> value in the Track Info field is set to '0' (the floor participant in the MCPTT client does not support queueing), shall send the Floor Deny message. The floor Deny message:

NOTE: A Floor Request from a MCPTT client in a constituent group can be received without the queueing capability if a floor participant in an ongoing constituent MCPTT group request floor while the floor was idle during the merging process.

- a. shall include in the Reject Cause field the <Reject Cause> value cause '1' (Another MCPTT client has permission);
 - b. shall include the received Track Info field; and
 - c. if a group call is a broadcast group call, a system call, an emergency call, an imminent peril call, or a temporary group session, shall include the Floor Indicator field with appropriate indications; and
5. shall remain in the 'U: not permitted and initiating' state.

6.3.5.10.6 Send Floor Granted message (S: Floor Granted)

When a Floor Granted message is received from the floor control arbitration logic, the floor control interface towards the MCPTT client:

1. shall forward the Floor Granted messages to the associated floor participant;
2. may set the first bit in the subtype of the Floor Granted message to '1' (Acknowledgment is required) as described in subclause 8.2.2; and

NOTE: It is an implementation option to handle the receipt of the Floor Ack message and what action to take if the Floor Ack message is not received.

3. shall enter the state 'U: permitted' as specified in subclause 6.3.5.5.2.

6.3.5.10.7 Receive a Floor Release message (S: Floor Release)

Upon receiving a Floor Release message from the associated floor participant, the floor control interface towards the MCPTT client:

1. if the first bit in the subtype of the Floor Release message is set to '1' (Acknowledgment is required) as described in subclause 8.2.2, shall send a Floor Ack message. The Floor Ack message:

- a. shall include the Message Type field set to '4' (Floor Release); and
 - b. shall include the Source field set to '2' (the controlling MCPTT function is the source);
2. shall use the topmost <Participant Reference> value and the SSRC in the Track Info field of the received Floor Release message to check if the floor participant has a queued floor request and if not, check if there is a floor request in one of the cached application/vnd.3gpp.mcptt-floor-request+xml MIME bodies;
 3. shall remove the MCPTT client from the active floor request queue or the cached application/vnd.3gpp.mcptt-floor-request+xml MIME body, if the MCPTT client was in the active floor request queue or in the application/vnd.3gpp.mcptt-floor-request+xml MIME body; and
 4. shall remain in the 'U: not permitted and initiating' state.

6.3.5.10.8 Send Floor Release Multi Talker message (S: Floor Release Multi Talker)

When a Floor Release Multi Talker message is received from the floor control arbitration logic in the MCPTT server, the floor control interface towards the MCPTT client in the floor control server:

1. shall forward the Floor Release Multi Talker message to the associated floor participant; and
2. shall remain in the 'U: not permitted and initiating' state.

6.3.6 Dual floor control

6.3.6.1 General

Dual floor control is used when a floor participant requests floor with a pre-emptive floor priority allowing the floor control in subclause 6.3.4 to continue without revoking the floor from the MCPTT client permitted to send media as specified in 3GPP TS 23.379 [5] subclause 10.9.1.3.2.2.

The floor control server arbitration logic in the floor control server shall behave according to the state diagram and state transitions specified in this subclause.

Figure 6.3.6.1-1 shows the 'dual floor control operation' states (D states) and the state transition diagram.

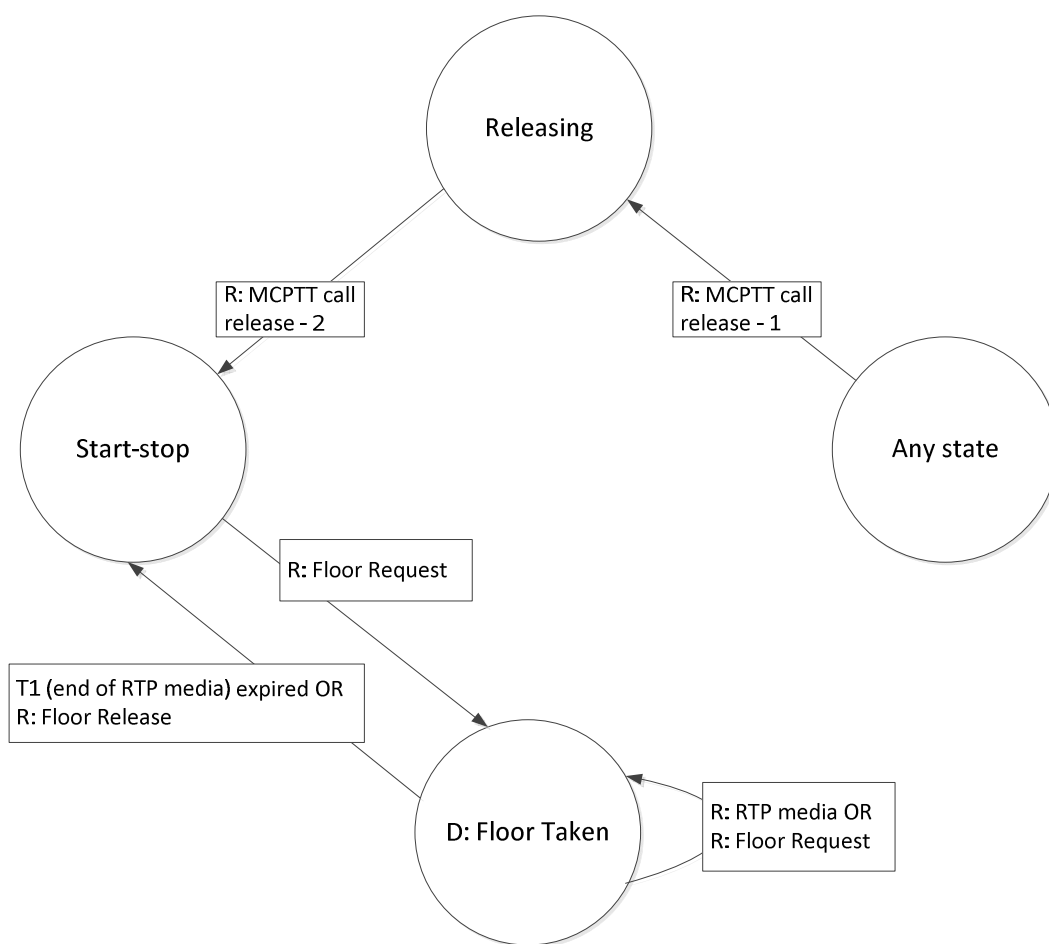


Figure 6.3.6.1-1: Floor control server state transition diagram for 'dual floor control operation'

The floor control arbitration logic in the floor control server shall keep one instance of the 'dual floor control operation' state machine for a floor participant with pre-emptive floor priority where this MCPTT user is allowed to talk without revoking a current speaker with lower flow priority.

NOTE: Only one MCPTT user with this type of pre-emptive floor priority can exist within an MCPTT call.

The floor participant associated to the 'dual floor control operation' state machine is in the following subclauses referred to as the overriding MCPTT client.

If floor control messages or RTP media packets arrives in a state where there is no procedure specified in the following subclauses the floor control arbitration logic in the floor control server:

1. shall discard the floor control message;
2. shall request the media distributor in the MCPTT server to discard any received RTP media packet; and
3. shall remain in the current state.

State details are explained in the following subclauses.

6.3.6.2 State: 'Start-stop'

6.3.6.2.1 General

When a new instance of the 'dual floor control operation' state machine is initiated, before any floor control related input is applied, the state machine is in 'Start-stop' state. Similarly when the media burst is released the state machine shall return to the 'Start-Stop' state or the related MCPTT call is released.

6.3.6.2.2 Receive Floor Request message with overriding pre-emptive floor priority (R: Floor Request)

When a floor participant request floor with an overriding pre-emptive priority is granted the floor the floor control arbitration logic:

1. shall create one instance of the 'dual floor control operation' state machine;
2. shall store the SSRC of floor participant;
3. if a Track Info field is included in the Floor Request message, shall store the received Track Info field associated with the floor control server state transition diagram for 'dual floor control operation', and
- 4 shall enter the state 'D: Floor Taken' as specified in the subclause 6.3.6.3.2.

6.3.6.3 State: 'D: Floor Taken'

6.3.6.3.1 General

The floor control arbitration logic in the floor control server uses this state when it has permitted one floor participant to override a current speaker in an MCPTT call to send media.

Timer T11 (End of RTP dual) can be running when the floor control server is in this state.

Timer T12 (Stop talking dual) can be running when the floor control server is in this state.

6.3.6.3.2 Enter state 'D: Floor Taken'

When entering this state the floor control arbitration logic in the floor control server:

1. shall send a Floor Granted message to the requesting floor participant. The Floor Granted message:
 - a. shall include the value of the T12 (Stop talking dual) timer in the Duration field;
 - b. shall include the granted priority in the Floor priority field;
 - c. if a Track Info field associated with the floor control server state transition diagram for 'dual floor control operation' is stored, shall include the stored Track Info field;
 - d. shall include the Floor Indicator field with the G-bit set to '1' (Dual floor);
 - e. if a group call is a broadcast group call, a system call, an emergency call, an imminent peril call, or a temporary group session, shall include the Floor Indicator field with appropriate indications; and
 - f. if non-controlling MCPTT functions are involved, shall include the SSRC of granted floor participant;
2. shall send a Floor Idle message to any non-controlling MCPTT functions involved in the session and to those floor participants controlled by the controlling MCPTT function that will only listen to RTP media from the overriding MCPTT client according to local policy. The Floor Idle message:

NOTE 1: The non-controlling MCPTT function will send the Floor Idle message to those floor participants controlled by the non-controlling MCPTT function that will only listen to RTP media from the overriding MCPTT client according to local policy when the non-controlling MCPTT function receives the Floor Taken with the G-bit set to '1' (Dual floor) in the Floor Indicator field.

- i. shall include a Message Sequence Number field with a Message Sequence Number value increased with 1; and
 - ii. if a group call is a broadcast group call, a system call, an emergency call, an imminent peril call, or a temporary group session, shall include the Floor Indicator field with appropriate indications;
3. shall send a Floor Taken message to any non-controlling MCPTT functions involved and to floor participants controlled by the controlling MCPTT function that will listen to the RTP media from the overriding MCPTT client according to local policy. The Floor Taken message:

NOTE 2: The MCPTT client overridden by the overriding MCPTT client is still sending voice (overridden). The list of floor participants that receive the overriding, overridden, or both transmissions is based on configuration.

- a. shall include the granted MCPTT user's MCPTT ID in the Granted Party's Identity field and may include the functional alias of the granted MCPTT user in the Functional Alias field, if privacy is not requested;
 - b. shall include a Message Sequence Number field with a <Message Sequence Number> value increased with 1;
 - c. shall include the Floor Indicator field with the G-bit set to '1' (Dual floor); and
 - d. if a group call is a broadcast group call, a system call, an emergency call, an imminent peril call, or a temporary group session, shall include the Floor Indicator field with appropriate indications;
4. shall start the T11 (End of RTP dual) timer; and
 5. shall enter the state to 'D: Floor Taken' state.

6.3.6.3.3 Timer T11 (End of RTP dual) expired

On expiry of timer T11 (End of RTP dual), the floor control arbitration logic in the floor control server:

1. shall stop the T12 (Stop talking dual) timer; if running;
2. shall request the media distributor in the MCPTT server to stop distributing RTP media packets received from the overriding MCPTT client to other MCPTT clients;

NOTE: If dual floor control is ongoing as described in subclause 6.3.6, the list of floor participants that receive the overriding, overridden, or both transmissions is based on configuration.

3. shall release all resources reserved in the media plane including the instances used for the 'dual floor control operation' state machine and any running timers associated with the state machine;
4. shall send a Floor Idle message to any non-controlling MCPTT functions and to those floor participants controlled by the controlling MCPTT functions receiving RTP media from the overriding MCPTT client. The Floor Idle message:
 - a. shall include a Floor Indicator field with the G-bit set to '1' (Dual floor);
 - b. shall include a Message Sequence Number field with a <Message Sequence Number> value increased with 1; and
 - c. if a group call is a broadcast group call, a system call, an emergency call, an imminent peril call, or a temporary group session, shall include the Floor Indicator field with appropriate indications;
5. if the state in the 'general floor control operation' state machine is 'G: Taken';
 - a. shall send a Floor Taken message to any non-controlling MCPTT functions and to those floor participants controlled by the controlling MCPTT function that only received RTP media from the overriding MCPTT client. The Floor Taken message:
 - i. shall include the granted MCPTT user's MCPTT ID in the Granted Party's Identity field of the permitted MCPTT client and may include the functional alias of the granted MCPTT user in the Functional Alias field, if privacy is not requested;
 - ii. shall include a Message Sequence Number field with a <Message Sequence Number> value increased with 1; and
 - iii. if a group call is a broadcast group call, a system call, an emergency call, an imminent peril call, or a temporary group session, shall include the Floor Indicator field with appropriate indications; and
6. if the state in the 'general floor control operation' state machine is 'G: Idle', shall send a Floor Idle message to all floor participants. The Floor Idle message:
 - a. shall include a Message Sequence Number field with a <Message Sequence Number> value increased with 1; and

- b. if a group call is a broadcast group call, a system call, an emergency call, an imminent peril call, or a temporary group session, shall include the Floor Indicator field with appropriate indications; and
7. shall enter the 'Start-stop' state.

6.3.6.3.4 Timer T12 (Stop talking dual) expired

On expiry of the T12 (Stop talking dual) timer the floor control arbitration logic in the floor control server:

1. shall stop the T11 (End of RTP dual) timer;
2. shall request the media distributor in the MCPTT server to stop distributing RTP media packets to other MCPTT client;
3. shall send the Floor Revoke message to the permitted participant. The Floor Revoke message:
 - a. shall include the Reject Cause field with the <Reject Cause> value set to #2 (Media burst too long) in the Floor Revoke message sent in subclause 6.3.4.5.2;
 - b. shall include the Floor Indicator with the G-bit set to '1' (Dual floor);
 - c. if a Track Info field associated with the dual floor is stored, shall include the stored Track Info field; and
 - d. if a group call is a broadcast group call, a system call, an emergency call, an imminent peril call, or a temporary group session, shall include the Floor Indicator field with appropriate indications;
4. shall remove the stored Track info field associated with the dual floor;
5. if the state in the 'general floor control operation' state machine is 'G: Taken':
 - a. shall send a Floor Taken message to all non-controlling functions (if the session is a temporary group session involving non-controlling MCPTT functions) and to those floor participants that only received RTP media from the overriding MCPTT client. The Floor Taken message:
 - i. shall include the granted MCPTT user's MCPTT ID in the Granted Party's Identity field of the permitted MCPTT client and may include the functional alias of the granted MCPTT user in the Functional Alias field, if privacy is not requested; and
 - ii shall include a Message Sequence Number field with a <Message Sequence Number> value increased with 1;
6. if the state in the 'general floor control operation' state machine is 'G: Idle', shall send a Floor Idle message to all floor participants. The Floor Idle message:
 - a. shall include a Message Sequence Number field with a <Message Sequence Number> value increased with 1; and
 - b. if a group call is a broadcast group call, a system call, an emergency call, an imminent peril call, or a temporary group session, shall include the Floor Indicator field with appropriate indications;
7. shall release all resources reserved in the media plane including the instances used for the Floor control server state transition diagram for 'dual floor control operation'; and
8. shall enter the 'Start-stop' state.

6.3.6.3.5 Receive RTP media packets (R: media)

Upon receiving an indication from the media distributor in the MCPTT server that RTP media packets are received from the permitted MCPTT client, the floor control arbitration logic in the floor control server:

1. shall start the T12 (Stop talking dual) timer, if not already running;
2. shall restart the T11 (End of RTP dual) timer;

3. shall instruct the media distributor to forward the received RTP media packets to any non-controlling MCPTT functions, to the overridden MCPTT client and to those MCPTT clients receiving RTP media from the overriding MCPTT client controlled by the controlling MCPTT functions according to local policy; and

NOTE 1: The RTP media is sent to the MCPTT clients subjected to the maximum number of simultaneous transmissions received in one group call for override (N7) as indicated in 3GPP TS 23.379 [5].

NOTE 2: The non-controlling MCPTT function will forward the RTP media packets to MCPTT clients receiving RTP media from the overriding MCPTT client according to local policy in the non-controlling MCPTT function.

4. shall remain in the 'D: Floor Taken' state.

6.3.6.3.6 Receive Floor Release message (R: Floor Release)

Upon receiving a Floor Release message the floor control arbitration logic in the floor control server:

1. shall request the media distributor in the MCPTT server to stop distributing RTP media packets received from the overriding MCPTT client to other MCPTT client;
2. shall stop the T12 (Stop talking dual) timer, if running;
3. shall stop the T11 (End of RTP dual) timer;
4. shall release all resources reserved in the media plane including the instances used for the Floor control server state transition diagram for 'dual floor control operation' and any running timers associated with the state machine;
5. if the first bit in the subtype of the Floor Release message is set to '1' (acknowledgement is required) as specified in subclause 8.2.2:
 - a. shall send a Floor Ack message. The Floor Ack message:
 - i. shall set the Source field to the value '2' (the controlling MCPTT function is the source); and
 - ii. shall set the Message Type field to the value '4' (Floor Release);
6. shall send a Floor Idle message to any non-controlling MCPTT functions, to the overridden floor participant and to those floor participants controlled by the controlling MCPTT functions receiving RTP media from the overriding MCPTT client. The Floor Idle message:
 - a. shall include an Floor Indicator field with the G-bit set to '1' (Dual floor);
 - b. shall include a Message Sequence Number field with a <Message Sequence Number> value increased with 1; and
 - c. if a group call is a broadcast group call, a system call, an emergency call, an imminent peril call, or a temporary group session, shall include the Floor Indicator field with appropriate indications;
7. if the state in the 'general floor control operation' state machine is 'G: Taken',
 - a. shall send a Floor Taken message to any non-controlling MCPTT functions and to those floor participants that only received RTP media from the overriding MCPTT client. The Floor Taken message:
 - i. shall include the granted MCPTT user's MCPTT ID in the Granted Party's Identity field of the permitted MCPTT client and may include the functional alias of the granted MCPTT user in the Functional Alias field, if privacy is not requested;
 - ii. shall include a Message Sequence Number field with a Message Sequence Number value increased with 1; and
 - iii. if a group call is a broadcast group call, a system call, an emergency call, an imminent peril call, or a temporary group session, shall include the Floor Indicator field with appropriate indications; and
8. if the state in the 'general floor control operation' state machine is 'G: Idle', shall send a Floor Idle message to all floor participants;. The Floor Idle message:

- a. shall include a Message Sequence Number field with a Message Sequence Number value increased with 1; and
 - b. if a group call is a broadcast group call, a system call, an emergency call, an imminent peril call, or a temporary group session, shall include the Floor Indicator field with appropriate indications; and
9. shall enter the 'Start-stop' state.

6.3.6.3.7 Receive Floor request message from permitted floor participant (R: Floor Request)

Upon receiving a Floor Request message from the floor participant that has been granted permission to send overriding media, the floor control arbitration logic in the floor control server:

1. shall send a Floor Granted message to the previously granted floor participant. The Floor Granted message:
 - a. shall include the value of the T12 (Stop talking dual) timer in the Duration field;
 - b. shall include the granted priority in the Floor priority field;
 - c. if the Floor Request message included a Track Info field, shall include the received Track Info field; and
 - d. if a group call is a broadcast group call, a system call, an emergency call, an imminent peril call, or a temporary group session, shall include the Floor Indicator field with appropriate indications; and
2. shall remain in the 'D: Floor Taken' state.

6.3.6.3.8 Permitted MCPTT client release

If the floor control server receives an indication from the floor control interface towards the MCPTT client that the MCPTT client has started to disconnect from the MCPTT call, the floor control arbitration logic in the floor control server:

1. shall request the media distributor in the MCPTT server to stop distributing RTP media packets received from the overriding MCPTT client to other MCPTT clients;
2. shall send a Floor Idle message to any non-controlling MCPTT functions and to those floor participants controlled by the controlling MCPTT functions receiving RTP media from the overriding MCPTT client. The Floor Idle message:
 - a. shall include an Floor Indicator field with the G-bit set to '1' (Dual floor);
 - b. shall include a Message Sequence Number field with a <Message Sequence Number> value increased with 1; and
 - c. if a group call is a broadcast group call, a system call, an emergency call, an imminent peril call, or a temporary group session, shall include the Floor Indicator field with appropriate indications;
3. shall release all resources reserved in the media plane including the instances used for the Floor control server state transition diagram for 'dual floor control operation' and any running timers associated with the state machine; and
4. shall enter the 'Start-stop' state.

6.3.6.3.9 Receive Terminate (Terminate)

Upon receiving the termination instruction, the floor control arbitration logic in the floor control server:

1. shall set the value of timer T1 (End of RTP media) to the value of timer T11 (End of RTP dual) and start timer T1, if timer T11 (End of RTP dual) is running;
2. shall set the value of timer T2 (Stop talking) to the value of timer T12 (Stop talking dual) and start timer T2, if timer T12 (Stop talking dual) is running;

3. shall release all resources reserved in the media plane including the instances used for the dual floor control operation' state machine and stop any running timers associated with the state machine; and
4. shall enter the 'Start-stop' state.

NOTE: The overriding participant continues to have the floor until its current talk burst is terminated.

6.3.6.4 In any state

6.3.6.4.1 General

This subclause describes the actions to be taken in all states defined for the general state diagram with the exception of the 'Start-stop' state.

6.3.6.4.2 Receive MCPTT call release - 1

This subclause is used by the floor control arbitration logic in the floor control server when an MCPTT call is released.

Upon receiving an MCPTT call release step 1 request from the application and signalling plane the floor control arbitration logic in the floor control server:

1. shall request the media distributor in the MCPTT server to stop sending RTP media packets MCPTT clients; and
2. shall enter the 'Releasing' state.

6.3.6.5 State: 'Releasing'

6.3.6.5.1 General

The floor control arbitration logic in the floor control server uses this state while waiting for the application and signalling plane to finalize the disconnection of an MCPTT call.

6.3.6.5.2 Receive MCPTT call release - 2

Upon receiving an MCPTT call release step 2 request from the application and signalling plane, the floor control arbitration logic in the floor control server:

1. shall release all resources reserved in the media plane including the instances used for the dual floor control operation' state machine and any running timers associated with the state machine; and
2. shall enter the 'Start-stop' state.

6.4 Participating MCPTT function floor control procedures

6.4.1 General

Once an on-demand MCPTT session is established or a pre-established session is in use when the participating MCPTT function receives floor control messages from the floor participant in the MCPTT client or from the floor control server in the controlling MCPTT function, the behaviour of the participating MCPTT function is described in the following subclauses.

6.4.2 Receive floor control messages

Upon receiving a floor control message the participating MCPTT function:

1. shall immediately forward the floor control message to the floor control server if the message is received from the floor participant;

2. if an MBMS subchannel is not used for a conversation in the session the floor control message is associated with, shall immediately forward the floor control message to the floor participant if the message is received from the floor control server; and
3. if an MBMS subchannel is used for a conversation in the session the floor control message is associated with:
 - a. if
 - i. the floor control message is not a Floor Idle message or a Floor Taken message or a Floor Release Multi Talker message;
 - ii. the MCPTT client has not reported "listening" status as specified in 3GPP TS 24.379 [2] subclause 14.2.3;
 - iii. the MCPTT client has reported "not-listening" status as specified in 3GPP TS 24.379 [2] subclause 14.2.3 in the latest received MBMS bearer listening status report; or
 - iv. the floor control message is a Floor Idle message or a Floor Taken message or a Floor Release Multi Talker message, protection of floor control messages sent over the MBMS subchannel from the participating MCPTT function to the served MCPTT clients is required, and the participating MCPTT function determined that the MCPTT client does not support MuSiK as specified in 3GPP TS 24.379 [2];shall immediately forward the floor control message to the floor participant; and
 - b. if
 - i. the MCPTT client has reported "listening" status as specified in 3GPP TS 24.379 [2] subclause 14.2.3 in the latest received MBMS bearer listening status report; and
 - ii. if the floor control message is the Floor Idle message or the Floor Taken message or the Floor Release Multi Talker message, and:
 - protection of floor control messages sent over the MBMS subchannel from the participating MCPTT function to the served MCPTT clients is not required; or
 - the participating MCPTT function determined that the MCPTT client supports MuSiK as specified in 3GPP TS 24.379 [2];shall perform actions as specified in subclause 10.2.

NOTE: When the Floor Idle, Floor Taken, or Floor Release Multi Talker messages are discarded the messages are sent to the MCPTT clients over the MBMS subchannel allocated for the conversation as specified in subclause 10.2.

6.4.3 Receive RTP media packets (R: RTP Media)

Upon receiving RTP media packets the participating MCPTT function:

1. shall immediately forward the RTP media packet to the controlling MCPTT function if the RTP packet is from an MCPTT client; and
2. if an MBMS subchannel is not used for a conversation in the session the RTP media packets are associated with, shall immediately forward the RTP media packets to the MCPTT client if the RTP packet is from the controlling MCPTT function or the non-controlling MCPTT function.
3. if an MBMS subchannel is used for a conversation in the session the RTP media packets are associated with and if RTP media packets are received from the controlling MCPTT function or the non-controlling MCPTT function:
 - a. if
 - i. the MCPTT client has not reported "listening" status as specified in 3GPP TS 24.379 [2] subclause 14.2.3; or

- ii. the MCPTT client has reported "not-listening" status as specified in 3GPP TS 24.379 [2] subclause 14.2.3 in the latest received MBMS bearer listening status report,
shall immediately forward the RTP media packets to the MCPTT client; and
- b. if the MCPTT client has reported "listening" status as specified in 3GPP TS 24.379 [2] subclause 14.2.3 in the latest received MBMS bearer listening status report, shall perform actions as specified in subclause 10.2.

6.4.4 Release of session

When the participating function receives an indication from the application and signalling plane that session release is initiated, the participating MCPTT function:

1. shall stop sending floor control messages towards the floor participant and the floor control server; and
2. shall stop sending RTP media packets towards the MCPTT client and towards the controlling MCPTT function.

When the participating MCPTT function receives an indication from the application and signalling plane that the session is released, the participating MCPTT function:

1. in case of a pre-established session, shall perform the actions in subclause 9.3.2; and
2. in case of an on-demand session, shall release the media resources associated with the session.

6.5 Non-controlling MCPTT function of an MCPTT group

6.5.1 General

The floor control server interface in the non-controlling MCPTT function of an MCPTT group shall support the procedures in subclauses 6.5.2, 6.5.3 and 6.5.4.

The floor participant interface in the non-controlling MCPTT function of an MCPTT group shall support the procedures in subclause 6.5.5.

6.5.2 The MCPTT call initialization procedure in the non-controlling MCPTT function of an MCPTT group

6.5.2.1 General

The subclause 6.5.2.2 describes the initial procedures when a new SIP session is establishing a group session.

The subclause 6.5.2.3 describes the procedure for switching from a controlling MCPTT function mode to a non-controlling MCPTT function mode.

6.5.2.2 Initial procedures when a new SIP session is establishing a group session

When receiving an indication from the application and signalling plane that a group session is initiated, the floor control server interface:

1. shall initiate and store a message sequence number value with the value to be used in the Message Sequence Number field in the Floor Idle and Floor Taken messages;
2. shall for each MCPTT client in the MCPTT group controlled by the non-controlling MCPTT function that are participating in the session:
 - a. generate a random temporary identifier between '0' and '4294967295';
 - b. store an association between the generated temporary identifier and the floor participant interface;
 - c. store information about capabilities negotiated in the "mc_queueing" and "mc_priority" fmp attributes as described in clause 14;

- d. store information whether the MCPTT client requested privacy or not; and
 - e. initiate an instance of the 'floor participant state transition' state machine as specified in subclause 6.5.5; and
3. shall perform the actions in the subclause 6.5.4.

When receiving an indication from the application and signalling plane that an MCPTT client has accepted an invitation to the session, the floor participant interface shall perform the actions in subclause 6.5.5.

6.5.2.3 Switching from a controlling MCPTT function mode to a non-controlling MCPTT function mode

6.5.2.3.1 Overview

The switching from working in a controlling MCPTT functional mode to a non-controlling MCPTT functional mode is a 2-step procedure.

- Step 1 The controlling MCPTT function prepares for acting as a non-controlling MCPTT function. The step 1 procedure is specified in subclause 6.5.2.3.2.

Before continuing with step 2 the application and signalling plane needs to receive a confirmation that the SIP session between the floor control server and the interface to the floor control server is established.

- Step 2 The controlling MCPTT functions starts acting as a non-controlling MCPTT function. The step 2 procedure is specified in subclause 6.5.2.3.3.

6.5.2.3.2 Preparing for the switch to non-controlling MCPTT function (Step 1)

When receiving a request from the application and signalling plane to prepare for merging with another group session, the floor control server:

1. if in the 'G: taken' state, shall provide information about current speaker to the signalling and application plane;

NOTE: The signalling and application plane will use the information about the current speaker to send a floor request in an SIP MESSAGE request as specified in 3GPP TS 24.379.

2. shall release the instant used for 'general floor control operation'; and
3. shall for each MCPTT client in the MCPTT group controlled by the controlling MCPTT function and participating in the session:
 - a. generate a random temporary identifier between '0' and '4294967295';
 - b. store an association between the generated temporary identifier and the floor participant interface;
 - c. store information about capabilities negotiated in the "mc_queueing" and "mc_priority" fntp attributes as specified in clause 14;
 - d. store information whether the MCPTT client requested privacy or not; and
 - e. initiate an instance of the 'floor participant state transition' state machine as specified in subclause 6.3.5.8.3.

6.5.2.3.3 Start acting as a non-controlling MCPTT function (Step 2)

When receiving a request from the application and signalling plane to finalize the switch to non-controlling MCPTT function behaviour, the floor control server:

1. shall start acting as a floor control server interface;
2. if an active floor request queue exists, for each queued floor request in the active floor request queue:

NOTE: The active floor request queue was built up when the non-controlling MCPTT function was acting as a floor control server.

- a. shall send a Floor Request message to the floor control server. The Floor Request:
 - i. shall include all fields included by the floor participant;
 - ii. if a Track Info field is included, shall include the temporary identifier at the end of the <Floor Participant Reference> value item; and
 - iii. if a Track Info field is not included, shall include a Track Info field populated as follows:
 - A. shall include the "mc_queueing" fmp attribute value negotiated as specified in clause 14 in the <Queueing Capability> value;
 - B. shall include a <Participant Type> value based on the <participant-type> element specified in 3GPP TS 24.481 [12], if value in the <participant-type> element is available, otherwise set the <Participant Type> value to "unknown"; and
 - C. shall include the temporary identifier as the first <Floor Participant Reference> value;
3. if an active floor request queue exists, shall move the active floor request queue to a passive floor request queue; and
4. shall perform the actions in the subclause 6.5.4.

When receiving an indication from the application and signalling plane that an MCPTT client has joined the session, the floor participant interface shall perform the actions in subclause 6.5.5.

6.5.3 The MCPTT call release procedure in the non-controlling MCPTT function of an MCPTT group

When an MCPTT client leaves an MCPTT call and the MCPTT call remains ongoing with the other MCPTT clients, the non-controlling MCPTT function of an MCPTT group follows a two-step procedure:

- Step 1 The floor participant interface stops sending floor control messages and RTP media packets to the MCPTT client leaving the MCPTT call and the floor participant interface discards floor control messages and RTP media packets received from the MCPTT client leaving the MCPTT call; and
- Step 2 When the application and signalling plane has determined that the session with this floor participant has been released, the corresponding instance of the 'floor participant state transition' state machine is released.

When an MCPTT call is released, the floor control server interface follows a two-step procedure:

- Step 1 The floor control server interface stops sending floor control messages and RTP media packets to MCPTT clients in the MCPTT call; and
- Step 2 When the application and signalling plane has determined that the MCPTT call has been released, resources in the floor control server interface are released, along with all 'floor participant state transition' state machines.

The non-controlling MCPTT function of an MCPTT group can initiate an MCPTT call release depending on the release policy specified in 3GPP TS 24.379 [2].

6.5.4 Floor control server interface procedures

6.5.4.1 General

The floor control server interface is stateless with regards to the floor control message received and sent.

The following subclauses specifies what the floor control server interface shall do when receiving a floor control message sent by the controlling MCPTT function or received at the floor participant interface and how the floor control server controls the media distribution function in the non-controlling MCPTT function.

6.5.4.2 Receiving a Floor Request message

Upon receiving a Floor Request message from one floor participant interface, the floor control server interface:

1. shall forward the Floor Request message to the controlling MCPTT function. The Floor Request message:
 - a. shall include all fields included by the floor participant;
 - b. if a Track Info field is included, shall include the temporary identifier at the end of the <Floor Participant Reference> value item; and
 - c. if a Track Info field is not included, shall include a Track Info field populated as follows:
 - i. shall include the "mc_queueing" fntp attribute value negotiated as specified in clause 14 in the <Queueing Capability> value;
 - ii. shall include a <Participant Type> value based on the <participant-type> element specified in 3GPP TS 24.481 [12], if value in the <participant-type> element is available, otherwise set the <Participant Type> value to "unknown"; and
 - iii. shall include the temporary identifier as the first <Floor Participant Reference> value; and
2. if the value of the <Queueing Capability> in the Track Info is '1' (the floor participant in the MCPTT client supports queueing), shall store the outgoing Floor Request message in the passive floor request queue.

6.5.4.3 Receive Floor Release message

Upon receiving a Floor Release message from one floor participant interface, the floor control server interface:

NOTE: A Floor Release message can be received from the permitted floor participant and from any participant that is queued in the floor control server.

1. shall forward a Floor Release message to the controlling MCPTT function. The Floor Release message:
 - a. shall include all fields included by the floor participant in the Floor Release message;
 - b. if a Track Info field is included, shall include the temporary identifier at the end of the <Floor Participant Reference> value item; and
 - c. if a Track Info field is not included, shall include a Track Info field as follows:
 - i. shall include the "mc_queueing" fntp attribute value negotiated as specified in clause 14 in the <Queueing Capability> value; and
 - ii. shall include the temporary identifier as the first <Floor Participant Reference> value; and
2. if a Floor Request message received from this floor participant is in the passive floor request queue, shall remove the floor request from the passive floor request queue.

6.5.4.4 Receive Floor Queue Position Request message

Upon receiving a Floor Queue Position Request message from one floor participant interface, the floor control server interface:

1. shall forward the Floor Queue Position Request message to the controlling MCPTT function. The Floor Queue Position Request message:
 - a. shall include all fields included by the floor participant;
 - b. if a Track Info field is included, shall include the temporary identifier at the end of the <Floor Participant Reference> value item; and
 - c. if a Track Info field is not included, shall include a Track Info field as follows:
 - i. shall include the "mc_queueing" fntp attribute value negotiated as specified in clause 14 in the <Queueing Capability> value; and

- ii. shall include the temporary identifier as the first <Floor Participant Reference> value.

6.5.4.5 Receive Floor Ack message

Upon receiving a Floor Ack message from one floor participant interface the floor control server interface:

1. shall send the Floor Ack message towards the controlling MCPTT function. The Floor Ack message:
 - a. shall include all fields included by the floor participant in the Floor Ack message;
 - b. if Track Info field is included, shall include the temporary identifier at the end of the <Floor Participant Reference> value item; and
 - c. if a Track Info field is not included, shall include a Track Info field with temporary identifier as the first <Floor Participant Reference>.

6.5.4.6 Receive Floor Granted message

Upon receiving a Floor Granted message sent from the controlling MCPTT function, the floor control server interface:

1. shall send the Floor Granted to the floor participant interface identified by the <Participant Reference> value at the end of the Track Info field. The Floor Granted message:
 - a. shall include the fields as received with the following exceptions:
 - i. if the Track Info field only contains one <Participant Reference> value, shall remove the Track Info field from the outgoing Floor Granted message; and
 - ii. if the Track Info field contains more than one <Participant Reference> value, shall remove the last <Participant Reference> value from the Track Info field from the outgoing Floor Granted message; and
 - b. if the Floor Indicator field is included in the Floor Granted message and the G-bit is set to '1' (Dual floor), shall store the SSRC of granted floor participant and associate the stored value with dual floor;
2. if:
 - a. a SSRC of granted floor participant and associate the stored value with dual floor is not stored, shall send a Floor Taken message populated as specified in step d. below to all participant interfaces with the exception of the floor participant interface to which the Floor Granted message is sent;
 - b. a SSRC of granted floor participant associate with dual floor is stored and if the Floor Indicator field is not included in the Floor Granted message or if the Floor Indicator field is included in the Floor Granted message and the G-bit is set to '0' (Not dual floor), shall send a Floor Taken message populated as specified in step d. below to all participant interfaces with the exception of:
 - i. the floor participant interface to which the Floor Granted message is sent; and
 - ii. the floor participants only listening to the overriding floor participant;
 - c. the Floor Indicator field is included in the Floor Granted message and the G-bit is set to '1' (Dual floor):
 - i. shall send a Floor Taken message populated as specified in step d. below to floor participants that will listen to the RTP media from the overriding MCPTT client according to local policy;

NOTE 1: The MCPTT client overridden by the overriding MCPTT client is still sending voice (overridden). The list of floor participants that receive the overriding, overridden, or both transmissions is based on configuration.

- d. The Floor Taken message:
 - i. shall include the granted MCPTT user's MCPTT ID in the Granted Party's Identity field and may include the functional alias of the granted MCPTT user in the Functional Alias field, if privacy is not requested by the granted floor participant when the MCPTT client was invited to the session;

NOTE 2: The privacy request was stored for each invited MCPTT client when the MCPTT client accepted the invitation as specified in subclause 6.5.2.

- ii. shall include in the Message Sequence Number field the local <Message Sequence Number> value increased with 1;
- iii. shall include the Permission to Request Floor field to '0', if the group call is a broadcast group call;
- iv. may include the Permission to Request the Floor field set to '1', if the group call is not a broadcast group call; and
- v. shall set the first bit in the subtype of the Floor Taken message to '0' (acknowledgement is not required); and

NOTE 3: A Floor Taken message sent to all participants does not require acknowledgement.

- e. if the Floor Indicator field was included in the Floor Granted message, shall include the received Floor Indicator field; and
3. if the Floor Request message received from the floor participant is in the passive floor request queue, shall remove the floor request from the passive floor request queue; and
 4. if the Floor Indicator field is included in the Floor Granted message and the G-bit is set to '1' (Dual floor), shall send a Floor Idle message to those floor participants that will only listen to RTP media from the overriding MCPTT client. The Floor Idle message:
 - a. shall include the Floor Indicator field as received in the Floor Granted message with the G-bit set to '0' (Not dual floor); and
 - b. shall include in the Message Sequence Number field the local <Message Sequence Number> value increased with 1.

6.5.4.7 Receive Floor Deny message

Upon receiving a Floor Deny message sent from the controlling MCPTT function, the floor control server interface:

1. shall use the <Participant Reference> value at the end of the Track Info field to identify the floor participant interface;
2. if:
 - a. the Track Info field only contains one <Participant Reference> value, shall remove the Track Info field from the outgoing Floor Granted message; and
 - b. if the Track Info field contains more than one <Participant Reference> value, shall remove the last <Participant Reference> value from the Track Info field;
3. shall forward the Floor Deny message to the floor participant interface; and
4. if the Floor Request message received from the floor participant is in the passive floor request queue, shall remove the floor request from the passive floor request queue.

6.5.4.8 Receive Floor Idle message

Upon receiving a Floor Idle message sent from the controlling MCPTT function, the floor control server interface:

NOTE 1: The Floor Idle message can be either destined to floor participants in all MCPTT clients or is sent to the floor participant in a specific MCPTT client. In the latter case the Floor Idle message contains the Track Info field.

1. if the Floor Idle message contains a Track Info field;
 - a. shall use the <Participant Reference> value at the end of the Track Info field to identify the floor participant interface;

- b. if:
 - i. the Track Info field only contains one <Participant Reference> value:
 - A. shall remove the Track Info field from the outgoing Floor Idle message;
 - B. shall increase the stored message sequence number value with 1; and
 - C. shall include in the Message Sequence Number field the local <Message Sequence Number> value increased with 1; and
 - ii. if the Track Info field contains more than one <Participant Reference> value, shall remove the last <Participant Reference> value from the Track Info field; and
 - c. shall send the Floor Idle message to the floor participant interface;
2. if the Floor Idle message does not contain a Track Info field;
- a. shall set the first bit in the subtype of the Floor Idle message to '0' (acknowledgement is not required);

NOTE 2: A Floor Idle message sent to all participants does not require acknowledgement.

- b. if:
 - i. the Floor Indicator field is not included in the Floor Idle message or if the Floor Indicator field is included and the G-bit is set to '0' (Not dual floor), shall send the Floor Idle message to all floor participant interfaces. The Floor Idle message:
 - A. shall include received fields; and
 - B. shall include in the Message Sequence Number field the local <Message Sequence Number> value increased with 1; and
 - ii. the Floor Indicator field is included in the Floor Idle message and the G-bit is set to '1' (Dual floor),
 - A. shall send the Floor Idle message to floor participants listening to the overriding MCPTT client according to local policy. The Floor Idle message:
 - shall include received fields; and
 - shall include in the Message Sequence Number field the local <Message Sequence Number> value increased with 1; and
 - B. shall discard the stored SSRC of granted floor participant associated with a dual floor;
 - c. shall send a Floor Ack message towards the controlling MCPTT function if the first bit in the subtype of the received Floor Idle message is set to '1' (acknowledgement is required) as specified in subclause 8.2.2. The Floor Ack message:
 - i. shall include the Source field set to '3' (the non-controlling MCPTT function is the source); and
 - ii. shall include the Message Type field set to '5' (Floor Idle); and
3. shall empty the passive floor request queue.

6.5.4.9 Receive Floor Taken message

Upon receiving a Floor Taken message sent from the controlling MCPTT function, the floor control server interface:

NOTE 1: The Floor Taken message can be either destined to floor participants in all MCPTT clients or is sent to the floor participant in a specific MCPTT client. In the latter case the Floor Taken message contains the Track Info field.

- 1. if the Floor Taken message contains a Track Info field;
 - a. shall use the <Participant Reference> value at the end of the Track Info field to identify the floor participant interface;

- b. if the Track Info field only contains one <Participant Reference> value:
 - A. shall remove the Track Info field from the outgoing Floor Taken message; and
 - B. shall include in the Message Sequence Number field the local <Message Sequence Number> value increased with 1;
 - c. if the Track Info field contains more than one <Participant Reference> value, shall remove the last <Participant Reference> value from the Track Info field; and
 - d. shall send the Floor Taken message to the floor participant interface;
2. if the Floor Taken message does not contain a Track Info field:
- a. shall set the first bit in the subtype of the Floor Taken message to '0' (acknowledgement is not required);

NOTE 2: A Floor Taken message sent to all participants does not require acknowledgement.

- b. if the Floor Indicator field is included in the Floor Taken message and the G-bit is set to '1' (Dual floor), shall store the SSRC of granted floor participant and associate the stored SSRC with dual floor;
- c. if there is no stored SSRC of granted floor participant associated with a dual floor, shall send the Floor Taken message to all floor participant interfaces. The Floor Taken message:
 - i. shall include all received fields with the exception of the Message Sequence Number field;
 - ii. shall include in the Message Sequence Number field the local <Message Sequence Number> value increased with 1;
- d. if there is a stored SSRC of granted floor participant associated with a dual floor:
 - i. if the Floor Indicator field is not included in the Floor Taken message or if the Floor Indicator field is included in the Floor Taken message and the G-bit is set to '0' (Not dual floor), shall send the Floor Taken message to all floor participant interfaces with the exception of the floor participants only listening to RTP media from the overriding floor participant. The Floor Idle message:
 - A. shall include all received fields; and
 - B. shall include in the Message Sequence Number field the local <Message Sequence Number> value increased with 1; and
 - ii. if the Floor Indicator field is included in the Floor Taken message and the G-bit is set to '1' (Dual floor):
 - A. shall send the Floor Taken message to all floor participants listening to the RTP media from the overriding MCPTT client according to local policy. The Floor Taken message:
 - shall include all received fields; and
 - shall include in the Message Sequence Number field the local <Message Sequence Number> value increased with 1; and
 - B. shall send a Floor Idle message to those floor participants that will only listen to RTP media from the overriding MCPTT client according to local policy. The Floor Idle message:
 - shall include all received fields;
 - shall include in the Message Sequence Number field the local <Message Sequence Number> value increased with 1; and
 - shall update the received Floor Indicator field and set the G-bit to '0' and;
- e. shall send a Floor Ack message towards the controlling MCPTT function if the first bit in the subtype of the received Floor Taken message is set to '1' (acknowledgement is required) as specified in subclause 8.2.2. The Floor Ack message:
 - i. shall include the Source field set to '3' (the non-controlling MCPTT function is the source); and

- ii. shall include the Message Type field set to '2' (Floor Taken);

6.5.4.10 Receive Floor Revoke message

Upon receiving a Floor Revoke message from the controlling MCPTT function, the floor control server interface:

1. shall use the <Participant Reference> value at the end of the Track Info field to identify the floor participant interface;
2. if:
 - a. the Track Info field only contains one <Participant Reference> value, shall remove the Track Info field from the outgoing Floor Revoke message; and
 - b. if the Track Info field contains more than one <Participant Reference> value, shall remove the last <Participant Reference> value from the Track Info field; and
3. shall forward the Floor Revoke message to the floor participant interface.

6.5.4.11 Receive Floor Queue Position Info message

Upon receiving a Floor Queue Position Info message from the controlling MCPTT function, the floor control server interface:

1. shall use the <Participant Reference> value at the end of the Track Info field to identify the floor participant interface;
2. if:
 - a. the Track Info field only contains one <Participant Reference> value, shall remove the Track Info field from the outgoing Floor Granted message; and
 - b. if the Track Info field contains more than one <Participant Reference> value, shall remove the last <Participant Reference> value from the Track Info field; and
3. shall forward the Floor Queue Position Info message to the floor participant interface.

6.5.4.12 Receive RTP media packets from controlling MCPTT function

Upon receiving an indication from the media distributor that RTP media packets are received from the controlling MCPTT function, the floor control server interface:

1. if a SSRC of granted floor participant associated with a dual floor is not stored shall request the network media distributor to forward received RTP media packets to all MCPTT clients in the session controlled by the non-controlling MCPTT function where the SSRC of the received RTP media packets are different to SSRC used by an MCPTT client;

NOTE: If one of the MCPTT client controlled by the non-controlling MCPTT function is granted the floor, media originated from that MCPTT client is not distributed back to the MCPTT client granted the floor.

2. if a SSRC of granted floor participant associated with a dual floor is stored and if the SSRC in the media packet is not the same as the stored SSRC, shall request the network media distributor to forward received RTP media packets to MCPTT clients controlled by the non-controlling MCPTT function:
 - i. where the SSRC of the received RTP media packets are different to SSRC used by the MCPTT client; and
 - ii. that are not only listening to the dual floor according to local policy; and
3. if a SSRC of granted floor participant associated with a dual floor is stored and if the SSRC in the media packet is the same as the stored SSRC, shall request the network media distributor to forward received RTP media packets to all MCPTT client:
 - i. where the SSRC of the received RTP media packets are different to SSRC used by the MCPTT client; and
 - ii. listening to the dual floor according to local policy.

6.5.4.13 Receive RTP media packets from an MCPTT client

Upon receiving an indication from the media distribution function that RTP media packets are received from one of the network media interfaces, the floor control server interface:

1. shall request the network media distributor to forward received RTP media packets towards the controlling MCPTT function.

NOTE: If RTP media packets are received from an MCPTT client not permitted to send media, the floor participant interface will send a Floor Revoke message to the floor participant of the misbehaving MCPTT client without involving the floor control server interface.

6.5.4.14 MCPTT session release step 1

Upon receiving an MCPTT call release step 1 request from the application and signalling plane e.g. when the session is going to be released, the floor control interface:

1. shall ignore floor control message from the floor control server;
2. shall request the media distributor to stop distributing RTP media packets to the network media interface of the MCPTT clients; and
3. shall ignore any floor control messages received from the floor participant interfaces.

6.5.4.15 MCPTT session release step 2

Upon receiving an MCPTT call release step 2 request from the application and signalling plane, the floor control server interface:

1. shall release all resources associated with this session.

6.5.4.16 Receiving a split instruction (R: Split)

Upon receiving an instruction from the application and signalling plane to split the ongoing group session, as specified in 3GPP TS 24.379 [2] in subclause 10.1.1.5.2.4 for prearranged group call and in subclause 10.1.2.5.1.4 for chat group call, the floor control server interface:

1. shall perform the actions in subclause 6.3.2.3.

6.5.4.17 Receive Floor Release Multi Talker message

Upon receiving a Floor Release Multi Talker message sent from the controlling MCPTT function, the floor control server interface:

1. shall use the <Participant Reference> value at the end of the Track Info field to identify the floor participant interface;
2. if:
 - a. the Track Info field only contains one <Participant Reference> value, shall remove the Track Info field from the outgoing Floor Release Multi Talker message; and
 - b. the Track Info field contains more than one <Participant Reference> value, shall remove the last <Participant Reference> value from the Track Info field; and
3. shall forward the Floor Release Multi Talker message to the floor participant interface.

6.5.5 Floor participant interface procedures

6.5.5.1 General

The floor participant interface shall behave according to the state diagram and state transitions specified in this subclause.

Figure 6.5.5.1-1 shows the general floor control operation states (P states) and the state transition diagram.

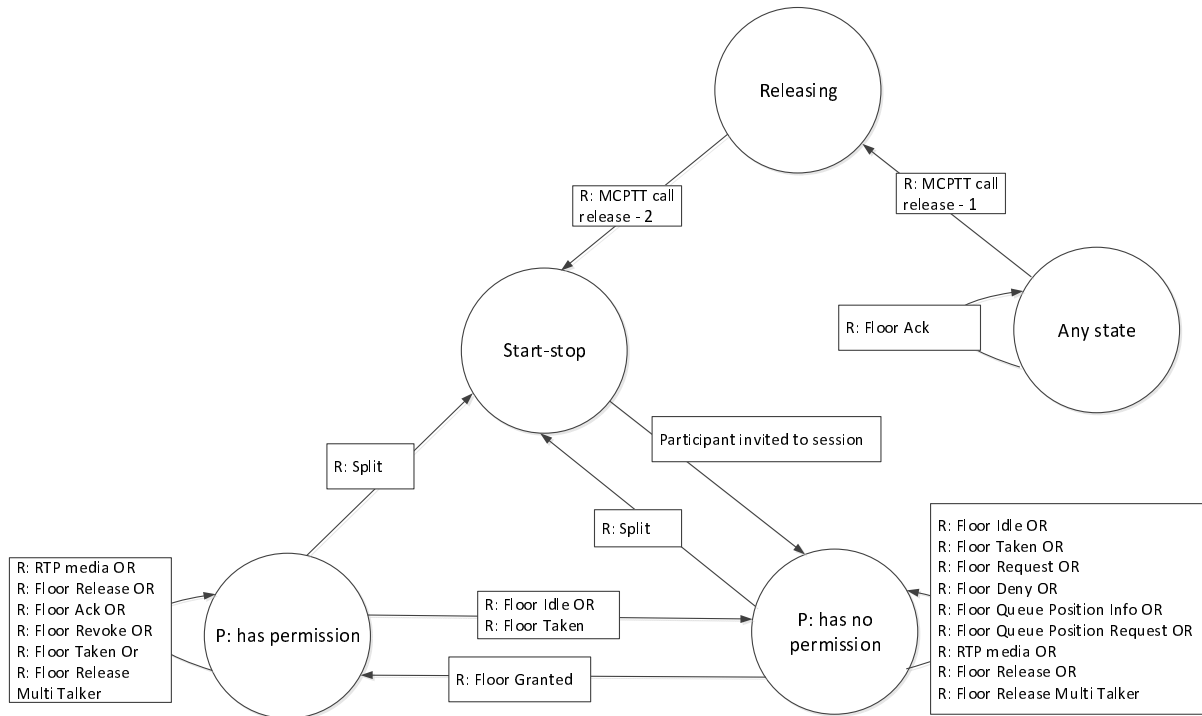


Figure 6.5.5.1-1: The 'floor participant interface state transition' state diagram

The floor participant interface shall keep one instance of the 'floor participant interface state transition' state machine per MCPTT client in a session.

The floor participant associated to the 'floor participant interface state transition' state machine is in the following subclauses referred to as the associated floor participant.

If floor control messages or RTP media packets arrives in a state where there is no procedure specified in the following subclauses the floor participant interface:

1. shall discard the floor control message;
2. shall request the network media interface to discard any received RTP media packet; and
3. shall remain in the current state.

State details are explained in the following subclauses.

6.5.5.2 State: 'Start-Stop'

6.5.5.2.1 General

When a new instance of the 'Floor participant interface state transition' state machine is initiated, before any floor control related input is applied, the state machine is in 'Start-stop' state. Similarly when the session is released the state machine shall return to the 'Start-stop' state.

6.5.5.2.2 Participant invited to session

When the floor participant interface receives an indication from the floor control server interface that an MCPTT client has accepted the invitation to a session (i.e. when the SIP 200 (OK) response to the initial SIP INVITE request is received as specified in 3GPP TS 24.379 [2]), the floor participant interface:

1. shall enter the 'P: has no permission' state.

6.5.5.3 State: 'P: has no permission'

6.5.5.3.1 General

The floor participant interface uses this state when the associated floor participant is not permitted to send media.

6.5.5.3.2 Receive Floor Idle message (R: Floor Idle)

When the floor participant interface receives a Floor Idle message from the floor control server interface, the floor participant interface:

1. shall send the Floor Idle message to the floor participant;
2. if the first bit in the subtype of the Floor Idle message is set to '1' (acknowledgement is required) as specified in subclause 8.2.2, shall store an indication that a Floor Ack message to a Floor Idle messages is expected; and
3. shall remain in the 'P: has no permission' state.

6.5.5.3.3 Receive Floor Taken message (R: Floor Taken)

When the floor participant interface receives a Floor Taken message from the floor control server interface, the floor participant interface:

1. shall send the Floor Taken message to the floor participant;
2. if the first bit in the subtype of the Floor Taken message is set to '1' (acknowledgement is required) as specified in subclause 8.2.2, shall store an indication that a Floor Ack message to a Floor Taken messages is expected; and
3. shall remain in the 'P: has no permission' state.

6.5.5.3.4 Receive Floor Request message (R: Floor Request)

When the floor participant interface receives a Floor Request message from the floor participant, the floor participant interface:

1. shall send the Floor Request message to the floor control server interface; and
2. shall remain in the 'P: has no permission' state.

6.5.5.3.5 Receive Floor Granted message (R: Floor Granted)

When the floor participant interface receives a Floor Granted message from the floor control server interface, the floor participant interface:

1. shall send the Floor Granted message to the floor participant;
2. if the first bit in the subtype of the Floor Granted message is set to '1' (acknowledgement is required) as specified in subclause 8.2.2, shall store an indication that a Floor Ack message to a Floor Granted messages is expected; and
3. shall enter the 'P: has permission' state.

6.5.5.3.6 Receive Floor Deny message (R: Floor Deny)

When the floor participant interface receives a Floor Deny message from the floor control server interface, the floor participant interface:

1. shall send the Floor Deny message to the floor participant;
2. if the first bit in the subtype of the Floor Deny message is set to '1' (acknowledgement is required) as specified in subclause 8.2.2, shall store an indication that a Floor Ack message to a Floor Deny messages is expected; and
3. shall remain in the 'P: has no permission' state.

6.5.5.3.7 Receive Floor Queue Position Info message (R: Floor Queue Position Info)

When the floor participant interface receives a Floor Queue Position Info message from the floor control server interface, the floor participant interface:

1. shall send the Floor Queue Position Info message to the floor participant;
2. if the first bit in the subtype of the Floor Queue Position Info message is set to '1' (acknowledgement is required) as specified in subclause 8.2.2, shall store an indication that a Floor Ack message to a Floor Queue Position Info messages is expected; and
3. shall remain in the 'P: has no permission' state.

6.5.5.3.8 Receive Floor Queue Position Request message (R: Floor Queue Position Request)

When the floor participant interface receives a Floor Queue Position Request message from the floor participant, the floor participant interface:

1. shall send the Floor Queue Position Request message to the floor control server interface; and
2. shall remain in the 'P: has no permission' state.

6.5.5.3.9 Receive RTP media packets (R: RTP media)

When the floor participant interface receives an indication from the network media interface that RTP media packets are received from the media distributor, the floor participant interface

1. shall instruct the network media interface to send the received RTP media packets towards the MCPTT client; and
2. shall remain in the 'P: has no permission' state.

When the floor participant interface receives an indication from the network media interface that RTP media packets are received from the MCPTT client, the floor participant interface

1. shall send a Floor Revoke message to the floor participant. The Floor Revoke message:
 - a. shall include the Reject Cause field with the <Reject Cause> value set to #3 (No permission to send a Media Burst);
2. shall store that a Floor Release message is expected from the floor participant; and
3. shall remain in the 'P: has no permission' state.

6.5.5.3.10 Receive Floor Release message (R: Floor Release)

When the floor participant interface receives a Floor Release message from the floor participant, the floor participant interface:

1. if a Floor Release message is not expected from the floor participant:

- a. if the first bit in the subtype of the Floor Release message is set to '1' (acknowledgement is required) as specified in subclause 8.2.2, based on local policy:
 - i. shall send a Floor Ack message to the floor participant and set the first bit in the subtype of the Floor Release message to '0' (acknowledgement is not required) in the outgoing Floor Release message; or
 - ii. wait for the Floor Ack from the floor control server; and
 - b. shall forward the Floor Release message to the floor control server interface;
2. if a Floor Release message is expected from the floor participant:
 - a. if the first bit in the subtype of the Floor Release message is set to '1' (acknowledgement is required) as specified in subclause 8.2.2:
 - i. shall send a Floor Ack message to the floor participant; and
 - b. shall remove that a Floor Release message is expected from the floor participant; and
 3. shall remain in the 'P: has no permission' state.

6.5.5.3.11 Receive split instruction (R: Split)

Upon receiving an instruction to split the ongoing MCPTT call, to the floor participant interface:

1. shall create a new instance of the 'basic floor control operation towards the floor participant' state machine;
2. shall move information associated with the instance used for 'floor participant interface state transition' to the 'basic floor control operation towards the floor participant' state machine;

NOTE: Which information that needs to be moved is an implementation option.

3. shall enter the 'Start-stop' state and terminate the 'floor participant state transition' state machine associated with this floor participant and this session;
4. if the state in 'general floor control operation' state machine is 'G: Floor Idle' state; shall enter the 'U: not permitted and Floor Idle' state as specified in subclause 6.3.5.3.2; and
5. if the state in 'general floor control operation' state machine is 'G: Floor Taken' state; shall enter the 'U: not permitted and Floor Taken' state as specified in subclause 6.3.5.4.2.

6.5.5.3.12 Receive Floor Release Multi Talker message

When the floor participant interface receives a Floor Release Multi Talker message from the floor control server interface, the floor participant interface:

1. shall send the Floor Release Multi Talker message to the floor participant; and
2. shall remain in the 'P: has no permission' state.

6.5.5.4 State: 'P: has permission'

6.5.5.4.1 General

The floor participant interface uses this state when the floor participant has permission to send media

6.5.5.4.2 Receive RTP media packets

When the floor participant interface receives an indication from the network media interface that RTP media packets are received from the MCPTT client, the floor participant interface:

1. shall instruct the media interface to forward received RTP media packets towards the media distributor; and
2. shall remain in the 'P: has permission' state.

6.5.5.4.3 Receive Floor Release message

When the floor participant interface receives a Floor Release message from the floor participant, the floor participant interface:

1. shall send the Floor Release message to the floor control server interface; and
3. shall remain in the 'P: has permission' state.

6.5.5.4.4 Receive Floor Ack message

When the floor participant interface receives a Floor Ack message from the floor control server interface, the floor participant interface:

1. shall send the Floor Ack message to the floor participant; and
2. shall remain in the 'P: has permission' state.

6.5.5.4.5 Receive Floor Idle message

When the floor participant interface receives a Floor Idle message from the floor control server interface, the floor participant interface:

1. shall send the Floor Idle message to the floor participant;
2. if the first bit in the subtype of the Floor Idle message is set to '1' (acknowledgement is required), shall store an indication that a Floor Ack message to a Floor Idle messages is expected; and
3. shall enter the 'P: has no permission' state.

6.5.5.4.6 Receive Floor Taken message

When the floor participant interface receives a Floor Taken message from the floor control server interface, the floor participant interface:

1. shall send the Floor Taken message to the floor participant;
2. if the first bit in the subtype of the Floor Taken message is set to '1' (acknowledgement is required), shall store an indication that a Floor Ack message to a Floor Taken messages is expected; and
3. if the Floor Indicator field is included and the I-bit is set to '1' (multi-talker) shall remain in the 'P: has permission' state, otherwise shall enter the 'P: has no permission' state.

6.5.5.4.7 Receive Floor Revoke message

When the floor participant interface receives a Floor Revoke message from the floor control server interface, the floor participant interface:

1. shall send the Floor Revoke message to the floor participant;
2. if the first bit in the subtype of the Floor Revoke message is set to '1' (acknowledgement is required), shall store an indication that a Floor Ack message to a Floor Revoke messages is expected; and
3. shall remain in the 'P: has permission' state.

6.5.5.4.8 Receive split instruction (R: Split)

Upon receiving an instruction to split the ongoing MCPTT call, the floor participant interface:

1. shall create a new instance of the 'basic floor control operation towards the floor participant' state machine as specified in subclause 6.3.5;
2. shall move information associated with the instance used for 'floor participant interface state transition' to the 'basic floor control operation towards the floor participant' state machine;

NOTE: Which information that needs to be moved is an implementation option.

3. shall enter the 'Start-stop' state and terminate the 'floor participant state transition' state machine associated with this floor participant and this session; and
4. shall enter the 'U: permitted' state as specified in subclause 6.3.5.5.2.

6.5.5.4.9 Receive Floor Release Multi Talker message

When the floor participant interface receives a Floor Release Multi Talker message from the floor control server interface, the floor participant interface:

1. shall send the Floor Release Multi Talker message to the floor participant; and
2. shall remain in the 'P: has permission' state.

6.5.5.5 In any state

6.5.5.5.1 General

This subclause describes the actions to be taken in all states defined for the 'floor participant state transition' diagram with the exception of the 'Start-stop' and 'Releasing' states.

6.5.5.5.2 Receive Floor Ack message (R: Floor Ack)

If a Floor Ack message is received from the floor participant, the floor participant interface:

1. if an indication exists that a Floor Ack message is expected for the message in the Message Type field;
 - a. shall forward the Floor Ack message to the floor control server interface; and
 - b. shall remove the indication that a Floor Ack message is expected for the message in the Message Type field; and

NOTE: It is an implementation option what action to take if an indication exists that a Floor Ack message is expected for the message in the Message Type field, but the Floor Ack message is not received

2. shall remain in the current state.

If a Floor Ack message is received from the floor control server interface, the floor participant interface:

1. shall send the Floor Ack message to the floor participant; and
2. shall remain in the current state.

6.5.5.5.3 MCPTT session release step 1 (MCPTT call release - 1)

Upon receiving an MCPTT call release step 1 request from the application and signalling plane e.g. when the session is going to be released or when the MCPTT client leaves the session, the floor participant interface:

1. shall stop sending floor control messages to the floor participant;
2. shall request the network media interface to stop sending RTP media packets towards to the MCPTT client;
3. shall ignore any floor control messages received from the floor participant;
4. shall request the network media interface to stop forwarding RTP media packets from the MCPTT client to the media distributor;
5. shall indicate to the floor control server interface that the MCPTT client has started to disconnect from the session; and
6. shall enter the 'P: Releasing' state.

6.5.5.6 State: 'P: Releasing'

6.5.5.6.1 General

The floor participant interface uses this state while waiting for the application and signalling plane to finalize the release of the session or finalizing the removal of the MCPTT client from the session.

6.5.5.6.2 MCPTT session release step 2 (MCPTT call release - 2)

Upon receiving an MCPTT call release step 2 request from the application and signalling plane, the floor participant interface:

1. shall request the network media interface to release all resources associated with this MCPTT client for this MCPTT call; and
2. shall enter the 'Start-stop' state and terminate the 'floor participant state transition' state machine associated with this floor participant and this session.

7 Off-network floor control

7.1 General

A floor control session may be initiated only if there is a successfully established off-network call.

In off-network, floor control is performed using floor control messages among the MCPTT clients without a centralized floor arbitrator. When off-network, if a floor control session is active, the floor arbitrator and the floor participant are co-located in the MCPTT client (see 3GPP TS 23.379 [5]). During a floor control session the MCPTT client currently speaking serves as the temporary floor arbitrator. All other MCPTT clients in the call play the role of floor participant. When the floor arbitrator grants the floor to another MCPTT client, that new MCPTT client, when starts to send media, becomes the new floor arbitrator and the former (the MCPTT client which granted the floor) becomes a floor participant.

The procedures in subclause 7.2 are from the perspective of a single MCPTT client. No special message other than floor control messages and media is used for coordinating the floor arbitrator and floor participant status of the separate MCPTT clients participating in the off-network call.

The floor control messages are always sent to all the participants of the call. Therefore they can be monitored by any MCPTT client listening to the call.

In a floor control session queueing of floor requests may be supported.

It is assumed that the MCPTT user presses the PTT button for requesting talk permission and keeps it pressed until the request is resolved. If queueing of floor requests is not supported, this request is either granted or rejected or no answer is received. If the request is granted the user is notified with talk permission tone (or equivalent) and the user continues to press the PTT until the user finishes the talk burst. If the request is rejected or no answer is received the user is notified and releases the PTT button.

If queueing of floor requests is supported, the MCPTT user shall be notified when a floor request is queued and the MCPTT user shall release the PTT button. When, after queueing, the floor is granted to this user the MCPTT user shall be informed that the queued request is now granted. Then the MCPTT user should press the PTT button within a short duration. Otherwise, the grant is taken from this MCPTT user. An MCPTT user can appear in a queue only once. The floor request queue is transferred from the former to the new floor arbitrator.

After the initiation of a floor control session the MCPTT client behaves according to the state machine presented in subclause 7.2.3. The state machine is designed such that in normal cases only one of the MCPTT clients, which participates in the call, acts as floor arbitrator and all others act as floor participants. However, there may be situations such that more than one MCPTT client are at an internal state causing them to act as floor arbitrator. A short sequence of floor control messages and RTP media packets are initiated to resolve these situations.

7.2 Floor participant procedures

7.2.1 Floor participant procedures at MCPTT session initialization

This subclause applies when no active floor control session exists.

Before a floor control entity is initiated a state machine with a single state, named as 'Start-stop' state, shall exist. At 'Start-stop' state, when the MCPTT client receives a request of the MCPTT call control entity to initiate the floor control as originating client, then the MCPTT client shall initiate a floor control entity and the floor control entity shall enter into the 'O: has permission' state. Otherwise, if MCPTT client receives a request of the MCPTT call control entity to initiate the floor control as terminating client, then the MCPTT client shall initiate a floor control entity and the floor control entity for an MCPTT group call shall enter into the 'O: silence' state or for both MCPTT private call and MCPTT broadcast call shall enter the 'O: has no permission' state.

Once the session is initiated, the initial floor control messages are sent according to the state machine presented in subclause 7.2.3. Normally, once the session is started the originating MCPTT client has the floor implicitly. For an on-going off-network group call, if an MCPTT client joins later, then it starts the floor control session and takes the role of floor participant and enters 'O: silence' state.

7.2.1.2 Determine off-network floor priority

Upon receiving a Floor Request message, to determine the floor priority of the Floor Request message, the floor arbitrator:

1. shall check the presence of Floor Priority field in the received Floor Request message. If present, the floor arbitrator:
 - a. shall determine the floor priority of the Floor Request message by choosing the lowest value from the following inputs:
 - i. the value of the Floor Priority field in the received Floor Request message;
 - ii. the value of the "`<x>/<x>/Common/MCPTTGroupMemberList/<x>/UserPriority`" leaf node of the sender of the Floor Request message, present in group configuration as specified in 3GPP TS 24.483 [4]; and
 - iii. the value of the "`<x>/OffNetwork/NumLevelHierarchy`" leaf node present in service configuration as specified in 3GPP TS 24.483 [4]; and
 2. if the Floor Priority field is not present in the Floor Request message, the floor arbitrator:
 - a. shall use the minimum value allowed for the Floor Priority as floor priority of the Floor Request message.

Once the floor priority of the Floor Request message is determined, to determine the effective priority of the Floor Request message, the floor arbitrator:

1. shall check the type of call indicated by the Floor Indicator field of the received Floor Request message and:
 - a. if the type of call indicated by the Floor Indicator field is Normal call:
 - i. if the current type of the call is normal, shall continue to check the next input parameter from step 2; and
 - ii. if the current type of the call is emergency or imminent-peril and:
 - A. if the value of "`<x>/<x>/OffNetwork/QueueUsage`" leaf node present in the group configuration as specified in 3GPP TS 24.483 [4] is set to "true", shall queue the floor request;
 - B. if the value of "`<x>/<x>/OffNetwork/QueueUsage`" leaf node present in the group configuration as specified in 3GPP TS 24.483 [4] is set to "false", shall deny the floor request; and
 - C. shall skip step 2;
 - b. if the type of call indicated by the Floor Indicator field is Imminent peril call and:

- i. if the current type of the call is normal, shall pre-empt the current talker, grant the floor request and skip step 2;
- ii. if the current type of the call is imminent-peril, shall continue to check the next input parameter from step 2; and
- iii. if the current type of the call is emergency and:
 - A. if the value of "/<x>/<x>/OffNetwork/QueueUsage" leaf node present in the group configuration as specified in 3GPP TS 24.483 [4] is set to "true", shall queue the floor request;
 - B. if the value of "/<x>/<x>/OffNetwork/QueueUsage" leaf node present in the group configuration as specified in 3GPP TS 24.483 [4] is set to "false", shall deny the floor request; and
 - C. shall skip step 2; and
- c. if the type of the call indicated by the Floor Indicator field is Emergency call and:
 - i. if the current type of the call is normal or imminent-peril, shall pre-empt the current talker and grant the floor request; and
 - ii. if the current type of the call is emergency and:
 - A. if the value of "/<x>/<x>/OffNetwork/QueueUsage" leaf node present in the group configuration as specified in 3GPP TS 24.483 [4] is set to "true", shall queue the floor request;
 - B. if the value of "/<x>/<x>/OffNetwork/QueueUsage" leaf node present in the group configuration as specified in 3GPP TS 24.483 [4] is set to "false", shall deny the floor request; and
 - iii shall skip step 2; and
- 2. shall compare the determined floor priority of the received Floor Request message to the effective priority of the current talker (determined at the time of floor grant to the current talker) and:
 - a. if the effective priority of the current talker is equal to or higher than the determined floor priority of the Floor Request message and:
 - i. if the value of "/<x>/<x>/OffNetwork/QueueUsage" leaf node present in the group configuration as specified in 3GPP TS 24.483 [4] is set to "true", shall queue the floor request; and
 - ii. if the value of "/<x>/<x>/OffNetwork/QueueUsage" leaf node present in the group configuration as specified in 3GPP TS 24.483 [4] is set to "false", shall deny the floor request; and
 - b. if the determined floor priority of the Floor Request message is higher than that of the current talker, shall pre-empt the current talker and shall grant the floor request.

7.2.2 Floor participant procedures at MCPTT call release

This subclause applies when an active floor control session exists.

When the off-network call is released the floor control session is terminated. The off-network floor control session can also be terminated when no media transmission or reception takes place during floor control session hold time, T230 (Inactivity). The termination of the floor control session as a result of the expiry of timer T230 (Inactivity) may terminate the call session.

7.2.3 Floor participant state diagram – basic operation

7.2.3.1 General

The floor participant shall behave according to the state diagram and the transitions specified in this subclause.

The received floor messages and the RTP media packets are inputs to the state machine according to their arrival order. They are not ignored unless otherwise stated.

The MCPTT client also provides input to the state machine as request to talk (press PTT button) or as end of talk (release PTT button).

Figure 7.2.3.1-1 show the 'Floor participant state diagram – basic operation'.

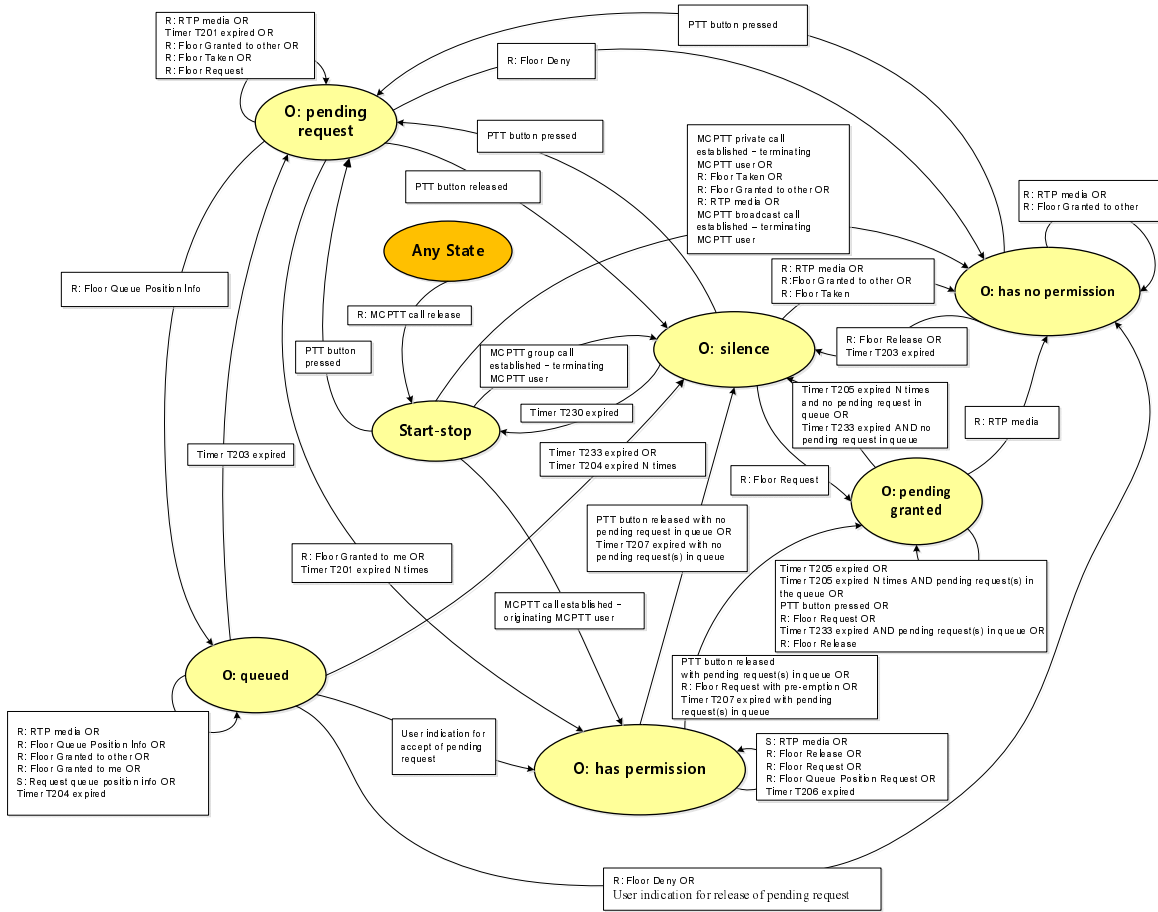


Figure 7.2.3.1-1: 'Floor participant state diagram – basic operation'

State details are explained in the following subclauses.

If an RTP media packet or a floor control message arrives in a state where there is no specific procedure specified for the RTP media packet or the received floor control message, the floor participant shall discard the floor control message or the RTP media packet and shall remain in the current state.

NOTE: A badly formatted RTP packet or floor control message received in any state is ignored by the floor participant and does not cause any change of the current state.

7.2.3.2 State: 'Start-stop'

7.2.3.2.1 General

When a new instance of the state machine is created, before any floor control related input is applied, the state machine is in the 'Start-stop' state. Similarly when the call is released or the floor control session is terminated, the state machine shall return to the 'Start-stop' state.

7.2.3.2.2 MCPTT call established – originating MCPTT user

When an MCPTT call is established with session announcement including an explicit floor request, the originating floor participant:

1. shall create an instance of a floor participant state transition diagram for basic operation state machine;
2. shall send Floor Granted message towards other floor participants. The Floor Granted message:
 - a. shall include the granted priority in the Floor priority field;
 - b. shall include the MCPTT user's own MCPTT ID in the User ID field; and
 - c. if the floor request is a broadcast group call, system call, emergency call or an imminent peril call, shall include a Floor Indicator field indicating the relevant call types;
3. shall set the stored SSRC of the current floor arbitrator to its own SSRC; and
4. shall enter 'O: has permission' state.

7.2.3.2.3 MCPTT group call established – terminating MCPTT user

When an MCPTT call is established the terminating floor participant:

1. shall create an instance of a floor participant state transition diagram for basic operation state machine;
2. shall start timer T230 (Inactivity); and
3. shall enter 'O: silence' state.

7.2.3.2.4 MCPTT private call established – terminating MCPTT user

When an MCPTT private call is established the terminating floor participant:

1. shall create an instance of a floor participant state transition diagram for basic operation state machine;
2. shall start timer T203 (End of RTP media); and
3. shall enter 'O: has no permission' state.

7.2.3.2.5 Send Floor Request message (PTT button pressed)

If the floor participant receives an indication from the MCPTT user to send media, the floor participant:

1. shall create an instance of a floor participant state transition diagram for basic operation state machine;
2. shall send the Floor Request message to other floor participants. The Floor Request message:
 - a. if a different priority than the normal priority is required, shall include the Floor Priority field with the requested priority in the <Floor Priority> value;
 - b. shall include the MCPTT ID of the MCPTT user in the <User ID> value of the User ID field; and
 - c. if the floor request is a broadcast group call, system call, emergency call or an imminent peril call, shall include a Floor Indicator field indicating the relevant call types;
3. shall initialize the counter C201 (Floor request) with value set to 1;

4. shall start the timer T201 (Floor request); and
5. shall enter 'O: pending request' state.

7.2.3.2.6 Receive Floor Taken message (R: Floor Taken)

When a Floor Taken message is received, the floor participant:

1. shall create an instance of a floor participant state transition diagram for basic operation state machine;
2. may provide a floor taken notification to the MCPTT user;
3. shall set the stored SSRC of the current floor arbitrator to the SSRC of granted floor participant field in the Floor Taken message;
4. shall start timer T203 (End of RTP media); and
5. shall enter 'O: has no permission' state.

7.2.3.2.7 Receive Floor Granted message (R: Floor Granted to other)

When a Floor Granted message is received and if the User ID in the Floor Granted message does not match its own User ID, the floor participant:

1. shall create an instance of a floor participant state transition diagram for basic operation state machine;
2. may provide a floor taken notification to the MCPTT user;
3. shall set the stored SSRC of the candidate floor arbitrator to the SSRC of user to whom the floor was granted in the Floor Granted message;
4. shall start timer T203 (End of RTP media); and
5. shall enter 'O: has no permission' state.

7.2.3.2.8 Receive RTP media (R: RTP media)

Upon receiving RTP media packets, the floor participant:

1. shall create an instance of a floor participant state transition diagram for basic operation state machine;
2. may provide a floor taken notification to the MCPTT user;
3. shall set the stored SSRC of the current floor arbitrator to the SSRC of RTP media packet;
4. shall restart timer T203 (End of RTP media);
5. shall request the MCPTT client to start rendering received RTP media packets; and
6. shall enter 'O: has no permission' state.

7.2.3.2.9 MCPTT broadcast call established – terminating MCPTT user

When an MCPTT broadcast call is established the terminating floor participant:

1. shall create an instance of a floor participant state transition diagram for basic operation state machine;
2. shall start timer T203 (End of RTP media); and
3. shall enter 'O: has no permission' state.

NOTE: In MCPTT broadcast call, only originating MCPTT user is allowed to request floor and transmit media. A Floor Request message is locally denied to terminating MCPTT user, if requested.

7.2.3.3 State: 'O: silence'

7.2.3.3.1 General

When in this state the MCPTT client for the session is unaware of any MCPTT client acting as a floor arbitrator, has not itself initiated a floor control request and is not currently receiving RTP media packets.

Timer T230 (Inactivity) is running in this state.

7.2.3.3.2 Send Floor Request message (PTT button pressed)

If the floor participant receives an indication from the MCPTT user to send media, the floor participant:

1. shall send the Floor Request message to other floor participants. The Floor Request message:
 - a. if a priority different than the default floor priority is required, shall include the Floor Priority field with the requested priority in the <Floor Priority> element;
 - b. shall include the MCPTT ID of the MCPTT user in the <User ID> value of the User ID field; and
 - c. if the floor request is a broadcast group call, system call, emergency call or an imminent peril call, shall include a Floor Indicator field indicating the relevant call types;
2. shall initialize the counter C201 (Floor request) with value set to 1;
3. shall stop timer T230 (Inactivity);
4. shall start timer T201 (Floor Request); and
5. shall enter 'O: pending request' state.

7.2.3.3.3 Receive RTP media (R: RTP media)

Upon receiving RTP media packets and if there is no stored SSRC of the current floor arbitrator, the floor participant:

1. may provide a floor taken notification to the MCPTT user;
2. shall stop timer T230 (Inactivity);
3. shall set the stored SSRC of the current floor arbitrator to the SSRC of RTP media packet;
4. shall restart (or start, if not running already) timer T203 (End of RTP media);
5. shall request the MCPTT client to start rendering received RTP media packets; and
6. shall enter 'O: has no permission' state.

Otherwise, if SSRC of floor participant sending the media matches the stored SSRC of current floor arbitrator, the floor participant:

1. shall restart (or start, if not running already) timer T203 (End of RTP media);
2. shall stop timer T230 (Inactivity);
3. shall request the MCPTT client to start rendering received RTP media packets; and
4. shall enter 'O: has no permission' state.

7.2.3.3.4 Receive Floor Granted message (R: Floor Granted to other)

When a Floor Granted message is received and if the User ID in the Floor Granted message does not match its own User ID, the floor participant:

1. may provide a floor taken notification to the MCPTT user;

2. if the Floor Indicator field is included and the B-bit is set to '1' (Broadcast group call), shall provide a notification to the user indicating that this is a broadcast group call;
3. shall set the stored SSRC of the candidate floor arbitrator to the SSRC of user to whom the floor was granted in the Floor Granted message;
4. shall stop timer T230 (Inactivity);
5. shall start timer T203 (End of RTP media); and
6. shall enter 'O: has no permission' state.

7.2.3.3.5 Receive Floor Request message (R: Floor Request)

The transition is used in private call only. When a Floor Request message is received, the floor participant:

1. shall send a Floor Granted message toward the other floor participant. The Floor Granted message:
 - a. shall include the MCPTT ID of the Floor Request message received in User ID value of the User ID field;
 - b. shall include the SSRC of the Floor Request message received in the SSRC of floor control server field;
 - c. shall include the max duration as configured in the MCPTT client in the OffNetwork/MaxDuration parameter in the <Duration> value of the Duration field; and
 - d. shall include the priority of the Floor Request message received in the <Floor Priority> value of the Floor Priority field;
2. shall stop timer T230 (Inactivity);
3. shall start timer T205 (Floor Granted); and
4. shall enter 'O: pending granted' state.

7.2.3.3.6 Receive Floor Taken message (R: Floor Taken)

When a Floor Taken message is received, the floor participant:

1. may provide a floor taken notification to the MCPTT user;
2. shall set the stored SSRC of the current floor arbitrator to the SSRC of granted floor participant field in the Floor Taken message;
3. shall stop timer T230 (Inactivity);
4. shall start timer T203 (End of RTP media); and
5. shall enter 'O: has no permission' state.

7.2.3.3.7 Timer T230 (Inactivity) expired

Upon expiry of timer T230 (Inactivity), the floor participant:

1. shall indicate to the call control that timer T230 (inactivity) has expired;
2. shall terminate the instance of floor participant state transition diagram; and
3. shall enter 'Start-stop' state.

7.2.3.4 State: 'O: has no permission'

7.2.3.4.1 General

In this state the MCPTT client does not have permission to send media.

7.2.3.4.2 Sending Floor Request message (PTT button pressed)

If the floor participant receives an indication from the MCPTT user that the MCPTT user wants to send media, the floor participant:

1. shall send the Floor Request message to other clients. The Floor Request message:
 - a. if a priority different than the default floor priority is required, shall include the Floor Priority field with the requested priority in the <Floor Priority> element;
 - b. shall include the MCPTT ID of the MCPTT user in the User ID field; and
 - c. if the floor request is a broadcast group call, system call, emergency call or an imminent peril call, shall include a Floor Indicator field indicating the relevant call types;
2. shall initialize the counter C201 (Floor request) with value set to 1;
3. shall start timer T201 (Floor Request); and
4. shall enter 'O: pending request' state.

7.2.3.4.3 Receive Floor Release message (R: Floor Release)

When a Floor Release message is received and if the SSRC in the Floor Release message matches with the stored SSRC of the current arbitrator or with the stored SSRC of the candidate arbitrator, the floor participant:

1. may provide floor idle notification to the MCPTT user.
2. shall request the MCPTT client to stop rendering received RTP media packets;
3. shall stop timer T203 (End of RTP media);
4. shall start timer T230 (Inactivity);
5. shall clear the stored SSRC of the candidate arbitrator;
6. shall clear the stored SSRC of the current floor arbitrator; and
7. shall enter 'O: silence' state;

7.2.3.4.4 Timer T203 (End of RTP media) expired

On expiry of T203 (End of RTP media) timer, the floor participant:

1. may provide floor idle notification to the MCPTT user.
2. shall request the MCPTT client to stop rendering received RTP media packets;
3. shall start timer T230 (Inactivity);
4. shall clear the stored SSRC of the current floor arbitrator; and
5. shall enter 'O: silence' state;

7.2.3.4.5 Receive Floor Granted message (R: Floor Granted to other)

When a Floor Granted message is received and if the <User ID> value in the User ID field does not match its own MCPTT ID and SSRC of floor participant sending the Floor Granted message matches the stored SSRC of current floor arbitrator, the floor participant:

1. shall request the MCPTT client to stop rendering received RTP media packets;
2. shall restart timer T203 (End of RTP media);
3. shall set the stored SSRC of the candidate floor arbitrator to the SSRC of user to whom the floor was granted in the Floor Granted message;

4. may provide a floor taken notification to the MCPTT user;
5. if the Floor Indicator field is included with the B-bit set to '1' (Broadcast group call), shall provide a notification to the user indicating that this is a broadcast group call; and
6. shall remain in the 'O: has no permission' state.

7.2.3.4.6 Receive RTP media (R: RTP media)

Upon receiving RTP media packets and if there is no stored SSRC of the current floor arbitrator, the floor participant:

1. shall request the MCPTT client to render the received RTP media packets;
2. shall set the stored SSRC of the current floor arbitrator to the SSRC of RTP media packet;
3. shall clear the stored SSRC of the candidate arbitrator, if any;
4. shall restart timer T203 (End of RTP media); and
5. shall remain in 'O: has no permission' state.

Otherwise, if SSRC of floor participant sending the media matches the stored SSRC of current arbitrator, the floor participant:

1. shall request the MCPTT client to render the received RTP media packets;
2. shall clear the stored SSRC of the candidate arbitrator, if any;
3. shall restart timer T203 (End of RTP media); and
4. shall remain in 'O: has no permission' state.

Otherwise, if SSRC of floor participant sending the media packet matches with the stored SSRC of candidate arbitrator, the floor participant:

1. shall request the MCPTT client to render the received RTP media packets;
2. shall set the stored SSRC of the current arbitrator to the SSRC of RTP media packet;
3. shall clear the stored SSRC of the candidate arbitrator;
4. shall restart timer T203 (End of RTP media); and
5. shall remain in 'O: has no permission' state.

7.2.3.5 State: 'O: has permission'

7.2.3.5.1 General

In this state the MCPTT client is acting as a floor control server (floor arbitrator) and has the permission to send media.

Timer T206 (Stop talking warning) and timer T207 (Stop Talking) are running in this state.

7.2.3.5.2 Send RTP Media packets (S: RTP Media)

Upon receiving encoded media from the user or if encoded media is already buffered the floor participant:

1. shall start timer T206 (Stop talking warning), if not running;
2. shall request the MCPTT client to start sending RTP media packets towards other MCPTT clients; and
3. shall remain in 'O: has permission' state.

7.2.3.5.3 Receive Floor Release message (R: Floor Release)

Upon receiving a Floor Release message and if the value of "/<x>/<x>/OffNetwork/QueueUsage" leaf node present in the group configuration as specified in 3GPP TS 24.483 [4] is set to "true", the floor participant:

1. shall remove the sender of the Floor Release message from the queue, if the <User ID> value in the floor release message matches the <User ID> value of the queued request; and
2. shall remain in 'O: has permission' state.

7.2.3.5.4 Receive Floor Request message (R: Floor Request)

Upon receiving a Floor Request message which is not pre-emptive as determined by subclause 4.1.1.5, in a session where:

1. the value of "/<x>/<x>/OffNetwork/QueueUsage" leaf node present in the group configuration as specified in 3GPP TS 24.483 [4] is set to "false"; or
2. the value of "/<x>/<x>/OffNetwork/QueueUsage" leaf node present in the group configuration as specified in 3GPP TS 24.483 [4] is set to "true" but the F-bit in the Floor Indicator field is set to '0' (i.e. indicating that queuing of floor requests is not supported) or the Floor Indicator field is not included in the Floor Request message;

then the floor participant:

1. shall send the Floor Deny message. The Floor Deny message:
 - a. shall include in the Reject Cause field the <Reject Cause> value cause #1 (Another MCPTT client has permission);
 - b. may include in the Reject Cause field an additional text string explaining the reason for rejecting the floor request in the <Reject Phrase> value; and
 - c. shall include the User ID field received in the Floor Request message; and
2. shall remain in 'O: has permission' state.

Upon receiving a Floor Request message which is not pre-emptive as determined by subclause 4.1.1.5, and the value of "/<x>/<x>/OffNetwork/QueueUsage" leaf node present in the group configuration as specified in 3GPP TS 24.483 [4] is set to "true" and the F-bit in the Floor Indicator field is set to '1' (i.e. indicating that queuing of the floor requests is supported) in the Floor Request message, the floor participant:

1. if the Floor Request message is not already stored, then shall store the received Floor Request message;
2. if the pending request queue is not full, shall send the Floor Queue Position Info message. The Floor Queue Position Info message:
 - a. shall include in the User ID field the MCPTT ID of the floor participant sending the Floor Request message;
 - b. shall include the SSRC of the floor participant in the SSRC of queued floor participant field;
 - c. shall include the position in the floor request queue in the Queue Info field; and
 - d. shall include the floor priority in the Queue Info field;
3. if the pending request queue is full, shall send the Floor Deny message. The Floor Deny message:
 - a. shall include in the Reject Cause field the <Reject Cause> value cause #7 (Queue full);
 - b. may include in the Reject Cause field an additional text string explaining the reason for rejecting the floor request in the <Reject Phrase> value; and
 - c. shall include the User ID field received in the Floor Request message; and
4. shall remain in 'O: has permission' state.

7.2.3.5.5 Send Floor Release message (PTT button released with no pending request in queue)

Upon receiving an indication from the MCPTT user to release permission to send RTP media, the floor participant:

1. shall stop timer T206 (Stop talking warning), if running;
2. shall stop timer T207 (Stop talking), if running;
3. shall send a Floor Release message towards other floor participants, if no queued requests exist: The Floor Release message:
 - a. shall include the MCPTT ID of the MCPTT user in the User ID field; and
 - b. if the session is not initiated as a broadcast group call with the B-bit set to '1' (Broadcast group call), shall include a Floor Indicator field set to '0' (normal call);
4. shall start timer T230 (Inactivity);
5. shall clear the stored SSRC of the current floor arbitrator; and
6. shall enter 'O: silence' state.

7.2.3.5.6 Send Floor Granted message (PTT button released with pending request(s) in queue)

When no more encoded media is received from the user and if at least one Floor Request message is stored (i.e. queueing mode is used in the session), the floor participant:

1. shall stop timer T206 (Stop talking warning), if running;
2. shall stop timer T207 (Stop talking), if running;
3. shall request the MCPTT client to stop sending RTP media packets towards other MCPTT clients;
4. shall send the Floor Granted message toward the other floor participants. The Floor Granted message:
 - a. shall include the MCPTT ID of the first floor participant in the queue in the User ID field;
 - b. shall include the SSRC of the first floor participant in the queue in the SSRC of the granted floor participant field;
 - c. shall remove the first floor participant from the queue;
 - d. for the remaining floor participants in the queue:
 - i. shall include the MCPTT ID of the floor participant in the Queued User ID field;
 - ii. shall include the SSRC of the floor participant in the SSRC of queued floor participant field;
 - iii. shall include the queue position of the floor participant in the Queue Info field; and
 - iv. shall include the priority of the floor participant in the Queue Info field; and
 - e. if the floor request is a broadcast group call, system call, emergency call or an imminent peril call, shall include a Floor Indicator field indicating the relevant call types;
5. shall set the stored SSRC of the current floor arbitrator to the SSRC of user to whom the floor was granted in the Floor Granted message;
6. shall start timer T205 (Floor Granted) and shall initiate counter C205 (Floor Granted) to 1; and
7. shall enter the 'O: pending granted' state.

7.2.3.5.7 Receive Floor Request message with pre-emption indication (R: Floor Request with pre-emption)

Upon receiving a Floor Request message which is pre-emptive as determined by subclause 4.1.1.5, the floor participant:

1. shall stop timer T206 (Stop talking warning), if running;
2. shall stop timer T207 (Stop talking), if running;
3. shall request the MCPTT client to stop sending RTP media packets towards other MCPTT clients;
4. shall send a Floor Granted message towards the other floor participants. The Floor Granted message:
 - a. shall include the MCPTT ID of the Floor Request message received in the User ID field;
 - b. shall include the SSRC of floor participant sending the Floor Request message in the SSRC of floor control server field; and
 - c. if the value of "/<x>/<x>/OffNetwork/QueueUsage" leaf node present in the group configuration as specified in 3GPP TS 24.483 [4] is set to "true", for each floor participant in the queue:
 - i. shall include the MCPTT ID of the floor participant in the Queued User ID field;
 - ii. shall include the SSRC of the floor participant in the SSRC of queued floor participant field;
 - iii. shall include the queue position of the floor participant in the Queue Info field; and
 - iv. shall include the priority of the floor participant in the Queue Info field;
5. shall start timer T205 (Floor Granted) and shall initiate counter C205 (Floor Granted) to 1;
6. shall set the stored SSRC of the current floor arbitrator to the SSRC of the user to whom the floor was granted in the Floor Granted message; and
7. shall enter the 'O: pending granted' state.

7.2.3.5.8 Receive Floor Queue Position Request message (R: Floor Queue Position Request)

Upon receiving a Floor Queue Position Request message, the floor participant:

1. shall send the Floor Queue Position Info message. The Floor Queue Position Info message:
 - a. shall include the floor participant's own MCPTT ID in the User ID field;
 - b. shall include the queue position and floor priority in the Queue Info field;
 - c. shall include the value of the SSRC of floor participant requesting floor queue status info field from the received Floor Queue Position Request message in the SSRC of queued floor participant field; and
 - d. shall include the value of the User ID field from the received Floor Queue Position Request message in the Queued User ID field; and
2. remain in the 'O: has permission' state.

7.2.3.5.9 Transmission time limit warning (Timer T206 expires)

When timer T206 (Stop talking warning) expires, the floor participant:

1. may notify the MCPTT user that the transmission time limit is about to reach;
2. shall start timer T207 (Stop talking); and
3. shall remain in the current state.

7.2.3.5.10 Transmission time limit reached with pending request(s) in queue (Timer T207 expires)

When the timer T207 (Stop talking) expires and if at least one Floor Request message is stored (i.e. queueing mode is used in the session), the floor participant:

1. shall request the MCPTT client to stop sending RTP media packets towards other MCPTT clients;
2. shall send the Floor Granted message toward the other floor participants. The Floor Granted message:
 - a. shall include the MCPTT ID of the first floor participant in the queue in the User ID field;
 - b. shall include the SSRC of the first floor participant in the queue in the SSRC of the granted floor participant field;
 - c. shall remove the first floor participant from the queue;
 - d. for the remaining floor participants in the queue:
 - i. shall include the MCPTT ID of the floor participant in the Queued User ID field;
 - ii. shall include the SSRC of the floor participant in the SSRC of queued floor participant field;
 - iii. shall include the queue position of the floor participant in the Queue Info field; and
 - iv. shall include the priority of the floor participant in the Queue Info field; and
 - e. if the floor request is a broadcast group call, system call, emergency call or an imminent peril call, shall include a Floor Indicator field indicating the relevant call types;
3. shall set the stored SSRC of the current floor arbitrator to the SSRC of user to whom the floor was granted in the Floor Granted message;
4. shall start timer T205 (Floor Granted) and shall initiate counter C205 (Floor Granted) to 1; and
- 5 shall enter the 'O: pending granted' state.

7.2.3.5.11 Transmission time limit reached with no pending request in queue (Timer T207 expires)

When timer T207 (Stop talking) expires with no pending requests in the queue or if the value of "`<x>/<x>/OffNetwork/QueueUsage`" leaf node present in the group configuration as specified in 3GPP TS 24.483 [4] is set to "false", the floor participant:

1. shall send a Floor Release message towards other floor participants. The Floor Release message:
 - a. shall include the MCPTT ID of the MCPTT user in the User ID field; and
 - b. if the session is not initiated as a broadcast group call with the B-bit set to '1' (Broadcast group call), shall include a Floor Indicator field set to '0' (normal call);
2. shall start timer T230 (Inactivity);
3. shall clear the stored SSRC of the current floor arbitrator; and
4. shall enter 'O: silence' state.

7.2.3.6 State: 'O: pending request'

7.2.3.6.1 General

In this state the MCPTT client is waiting for a response to a Floor request message.

In this state timer T201 (Floor Request) is running.

To resolve race condition between multiple simultaneous floor requests, the MCPTT client resets the counter associated with timer T201, if another floor request with higher priority or higher SSRC, in case the priority is same, is received.

7.2.3.6.2 Receive RTP media (R: RTP media)

Upon receiving RTP media packets and if there is no stored SSRC of the current floor arbitrator, the floor participant:

1. shall request the MCPTT client to render the RTP media packets;
2. shall reset the value of the counter C201 (Floor Request) to 1;
3. shall set the stored SSRC of the current floor arbitrator to the SSRC of RTP media packet;
4. shall restart (or start, if not running already) timer T203 (End of RTP media); and
5. shall remain in 'O: pending request' state.

Otherwise, if SSRC of floor participant sending the media matches with the stored SSRC of current floor arbitrator, the floor participant:

1. shall request the MCPTT client to render the RTP media packets;
2. shall reset the value of the counter C201 (Floor Request) to 1;
3. shall restart (or start, if not running already) timer T203 (End of RTP media); and
4. shall remain in 'O: pending request' state.

Otherwise, if SSRC of floor participant sending the media packet matches with the stored SSRC of candidate arbitrator, the floor participant:

1. shall request the MCPTT client to render the RTP media packets;
2. shall reset the value of the counter C201 (Floor Request) to 1;
3. shall set the stored SSRC of the current arbitrator to the SSRC of RTP media packet;
4. shall clear the stored SSRC of the candidate arbitrator;
5. shall restart (or start, if not running already) timer T203 (End of RTP media); and
6. shall remain in 'O: pending request' state.

7.2.3.6.3 Receive Floor Queue Position Info message (R: Floor Queue Position Info)

Upon receiving Floor Queue Position Info message, if the <User ID> value in the Queued User ID field matches its own MCPTT ID and the value in the SSRC of floor control server field as received in the Floor Queue Position Info message matches the stored SSRC of current floor arbitrator, the floor participant:

1. shall update the queue status;
2. may notify the MCPTT user about the queue position received in the <Queue position info> value in the Queue Info field;
3. shall stop timer T201 (Floor Request); and
4. shall enter 'O: queued' state.

Otherwise, if the <User ID> value in the Queued User ID field matches its own MCPTT ID and there is no stored SSRC of the current floor arbitrator, the floor participant:

1. shall update the queue status;
2. shall set the stored SSRC of the current floor arbitrator to the value in the SSRC of floor control server field as received in the Floor Queue Position Info message;

3. may notify the MCPTT user about the queue position received in the <Queue position info> value in the Queue Info field;
4. shall stop timer T201 (Floor Request); and
5. shall enter 'O: queued' state.

Otherwise, if the <User ID> value in the Queued User ID field matches its own MCPTT ID and the value in the SSRC of floor control server field as received in the Floor Queue Position Info message matches the stored SSRC of candidate arbitrator, the floor participant:

1. shall update the queue status;
2. shall set the stored SSRC of the current arbitrator to the value in the SSRC of the floor control server field as received in the Floor Queue Position Info message;
3. shall clear the stored SSRC of the candidate arbitrator;
4. may notify the MCPTT user about the queue position received in the <Queue position info> value in the Queue Info field;
5. shall stop timer T201 (Floor Request); and
6. shall enter 'O: queued' state.

7.2.3.6.4 Receive Floor Deny message (R: Floor Deny)

Upon receiving Floor Deny message, if the <User ID> value in the User ID field matches its own MCPTT ID and SSRC of floor participant sending the Floor Deny message matches the stored SSRC of current floor arbitrator, the floor participant:

1. shall stop the timer T201 (Floor Request);
2. shall provide floor deny notification to the user;
3. shall restart the timer T203 (End of RTP media);
4. may display the floor deny reason to the user using information in the Reject Cause field; and
5. shall enter 'O: has no permission' state.

Otherwise, if the <User ID> value in the User ID field matches its own MCPTT ID and there is no stored SSRC of the current floor arbitrator, the floor participant:

1. shall stop the timer T201 (Floor Request);
2. shall set the stored SSRC of the current floor arbitrator to the value in the SSRC of floor control server field as received in the Floor Deny message;
3. shall restart the timer T203 (End of RTP media);
4. shall provide floor deny notification to the user;
5. may display the floor deny reason to the user using information in the Reject Cause field; and
6. shall enter 'O: has no permission' state.

Otherwise, if the <User ID> value in the User ID field matches its own MCPTT ID and SSRC of floor participant sending the Floor Deny message matches the stored SSRC of candidate arbitrator, the floor participant:

1. shall stop the timer T201 (Floor Request);
2. shall set the stored SSRC of the current arbitrator to the SSRC of the floor control server as received in the Floor Deny message;
3. shall clear the stored SSRC of the candidate arbitrator;

4. shall restart the timer T203 (End of RTP media);
5. shall provide floor deny notification to the user;
6. may display the floor deny reason to the user using information in the Reject Cause field; and
7. shall enter 'O: has no permission' state.

7.2.3.6.5 Send Floor Release message (PTT button released)

When an indication from the MCPTT user to release the pending request for the floor is received, the floor participant:

1. shall send a Floor Release message towards other floor participants. The Floor Release message:
 - a. shall include the MCPTT ID of the MCPTT user in the <User ID> value of the User ID field; and
 - b. if the session is not initiated as a broadcast group call with the B-bit set to '1' (Broadcast group call), shall include a Floor Indicator field set to '0' (normal call);
2. shall stop the timer T201 (Floor Request);
3. shall stop timer T203 (End of RTP media), if running;
4. shall start the timer T230 (Inactivity);
5. shall clear the stored SSRC of the current floor arbitrator; and
6. shall enter 'O: silence' state.

7.2.3.6.6 Send Floor Taken message (Timer T201 expired N times)

When timer T201 (Floor Request) expires and counter C201 (Floor Request) reaches its upper limit, the floor participant:

1. shall send the Floor Taken message toward the other floor participants. The Floor Taken message:
 - a. shall include the floor participant's own SSRC in the SSRC of the granted floor participant field;
 - b. shall include the floor participant's own MCPTT ID in the User ID field; and
 - c. if the floor request is a broadcast group call, system call, emergency call or an imminent peril call, shall include a Floor Indicator field indicating the relevant call types;
2. shall set the stored SSRC of the current floor arbitrator to its own SSRC;
3. shall stop timer T203 (End of RTP media), if running; and
4. shall enter 'O: has permission' state.

7.2.3.6.7 Receive Floor Granted message (R: Floor Granted to me)

Upon receiving Floor Granted message and if the <User ID> value in the User ID field matches its own MCPTT ID and SSRC of floor participant sending the Floor Granted message matches the stored SSRC of current floor arbitrator, the floor participant:

1. shall request the MCPTT client to stop rendering received RTP media packets;
2. shall set the stored SSRC of the current floor arbitrator to its own SSRC;
3. shall stop timer T203 (End of RTP media), if running;
4. shall stop timer T201 (Floor Request);
5. may provide a floor granted notification to the MCPTT user;

6. if the Floor Indicator field is included and the B bit is set to '1' (Broadcast group call), shall provide a notification to the user indicating the type of call; and
7. shall enter 'O: has permission' state.

Otherwise, if the <User ID> value in the User ID field matches its own MCPTT ID and there is no stored SSRC of the current floor arbitrator, the floor participant:

1. shall set the stored SSRC of the current floor arbitrator to its own SSRC;
2. shall stop timer T203 (End of RTP media);
3. shall stop timer T201 (Floor Request);
4. may provide a floor granted notification to the MCPTT user;
5. if the Floor Indicator field is included and the B bit is set to '1' (Broadcast group call), shall provide a notification to the user indicating the type of call; and
6. shall enter 'O: has permission' state.

Otherwise, if the <User ID> value in the User ID field matches its own MCPTT ID and SSRC of floor participant sending the Floor Granted message matches the stored SSRC of candidate arbitrator, the floor participant:

1. shall set the stored SSRC of the current arbitrator to its own SSRC;
2. shall stop timer T203 (End of RTP media);
3. shall stop timer T201 (Floor Request);
4. may provide a floor granted notification to the MCPTT user;
5. shall clear the stored SSRC of the candidate arbitrator;
6. if the Floor Indicator field is included and the B bit is set to '1' (Broadcast group call), shall provide a notification to the user indicating the type of call; and
7. shall enter 'O: has permission' state.

7.2.3.6.8 Receive Floor Granted message (R: Floor Granted to other)

Upon receiving a Floor Granted message and if the <User ID> value in the User ID field does not match its own MCPTT ID and SSRC of floor participant sending the Floor Granted message matches the stored SSRC of current arbitrator, the floor participant:

1. shall request the MCPTT client to stop rendering received RTP media packets;
2. shall set the stored SSRC of the candidate arbitrator to the SSRC of user to whom the floor was granted in the Floor Granted message;
3. shall reset the counter C201 (Floor Request) associated with timer T201 (Floor Request) with the value set to 1;
4. shall restart timer T203 (End of RTP media);
5. shall restart timer T201 (Floor Request);
6. may provide a floor taken notification to the MCPTT user;
7. if the Floor Indicator field is included and the B bit is set to '1' (Broadcast group call), shall provide a notification to the user indicating the type of call; and
8. shall remain in 'O: pending request' state.

Otherwise, if the <User ID> value in the User ID field does not match its own MCPTT ID and there is no stored SSRC of the current floor arbitrator, the floor participant:

1. shall set the stored SSRC of the candidate floor arbitrator to the SSRC of user to whom the floor was granted in the Floor Granted message;
2. shall reset the counter C201 (Floor Request) associated with timer T201 (Floor Request) with the value set to 1;
3. shall restart timer T203 (End of RTP media);
4. shall restart timer T201 (Floor Request);
5. may provide a floor taken notification to the MCPTT user;
6. if the Floor Indicator field is included and the B bit is set to '1' (Broadcast group call), shall provide a notification to the user indicating the type of call; and
7. shall remain in 'O: pending request' state.

Otherwise, if the <User ID> value in the User ID field does not match its own MCPTT ID and SSRC of floor participant sending the Floor Granted message matches the stored SSRC of candidate arbitrator, the floor participant:

1. shall request the MCPTT client to stop rendering received RTP media packets;
2. shall set the stored SSRC of the candidate arbitrator to the SSRC of user to whom the floor was granted in the Floor Granted message;
3. shall reset the counter C201 (Floor Request) associated with timer T201 (Floor Request) with the value set to 1;
4. shall restart timer T203 (End of RTP media);
5. shall restart timer T201 (Floor Request);
6. may provide a floor taken notification to the MCPTT user;
7. if the Floor Indicator field is included and the B bit is set to '1' (Broadcast group call), shall provide a notification to the user indicating the type of call; and
8. shall remain in 'O: pending request' state.

7.2.3.6.9 Timer T201 (Floor Request) expired (Timer T201 expired)

On expiry of timer T201 (Floor Request) if the counter C201 (Floor Request) has not reached its upper limit, the floor participant:

1. shall send the Floor Request message to other floor participants. The Floor Request message:
 - a. if a priority different than the default floor priority is required, shall include the Floor Priority field with the requested priority in the <Floor Priority> element;
 - b. shall include the MCPTT ID of the own MCPTT user in the User ID field; and
 - c. if the floor request is a broadcast group call, system call, emergency call or an imminent peril call, shall include a Floor Indicator field indicating the relevant call types;
2. shall restart the timer T201 (Floor Request) and increment counter C201 (Floor Request) by 1; and
3. shall remain in the 'O: pending request' state.

7.2.3.6.10 Receive Floor Request message (R: Floor request)

Upon receiving Floor Request message, if the priority of received request is higher than priority of the floor participant or if the SSRC of received request is higher, if the priority is same, the floor participant:

1. shall reset the value of the counter C201 (Floor Request) to 1;
2. shall re-start timer T201 (Floor Request); and
3. shall remain in 'O: pending request' state.

7.2.3.6.11 Receive Floor Taken message (R: Floor Taken)

Upon receiving a Floor Taken message, the floor participant:

1. shall set the stored SSRC of the current floor arbitrator to the SSRC of granted floor participant field the Floor Taken message;
2. shall reset the value of the counter C201 (Floor request) to 1;
3. shall restart timer T201 (Floor request); and
4. shall remain in 'O: pending request' state.

7.2.3.7 State: 'O: pending granted'

7.2.3.7.1 General

In this state the MCPTT client is waiting for another client to take over the role of floor arbitrator.

The timer T205 (Floor Granted) is running in this state.

7.2.3.7.2 Receive RTP media (R: RTP Media)

Upon receiving the RTP media and the SSRC of RTP media packet matches with the stored SSRC of current floor arbitrator, the floor participant:

1. shall request the MCPTT client to render the received RTP media packets;
2. shall stop timer T205 (Floor Granted), if running;
3. shall stop timer T233 (Pending user action), if running;
4. shall start timer T203 (End of RTP media); and
5. shall enter 'O: has no permission' state.

7.2.3.7.3 Timer T205 (Floor Granted) expired (timer T205 expired)

On expiry of timer T205 (Floor Granted) and counter C205 (Floor Granted) is less than the upper limit, the floor participant:

1. shall send again the Floor Granted message toward the other floor participants. For each participant in the queue the Floor Granted message:
 - a. shall include the MCPTT ID of the floor participant in the Queued User ID field;
 - b. shall include the SSRC of the floor participant in the SSRC of queued floor participant field;
 - c. shall include the queue position of the floor participant in the Queue Info field; and
 - d. shall include the priority of the floor participant in the Queue Info field;
2. shall restart timer T205 (Floor Granted) and shall increment counter C205 (Floor Granted) by 1; and
3. shall remain in 'O: pending granted' state.

7.2.3.7.4 Timer T205 (Floor Granted) expired N times with pending request(s) in the queue (Timer T205 expired N times AND pending request(s) in queue)

On the expiry of timer T205 (Floor Granted) for the configured upper limit of counter C205 (Floor Granted) with request pending in the queue, the floor participant:

1. shall reset the value of counter C205 (Floor Granted) to 1;
2. shall start the timer T233 (Pending user action); and

3. shall remain in 'O: pending granted' state.

7.2.3.7.5 Timer T205 (Floor Granted) expired N times with no pending request in the queue (Timer T205 expired N times AND no pending request in queue)

On the expiry of timer T205 (Floor Granted) for the configured upper limit of counter C205 (Floor Granted) with no request pending in the queue, the floor participant:

1. shall reset the value of counter C205 (Floor Granted) to 1;
2. shall start timer T230 (Inactivity);
3. shall clear the stored SSRC of the current floor arbitrator; and
4. shall enter 'O: silence' state.

7.2.3.7.6 Timer T233 (Pending user action) expires with no pending request in the queue (Timer T233 expired AND no pending request in queue)

On expiry of timer T233 (Pending user action) with no request pending in the queue, the floor participant:

1. shall send a Floor Release message towards other floor participants. The Floor Release message:
 - a. shall include the MCPTT ID of the MCPTT user in the User ID field;
2. shall start timer T230 (Inactivity);
3. shall clear the stored SSRC of the current floor arbitrator; and
4. shall enter 'O: silence' state.

7.2.3.7.7 Timer T233 (Pending user action) expires with pending request(s) in the queue (Timer T233 expired AND pending request(s) in queue)

On the expiry of timer T233 (Pending user action) with more request(s) pending in the queue, the floor participant:

1. shall send the Floor Granted message for the next pending request in the queue towards other floor participants. The Floor Granted message:
 - a. shall include the MCPTT ID of the first floor participant in the queue in the User ID field;
 - b. shall include the SSRC of the first floor participant in the queue in the SSRC of the granted floor participant field;
 - c. shall remove the first floor participant from the queue;
 - d. for the remaining floor participants in the queue:
 - i. shall include the MCPTT ID of the floor participant in the Queued User ID field;
 - ii. shall include the SSRC of the floor participant in the SSRC of queued floor participant field;
 - iii. shall include the queue position of floor participant in the Queue Info field;
 - iv. shall include the priority of the floor participant in the Queue Info field; and
 - e. if the floor request is a broadcast group call, system call, emergency call or an imminent peril call, shall include a Floor Indicator field indicating the relevant call types;
2. shall set the stored SSRC of the current floor arbitrator to the SSRC of user to whom the floor was granted in the Floor Granted message;
3. shall start timer T205 (Floor Granted);
4. shall initialize the counter C205 (Floor Granted) with the value set to 1; and

5. shall remain in 'O: pending granted' state.

7.2.3.7.8 PTT button pressed

If the floor participant receives an indication from the MCPTT user to send media, the floor participant:

1. may notify the MCPTT user about rejection; and,
2. shall remain in 'O: pending granted' state.

7.2.3.7.9 Receive Floor Release message (R: Floor Release)

Upon receiving a Floor Release message, the floor participant:

1. shall remove the sender of the Floor Release message from the queue, if the User ID in the floor release message matches the queued request of User ID; and
2. shall remain in 'O: pending granted' state.

7.2.3.7.10 Receive Floor Request message (R: Floor Request)

When a Floor Request message is received, the floor participant:

1. if the SSRC in the received Floor Request message equals the stored SSRC of the current floor arbitrator,
 - a. shall send again the Floor Granted message toward the other floor participants. For each participant in the queue the Floor Granted message:
 - i. shall include the MCPTT ID of the floor participant in the Queued User ID field;
 - ii. shall include the SSRC of the floor participant in the SSRC of queued floor participant field;
 - iii. shall include the queue position of the floor participant in the Queue Info field; and
 - iv. shall include the priority of the floor participant in the Queue Info field; and
 - b. shall restart timer T205 (Floor Granted) and shall increment counter C205 (Floor Granted) by 1;
2. if the SSRC in the received Floor Request message does not equal the stored SSRC of the current floor arbitrator, shall send the Floor Deny message toward the other floor participant. The Floor Deny message:
 - a. shall include in the Reject Cause field the <Reject Cause> value cause #1 (Another MCPTT client has permission);
 - b. may include in the Reject Cause field an additional text string explaining the reason for rejecting the floor request in the <Reject Phrase> value; and
 - c. shall include the User ID field received in the Floor Request message; and
3. shall remain in 'O: pending granted' state.

7.2.3.8 State: 'O: queued'

7.2.3.8.1 General

In this state the MCPTT client is waiting for a response to a queued request.

7.2.3.8.2 Receive RTP media (R: RTP media)

Upon receiving RTP media packets and the SSRC of RTP media packet matches with the stored SSRC of current floor arbitrator, the floor participant:

1. shall request the MCPTT client to render the RTP media packets;

2. shall restart timer T203 (End of RTP media); and
3. shall remain in 'O: queued' state.

Otherwise, if SSRC of floor participant sending the media packet matches with the stored SSRC of candidate arbitrator, the floor participant:

1. shall request the MCPTT client to render the RTP media packets;
2. shall restart timer T203 (End of RTP media);
3. shall set the stored SSRC of the current arbitrator to the SSRC of RTP media packet;
4. shall clear the stored SSRC of the candidate arbitrator; and
5. shall remain in 'O: queued' state.

7.2.3.8.3 Receive Floor Queue Position Info message (R: Floor Queue Position Info)

Upon receiving Floor Queue Position Info message, if the <User ID> value in the Queued User ID field matches its own MCPTT ID and SSRC of floor participant sending the Floor Queue Position Info message matches the stored SSRC of current floor arbitrator, the floor participant:

1. shall update the queue position;
2. shall notify the MCPTT user about the queue position received in the <Queue position info> value in the Queue Info field;
3. shall stop timer T204 (Floor Queue Position request); and
4. shall remain in 'O: queued' state.

Otherwise, if the <User ID> value in the User ID field matches its own MCPTT ID and SSRC of floor participant sending the Floor Queue Position Info message matches the stored SSRC of candidate arbitrator, the floor participant:

1. shall update the queue position;
2. shall set the stored SSRC of the current arbitrator to the SSRC of the floor control server as received in the Floor Queue Position Info message;
3. shall clear the stored SSRC of the candidate arbitrator;
4. shall notify the MCPTT user about the queue position received in the <Queue position info> value in the Queue Info field;
5. shall stop timer T204 (Floor Queue Position request); and
6. shall remain in 'O: queued' state.

7.2.3.8.4 Receive Floor Deny message (R: Floor Deny)

Upon receiving Floor Deny message, if the <User ID> value in the User ID field matches its own MCPTT ID and SSRC of floor participant sending the Floor Deny message matches the stored SSRC of current floor arbitrator, the floor participant:

1. shall stop timer T204 (Floor Queue Position request), if running;
2. shall stop the timer T233 (Pending user action), if running;
3. shall provide floor deny notification to the user;
4. may display the floor deny reason to the user using information in the Reject Cause field; and
5. shall enter 'O: has no permission' state.

Otherwise, if the <User ID> value in the User ID field matches its own MCPTT ID and SSRC of floor participant sending the Floor Deny message matches the stored SSRC of candidate arbitrator, the floor participant:

1. shall stop timer T204 (Floor Queue Position request), if running;
2. shall stop the timer T233 (Pending user action), if running;
3. shall set the stored SSRC of the current arbitrator to the SSRC of the floor control server as received in the Floor Deny message;
4. shall clear the stored SSRC of the candidate arbitrator;
5. shall provide floor deny notification to the user;
6. may display the floor deny reason to the user using information in the Reject Cause field; and
7. shall enter 'O: has no permission' state.

7.2.3.8.5 User indication for release of pending request

When an indication from the MCPTT user to release the queued request for the floor is received, the floor participant:

1. shall send a Floor Release message towards other floor participants. The Floor Release message:
 - a. shall include the MCPTT ID of the MCPTT user in the User ID field;
2. shall stop timer T204 (Floor Queue Position request), if running;
3. shall stop timer T233 (Pending user action), if running; and
4. shall enter 'O: has no permission' state.

7.2.3.8.6 Receive Floor Granted message (R: Floor Granted to me)

Upon receiving Floor Granted message and if the <User ID> value in the User ID field matches its own MCPTT ID and SSRC of floor participant sending the Floor Granted message matches the stored SSRC of current floor arbitrator, the floor participant:

1. shall request the MCPTT client to stop rendering received RTP media packets;
2. shall start timer T233(Pending user action), if not running already;
3. shall notify the MCPTT user about of the floor grant;
4. if the Floor Indicator field is included, and the B bit is set to '1' (Broadcast group call), shall provide a notification to the user indicating the type of call; and
5. shall remain in 'O: queued' state.

Otherwise, if the <User ID> value in the User ID field matches its own MCPTT ID and SSRC of floor participant sending the Floor Granted message matches the stored SSRC of candidate arbitrator, the floor participant:

1. shall request the MCPTT client to stop rendering received RTP media packets;
2. shall start timer T233(Pending user action), if not running already;
3. shall notify the MCPTT user about of the floor grant;
4. shall set the stored SSRC of the current arbitrator to its own SSRC;
5. shall clear the stored SSRC of the candidate arbitrator;
6. if the Floor Indicator field is included, and the B bit is set to '1' (Broadcast group call), shall provide a notification to the user indicating the type of call; and
7. shall remain in 'O: queued' state.

7.2.3.8.7 Timer T233 (Pending user action) expires

On expiry of timer T233 (Pending user action), the floor participant:

1. shall stop timer T204 (Floor Queue Position request), if running;
2. shall start timer T230 (Inactivity); and
3. shall enter 'O: silence' state.

7.2.3.8.8 User indication for accept of pending request

If the floor participant receives an indication from the user that the user wants to send media and the timer T233 (pending user action) is running, the floor participant:

1. shall stop timer T204 (Floor Queue Position request), if running;
2. shall stop the timer T233 (Pending user action);
3. shall set the stored SSRC of the current floor arbitrator to its own SSRC; and
4. shall enter 'O: has permission' state.

7.2.3.8.9 Receive Floor Granted message (R: Floor Granted to other)

Upon receiving Floor Granted message and if the <User ID> value in the User ID field does not match its own MCPTT ID and SSRC of floor participant sending the Floor Granted message matches the stored SSRC of current floor arbitrator, the floor participant:

1. shall request the MCPTT client to stop rendering received RTP media packets;
2. shall restart timer T203 (End of RTP media);
3. shall set the stored SSRC of the candidate floor arbitrator to the SSRC of user to whom the floor was granted in the Floor Granted message; and
4. shall remain in 'O: queued' state.

Otherwise, if the <User ID> value in the User ID field does not match its own MCPTT ID and SSRC of floor participant sending the Floor Granted message matches the stored SSRC of candidate arbitrator, the floor participant:

1. shall request the MCPTT client to stop rendering received RTP media packets;
2. shall restart timer T203 (End of RTP media);
3. shall set the stored SSRC of the candidate floor arbitrator to the SSRC of user to whom the floor was granted in the Floor Granted message; and
4. shall remain in 'O: queued' state.

7.2.3.8.10 Timer T203 (End of RTP media) expires

On expiry of timer T203 (End of RTP media), the floor participant:

1. shall request the MCPTT client to stop rendering received RTP media packets;
2. shall send the Floor Request message to other floor participants. The Floor Request message:
 - a. if a priority different than the default floor priority is required, shall include the Floor Priority field with the requested priority in the <Floor Priority> element;
 - b. shall include the MCPTT ID in the <User ID> value; and
 - c. if the floor request is a broadcast group call, system call, emergency call or an imminent peril call, shall include a Floor Indicator field indicating the relevant call types;

3. shall stop timer T204 (Floor Queue Position request), if running;
4. shall initialize the counter C201 (Floor request) with value set to 1;
5. shall start timer T201 (Floor Request);
6. shall clear the stored SSRC of the current floor arbitrator; and
7. shall enter 'O: pending request' state.

7.2.3.8.11 Send Floor Queue Position Request message (R: Request queue position info)

Upon receipt of an indication from the MCPTT client to request the queue position information, the floor participant:

1. shall send the Floor Queue Position Request message; The Floor Queue Position Request message:
 - a. shall include the SSRC of sent Floor Request message in SSRC of floor participant field; and
 - b. shall include the own MCPTT User ID in User ID field;
2. shall initialize the counter C204 (Floor Queue Position request) with value set to 1;
3. shall start timer T204 (Floor Queue Position request); and
4. remain in the 'O: queued' state.

7.2.3.8.12 Timer T204 (Floor Queue Position request) expires

Upon expiry of timer T204 (Floor Queue Position request), the floor participant:

1. shall send the Floor Queue Position Request message; The Floor Queue Position Request message:
 - a. shall include the SSRC of sent Floor Request message in SSRC of floor participant field; and
 - b. shall include the own MCPTT User ID in User ID field;
2. shall increment the value of counter C204 (Floor Queue Position request) by 1;
3. shall start timer T204 (Floor Queue Position request); and
4. remain in the 'O: queued' state.

7.2.3.8.13 Timer T204 (Floor Queue Position request) expires N times

Upon expiry of timer T204 (Floor Queue Position request) when the value of the counter C204 (Floor Queue Position request) is equal to the value upper limit, the floor participant:

1. shall reset the counter C204 (Floor Queue Position request) with value set to 1;
2. shall start timer T230 (Inactivity);
3. shall clear the stored SSRC of the current floor arbitrator; and
4. shall enter 'O: silence' state.

7.2.3.9 In any state

7.2.3.9.1 General

This subclause describes the actions to be taken in all states defined for the basic state diagram with the exception of the 'Start-stop' state.

7.2.3.9.2 Receive MCPTT call release (R: MCPTT call release)

Upon receiving an MCPTT call release request from the application and signalling plane when the MCPTT call is going to be released, the floor participant:

1. shall stop sending floor control messages towards other floor participants;
2. shall request the MCPTT client to stop sending and receiving RTP media packets;
3. shall release all resources including any running timers associated with the MCPTT call;
4. shall terminate the instance of floor participant state transition diagram; and
5. shall enter 'Start-stop' state.

8 Coding

8.1 Introduction

8.1.1 General

The media plane control protocols specified in the present document are based on the RTCP Application Packets (RTCP: APP), as defined in IETF RFC 3550 [3], but the media plane control messages do not conform to the rules for compound RTCP packets or RTCP packet transmission.

Each media plane control message is one RTCP: APP packet. These RTCP: APP packets are not to be sent in compound RTCP packets, but more than one media plane control message can be sent in a single IP packet.

The three first 32-bit words in any of the media plane control protocols defined in the present document are structured commonly as described in subclause 8.1.2.

Outside tables, binary values are expressed with a decimal value with single quotation marks e.g. 00000000 is '0', 00000001 is '1', 00000010 is '2' and so on.

8.1.2 RTCP: APP message format

The definition of the fields in the RTCP APP packet is found in IETF RFC 3550 [3].

Table 8.1.2-1 shows the RTCP APP packet format.

Table 8.1.2-1: RTCP: APP message format

0	1	2	3
0 1 2 3 4 5 6 7 8 9	0 1 2 3 4 5 6 7 8 9	0 1 2 3 4 5 6 7 8 9	0 1 2 3 4 5 6 7 8 9 0 1
+-----+-----+-----+-----+			
V=2 P	Subtype	PT=APP=204	length
+-----+-----+-----+-----+			
SSRC			
+-----+-----+-----+-----+			
name (ASCII)			
+-----+-----+-----+-----+			
application-dependent data			
+-----+-----+-----+-----+			
Secure RTCP message part			
+-----+-----+-----+-----+			

P

The padding bit P is set to '0'.

Subtype:

Dependent upon the relevant set of media plane control messages, as identified by the Name field, the possible Subtype values are defined in the following tables:

- Name field = "MCPT" (i.e. Floor control): Table 8.2.2.1-1
- Name field = "MCPC" (i.e. Pre-established session call control): Table 8.3.2-1
- Name field= "MCMC" (i.e. MBMS subchannel control): Table 8.4.2-1
- Name field= "MCNC" (i.e. Notification control): Table 8.5.2-1

Length

The length field in the RTCP header is the length of the packet in 32-bit words, not counting the first 32-bit word in which the length field resides.

NOTE: The length field can indicate message size longer than specified in this version of the protocol. This can be the case e.g. if message is of later version of this protocol.

SSRC

The content of this field is described for each floor control message separately.

Name

The 4-byte ASCII string in the RTCP header is used to define the set of media plane control messages to be unique with respect to other APP packets that the media plane might receive.

The present document specified the use of the following names:

1. For the floor control protocol specified in the present document the ASCII name string is: MCPT (Mission Critical Push-to-Talk).
2. For the pre-established session call control protocol specified in the present document the ASCII name string is: MCPC (Mission Critical Pre-established Session Control).
3. For the MBMS subchannel control protocol specified in the present document the ASCII name string is: MCMC (Mission Critical MBMS subchannel Control).

Application-dependent data

The application-dependent data contains zero or more application specific data fields is specified in subclause 8.1.3.

This part is encrypted if SRTCP is used.

Secure RTCP message part

The content of the secure RTCP message part is in specified in clause 13 and in IETF RFC 3711 [16].

8.1.3 Application specific data field

Each application specific data field is composed of:

1. a field ID which is one octet long;
2. a length value which is:
 - one octet long, if the field ID is less than 192; and
 - two octets long, if the field ID is equal to or greater than 192;
3. a field value. The length in octets of the field value is indicated in the length value; and
4. a padding. The padding is zero, one, two, or three octets long. The value of the padding octet(s) is set to zero by sender and ignored by receiver.

An application specific data field has always a multiple of 4 octets.

Table 8.1.3-1 shows the application dependent data field structure when the field ID is less than 192. Table 8.1.3-2 shows the application dependent data field structure when the field ID is equal to or greater than 192.

Table 8.1.3.-1: Application specific data field structure when the field ID is less than 192

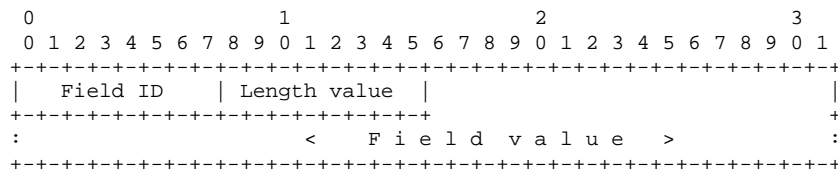
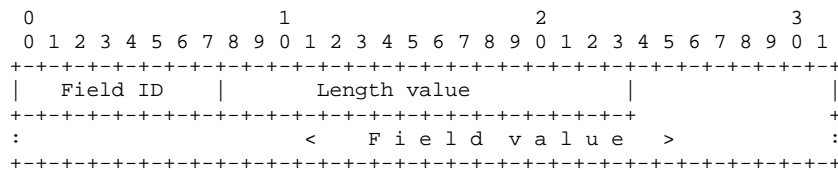


Table 8.1.3.-2: Application specific data field structure when the field ID is equal to or greater than 192



8.1.4 Handling of unknown messages and fields

When an RTCP APP message is received, the receiver shall:

1. ignore the whole message, if the subtype is unknown;
2. ignore the unspecified fields in the message (e.g. specified in future version of the protocol); and
3. ignore the syntactically incorrect optional fields.

8.2 Floor control

8.2.1 Introduction

The floor control messages are coded as described in subclause 8.1.2 where the floor control message is part of the application-dependent data.

For the floor control protocol the ASCII name string is: MCPT (Mission Critical Push-to-Talk).

A list of floor control messages can be found in subclause 8.2.2.1.

The same floor control messages are used for on-network, off-network floor control and over the MBMS subchannel control channel.

In case of off-network, the floor participant that has the floor acts as the floor control server (referred to as floor arbitrator in clause 7) in the following subclauses.

The floor control specific fields are specified in subclause 8.2.3.

8.2.2 Floor control messages

8.2.2.1 General

The table 8.2.2.1-1 provides a list of floor control messages.

Table 8.2.2.1-1: Floor control specific messages

Message name	Subtype	Reference	Direction	
Floor Request	00000	Subclause 8.2.4	Client → server	
Floor Granted	x0001	Subclause 8.2.5	Server → client	
Floor Deny	x0011	Subclause 8.2.6	Server → client	
Floor Release	x0100	Subclause 8.2.7	Client → server	
Floor Idle	x0101	Subclause 8.2.8	Server → client	
Floor Taken	x0010	Subclause 8.2.9	Server → client	
Floor Revoke	00110	Subclause 8.2.10	Server → client	
Floor Queue Position Request	01000	Subclause 8.2.11	Client → server	
Floor Queue Position Info	x1001	Subclause 8.2.12	Server → client	
Floor Ack	01010	Subclause 8.2.13	Server → client Client → server	
	Floor Release Multi Talker	01111	Subclause 8.2.14	Server → client

NOTE: The floor control server is the server and the floor participant is the client.

For some messages the first bit (marked as x in the subtype) can be used to indicate if the sender wants to have an acknowledgment. The x is coded as follows:

'0' Acknowledgment is not required

'1' Acknowledgment is required

NOTE: Whether a message needs to be acknowledged or not is described in clauses 6.

If an acknowledgment is required the Floor Ack message is used to acknowledge the message.

8.2.2.2 Void

8.2.3 Floor control specific fields

8.2.3.1 Introduction

This subclause describes the floor control specific data fields.

The floor control messages can include floor control specific data fields contained in the application-dependent data of the floor control message. The floor control specific data fields follow the syntax specified in subclause 8.1.3.

Table 8.2.3.1-1: Void

Table 8.2.3.1-2 lists the available floor control specific data fields including the assigned field ID.

Table 8.2.3.1-2: Floor control specific data fields

Field name	Field ID		Reference
	Decimal	Binary	
Floor Priority	000	00000000	Subclause 8.2.3.2
Duration	001	00000001	Subclause 8.2.3.3
Reject Cause	002	00000010	Subclause 8.2.3.4
Queue Info	003	00000011	Subclause 8.2.3.5
Granted Party's Identity	004	00000100	Subclause 8.2.3.6
Permission to Request the Floor	005	00000101	Subclause 8.2.3.7
User ID	006	00000110	Subclause 8.2.3.8
Queue Size	007	00000111	Subclause 8.2.3.9
Message Sequence-Number	008	00001000	Subclause 8.2.3.10
Queued User ID	009	00001001	Subclause 8.2.3.11
Source	010	00001010	Subclause 8.2.3.12
Track Info	011	00001011	Subclause 8.2.3.13
Message Type	012	00001100	Subclause 8.2.3.14
Floor Indicator	013	00001101	Subclause 8.2.3.15
SSRC	014	00001110	Subclause 8.2.3.16
List of Granted Users	015	00001111	Subclause 8.2.3.17
List of SSRCS	016	00010000	Subclause 8.2.3.18
Functional Alias	017	00010001	Subclause 8.2.3.19
List of Functional Aliases	018	00010010	Subclause 8.2.3.20
Location	019	00010011	Subclause 8.2.3.21
List of Locations	020	00010100	Subclause 8.2.3.22

The following subclauses describe the coding of each field.

8.2.3.2 Floor Priority field

The Floor Priority field describes the level of priority requested in a Floor Request message or granted in a Floor Granted message. The max floor priority that can be requested in a Floor Request message is negotiated between the MCPTT client and the controlling MCPTT function using the "mc_priority" fntp parameter as specified in clause 14.

Table 8.2.3.2-1 describes the coding of the Floor Priority field.

Table 8.2.3.2-1: Floor Priority field coding

0								1								2								3							
0	1	2	3	4	5	6	7	8	9	0	1	2	3	4	5	6	7	8	9	0	1	2	3	4	5	6	7	8	9	0	1
Floor Priority field ID value								Floor Priority Length value								Floor Priority value								spare							

The <Floor Priority field ID> value is a binary value and is set according to table 8.2.3.1-2.

The <Floor Priority length> value is a binary value and has the value '2' indicating the total length in octets of the <Floor priority> value item and the spare bits.

The <Floor Priority> value consists of 8 bit parameter giving the floor priority ('0' to '255') where '0' is the lowest priority and '255' is the highest priority. If the Floor Priority field is not included in the message the default priority is used as the Floor Priority value. The value of the default priority is '0'. The default priority is sometimes referred to as normal priority. Whether a floor priority is pre-emptive or not is determined:

1. for on-network by the floor control server as described in subclause 4.1.1.4; and
2. for off-network by the floor arbitrator as described in subclause 4.1.1.5.

The spare bits are set to zero.

8.2.3.3 Duration field

The Duration field describes the time in seconds for which the granted party is allowed to transmit.

Table 8.2.3.3-1 describes the coding of the Duration field.

Table 8.2.3.3-1: Duration field coding

0										1										2										3									
0	1	2	3	4	5	6	7	8	9	0	1	2	3	4	5	6	7	8	9	0	1	2	3	4	5	6	7	8	9	0	1	2	3	4	5	6	7	8	9
Duration field ID value										Duration length value										Duration value																			

The <Duration field ID> value is a binary value and is set according to table 8.2.3.1-2.

The <Duration length> value is a binary value and has the value '2' indicating the total length in octets of the <Duration> value item.

The <Duration> value is a binary value in seconds.

8.2.3.4 Reject Cause field

The Reject Cause field contains a <Reject Cause> value and can contain a <Reject Phrase> value. The content of the <Reject Cause> value is floor control message dependent and is described per individual floor control message carrying the Reject Cause field.

Table 8.2.3.4-1 describes the coding of the Reject Cause field.

Table 8.2.3.4-1: Reject Cause field coding

0										1										2										3									
0	1	2	3	4	5	6	7	8	9	0	1	2	3	4	5	6	7	8	9	0	1	2	3	4	5	6	7	8	9	0	1	2	3	4	5	6	7	8	9
Reject Cause field ID										Reject Cause length										Reject Cause																			
										Reject Phrase										(Padding)																			

The <Reject Cause field ID> value is a binary value and is set according to table 8.2.3.1-2.

The <Reject Cause length> value is a binary value and indicates the total length in octets of the <Reject Cause> value and the <Reject Phrase> value items excluding any padding octets. If the length field is set to '2', there is no <Reject Phrase> value in the Reject Cause field.

The <Reject Cause> value is a 16 bit binary value as defined in subclause 8.2.6.2 for Floor Deny message and as defined in subclause 8.2.10.2 for Floor Revoke message.

The <Reject Phrase> value is a text string encoded the text string in the SDES item CNAME as specified in IETF RFC 3550 [3].

If the length of the <Reject Phrase> value is not a multiple of 4 bytes, the <Reject Phrase> value is padded to a multiple of 4 bytes. The value of the padding bytes is set to zero. The padding bytes are ignored by the receiver.

8.2.3.5 Queue Info field

The Queue Info field includes information about the position for one MCPTT client in the floor request queue and the priority of the floor request.

Table 8.2.3.5-1 describes the coding of the Queue Info field.

Table 8.2.3.5-1: Queue Info field coding

0										1										2										3									
0	1	2	3	4	5	6	7	8	9	0	1	2	3	4	5	6	7	8	9	0	1	2	3	4	5	6	7	8	9	0	1	2	3	4	5	6	7	8	9
Queue Info										Queue Info										Queue Position										Queue Priority									
field ID value										length value										Info value										Level value									

The <Queue Info field ID> value is a binary value and is set according to table 8.2.3.1-2.

The <Queue Info length> value is a binary value and has the value '2' indicating the total length in octets of the <Queue position info> value and the <Queue Priority Level> value items.

The <Queue Position Info> value is a binary value. The <Queue Position Info> value has the value '254' if the MCPTT client is not queued. The <Queue Position Info> value has the max value ('255') if the MCPTT client is queued but the MCPTT server is unable to determine the queue position or if MCPTT server policy is not to release information of the queue position to the MCPTT client.

The <Queue Priority Level> value is coded as the <Floor Priority> value in subclause 8.2.3.2.

8.2.3.6 Granted Party's Identity field

The Granted Party's Identity field identifies the MCPTT user that is granted to send media.

Table 8.2.3.6-1 describes the coding of the Granted Party's Identity field.

Table 8.2.3.6-1: Granted Party's Identity field coding

0										1										2										3									
0	1	2	3	4	5	6	7	8	9	0	1	2	3	4	5	6	7	8	9	0	1	2	3	4	5	6	7	8	9	0	1	2	3	4	5	6	7	8	9
Granted Party's Identity field										Granted Party's Identity length										Granted Party's Identity										:									
ID																														:									
																														:									
																														:									

The <Granted Party's Identity field ID> value is a binary value and is set according to table 8.2.3.1-2.

The <Granted Party's Identity length> value is coded as the <User ID length> value in subclause 8.2.3.8.

The <Granted Party's Identity> value is coded as the <User ID> value in subclause 8.2.3.8.

If the length of the <Granted Party's Identity> value is not (2 + multiple of 4) bytes, the <Granted Party's Identity> value shall be padded to (2 + multiple of 4) bytes. The value of the padding bytes is set to zero. The padding bytes are ignored by the receiver.

8.2.3.7 Permission to Request the Floor field

The Permission to Request the Floor field indicates whether receiving parties are allowed to request the floor or not.

Table 8.2.3.7-1 describes the coding of the Permission to Request the Floor field.

Table 8.2.3.7-1: Permission to Request the Floor field coding

0										1										2										3									
0	1	2	3	4	5	6	7	8	9	0	1	2	3	4	5	6	7	8	9	0	1	2	3	4	5	6	7	8	9	0	1	2	3	4	5	6	7	8	9
Permission to Request the Floor field ID										Permission to Request the Floor length value										Permission to Request the Floor value										:									
																														:									

The <Permission to Request the Floor field ID> value is a binary value and is set according to table 8.2.3.1-2.

The <Permission to Request the Floor length> value is a binary value and has the value '2' indicating the total length in octets of the <Permission to Request the floor> value.

The <Permission to Request the Floor> value is 16 bit binary value and coded as follows:

'0' The receiver is not permitted to request floor.

'1' The receiver is permitted to request floor.

All other values are reserved for future use.

8.2.3.8 User ID field

The User ID field contains the MCPTT ID of an MCPTT user.

Table 8.2.3.8-1 describes the coding of the User ID field.

Table 8.2.3.8-1: User ID field coding

0									1									2									3								
0	1	2	3	4	5	6	7	8	0	1	2	3	4	5	6	7	8	0	1	2	3	4	5	6	7	8	0	1	2	3	4	5	6	7	8
User ID field ID									User ID length									User ID																	
:									:									:									:								
																		Padding																	

The <User ID field ID> value is a binary value and is set according to table 8.2.3.1-2.

The <User ID length> value is a binary value and includes the value indicating the length in octets of the <User ID> value item except padding.

The <User ID> value is coded as described in table 8.2.3.8-2.

Table 8.2.3.8-2: ABNF syntax of string values of the <User ID> value

```
user-id = URI
```

If the length of the <User ID> value is not (2 + multiple of 4) bytes <User ID> value shall be padded to (2 + multiple of 4) bytes. The value of the padding bytes is to zero. The padding bytes are ignored by the receiver.

8.2.3.9 Queue Size field

The Queue Size field contains the numbers of queued MCPTT clients in an MCPTT call.

Table 8.2.3.9-1 describes the coding of the Queue size field.

Table 8.2.3.9-1: Queue Size field coding

0									1									2									3								
0	1	2	3	4	5	6	7	8	0	1	2	3	4	5	6	7	8	0	1	2	3	4	5	6	7	8	0	1	2	3	4	5	6	7	8
Queue Size field ID value									Queue Size length value									Queue Size value																	

The <Queue Size field ID> value is a binary value and is set according to table 8.2.3.1-2.

The <Queue Size length> value is a binary value and has the value '2' indicating the total length in octets of the <Queue Size> value item.

The <Queue Size> value is a 16 bit binary value.

8.2.3.10 Message Sequence Number field

The Message Sequence Number field is used to bind a number of Floor Taken or bind a number of Floor Idle messages together.

Table 8.2.3.10-1 describes the coding of the Message Sequence Number field.

Table 8.2.3.10-1: Message Sequence Number field coding

0									1									2									3								
0	1	2	3	4	5	6	7	8	9	0	1	2	3	4	5	6	7	8	9	0	1	2	3	4	5	6	7	8	9	0	1				
Message Sequence Number field ID value									Message Sequence Number length value									Message Sequence Number value																	

The <Message Sequence Number field ID> value is a binary value and is set according to table 8.2.3.1-2.

The <Message Sequence Number length> value is a binary value and has the value '2' indicating the total length in octets of the <Message Sequence Number> value item.

The <Message Sequence Number> value is a binary value. The <Message Sequence Number> value can be between '0' and '65535'. When the '65535' value is reached, the <Message Sequence Number> value starts from '0' again.

8.2.3.11 Queued User ID field

The Queued User ID field includes information about the identity of a queued MCPTT user.

Table 8.2.3.11-1 describes the coding of the Queued User ID field.

Table 8.2.3.11-1: Queued User ID field coding

0									1									2									3								
0	1	2	3	4	5	6	7	8	9	0	1	2	3	4	5	6	7	8	9	0	1	2	3	4	5	6	7	8	9	0	1				
Queued User ID field ID									Queued User ID length									Queued User ID																	
:									:									:									:								

The <Queued User ID field ID> value is a binary value and is set according to table 8.2.3.1-2.

The <Queued User ID length> value is coded as the <User ID length> value in subclause 8.2.3.8.

The <Queued User ID> value is coded as the <User ID> value in subclause 8.2.3.8.

If the length of the <Queued User ID> value is not (2 + multiple of 4) bytes, the <Queued User ID> value shall be padded to (2 + multiple of 4) bytes. The value of the padding bytes is set to zero. The padding bytes are ignored by the receiver.

8.2.3.12 Source field

The Source field contains the source of the message.

Table 8.2.3.12-1 describes the coding of the Source field.

Table 8.2.3.12-1: Source field coding

0									1									2									3								
0	1	2	3	4	5	6	7	8	9	0	1	2	3	4	5	6	7	8	9	0	1	2	3	4	5	6	7	8	9	0	1				
Source field ID value									Source length value									Source value																	

The <Source field ID> value is a binary value and is set according to table 8.2.3.1-2.

The <Source length> value is a binary value and has the value '2' indicating the total length in octets of the <Source> value item.

The <Source> value is a 16 bit binary value where:

- '0' the floor participant is the source
- '1' the participating MCPTT function is the source
- '2' the controlling MCPTT function is the source
- '3' the non-controlling MCPTT function is the source

All other values are reserved for future use.

8.2.3.13 Track Info field

The Track Info field contains the path a floor control message has been routed along with the priority and the queueing capability of the MCPTT client.

Table 8.2.3.13-1 describes the coding of the Track Info field.

Table 8.2.3.13-1: Track Info field coding

0									1									2									3								
0	1	2	3	4	5	6	7	8	9	0	1	2	3	4	5	6	7	8	9	0	1	2	3	4	5	6	7	8	9	0	1				
Track Info field ID value									Track Info length value									Queueing Capability value									Participant Type Length value								
																		Participant Type value																	
																		Floor Participant Reference 1																	
																		Floor Participant Reference n																	

The <Track Info field ID> value is a binary value and is set according to table 8.2.3.1-2.

The <Track Info length> value is a binary value and has a value indicating the total length in octets of the <Queueing Capability> value and one or more <Floor Participant Reference> value items.

The <Queueing Capability> value is an 8 bit binary value where:

- '0' the floor participant in the MCPTT client does not support queueing
- '1' the floor participant in the MCPTT client supports queueing

All other values are reserved for future use.

The <Participant Type Length> value is 8 bit binary value set to the length of the <Participant Type> value.

The <Participant Type> value is string coded as specified in table 8.2.3.13-2:

Table 8.2.3.13-2: ABNF syntax of values of the <Participant Type> value

```
participant-type = 1*( %x20-7E / UTF8-NONASCII )
```

If the length of the <Participant Type> value is not a multiple of 4 bytes, the <Participant Type> value is padded to a multiple of 4 bytes. The value of the padding bytes is set to zero. The padding bytes are ignored by the receiver.

NOTE 1: The content of the <Participant Type> value is MCPTT service provider specific and out of scope of the present document.

The <Floor Participant Reference> value is a 32 bit binary value containing a reference to the floor participant in the non-controlling MCPTT function of an MCPTT group.

NOTE 2: The reference to the floor participant is a value only understandable by the floor control server interface in the non-controlling MCPTT function of an MCPTT group.

8.2.3.14 Message Type field

The Message Type field contains the subtype of the floor control message that is acknowledged.

Table 8.2.3.14-1 describes the coding of the Message Type field.

Table 8.2.3.14-1: Message Type field coding

0								1								2								3							
0	1	2	3	4	5	6	7	8	9	0	1	2	3	4	5	6	7	8	9	0	1	2	3	4	5	6	7	8	9	0	1
Message Type field ID								Message Type Length								Message Type								Spare							

The <Message Type field ID> value is a binary value and is set according to table 8.2.3.1-2.

The <Message Type Length> value is a binary value and has the value '2' indicating the total length in octets of the <Message Type> value item and the spare bits.

The <Message Type> value is an 8 bit binary value containing the binary value consisting of the 5 bit message subtype as coded in table 8.2.2.1-1 (including the first bit (used by some floor control messages to indicate that a Floor Ack message is requested) of the five bit subtype) preceded by "000".

The spare bits are set to zero.

8.2.3.15 Floor Indicator field

The Floor Indicator contains additional information about a received floor control message.

Table 8.2.3.15-1 describes the coding of the Floor Indicator field.

Table 8.2.3.15-1: Floor Indicator field coding

0																1																2																3															
0	1	2	3	4	5	6	7	8	9	0	1	2	3	4	5	6	7	8	9	0	1	2	3	4	5	6	7	8	9	0	1																																
Floor Indicator field ID value																Floor Indicator Length value																Floor Indicator value																															

The <Floor Indicator field ID> value is a binary value and is set according to table 8.2.3.1-2.

The <Floor Indicator Length> value is a binary value and has the value '2'.

The <Floor Indicator> value is a 16 bit bit-map named as shown in table 8.2.3.15-2:

Table 8.2.3.15-2: Floor Indicator bit marking

```

+-----+-----+-----+-----+
|A|B|C|D|E|F|G|H|I|J|K|L|M|N|O|P|
+-----+-----+-----+-----+
    
```

When set to 1, the bit has the following meaning:

- A = Normal call
- B = Broadcast group call
- C = System call
- D = Emergency call
- E = Imminent peril call
- F = Queueing supported
- G = Dual floor
- H = Temporary group call (NOTE 2)
- I = Multi-talker

NOTE 1: The indicators C, D and E are only informative. There are no procedures specified for the C, D and E indicators in this release of the present document and the use of the indicators are implementation specific.

NOTE 2: An MCPTT group call is a temporary group session when the <on-network-temporary> element is present in the <list-service> element as specified in 3GPP TS 24.481 [12].

Bits J to P are reserved for future use and are set to 0.

There can be more than one bit set to 1 at the same time. The local policy in the floor control server decides which combinations are possible and the priority of the indications.

8.2.3.16 SSRC field

The content of the SSRC field is coded as specified in IETF RFC 3550 [3]. An SSRC field can also have a Field ID and a length value. This subclause specifies an SSRC field including a Field ID and a length value.

Table 8.2.3.16-1: SSRC field coding

0									1									2									3								
0	1	2	3	4	5	6	7	8	9	0	1	2	3	4	5	6	7	8	9	0	1	2	3	4	5	6	7	8	9	0	1				
SSRC field ID value									SSRC length value									SSRC value																	
SSRC value																		Spare																	

The <SSRC field ID> value is a binary value and is set according to table 8.2.3.1-2.

The <SSRC length> value is a binary value and has the value '6' indicating the total length in octets of the <SSRC length> value item and the spare bits.

The <SSRC> value is coded as the SSSRC specified in IETF RFC 3550 [3].

The spare bits are set to zero.

8.2.3.17 List of Granted Users field

The List of Granted Users field contains a list of MCPTT IDs of MCPTT users that are allowed to send media in a multi-talker scenario.

Table 8.2.3.17-1 describes the coding of the List of User IDs field.

Table 8.2.3.17-1: List of User IDs coding

0										1										2										3									
0	1	2	3	4	5	6	7	8	9	0	1	2	3	4	5	6	7	8	9	0	1	2	3	4	5	6	7	8	9	0	1	2	3	4	5	6	7	8	9
List of Granted Users field ID										List of User ID length										No of users										User ID length value									
User ID																																							
										User ID length value										User ID																			
																				User ID										Padding									

The <List of Granted Users field ID> value is a binary value and is set according to table 8.2.3.1-2.

The <List of User ID length> value is a binary value and includes the value indicating the length in octets of the <List of User IDs>.

The <No of users> value is a binary value and includes the number of User ID entries in the list.

The <User ID length> value is a binary value and includes the value indicating the length in octets of the <User ID> value item except padding.

The <User ID> value is coded as described in table 8.2.3.17-2.

Table 8.2.3.17-2: ABNF syntax of string values of the <User ID> value

```
user-id = URI
```

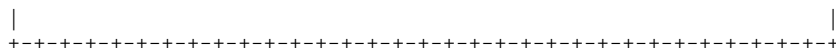
If the length of the sum of all <User ID length> values and all <User ID> values is not (1 + multiple of 4) bytes, then the sum shall be padded to (1 + multiple of 4) bytes. The value of the padding bytes is set to zero. The padding bytes are ignored by the receiver.

8.2.3.18 List of SSRCs field

The List of SSRCs field contains the list of SSRCs of users that are allowed to send media in a multi-talker scenario.

Table 8.2.3.18-1: List of SSRCs SSRC field coding

0										1										2										3									
0	1	2	3	4	5	6	7	8	9	0	1	2	3	4	5	6	7	8	9	0	1	2	3	4	5	6	7	8	9	0	1	2	3	4	5	6	7	8	9
List of SSRCs field ID value										Number of SSRCs										Spare																			
SSRC value																																							
										SSRC value																													



The <List of SSRCs field ID> value is a binary value and is set according to table 8.2.3.1-2.

The <Number of SSRCs> value is a binary value and contains the number of SSRCs in the information field.

The <SSRC> value is coded as the SSRC specified in IETF RFC 3550 [3]. <SSRC> value items have a length '4'.

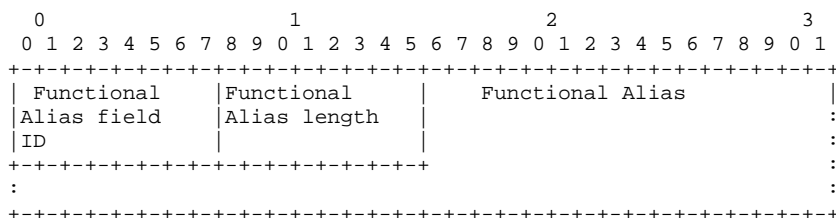
The spare bits are set to zero.

8.2.3.19 Functional Alias field

The Functional Alias field identifies the Functional Alias that the MCPTT user has chosen to use.

Table 8.2.3.19-1 describes the coding of the Functional Alias field.

Table 8.2.3.19-1: Functional Alias field coding



The <Functional Alias field ID> value is a binary value and is set according to table 8.2.3.1-2.

The <Functional Alias length> value is a binary value and includes the value indicating the length in octets of the <Functional Alias field ID> value item except padding.

The <Functional Alias> value is coded as described in table 8.2.3.19-2.

Table 8.2.3.19-2: ABNF syntax of string values of the <Functional Alias> value

```

Functional Alias = URI
    
```

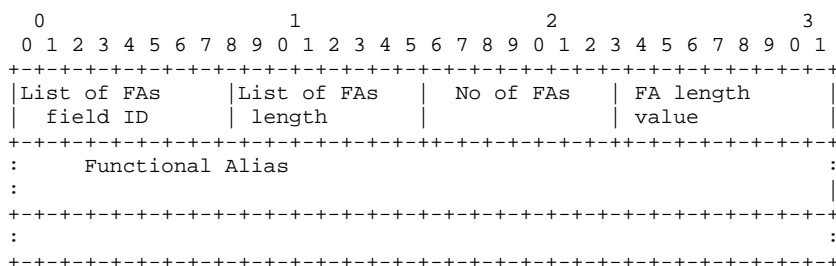
If the length of the <Functional Alias> value is not (2 + multiple of 4) bytes <Functional Alias field> value shall be padded to (2 + multiple of 4) bytes. The value of the padding bytes is to zero. The padding bytes are ignored by the receiver.

8.2.3.20 List of Functional Aliases field

The List of Functional Aliases field contains a list of Functional Aliases of MCPTT users that are allowed to send media in a multiple talker scenario.

Table 8.2.3.20-1 describes the coding of the List of Functional Aliases field.

Table 8.2.3.20-1: List of Functional Aliases coding



	FA length		Functional Alias	:
	value		:	:
+-----+				
:	Functional Alias			:
:				:
	Padding			
+-----+				

The <List of FAs ID> value is a binary value and is set according to table 8.2.3.1-2.

The <List of FAs length> value is a binary value and includes the value indicating the length in octets of the <List of Functional Aliases>.

The <No of FAs> value is a binary value and includes the number of Functional Alias entries in the list.

The <FA length> value is a binary value and includes the value indicating the length in octets of the <Functional Alias> value item except padding.

The <Functional Alias> value is coded as described in table 8.2.3.17-2.

Table 8.2.3.20-2: ABNF syntax of string values of the <Functional Alias> value

Functional Alias = URI

If the length of the sum of all <FA length> values and all <Functional Alias> values is not (1 + multiple of 4) bytes, then the sum shall be padded to (1 + multiple of 4) bytes. The value of the padding bytes is set to zero. The padding bytes are ignored by the receiver.

8.2.3.21 Location field

The location field contains the location of a user.

Table 8.2.3.21-1: Location field coding

										1										2										3										
0	1	2	3	4	5	6	7	8	9	0	1	2	3	4	5	6	7	8	9	0	1	2	3	4	5	6	7	8	9	0	1	2	3	4	5	6	7	8	9	
Location field										Location length										Location																				
ID																																								
+-----+					+-----+					+-----+										+-----+					+															
:																																			:					
:																																			:					
+-----+					+-----+					+-----+										+-----+					+															

The <Location field ID> value is a binary value and is set according to table 8.2.3.1-2.

The <Location length> value is a binary value and includes the value indicating the length in octets of the <Location> value except padding.

The <Location> value is coded as follows:

Table 8.2.3.21-2: Location value coding

										1										2										3									
0	1	2	3	4	5	6	7	8	9	0	1	2	3	4	5	6	7	8	9	0	1	2	3	4	5	6	7	8	9	0	1	2	3	4	5	6	7	8	9
+-----+										+-----+										+-----+										+-----+									
Location Type										Location Value																													
+-----+					+-----+					+-----+										+-----+					+														
:																																			:				
:																																			:				
+-----+					+-----+					+-----+										+-----+					+														

The <Location type> value is selected from table 8.2.3.21-3:

Table 8.2.3.21-3: Location type

Location Type	Granted Party's Location type code	Granted Party's Location Value
Not provided	00000000	0 bits
ECGI	00000001	56 bits = MCC + MNC + ECI
Tracking Area	00000010	40 bits = MCC + MNC + 16 bits
PLMN ID	00000011	24 bits = MCC+MNC
MBMS Service Area	00000100	16 bits = [0-65535]
MBSFN Area ID	00000101	8 bits = [0-255]
Geographic coordinates	00000110	48 bits = latitude in first 24 bits + longitude in last 24 bits coded as in subclause 6.1 in 3GPP TS 23.032 [19].

NOTE: It is preferred that geographic coordinates are sent.

The <Location Value> format is specified in table 8.2.3.21-3. If location information of the requesting user is not available or is not allowed to be reported by the requesting user's MCPTT profile, the location type field is set to '0' (Not provided).

If the length of the <Location> value is not (2 + multiple of 4) bytes, the <Location> value shall be padded to (2 + multiple of 4) bytes. The value of the padding bytes is set to zero. The padding bytes are ignored by the receiver.

8.2.3.22 List of Locations field

The List of Locations field contains the locations of users in a multi-talker scenario.

Table 8.2.3.22-1: List of Locations field coding

0									1									2									3								
0	1	2	3	4	5	6	7	8	9	0	1	2	3	4	5	6	7	8	9	0	1	2	3	4	5	6	7	8	9	0	1				
List of Locations field ID									List of Locations length									Number of Locations									Location								
:									Location									:									:								
:									:									:									:								
:									Location									:									:								
:									:									:									:								

The <List of Locations field ID> value is a binary value and is set according to table 8.2.3.1-2.

The <List of Locations length> value is a binary value and includes the value indicating the length in octets of the set of (<Location type> value plus <Location value> values) except padding.

The <Number of Locations> value is a binary value and shall be equal to the <No of users> field in the List of Granted Users field (see 8.2.3.17). The location information shall be maintained in the same order as the users in the List of Granted Users to allow location information to be matched to the correct user. When the location information for a granted floor participant is not available or not allowed, the location type field for that granted floor participant shall be set to '0' (Not provided).

The <Location> field is coded per subclause 8.2.3.21. The <Location type> value for a granted user for whom location information is either not available or not allowed shall be set to 0 (Not provided).

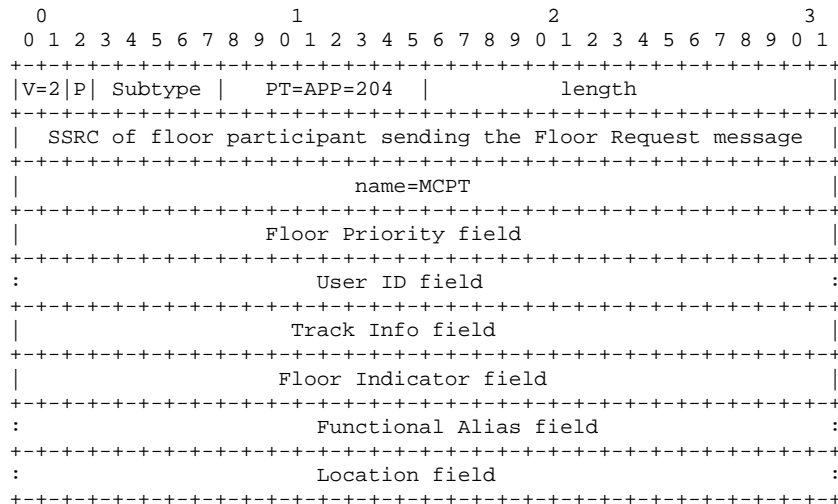
If the length of the sum of the set of <Location> values is not (1 + multiple of 4) bytes, then the sum shall be padded to (1 + multiple of 4) bytes. The value of the padding bytes is set to zero. The padding bytes are ignored by the receiver.

8.2.4 Floor Request message

The Floor Request message is a request from a floor participant to get permission to send media. The Floor Request message is used in the off-network mode and in the on-network mode. In the on-network mode the Floor Request message is only used over the unicast bearer.

Table 8.2.4-1 shows the content of the Floor Request message.

Table 8.2.4-1: Floor Request message



With the exception of the three first 32-bit words the order of the fields are irrelevant.

Subtype:

The subtype is coded according to table 8.2.2-1.

Length:

The length is coded as specified in subclause 8.1.2.

SSRC:

The SSRC field carries the SSRC of the floor participant sending the Floor Request message.

The content of the SSRC field is coded as specified in IETF RFC 3550 [3].

Floor priority:

The Floor Priority field is coded as described in subclause 8.2.3.2.

User ID:

The User ID field is used in off-network only and is coded as described in subclause 8.2.3.8.

Track Info:

The Track Info field is included when an MCPTT call involves a non-controlling MCPTT function. The coding of the Track Info field is described in subclause 8.2.3.13.

Floor Indicator:

The Floor Indicator field is coded as described in subclause 8.2.3.15.

Functional Alias:

The Functional Alias field is coded as described in subclause 8.2.3.19.

Location:

The Location field is coded as described in subclause 8.2.3.21 and contains the location information of the requesting user.

8.2.5 Floor Granted message

The Floor Granted message is sent by the floor control server to inform the requesting floor participant that it has been granted the permission to send media.

The Floor Granted message is used in the off-network mode and in the on-network mode. In the on-network mode the Floor Granted message is only used over the unicast bearer.

Table 8.2.5-1 shows the content of the Floor Granted message.

Table 8.2.5-1: Floor Granted message

0																																1																																2																																3																															
0	1	2	3	4	5	6	7	8	9	0	1	2	3	4	5	6	7	8	9	0	1	2	3	4	5	6	7	8	9	0	1	0	1	2	3	4	5	6	7	8	9	0	1																																																																																				
V=2 P																																Subtype																																PT=APP=204																																length																															
																																SSRC of floor control server/floor arbitrator																																																																																															
																																name=MCPT																																																																																															
																																Duration field																																																																																															
																																SSRC of granted floor participant field																																																																																															
																																Floor Priority field																																																																																															
																																User ID field																																																																																															
																																Queue Size field																																																																																															
																																SSRC of queued floor participant field																																																																																															
																																Queued User ID field																																																																																															
																																Queue Info field																																																																																															
																																Track Info field																																																																																															
																																Floor Indicator field																																																																																															

With the exception of the three first 32-bit words the order of the fields are irrelevant. However, any set of Queue size field, SSRC of queued floor participant field, Queued User ID field and the Queue Info field shall be kept together.

Subtype:

The subtype is coded according to table 8.2.2-1.

Length:

The length is coded as specified in subclause 8.1.2.

SSRC:

The SSRC field carries the SSRC of the floor control server for on-network and floor arbitrator for off-network.

The content of the SSRC field is coded as specified in IETF RFC 3550 [3].

Duration:

The Duration field is coded as specified in subclause 8.2.3.3.

SSRC of granted floor participant:

The SSRC of granted floor participant is coded as specified in subclause 8.2.3.16.

Floor Priority:

The Floor Priority field contains the granted floor priority and is coded as specified in subclause 8.2.3.2.

User ID:

The User ID field is used in off-network only. The User ID field carries the MCPTT ID of the floor participant granted the floor. The User ID field is coded as described in subclause 8.2.3.8.

Queue Size:

The Queue Size field is only applicable in off-network and contains the numbers of queued MCPTT clients in the MCPTT call.

The Queue Size field is coded as specified in subclause 8.2.3.9.

For each waiting floor participant the following set of fields are included:

1. the SSRC of queued floor participant;
2. the Queued User ID field; and
3. the Queue info field.

The set occurs as many times as the <Queue size> value in the Queue size field.

SSRC of queued floor participant:

The SSRC of queued floor participant is only applicable in off-network and carries the SSRC of the floor participant in the queue.

The content of the SSRC of queued floor participant is coded as the SSRC specified in IETF RFC 3550 [3].

Queued User ID:

The Queued User ID field is only applicable in off-network and contains the MCPTT ID of the floor participant in the queue.

The Queued User ID field is coded as specified in subclause 8.2.3.11.

Queue Info:

The Queue Info field is only applicable in off-network and defines the queue position and granted floor priority in the queue.

The Queue Info field is coded as specified in subclause 8.2.3.5.

Track Info:

The Track Info field is included when an MCPTT call involves a non-controlling function. The coding of the Track Info field is described in subclause 8.2.3.13.

Floor Indicator:

The Floor Indicator field is coded as described in subclause 8.2.3.15.

8.2.6 Floor Deny message

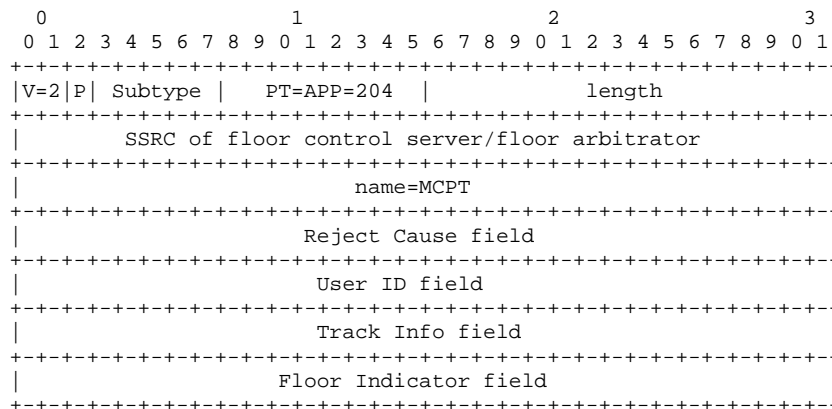
8.2.6.1 General

The Floor Deny message is sent as an action from the floor control server to the requesting floor participant to inform that the floor request was rejected.

The Floor Deny message is used in the off-network mode and in the on-network mode. In the on-network mode the Floor Deny message is only used over the unicast bearer.

Table 8.2.6.1-1 shows the content of the Floor Deny message.

Table 8.2.6.1-1: Floor Deny message



With the exception of the three first 32-bit words the order of the fields are irrelevant.

Subtype:

The subtype is coded according to table 8.2.2-1.

Length:

The length is coded as specified in subclause 8.1.2.

SSRC:

The SSRC field carries the SSRC of the floor control server for on-network and floor arbitrator for off-network.

The content of the SSRC field is coded as specified in IETF RFC 3550 [3].

Reject Cause:

The Reject Cause field includes the reason for the rejecting the floor request and can be followed by a text-string explaining why the floor request was rejected. Therefore the length of the packet will vary depending on the size of the application dependent field.

The Reject Cause field contains:

1. a <Reject Cause> value; and
2. a <Reject Phrase> value.

Available <Reject Cause> values are listed in subclause 8.2.6.2. The Reject Cause field is coded as described in subclause 8.2.3.4.

User ID:

The User ID field is used in off-network only. The User ID carries the MCPTT ID of the requesting floor participant to which the Floor Deny message is sent.

The User ID field is coded as specified in subclause 8.2.3.8.

Track Info:

The Track Info field is included when an MCPTT call involves a non-controlling MCPTT function. The coding of the Track Info field is described in subclause 8.2.3.13.

Floor Indicator:

The Floor Indicator field is coded as described in subclause 8.2.3.15.

8.2.6.2 Rejection cause codes and rejection cause phrase

Cause #1 - Another MCPTT client has permission

The <Reject cause> value set to '1' indicates that another MCPTT user has permission to send a media.

Cause #2 - Internal floor control server error

The <Reject cause> value set to '2' indicates that the floor control server cannot grant the floor request due to an internal error.

Cause #3 - Only one participant

The <Reject cause> value set to '3' indicates that the floor control server cannot grant the floor request, because the requesting party is the only participant in the MCPTT session.

Cause #4 - Retry-after timer has not expired

The <Reject cause> value set to '4' indicates that the floor control server cannot grant the floor request, because timer T9 (Retry-after) has not expired after permission to send media has been revoked.

Cause #5 - Receive only

The <Reject cause> value set to '5' indicates that the floor control server cannot grant the floor request, because the requesting party only has receive privilege.

Cause #6 - No resources available

The <Reject cause> value set to '6' indicates that the floor control server cannot grant the floor request due to congestion.

Cause #7 – Queue full

The <Reject cause> value set to 7 indicates that the floor control server cannot queue the floor request, because the queue is full.

Cause #255 - Other reason

The <Reject cause> value set to '255' indicates that the floor control server does not grant the floor request due to the floor control server local policy.

8.2.7 Floor Release message

The Floor Release message is sent as an action from the floor participant to the floor control server to inform that the floor can be released.

The Floor Release message can also be sent if the floor participant has a request in the floor request queue. In this case, the Floor Release message is sent to cancel the floor request in the queue.

The Floor Release message is used in the off-network mode and in the on-network mode. In the on-network mode the Floor Release message is only used on the unicast bearer.

Table 8.2.7-1 shows the content of the Floor Release message.

Table 8.2.7-1: Floor Release message

0										1										2										3									
0	1	2	3	4	5	6	7	8	9	0	1	2	3	4	5	6	7	8	9	0	1	2	3	4	5	6	7	8	9	0	1	2	3	4	5	6	7	8	9
V=2 P Subtype										PT=APP=204										length																			
SSRC of floor participant with permission to send media																																							
name=MCPT																																							
User ID field																																							
Track Info field																																							
Floor Indicator field																																							

With the exception of the three first 32-bit words the order of the fields are irrelevant.

Subtype:

The subtype is coded according to table 8.2.2-1.

Length:

The length is coded as specified in subclause 8.1.2.

SSRC:

The SSRC field carries the SSRC of the floor participant with permission to send media.

The content of the SSRC field is coded as specified in IETF RFC 3550 [3].

User ID:

The User ID field is used in off-network only. The User ID field carries the MCPTT ID of the floor participant sending the floor release message.

The User ID field is coded as specified in subclause 8.2.3.8.

Track Info:

The Track Info field is included when an MCPTT call involves a non-controlling MCPTT function. The coding of the Track Info field is described in subclause 8.2.3.13.

Floor Indicator:

The Floor Indicator field is coded as described in subclause 8.2.3.15.

8.2.8 Floor Idle message

The Floor Idle message is sent as an action from the floor control server to the floor participant indicating that no floor participant has permission to send media.

The Floor Idle message is only used in the on-network mode. The Floor Idle message is used over both the unicast and MBMS bearer.

Table 8.2.8-1 shows the content of the Floor Idle message.

Table 8.2.8-1: Floor Idle message

0										1										2										3									
0	1	2	3	4	5	6	7	8	9	0	1	2	3	4	5	6	7	8	9	0	1	2	3	4	5	6	7	8	9	0	1	2	3	4	5	6	7	8	9
V=2 P Subtype										PT=APP=204										length=2																			
SSRC of floor control server																																							
name=MCPT																																							
Message Sequence Number field																																							
Track Info field																																							
Floor Indicator field																																							

With the exception of the three first 32-bit words the order of the fields are irrelevant.

Subtype:

The subtype is coded according to table 8.2.2-1.

Length:

The length is coded as specified in subclause 8.1.2.

SSRC:

The SSRC field carries the SSRC of the floor control server.

The content of the SSRC field is coded as specified in IETF RFC 3550 [3].

Message Sequence Number:

The Message Sequence Number field is coded as specified in to subclause 8.2.3.10.

Track Info:

The Track Info field shall be included when an MCPTT call involves a non-controlling MCPTT function. The coding of the Track Info field is described in subclause 8.2.3.13.

Floor Indicator:

The Floor Indicator field is coded as described in subclause 8.2.3.15.

8.2.9 Floor Taken message

The Floor Taken message is sent as an action from the floor control server to inform non-requesting floor participant(s) that someone has been granted permission to send media.

The Floor Taken message is used in the off-network mode and in the on-network mode. In the on-network mode the Floor Taken message is used over both the unicast and MBMS bearer.

Table 8.2.9-1 shows the content of the Floor Taken message.

Table 8.2.9-1: Floor Taken message

0																																1																																2																																3																															
0	1	2	3	4	5	6	7	8	9	0	1	2	3	4	5	6	7	8	9	0	1	2	3	4	5	6	7	8	9	0	1	2	3	4	5	6	7	8	9	0	1																																																																																						
V=2 P Subtype																PT=APP=204																length																																																																																															
																																SSRC of floor control server/floor arbitrator																																																																																															
																																name=MCPT																																																																																															
																																Granted Party's Identity field																																																																																															
																																Permission to Request the Floor field																																																																																															
																																User ID field																																																																																															
																																Message Sequence Number field																																																																																															
																																Track Info field																																																																																															
																																Floor Indicator field																																																																																															
																																SSRC of granted floor participant field																																																																																															
																																Functional Alias field																																																																																															
																																List of Granted Users field																																																																																															
																																List of SSRCs of granted floor participants field																																																																																															
																																List of Functional Aliases field																																																																																															
																																Location field																																																																																															
																																List of Locations of granted floor participants field																																																																																															

With the exception of the three first 32-bit words the order of the fields are irrelevant.

Subtype:

The subtype is coded according to table 8.2.2-1.

Length:

The length is coded as specified in subclause 8.1.2.

SSRC:

The SSRC field carries the SSRC of the floor control server for on-network and floor arbitrator for off-network.

The content of the SSRC field is coded as specified in IETF RFC 3550 [3].

Granted Party's Identity:

The Granted Party's Identity field is coded as specified in subclause 8.2.3.6.

Permission to request the floor:

The Permission to Request the Floor field is coded as specified in subclause 8.2.3.7.

User ID:

The User ID field is used in off-network only. The User ID field carries the MCPTT user ID of the floor participant sending the Floor Taken message.

The User ID field is coded as specified in subclause 8.2.3.8.

Message Sequence Number:

The Message Sequence Number field is coded as specified in to subclause 8.2.3.10.

Track Info:

The Track Info field is included when an MCPTT call involves a non-controlling MCPTT function. The coding of the Track Info field is described in subclause 8.2.3.13.

Floor Indicator:

The Floor Indicator field is coded as described in subclause 8.2.3.15.

SSRC of granted floor participant:

The SSRC of granted floor participant is coded as specified in subclause 8.2.3.16. The field is not used in multi-talker control scenario.

Functional Alias:

The Functional Alias field contains the functional alias of the granted party and is coded as specified in subclause 8.2.3.19.

List of Granted Users:

The List of Granted Users field is used in a multi-talker scenario. The List of Granted Users field is coded as specified in subclause 8.2.3.17 and indicates the list of users that have permission to send media.

List of SSRCs of granted floor participants:

The List of SSRCs field is used in a multi-talker scenario. The List of SSRCs of granted floor participants is coded as specified in subclause 8.2.3.18. The list contains the SSRCs in the same order as the corresponding user IDs in the List of Granted Users field.

List of Functional Aliases:

The List of Functional Aliases field is used in multi-talker scenario. The List of Functional Aliases field is coded as specified in subclause 8.2.3.20 and indicates the list of Functional Aliases that have permission to send media. The list contains the Functional Aliases in the same order as the corresponding user IDs in the List of Granted Users field.

Location:

The Location field is coded as specified in subclause 8.2.3.21 and contains the location of the granted party.

List of Locations of granted floor participants:

The List of Locations field is used in a multi-talker scenario. The List of Locations of granted floor participants is coded as specified in subclause 8.2.3.22.

8.2.10 Floor Revoke message

8.2.10.1 General

The Floor Revoke message is sent from the floor control server to the floor participant with the permission to send media to inform that the permission to send media is revoked.

The Floor Revoke message is used in the on-network mode. The Floor Revoke message is only used over the unicast bearer.

Table 8.2.10.1-1 shows the content of the Floor Revoke message.

Table 8.2.10.1-1: Floor Revoke message

0										1										2										3									
0	1	2	3	4	5	6	7	8	9	0	1	2	3	4	5	6	7	8	9	0	1	2	3	4	5	6	7	8	9	0	1	2	3	4	5	6	7	8	9
V=2 P Subtype										PT=APP=204										length																			
SSRC of floor control server																																							
name=MCPT																																							
Reject Cause value																																							
Track Info field																																							
Floor Indicator field																																							

With the exception of the three first 32-bit words the order of the fields are irrelevant.

Subtype:

The subtype is coded according to table 8.2.2-1.

Length:

The length is coded as specified in subclause 8.1.2.

SSRC:

The SSRC field carries the SSRC of the floor control server.

The content of the SSRC field is coded as specified in IETF RFC 3550 [3].

Reject Cause:

The Reject Cause field for the Floor Revoke message includes <Reject Cause> cause value in the Reject Cause field explaining why the floor control server wants the floor participant to stop sending media and can be followed by additional information. Therefore the length of the packet can vary depending on the value of the rejection cause.

The coding of the <Reject Cause> value is specified in subclause 8.2.3.4.

Track Info:

The Track Info field is included when an MCPTT call involves a non-controlling MCPTT function. The coding of the Track Info field is described in subclause 8.2.3.13.

Floor Indicator:

The Floor Indicator field is coded as described in subclause 8.2.3.15.

8.2.10.2 Floor revoke cause codes and revoke cause phrases

Cause #1 – Only one MCPTT client

The <Reject Cause> value set to '1' indicates that the MCPTT client is the only MCPTT client in the MCPTT session or the only participant connected to a floor control server. No additional information included.

Cause #2 – Media burst too long

The <Reject Cause> value set to '2' indicates that the MCPTT User has talked too long (e.g., the stop-talking timer has expired). No additional information included.

Cause #3 - No permission to send a Media Burst

The <Reject Cause> value set to '3' indicates that the MCPTT client does not have permission to send media. No additional information is included.

Cause #4 - Media Burst pre-empted

The <Reject Cause> value set to '4' indicates that the MCPTT client 's permission to send a media is being pre-empted. No additional information is included.

Cause #6 - No resources available

The <Reject Cause> value set to '6' indicates that the floor control server can no longer grant MCPTT client to send media due to congestion. No additional information is included.

Cause #255 – Other reason

The <Reject Cause> value set to '255' indicates that the floor control server can no longer grant MCPTT client to send media due to the floor control server local policy. No additional information is included.

8.2.11 Floor Queue Position Request message

The Floor Queue Position Request message is a request from a floor participant to get information about the floor participant's position in the floor request queue.

The Floor Queue Position Request message is used in the off-network mode and in the on-network mode. In the on-network mode the Floor Queue Position Request message is only used over the unicast bearer.

Table 8.2.11-1 shows the content of the Floor Queue Position Request message.

Table 8.2.11-1: Floor Queue Position Request message

0																																1																																2																																3																															
0	1	2	3	4	5	6	7	8	9	0	1	2	3	4	5	6	7	8	9	0	1	2	3	4	5	6	7	8	9	0	1	2	3	4	5	6	7	8	9	0	1																																																																																						
V=2 P Subtype																PT=APP=204																length																																																																																															
SSRC of floor participant requesting floor queue status info																																																																																																																															
name=MCPT																																																																																																																															
User ID field																																																																																																																															
Track Info field																																																																																																																															

With the exception of the three first 32-bit words the order of the fields are irrelevant.

Subtype:

The subtype is coded according to table 8.2.2-1.

Length:

The length is coded as specified in subclause 8.1.2.

SSRC:

The SSRC field carries the SSRC of the floor participant that is requesting information about its position in the floor request queue.

The SSRC field is coded as specified in IETF RFC 3550 [3].

User ID:

The User ID field is used in off-network only. The User ID field carries the MCPTT user ID of the floor participant sending the Floor Queue Position Request message.

The User ID field is coded as specified in subclause 8.2.3.8.

Track Info:

The Track Info field is included when an MCPTT call involves a non-controlling MCPTT function. The coding of the Track Info field is described in subclause 8.2.3.13.

8.2.12 Floor Queue Position Info message

The Floor Queue Position Info message is sent by the floor control server to notify the floor participant of its position in the floor request queue.

The Floor Queue Position Info message is used in off-network and in on-network mode. In the on-network mode the Floor Queue Position Info message is only used over the unicast bearer.

Table 8.2.12-1 shows the content of the Floor Queue Position Info message.

Table 8.2.12-1: Floor Queue Position Info message

0										1										2										3									
0	1	2	3	4	5	6	7	8	9	0	1	2	3	4	5	6	7	8	9	0	1	2	3	4	5	6	7	8	9	0	1	2	3	4	5	6	7	8	9
V=2 P Subtype										PT=APP=204										length																			
SSRC of floor control server/floor arbitrator																																							
name=MCPT																																							
User ID field																																							
SSRC of queued floor participant field																																							
Queued User ID field																																							
Queue Info field																																							
Track Info field																																							
Floor Indicator field																																							

With the exception of the three first 32-bit words the order of the fields are irrelevant.

Subtype:

The subtype is coded according to table 8.2.2-1.

Length:

The length is coded as specified in subclause 8.1.2.

SSRC:

The SSRC field carries the SSRC of the floor control server for on-network and floor arbitrator for off-network.

The SSRC field is coded as specified in IETF RFC 3550 [3].

User ID:

The User ID field is used in off-network only. The User ID field carries the MCPTT ID of the floor participant sending the Floor Queue Position Info message.

The User ID value is coded as specified in subclause 8.2.3.8.

SSRC of queued floor participant:

The SSRC of queued floor participant is only applicable in off-network and shall carry the SSRC of the queued floor participant.

The SSRC field shall be coded as specified in subclause 8.2.3.16.

Queued User ID:

The Queued User ID field is used in off-network only. The Queued User ID field carries the MCPTT ID of the queued floor participant.

The Queued User ID value is coded as specified in subclause 8.2.3.8.

Queue Info:

The Queue Info field defines the queue position and granted floor priority in the queue.

The Queue Info field is coded as specified in subclause 8.2.3.5.

Track Info:

The Track Info field is included when an MCPTT call involves a non-controlling MCPTT function. The coding of the Track Info field is described in subclause 8.2.3.13.

Floor Indicator:

The Floor Indicator field is coded as described in subclause 8.2.3.15.

8.2.13 Floor Ack message

The Floor Ack message is used to acknowledge any floor control message that included the first bit (marked as x in the subtype) set to 1 (see subclause 8.2.2).

The Floor Ack message is only used in the on-network mode. The Floor Ack message is only used over the unicast bearer.

Table 8.2.13-1 shows the content of the Floor Ack message.

Table 8.2.13-1: Floor Ack message

0										1										2										3									
0	1	2	3	4	5	6	7	8	9	0	1	2	3	4	5	6	7	8	9	0	1	2	3	4	5	6	7	8	9	0	1	2	3	4	5	6	7	8	9
V=2 P Subtype										PT=APP=204										length																			
										SSRC of the sender																													
										name=MCPT																													
										Source field																													
										Message Type field																													
										Track Info field																													
										Location field																													

Subtype:

The subtype is coded according to table 8.2.2-1.

Length:

The length is coded as specified in subclause 8.1.2.

SSRC:

The SSRC field carries the SSRC of the source identified by the Source field.

The SSRC field is coded as specified in IETF RFC 3550 [3].

Source:

The Source field is coded as specified in subclause 8.2.3.12.

Message Type:

The Message Type field contains the floor control message that is acknowledged by the Floor Ack message. The Message Type field is coded as specified in subclause 8.2.3.14.

Track Info:

The Track Info field is included when an MCPTT call involves a non-controlling MCPTT function. The coding of the Track Info field is described in subclause 8.2.3.13.

Location:

The Location field is coded as described in subclause 8.2.3.21 and contains the location information of the granted floor user. This field shall be omitted when location information of the granted floor user is not allowed by the granted floor user’s MCPTT profile, or alternatively may be included with the location type field set to '0' (Not provided).

8.2.14 Floor Release Multi Talker message

The Floor Release Multi Talker message is sent from the floor control server to the floor control participants to indicate that the indicated user has completed media transfer and floor is released.

The Floor Release Multi Talker message is only used in the on-network mode. The Release Multi Talker message is used over both the unicast and MBMS bearer.

Table 8.2.14-1 shows the content of the Floor Release Multi Talker message.

Table 8.2.14-1: Floor Release Multi Talker message

0																																1																																2																																3																															
0	1	2	3	4	5	6	7	8	9	0	1	2	3	4	5	6	7	8	9	0	1	2	3	4	5	6	7	8	9	0	1	2	3	4	5	6	7	8	9	0	1																																																																																						
V=2 P								Subtype								PT=APP=204								length																																																																																																							
																																SSRC																																																																																															
																																name=MCPT																																																																																															
																																User ID field																																																																																															
																																Track Info field																																																																																															
																																Floor Indicator field																																																																																															

With the exception of the three first 32-bit words the order of the fields are irrelevant.

Subtype:

The subtype is coded according to table 8.2.2-1.

Length:

The length is coded as specified in subclause 8.1.2.

SSRC:

The SSRC field carries the SSRC of the floor control server for on-network and floor arbitrator for off-network..

The content of the SSRC field is coded as specified in IETF RFC 3550 [3].

User ID:

The User ID carries the MCPTT ID of the floor participant releasing the floor.

The User ID field is coded as specified in subclause 8.2.3.8.

Floor Indicator:

The Floor Indicator field is coded as described in subclause 8.2.3.15.

8.3 Pre-established session call control

8.3.1 Introduction

The pre-established session call control messages shall be coded as described in subclause 8.1.2 where the pre-established session call control message is part of the application-dependent data.

For the pre-established session call control protocol the ASCII name string shall be: MCPC (Mission Critical Pre-established session call Control).

A list of pre-established session call control messages can be found in the subclause 8.3.2.

Pre-established session call control specific fields are specified in subclause 8.3.3.

8.3.2 Pre-established session call control message

The table 8.3.2-1 provides a list of call control messages.

Table 8.3.2-1: Pre-established session call control specific messages

Message name	Subtype	Reference	Direction
Connect	x0000	Subclause 8.3.4	Server → client
Disconnect	x0001	Subclause 8.3.5	Server → client
Acknowledge	00010	Subclause 8.3.6	Client → server
NOTE: The participating MCPTT function is the server and the floor participant is the client.			

For some messages the first bit (marked as x in the subtype) can be used to indicate if the sender wants to have an acknowledgment. The x is coded as follows:

'0' Acknowledgment is not required

'1' Acknowledgment is required

NOTE: Whether a message needs to be acknowledged or not is described in clause 9.

If an acknowledgment is required, the Acknowledge message is used to acknowledge the message.

8.3.3 Pre-established session call control fields

8.3.3.1 Introduction

This subclause describes the pre-established session call control specific data fields.

The pre-established session call control specific data fields are contained in the application-dependent data of the pre-established session call control message. The pre-established session call control specific data fields follow the syntax specified in subclause 8.1.3.

Table 8.3.3.1-1: Void

Table 8.3.3.1-2 lists the available data fields including the assigned field ID.

Table 8.3.3.1-2: Pre-established session call control data fields

Field name	Field ID		Reference
	Decimal	Binary	
Media Streams	000	00000000	Subclause 8.3.3.2
MCPTT Session Identity	001	00000001	Subclause 8.3.3.3
Warning Text	002	00000010	Subclause 8.3.3.4
MCPTT Group Identity	003	00000011	Subclause 8.3.3.5
Answer State	004	00000100	Subclause 8.3.3.6
Inviting MCPTT User Identity	005	00000101	Subclause 8.3.3.7
Reason Code	006	00000110	Subclause 8.3.3.8
PCK I_MESSAGE	192	11000000	Subclause 8.3.3.10

The following subclauses describe the coding of each data field.

8.3.3.2 Media Streams field

The Media Streams field describes which media streams to use in the session. At the minimum one <Media Stream> value shall be included. The <Control Channel> value item is only needed when floor control applies during the MCPTT call.

Table 8.3.3.2-1 describes the coding of the Media Streams field.

Table 8.3.3.2-1: Media Streams field coding

0								1								2								3							
0	1	2	3	4	5	6	7	8	9	0	1	2	3	4	5	6	7	8	9	0	1	2	3	4	5	6	7	8	9	0	1
Media Stream field ID value								Media Streams length value								Media Stream value								Control Channel value							

The <Media Streams field ID> value is a binary value and shall be set according to table 8.3.3.1-2.

The <Media Streams length> value shall is a binary value indicating the length in octets of the <Media Stream> value and <Control channel> value items.

The <Media Stream> value shall consist of 8 bit parameter giving the number of the "m=audio" m-line negotiated in the pre-established session.

The <Control Channel> value shall consist of 8 bit parameter giving the number of the "m=application" m-line negotiated in the pre-established session. The <Control Channel> value is set to "0" when no floor control is used during the session.

8.3.3.3 MCPTT Session Identity field

The MCPTT Session Identity field contains the MCPTT session identity and the session type.

Table 8.3.3.3-1 describes the coding of the MCPTT Session Identity field.

Table 8.3.3.3-1: MCPTT Session Identity field coding

0								1								2								3							
0	1	2	3	4	5	6	7	8	9	0	1	2	3	4	5	6	7	8	9	0	1	2	3	4	5	6	7	8	9	0	1
MCPTT session identity field ID								MCPTT session identity field length								Session Type								MCPTT Session Identity							
:																(Padding)								:							

The <MCPTT Session Identity field ID> value is a binary value and shall be set according to table 8.3.3.1-2.

The <MCPTT Session Identity length> value shall is a binary value indicating the length in octets of the <Session Type> value and <MCPTT Session Identity> value items.

The <Session Type> value is coded as follows:

- 00000000 = no session type
- 00000001 = private
- 00000011 = prearranged
- 00000100 = chat

All other values are reserved for future use.

<MCPTT Session Identity> value contains a SIP URI, which identifies the MCPTT session between the MCPTT client and the controlling MCPTT function; see 3GPP TS 24.379 [2] subclause 4.5. The <MCPTT Session Identity> value is coded specified in table 8.3.3.3-2.

Table 8.3.3.3-2: ABNF syntax of string values of the <MCPTT Session Identity> value

mcptt-session-identity = SIP-URI

If the length of the <MCPTT Session Identity> value is not (1 + multiple of 4) bytes, the <MCPTT Session Identity> value shall be padded to (1 + multiple of 4) bytes. The value of the padding bytes should be set to zero. The padding bytes shall be ignored.

8.3.3.4 Warning Text field

The Warning Text field contains the text string returned by the controlling MCPTT function in responses to a SIP INVITE request as described in 3GPP TS 24.379 [2] subclause 4.4.

Table 8.3.3.4-1 describes the coding of the Warning Text field.

Table 8.3.3.4-1: Warning Text field coding

0	1	2	3
0 1 2 3 4 5 6 7 8 9	0 1 2 3 4 5 6 7 8 9	0 1 2 3 4 5 6 7 8 9	0 1 2 3 4 5 6 7 8 9 0 1
+-----+-----+-----+-----+			
Warning Text	Warning Text	Warning Text	
field ID	length		
+-----+-----+-----+-----+			
:		(Padding)	:
+-----+-----+-----+-----+			

The <Warning Text field ID> value is a binary value and shall be set according to table 8.3.3.1-2.

The <Warning Text length> value is a binary value indicating the length in octets of the <Warning Text> value item excluding any padding octets.

The <Warning Text> value shall be coded as specified in 3GPP TS 24.379 [2] table 4.4.2-1.

EXAMPLE: If the Warning: 399 "107 User not authorised to make private calls" is received, "107 User not authorised to make private calls" is included as the <Warning Text> value.

If the length of the <Warning Text> value is not (2 + multiple of 4) bytes, the <Warning Text> value shall be padded to (2 + multiple of 4) bytes. The value of the padding bytes should be set to zero. The padding bytes shall be ignored.

8.3.3.5 MCPTT Group Identity field

The MCPTT Group Identity field contains a SIP URI identifying the group that an MCPTT client is invited to.

Table 8.3.3.5-1 describes the coding of the MCPTT Group Identity field.

Table 8.3.3.5-1: MCPTT Group Identity field coding

0									1									2									3								
0	1	2	3	4	5	6	7	8	9	0	1	2	3	4	5	6	7	8	9	0	1	2	3	4	5	6	7	8	9	0	1				
MCPTT Group identity field ID									MCPTT Group identity field length									MCPTT Group Identity																	
																		(Padding)																	

The <MCPTT Group Identity field ID> value is a binary value and shall be set according to table 8.3.3.1-2.

The <MCPTT Group Identity length> value is a binary value indicating the length in octets of the <MCPTT Group Identity> value item except padding.

<MCPTT Group Identity> value contains the MCPTT group identity or the temporary MCPTT group identity as defined in 3GPP TS 24.379 [2]. The <MCPTT Group Identity> value shall be coded as specified in the table 8.3.3.5-2.

Table 8.3.3.5-2: ABNF syntax of string values of the <MCPTT Group Identity> value

mcptt-group-identity = URI

If the length of the <MCPTT Group Identity> value is not (2 + multiple of 4) bytes, the <MCPTT Group Identity> value shall be padded to (2 + multiple of 4) bytes. The value of the padding bytes should be set to zero. The padding bytes shall be ignored.

8.3.3.6 Answer State field

The Answer State field indicates if invited MCPTT users are invited using automatic or manual commencement mode.

Table 8.3.3.6-1 describes the coding of the Answer State field.

Table 8.3.3.6-1: Answer State field coding

0									1									2									3								
0	1	2	3	4	5	6	7	8	9	0	1	2	3	4	5	6	7	8	9	0	1	2	3	4	5	6	7	8	9	0	1				
Answer State field ID value									Answer State length value									Answer State value																	

The <Answer State field ID> value is a binary value and shall be set according to table 8.3.3.1-2.

The <Answer State length> value is a binary value and shall have the value '2' indicating the total length in octets of the <Answer State> value item.

The <Answer State> value is a 16-bit binary value with the following values:

'0' Unconfirmed

'1' Confirmed

All other values are reserved for future use.

8.3.3.7 Inviting MCPTT User Identity field

The Inviting MCPTT User Identity field contains the MCPTT ID identifying the inviting MCPTT user.

Table 8.3.3.7-1 describes the coding of the Inviting MCPTT User Identity field.

Table 8.3.3.7-1: Inviting MCPTT User Identity field coding

0										1										2										3									
0	1	2	3	4	5	6	7	8	9	0	1	2	3	4	5	6	7	8	9	0	1	2	3	4	5	6	7	8	9	0	1	2	3	4	5	6	7	8	9
Inviting MCPTT User Identity field ID										Inviting MCPTT User Identity length										Inviting MCPTT User Identity										(Padding)									

The <Inviting MCPTT User Identity field ID> value is a binary value and shall be set according to table 8.3.3.1-2.

The <Inviting MCPTT User Identity length> value is a binary value indicating the length in octets of the <MCPTT Group Identity> value item except padding.

The <Inviting MCPTT User Identity> value contains the MCPTT ID of the inviting MCPTT user. The <Inviting MCPTT User Identity> value shall be coded as specified in the table 8.3.3.7-2. The MCPTT ID is specified in 3GPP TS 24.379 [2].

Table 8.3.3.7-2: ABNF syntax of string values of the <Inviting MCPTT User Identity> value

inviting-mcptt-user-identity = URI

If the length of the <Inviting MCPTT User Identity> value is not (2 + multiple of 4) bytes, the <Inviting MCPTT User Identity> value shall be padded to (2 + multiple of 4) bytes. The value of the padding bytes should be set to zero. The padding bytes shall be ignored.

8.3.3.8 Reason Code field

The Reason Code field contains the answer to a pre-established call control message.

Table 8.3.3.8-1 describes the coding of the Reason Code field.

Table 8.3.3.8-1: Reason Code field coding

0										1										2										3									
0	1	2	3	4	5	6	7	8	9	0	1	2	3	4	5	6	7	8	9	0	1	2	3	4	5	6	7	8	9	0	1	2	3	4	5	6	7	8	9
Reason Code field ID value										Reason Code length value										Reason Code value																			

The <Reason Code field ID> value is a binary value and shall be set according to table 8.3.3.1-2.

The <Reason Code length> value is a binary value and shall have the value '2' indicating the total length in octets of the <Reason Code> value item.

The <Reason Code> value is a 16-bit binary value with the following values:

- '0' Accepted
- '1' Busy
- '2' Not Accepted

All other values are reserved for future use.

8.3.3.9 Handling of unknown fields and messages

When a pre-establish session control message is received the MCPTT client and the participating MCPTT function shall:

1. ignore the whole message, if the subtype is unknown;

2. ignore the unspecified fields in the message (e.g. specified in future version of the pre-establish session control protocol); and
3. ignore the syntactically incorrect optional fields.

8.3.3.10 PCK I_MESSAGE field

The PCK I_MESSAGE field is a MIKEY payload containing a MIKEY-SAKKE I_MESSAGE as defined in IETF RFC 6509 [17] and as received in the SIP INVITE message. The PCK I_MESSAGE contains the PCK and PCK-ID (see 3GPP TS 24.379 [2] subclause 4.7).

Table 8.3.3.10-1 describes the coding of the PCK I_MESSAGE field.

Table 8.3.3.10-1: PCK I_MESSAGE field coding

0									1									2									3														
0	1	2	3	4	5	6	7	8	9	0	1	2	3	4	5	6	7	8	9	0	1	2	3	4	5	6	7	8	9	0	1	2	3	4	5	6	7	8	9	0	1
PCK I_MESSAGE field ID value									PCK I_MESSAGE field length value									PCK I_MESSAGE field value									:														
:																											(Padding)									:					

The <PCK I_MESSAGE field ID> value is a binary value and shall be set according to table 8.3.3.1-2.

The <PCK I_MESSAGE field length> value is a binary value indicating the length in octets of the <PCK I_MESSAGE field> value item.

The <PCK I_MESSAGE field> value contains the MIKEY-SAKKE I_MESSAGE for PCK as received in the SIP INVITE message.

8.3.4 Connect message

The Connect message is sent by the participating MCPTT function on the originating side to the MCPTT client to confirm the establishment of an MCPTT call or sent on the terminating side to initiate an MCPTT call. The Connect message is only used in the on-network mode and only sent over the unicast bearer.

Table 8.3.4-1 shows the content of the Connect message.

Table 8.3.4-1: Connect message

0									1									2									3														
0	1	2	3	4	5	6	7	8	9	0	1	2	3	4	5	6	7	8	9	0	1	2	3	4	5	6	7	8	9	0	1	2	3	4	5	6	7	8	9	0	1
V=2 P Subtype									PT=APP=204									Length									:														
SSRC of participating MCPTT function																											:														
name=MCPC																											:														
MCPTT Session Identity field																											:														
MCPTT Group Identity field																											:														
Media Streams field																											:														
Warning Text field																											:														
Answer State field																											:														
Inviting MCPTT User Identity field																											:														
PCK I_MESSAGE field																											:														

With the exception of the three first 32-bit words the order of the fields are irrelevant.

Subtype:

The subtype shall be coded according to table 8.3.2-1.

Length:

The length shall be coded as specified in to subclause 8.1.2.

SSRC:

The SSRC field shall carry the SSRC of the participating MCPTT function.

The SSRC field shall be coded as specified in IETF RFC 3550 [3].

MCPTT Session Identity:

The MCPTT Session Identity field is coded as described in subclause 8.3.3.3.

MCPTT Group Identity:

The MCPTT Group Identity field is coded as described in subclause 8.3.3.5.

Media Streams:

The Media Streams field is coded as described in subclause 8.3.3.2.

Warning Text:

The Warning Text field is coded as described in subclause 8.3.3.4.

Answer State:

The Answer State field is coded as described in subclause 8.3.3.6.

When the Answer State field is not included the value "confirmed" shall be assumed.

Inviting MCPTT User Identity:

The Inviting MCPTT User Identity field is coded as described in subclause 8.3.3.5.

When the inviting MCPTT user requested privacy, the <sip:anonymous@invalid.invalid> identity shall be used.

PCK I MESSAGE:

The PCK I_MESSAGE is used to transport the PCK and PCK-ID for use in private call.

This field is used when the terminating participating MCPTT function sends the Connect message to the terminating client for a private call.

8.3.5 Disconnect message

Table 8.3.5-1 shows the content of the Connect message.

Table 8.3.5-1: Disconnect message

0																																1																																2																																3																															
V=2 P Subtype																PT=APP=204																Length																																																																																															
SSRC of participating MCPTT function																																																																																																																															
name=MCPC																																																																																																																															
MCPTT Session Identity field																																																																																																																															

With the exception of the three first 32-bit words the order of the fields are irrelevant.

Subtype:

The subtype shall be coded according to table 8.3.2-1.

Length:

The length shall be coded as specified in subclause 8.1.2.

SSRC:

The SSRC field shall carry the SSRC of the participating MCPTT function.

The SSRC field shall be coded as specified in IETF RFC 3550 [3].

MCPTT Session Identity:

The MCPTT Session Identity field is coded as described in subclause 8.3.3.3.

8.3.6 Acknowledgement message

Table 8.3.6-1 shows the content of the Acknowledgement message.

Table 8.3.6-1: Acknowledgement message

0																																1																																2																																3																															
0	1	2	3	4	5	6	7	8	9	0	1	2	3	4	5	6	7	8	9	0	1	2	3	4	5	6	7	8	9	0	1	2	3	4	5	6	7	8	9	0	1																																																																																						
V=2 P								Subtype								PT=APP=204								Length																																																																																																							
																																SSRC of floor participant																																																																																															
																																name=MCPC																																																																																															
																																Reason Code field																																																																																															

With the exception of the three first 32-bit words the order of the fields are irrelevant.

Subtype:

The subtype shall be coded according to table 8.3.2-1.

Length:

The length shall be coded as specified in subclause 8.1.2.

SSRC:

The SSRC field shall carry the SSRC of the floor participant.

The SSRC field shall be coded as specified in IETF RFC 3550 [3].

Reason Code:

The Reason Code field is coded as described in subclause 8.3.3.8.

8.4 MBMS subchannel control

8.4.1 Introduction

The MBMS subchannel control messages shall be coded as described in subclause 8.1.2 where the MBMS subchannel control message is part of the application-dependent data.

For the MBMS subchannel control protocol the ASCII name string shall be: MCMC.

The list of MBMS subchannel control messages can be found in the subclause 8.4.2.

The MBMS subchannel control specific fields are specified in subclause 8.4.3.

8.4.2 MBMS subchannel control messages

Table 8.4.2-1 provides a list of MBMS subchannel control protocol messages.

Table 8.4.2-1: MBMS subchannel control protocol messages

Message name	Subtype	Reference	Direction
Map Group To Bearer	00000	subclause 8.4.4	Server → client
Unmap Group To Bearer	00001	subclause 8.4.5	Server → client
Application Paging	00010	subclause 8.4.6	Server → client
Bearer Announcement	00011	subclause 8.4.7	Server → client
NOTE: The participating MCPTT function is the server and the MCPTT client is the client.			

8.4.3 MBMS subchannel control specific fields

8.4.3.1 Introduction

This subclause describes the MBMS subchannel control specific data fields.

The MBMS subchannel control specific data fields are contained in the application-dependent data of the MBMS subchannel control message. The MBMS subchannel control specific data fields follow the syntax specified in subclause 8.1.3.

Table 8.4.3.1-1: Void

Table 8.4.3.1-2 lists the available fields including the assigned Field ID.

Table 8.4.3.1-2: MBMS subchannel control specific data fields

Field name	Field ID		Description
	Decimal	Binary	
MBMS Subchannel	000	00000000	Subclause 8.4.3.3
TMGI	001	00000001	Subclause 8.4.3.4.
MCPTT Group ID	002	00000010	Subclause 8.4.3.2
Monitoring State	003	00000011	Subcaluse 8.4.3.6

8.4.3.2 MCPTT Group ID field

The MCPTT Group ID field contains a SIP URI identifying the MCPTT group for which media and floor control messages are going to be broadcasted over a MBMS subchannel.

The MCPTT Group ID field is coded as the MCPTT Group Identity field specified in subclause 8.3.3.5.

8.4.3.3 MBMS Subchannel field

The MBMS Subchannel field describes which MBMS subchannel to use for media and for floor control.

Table 8.4.3.3-1 describes the coding of the MBMS Subchannel field.

Table 8.4.3.3-1: MBMS Subchannel field coding

0										1										2										3											
0	1	2	3	4	5	6	7	8	9	0	1	2	3	4	5	6	7	8	9	0	1	2	3	4	5	6	7	8	9	0	1	2	3	4	5	6	7	8	9		
MBMS Subchannel field ID value										MBMS Subchannel length value										Audio m-line Number					Floor m-line Number					IP Version					spare						
Floor control Port Number																																									
Media Port Number																																									
:																IP Address																:									

The <MBMS Subchannel field ID> value is a binary value and shall be set according to table 8.4.3.1-2.

The <MBMS Subchannel length> value is a binary value indicating the total length in octets of the <Audio m-line Number> value, <IP Version> value, spare, <Port Number> value and <IP address> items.

The <Audio m-line Number> value shall consist of 4 bit parameter giving the number of the "m=audio" m-line in the SIP MESSAGE request announcing the MBMS bearer described in 3GPP TS 24.379 [2].

The <Floor m-line Number> value shall consist of 4 bit parameter giving the number of the "m=application" m-line in the SIP MESSAGE request announcing the MBMS bearer described in 3GPP TS 24.379 [2]. The <Floor m-line Number> value is set to "0" when the same subchannel is used for media and for floor control.

The <IP version> value indicates the IP version:

'0' IP version 4

'1' IP version 6

All other values are reserved for future use.

The "spare" 4 bits shall be set to "0000".

The <Floor control Port Number> value is a 32-bit binary value giving the port to be used if the <Floor m-line Number> value is greater than '0'. If the <Floor m-line Number> value is equal to '0', the <Floor control Port Number> value is not included in the MBMS Subchannel field.

The <Media Port Number> value is a 32-bit binary value giving the port to be used. The <Media Port Number> value is always present in the MBMS Subchannel field.

The <IP Address> value is:

1. a 32 bit binary value containing the IP v4 address if the <IP version> indicates that the <IP Address> value is a IP v4 Address; or
2. four 32-bit words that together forms a 128 bit binary value representing the IP v6 address, if the <IP version> indicates that the <IP Address> value is a IP v6 Address

8.4.3.4 TMGI field

Table 8.4.3.4-1 describes the coding of the TMGI field.

Table 8.4.3.4-1: TMGI field coding

0										1										2										3											
0	1	2	3	4	5	6	7	8	9	0	1	2	3	4	5	6	7	8	9	0	1	2	3	4	5	6	7	8	9	0	1	2	3	4	5	6	7	8	9		
TMGI ID										TMGI length										TMGI										:											
:																(padding)																:									

The <TMGI field ID> value is a binary value and shall be set according to table 8.4.3.1-2.

The <TMGI length> value is a binary value indicating the length in octets of the <TMGI> value item except padding.

The <TMGI> value is coded as described in 3GPP TS 24.008 [11] subclause 10.5.6.13 excluding the Temporary Mobile Group Identity IEI and Length of Temporary Mobile Group Identity contents (octet 1 and octet 2 in 3GPP TS 24.008 [11] subclause 10.5.6.13).

If the length of the <TMGI> value is not (2 + multiple of 4) bytes, the <TMGI> value shall be padded to (2 + multiple of 4) bytes. The value of the padding bytes should be set to zero. The padding bytes shall be ignored.

8.4.3.5 Void

8.4.3.6 Monitoring state

Table 8.4.3.6-1 describes the coding of the Monitoring State field.

Table 8.4.3.6-1: Monitoring State field coding

0									1									2									3								
0	1	2	3	4	5	6	7	8	9	0	1	2	3	4	5	6	7	8	9	0	1	2	3	4	5	6	7	8	9	0	1				
Monitoring State ID									length=1									Monitoring State									Spare								

The <Monitoring State field ID> value is a binary value and shall be set according to table 8.4.3.1-2.

The <Monitoring State length> value is a binary value indicating the length in octets of the <Monitoring State> value item.

The <Monitoring State> value is a binary value where the following values are defined:

'0' Monitoring is inactive

'1' Monitoring is active

All other values are reserved for future use.

The spare bits are set to zero

8.4.4 Map Group To Bearer message

The Map Group To Bearer message is sent by the participating function when a conversation is started.

Table 8.4.4-1 shows the content of the Map Group To Bearer message.

Table 8.4.4-1: Map Group To Bearer message

0									1									2									3								
0	1	2	3	4	5	6	7	8	9	0	1	2	3	4	5	6	7	8	9	0	1	2	3	4	5	6	7	8	9	0	1				
V=2 P Subtype									PT=APP=204									Length																	
SSRC of participating MCPTT function																																			
name=MCMC																																			
MCPTT Group ID field																																			
TMGI field																																			
MBMS Subchannel field																																			

With the exception of the three first 32-bit words, the order of the fields are irrelevant.

Subtype:

The subtype shall be coded according to table 8.4.2-1.

Length:

The length shall be coded as specified in subclause 8.1.2.

SSRC:

The SSRC field shall carry the SSRC of the participating MCPTT function.

The SSRC field shall be coded as specified in IETF RFC 3550 [3].

MCPTT Group ID:

The MCPTT Group ID field is coded as described in subclause 8.4.3.2.

TMGI:

The TMGI field is coded as described in subclause 8.4.3.4.

MBMS Subchannel:

The MBMS Subchannel field is coded as described in subclause 8.4.3.3.

8.4.5 Unmap Group To Bearer message

The Unmap Group To Bearer message is sent by the participating function when a conversation is ended.

Table 8.4.5-1 shows the content of the Unmap Group To Bearer message.

Table 8.4.5-1: Unmap Group To Bearer message

0										1										2										3									
0	1	2	3	4	5	6	7	8	9	0	1	2	3	4	5	6	7	8	9	0	1	2	3	4	5	6	7	8	9	0	1	2	3	4	5	6	7	8	9
V=2 P Subtype										PT=APP=204										length=3																			
										SSRC of participating MCPTT function																													
										name=MCMC																													
										MCPTT Group ID field																													

With the exception of the three first 32-bit words, the order of the fields are irrelevant.

Subtype:

The subtype shall be coded according to table 8.4.2-1.

Length:

The length shall be coded as specified in subclause 8.1.2.

SSRC:

The SSRC field shall carry the SSRC of the participating MCPTT function.

The SSRC field shall be coded as specified in IETF RFC 3550 [3].

MCPTT Group ID:

The MCPTT Group ID field is coded as described in subclause 8.4.3.2.

8.4.6 Application Paging message

The Application Paging message is sent by the participating function when an existing conversation is to be moved to unicast bearers or a new conversation is to be started on unicast bearers.

Table 8.4.5-1 shows the content of the Application Paging message.

Table 8.4.6-1: Application Paging message

0																																1																																2																																3																																																															
0	1	2	3	4	5	6	7	8	9	0	1	2	3	4	5	6	7	8	9	0	1	2	3	4	5	6	7	8	9	0	1	0	1	2	3	4	5	6	7	8	9	0	1																																																																																																																				
V=2 P																																Subtype																																PT=APP=204																																length=3																																																															
																																SSRC of participating MCPTT function																																																																																																																															
																																name=MCMC																																																																																																																															
																																MCPTT Group ID																																																																																																																															

With the exception of the three first 32-bit words, the order of the fields is irrelevant.

Subtype:

The subtype shall be coded according to table 8.4.2-1.

Length:

The length shall be coded as specified in subclause 8.1.2.

SSRC:

The SSRC field shall carry the SSRC of the participating MCPTT function.

The SSRC field shall be coded as specified in IETF RFC 3550 [3].

MCPTT Group ID:

The MCPTT Group ID field is coded as described in subclause 8.4.3.2.

8.4.7 Bearer Announcement message

The Bearer Announcement message is sent by the participating function on an MBMS bearer for application control messages. It may be sent by the participating function in order to achieve a faster setup of the MBMS bearer

Table 8.4.7-1 shows the content of the Bearer Announcement message.

Table 8.4.7-1: Bearer Announcement message

0																																1																																2																																3																																																															
0	1	2	3	4	5	6	7	8	9	0	1	2	3	4	5	6	7	8	9	0	1	2	3	4	5	6	7	8	9	0	1	0	1	2	3	4	5	6	7	8	9	0	1																																																																																																																				
V=2 P																																Subtype																																PT=APP=204																																length																																																															
																																name=MCMC																																																																																																																															
																																TMGI																																																																																																																															
																																Alternative TMGI fields																																																																																																																															
																																Monitoring State																																																																																																																															

With the exception of the three first 32-bit words and the internal order of the TMGI field and the Alternative TMGI fields, the order of the fields is irrelevant.

Subtype:

The subtype shall be coded according to table 8.4.2-1.

Length:

The length shall be coded as specified in subclause 8.1.2.

TMGI:

The TMGI field is coded as described in subclause 8.4.3.4. This field is mandatory.

Alternative TMGI:

Zero or more alternative TMGI fields are coded as described in subclause 8.4.3.4. This field is coded immediately after the TMGI field.

Monitoring State:

The monitoring state field is coded as described in subclause 8.4.3.6.

8.5 MBMS notifications

8.5.1 Introduction

The MBMS notifications messages shall be coded as described in subclause 8.1.2 where the MBMS notifications message is part of the application-dependent data.

For the MBMS notifications protocol the ASCII name string shall be: MCNC.

The list of MBMS notifications messages can be found in the subclause 8.5.2.

The MBMS notifications specific fields are specified in subclause 8.5.3.

8.5.2 MBMS notifications control messages

Table 8.5.2-1 provides a list of MBMS notifications protocol messages.

Table 8.5.2-1: MBMS notifications protocol messages

Message name	Subtype	Reference	Direction
Group Dynamic Data Notify	00000	subclause 8.5.4	Server → client
NOTE: The participating MCPTT function is the server and the MCPTT client is the client.			

8.5.3 MBMS notifications control specific fields

8.5.3.1 Introduction

This subclause describes the MBMS notifications control specific data fields.

The MBMS notifications control specific data fields are contained in the application-dependent data of the MBMS notifications control message. The MBMS notifications control specific data fields follow the syntax specified in subclause 8.1.3.

Table 8.5.3.1-1 lists the available fields including the assigned Field ID.

Table 8.5.3.1-1: MBMS notifications control specific data fields

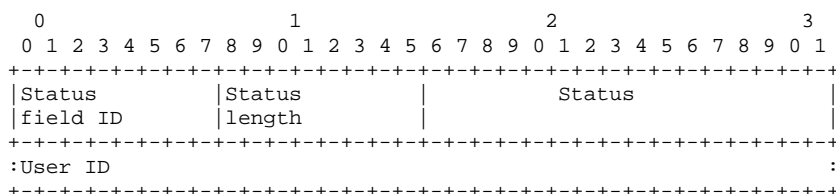
Field name	Field ID		Description
	Decimal	Binary	
Status	000	00000000	Subclause 8.5.3.2
Status changing MCPTT User Identity	001	00000001	Subclause 8.5.3.3
Group call ongoing	002	00000010	Subclause 8.5.3.4
Group broadcast alias	003	00000011	Subclause 8.5.3.5
Group regroup alias	004	00000100	Subclause 8.5.3.6

8.5.3.2 Status field

The Status field indicates the indication of the status of the group and also includes the MCPTT ID of the user that last changed the status of the group.

Table 8.5.3.2-1 describes the coding of the Status field.

Table 8.5.3.2-1: Status field coding



The <Status field ID> value is a binary value and is set according to table 8.5.3.1-1.

The <Status length> value is a binary value and shall have the value '2' indicating the total length in octets of the <Status> value item.

The <Status> value is a 16 bit binary value where:

'0' emergency

'1' in-peril

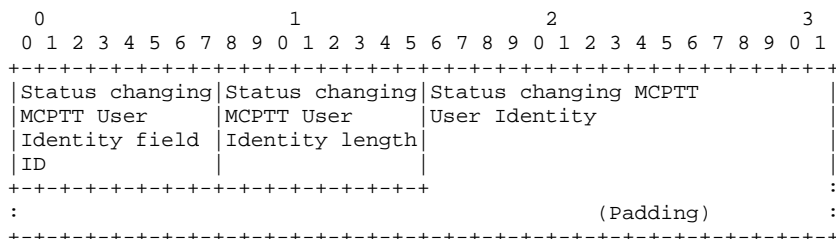
All other values are reserved for future use.

8.5.3.3 Status changing MCPTT User Identity field

The Status changing MCPTT User Identity field contains the MCPTT ID identifying the Status changing MCPTT user.

Table 8.5.3.3-1 describes the coding of the Status changing MCPTT User Identity field.

Table 8.5.3.3-1: Status changing MCPTT User Identity field coding



The <Status changing MCPTT User Identity field ID> value is a binary value and shall be set according to table 8.5.3.1-1.

The <Status changing MCPTT User Identity length> value is a binary value indicating the length in octets of the <MCPTT Group Identity> value item except padding.

The <Status changing MCPTT User Identity> value contains the MCPTT ID of the Status changing MCPTT user. The <Status changing MCPTT User Identity> value shall be coded as specified in the table 8.5.3.3-2. The MCPTT ID is specified in 3GPP TS 24.379 [2].

Table 8.5.3.3-2: ABNF syntax of string values of the <Status changing MCPTT User Identity> value

status-changing-mcptt-user-identity = URI

If the length of the <Status changing MCPTT User Identity> value is not (2 + multiple of 4) bytes, the <Status changing MCPTT User Identity> value shall be padded to (2 + multiple of 4) bytes. The value of the padding bytes should be set to zero. The padding bytes shall be ignored.

8.5.3.4 Group call ongoing field

Table 8.5.3.4-1 describes the coding of the Monitoring State field.

Table 8.5.3.4-1: Group call ongoing field coding

0										1										2										3									
0	1	2	3	4	5	6	7	8	9	0	1	2	3	4	5	6	7	8	9	0	1	2	3	4	5	6	7	8	9	0	1	2	3	4	5	6	7	8	9
Group call										length=1										Group call										Spare									
ongoing ID																				ongoing																			

The < Group call ongoing field ID> value is a binary value and shall be set according to table 8.5.3.1-1.

The <length> value is a binary value indicating the length in octets of the <Group call ongoing> value item and is set to '1'.

The <Group call ongoing> value is a binary value where the following values are defined:

'0' No Group call ongoing

'1' Group call ongoing

All other values are reserved for future use.

The spare bits are set to zero

8.5.3.5 Group broadcast alias field

The Group broadcast alias field contains the URI identifying the Group broadcast alias.

Table 8.5.3.5-1 describes the coding of the Group broadcast alias field.

Table 8.5.3.5-1: Group broadcast alias field coding

0										1										2										3									
0	1	2	3	4	5	6	7	8	9	0	1	2	3	4	5	6	7	8	9	0	1	2	3	4	5	6	7	8	9	0	1	2	3	4	5	6	7	8	9
Group Broadcast										Group Broadcast										Group Broadcast alias																			
alias field ID										alias field																													
										length																													
																														(Padding)									

The <Group broadcast alias field ID> value is a binary value and shall be set according to table 8.5.3.1-1.

The <Group broadcast alias length> value is a binary value indicating the length in octets of the <Group broadcast alias> value item except padding.

The <Group broadcast alias> value contains the URI of the group broadcast alias. The <Group broadcast alias> value shall be coded as specified in the table 8.5.3.5-2. The group broadcast alias is specified in 3GPP TS 23.280 [23].

Table 8.5.3.5-2: ABNF syntax of string values of the <Group broadcast alias> value

group-broadcast-alias = URI

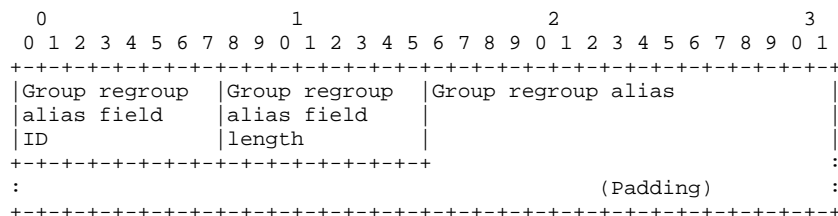
If the length of the <Group broadcast alias> value is not (2 + multiple of 4) bytes, the <Group broadcast alias> value shall be padded to (2 + multiple of 4) bytes. The value of the padding bytes should be set to zero. The padding bytes shall be ignored.

8.5.3.6 Group regroup alias field

The Group regroup alias field contains the URI identifying the Group regroup alias.

Table 8.5.3.6-1 describes the coding of the Group regroup alias field.

Table 8.5.3.6-1: Group regroup alias field coding



The <Group regroup alias field ID> value is a binary value and shall be set according to table 8.5.3.1-1.

The <Group regroup alias length> value is a binary value indicating the length in octets of the <Group regroup alias> value item except padding.

The <Group regroup alias> value contains the URI of the group regroup alias. The <Group regroup alias> value shall be coded as specified in the table 8.5.3.6-2. The Group regroup alias is specified in 3GPP TS 23.280 [23].

Table 8.5.3.6-2: ABNF syntax of string values of the <Group regroup alias> value

group-regroup-alias = URI

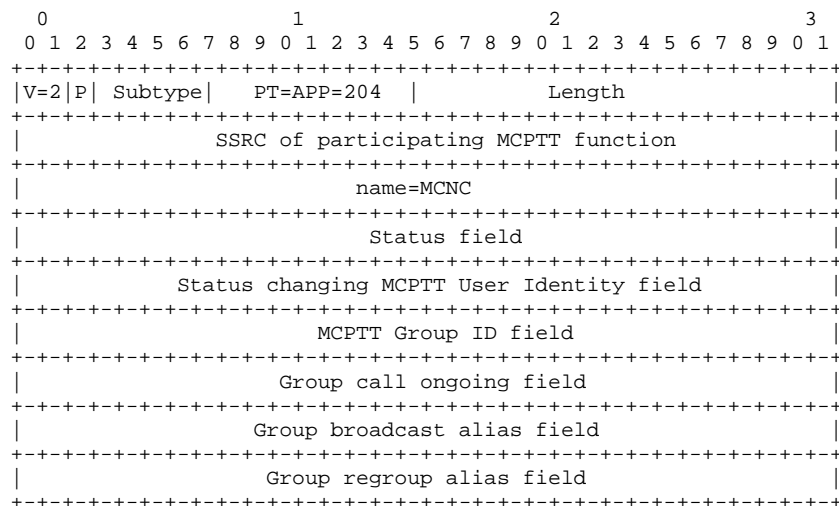
If the length of the <Group regroup alias> value is not (2 + multiple of 4) bytes, the <Group regroup alias> value shall be padded to (2 + multiple of 4) bytes. The value of the padding bytes should be set to zero. The padding bytes shall be ignored.

8.5.4 Group Dynamic Data Notify message

The Group Dynamic Data Notify message is sent by the participating function when a conversation is started.

Table 8.5.4-1 shows the content of the Group Dynamic Data Notify message.

Table 8.5.4-1: Group Dynamic Data Notify message



With the exception of the three first 32-bit words, the order of the fields are irrelevant.

Subtype:

The subtype shall be coded according to table 8.5.2-1.

Length:

The length shall be coded as specified in subclause 8.1.2.

SSRC:

The SSRC field shall carry the SSRC of the participating MCPTT function.

The SSRC field shall be coded as specified in IETF RFC 3550 [3].

MCPTT Group ID

The MCPTT Group ID field contains a SIP URI identifying the group that the group dynamic is related to.

The MCPTT Group ID field is coded as the MCPTT Group Identity field specified in subclause 8.3.3.5.

Status:

The Status field is coded as described in subclause 8.5.3.2.

Status changing MCPTT User Identity:

The Status changing MCPTT User Identity is coded as described in subclause 8.5.3.3.

Group call ongoing:

The Group call ongoing field is coded as described in subclause 8.5.3.4.

Group broadcast alias field:

The Group broadcast alias field is coded as described in subclause 8.5.3.5

Group regroup alias field:

The Group regroup alias field is coded as described in subclause 8.5.3.6

9 Call setup control over pre-established session

9.1 General

The procedures described in this clause are applicable only after a pre-established session is established between the participating MCPTT function and the MCPTT client.

Once the use of an existing pre-established session is decided for a pre-arranged group call or for a chat group call or for a private call, as specified in 3GPP TS 24.379 [2], the participating MCPTT function shall inform the MCPTT client that this pre-established session is to be used as described in subclause 9.3 and the MCPTT client shall respond as described in subclause 9.2.

When a pre-arranged group call or a chat group call or a private call which uses a pre-established session is released as specified in 3GPP TS 24.379 [2], the participating MCPTT function shall inform the MCPTT client that the use of this pre-established session has ended as described in subclause 9.3 and the MCPTT client shall respond as described in subclause 9.2.

Media and media plane control procedures between a participating MCPTT function and MCPTT client for a pre-arranged group call or for a chat group call or for a private call and setup over a pre-established session are not affected by the use of the pre-established session.

Media plane security procedures for pre-established call control messages are specified in clause 13.

9.2 MCPTT client

9.2.1 General

If the MCPTT client supports pre-established session, the MCPTT client shall also support the behaviour implied by the state machine specified in this subclause. The specifications are on the reception or sending of media plane control messages related to the call setup control over pre-established session

An MCPTT client may have several pre-established sessions at a time.

9.2.2 Call setup control over pre-established session state machine

9.2.2.1 General

A call setup control over pre-established state machine has two states: Pre-established Session_Not_in_use and Pre-established Session_In_use. In addition the 'Start-Stop' state is specified for the initiation or the termination of the state machine. The state transitions are partly controlled by the call control procedures specified in 3GPP TS 24.379 [2].

Figure 9.2.2.1-1 shows the call setup control over pre-established session state machine and the state transitions.

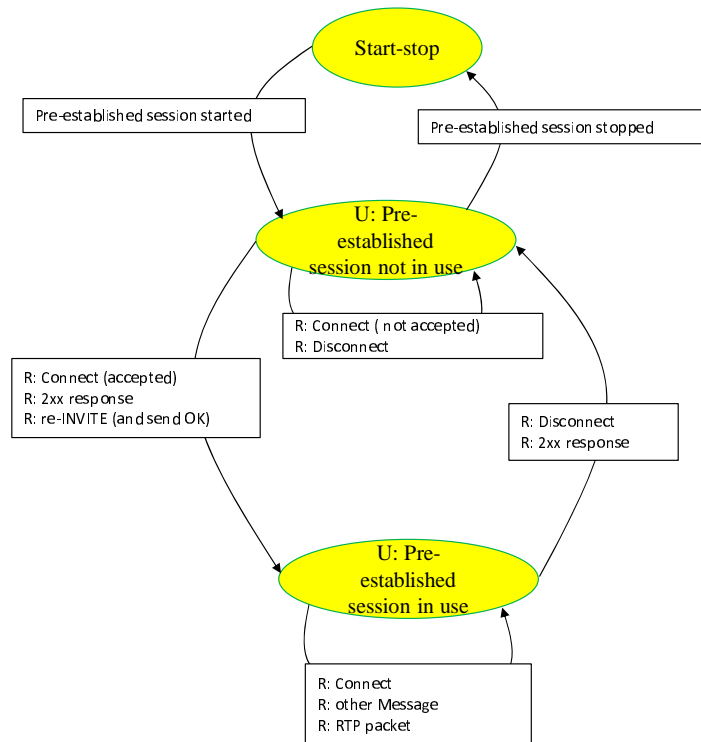


Figure 9.2.2.1-1: Call setup control over pre-established session state machine.

The MCPTT client shall create one instance of the call setup control over pre-established state machine per pre-established session.

If a pre-established session call control message, a SIP request or RTP media packet arrives in any state and there is no procedure specified in the subclauses below, the MCPTT client shall discard the pre-established session call control message, SIP request or RTP media packet and shall remain in the current state.

9.2.2.2 State: 'Start-stop'

9.2.2.2.1 General

In this state no pre-established session exists

9.2.2.2.2 Pre-established session started

When a pre-established session is created between the MCPTT client and the participating MCPTT function, as specified in 3GPP TS 24.379 [2], the MCPTT client:

1. shall initialize any needed user plane resources for the pre-established session as specified in 3GPP TS 24.379 [2]; and
2. shall enter the 'U: Pre-established session not in use' state.

9.2.2.3 State: 'U: Pre-established session not in use'

9.2.2.3.1 General

The 'U: Pre-established session not in use' state is a stable state. The MCPTT client is in this state when a pre-established session is established, but it is not used for a call.

In this state the MCPTT client can receive call initiation message and floor control messages.

9.2.2.3.2 Receive Connect message (R: Connect)

Upon reception of a Connect message:

1. if the MCPTT client accepts the incoming call the MCPTT client:
 - a. shall send the Acknowledgement message with Reason Code field set to 'Accepted';
 - b. shall use only the media streams of the pre-established session which are indicated as used in the associated call session Media Streams field, if the Connect contains a Media Streams field;
 - c. shall create an instance of the 'Floor participant state transition diagram for basic operation' as specified in subclause 6.2.4; and
 - d. shall enter the 'U: Pre-established session in use' state; or
2. Otherwise the MCPTT client:
 - a. shall send the Acknowledgement message with the Reason Code field set to 'Busy' or 'Not Accepted'; and
 - b. shall remain in 'U: Pre-established session not in use' state.

9.2.2.3.3 Pre-established session stopped

When the associated pre-established session between the MCPTT client and the MCPTT server is released the MCPTT client:

1. shall release any user plane resources including any running timers associated with the pre-established session; and
2. shall enter the 'Start-stop' state and then the 'Call setup control over pre-established session state machine' is released.

9.2.2.3.4 Receive Disconnect message (R: Disconnect)

Upon reception of a Disconnect message the MCPTT client:

1. if the first bit in the subtype of the Disconnect message is set to '1' (acknowledgement is required), shall send the Acknowledgement message with the Reason Code set to 'Accepted'; and
2. shall remain in 'U: Pre-established session not in use' state.

9.2.2.3.5 Receive SIP 2xx response (R:2xx response)

Upon reception of a SIP 2xx response for the SIP REFER request sent to initiate an MCPTT call session over a pre-established session as specified in 3GPP TS 24.379 [2], (to initiates a pre-arranged group call or private call or to join a chat group call) the MCPTT client shall enter the 'U: Pre-established session in use' state.

9.2.2.3.6 Receive SIP re-INVITE request (R: re-INVITE)

Upon sending the SIP 200 (OK) response to the SIP re-INVITE request for the use of the Pre-established session initiating an MCPTT call session as specified in 3GPP TS 24.379 [2] the MCPTT client shall enter the 'U: Pre-established session in use' state.

9.2.2.4 State: 'U: Pre-established session in use'

9.2.2.4.1 General

The MCPTT client is in this state when a pre-established session is established and it is used for an MCPTT call session.

In this state the MCPTT client can receive call release indication, floor control messages and RTP media packets.

9.2.2.4.2 Receive Connect message (R: Connect)

Upon reception of a Connect message the MCPTT client:

1. if the first bit in the subtype of the Connect message is set to '1' (acknowledgement is required), shall send Acknowledgement message with the Reason Code field set to 'Accepted'; and
2. shall remain in the 'U: Pre-established session in use' state.

9.2.2.4.3 Receive other floor control message (R: other message)

Upon reception of a floor control message (i.e. messages other than the Connect message and the Disconnect message) the MCPTT client:

1. shall act as specified in subclause 6.2.4; and
2. shall remain in the 'U: Pre-established session in use' state.

9.2.2.4.4 Receive RTP media packets (R:RTP packet)

Upon reception of an RTP media packet the MCPTT client:

1. shall act as specified in subclause 6.2.4; and
2. shall remain in the 'U: Pre-established session in use' state.

9.2.2.4.5 Receive Disconnect message (R: Disconnect)

Upon reception of Disconnect message the MCPTT client:

1. if the first bit in the subtype of the Disconnect message is set to '1' (acknowledgement is required), shall send Acknowledgement message with the Reason Code field set to 'Accepted';
2. shall enter the 'U: Pre-established session not in use' state; and
3. shall act as specified in subclause 6.2.4.

9.2.2.4.6 Receive SIP 2xx response (R: 2xx response)

Upon receiving a 2xx response to the sent SIP REFER request as described in 3GPP TS 24.379 [2] when the call is released, but the Pre-established Session is kept alive the MCPTT client:

1. shall enter the 'U: Pre-established session not in use' state; and
2. shall terminate the instance of 'Floor participant state transition diagram for basic operation' state machine as specified in subclause 6.2.4.

9.3 Participating MCPTT function

9.3.1 General

The participating MCPTT function shall support the behaviour implied by the state machine specified in this subclause. The specifications are on the sending and reception of media plane control messages related to the call setup control over a pre-established session

A participating MCPTT function may have several pre-established session at a time for multiple MCPTT clients and multiple pre-established sessions per MCPTT client.

9.3.2 Call setup control over pre-established session state machine for the participating MCPTT function

9.3.2.1 General

If the participating MCPTT function supports pre-established session, the participating MCPTT function shall behave according to the 'pre-established session state machine' and state transitions specified in this subclause.

The 'pre-established session state machine' has three states: 'G: Pre-established session not in use' state, 'G: Pre-established session in use' state and 'G: Call releasing' state, the state transitions are partially controlled by the specifications in 3GPP TS 24.379 [2]. The 'Start-stop' state is the initial and final state.

Figure 9.3.2.1-1 shows the state diagram and the state transitions of the 'pre-established session state machine'.

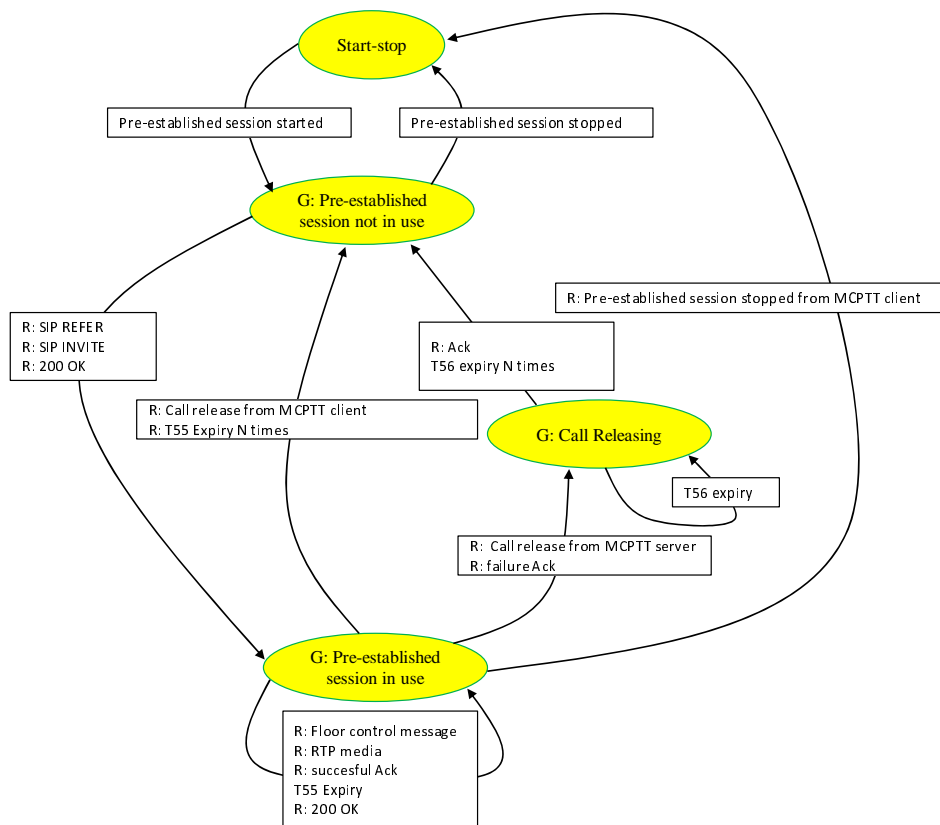


Figure 9.3.2.1-1: State transitions of Pre-established Session state machine

The participating MCPTT function shall create one instance of the 'pre-established session state machine' per pre-established session per MCPTT client.

State and state transition details are explained in the following subclauses.

If a pre-established session call control message, SIP request, SIP response or RTP media packet arrives in any state and there is no procedure specified for it in this subclauses below, the participating MCPTT function shall discard the pre-established session call control message, SIP request, SIP response or RTP media packet and remain in the current state.

9.3.2.2 State: 'Start-stop'

9.3.2.2.1 General

In this state no pre-established session exists.

9.3.2.2.2 Pre-established session started

When a pre-established session is created between the participating MCPTT function and an MCPTT client, the participating MCPTT function:

1. shall initiate any needed user plane resources for the pre-established session; and
2. shall enter the 'G: Pre-established session not in use' state.

9.3.2.3 State: 'G: Pre-established session not in use'

9.3.2.3.1 General

The 'G: Pre-established session not in use' state is a stable state. The participating MCPTT function is in this state when the pre-established session is established but it is not used for an MCPTT call.

In this state the participating MCPTT function can receive call initiation indication. If the participating MCPTT function receives a call initiation indication, the participating MCPTT function may send an Application Paging message over an MBMS bearer before continuing with the call initiation.

9.3.2.3.2 Receive SIP REFER request (R: SIP REFER)

Upon receiving a SIP REFER request from the MCPTT client the participating MCPTT function:

1. shall reserve user plane resources for the call session, if not yet reserved; and,
2. shall enter the 'G: Pre-established session in use' state.

9.3.2.3.3 Receive SIP INVITE request (R: SIP INVITE)

Upon receiving a SIP INVITE request from the controlling MCPTT function, if in automatic answer mode, the participating MCPTT function:

1. shall send the Connect message to the invited MCPTT client using the media plane control transport channel defined for this call. The Connect message:
 - a. shall include the SIP URI received in the Contact header field of the SIP INVITE request in the <MCPTT Session Identity> value in the MCPTT Session Identity field;
 - b. if the SIP INVITE request included an "application/vnd.3gpp.mcptt-info+xml" MIME body with the <session-type> element set to a value of "prearranged" or "chat":
 - i. shall include the content of the <mcptt-calling-group-id> element in the MCPTT Group Identity field;
 - ii. shall include the value 'prearranged' or 'chat' in the <Session Type> value in the MCPTT Session Identity field;
 - iii. shall include the content of the <mcptt-calling-user-id> element in the Inviting MCPTT User Identity field if available from the SIP INVITE message and privacy of the inviting MCPTT ID is not required; and
 - iv. shall include 'anonymous@anonymous.invalid' in the Inviting MCPTT User Identity field if the MCPTT ID of the inviting MCPTT user is not available from the SIP INVITE message or privacy of the inviting MCPTT ID is required;
 - c. if the SIP INVITE request includes an "application/vnd.3gpp.mcptt-info+xml" MIME body with the <session-type> element set to a value of "private":
 - i. shall include the content of the <mcptt-calling-user-id> element in the Inviting MCPTT User Identity field if available from the SIP INVITE message and privacy of the inviting MCPTT ID is not required;
 - ii. shall include 'anonymous@anonymous.invalid' in the Inviting MCPTT User Identity field if the MCPTT ID of the inviting MCPTT user is not available from the SIP INVITE message or privacy of the inviting MCPTT ID is required;

- iii. shall include the value 'private' in the <Session Type> value in the MCPTT Session Identity field; and
- iv. if the MIKEY-SAKKE I_MESSAGE is included in the received SIP INVITE request, shall include the MIKEY-SAKKE I_MESSAGE as received, in the PCK I_MESSAGE field;
- d. shall include a Media Streams field, if the negotiated SDP in the pre-arranged session contains more media streams than required by the SDP in the SIP INVITE request; and

NOTE 1: For example if the call is a private call without floor control the Media Streams field needs to be included with the <Control Channel> value set to '0'.

- e. shall set the first bit in the subtype of the Connect message to '1' (Acknowledgment is required) as described in subclause 8.3.2;
- 2. shall start timer T55 (Connect);
- 3. shall initialize counter C55 (Connect) to 1;
- 4. shall reserve the media channel resources if not yet reserved; and
- 5. shall enter the 'G: Pre-established session in use' state.

NOTE 2: The case of manual answer is described in 3GPP TS 24.379 [2].

9.3.2.3.4 Pre-established session stopped

When the pre-established session between the MCPTT client and the participating MCPTT function is released, the participating MCPTT function:

- 1. shall release any media plane resources and timers associated with this pre-established session; and,
- 2. shall enter the 'Start-stop' state

9.3.2.3.5 Receive SIP 200 (OK) response to the SIP re-INVITE request (R: 200 OK)

Upon receiving the SIP 200 (OK) response to the SIP re-INVITE request of the pre-established session a call as specified in 3GPP TS 24.379 [2] (call setup with manual answer with pre-established session) the participating MCPTT function:

- 1. shall send the Connect message to the invited MCPTT client(s) using the media plane control transport channel defined for this call. The Connect message:
 - a. shall include the SIP URI received in the Contact header field of the SIP INVITE request in the <MCPTT Session Identity> value in the MCPTT Session Identity field;
 - b. if the SIP INVITE request included an "application/vnd.3gpp.mcptt-info+xml" MIME body with the <session-type> element set to a value of "prearranged" or "chat":
 - i. shall include the content of the <mcptt-calling-group-id> element in the MCPTT Group Identity field; and
 - ii. shall include the value 'prearranged' or 'chat' in the <Session Type> value in the MCPTT Session Identity field;
 - c. if the SIP re-INVITE request included an "application/vnd.3gpp.mcptt-info+xml" MIME body with the <session-type> element set to a value of "private":
 - i. may include the content of the <mcptt-calling-group-id> element in the Inviting MCPTT User Identity field, if available from the SIP re-INVITE message and privacy of the inviting MCPTT ID is not required;
 - ii. may include 'anonymous@anonymous.invalid' in the Inviting MCPTT User Identity field if the MCPTT ID of the inviting MCPTT user is not available from the SIP re-INVITE message or privacy of the inviting MCPTT ID is required; and
 - iii. shall include the value 'private' in the <Session Type> value in the MCPTT Session Identity field;

- d. shall include a Media Streams field, if the negotiated SDP in the pre-arranged session contains more media streams than required by the SDP in the SIP INVITE request; and

NOTE: For example if the call is a private call without floor control the Media Streams field needs to be included with the <Control Channel> value set to '0'.

- e. may set the first bit in the subtype of the Connect message to '1' (Acknowledgment is required) as described in subclause 8.3.2;
2. shall start timer T55 (Connect);
3. shall initialise counter C55 (Connect) to 1;
4. shall reserve the media channel resources if not yet reserved; and
5. shall enter the 'G: Pre-established session in use' state.

9.3.2.4 State: 'G: Pre-established session in use'

9.3.2.4.1 General

The 'G: Pre-established session in use' state is a stable state. The participating MCPTT function is in this state when a pre-established session is used for a call.

In this state the participating MCPTT function can receive RTP media packets and pre-established session call control messages.

9.3.2.4.2 Receive floor control message (R: Floor control message)

Upon receiving a floor control message the participating MCPTT function:

1. shall perform the actions in subclause 6.4.1; and
2. shall remain in the 'G: Pre-established session in use' state.

9.3.2.4.3 Receive RTP media packets (R: RTP Media)

Upon receiving an RTP media packet the participating MCPTT function:

1. shall perform the actions in subclause 6.4.1; and
2. shall remain in the 'G: Pre-established session in use' state.

9.3.2.4.4 Receive call session release indication from MCPTT client (R: Call Release from MCPTT client)

Upon receiving an indication from the MCPTT client that the call is released but the pre-established session is kept alive (see 3GPP TS 24.379 [2]), the participating MCPTT function:

1. shall send call release to the controlling MCPTT function as specified in 3GPP TS 24.379 [2];
2. may release the media resources associated with the call not needed for the pre-established session;
3. shall stop timer T55 (Connect); and
4. shall enter the 'G: Pre-established session not in use' state.

9.3.2.4.5 Receive call session release indication from the controlling MCPTT function (R: Call Release from MCPTT server)

Upon receiving an indication from the controlling MCPTT function that the call is released (see 3GPP TS 24.379 [2]), the participating MCPTT function:

1. shall stop timer T55 (Connect) if running;
2. shall send Disconnect message to the MCPTT client. The Disconnect message:
 - a. shall include the MCPTT Session Identity field with the same content as sent in the Connect message when the MCPTT call was established; and
 - b. should set the first bit in the subtype of the Disconnect message to '1' (Acknowledgment is required) as described in subclause 8.3.2;
3. shall start timer T56 (Disconnect);
4. shall initialise counter C56 (Disconnect) to 1; and
5. shall enter the 'G: Call releasing' state.

9.3.2.4.6 Receive pre-established session stopped indication from the MCPTT client (R: Pre-established Session Stopped from MCPTT client)

Upon receiving the pre-established session release indication (see 3GPP TS 24.379 [2]) from the MCPTT client. The participating MCPTT function:

1. shall stop sending RTP media packet and floor control messages between the MCPTT client and the controlling MCPTT function;
2. shall release any media plane resources and timers associated with this pre-established session; and
3. shall enter the 'Start-stop' state.

9.3.2.4.7 Receive Acknowledge message ((R: successful Ack) or (R: failure Ack))

Upon receiving an Acknowledge message from the MCPTT client, the participating MCPTT function:

1. shall stop timer T55 (Connect);
2. if the Reason Code is not 'Accepted' the participating MCPTT function:
 - a. shall send Disconnect message to the MCPTT client;
 - i. shall include the MCPTT Session Identity field with the same content as sent in the Connect message when the MCPTT call was established; and
 - ii. should set the first bit in the subtype of the Disconnect message to '1' (Acknowledgment is required) as described in subclause 8.3.2;
 - b. shall start timer T56 (Disconnect);
 - c. shall initialise counter C56 (Disconnect) to 1;
 - d. shall send a call release indication to the controlling MCPTT function (see 3GPP TS 24.379 [2]); and
 - e. shall enter the 'G: Call releasing' state; and
3. otherwise the participating MCPTT function:
 - a. shall send a SIP 200 (OK) response to the SIP INVITE request as specified in 3GPP TS 24.379 [2] if the SIP 200 (OK) response to the SIP INVITE request is not already sent; and
 - b. shall remain in the 'G: Pre-established session in use' state.

9.3.2.4.8 Timer T55 (Connect) expired

On the expiry of timer T55 (Connect) the participating MCPTT function:

1. shall retransmit the Connect message sent to the MCPTT client using the media plane control transport channel defined for this MCPTT call;

2. shall start timer T55 (Connect);
3. shall increment counter C55 (Connect) by 1; and
4. shall remain in the 'G: Pre-established session in use' state.

9.3.2.4.9 Timer T55 (Connect) expired N times

When timer T55 (Connect) expires by the upper limit of counter C55 (Connect) times, the participating MCPTT function:

1. shall send a call release indication to the controlling MCPTT function as specified in 3GPP TS 24.379 [2];
2. may release the media resources associated with the call not needed for the pre-established session; and
3. shall enter the 'G: Pre-established session not in use' state.

9.3.2.4.10 Receive SIP 200 (OK) response (R: 200 OK)

Upon receiving a SIP 200 (OK) response from the controlling MCPTT function, the participating MCPTT function:

1. shall send the Connect message to the MCPTT client which initiated this call using the media plane control transport channel defined for this call. The Connect message:
 - a. shall include the SIP URI received in the Contact header field of the SIP 200 (OK) response in the <MCPTT Session Identity> value in the MCPTT Session Identity field;
 - b. if an "application/vnd.3gpp.mcptt-info+xml" MIME body with an <session-type> element is included in the SIP 200 (OK) response, shall include the <Session Type> value in the MCPTT Session Identity field with a value corresponding to the <session-type> element;
 - c. if an "application/vnd.3gpp.mcptt-info+xml" MIME body with an <session-type> element is not included in the SIP 200 (OK) response, shall include the <Session Type> value set to 'no session type' in the MCPTT Session Identity field;
 - d. if a Warning header field with a SIP "warn-code" set to the value "399" is received in the SIP 200 (OK) response, shall include the content of the SIP "warn-text" parameter from the received Warning header field in the <Warning Text> value in the Warning Text field;
 - e. if a P-Answer-State header field is included in the SIP 200 (OK) response, shall include an Answer State field with an <Answer State> value corresponding to the "answer-type" parameter; and
 - f. should set the first bit in the subtype of the Connect message to '1' (Acknowledgment is required) as described in subclause 8.3.2;
2. shall start timer T55 (Connect);
3. shall increment counter C55 (Connect) by 1; and,
4. shall remain in the 'G: Pre-established session in use' state.

9.3.2.4.11 Receive failed SIP response from the controlling MCPTT function (R: Call Release from the MCPTT server)

Upon receiving a failed call setup indication from the controlling MCPTT function, the participating MCPTT function:

1. shall send an Disconnect message to the MCPTT client;
 - a. shall include the MCPTT Session Identity field with the same content as sent in the Connect message when the MCPTT call was established; and
 - b. should set the first bit in the subtype of the Disconnect message to '1' (Acknowledgment is required) as described in subclause 8.3.2;
2. shall start timer T56 (Disconnect);

3. shall initialise counter C56 (Disconnect) to 1;
4. shall terminate the call; and
5. shall enter the 'G: Call releasing' state.

9.3.2.5 State: 'G: Call releasing'

9.3.2.5.1 General

The 'G: Call releasing' state is a transition state. The participating MCPTT function is in this state when a call is being released by keeping the pre-established session.

Timer T56 (Disconnect) is running in this state.

9.3.2.5.2 Receive Acknowledge message (R: Ack)

Upon receiving an Acknowledge message from the MCPTT client, the participating MCPTT function:

1. shall stop timer T55 (Connect), if running;
2. shall stop timer T56 (Disconnect);
3. may release the media resources associated with the call not needed for the pre-established session; and
4. shall enter the 'G: Pre-established session not in use' state.

9.3.2.5.3 Timer T56 (Disconnect) expired

On the expiry of timer T56 (Disconnect) less than the upper limit of counter C56 (Disconnect) times, the participating MCPTT function:

1. shall retransmit the Disconnect message sent to the MCPTT client using the media plane control transport channel defined for this call;
2. shall start timer T56 (Disconnect);
3. shall increment counter C56 (Disconnect) by 1; and
4. shall remain in the 'G: Call releasing' state.

9.3.2.5.4 Timer T56 (Disconnect) expired N times

When timer T56 (Disconnect) expires by the upper limit of counter C56 (Disconnect) times, the participating MCPTT function:

1. may release the media resources associated with the call not needed for the pre-established session; and
2. shall enter the 'G: Pre-established session not in use' state.

10 MBMS subchannel control procedure

10.1 General

A participating MCPTT function sending floor control messages and RTP media packets over a MBMS bearer shall support the procedures in the following subclauses.

The MBMS bearer can be used for conversations in group calls. Prior to using the MBMS bearer the participating MCPTT function needs to activate the MBMS bearer and announce the MBMS bearer as described in subclause 4.1.3.

Floor control messages and RTP media packets received over the MBMS subchannel are used as input to the floor participant state machine in the same way as floor control messages and RTP media packets received over the unicast bearer.

Media plane security procedures for media and floor control messages sent over the MBMS subchannels are specified in clause 13.

The participating MCPTT function can apply Robust header compression (ROHC) (see RFC 5795 [20]) before pushing packets to the BM-SC with MB2-U, or can request the BM-SC to apply ROHC, as described in 3GPP TS 29.468 [6].

10.2 MBMS subchannel control procedure for the participating MCPTT function

10.2.1 General

If the participating MCPTT function supports the MBMS subchannel control procedure, the participating MCPTT function shall support the behaviour implied by the state machine specified in this subclause. The specifications are on the reception of floor control messages from the controlling MCPTT function, sending of floor control messages and the allocation/deallocation of a MBMS subchannel for a conversation in a group session.

Figure 10.2.1-1 shows the participating MCPTT function MBMS subchannel control state diagram.

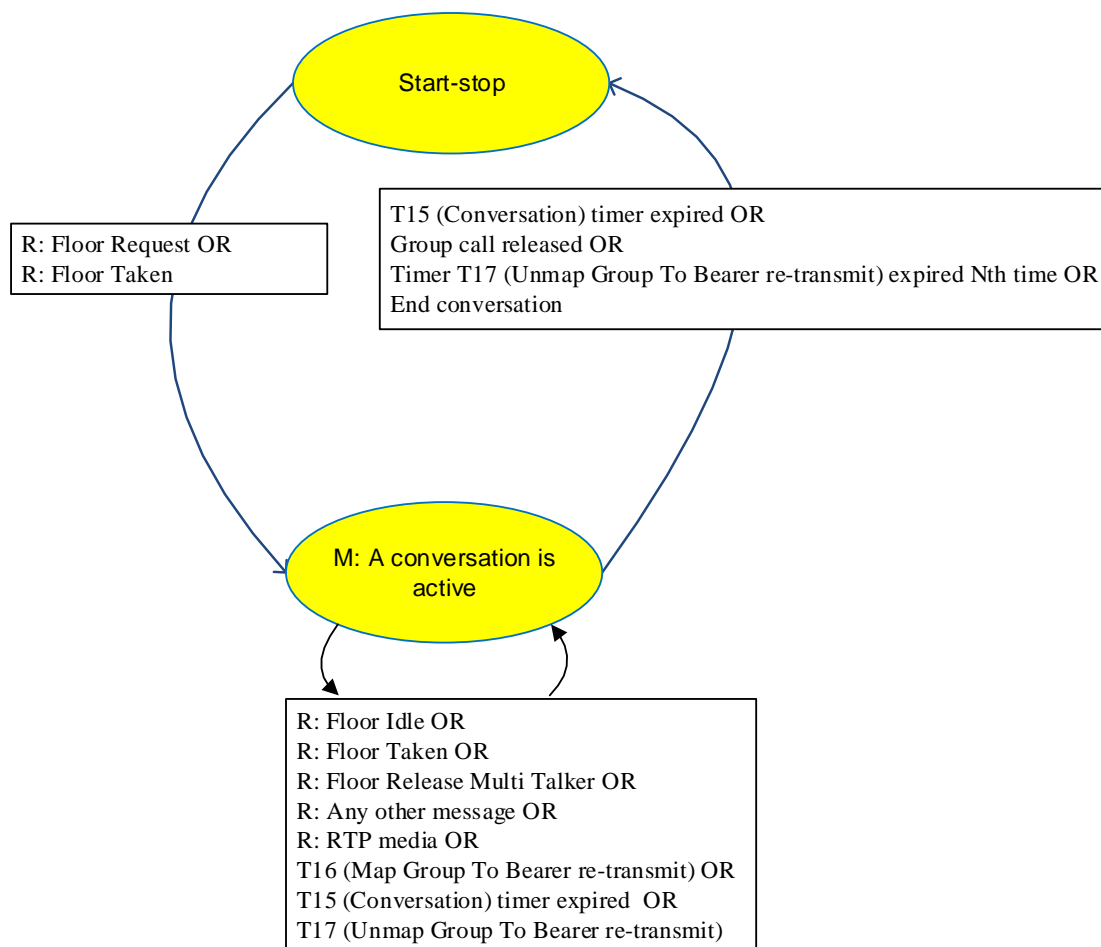


Figure 10.2.1-1: Participating MCPTT function MBMS subchannel control state diagram

If a floor control message or RTP media packet arrives in a state where there are no procedures specified in the subclauses below, the participating MCPTT function shall discard the message.

10.2.2 State: 'Start-stop'

10.2.2.1 General

In this state:

- no instance of the 'Participating MCPTT function MBMS subchannel control state machine exists;
- a pre-activated MBMS bearer may exist;
- no conversation using a MBMS subchannel control is active but a group session exists where a conversation over the unicast channel may be ongoing; and
- the participating MCPTT function handles floor control messages and RTP media packets as for during normal operations described in subclause 6.4.

10.2.2.2 Send Map Group To Bearer message (R: Floor Request or Floor Taken)

Upon receiving a Floor Request message or a Floor Taken message and when the participating MCPTT function decides that an MBMS subchannel shall be used for a conversation in an ongoing group session, the participating MCPTT function needs to determine if the MBMS bearer has sufficient capacity for the new conversation. If the new MBMS bearer has sufficient capacity the participating MCPTT function:

NOTE: The participating MCPTT function can take that decision when receiving the first Floor Request from a floor participant or when receiving a Floor Taken message destined to one of the floor participants served by the participating MCPTT client.

1. shall create an instance of the 'Participating MCPTT function MBMS subchannel control' state machine;
2. shall send a Map Group To Bearer message over the general purpose MBMS subchannel. The Map Group To Bearer message:
 - a. shall include TMGI;
 - b. shall include the identifier of the media stream; and
 - c. shall include the MCPTT Group identifier field;
3. shall start timer T15 (Conversation);
4. shall start timer T16 (Unmap Group To Bearer);
5. shall enter the 'M: A conversation is active' state;
6. if the Floor Request was received, shall perform actions as described in subclause 6.4.2; and
7. if the Floor Taken was received, shall perform the actions described in subclause 10.2.3.3.

If the MBMS bearer does not have sufficient capacity for the new conversation the participating MCPTT function:

1. may free capacity for the new conversation by transferring an existing conversation over an MBMS bearer to unicast bearers following the procedure in subclause 10.2.3.12; or
2. may use the MBMS bearer for the signaling messages, while using unicast bearers for the media message.

10.2.3 State: 'M: A conversation is active'

10.2.3.1 General

In this state a MBMS subchannel exists and can be used by a group call.

In this state a conversation is active and Floor Taken, Floor Idle and Floor Release Multi Talker messages and RTP media packets shall be sent over the MBMS subchannel.

In this state timer T15 (Conversation) and timer T16 (Map Group To Bearer re-transmit) are running.

In this state the timer T17 (Unmap Group To Bearer) may be running.

10.2.3.2 Send Floor Idle message (R: Floor Idle)

When a Floor Idle message destined to a floor participant listening to the MBMS subchannel is received, the participating MCPTT function:

1. shall for each received Floor Idle message, check if there is a stored message-sequence-number value associated with the conversation;
2. if a message-sequence-number value associated with the conversation is stored, compare the value of the stored message-sequence-number value with the value in the received Floor Idle message;
 - a. if the received message-sequence-number value is higher than the stored value:
 - i. shall replace the stored message-sequence-number value with the received message-sequence-number field;
 - ii. shall set the acknowledgment bit to '0' as specified in subclause 8.2.2, if not already set; and
 - iii. shall send the received Floor Idle message over the MBMS subchannel; and
 - b. if the received message-sequence-number value is lower or the same as the stored value, shall discard the received Floor Idle message;
3. if a message-sequence-number value associated with the conversation is not stored (i.e. this is the first floor control message received in the conversation):
 - a. shall store the received message-sequence-number value and associate the value with the conversation;
 - b. shall set the acknowledgment bit to '0' as specified in subclause 8.2.2, if not already set; and
 - c. shall send the received Floor Idle message over the MBMS subchannel;
4. if the received Floor Idle message indicates that a Floor Ack message is expected (i.e. the acknowledgment bit is set to '1' as specified in subclause 8.2.2), shall send a Floor Ack message towards the controlling MCPTT function. The Floor Ack message:
 - a. shall include the Message Type field set to '5' (Floor Idle); and
 - b. shall include the Source field set to '1' (participating MCPTT function is the source);
5. shall restart timer T15 (Conversation); and
6. shall remain in the 'M: A conversation is active' state.

10.2.3.3 Send Floor Taken message (R: Floor Taken)

When a Floor Taken message destined to a floor participant listening to the MBMS subchannel is received, the participating MCPTT function:

1. shall for each received Floor Taken message, check if there is a stored message-sequence-number value associated with the conversation;
2. if a message-sequence-number value associated with the conversation is stored, compare the value of the stored message-sequence-number value with the value in the received Floor Taken message;
 - a. if the received message-sequence-number value is higher than the stored value:
 - i. shall replace the stored message-sequence-number value with the received message-sequence-number field;
 - ii. shall set the acknowledgment bit to '0' as specified in subclause 8.2.2, if not already set; and

- iii. shall send the received Floor Taken message over the MBMS subchannel; and
- b. if the received message-sequence-number value is lower or the same as the stored value, shall discard the received Floor Taken message;
3. if a message-sequence-number value associated with the conversation is not stored (i.e. this is the first floor control message received in the conversation):
 - a. shall store the received message-sequence-number value and associate the value with the conversation;
 - b. shall set the acknowledgment bit to '0' as specified in subclause 8.2.2, if not already set; and
 - c. shall send the received Floor Taken message over the MBMS subchannel;
4. if the received Floor Taken message indicates that a Floor Ack message is expected (i.e. the acknowledgment bit is set to '1' as specified in subclause 8.2.2), shall send a Floor Ack message towards the controlling MCPTT function The Floor Ack message:
 - a. shall include the Message Type field set to '2' (Floor Taken); and
 - b. shall include the Source field set to '1' (participating MCPTT function is the source);
5. shall restart timer T15 (Conversation); and
6. shall remain in the 'M: A conversation is active' state.

10.2.3.3a Send Floor Release Multi Talker (R: Floor Release Multi Talker)

When a Floor Release Multi Talker message destined to a floor participant listening to the MBMS subchannel is received, the participating MCPTT function:

1. shall for each received Floor Release Multi Talker message, check if there is a stored message-sequence-number value associated with the conversation;
2. if a message-sequence-number value associated with the conversation is stored, compare the value of the stored message-sequence-number value with the value in the received Floor Release Multi Talker message;
 - a. if the received message-sequence-number value is higher than the stored value:
 - i. shall replace the stored message-sequence-number value with the received message-sequence-number field; and
 - ii. shall send the received Floor Release Multi Talker message over the MBMS subchannel; and
 - b. if the received message-sequence-number value is lower or the same as the stored value, shall discard the received Floor Release Multi Talker message;
3. if a message-sequence-number value associated with the conversation is not stored (i.e. this is the first floor control message received in the conversation):
 - a. shall store the received message-sequence-number value and associate the value with the conversation; and
 - b. shall send the received Floor Release Multi Talker message over the MBMS subchannel;
4. shall restart timer T15 (Conversation); and
5. shall remain in the 'M: A conversation is active' state.

10.2.3.4 Send any other floor control message (R: Any other message)

When a floor control message other than the Floor Idle and Floor Taken message is received from a floor participant or received from the floor control server, the participating MCPTT function:

1. shall forward the floor control message as specified in subclause 6.4;
2. shall restart timer T15 (Conversation); and

3. shall remain in the 'M: A conversation is active' state.

10.2.3.5 Send RTP media packet over the MBMS subchannel (R: RTP packet)

When receiving a RTP media packet destined to one of the MCPTT client listening to the MBMS subchannel, the participating MCPTT function:

NOTE: An RTP media packet not destined to an MCPTT client listening to the MBMS subchannel is forwarded to the MCPTT client over the unicast bearer.

1. shall check if the media packet is already sent over the MBMS subchannel or not;
2. if the RTP media packet is already sent over the MBMS subchannel, shall discard the RTP media packet;
3. if the RTP media packet is not already sent over the MBMS sub channel, shall instruct the media distribution function to send the RTP media packet over the MBMS subchannel;
4. shall restart timer T15 (Conversation); and
5. shall remain in the 'M: A conversation is active' state.

10.2.3.6 Timer T15 (Conversation) expired

Upon expiry of timer T15 (Conversation), the participating MCPTT function shall:

1. if the application indicates that there is no longer an MCPTT client listening to the MBMS bearer,
 - a. shall release the instance of the 'Participating MCPTT function MBMS subchannel management' state machine used for the conversation; and
 - b. shall enter the 'Start-stop' state; and
2. if the application indicates that there are MCPTT client still listening to the MBMS bearer:
 - a. shall send the Unmap Group To Bearer message over the MBMS subchannel. The Unmap Group To Bearer message:
 - i. shall include the MCPTT Group ID field;
 - b. shall start timer T17 (Unmap Group To Bearer) and initialise counter C17 (Unmap Group To Bearer) to 1; and
 - c. shall remain in the 'M: A conversation is active' state.

10.2.3.7 Timer T16 (Map Group To Bearer) expired

Upon expiry of timer T16 (Map Group To Bearer), the participating MCPTT function:

1. shall send a Map Group To Bearer message over the general purpose MBMS subchannel. The Map Group To Bearer message:
 - a. shall include a TMGI field;
 - b. shall include a MBMS Subchannel field; and
 - c. shall include the MCPTT Group identifier field;
2. shall restart timer T16 (Map Group To Bearer); and
3. shall remain in the 'M: A conversation is active' state.

10.2.3.8 Timer T17 (Unmap Group To Bearer) expired

Upon expiry of timer T17 (Unmap Group To Bearer) less than the upper limit of counter C17 (Unmap Group To Bearer) times, the participating MCPTT function:

1. shall send the Unmap Group To Bearer message over the MBMS subchannel. The Unmap Group To Bearer message:
 - a. shall include the MCPTT Group ID field; and
2. shall restart the timer T17 (Map Group To Bearer re-transmit) and increment counter C17 (Unmap Group To Bearer) by 1.

10.2.3.9 Timer T17 (Unmap Group To Bearer) expired Nth time

Upon expiry of timer T17 (Unmap Group To Bearer) by the upper limit of counter C17 (Unmap Group To Bearer), the participating MCPTT function:

1. shall send the Unmap Group To Bearer message over the MBMS subchannel. The Unmap Group To Bearer message:
 - a. shall include the MCPTT Group ID field; and
2. shall release the instance of the 'Participating MCPTT function MBMS subchannel management' state machine used for the conversation.

10.2.3.10 End conversation over the MBMS bearer (End conversation)

Upon receiving an indication from the application and signalling plane that all MCPTT clients now listens to the unicast channel, the participating MCPTT function:

1. shall release the instance of the 'Participating MCPTT function MBMS subchannel management' state machine used for the conversation.

10.2.3.11 Group call released

If the control and signalling plane indicates that the group call session is released, the participating MCPTT function:

1. shall send the Unmap Group To Bearer message over the MBMS subchannel. The Unmap Group To Bearer message:
 - a. shall include the MCPTT Group ID field;
2. shall stop timer T15 (Conversation), timer T16 (Map Group To Bearer) and timer T17 (Unmap Group To Bearer), if running; and
3. shall release the instance of the 'Participating MCPTT function MBMS subchannel management' state machine used for the conversation.

10.2.3.12 Move conversation to unicast

If the participating MCPTT server decides that an ongoing conversation over an MBMS bearer shall start using unicast bearers, the participating MCPTT function may send an Application Paging message over the MBMS subchannel associated with this conversation.

NOTE: The Application Paging message can be sent at the same time as the conversation is started using unicast bearers, this will improve the MCPTT access time since the Application Paging message in most cases will reach the client quicker than using normal paging procedures.

10.3 MBMS subchannel control procedure for the MCPTT client

10.3.1 General

An MCPTT client that supports receiving floor control messages and RTP media packets over an MBMS bearer shall support the procedures in the following subclauses.

The procedures in the following subclauses assume that an MBMS bearer is active and announced as described in subclause 4.1.3.

NOTE: The floor control procedures described in subclause 6.2 are not impacted due to the use of an MBMS bearer.

10.3.2 Conversation over a pre-activated MBMS bearer is started

When receiving a Map Group To Bearer message over the general purpose MBMS subchannel, the MBMS interface in the MCPTT client:

1. shall associate the TMGI in the TMGI field, the MBMS subchannel for audio and for floor control with the MCPTT group identity in the MCPTT Group ID field.

10.3.3 Receive floor control messages and RTP media packets over a MBMS subchannel

If the MBMS interface receives RTP media packets or floor control messages over the MBMS subchannel, the MBMS interface in the MCPTT client:

1. if there is an association between the TMGI, the MBMS subchannel for audio and for floor control to an ongoing conversation in a group session:
 - a. shall forward the received floor control messages to the floor participant in the conversation; and
 - b. if the received RTP media contains a different SSRC value than the SSRC value used by the MCPTT client, shall forward the received RTP packets to the media mixer in the conversation; and
2. if there is no such association:
 - a. shall ignore the received floor control message or received RTP media packet.

10.3.4 Conversation ended

When receiving the Unmap Group To Bearer message over a MBMS subchannel, the MBMS interface in the MCPTT client:

1. shall remove the association between the TMGI, the MBMS subchannel for audio and for floor control from the conversation in the group session identified by the MCPTT Group ID field, if such an association exists.

10.3.5 Receive Application Paging message

When receiving an Application Paging message over an MBMS subchannel, an MCPTT client in idle mode shall make a service request to enter RRC Connected mode.

10.3.6 Receive MBMS bearer announcement over MBMS bearer

When receiving an MBMS bearer announcement message over an MBMS subchannel, an MCPTT client shall acknowledge this message by sending an MBMS bearer listening status report as specified in 3GPP TS 24.379 [2] subclause 14.2.3.

10.4 Header compression

10.4.1 General

Packet headers can be compressed with ROHC (ref. RFC 5795 [20]) when delivered over MBMS to save network resources.

The participating MCPTT function can apply ROHC before pushing packets to the BM-SC over the MB2-U interface, or can request the BM-SC to apply ROHC, as described in 3GPP TS 29.468 [6].

Header compression is done after media plane encryption and header decompression is done before media plane decryption.

Header compression supported profiles for MCPTT are profile 0x0101 for RTP/UDP/IP compression, specified in RFC 5225 [22], and profile 0x0000 for sending uncompressed packets, specified in RFC 3075 [21]. MBMS subchannels encoded with profile 0x0101 use a distinct CID (ROHC context ID). One common CID may be used for all MBMS subchannels encoded with profile 0x0000.

Before establishing an MBMS bearer with header compression, the participating MCPTT function determines the value for the MAX_CID parameter (subclause 5.1.2 in RFC 5795 [20]). If MAX_CID > 15 then the header compressor uses the large CID representation. Else, the header compressor uses the small CID representation.

Only the unidirectional mode of operation (subclause 4.4.1 in IETF RFC 3095 [21]) is used for MCPTT over MBMS.

10.4.2 Participating MCPTT function procedure for ROHC

If the participating MCPTT function decides to compress headers for a given MBMS bearer, the participating MCPTT function:

- 1) shall declare the usage of ROHC within the MBMS bearer announcement, as specified in 3GPP TS 24.379 [2];
- 2) if the participating MCPTT function asks the BM-SC to apply ROHC (procedure 10.7.3.12.3 of 3GPP TS 23.280 [23]), the participating MCPTT function shall indicate the list of multicast IP and ports to be header compressed with profile 0x0101 when activating or modifying a MBMS bearer (see 3GPP TS 29.468 [6]); and
- 3) if the participating MCPTT function applies ROHC (procedure 10.7.3.12.2 of 3GPP TS 23.280 [23]), the participating MCPTT function shall compress the packet headers according to RFC 3095 [21] and RFC 5795 [20] for any packet to be delivered to the MBMS bearer, using the unidirectional mode and without ROHC segmentation.

10.4.3 MCPTT client procedure for ROHC

If usage of ROHC is declared within the MBMS bearer announcement, as specified in 3GPP TS 24.379 [2], the MCPTT client:

- 1) shall decompress the received ROHC packets according to RFC 3095 [21] and RFC 5795 [20]; and 2) shall forward the decompressed packets to the media mixer.

10A Additional MBMS procedures

10A.1 Group dynamic data notifications

Prior to using the MBMS bearer the participating MCPTT function needs to activate the MBMS bearer and announce the MBMS bearer as described in subclause 4.1.3. The participating MCPTT function uses the listening status reports to decide for which users the participating MCPTT function sends the group dynamic data notifications over MBMS, and for which users the participating MCPTT function continues to use unicast bearers.

This procedure is used when MCPTT clients subscribe to group dynamic data. When the terminating participating function receives a SIP NOTIFY request towards a user listening to the MBMS subchannel that comes from the controlling MCPTT function and is related to a subscription for group dynamic data, the participating MCPTT function shall:

1. respond to the SIP NOTIFY request with a SIP 200 (OK) request;
2. map the information in the SIP NOTIFY request to the information elements in subclause 8.5.3; and

3. send the Group Dynamic Data Notify message over the MBMS bearer.

11 Configurable parameters

11.1 Timers

11.1.1 Timers in the on-network floor participant

The table 11.1.1-1 recommends timer values, describes the reason for starting the timer, normal stop and the action on expiry for the on-network floor participant procedures.

Table 11.1.1-1: Timers in the on-network floor participant

Timer	Timer value	Cause of start	Normal stop	On expiry
T100 (Floor Release)	Configurable as specified in 3GPP TS 24.483 [4]. (NOTE 1)	When the floor participant sends a Floor Release message.	Reception of a Floor Idle message or when the floor participant detects the receipt of RTP media.	If the counter is less than the upper limit of C100, a new Floor Release message is sent and counter is incremented by 1. When the limit in C100 is reached, the floor participant stops sending the Floor Release message.
T101 (Floor Request)	Configurable as specified in 3GPP TS 24.483 [4]. (NOTE 2)	When the floor participant sends a Floor Request message. T101 is also started when the application layer and signalling plane initiates a session as an implicit floor request using the "mc_implicit_request" as specified in clause 14.	Reception of a Floor Granted message, a Floor Taken message, a Floor Deny message, a Floor Queue Position Info message or when the floor participant receives RTP media from another floor participant.	When T101 expires, a new Floor Request message is sent.
T103 (end of RTP media)	Should be equal to T1. Configurable as specified in 3GPP TS 24.483 [4].	Reception of a Floor Taken message or an RTP media packet. T103 is reset and started again every time an RTP media packet is received.	The reception of a Floor Idle message.	When T103 expires the floor control client concludes that the RTP media, which it was started for, has completed.
T104 (Floor Queue Position Request)	Configurable as specified in 3GPP TS 24.483 [4]. T104 shall only permit a certain number of retransmissions of the Floor Queue Position Request message.	When the floor participant sends a Floor Queue Position Request message.	Reception of a Floor Queue Position Info message. Leaving the 'U: queued' state.	If the counter is less than the upper limit of C104, a new Floor Queue Position Request message is sent and counter is incremented by 1. When the limit in C104 is reached, the floor participant stops sending the Floor Queue Position Request message.
T132 (Queued granted user action)	Default value: 2 seconds. Configurable as specified in 3GPP TS 24.483 [4].	When the floor participant receives a Floor Granted message for a queued request.	When a floor participant in 'U: queued' state pushes PTT button.	The floor participant sends a Floor Release message and may indicate to the user that the floor is no more available
NOTE 1: The total time during which the floor participant retransmits the Floor Release messages shall be less than 6 seconds.				
NOTE 2: The total time during which the floor participant retransmits Floor Request messages should be less than 6 seconds.				

11.1.2 Timers in the off-network floor participant

The table 11.1.2-1 recommends timer values, describes the reason for starting the timer, normal stop and the action on expiry for the off-network floor participant procedures.

Table 11.1.2-1: Timers in the off-network floor participant

Timer	Timer value	Cause of start	Normal stop	On expiry
T201 (Floor Request)	<p>Default value: 40 milliseconds</p> <p>Depends on the characteristic of the D2D. (D2D Side link period)</p> <p>Configurable.</p> <p>Set to the value of "<code><x>/OffNetwork/Timers/T201</code>" leaf node present in the UE initial configuration as specified in 3GPP TS 24.483. [4]</p> <p>T201 shall permit only a certain number of retransmissions of the Floor Request message.</p>	When the floor participant sends a Floor Request message.	Reception of a Floor Granted message or a Floor Deny message or a Floor Queue Position Info message or when the MCPTT user releases the PTT button.	If the counter is less than the upper limit of C201, a new Floor Request message is sent and counter is incremented by 1. When the limit in C201 is reached, the floor participant stops sending the Floor Request message.
T203 (End of RTP media)	<p>Default value: 4 seconds.</p> <p>Maximum value: 6 seconds.</p> <p>Configurable.</p> <p>Set to the value of "<code><x>/OffNetwork/Timers/T203</code>" leaf node present in the UE initial configuration as specified in 3GPP TS 24.483 [4].</p>	When the floor participant receives an RTP media packet. T203 is also reset and started again every time an RTP media packet is received or when the floor participant enters 'O: has no permission'	Reception of a Floor Release message or a Floor Granted to me or when the floor participant enters 'O: has permission'	When T203 expires the floor participant concludes that there is no floor arbitrator at present.
T204 (Floor Queue Position Request)	<p>Default value: 80 milliseconds.</p> <p>Depends on the characteristic of the D2D. (D2D Side link period*2).</p> <p>T204 shall permit only a certain number of retransmissions of the Floor Queue Position Request message.</p> <p>Configurable.</p> <p>Set to the value of "<code><x>/OffNetwork/Timers/T204</code>" leaf node present in the UE initial configuration as specified in 3GPP TS 24.483 [4].</p>	When the floor participant sends a Floor Queue Position Request message.	Reception of the Floor Queue Position Info message.	If the counter is less than the upper limit of C204, a new Floor Queue Position Request message is sent and counter is incremented by 1. When the limit in C204 is reached, the floor participant stops sending the Floor Queue Position Request message.

Timer	Timer value	Cause of start	Normal stop	On expiry
T205 (Floor Granted)	<p>Default value: 80 milliseconds.</p> <p>Depends on the characteristic of the D2D. (D2D Sidelink period*2).</p> <p>Configurable.</p> <p>Set to the value of "<code><x>/OffNetwork/Timers/T205</code>" leaf node present in the UE initial configuration as specified in 3GPP TS 24.483 [4].</p> <p>T205 shall permit only a certain number of retransmissions of the Floor Granted message.</p>	When the floor arbitrator grants the permission to send media to a floor participant, which was a pre-empting floor request or was in its queue when the PTT button was released.	Reception of an RTP media packet from granted floor participant in 'O: pending granted'	If the counter is less than the upper limit of C205, a new Floor Granted message is sent and counter is incremented by 1. When the limit in C205 is reached, the floor arbitrator stops sending the Floor Granted message.
Timer T206 (Stop talking warning)	<p>Default value: 27 seconds.</p> <p>Configurable.</p> <p>Set to X-Y, where X is the value of "<code><x>/OffNetwork/TransmitTimeout</code>" and Y is the value "<code><x>/OffNetwork/TransmissionWarning</code>" of leaf nodes present in the UE service configuration as specified in 3GPP TS 24.483 [4].</p>	When the MCPTT client starts sending the RTP media packets.	When the MCPTT user releases the PTT button.	Start timer T207 (Stop talking)
Timer T207 (Stop talking)	<p>Default value: 3 seconds.</p> <p>Configurable.</p> <p>Set to the value of "<code><x>/OffNetwork/TransmissionWarning</code>" leaf node present in the service configuration as specified in 3GPP TS 24.483 [4].</p>	Expiry of timer T206 (Stop talking warning)	When the MCPTT user releases the PTT button.	If the value of " <code><x>/<x>/OffNetwork/Queue Usage</code> " leaf node present in the group configuration as specified in 3GPP TS 24.483 [4] is set to "true" and queue is not empty, grant to the next MCPTT user in the queue. Otherwise, release the floor.

Timer	Timer value	Cause of start	Normal stop	On expiry
T230 (Inactivity)	<p>Default value: 600 seconds.</p> <p>Value should be more than T203.</p> <p>Configurable.</p> <p>For group calls: Set to the value of "/<x>/<x>/OffNetwork/HangTime" leaf node present in the group configuration as specified in 3GPP TS 24.483 [4].</p> <p>For private calls: Set to the value of "/<x>/OffNetwork/PrivateCall/HangTime" leaf node present in the service configuration as specified in 3GPP TS 24.483 [4].</p>	When the floor participant enters 'O: silence' state.	A floor control message or media is received.	The floor control entity is released.
T233 (Pending user action)	<p>Default value: 3 seconds.</p> <p>Maximum value: 5 seconds.</p> <p>Configurable.</p> <p>Set to the value of "/<x>/OffNetwork/Timers/T233" leaf node present in the UE initial configuration as specified in 3GPP TS 24.483 [4]</p> <p>The total time (T205*C205+ T233) during which the floor arbitrator retransmits Floor Granted message and waits for user to accept floor should be less than T203.</p>	Reception/Transmission of Floor Granted message for a queued request.	<p>When a floor participant in 'O: queued' state pushes PTT button.</p> <p>Reception of RTP media packet from granted floor participant in 'O: pending granted'</p>	<p>Assume the participant is out of coverage or doesn't want to speak anymore.</p> <p>Grant to next in queue if any, otherwise assume silence.</p>

11.1.3 Timers in the floor control server

The table 11.1.3-1 recommends timer values, describes the reason for starting the timer, normal stop and the action on expiry for the floor control server procedures.

Table 11.1.3-1: Timers in the floor control server.

TIMER	TIMER VALUE	CAUSE OF START	NORMAL STOP	ON EXPIRY
T1 (End of RTP media)	<p>Default value: 4 seconds</p> <p>Maximum value: 6 seconds.</p> <p>Configurable</p> <p>Obtained from the <T1-end-of-rtp-media> element of the <fc-timers-counters> element of the <on-network> element in 3GPP TS 24.484 [13].</p> <p>(NOTE 1, NOTE 2)</p>	<p>Transmission of either a SIP message that includes an optional "mc_granted" fntp attribute, or a Floor Granted message to the floor participant that are given permission to send media or when RTP media packets are received.</p>	<p>When the floor is released.</p>	<p>When T1 expires it is concluded that the granted floor request has been completed.</p>
T2 (Stop talking)	<p>Default maximum value: 30 seconds.</p> <p>Configurable.</p> <p>Obtained from the <time-limit> element of the <transmit-time> element of the <on-network> element in 3GPP TS 24.484 [13].</p>	<p>Detection of an RTP media packet.</p> <p>(NOTE 5)</p>	<p>Detection of the completion of media.</p>	<p>When T2 expires, it is concluded that the floor participant that has permission to send RTP media has talked too long.</p>
T3 (Stop talking grace)	<p>Default value: 3 seconds or 0 seconds if group is configured for audio cut-in obtained from the < mcptt-on-network-audio-cut-in> element of the <list-service> element of the group document as in 3GPP TS 24.481 [12].</p> <p>Configurable.</p> <p>Obtained from the <T3-stop-talking-grace> element of the <fc-timers-counters> element of the <on-network> element in 3GPP TS 24.484 [13].</p>	<p>Expiry of T2.</p>	<p>Reception of a Floor Release message from the floor participant that has permission to send media.</p> <p>(NOTE 3)</p>	<p>When T3 expires, no more RTP media is allowed and that the floor is idle.</p>

T4 (Inactivity)	<p>Default value: 30 seconds.</p> <p>Configurable.</p> <p>For private calls: Obtained from the <hang-time> element of the <on-network> element in 3GPP TS 24.484 [13].</p> <p>For group calls: Obtained from the <on-network-hang-timer> element of the <list-service> element in 3GPP TS 24.481 [12].</p>	When the floor control server enters the 'G: 'Floor idle' state.	A floor participant requests the permission to send media.	The MCPTT call is released.
T7 (Floor Idle)	<p>Depends on the characteristic of the radio access network.</p> <p>Configurable.</p> <p>Obtained from the <T7-floor-idle> element of the <fc-timers-counters> element of the <on-network> element in 3GPP TS 24.484 [13].</p>	The transmission of a Floor Idle message to the floor participants in the MCPTT call.	The stop can be supervised by a timer (out of scope of this specification). The recommended value of this timer is the same value as the value of the T15 (conversation) timer.	When T7 expire the floor control server sends another Floor Idle message to the floor participants.
T8 (Floor Revoke)	<p>Default value: 1 second.</p> <p>Configurable.</p> <p>Obtained from the <T8-floor-revoke> element of the <fc-timers-counters> element of the <on-network> element in 3GPP TS 24.484 [13].</p>	A Floor Revoke message is sent to a floor participant with the permission to send media.	Expiry of T3 or reception of a Floor Release message from the revoked floor participant.	Send another Floor Revoke message to the floor participant and reset and start T8 again.
T11 (End of RTP dual)	<p>Default value: 4 seconds.</p> <p>Maximum value: 6 seconds.</p> <p>Configurable</p> <p>Obtained from the <T11-end-of-rtp-dual> element of the <fc-timers-counters> element of the <on-network> element in 3GPP TS 24.484 [13]. (NOTE 1)</p>	When floor is granted to to the overriding MCPTT client. T11 is restarted each time an RTP packet is received from the overriding MCPTT client.	When the floor is released.	When T11 expires it is concluded that the granted overriding floor has been completed

T12 (Stop talking dual)	Default maximum value: 30 seconds. Configurable. Obtained from the <T12-stop-talking-dual> element of the <transmit-time> element of the <on-network> element in 3GPP TS 24.484 [13].	Detection of an RTP media packet of the overriding MCPTT client if not already running.	Detection of the completion of media of the overriding MCPTT client.	When T12 expires it is concluded that the overriding MCPTT client has talked too long.
T20 (Floor Granted)	Default value: 1 second. Configurable. Obtained from the <T20-floor-granted> element of the <fc-timers-counters> element of the <on-network> element in 3GPP TS 24.484 [13] (NOTE 4)	When the floor control server grants the permission to send media to a floor participant, which was queued and which negotiated queueing. T20 is also started again when the floor control server sends a Floor Granted message upon T20 expiry.	Reception of an RTP Media packet or when the MCPTT client is losing its permission to send media.	When T20 expires, a new Floor Granted message is sent unless the total time as limited by T1 is reached.
<p>NOTE 1: The minimum value (Min) should be greater than the expected round trip delay from floor control server to the remote floor participant. Special consideration should be given to over-the-air connections that introduce significant transmission latency due to low bandwidth.</p> <p>NOTE 2: T1 can be set to higher value than normally when a queued MCPTT client is granted the permission to send media.</p> <p>NOTE 3: If the Floor Release message doesn't include the sequence number of the last RTP packet the T3 is stopped on the reception of the MBCP Media Burst Release message.</p> <p>NOTE 4: T20 shall only permit a certain number of retransmissions of the Floor Granted message. The total time during which the floor control server retransmits the Floor Granted messages is limited by T1.</p> <p>NOTE 5: T2 is not started in the case of an ambient listening call.</p>				

11.1.4 Timers in the participating MCPTT function

The table 11.1.4-1 and table 11.1.4-2 recommends timer values, describes the reason for starting the timer, normal stop and the action on expiry.

Table 11.1.4-1 shows the timers used in the call over pre-established session procedures in the participating MCPTT function.

Table 11.1.4-1: Timers in the participating MCPTT function for pre-established session control.

TIMER	TIMER VALUE	CAUSE OF START	NORMAL STOP	ON EXPIRY
T55 (Connect)	Default value: 2 seconds. Maximum value: 4 seconds. Configurable. Obtained from the <T55-connect> element of the <fc- timers-counters> element of the <on- network> element in 3GPP TS 24.484 [13].	Transmission of 'Connect' message by the participating MCPTT function.	Reception of an Acknowledgement to the Connect message.	On the expiry of this timer less than a configurable number of times the 'Connect' message is resent.
T56 (Disconnect)	Default value: 2 seconds. Maximum value: 4 seconds. Configurable. Obtained from the <T56-disconnect> element of the <fc- timers-counters> element of the <on- network> element in 3GPP TS 24.484 [13].	Transmission of 'Disconnect' message by the participating MCPTT function.	Reception of an Acknowledge message to the Disconnect message.	On the expiry of this timer less than a configurable number of times the 'Disconnect' message is resent.

Table 11.1.4-2 shows the timers used in the participating MCPTT function for MBMS channel control.

Table 11.1.4-2: Timers in the participating MCPTT function for MBMS channel control.

TIMER	TIMER VALUE	CAUSE OF START	NORMAL STOP	ON EXPIRY
T15 (Conversation)	Default value: 30 seconds. Configurable. Obtained from the <T15- conversation> element of the <fc-timers- counters> element of the <on-network> element in 3GPP TS24.484 [13].	Transmission of Map Group To Bearer message. Restarted when an RTP packet or a floor control message is sent.	Release of the call.	Send Unmap Group To Bearer message.
T16 (Map Group To Bearer)	Default value: 500 milliseconds. Configurable. Obtained from the <T16-map-group- to-bearer> element of the <fc-timers- counters> element of the <on-network> element in 3GPP TS 24.484 [13].	Transmission of Map Group To Bearer message.	Release of the call (or MBMS Subchannel).	Send Map Group To Bearer message.
T17 (Unmap Group To Bearer)	Default value: 200 milliseconds. Configurable. Obtained from the <T17-unmap- group-to-bearer> element of the <fc-timers- counters> element of the <on-network> element in 3GPP TS 24.484 [13].	Transmission of Unmap Group To Bearer message.	Release of the call.	Send Unmap Group To Bearer message.

11.2 Counters

11.2.1 Counters in the on-network floor participant

Table 11.2.1-1 enlists counters, their limits and the action on expiry.

Table 11.2.1-1: Counter used in the floor participant for on-network floor control

Counter	Limit	Associated timer	On reaching the limit
C100 (Floor Release)	Default value: 3	T100 (Floor Release)	Floor Release message is no more repeated
C101 (Floor Request)	Default value: 3	T101 (Floor Request)	Floor Request message is no more repeated
C104 (Floor Queue Position Request)	Default value: 3	T104 (Floor Queue Position Request)	Floor Queue Position Request message is no more repeated

11.2.2 Counters in the off-network floor participant

The table 11.2.2-1 lists the counters used by the off-network participant, their default upper limits and the action to take upon reaching the upper limit. The counters start at 1.

Table 11.2.1-2-1: Counter used in the floor participant for off-network floor control

Counter	Upper Limit	Associated timer	Upon reaching the upper limit
C201 (Floor Request)	Default value: 3. Configurable. Set to the value of " <code><x>/OffNetwork/Counters/C201</code> " leaf node present in the UE initial configuration as specified in 3GPP TS 24.483 [4].	T201 (Floor Request)	Assume there is no floor arbitrator and send Floor Taken message
C204 (Floor Queue Position Request)	Default value: 3. Configurable. Set to the value of " <code><x>/OffNetwork/Counters/C204</code> " leaf node present in the UE initial configuration as specified in 3GPP TS 24.483 [4].	T204 (Floor Queue Position Request)	Floor Queue Position Request message is no more repeated
C205 (Floor Granted)	Default value: 4. Configurable. Set to the value of " <code><x>/OffNetwork/Counters/C205</code> " leaf node present in the UE initial configuration as specified in 3GPP TS 24.483 [4].	T205 (Floor Granted)	If there is a pending request(s) in the queue, start timer T233 (pending user action) and wait for RTP media from the client.

11.2.3 Counters in the controlling MCPTT function

The table 11.2.3-1 enlists counters, their limits and the action on expiry for the 'general control operation' state machine in the controlling MCPTT function.

Table 11.2.3-1: Counters used in the 'general floor control operation' state machine

Counter	Limit	Associated timer	On reaching the limit
C7 (Floor Idle)	Default value: 10. Configurable. Obtained from the <C7-floor-idle> element of the <fc-timers-counters> element of the <on-network> element in 3GPP TS 24.484 [13].	T7 (Floor Idle)	The Floor Idle message is no more re-send
C20 (Floor Granted)	Default value: 3. Configurable. Obtained from the <C20-floor-granted> element of the <fc-timers-counters> element of the <on-network> element in 3GPP TS 24.484 [13].	T20 (Floor Granted)	The Floor Granted message is no more re-send in case a queued floor participant is granted the floor.
NOTE: If a counter value is not configured the default value shall be used.			

11.2.4 Counters in the participating MCPTT function

The table 11.2.4-1 enlists counters, their limits and the action on expiry for the 'pre-established session state machine'.

Table 11.2.4-1: Counters used in the 'pre-established session state machine'

Counter	Limit	Associated timer	On reaching the limit
C55 (Connect)	Default value: 3. Configurable. Obtained from the <C55-connect> element of the <fc-timers-counters> element of the <on-network> element in 3GPP TS 24.484 [13].	T55 (Connect)	The Connect message is no more re-send
C56 (Disconnect)	Default value: 3. Configurable. Obtained from the <C56-disconnect> element of the <fc-timers-counters> element of the <on-network> element in 3GPP TS 24.484 [13].	T56 (Disconnect)	The Disconnect message is no more re-send

The table 11.2.4-2 enlists counters, their limits and the action on expiry for the 'Participating MCPTT function MBMS subchannel control state machine'.

Table 11.2.4-2: Counters used in the 'Participating MCPTT function MBMS subchannel control state machine'

Counter	Limit	Associated timer	On reaching the limit
C17 (Unmap Group To Bearer)	Default value: 3. Configurable. Obtained from the <C17-unmap-group-to-bearer> element of the <on-network> element in 3GPP TS24.484 [13].	T17 (Unmap Group To Bearer)	The Unmap Group To Bearer message is no more re-sent.

12 Extensions within the present document

12.1 Session description types defined within the present document

12.1.1 General

This subclause contains definitions for SDP parameters that are specific to SDP usage with MCPTT and therefore are not described in an RFC.

12.1.2 SDP "fntp" attribute for MCPTT

12.1.2.1 General

This subclause defines the structure and syntax of the SDP "fntp" attribute, when used to negotiate an MCPTT media plane control channel. The MCPTT media plane control channel, and the protocols used on the control channel, is described in the present specification.

12.1.2.2 Semantics

In an SDP offer and answer, the "mc_queueing" fntp attribute is used to indicate support of the Floor Request message queueing mechanism, as defined in the present specification.

In an SDP offer, the "mc_priority" fntp attribute indicates (using an integer value between '1' and '255') the maximum floor priority that the offerer requests to be used with Floor Request messages sent by the offerer. In an SDP answer, the attribute parameter indicates the maximum priority level that the answerer has granted to the offerer. The value must be equal or less than the value provided in the associated SDP offer.

NOTE 1: If the "mc_priority" fntp attribute is not used within an SDP offer or answer, a default priority value is assumed.

In an SDP offer, the "mc_granted" fntp attribute parameter indicates that the offerer supports the procedure where the answerer indicates, using the fntp attribute in the associated SDP answer, that the floor has been granted to the offerer.

NOTE 2: When the "mc_granted" fntp attribute is used in an SDP offer, it does not indicate an actual request for the floor. The SDP "mc_implicit_request" fntp attribute can be used to request the floor. In an SDP answer, the attribute indicates that the floor has been granted to the offerer.

NOTE 3: Once the offerer has been granted the floor, the offerer has the floor until it receives a Floor Revoke message, or until the offerer itself releases the floor by sending a Floor Release message, as described in the present specification.

In an SDP offer, the "mc_implicit_request" fmp attribute indicates that the offerer implicitly requests the floor (without the need to send a Floor Request message). In an SDP answer, the attribute parameter indicates that the answerer has accepted the implicit floor request. Once the answerer grants the floor to the offerer, the answerer will send a Floor Granted message.

NOTE 4: The usage of the "mc_implicit_request" fmp attribute in an SDP answer does not mean that the answerer has granted the floor to the offerer, only that the answerer has accepted the implicit floor request.

In an SDP answer, the "mc_ssrc" fmp attribute indicates ssrc value of the offerer. The value may be equal to the value provided in the associated SDP offer or different if a collision is detected. If the associated SDP offer does not indicate the ssrc value then server can determine an appropriate value. This value is returned in an SDP answer only if the answerer accepts the implicit floor request offered in SDP.

12.1.2.3 Syntax

Table 12.1.2.3-1: SDP "fmp" attribute for the MCPTT media plane control channel

fmp-attr-mpcp	= "a=fmp:" "MCPTT" SP attr-param-list
attr-param-list	= attr-param *(COLON attr-param)
attr-param	= mc_queueing / mc_priority / mc_granted / mc_implicit_request / mc_ssrc
mc_queueing	= "mc_queueing"
mc_priority	= "mc_priority=" 1*2(DIGIT)
mc_granted	= "mc_granted"
mc_implicit_request	= "mc_implicit_request"
mc_ssrc	= "mc_ssrc=" 1*(DIGIT)

13 Media plane security

13.1 General

Media plane security provides integrity and confidentiality protection of individual media streams and media plane control messages in MCPTT sessions.

The media plane security is based on 3GPP MCPTT security solution including key management and end-to-end media and floor control messages protection as defined in 3GPP TS 33.180 [18].

Various keys and associated key identifiers protect:

1. RTP transported media;
2. RTCP transported media control messages (i.e. RTCP SR packets, RTCP RR packets, RTCP SDES packets);
3. RTCP APP transported floor control messages;
4. RTCP APP transported pre-established session call control messages; and
5. RTCP APP transported MBMS subchannel control messages.

In an on-network group call of an MCPTT group which is not a constituent MCPTT group of a temporary MCPTT group:

1. if protection of media is negotiated, the GMK and the GMK-ID of the MCPTT group protect the media sent and received by an MCPTT clients;
2. if protection of floor control messages sent using unicast between the MCPTT client and the participating MCPTT function serving the MCPTT client is negotiated, the CSK and the CSK-ID protect the floor control messages sent and received using unicast by the MCPTT client and by a participating MCPTT function;
3. if protection of floor control messages sent over the MBMS subchannel from the participating MCPTT function to the served MCPTT clients is required:

- A) if a MuSiK and a MuSiK-ID are associated with the on-network group call, the MuSiK and the MuSiK-ID associated with the on-network group call protect the floor control messages sent over the MBMS subchannel from the participating MCPTT function to the served MCPTT clients; and
- B) if a MuSiK and a MuSiK-ID are not associated with the on-network group call, the MKFC and the MKFC-ID of the MCPTT group protect the floor control messages sent over the MBMS subchannel from the participating MCPTT function to the served MCPTT clients;

NOTE 1: If protection of floor control messages sent over the MBMS subchannel from the participating MCPTT function to the served MCPTT clients is required and the participating MCPTT function is compliant to Release 14 of the present document, a MuSiK and a MuSiK-ID are always associated with the on-network group call.

- 4. if protection of floor control messages between the participating MCPTT function and the controlling MCPTT function is negotiated, the SPK and the SPK-ID protect the floor control messages sent and received between the participating MCPTT function and the controlling MCPTT function;
- 5. if protection of media control messages sent using unicast between the MCPTT client and the participating MCPTT function serving the MCPTT client is negotiated, the CSK and the CSK-ID protect the media control messages sent and received using unicast by the MCPTT client and by a participating MCPTT function; and
- 6. if protection of media control messages between the participating MCPTT function and the controlling MCPTT function is negotiated, the SPK and the SPK-ID protect the media control messages sent and received between the participating MCPTT function and the controlling MCPTT function.

In an on-network group call of an MCPTT group which is a constituent MCPTT group of a temporary MCPTT group:

- 1. if protection of media is negotiated, the GMK and the GMK-ID of the temporary MCPTT group protect the media sent and received by an MCPTT client;
- 2. if protection of floor control messages sent using unicast between the MCPTT client and the participating MCPTT function serving the MCPTT client is negotiated, the CSK and the CSK-ID protect the floor control messages sent and received using unicast by the MCPTT client and by the participating MCPTT function;
- 3. if protection of floor control messages sent over the MBMS subchannel from the participating MCPTT function to the served MCPTT clients is required:
 - A) if a MuSiK and a MuSiK-ID are associated with the on-network group call, the MuSiK and the MuSiK-ID associated with the on-network group call protect the floor control messages sent over the MBMS subchannel from the participating MCPTT function to the served MCPTT clients; and
 - B) if a MuSiK and a MuSiK-ID are not associated with the on-network group call, the MKFC and the MKFC-ID of the temporary MCPTT group protect the floor control messages sent over the MBMS subchannel from the participating MCPTT function to the served MCPTT clients;

NOTE 2: If protection of floor control messages sent over the MBMS subchannel from the participating MCPTT function to the served MCPTT clients is required and the participating MCPTT function is compliant to Release 14 of the present document, a MuSiK and a MuSiK-ID are always associated with the on-network group call.

- 4. if protection of floor control messages between the participating MCPTT function and the non-controlling MCPTT function is negotiated, the SPK and the SPK-ID protect the floor control messages sent and received between the participating MCPTT function and the non-controlling MCPTT function;
- 5. if protection of floor control messages between the non-controlling MCPTT function and the controlling MCPTT function is negotiated, the SPK and the SPK-ID protect the floor control messages sent and received between the non-controlling MCPTT function and the controlling MCPTT function;
- 6. if protection of media control messages sent using unicast between the MCPTT client and the participating MCPTT function serving the MCPTT client is negotiated, the CSK and the CSK-ID protect the media control messages sent and received using unicast by the MCPTT client and by a participating MCPTT function;
- 7. if protection of media control messages between the participating MCPTT function and the non-controlling MCPTT function is negotiated, the SPK and the SPK-ID protect the media control messages sent and received between the participating MCPTT function and the non-controlling MCPTT function; and

8. if protection of media control messages between the non-controlling MCPTT function and the controlling MCPTT function is negotiated, the SPK and the SPK-ID protect the media control messages sent and received between the non-controlling MCPTT function and the controlling MCPTT function.

In an on-network private call:

1. if protection of media is negotiated, the PCK and the PCK-ID protect media sent and received by the MCPTT clients;
2. if protection of floor control messages sent using unicast between the MCPTT client and the participating MCPTT function serving the MCPTT client is negotiated, the CSK and the CSK-ID protect the floor control messages sent and received by the MCPTT client and by the participating MCPTT function;
3. if protection of floor control messages between the participating MCPTT function and the controlling MCPTT function is negotiated, the SPK and the SPK-ID protect the floor control messages sent and received between the participating MCPTT function and the controlling MCPTT function;
4. if protection of media control messages sent using unicast between the MCPTT client and the participating MCPTT function serving the MCPTT client is negotiated, the CSK and the CSK-ID protect the media control messages sent and received using unicast by the MCPTT client and by a participating MCPTT function; and
5. if protection of media control messages between the participating MCPTT function and the controlling MCPTT function is negotiated, the SPK and the SPK-ID protect the media control messages sent and received between the participating MCPTT function and the controlling MCPTT function.

In an off-network group call of an MCPTT group:

1. if protection of media is announced, the GMK and the GMK-ID of the MCPTT group protect the media sent and received by an MCPTT client;
2. if protection of floor control messages is announced, the GMK and the GMK-ID of the MCPTT group protect the floor control messages sent and received by an MCPTT client; and
3. if protection of media control messages is announced, the GMK and the GMK-ID of the MCPTT group protect the media sent and received by an MCPTT client.

In an off-network private call:

1. if protection of media is negotiated, the PCK and the PCK-ID protect media sent and received by an MCPTT client;
2. if protection of floor control messages is negotiated, the PCK and the PCK-ID protect floor control messages sent and received by an MCPTT client; and
3. if protection of media control messages is negotiated, the PCK and the PCK-ID protect media control messages and received by an MCPTT client.

In a pre-established session, if the pre-established session call control messages between the MCPTT client and the participating MCPTT function serving the MCPTT client are negotiated to be protected, the CSK and the CSK-ID protect the pre-established session call control messages sent and received by the MCPTT client and by the participating MCPTT function serving the MCPTT client.

If protection of MBMS subchannel control messages sent over the general purpose MBMS subchannel of an MBMS bearer is required, the MSCCK and the MSCCK-ID associated with the MBMS bearer protect the MBMS subchannel control messages sent over the general purpose MBMS subchannel of the MBMS bearer by the participating MCPTT function to the MCPTT client.

The GMK and the GMK-ID are distributed to the MCPTT clients using the group document subscription and notification procedure specified in 3GPP TS 24.481 [12].

The CSK and the CSK-ID are generated by the MCPTT client and provided to the participating MCPTT function serving the MCPTT client using SIP signalling according to 3GPP TS 24.379 [2].

The MKFC and the MKFC-ID are distributed to the MCPTT clients using the group document subscription and notification procedure specified in 3GPP TS 24.481 [12]. The MKFC and the MKFC-ID are distributed to the controlling MCPTT function using the group document subscription and notification procedure specified in

3GPP TS 24.481 [12] and the controlling MCPTT function provides the MKFC and the MKFC-ID to the participating MCPTT function using SIP signalling according to 3GPP TS 24.379 [2].

The SPK and the SPK-ID are configured in the participating MCPTT function, the controlling MCPTT function and the non-controlling MCPTT function.

The PCK and the PCK-ID are generated by the MCPTT client initiating the private call and provided to the MCPTT client receiving the private call using SIP signalling according to 3GPP TS 24.379 [2], using Connect message described in subclause 8.3.4 or using MONP signalling according to 3GPP TS 24.379 [2].

The MSCCK and the MSCCK-ID associated with an MBMS bearer are generated by the participating MCPTT function which activated the MBMS bearer and are provided to one or more served MCPTT clients using SIP signalling according to 3GPP TS 24.379 [2].

The MuSiK and the MuSiK-ID are associated with the on-network group call according to 3GPP TS 24.379 [4].

13.2 Derivation of SRTP/SRTCP master keys

Each key (i.e. CSK, GMK, MKFC, PCK, SPK, MSCCK, MuSiK) and its associated key identifier (i.e. CSK-ID, GMK-ID, MKFC-ID, PCK-ID, SPK-ID, MSCCK-ID, MuSiK-ID) described in subclause 13.1 are used to derive SRTP-MK, SRTP-MS and SRTP-MKI.

SRTP-MK, SRTP-MS and SRTP-MKI are used in encryption of media or floor control messages in SRTP as specified in IETF RFC 3711 [16] and 3GPP TS 33.180 [18].

13.3 Media plane encryption and decryption

13.3.1 General

Void.

13.3.2 The participating MCPTT function

The participating MCPTT function:

1. if protection of media is negotiated, shall be transparent to RTP media streams and shall forward encrypted RTP media streams without decrypting the payload;
2. if protection of floor control messages sent using unicast between the participating MCPTT function and the MCPTT client is negotiated and the CSK and the CSK-ID were received from the MCPTT client using SIP signalling according to 3GPP TS 24.379 [2]:
 - A) shall encrypt floor control messages sent using unicast to the served MCPTT client according to IETF RFC 3711 [16] and 3GPP TS 33.180 [18] using SRTP-MK, SRTP-MS and SRTP-MKI generated using the CSK and CSK-ID as specified in subclause 13.2; and
 - B) shall decrypt floor control messages received using unicast from the served MCPTT client according to IETF RFC 3711 [16] and 3GPP TS 33.180 [18] using SRTP-MK, SRTP-MS and SRTP-MKI generated using the CSK and CSK-ID as specified in subclause 13.2;
3. if protection of floor control messages sent over the MBMS subchannel from the participating MCPTT function to the served MCPTT clients is required and a MuSiK and a MuSiK-ID are associated with the on-network group call of the floor control messages:
 - A) shall encrypt floor control messages sent over the MBMS subchannel according to IETF RFC 3711 [16] and 3GPP TS 33.180 [18] using SRTP-MK, SRTP-MS and SRTP-MKI generated using the MuSiK and MuSiK-ID as specified in subclause 13.2;

NOTE: The participating MCPTT function compliant to Release 14 of the present document does not use MKFC and MKFC-ID.

4. if protection of floor control messages between the participating MCPTT function and the controlling MCPTT function is negotiated and the SPK and the SPK-ID are configured in the participating MCPTT function:
 - A) shall encrypt floor control messages sent to the controlling MCPTT function according to IETF RFC 3711 [16] and 3GPP TS 33.180 [18] using SRTP-MK, SRTP-MS and SRTP-MKI generated using the SPK and SPK-ID as specified in subclause 13.2; and
 - B) shall decrypt floor control messages received from the controlling MCPTT function according to IETF RFC 3711 [16] and 3GPP TS 33.180 [18] using SRTP-MK, SRTP-MS and SRTP-MKI generated using the SPK and SPK-ID as specified in subclause 13.2;
5. if protection of floor control messages between the participating MCPTT function and the non-controlling MCPTT function is negotiated and the SPK and the SPK-ID are configured in the participating MCPTT function:
 - A) shall encrypt floor control messages sent to the non-controlling MCPTT function according to IETF RFC 3711 [16] and 3GPP TS 33.180 [18] using SRTP-MK, SRTP-MS and SRTP-MKI generated using the SPK and SPK-ID as specified in subclause 13.2; and
 - B) shall decrypt floor control messages received from the non-controlling MCPTT function according to IETF RFC 3711 [16] and 3GPP TS 33.180 [18] using SRTP-MK, SRTP-MS and SRTP-MKI generated using the SPK and SPK-ID as specified in subclause 13.2;
6. if protection of pre-established session call control messages between the participating MCPTT function and the MCPTT client is negotiated and the CSK and the CSK-ID were received from the MCPTT client using SIP signalling according to 3GPP TS 24.379 [2]:
 - A) shall encrypt pre-established session call control messages sent to the served MCPTT client according to IETF RFC 3711 [16] and 3GPP TS 33.180 [18] using SRTP-MK, SRTP-MS and SRTP-MKI generated using the CSK and CSK-ID as specified in subclause 13.2; and
 - B) shall decrypt pre-established session call control messages received from served MCPTT client according to IETF RFC 3711 [16] and 3GPP TS 33.180 [18] using SRTP-MK, SRTP-MS and SRTP-MKI generated using the CSK and CSK-ID as specified in subclause 13.2;
7. if protection of media control messages sent using unicast between the participating MCPTT function and the MCPTT client is negotiated between the participating MCPTT function and the MCPTT client and the CSK and the CSK-ID were received from the MCPTT client using SIP signalling according to 3GPP TS 24.379 [2]:
 - A) shall encrypt media control messages sent using unicast to the served MCPTT client according to IETF RFC 3711 [16] and 3GPP TS 33.180 [18] using SRTP-MK, SRTP-MS and SRTP-MKI generated using the CSK and CSK-ID as specified in subclause 13.2; and
 - B) shall decrypt media control messages received using unicast from the served MCPTT client according to IETF RFC 3711 [16] and 3GPP TS 33.180 [18] using SRTP-MK, SRTP-MS and SRTP-MKI generated using the CSK and CSK-ID as specified in subclause 13.2;
8. if protection of media control messages between the participating MCPTT function and the controlling MCPTT function is negotiated and the SPK and the SPK-ID are configured in the participating MCPTT function:
 - A) shall encrypt media control messages sent to the controlling MCPTT function according to IETF RFC 3711 [16] and 3GPP TS 33.180 [18] using SRTP-MK, SRTP-MS and SRTP-MKI generated using the SPK and SPK-ID as specified in subclause 13.2; and
 - B) shall decrypt media control messages received from the controlling MCPTT function according to IETF RFC 3711 [16] and 3GPP TS 33.180 [18] using SRTP-MK, SRTP-MS and SRTP-MKI generated using the SPK and SPK-ID as specified in subclause 13.2;
9. if protection of media control messages between the participating MCPTT function and the non-controlling MCPTT function is negotiated and the SPK and the SPK-ID are configured in the participating MCPTT function:
 - A) shall encrypt media control messages sent to the non-controlling MCPTT function according to IETF RFC 3711 [16] and 3GPP TS 33.180 [18] using SRTP-MK, SRTP-MS and SRTP-MKI generated using the SPK and SPK-ID as specified in subclause 13.2; and

- B) shall decrypt media control messages received from the non-controlling MCPTT function according to IETF RFC 3711 [16] and 3GPP TS 33.180 [18] using SRTP-MK, SRTP-MS and SRTP-MKI generated using the SPK and SPK-ID as specified in subclause 13.2; and
10. if protection of MBMS subchannel control messages sent over the general purpose MBMS subchannel of an MBMS bearer is required and the MSCCK and the MSCCK-ID associated with the MBMS bearer were sent to one or more served MCPTT clients using SIP signalling according to 3GPP TS 24.379 [2]:
- A) shall encrypt MBMS subchannel control messages specified in subclause 8.4 sent over the general purpose MBMS subchannel of the MBMS bearer according to IETF RFC 3711 [16] and 3GPP TS 33.180 [18] using SRTP-MK, SRTP-MS and SRTP-MKI generated using the MSCCK and MSCCK-ID associated with the MBMS bearer as specified in subclause 13.2.

13.3.3 The MCPTT client

The MCPTT client:

1. in an on-network group call of an MCPTT group which is not a constituent MCPTT group of a temporary MCPTT group:
 - A) if protection of media is negotiated and the GMK and the GMK-ID of the MCPTT group were received using the group document subscription and notification procedure specified in 3GPP TS 24.481 [12] for the MCPTT group:
 - i) shall encrypt sent media according to IETF RFC 3711 [16] and 3GPP TS 33.180 [18] using SRTP-MK, SRTP-MS and SRTP-MKI generated using the GMK and GMK-ID as specified in subclause 13.2; and
 - ii) shall decrypt received media according to IETF RFC 3711 [16] and 3GPP TS 33.180 [18] using SRTP-MK, SRTP-MS and SRTP-MKI generated using the GMK and GMK-ID as specified in subclause 13.2;
 - B) if protection of floor control messages sent using unicast is negotiated and the CSK and the CSK-ID were sent to the participating MCPTT function using SIP signalling according to 3GPP TS 24.379 [2]:
 - i) shall encrypt floor control messages sent using unicast according to IETF RFC 3711 [16] and 3GPP TS 33.180 [18] using SRTP-MK, SRTP-MS and SRTP-MKI generated using the CSK and CSK-ID as specified in subclause 13.2; and
 - ii) shall decrypt floor control messages received using unicast according to IETF RFC 3711 [16] and 3GPP TS 33.180 [18] using SRTP-MK, SRTP-MS and SRTP-MKI generated using the CSK and CSK-ID as specified in subclause 13.2;
 - C) if protection of floor control messages sent over the MBMS subchannel from the participating MCPTT function to the served MCPTT clients is required:
 - i) if a MuSiK and a MuSiK-ID are associated with the on-network group call, shall decrypt floor control messages received over the MBMS subchannel for floor control messages according to IETF RFC 3711 [16] and 3GPP TS 33.180 [14] using SRTP-MK, SRTP-MS and SRTP-MKI generated using the MuSiK and the MuSiK-ID associated with the on-network group call as specified in subclause 13.2; and
 - ii) if a MuSiK and a MuSiK-ID are not associated with the on-network group call and the MKFC and the MKFC-ID of the MCPTT group were received using the group document subscription and notification procedure specified in 3GPP TS 24.481 [12] for the MCPTT group, shall decrypt floor control messages received over the MBMS subchannel for floor control messages according to IETF RFC 3711 [16] and 3GPP TS 33.180 [18] using SRTP-MK, SRTP-MS and SRTP-MKI generated using the MKFC and MKFC-ID as specified in subclause 13.2; and
- NOTE 1: The MCPTT client can receive floor control messages encrypted using SRTP-MK, SRTP-MS and SRTP-MKI generated using the MKFC and MKFC-ID from a participating MCPTT function compliant only to Release 13 of the present document.
- D) if protection of media control messages sent using unicast between the participating MCPTT function and the MCPTT client is negotiated and the CSK and the CSK-ID were sent to the participating MCPTT function using SIP signalling according to 3GPP TS 24.379 [2]:

- i) shall encrypt media control messages sent using unicast according to IETF RFC 3711 [16] and 3GPP TS 33.180 [18] using SRTP-MK, SRTP-MS and SRTP-MKI generated using the CSK and CSK-ID as specified in subclause 13.2; and
 - ii) shall decrypt media control messages received using unicast according to IETF RFC 3711 [16] and 3GPP TS 33.180 [18] using SRTP-MK, SRTP-MS and SRTP-MKI generated using the CSK and CSK-ID as specified in subclause 13.2;
2. in an on-network group call of an MCPTT group which is a constituent MCPTT group of a temporary MCPTT group:
- A) if protection of media is negotiated and the GMK and the GMK-ID of the temporary MCPTT group were received using the group document subscription and notification procedure specified in 3GPP TS 24.481 [12] for the constituent MCPTT group:
 - i) shall encrypt sent media according to IETF RFC 3711 [16] and 3GPP TS 33.180 [18] using SRTP-MK, SRTP-MS and SRTP-MKI generated using the GMK and GMK-ID of the temporary MCPTT group as specified in subclause 13.2; and
 - ii) shall decrypt received media according to IETF RFC 3711 [16] and 3GPP TS 33.180 [18] using SRTP-MK, SRTP-MS and SRTP-MKI generated using the GMK and GMK-ID of the temporary MCPTT group as specified in subclause 13.2;
 - B) if protection of floor control messages sent using unicast is negotiated and the CSK and the CSK-ID were sent to the participating MCPTT function using SIP signalling according to 3GPP TS 24.379 [2]:
 - i) shall encrypt floor control messages sent using unicast according to IETF RFC 3711 [16] and 3GPP TS 33.180 [18] using SRTP-MK, SRTP-MS and SRTP-MKI generated using the CSK and CSK-ID as specified in subclause 13.2; and
 - ii) shall decrypt floor control messages received using unicast according to IETF RFC 3711 [16] and 3GPP TS 33.180 [18] using SRTP-MK, SRTP-MS and SRTP-MKI generated using the CSK and CSK-ID as specified in subclause 13.2;
 - C) if protection of floor control messages sent over the MBMS subchannel from the participating MCPTT function to the served MCPTT clients is required:
 - i) if a MuSiK and a MuSiK-ID are associated with the on-network group call, shall decrypt floor control messages received over the MBMS subchannel for floor control messages according to IETF RFC 3711 [16] and 3GPP TS 33.180 [14] using SRTP-MK, SRTP-MS and SRTP-MKI generated using the MuSiK and the MuSiK-ID associated with the on-network group call as specified in subclause 13.2; and
 - ii) if a MuSiK and a MuSiK-ID are not associated with the on-network group call and the MKFC and the MKFC-ID of the temporary MCPTT group were received using the group document subscription and notification procedure specified in 3GPP TS 24.481 [12] for the constituent MCPTT group, shall decrypt floor control messages received over the MBMS subchannel for floor control messages according to IETF RFC 3711 [16] and 3GPP TS 33.180 [18] using SRTP-MK, SRTP-MS and SRTP-MKI generated using the MKFC and MKFC-ID of the temporary MCPTT group as specified in subclause 13.2; and
- NOTE 2: The MCPTT client can receive floor control messages encrypted using SRTP-MK, SRTP-MS and SRTP-MKI generated using the MKFC and MKFC-ID from a participating MCPTT function compliant only to Release 13 of the present document.
- D) if protection of media media control messages sent using unicast between the participating MCPTT function and the MCPTT client is negotiated and the CSK and the CSK-ID were sent to the participating MCPTT function using SIP signalling according to 3GPP TS 24.379 [2]:
 - i) shall encrypt media control messages sent using unicast according to IETF RFC 3711 [16] and 3GPP TS 33.180 [18] using SRTP-MK, SRTP-MS and SRTP-MKI generated using the CSK and CSK-ID as specified in subclause 13.2;
 - ii) shall decrypt media control messages received using unicast according to IETF RFC 3711 [16] and 3GPP TS 33.180 [18] using SRTP-MK, SRTP-MS and SRTP-MKI generated using the CSK and CSK-ID as specified in subclause 13.2;

3. in an on-network private call:

A) if:

- i) protection of media is negotiated in originating call and the PCK and the PCK-ID were sent to the remote MCPTT client using SIP signalling according to 3GPP TS 24.379 [2]; or
- ii) protection of media is negotiated in terminating call and the PCK and the PCK-ID were received from the remote MCPTT client using SIP signalling according to 3GPP TS 24.379 [2];

then:

- i) shall encrypt sent media according to IETF RFC 3711 [16] and 3GPP TS 33.180 [18] using SRTP-MK, SRTP-MS and SRTP-MKI generated using the PCK and PCK-ID as specified in subclause 13.2; and
 - ii) shall decrypt received media according to IETF RFC 3711 [16] and 3GPP TS 33.180 [18] using SRTP-MK, SRTP-MS and SRTP-MKI generated using the PCK and PCK-ID as specified in subclause 13.2;
- B) if protection of floor control messages is negotiated and the CSK and the CSK-ID were sent to the participating MCPTT function using SIP signalling according to 3GPP TS 24.379 [2]:
- i) shall encrypt sent floor control messages according to IETF RFC 3711 [16] and 3GPP TS 33.180 [18] using SRTP-MK, SRTP-MS and SRTP-MKI generated using the CSK and CSK-ID as specified in subclause 13.2; and
 - ii) shall decrypt received floor control messages according to IETF RFC 3711 [16] and 3GPP TS 33.180 [18] using SRTP-MK, SRTP-MS and SRTP-MKI generated using the CSK and CSK-ID as specified in subclause 13.2; and
- D) if protection of media media control messages sent using unicast between the participating MCPTT function and the MCPTT client is negotiated and the CSK and the CSK-ID were sent to the participating MCPTT function using SIP signalling according to 3GPP TS 24.379 [2]:
- i) shall encrypt media control messages sent using unicast according to IETF RFC 3711 [16] and 3GPP TS 33.180 [18] using SRTP-MK, SRTP-MS and SRTP-MKI generated using the CSK and CSK-ID as specified in subclause 13.2; and
 - ii) shall decrypt media control messages received using unicast according to IETF RFC 3711 [16] and 3GPP TS 33.180 [18] using SRTP-MK, SRTP-MS and SRTP-MKI generated using the CSK and CSK-ID as specified in subclause 13.2;

4. in an off-network group call of an MCPTT group:

- A) if protection of media is announced and the GMK and GMK-ID of the MCPTT group were received when on-network using the group document subscription and notification procedure specified in 3GPP TS 24.481 [12] for the MCPTT group:

- i) shall encrypt sent media according to IETF RFC 3711 [16] and 3GPP TS 33.180 [18] using SRTP-MK, SRTP-MS and SRTP-MKI generated using the GMK and GMK-ID as specified in subclause 13.2; and
- ii) shall decrypt received media according to IETF RFC 3711 [16] and 3GPP TS 33.180 [18] using SRTP-MK, SRTP-MS and SRTP-MKI generated using the GMK and GMK-ID as specified in subclause 13.2;

- B) if protection of floor control messages is announced and the GMK and the GMK-ID of the MCPTT group were received when on-network using the group document subscription and notification procedure specified in 3GPP TS 24.481 [12] for the MCPTT group:

- i) shall encrypt sent floor control messages according to IETF RFC 3711 [16] and 3GPP TS 33.180 [18] using SRTP-MK, SRTP-MS and SRTP-MKI generated using the GMK and GMK-ID as specified in subclause 13.2; and
- ii) shall decrypt received floor control messages according to IETF RFC 3711 [16] and 3GPP TS 33.180 [18] using SRTP-MK, SRTP-MS and SRTP-MKI generated using the GMK and GMK-ID as specified in subclause 13.2; and

- C) if protection of media control messages is announced and the GMK and GMK-ID of the MCPTT group were received when on-network using the group document subscription and notification procedure specified in 3GPP TS 24.481 [12] for the MCPTT group:
- i) shall encrypt sent media control messages according to IETF RFC 3711 [16] and 3GPP TS 33.180 [18] using SRTP-MK, SRTP-MS and SRTP-MKI generated using the GMK and GMK-ID as specified in subclause 13.2; and
 - ii) shall decrypt received media control messages according to IETF RFC 3711 [16] and 3GPP TS 33.180 [18] using SRTP-MK, SRTP-MS and SRTP-MKI generated using the GMK and GMK-ID as specified in subclause 13.2;
5. in an off-network private call:
- A) if:
- i) protection of media is negotiated in originating call and the PCK and the PCK-ID were sent to the remote MCPTT client using MONP signalling according to 3GPP TS 24.379 [2]; or
 - ii) protection of media is negotiated in terminating call and the PCK and the PCK-ID were received from the remote MCPTT client using MONP signalling according to 3GPP TS 24.379 [2];
- then:
- i) shall encrypt sent media according to IETF RFC 3711 [16] and 3GPP TS 33.180 [18] using SRTP-MK, SRTP-MS and SRTP-MKI generated using the PCK and PCK-ID as specified in subclause 13.2; and
 - ii) shall decrypt received media according to IETF RFC 3711 [16] and 3GPP TS 33.180 [18] using SRTP-MK, SRTP-MS and SRTP-MKI generated using the PCK and PCK-ID as specified in subclause 13.2;
- B) if:
- i) protection of floor control messages is negotiated in originating call and the PCK and the PCK-ID were sent to the remote MCPTT client using MONP signalling according to 3GPP TS 24.379 [2]; or
 - ii) protection of floor control messages is negotiated in terminating call and the PCK and the PCK-ID were received from the remote MCPTT client using MONP signalling according to 3GPP TS 24.379 [2].
- then:
- i) shall encrypt sent floor control messages according to IETF RFC 3711 [16] and 3GPP TS 33.180 [18] using SRTP-MK, SRTP-MS and SRTP-MKI generated using the PCK and PCK-ID as specified in subclause 13.2; and
 - ii) shall decrypt received floor control messages according to IETF RFC 3711 [16] and 3GPP TS 33.180 [18] using SRTP-MK, SRTP-MS and SRTP-MKI generated using the PCK and PCK-ID as specified in subclause 13.2; and
- C) if:
- i) protection of media control messages is negotiated in originating call and the PCK and the PCK-ID were sent to the remote MCPTT client using MONP signalling according to 3GPP TS 24.379 [2]; or
 - ii) protection of media control messages is negotiated in terminating call and the PCK and the PCK-ID were received from the remote MCPTT client using MONP signalling according to 3GPP TS 24.379 [2];
- then:
- i) shall encrypt sent media control messages according to IETF RFC 3711 [16] and 3GPP TS 33.180 [18] using SRTP-MK, SRTP-MS and SRTP-MKI generated using the PCK and PCK-ID as specified in subclause 13.2; and
 - ii) shall decrypt received media control messages according to IETF RFC 3711 [16] and 3GPP TS 33.180 [18] using SRTP-MK, SRTP-MS and SRTP-MKI generated using the PCK and PCK-ID as specified in subclause 13.2;

6. if protection of pre-established session control messages is negotiated and the CSK and the CSK-ID were sent to the participating MCPTT function using SIP signalling according to 3GPP TS 24.379 [2]:
 - A) shall encrypt sent pre-established session call control messages according to IETF RFC 3711 [16] and 3GPP TS 33.180 [18] using SRTP-MK, SRTP-MS and SRTP-MKI generated using the CSK and CSK-ID as specified in subclause 13.2; and
 - B) shall decrypt received pre-established session call control messages according to IETF RFC 3711 [16] and 3GPP TS 33.180 [18] using SRTP-MK, SRTP-MS and SRTP-MKI generated using the CSK and CSK-ID as specified in subclause 13.2; and
6. if the MSCCK and the MSCCK-ID associated with the MBMS bearer were received from the participating MCPTT function using SIP signalling according to 3GPP TS 24.379 [2]:
 - A) shall decrypt MBMS subchannel control messages specified in subclause 8.4 received over the general purpose MBMS subchannel of the MBMS bearer according to IETF RFC 3711 [16] and 3GPP TS 33.180 [18] using SRTP-MK, SRTP-MS and SRTP-MKI generated using the MSCCK and MSCCK-ID associated with the MBMS bearer as specified in subclause 13.2.

13.3.4 The controlling MCPTT function

The controlling MCPTT function:

1. if protection of media is negotiated, shall be transparent to RTP media streams and shall forward encrypted RTP media streams without decrypting the payload;
2. in an on-network group call of an MCPTT group which is not a constituent MCPTT group of a temporary MCPTT group:
 - A) if protection of floor control messages between the controlling MCPTT function and the participating MCPTT function is negotiated and the SPK and the SPK-ID are configured in the controlling MCPTT function:
 - i) shall encrypt floor control messages sent to the participating MCPTT function according to IETF RFC 3711 [16] and 3GPP TS 33.180 [18] using SRTP-MK, SRTP-MS and SRTP-MKI generated using the SPK and SPK-ID as specified in subclause 13.2; and
 - ii) shall decrypt floor control messages received from the participating MCPTT function according to IETF RFC 3711 [16] and 3GPP TS 33.180 [18] using SRTP-MK, SRTP-MS and SRTP-MKI generated using the SPK and SPK-ID as specified in subclause 13.2; and
 - B) if protection of media control messages between the controlling MCPTT function and the participating MCPTT function is negotiated and the SPK and the SPK-ID are configured in the controlling MCPTT function:
 - i) shall encrypt media control messages sent to the participating MCPTT function according to IETF RFC 3711 [16] and 3GPP TS 33.180 [18] using SRTP-MK, SRTP-MS and SRTP-MKI generated using the SPK and SPK-ID as specified in subclause 13.2; and
 - ii) shall decrypt media control messages received from the participating MCPTT function according to IETF RFC 3711 [16] and 3GPP TS 33.180 [18] using SRTP-MK, SRTP-MS and SRTP-MKI generated using the SPK and SPK-ID as specified in subclause 13.2;
3. in an on-network group call of an MCPTT group which is a constituent MCPTT group of a temporary MCPTT group:
 - A) if protection of floor control messages between the controlling MCPTT function and the non-controlling MCPTT function is negotiated and the SPK and the SPK-ID are configured in the controlling MCPTT function:
 - i) shall encrypt floor control messages sent to the non-controlling MCPTT function according to IETF RFC 3711 [16] and 3GPP TS 33.180 [18] using SRTP-MK, SRTP-MS and SRTP-MKI generated using the SPK and SPK-ID as specified in subclause 13.2; and

- ii) shall decrypt floor control messages received from the non-controlling MCPTT function according to IETF RFC 3711 [16] and 3GPP TS 33.180 [18] using SRTP-MK, SRTP-MS and SRTP-MKI generated using the SPK and SPK-ID as specified in subclause 13.2; and
- B) if protection of media control messages between the controlling MCPTT function and the non-controlling MCPTT function is negotiated and the SPK and the SPK-ID are configured in the controlling MCPTT function:
 - i) shall encrypt media control messages sent to the non-controlling MCPTT function according to IETF RFC 3711 [16] and 3GPP TS 33.180 [18] using SRTP-MK, SRTP-MS and SRTP-MKI generated using the SPK and SPK-ID as specified in subclause 13.2; and
 - ii) shall decrypt media control messages received from the non-controlling MCPTT function according to IETF RFC 3711 [16] and 3GPP TS 33.180 [18] using SRTP-MK, SRTP-MS and SRTP-MKI generated using the SPK and SPK-ID as specified in subclause 13.2; and
- 4. in an on-network private call:
 - A) if protection of floor control messages between the controlling MCPTT function and the participating MCPTT function is negotiated and the SPK and the SPK-ID are configured in the controlling MCPTT function:
 - i) shall encrypt floor control messages sent to the participating MCPTT function according to IETF RFC 3711 [16] and 3GPP TS 33.180 [18] using SRTP-MK, SRTP-MS and SRTP-MKI generated using the SPK and SPK-ID as specified in subclause 13.2; and
 - ii) shall decrypt floor control messages received from the participating MCPTT function according to IETF RFC 3711 [16] and 3GPP TS 33.180 [18] using SRTP-MK, SRTP-MS and SRTP-MKI generated using the SPK and SPK-ID as specified in subclause 13.2; and
 - B) if protection of media control messages between the controlling MCPTT function and the participating MCPTT function is negotiated and the SPK and the SPK-ID are configured in the controlling MCPTT function:
 - i) shall encrypt media control messages sent to the participating MCPTT function according to IETF RFC 3711 [16] and 3GPP TS 33.180 [18] using SRTP-MK, SRTP-MS and SRTP-MKI generated using the SPK and SPK-ID as specified in subclause 13.2;
 - ii) shall decrypt media control messages received from the participating MCPTT function according to IETF RFC 3711 [16] and 3GPP TS 33.180 [18] using SRTP-MK, SRTP-MS and SRTP-MKI generated using the SPK and SPK-ID as specified in subclause 13.2.

13.3.5 The non-controlling MCPTT function

The non-controlling MCPTT function:

1. if protection of media is negotiated, shall be transparent to RTP media streams and shall forward encrypted RTP media streams without decrypting the payload;
2. if protection of floor control messages between the non-controlling MCPTT function and the participating MCPTT function is negotiated and the SPK and the SPK-ID are configured in the non-controlling MCPTT function:
 - A) shall encrypt floor control messages sent to the participating MCPTT function according to IETF RFC 3711 [16] and 3GPP TS 33.180 [18] using SRTP-MK, SRTP-MS and SRTP-MKI generated using the SPK and SPK-ID as specified in subclause 13.2; and
 - B) shall decrypt floor control messages received from the participating MCPTT function according to IETF RFC 3711 [16] and 3GPP TS 33.180 [18] using SRTP-MK, SRTP-MS and SRTP-MKI generated using the SPK and SPK-ID as specified in subclause 13.2;
3. if protection of floor control messages between the non-controlling MCPTT function and the controlling CPTT function is negotiated and the SPK and the SPK-ID are configured in the non-controlling MCPTT function:

- A) shall encrypt floor control messages sent to the controlling MCPTT function according to IETF RFC 3711 [16] and 3GPP TS 33.180 [18] using SRTP-MK, SRTP-MS and SRTP-MKI generated using the SPK and SPK-ID as specified in subclause 13.2; and
 - B) shall decrypt floor control messages received from the controlling MCPTT function according to IETF RFC 3711 [16] and 3GPP TS 33.180 [18] using SRTP-MK, SRTP-MS and SRTP-MKI generated using the SPK and SPK-ID as specified in subclause 13.2;
- 4) if protection of media control messages between the non-controlling MCPTT function and the participating MCPTT function is negotiated and the SPK and the SPK-ID are configured in the non-controlling MCPTT function:
- A) shall encrypt media control messages sent to the participating MCPTT function according to IETF RFC 3711 [16] and 3GPP TS 33.180 [18] using SRTP-MK, SRTP-MS and SRTP-MKI generated using the SPK and SPK-ID as specified in subclause 13.2; and
 - B) shall decrypt media control messages received from the participating MCPTT function according to IETF RFC 3711 [16] and 3GPP TS 33.180 [18] using SRTP-MK, SRTP-MS and SRTP-MKI generated using the SPK and SPK-ID as specified in subclause 13.2; and
- 5) if protection of media control messages between the non-controlling MCPTT function and the controlling MCPTT function is negotiated and the SPK and the SPK-ID are configured in the non-controlling MCPTT function:
- A) shall encrypt media control messages sent to the controlling MCPTT function according to IETF RFC 3711 [16] and 3GPP TS 33.180 [18] using SRTP-MK, SRTP-MS and SRTP-MKI generated using the SPK and SPK-ID as specified in subclause 13.2; and
 - B) shall decrypt media control messages received from the controlling MCPTT function according to IETF RFC 3711 [16] and 3GPP TS 33.180 [18] using SRTP-MK, SRTP-MS and SRTP-MKI generated using the SPK and SPK-ID as specified in subclause 13.2.

14 SDP offer/ answer procedures

14.1 General

The capabilities described in subclause 4.3 are negotiated in the signalling and application plane using SDP offer / answer in SIP requests or SIP responses as specified in 3GPP TS 24.379 [2].

NOTE: If the group is configured for audio cut-in floor control the "mc_queueing" and the "mc_priority" attributes are ignored as specified in 3GPP TS 24.379 [2].

This clause describes the details of the SDP offer / answer procedures with regards to the MCPTT fmp attribute in the "m=application" m-line.

14.2 Generating an SDP offer

14.2.1 General

When the offerer generates an SDP offer, in order to negotiate the establishment of a media plane control channel, the offerer shall include a media description ("m=" line) associated with the media plane control channel. In addition, the offerer may associate an SDP fmp attribute with the media description.

NOTE: "Initial offer" refers to the offer when the media plane control channel is initially negotiated. It might, or might not, be the initial offer within the session.

14.2.2 "mc_queueing" fmp attribute

The MCPTT client shall include the "mc_queueing" fmp attribute in SDP offers when queueing of floor request is supported.

The controlling MCPTT function shall include the "mc_queueing" fmp attribute in SDP offers when queueing of floor request is supported.

The non-controlling MCPTT function shall include the "mc_queueing" fmp attribute in SDP offers if the controlling MCPTT included the "mc_queueing" fmp attribute in the SDP offer.

14.2.3 "mc_priority" fmp attribute

The MCPTT client shall include the "mc_priority" fmp attribute when a floor priority different than the default priority is required. The MCPTT client should base floor priority on the configured value in 3GPP TS 24.484 [13].

When inviting an MCPTT client or an MCPTT group to a pre-arranged group call, the controlling MCPTT function and the non-controlling MCPTT function shall include in the "mc_priority" fmp attribute with the value of the <user-priority> element in the <entry> element specified in 3GPP TS 24.481 [12].

14.2.4 "mc_granted" fmp attribute

The MCPTT client shall include the "mc_granted" fmp attribute in the SDP offer of an initial SIP INVITE request when it is acceptable for the MCPTT client to receive a granted indication in the SIP 200 (OK) response to an initial INVITE request.

NOTE: The use of "mc_granted" fmp attribute in the SDP offer in SIP requests does not replace or change the basic operation of Floor Granted message as described in clause 6.

14.2.5 "mc_implicit_request" fmp attribute

The MCPTT client shall include the "mc_implicit_request" fmp attribute when a SIP request shall be interpreted as an implicit floor request. If not explicitly stated in procedures in the present document or in procedures in 3GPP TS 24.379 [2] that the "mc_implicit_request" fmp attribute shall be included, the decision to include the "mc_implicit_request" fmp attribute or not, is an implementation option.

14.3 Generating the SDP answer

14.3.1 General

When the answerer receives an SDP offer, which contains a media description for a media plane control channel, the answerer shall include a media description associated with the media plane control channel in the answer. In addition, the answerer may associate an SDP fmp attribute with the media description. The SDP fmp attribute shall not include parameters that were not present in the associated SDP offer.

14.3.2 "mc_queueing" fmp attribute

The MCPTT client shall include the "mc_queueing" fmp attribute in SDP answers when queueing of floor request is supported.

The controlling MCPTT function shall include the "mc_queueing" fmp attribute in SDP answers when queueing of floor request is supported and the "mc_queueing" fmp attribute was included in the SDP offer.

The non-controlling MCPTT function shall include the "mc_queueing" fmp attribute in SDP answers if the controlling MCPTT function included the "mc_queueing" fmp attribute in the SDP offer.

NOTE: For MCPTT clients connected to the non-controlling MCPTT function, the determination of if queueing is supported or not is determine case by case using the Track Info field for each individual floor participant.

14.3.3 "mc_priority" fmp attribute

If the "mc_priority" fmp attribute is included in an SDP offer, the controlling MCPTT function:

1. if the <on-network-recvonly> element is present in the <entry> element as specified in 3GPP TS 24.481 [12] for the MCPTT user identified by the <entry> element, shall not include a "mc_priority" fmp attribute in the SDP answer;
2. if the <on-network-recvonly> element is not present in the <entry> element as specified in 3GPP TS 24.481 [12] for the MCPTT user identified by the <entry> element in the MCPTT group document:
 - a. shall determine the priority value to include in "mc_priority" fmp attribute of the SDP answer, by choosing the lowest value from the following inputs:
 - i. the value of floor priority in the "mc_priority" fmp attribute included in the SDP offer;
 - ii. the value of the <user-priority> element in the MCPTT group document as specified in 3GPP TS 24.481 [12]; and
 - iii. the value of the <num-levels-priority-hierarchy> element in the MCPTT service configuration document as specified in 3GPP TS 24.484 [13]; and
 - b. shall include the priority value determined above in step 2a, in the "mc_priority" fmp attribute of the SDP answer.

If the "mc_priority" fmp attribute is included in an SDP offer, the MCPTT client and the non-controlling MCPTT function shall return the value included in the SDP offer in the SDP answer.

14.3.4 "mc_granted" fmp attribute

If the "mc_granted" fmp attribute is included in an SDP offer, the controlling MCPTT function:

1. if the MCPTT call is not a temporary group session, may use the SIP 200 (OK) response to indicate that the implicit floor request is granted; and
2. if the MCPTT call is a temporary group session, shall not indicate that the implicit floor request is granted.

NOTE: A MCPTT group call is a temporary group session when the <on-network-temporary> element is present in the <list-service> element as specified in 3GPP TS 24.481 [12].

If the controlling MCPTT function grants the implicit request and decide to use the SIPP 200 (OK) response to grant the implicit request, the controlling MCPTT function shall include the "mc_granted" fmp attribute in the SDP answer.

If the controlling MCPTT function decides not to grant the implicit request, the controlling MCPTT function shall not include the "mc_granted" fmp attribute in the SDP answer.

14.3.5 "mc_implicit_request" fmp attribute

If the "mc_implicit_request" fmp attribute is included in an SDP offer, the MCPTT server shall accept the initial INVITE request to be an implicit request for floor unless the MCPTT client is joining a chat group call or an ongoing pre-arranged call and include the "mc_implicit_request" fmp attribute in responses to the SIP request.

14.3.6 "mc_ssrc" fmp attribute

If the "ssrc" media attribute is included in an SDP offer and the SIP request shall be interpreted as an implicit floor request ("mc_implicit_request" fmp attribute is included), the MCPTT server shall return the value included in the SDP offer or a new ssrc value if a collision is detected or if the associated SDP offer does not indicate the ssrc value then the server can determine an appropriate value in the SDP answer of "mc_ssrc" fmp attribute irrespective of whether "mc_granted" fmp attribute is present or not in the application m-line.

14.4 Offerer processing of the SDP answer

When the offerer receives an SDP answer, if an SDP fmtp attribute is associated with the media description associated with the media plane control channel, and if the attribute contains attribute parameters that were not present in the associated offer, the offerer shall discard those attribute parameters.

14.5 Modifying the media plane control channel

When an offerer generates a subsequent SDP offer, the offerer follows the rules for generating an initial offer, as described in subclause 14.2, with the exception that the offerer shall not include the 'mc_granted' SDP fmtp attribute parameter in a subsequent offer. No semantics has been defined for the 'mc_granted' attribute parameter in a subsequent offer.

For the 'mc_implicit_request' semantic is only defined for a subsequent SDP offer when upgrading from normal to an emergency call using an SIP re-INVITE request as specified in 3GPP TS 24.379 [2].

14.6 The use of SDP offer / answer procedures in off-network mode

14.6.1 General

The MCPTT client can negotiate the capabilities used in a private call using PRIVATE CALL SETUP REQUEST message and PRIVATE CALL ACCEPT message as specified in 3GPP TS 24.379 [2]. The PRIVATE CALL SETUP REQUEST message contains the SDP offer and the PRIVATE CALL ACCEPT message contains the SDP answer.

When initiating a group call or a broadcast group call using the GROUP CALL ANNOUNCEMENT message or GROUP CALL BROADCAST message as specified in 3GPP TS 24.379 [2] the capabilities to be used during the call cannot be negotiated.

14.6.2 fmtp attribute "mc_queueing"

When initiating a private call and if the MCPTT client supports queueing of floor requests, the MCPTT client shall include the fmtp attribute "mc_queueing" in the SDP offer.

When an MCPTT client accepting the invitation to the private call receives an SDP offer containing the fmtp attribute "mc_queueing" and if the MCPTT client supports queueing of floor requests, the MCPTT client shall include the fmtp attribute "mc_queueing" in the SDP answer.

When initiating a group call and if queueing of floor requests is supported, the MCPTT client shall include the fmtp attribute "mc_queueing" in the SDP offer.

NOTE: Participants in a group call where queueing is used acknowledge the support of queueing in the Floor Indicator field in the Floor Request message.

Annex A (informative): Signalling flows

A.1 Scope of signalling flows

This annex gives examples of signalling flows for media plane such as:

1. On-network floor control signalling flows;
2. Off-network floor control signalling flows;
2. Pre-established session control signalling; and
3. MBMS subchannel control signalling flows.

These signalling flows provide detailed signalling flows, which expand on the overview information flows provided in 3GPP TS 23.379 [5].

A.2 Introduction

A.2.1 General

The signalling flows provided in this annex follow the methodology developed in this specification.

A.2.2 Key required to interpret signalling flows

In order to differentiate between messages for floor control, pre-established call session control, MBMS subchannel control messages, SIP messages and RTP media packets, the notation in figure A.2.2-1 is used.

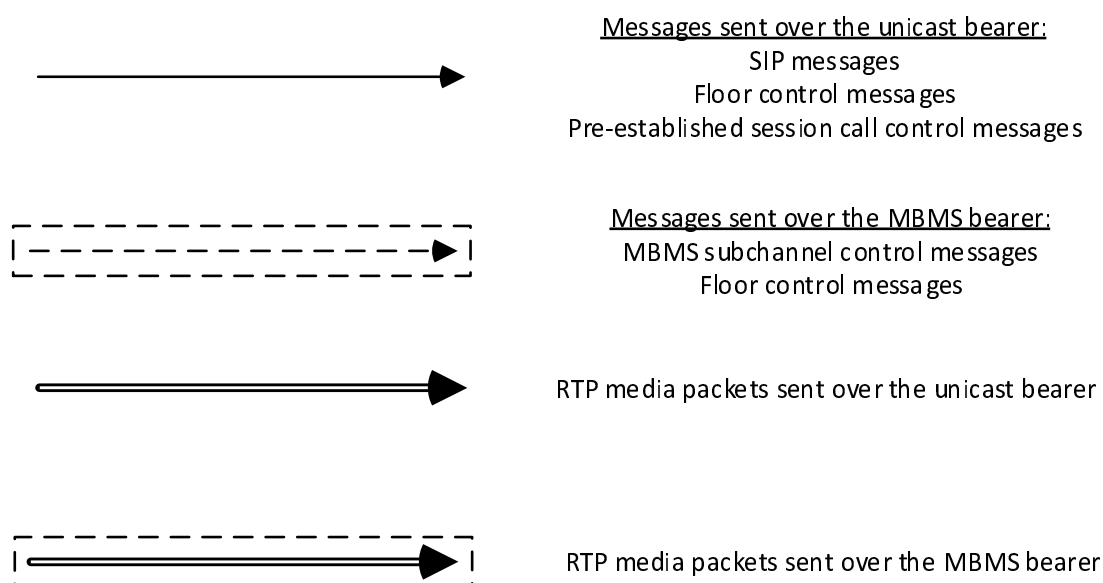


Figure A.2.2-1: Signalling flow notation

A.3 On-network floor control signalling flows

A.3.1 General

The following subclauses contain the following on-network example flows:

1. Floor request when the floor is idle in subclause A.3.2;
2. Floor request when floor is taken and queueing is not applied in subclause A.3.3;
3. Floor request when floor is taken and queueing is applied in subclause A.3.4; and
4. Pre-emptive floor request when floor is taken in subclause A.3.5.

A.3.2 Floor request when the floor is idle

Figure A.3.2-1 illustrates a case a user request floor and is granted the floor during an ongoing MCPTT call.

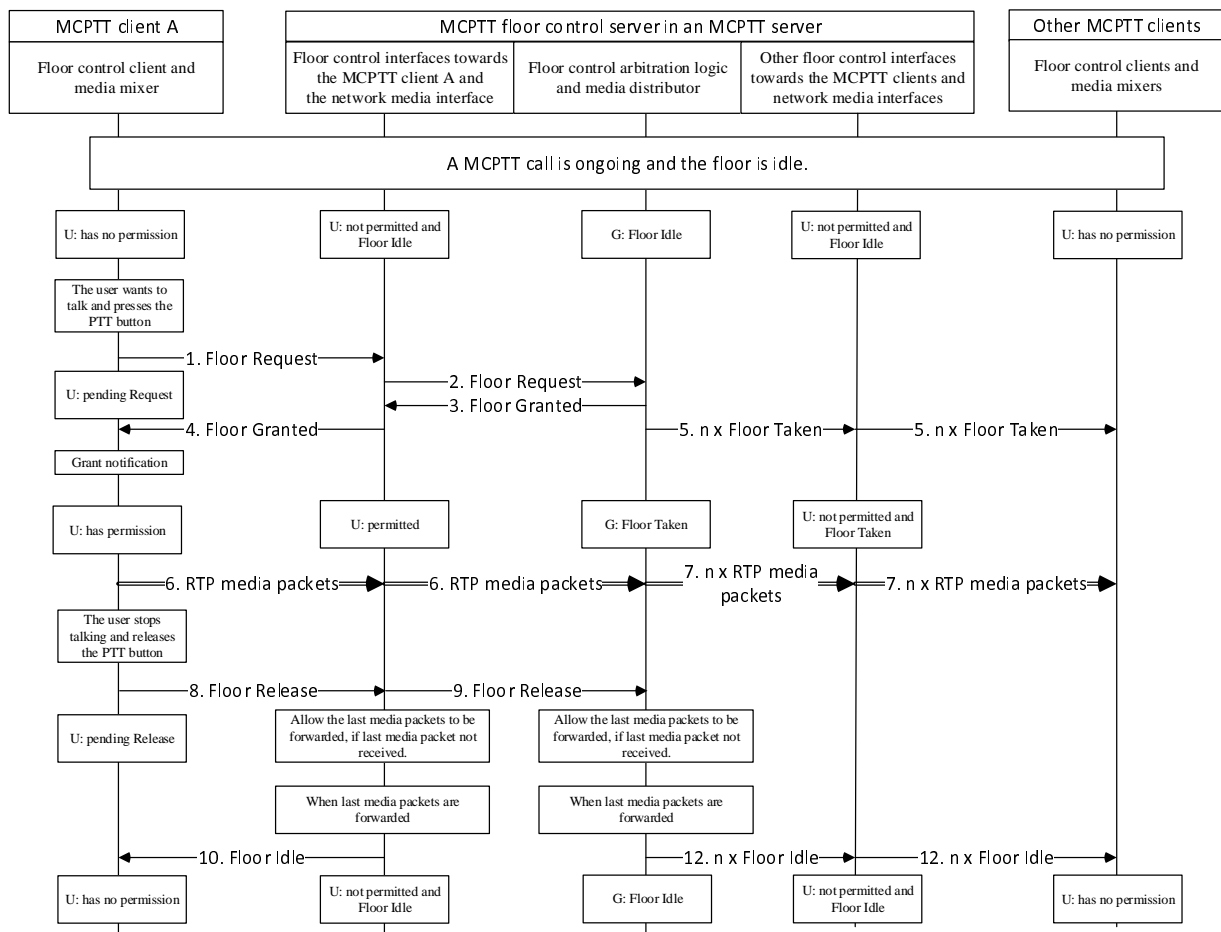


Figure A.3.2-1: Floor request when the floor is idle

The user at MCPTT client A wants to talk and presses the push-to-talk button.

The steps of the flow are as follows:

1. The floor participant in the MCPTT client A sends a Floor Request message to the floor control server.

2. When the floor control interface towards the MCPTT client A receives the Floor Request message in the 'U: not permitted and Idle' state the Floor Request message is forwarded to the floor control arbitration logic.
3. When the floor control arbitration logic receives the Floor Request message in the 'G: Idle' state, the floor request is authorized. If the floor request is authorized, the floor control arbitration logic sends the Floor Grant message to the floor control interface towards the MCPTT client A and changes the state to 'G: Floor Taken'.
4. The floor control interface towards the MCPTT client A forwards the Floor Grant message to the floor participant in the associated MCPTT client and changes the state to 'U: permitted'.
5. The floor control arbitration logic sends a Floor Taken message to all other participants in the MCPTT call via the other floor control interfaces towards the MCPTT clients.

When the Floor Taken message is received by the other floor control interfaces towards the MCPTT clients the Floor Taken message is forwarded to the floor participant in the associated MCPTT client and the state is changed to the 'U: not permitted and Taken' state.

6. On receipt of the Floor Grant message the floor participant in the associated MCPTT client provides a grant notification to the MCPTT user, changes the state to 'U: has permission' and the MCPTT client A starts to forward RTP media packets towards the MCPTT server.
7. The media distributor distributes the RTP media packets to all other MCPTT clients in the MCPTT call.
8. When the user at MCPTT client A stops talking and releases the push-to-talk button the floor participant in the MCPTT client A sends a Floor Release message to the floor control server and enter the 'U: pending Release' state.
9. When the floor control interface towards the MCPTT client A receives the Floor Release message the Floor Release message is forwarded to the floor control arbitration logic. The floor control interface towards the MCPTT client A allows the last RTP media packets to be forwarded to the media distributor in the MCPTT server.
10. When the last RTP media packet is forwarded to the media distributor in the MCPTT server the floor control interface towards the MCPTT client A sends the Floor Idle message to the floor participant in associated MCPTT client A and changes the state to 'U: not permitted and Floor Idle'.
11. When the floor control arbitration logic receives the Floor Release message the last RTP media packets are allowed to be forwarded.
12. When the last RTP media packets are distributed by the media distributor the floor control arbitration logic sends a Floor Idle message to all participants in the MCPTT call with the exception of the MCPTT client that was permitted to send media and changes state to 'G: Floor Idle'. The Floor Idle message is forwarded by the other floor control interface towards MCPTT clients. The state in the other floor control interface towards MCPTT clients is changed to 'U: not permitted and Floor Idle'.

A.3.3 Floor request when floor is taken and queueing is not applied

Figure A.3.3-1 illustrates a case when a user request floor when the floor is taken and queueing is not applied in the MCPTT call.

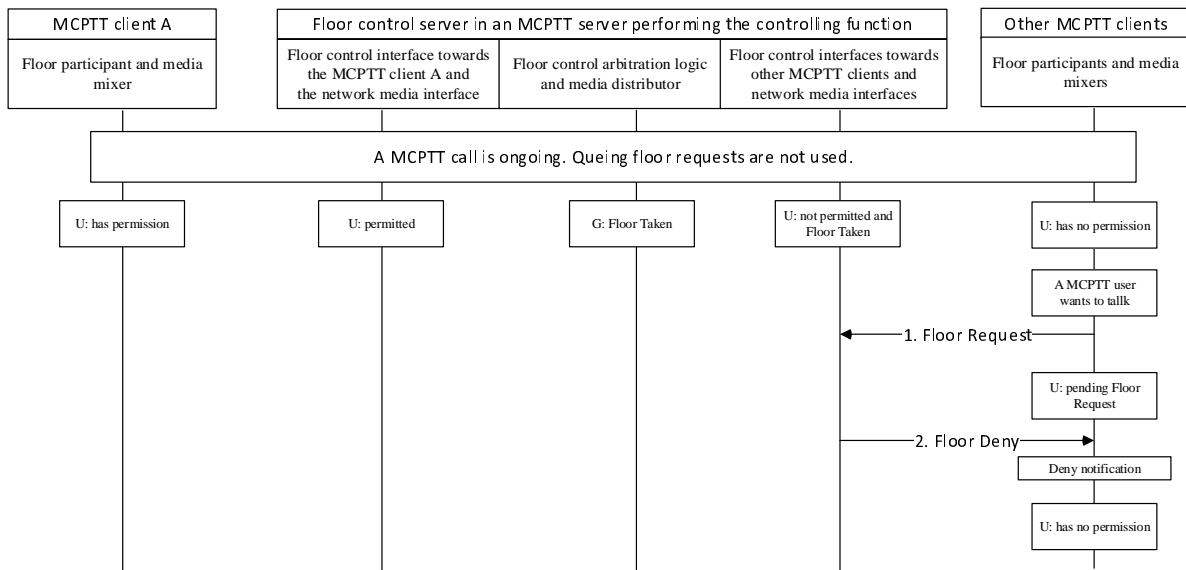


Figure A.3.3-1: Floor request when floor is taken when queuing is not applied

One of the users in the MCPTT call wants to speak and presses the push-to-talk when the floor is already taken by the MCPTT client A.

1. The floor participant in one of the other MCPTT clients sends the Floor Request message towards the floor control server. The Floor participant enters the 'U: pending Floor Request' state.
2. When one of the other floor control interface towards MCPTT clients receives a Floor Request message in the 'U: not permitted and Taken' state and if:
 - the floor request does not include higher priority than the current user permitted to talk requested; and
 - when queuing of floor requests are not negotiated;

then the other floor control interface towards MCPTT clients send a Floor Deny message towards the floor participant in the associated MCPTT client.

When the floor participant in the associated MCPTT client receives the Floor Deny message, the floor participant provides a deny notification to the user. The Floor participant enters the 'U: has no permission' state.

A.3.4 Floor request when floor is taken and queueing is applied

Figure A.3.4-1 illustrates a case when a user request floor when the floor is taken and queueing is applied in the MCPTT call.

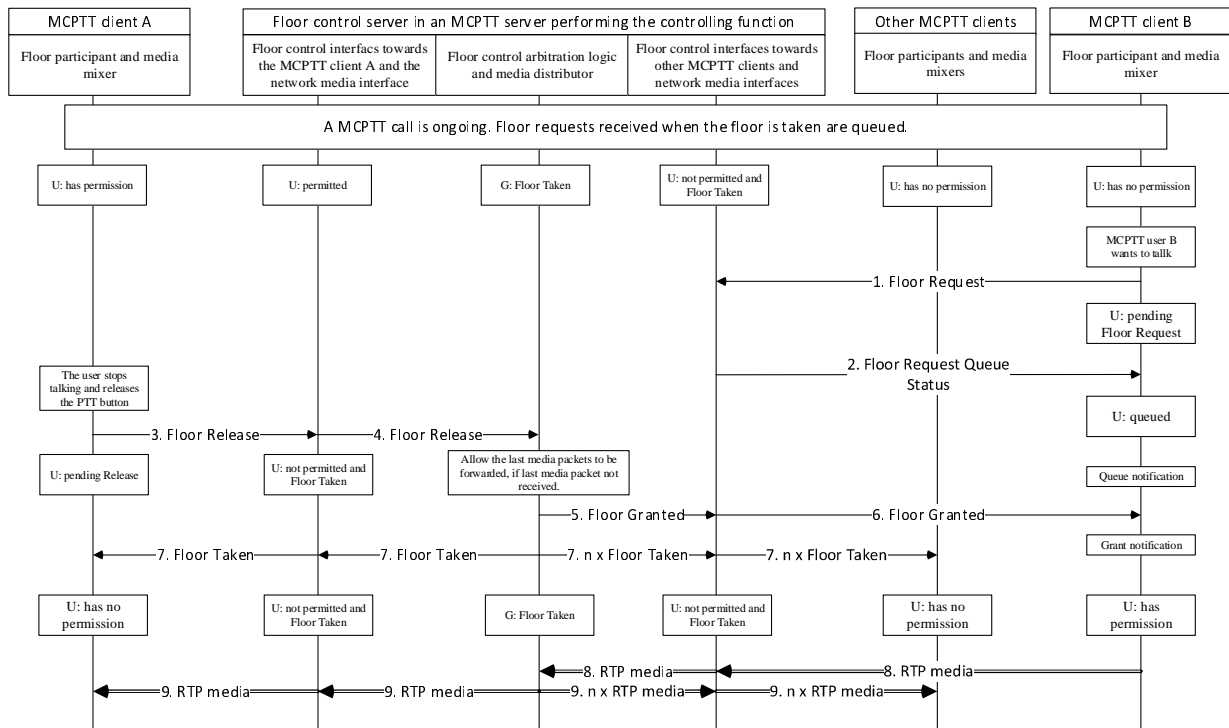


Figure A.3.4-1: Floor request when floor is taken and queuing applied

The users at MCPTT client B wants to speak and presses the push-to-talk when the floor is already taken by the MCPTT client A.

The steps of the flow is as follows:

1. The floor participant in the MCPTT client B sends the Floor Request message towards the floor control server.
2. When the floor control interface towards the MCPTT client B receives a Floor Request message in the 'U: not permitted and Taken' state and if:
 - a. the floor request does not include higher priority than the user already permitted to talk requested; and
 - b. when queueing of floor requests are negotiated as specified in clause 14;

then the floor control interface towards the MCPTT client B queues the Floor Request message and sends a Floor Queue Position Info message towards the floor participant in the MCPTT client B.

When the floor participant in MCPTT client B receives the Floor Queue Position Info message the floor participant provides a queuing indications to the user and enter the 'U: queued' state.

3. When the user at MCPTT client A stops talking and releases the push-to-talk button the floor participant in the MCPTT client A sends a Floor Release message to the floor control server and enter the 'U: pending Release' state.
4. When the floor control interface towards the MCPTT client A receives the Floor Release message the Floor Release message is forwarded to the floor control arbitration logic.
5. When the floor control arbitration logic receives the Floor Release message the last RTP media packets are allowed to be forwarded. When the last RTP media packets are distributed the floor control arbitration logic checks the floor request queue. In this example there is one floor request in the queue and a Floor Grant message is sent towards the floor participant in the MCPTT client B.
6. The floor control interface towards MCPTT client B interface forwards the message to the floor participant in MCPTT client B and changes the state to 'U: permitted'.

- The floor control arbitration logic sends a Floor Taken message to all other participants in the MCPTT call via the other floor control interfaces towards MCPTT clients.

When the Floor Taken message is received by the other floor control interface towards MCPTT clients Floor Taken message is forwarded to the floor participants in the associated MCPTT client. The floor participant in the MCPTT client A changes the state to the 'U: not permitted and Taken' state.

- On receipt of the Floor Grant message the floor participant in MCPTT client B provides a grant notification to the MCPTT user, changes the state to 'U: has permission' and the MCPTT client A starts to forward RTP media packets towards the MCPTT server.
- The media distributor distributes the RTP media packets to all other MCPTT clients in the MCPTT call.

A.3.5 Pre-emptive floor request when floor is taken

Figure A.3.5-1 shows the message flow when a user with pre-emptive priority request floor when the floor is already taken by another user.

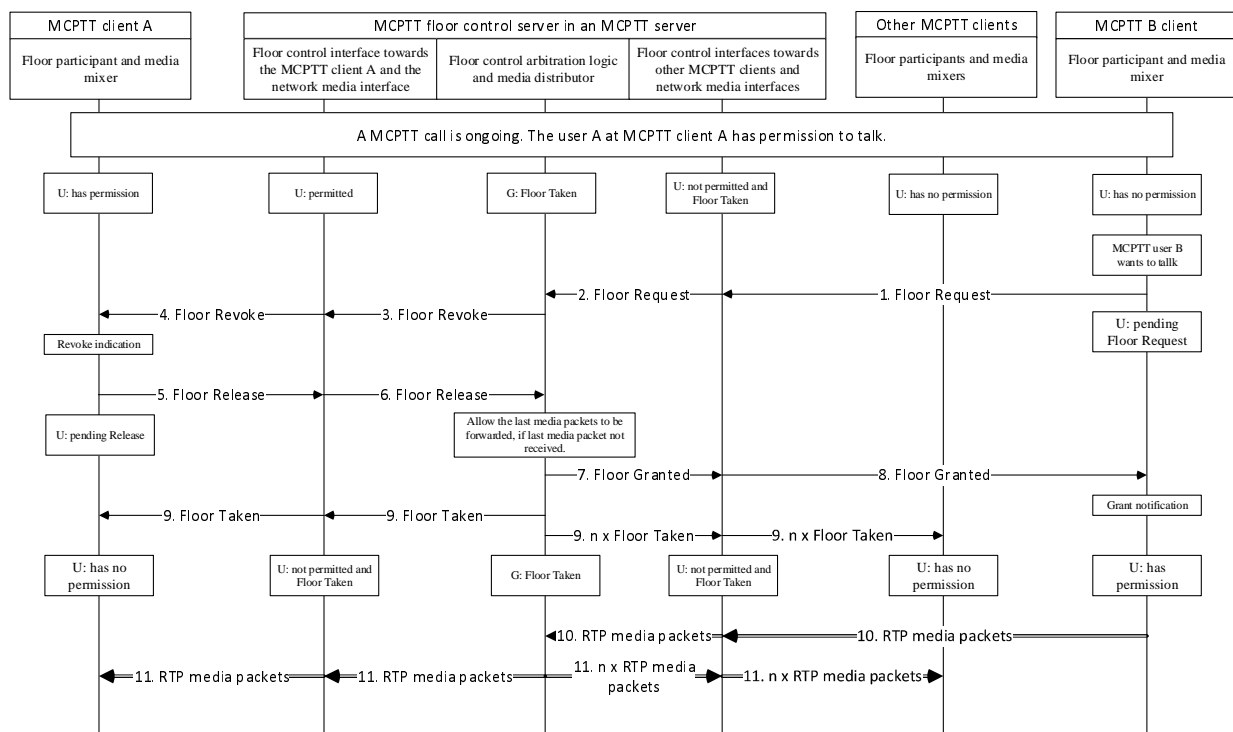


Figure A.3.5-1: Pre-emptive floor request when floor is taken

The user at MCPTT client B wants to interrupt the user at the MCPTT client presses the push-to-talk indicating a pre-emptive priority.

The steps of the flow are as follows:

- The floor participant in the MCPTT client B sends the Floor Request message towards the floor control server. The message includes a pre-emptive priority.
- When the floor control interface towards MCPTT client interface in the MCPTT server receives a Floor Request message in the 'U: not permitted and Taken' state and since the Floor Request message includes a higher pre-emptive priority than the user that is already permitted to send media the floor control interface towards the MCPTT client sends the Floor Request message to the floor control server arbitration logic.
- When the floor control server arbitration logic receives the Floor Request message with the high pre-emptive priority, the floor control server arbitration logic revokes the current talker's permission to talk by sending a Floor Revoke message to the floor control interface towards the MCPTT client A.

4. The floor control interface towards MCPTT client A forwards the Floor Revoke message to the floor participant in MCPTT A.
5. When the floor participant in the MCPTT client A receives the Floor Revoke message, the floor participant provides a floor revoke indication to the MCPTT user, sends a Floor Release message and changes the state to 'U: pending Release'.
6. When the floor control interface towards the MCPTT client A receives the Floor Release message, the Floor Release message is forwarded to the floor control server arbitration logic.
7. When the floor control arbitration logic receives the Floor Release message the last RTP media packets are allowed to be received. When the last RTP media packets are distributed the floor control arbitration logic sends a Floor Grant message towards the floor control interface towards the MCPTT client B.
8. The floor control interface towards MCPTT client receives the Floor Grant message the Floor Grant message is sent to the floor participant in MCPTT client B and changes the state to 'U: permitted'.
9. The floor control arbitration logic sends a Floor Taken message to all other participants in the MCPTT call via the other floor control interfaces towards the MCPTT clients.

When the Floor Taken message is received by the other floor control interfaces to MCPTT clients the Floor Taken message is forwarded to the floor participant in the associated MCPTT client. The floor participant in the MCPTT client A changes the state to the 'U: not permitted and Taken' state.
10. On receipt of the Floor Grant message the floor participant in MCPTT client B provides a grant notification to the MCPTT user, changes the state to 'U: has permission' and the MCPTT client A starts to forward RTP media packets towards the MCPTT server.
11. The media distributor in the MCPTT server distributes the RTP media packets to all other MCPTT clients in the MCPTT call.

A.4 Off-network floor control signalling flows

A.4.1 General

This subclause provides the following message flow examples:

1. floor request when the floor is idle is shown in subclause A.4.2.1;
2. floor request when floor is taken and queuing of floor requests is not applied is shown in subclause A.4.2.2;
3. floor request when floor is taken and queuing of floor requests is applied is shown in subclause A.4.2.3; and
4. pre-emptive floor request when floor is taken is shown in subclause A.4.2.4.

A.4.2 Off-network floor control during an MCPTT group call

A.4.2.1 Floor request when the floor is idle

Figure A.4.2.1-1 illustrates a user's floor request when the floor is idle i.e. there is no floor arbitrator.

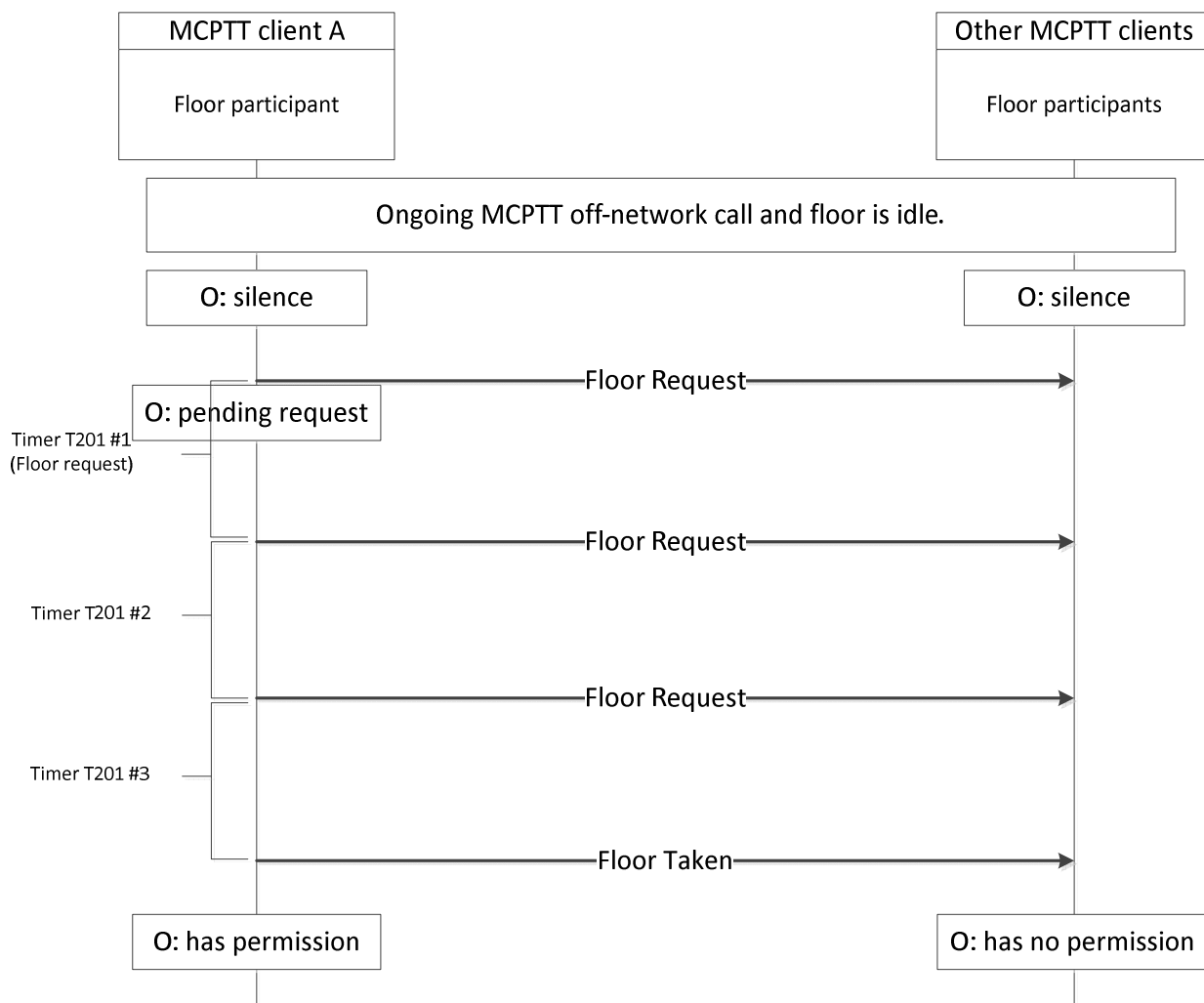


Figure A.4.2.1-1: Floor request when the floor is idle

The user at MCPTT client A wants to talk and presses the push-to-talk button.

The steps of the flow are as follows:

1. The floor participant in the MCPTT client A sends a Floor Request message towards other MCPTT clients and starts timer T201 (Floor Request). MCPTT client A moves to ‘O: pending request’ state.
2. On expiry of T201 (Floor Request) MCPTT client A re-sends the Floor Request message and restarts timer T201 (Floor Request). This step has to be repeated for a pre-configured number of times (3 times in the example figure) before assuming that the floor is idle.
3. On the expiry of the last iteration of timer T201 (Floor Request), MCPTT client A sends a Floor Taken message towards other MCPTT client and assumes the role of floor arbitrator. MCPTT client A moves to ‘O: has permission state’.
4. On receiving Floor Taken message, all other MCPTT clients move to ‘O: has no permission state’.

A.4.2.2 Floor request when floor is taken and queueing of floor requests is not applied

Figure A.4.2.2-1 illustrates a user's floor request when the floor is taken and queueing is not applied in the MCPTT call.

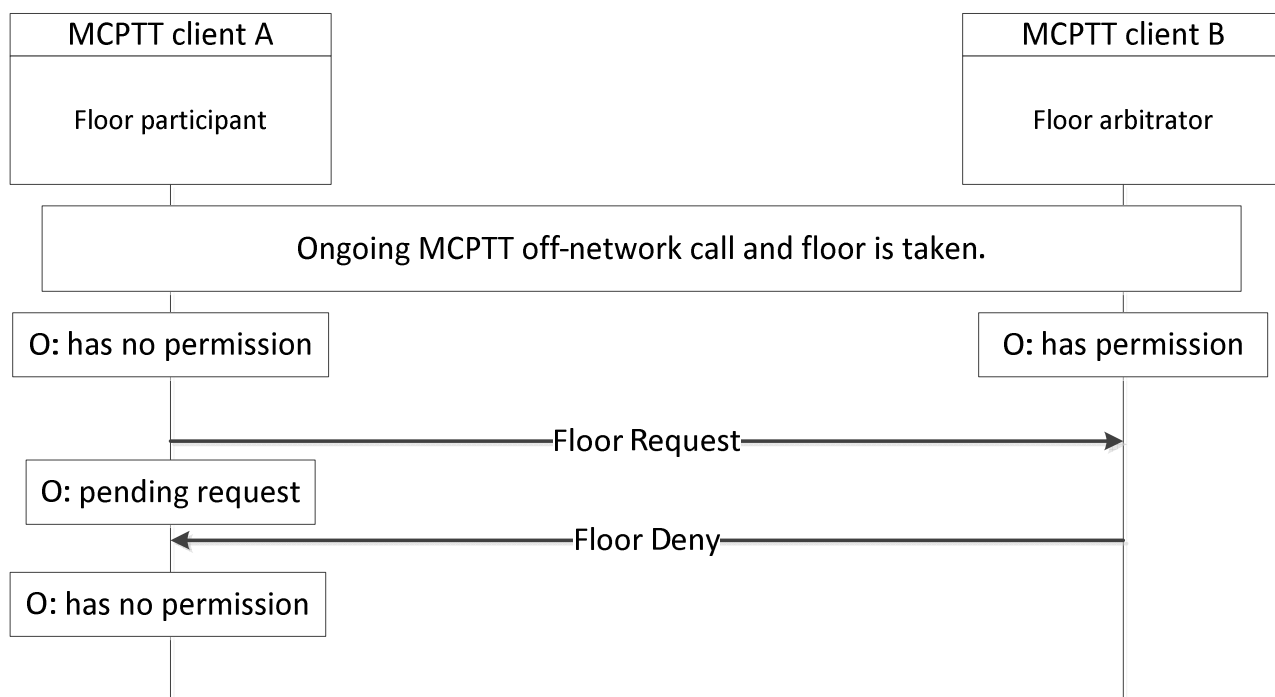


Figure A.4.2.2-1: Floor request when floor is taken when queuing is not applied

One of the users in the MCPTT call wants to speak and presses the push-to-talk when the floor is already taken by the MCPTT client B and queuing is not applied.

1. The floor participant in MCPTT client A sends the Floor Request message towards other MCPTT clients. The Floor participant enters the 'O: pending request' state.
2. On receiving Floor Request message, MCPTT client B sends a Floor Deny message with MCPTT client A's ID towards all MCPTT clients.
3. On receiving Floor Deny message, MCPTT client A moves back to 'O: has no permission' state.

A.4.2.3 Floor request when floor is taken and queuing is applied

Figure A.4.2.3-1 illustrates a user's floor request when the floor is taken and queuing is applied in the MCPTT call.

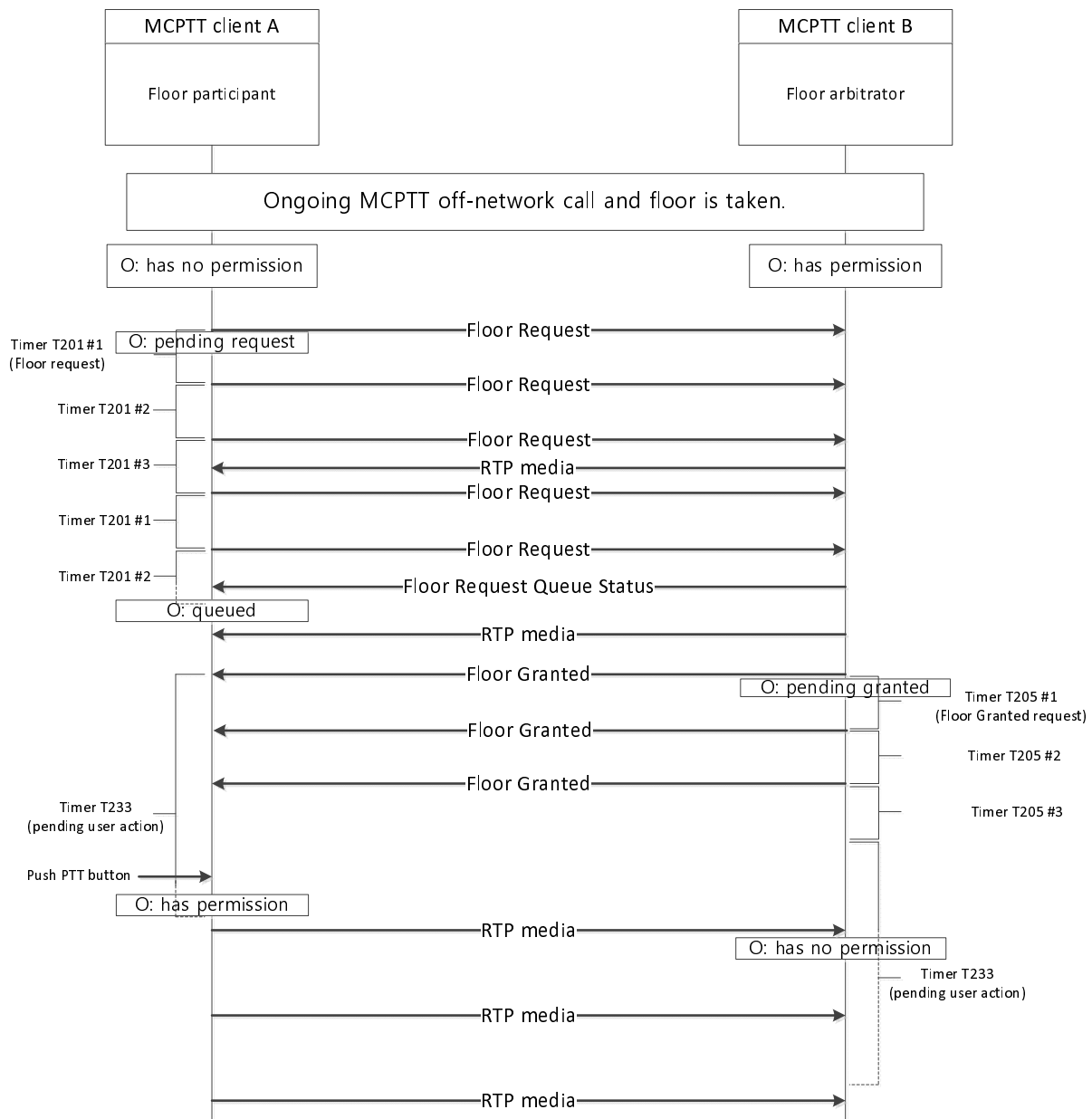


Figure A.4.2.3-1: Floor request when floor is taken and queuing applied

The users at MCPTT client A wants to speak and presses the PTT button when the floor is already taken by the MCPTT client B.

The steps of the flow are as follows:

1. The floor participant in the MCPTT client A sends the Floor Request message towards other MCPTT clients. MCPTT client A moves to 'O: pending request' state and starts timer T201 (Floor Request).
2. On expiry of timer T201 (Floor Request) MCPTT client A re-sends the Floor Request message and restarts timer T201 (Floor Request). This step has to be repeated for a pre-configured number of times before assuming that the floor is idle.
3. Receiving RTP media indicates that the floor is taken and a floor arbitrator is present. Sending multiple requests till a reply to the request is received helps reduce conflicts. Therefore, the counter associated to T201 (Floor Request) is reset every time RTP media is received.
4. On receiving Floor Queue Position Info message from the floor arbitrator, MCPTT client A stops timer T201 (Floor Request) and moves to 'O: queued' state. Any RTP media received in this state is rendered.

5. When the user at MCPTT client B indicates to terminate RTP media transmission, MCPTT client B sends Floor Granted message to the next (MCPTT client A) in queue. MCPTT client B start timer T205 (Floor Granted request) and moves to ‘O: pending grant’ state.
6. On receiving Floor Granted message, MCPTT client A starts timer T233 (pending user action) and waits for user to indicate start of RTP media transmission.
7. On expiry of timer T205 (Floor Granted) MCPTT client B re-sends the Floor Granted message and restarts timer T205 (Floor Granted). This step has to be repeated for a pre-configured number of times while no media is received from MCPTT client A.
8. Upon expiry of timer T205 (Floor Granted) for a preconfigured number of times, MCPTT client B starts timer T233 (pending user action), waiting for RTP media from MCPTT client A.
9. MCPTT client A stops timer T233 (pending user action) upon user action. MCPTT client A moves to ‘O: has permission’ state and starts transmission of RTP media as floor arbitrator.
10. On receiving RTP media from MCPTT client A, MCPTT client B stops timer T233 (pending user action) and moves to ‘O: has no permission’ state.

A.4.2.4 Pre-emptive floor request when floor is taken

Figure A.4.2.4-1 shows the message flow when a user requests floor with a pre-emptive priority when the floor is already taken.

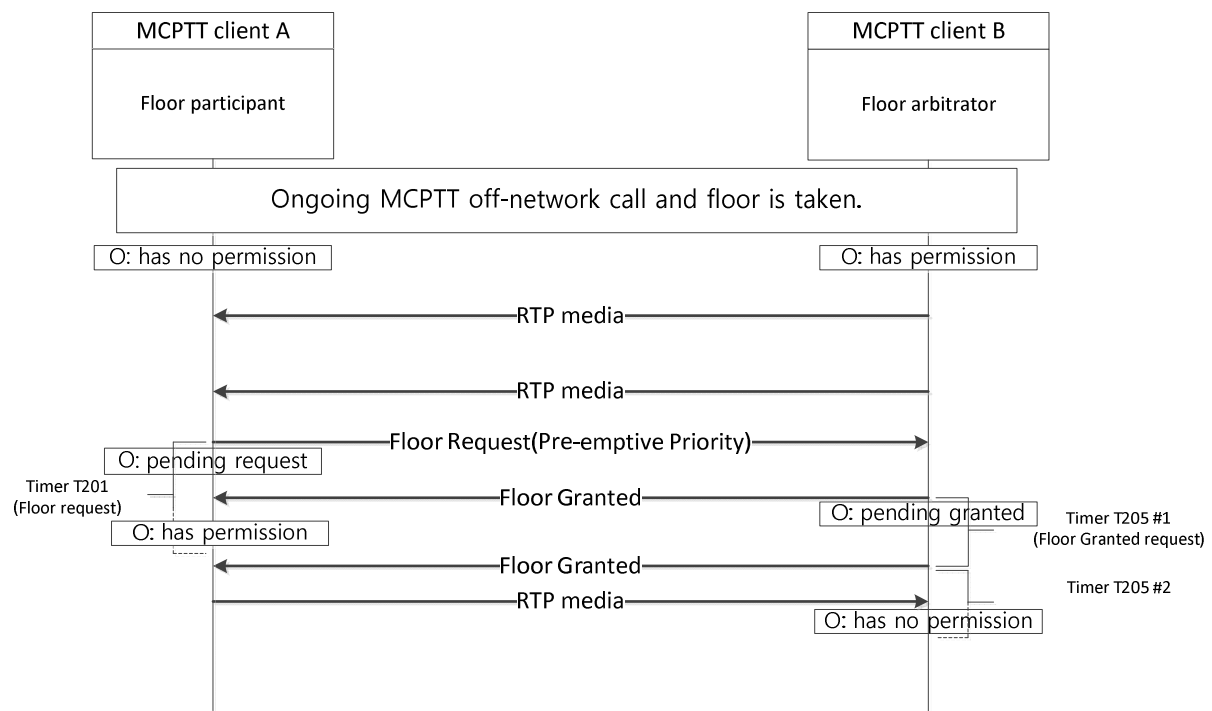


Figure A.4.2.4-1: Pre-emptive Floor request

The user at MCPTT client A, with higher priority than the current floor arbitrator, wants to speak and presses the push-to-talk when the floor is taken by the MCPTT client B.

The steps of the flow are as follows:

1. The floor participant in the MCPTT client A sends the pre-emptive Floor Request message towards other MCPTT clients and starts timer T201 (Floor Request). MCPTT client A moves to ‘O: pending request’ state.
2. Upon receiving a higher priority floor request, MCPTT client B sends Floor Granted message and start timer T205 (Floor Granted request) . Any RTP media transmission is stopped and MCPTT client B moves to ‘O: pending grant’ state. User at MCPTT client B can be notified of the pre-emption and any RTP media transmission is stooped.

3. On expiry of timer T205 (Floor Granted) the MCPTT client B re-sends the Floor Granted message and restarts timer T205 (Floor Granted). This step has to be repeated for a pre-configured number of times, if no RTP media from MCPTT client A.
4. MCPTT client A moves to 'O: has permission' state and assumes the role of floor arbitrator upon receiving Floor Granted message.
5. On receiving RTP media from MCPTT client A, MCPTT client B stops timer T205 (Floor Granted) and moves to 'O: has no permission' state.

A.5 Pre-established session signalling flows

A.5.1 General

In the following subclauses signalling flows are presented for sample procedures related to the call setup and the call release when pre-established session is used.

The behaviour of an originating and terminating client is specified in subclause 9.2. The behaviour of the participating MCPTT function is specified in subclause 9.3

The behaviour of the controlling MCPTT function is specified in 3GPP TS 24.379 [2]

Only the names of the messages are indicated on the signal flow arrows. The information elements of each message can be found in subclause 9.2 and subclause 9.3 for media plane control messages and in 3GPP TS 24.379 [2] for SIP messages.

The signalling flow diagrams also indicate the state of the MCPTT client and the participating MCPTT function in the state machines specified in subclause 9.2 and subclause 9.3 respectively.

When the call initialization is accepted additional floor control dialogue is also indicated in the signalling flow.

The following signalling flows are provided:

1. call initialization at the originating side when the initialization is accepted (subclause A.5.2.1);
2. call initialization at the originating side when the initialization is rejected (subclause A.5.2.2);
3. call initialization at the termination side when call is accepted (subclause A.5.2.3); and
4. call release (subclause A.5.3).

A.5.2 Call Initialization

A.5.2.1 Originating Side when initialization accepted

Figure A.5.2.1-1 illustrates the flow of MBCP messages when the call initiation request sent by an originating MCPTT client is accepted by the controlling MCPTT function. In this diagram it is assumed that the call initiation request includes implicit floor request.

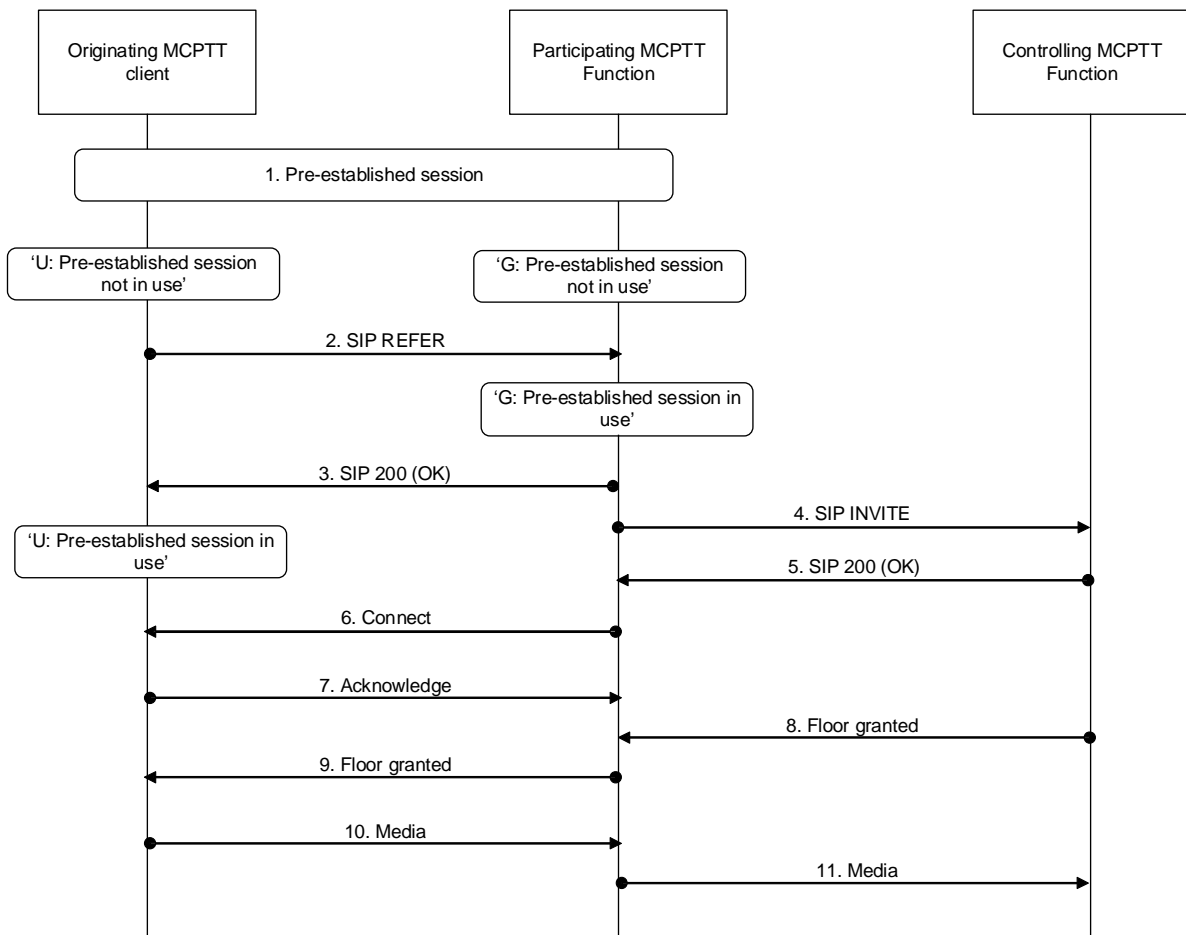


Figure A.5.2.1-1: Call initialization accepted; originating side

One of the users with a pre-established session initiates a call and the call is accepted by the controlling MCPTT function. Steps 1 to 5 are conducted using SIP messages (see 3GPP TS 24.379 [2]).

1. A pre-established session is created between the origination MCPTT user and the participating MCPTT server. The MCPTT client is in 'U: Pre-established session not in use' state and the participating MCPTT function is in 'G: Pre-established session not in use' state.
2. The origination MCPTT client initiates a call as described in 3GPP TS 24 379 [2] by sending a SIP REFER message. The participating MCPTT function enters into 'G: Pre-established session in use' state.
3. The participating MCPTT function sends SIP 200 (OK) to the originating MCPTT client and then the originating MCPTT client enters into 'U:Pre-established session in use' state.
- 4-5.The participating MCPTT function sends a SIP INVITE message to the controlling MCPTT function and receives the SIP 200 (OK) response from the controlling MCPTT function.
6. The participating MCPTT server sends a 'Connect' message to the Originating MCPTT client.
7. The originating MCPTT client responds with an Acknowledge (accepted) message.
8. The controlling MCPTT server grants the floor to the originating MCPTT client by sending a Floor Granted message
9. The participating MCPTT server forwards the Floor Granted message to the originating MCPTT client
10. The originating MCPTT clients starts sending the media packets.
11. The participating MCPTT server forwards the media packets to the controlling MCPTT server.

A.5.2.2 Originating Side when initialization rejected

Figure A.5.2.2-1 illustrates the flow of MBCP messages when the call initiation request by an originating MCPTT client is rejected.

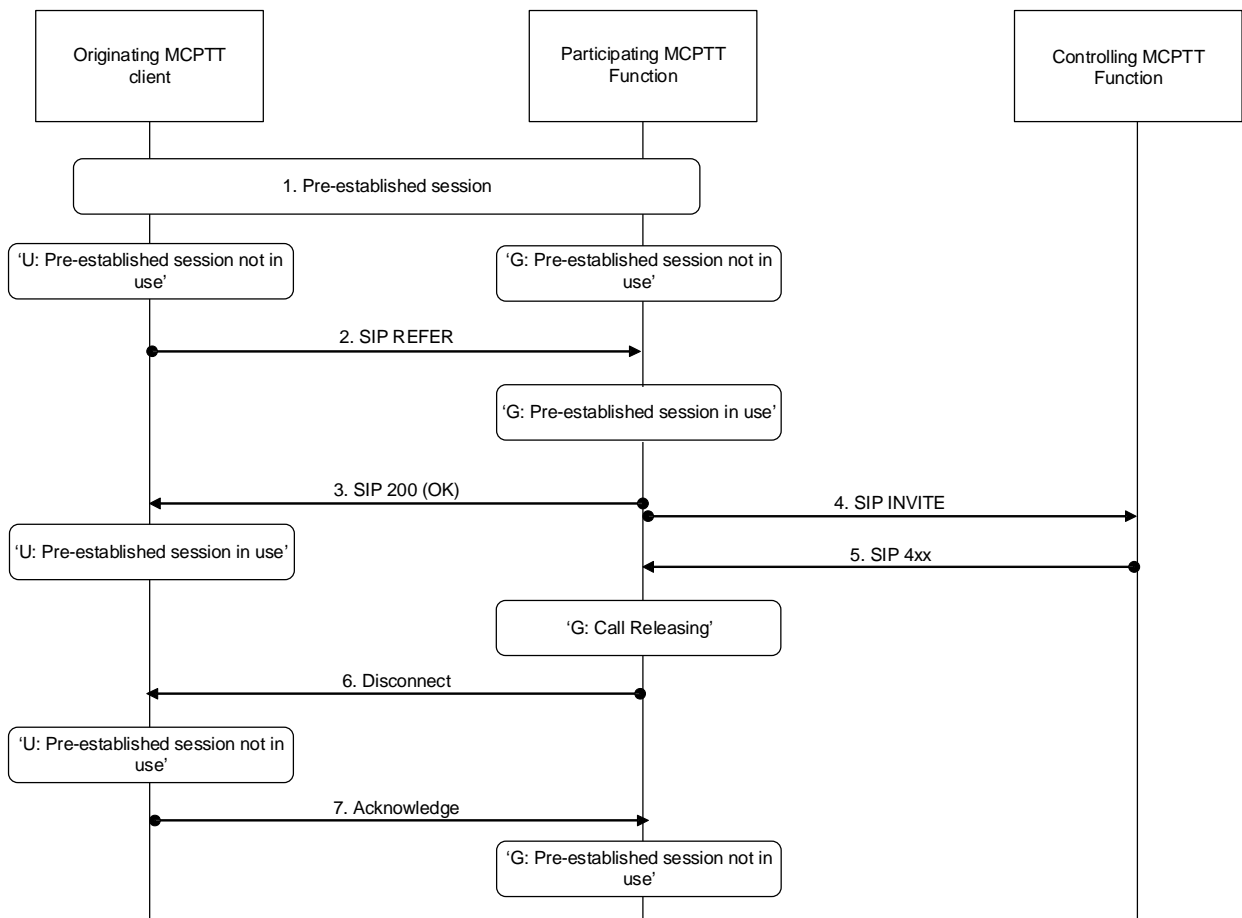


Figure A.5.2.2-1: Call initialization rejected

One of the users with a pre-established session initiates a call and the call is rejected by the controlling MCPTT function. Steps 1- 5 are conducted using SIP messages (see 3GPP TS 24.379 [2]).

1. A pre-established session is created between the origination MCPTT client and the participating MCPTT server. The MCPTT client is in "U:Pre-established session not in use" state and the participating MCPTT function is in 'G: Pre-established session not in use' state.
2. The origination MCPTT client initiates a call as described in 3GPP TS 24.379 [2] by sending a SIP REFER message. The participating MCPTT function enters into 'G:Pre-established session in use' state.
3. The participating MCPTT function sends SIP 200 (OK) to the originating MCPTT client and then the originating MCPTT client enters into 'U:Pre-established session in use' state.
- 4-5. The participating MCPTT function sends a SIP INVITE message to the controlling MCPTT function and receives SIP 4xx response from the controlling MCPTT function. The participating MCPTT function enters into 'G: Call Releasing' state.
6. The participating MCPTT server sends a Disconnect message to the originating MCPTT client. The originating MCPTT client enters into 'U: Pre-established session not in use' state.
7. The originating MCPTT client responds with an Acknowledge message. After receiving the Acknowledge message the participating MCPTT function enters into 'G:Pre-established session not in use' state.

A.5.2.3 Termination Side when call initialization accepted

Figure A.5.2.3-1 illustrates the flow of MBCP messages when the call initiation is informed to the terminating MCPTT client. In this figure it is assumed that the call initiation request includes implicit floor request. Although the figure shows only one terminating MCPTT client, the messaging takes place with each one of the terminating MCPTT clients with a pre-established session.

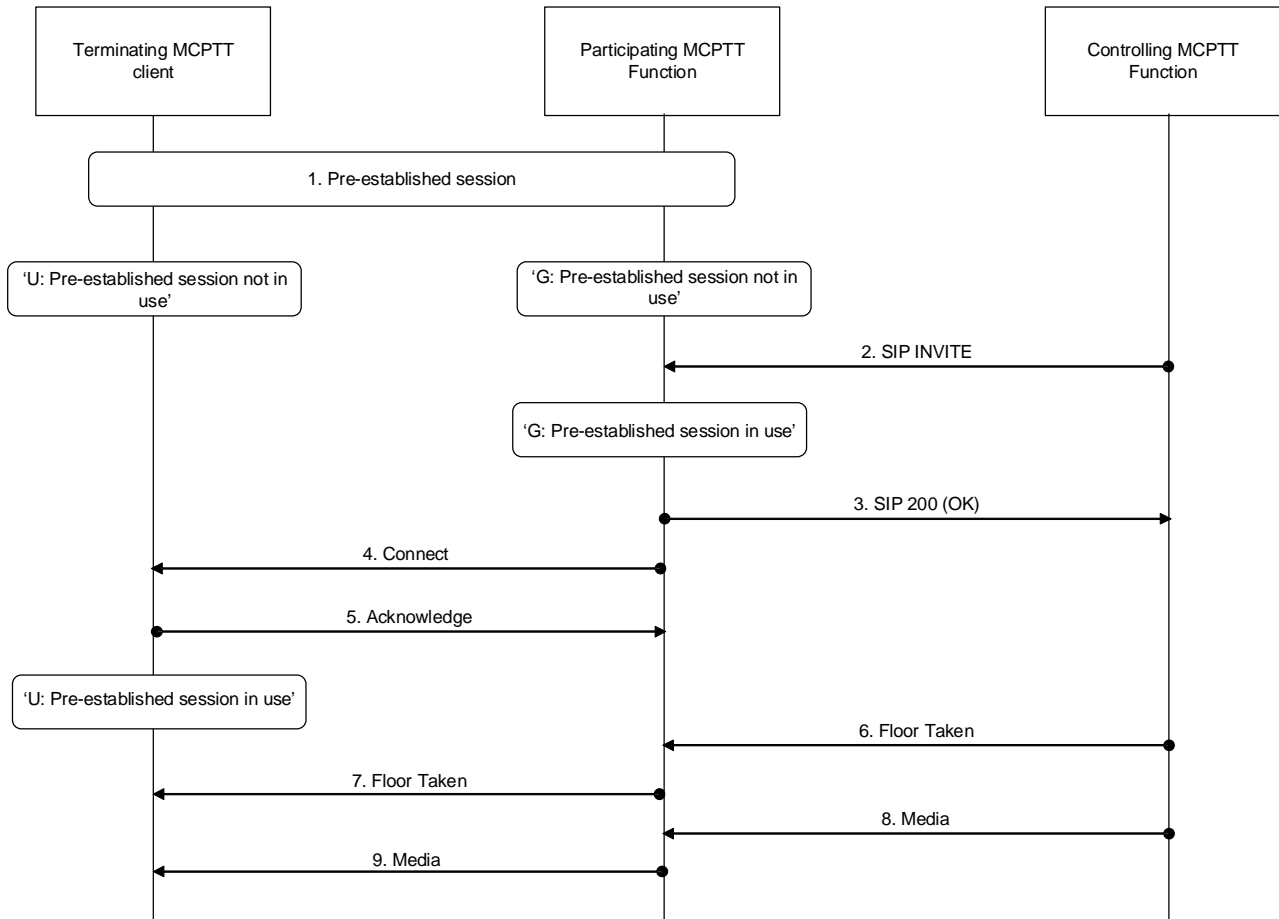


Figure A.5.2.3-1: Call initialization accepted; terminating side

When a call initiation is accepted by the controlling MCPTT function, the terminating MCPTT client(s) with pre-established session is (are) informed. Steps 1 to 3 are conducted using SIP messages (see 3GPP TS 24.379 [2]).

1. A pre-established session is created between the terminating MCPTT user and the participating MCPTT server. The MCPTT client is in 'U: Pre-established session not in use' state and the participating MCPTT function is in 'G: Pre-established session not in use' state.
2. The controlling MCPTT server informs the participating MCPTT server the call initiation by sending an SIP INVITE message. The participating MCPTT function enters into 'G: pre-established session in use' state.
3. The participating MCPTT function sends SIP 200 (OK) to the controlling MCPTT function.
4. The participating MCPTT function sends a Connect message to the terminating MCPTT client.
5. The terminating MCPTT client responds with an Acknowledge message. The terminating MCPTT client enters into 'U:Pre-established session in use' state.
6. The controlling MCPTT server informs that the floor is granted to another MCPTT client by sending a Floor Taken message
7. The participating MCPTT server forwards the Floor Taken message to the originating MCPTT client

8. The controlling MCPTT server starts distributing the media packets sent by the talking MCPTT client.
9. The participating MCPTT server forwards the media packets to the terminating MCPTT client.

A.5.3 Call release

Figure A.5.3-1 illustrates the flow of MBCP messages when the call is released but the pre-established session used by this call is preserved.

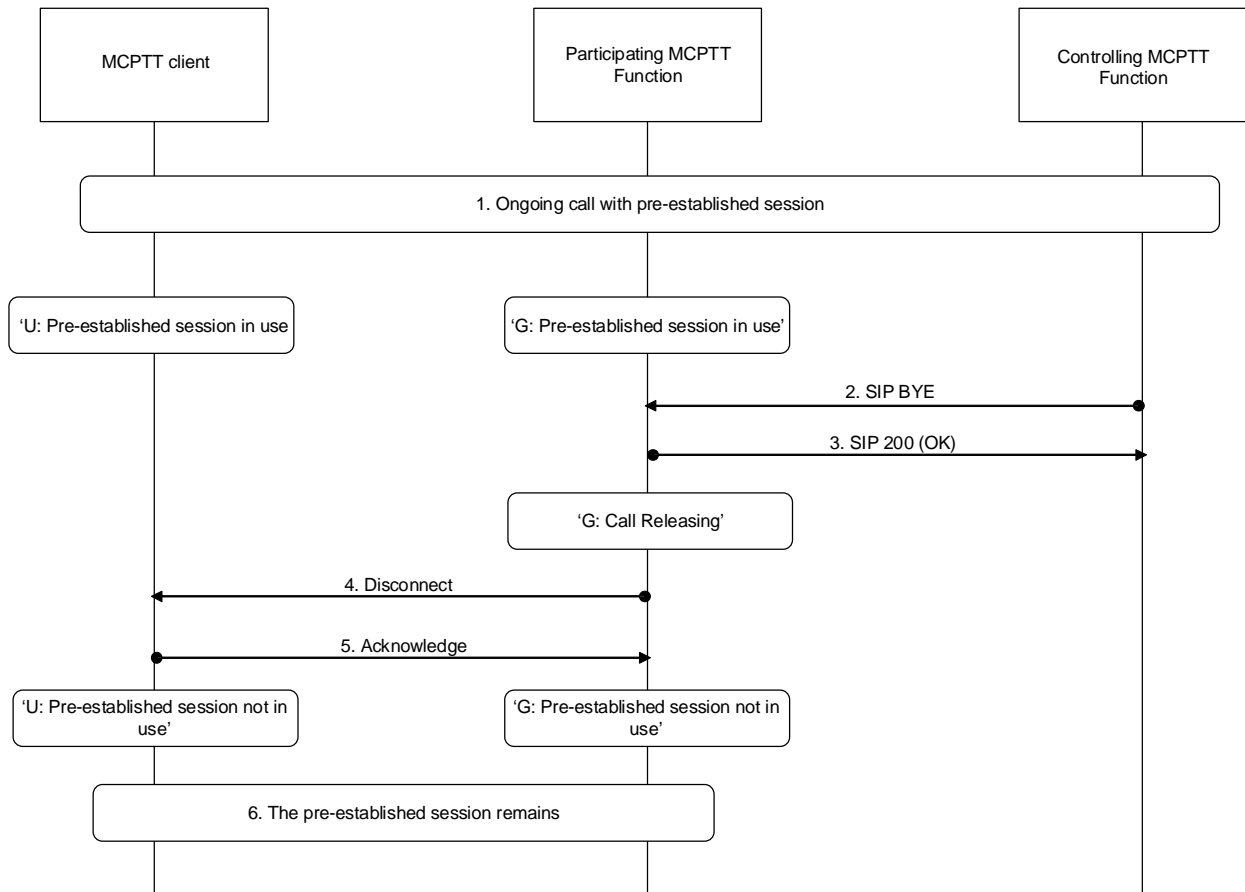


Figure A.5.3-1: Call release for a call with pre-established session

A call with a pre-established session is released by preserving the pre-established session used by this call. Steps 2 and 3 are conducted using SIP messages (see 3GPP TS 24.379 [2]).

1. A call using a pre-established session is being conducted. The MCPTT client is in 'U:Pre-established session in use' state and the participating MCPTT function is in 'G: Pre-established session in use' state.
2. The call release decision is taken by the controlling MCPTT function and informed to the participating MCPTT function as described in 3GPP TS 24.379 [2] by sending a SIP BYE message.
3. The participating MCPTT function sends an SIP ACK message to the controlling MCPTT function and enters into 'G: Call Releasing' state.
4. The participating MCPTT server sends a Disconnect message to the MCPTT client of this pre-established session.
5. The MCPTT client sends an Acknowledge message to the participating MCPTT server. The MCPTT client enters to 'U: Pre-established session not in use' state and the participating MCPTT function is in 'G: Pre-established session not in use' state.

6. The pre-established session between the MCPTT client and the participating MCPTT server is preserved.

A.6 MBMS subchannel control signalling flows

A.6.1 General

The following subclauses describe examples of how an MBMS bearer is managed during group call.

The following signalling flows are provided:

- announcing MBMS subchannels (subclause A.6.2);
- initiating a conversation and requesting floor, originating side (subclause A.6.3); and
- releasing floor and ending a conversation (subclause A.6.4).

A.6.2 Announcing MBMS subchannels

This subclause contains an example message flow illustrating how the participating MCPTT function announces MBMS subchannels.

The pre-requisites to the flow are:

1. The MCPTT client participates in an ongoing group session. The group session can be either a chat group session or a pre-arranged group session.
2. There is no conversation ongoing, i.e. the floor is idle.
3. The group session has a small number of participants that depending on the availability of MBMS subchannels can use a MBMS subchannel or the unicast bearer when in an MBMS service area.

Figure A.6.2-1 shows the message flow.

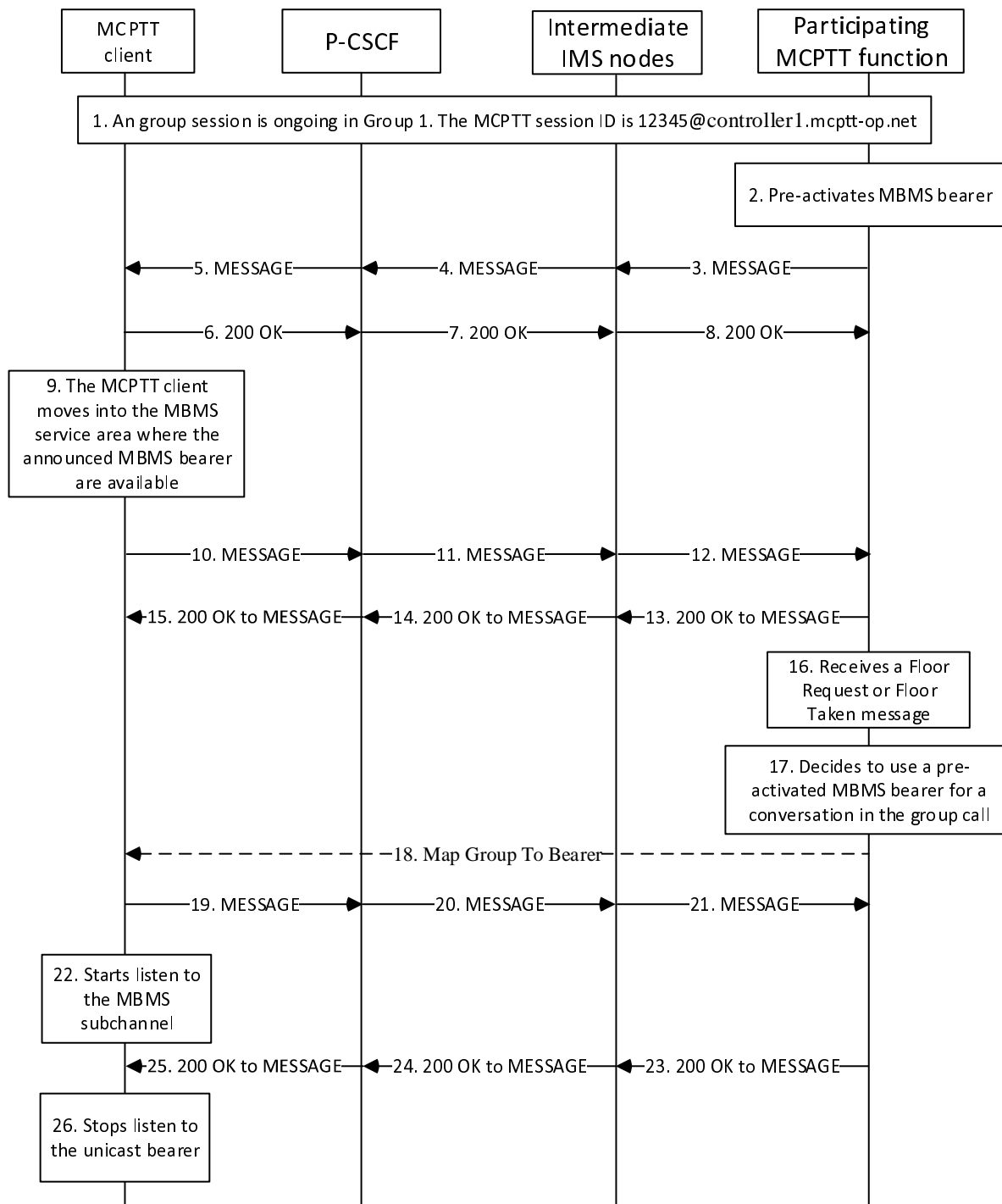


Figure A.6.2-1: Announcing MBMS subchannels

The steps of the message flow are as follows:

1. A group session is ongoing. This can be a chat group or a pre-arranged group. The MCPTT session identity for this group is 12345@controller1.mcptt-op.net.
2. The participating MCPTT function pre-activates MBMS bearers. The trigger for doing this is implementation dependent but can be a result of received location reports from MCPTT clients served by the participating MCPTT function.

- 3-5. The participating MCPTT functions sends a SIP MESSAGE request to a selected number of MCPTT clients. This can happen exactly after a pre-activated MBMS bearer is created or when an MCPTT client registers or an MCPTT user affiliates to a group. The SIP MESSAGE request contains:
- a. the "application/vnd.3gpp.mcptt-mbms-usage-info" MIME body with:
 - i. a reference to media line in the "application/sdp" MIME body where the general purpose MBMS subchannels are defined in the <SDP-ref> element; and
 - ii. one or more <announcement> elements where each announcement contains:
 - A. TMGI in the <TMGI> element identifying the announcement;
 - B. QCI in the <QCI> element;
 - C. if multiple carrier are supported, frequency in the <frequency> element;
 - D. a list of MBMS service areas in the <mbms-service-areas> element;
 - b. an "application/sdp" MIME body with:
 - i. one "a=audio ..." media line containing the relevant media-line attributes. Where:
 - A. the IP address is set the unspecified address (0.0.0.0), if IPv4, or to a domain name within the ".invalid" DNS top-level domain; and
 - B. the port number is set to "9".
 - ii. one "a=application ..." media line to be used as the general purpose MBMS subchannel; and
 - iii. optionally, one or more "a=application ..." media lines to be used as the MBMS subchannel for floor control.
- 6-8. The MCPTT client acknowledges the SIP MESSAGE request by means of the SIP 200 (OK) response.
9. The MCPTT client moves into an MBMS service area where the announced MBMS bearer is available.
- 10-12. The MCPTT client sends a SIP MESSAGE request containing the "application/vnd.3gpp.mcptt-mbms-usage-info" MIME body containing:
- a. the <mbms-listening-status> element set to the value "listening"; and
 - b. the <general-purpose> set to "true".
- 13-15. The participating MCPTT function acknowledges the SIP MESSAGE request by means of the SIP 200 (OK) response.
16. The participating MCPTT server receives a Floor Request message from one of the served MCPTT clients or a Floor Taken message from the controlling MCPTT function indicating that a conversation is started in the group session.
17. The participating MCPTT function decides to use one of the MBMS subchannels in the pre-activated MBMS bearer for the conversation in the group session.
18. The participating MCPTT function sends the Map Group to Bearer messages over the general purpose MBMS subchannel, the Map Group To Bearer message contains:
- a. the TMGI in the TMGI field;
 - b. the MCPTT Group Identity field in the MCPTT Group ID field;
 - c. the MBMS Subchannel field containing:
 - i. the TMGI,
 - ii. a reference to which media line to be used for audio; and

- ii. optionally, a reference to the media line specifying the "m=application ...". If this reference is absent, floor control messages are sent over the MBMS subchannel used for audio.

19-21. The MCPTT client sends a SIP MESSAGE request containing the "application/vnd.3gpp.mcptt-mbms-usage-info" MIME body containing:

- a. the <mbms-listening-status> element set to the value "listening";
- b. the <mcptt-session-id> set to 12345@controller1.mcptt-op.net; and
- c. the TMGI;

22. The MCPTT client starts listen to the MBMS subchannel(s) indicated in the Map Group To Bearer message. Note that RTP media packets can now be received over both the MBMS subchannel and the unicast channel (the same applies for floor control messages) and the MCPTT client needs to ignore duplicated RTP media packets and floor control messages.

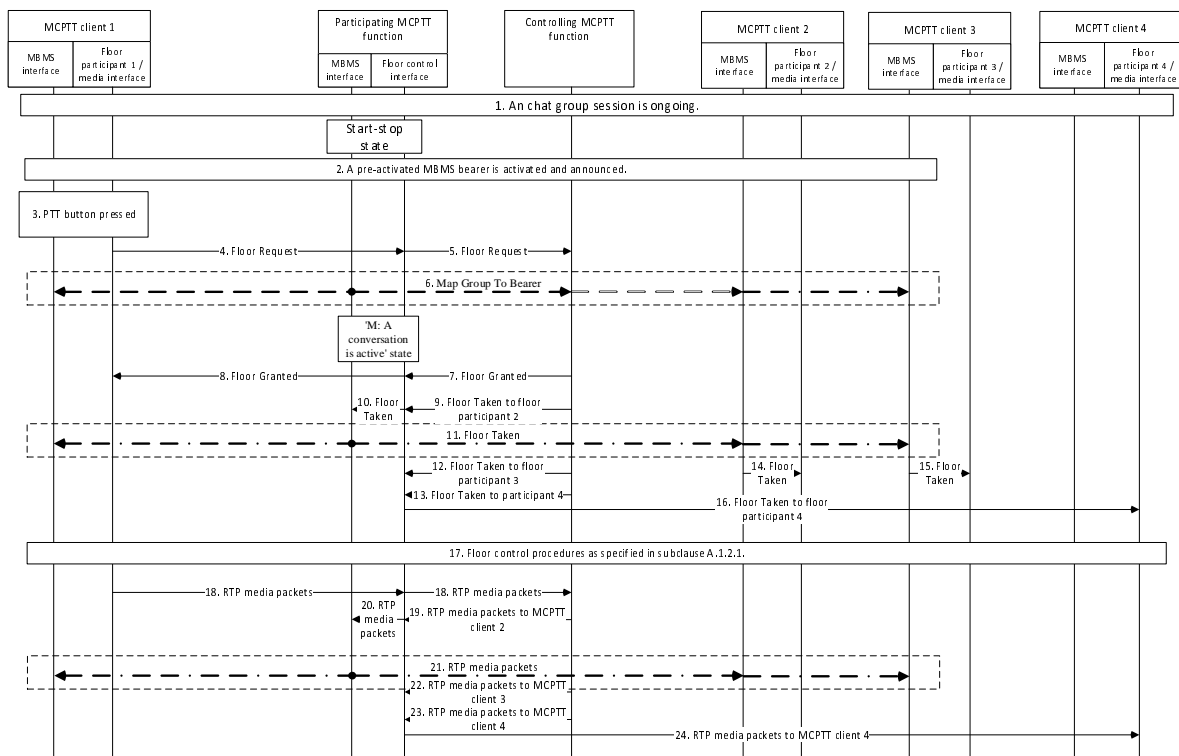
23-25. The participating MCPTT function acknowledge with a 200 (OK) response to the SIP MESSAGE request.

26. When the MCPTT client receives the SIP 200 (OK) response the MCPTT client stops listen to the unicast bearer.

A.6.3 Initiating a conversation and requesting floor, originating side

This subclause shows the signalling flow when an MCPTT client starts a conversation in an ongoing group session using a pre-activated MBMS bearer.

Figure A.6.3-1 shows the signalling flow.



NOTE: The arrows and boxes with dotted lines represent events sent over the MBMS bearer.

Figure A.6.3-1: Initiating a conversation and requesting floor

The MCPTT clients 1 to 4 participate in a group session. All MCPTT clients are served by the same participating MCPTT function. The MCPTT clients 1 to 3 are within an area where an MBMS bearer is available. The MCPTT client 4 is outside this area and can only use a unicast bearer.

A MBMS subchannel exists and associated with a general purpose media plane control channel which can be used to deliver MBMS subchannel control messages of any group in this MBMS service area.

The steps of the flow are as follows:

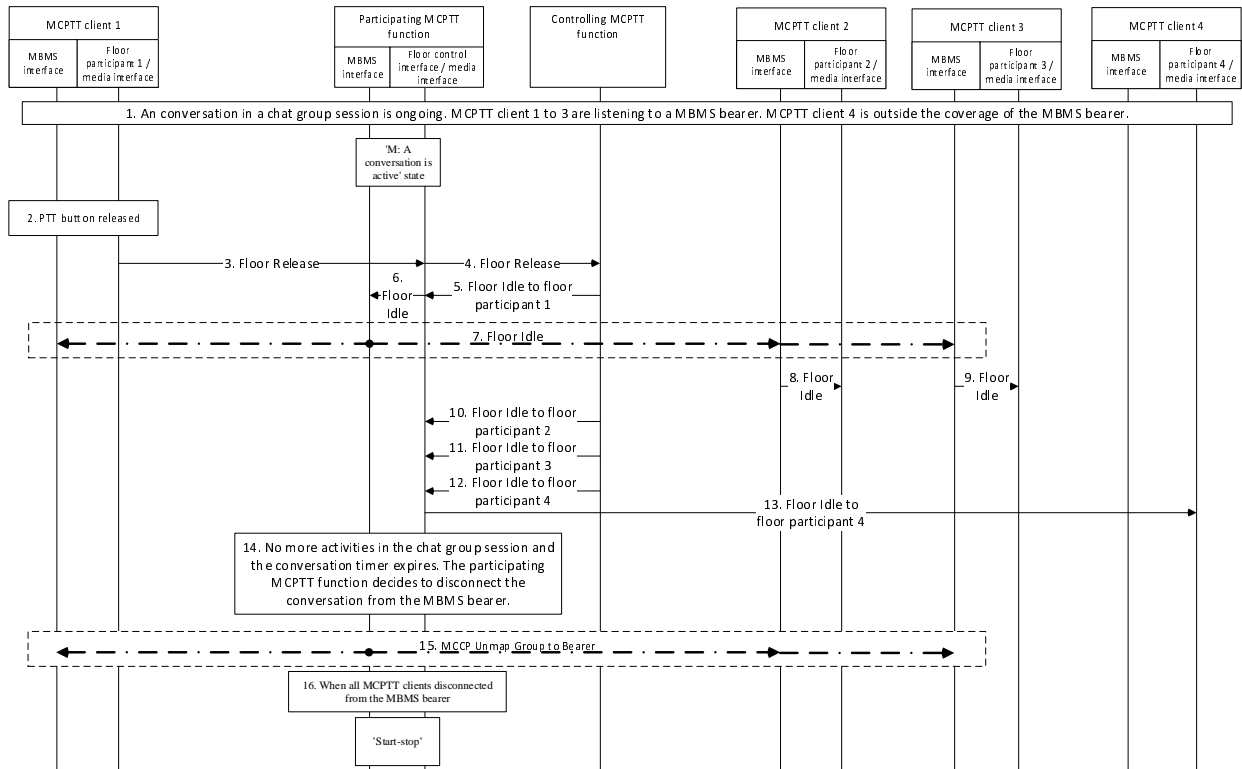
1. A group session is ongoing. At the moment none of the group members has the permission to send media.
 2. The participating MCPTT function activates and announces an MBMS bearer as described in subclause A.6.2. The pre-activated MBMS bearer is not yet associated with a particular group with participants served by this participating MCPTT function.
 3. The user at the MCPTT client 1 presses the PTT button.
 - 4-5. The floor participant 1 sends a Floor Request as specified in subclause 6.2. The Floor Request is forwarded by the participating MCPTT function to the controlling MCPTT function.
 6. When the participating MCPTT function receives the Floor Request message the participating MCPTT function determines that the previously activated and announced MBMS bearer can be used for this conversation and sends the Map Group to Bearer message over the general purpose MBMS subchannel to inform about the start of the conversation. The Map Group to Bearer message includes the TMGI, the MBMS subchannel for audio and floor control and the MCPTT group identifier in the activated MBMS bearer used for the conversation. The participating MCPTT function enters the 'M: A conversation is active' state. On receipt of the Map Group to Bearer message the MBMS interface in the MCPTT client 1, 2 and 3 associates the conversation with the TMGI, the MBMS subchannel for audio and floor control with the MCPTT group identifier in the Map Group to Bearer message.
 - 7-8. On receipt of the Floor Request message, the floor control server function grants the floor participant 1 to send media by sending the Floor Granted message. The participating MCPTT function forwards the message to the floor participant 1 over the unicast bearer.
 - 9-16. The floor control server sends the Floor Taken message towards all participants. The participating MCPTT functions sends one Floor Taken message over the MBMS subchannel associated with this group as declared in step 6 and discards the remaining Floor Taken messages with the exception of the Floor Taken messages towards participants not listening to the MBMS bearer, in this example, the floor participant 4.
- NOTE: The participating MCPTT function uses the message-sequence-number field to determine if a Floor Taken message is already sent over the MBMS floor control bearer or not.
17. The floor control continues as described in subclause A.5.2.
 18. When the Floor Granted message is received in the floor participant 1, the floor participant 1 requests the MCPTT client to start encoding voice and send RTP media packets. The MCPTT client 1 starts encoding voice from the MCPTT user and sends RTP media packets over the unicast bearer towards the participating MCPTT function. The participating MCPTT function forwards the RTP media packets towards the controlling MCPTT function.
 - 19-24. The controlling MCPTT function distributes the RTP media packets to all MCPTT clients. The participating MCPTT function sends one media stream over the MBMS subchannel associated with this group. If an MCPTT client is not listening to the MBMS bearer, in this example the MCPTT client 4, the participating MCPTT function forwards the RTP media packets to MCPTT client 1 over the unicast bearer.

As long as the conversation is active and the MBMS subchannel for this group is available any of the MCPTT users can request floor and the Floor Taken, Floor Idle and RTP packets are sent over the MBMS bearer.

A.6.4 Releasing floor and ending a conversation

This subclause describes how the participant 1 releases the floor and how the participating MCPTT function decides to end the conversation.

Figure A.6.4-1 shows the signalling flow.



NOTE: The arrows and boxes with dotted lines represent events sent over the MBMS bearer.

Figure A.6.4-1: Releasing floor and ending a conversation

The steps of the flow are:

1. The MCPTT clients 1 to 4 participate in a group session. All MCPTT clients are served by the same participating MCPTT function. The MCPTT clients 1 to 3 are within an area where a MBMS subchannel is used for the conversation. The MCPTT client 4 is outside this area and can only use a unicast bearer. At the moment the participant at MCPTT client 1 has the floor. The conversation over the MBMS bearer started as described in subclause A.6.4.
2. The MCPTT user at the MCPTT client 1 releases the PTT button. The MCPTT client 1 indicates to the floor participant 1 that the PTT button is released.
- 3-4. The floor participant 1 sends the Floor Release message over the unicast bearer. The participating MCPTT function forwards the message to the controlling MCPTT function.
- 5-13. The floor control server sends the Floor Idle message to all participants. The participating MCPTT function sends the first received Floor Idle message destined to an MCPTT client using the MBMS subchannel mentioned in step 1. Any other Floor Idle messages destined to an MCPTT client listening to the MBMS bearer are discarded. Any Floor Idle message destined to an MCPTT client outside the MBMS bearer coverage, in this case the MCPTT client 4, is forwarded over the unicast bearer to the floor participant.
14. The conversation ends. The conversation timer expires and the participating MCPTT server decides to end the conversation on this MBMS subchannel.

The conversation timer is a relative long timer and needed to avoid that inactive group sessions are unnecessarily occupying the MBMS subchannel. The MBMS subchannel can then be reused by other conversations in other group sessions.

15. The participating MCPTT function sends the Unmap Group to Bearer message over the MBMS subchannel. The MBMS interfaces in the MCPTT clients 1, 2 and 3 removes the association between the TMGI, the MBMS subchannel for audio and for floor control and the MCPTT group identity.

16. The participating MCPTT function continues to retransmit the Unmap Group to Bearer message until all MCPTT clients has moved to unicast. When all MCPTT client is listening to the unicast bearer, the participating MCPTT function enter the 'M: No conversation is active' state.

Annex B (informative): Media encapsulation for end-to-end distribution using MBMS bearers

Table B-1 shows specific header field values of the media plane packet from the originating MCPTT client, starting with the codec payload to the MCPTT server, from where it is distributed in downlink via IP multicast over MBMS to the terminating MCPTT clients. Each line represents a logical or physical "Entity" which handles the incoming packet (or generated packet for the first line) and passes it to the next "Entity" via the interface "Reference Point" indicated in this line. Additional entries of the line represent specific parts of the packet when it is put to the "Reference Point" by the "Entity". The rightmost column is the inner part of the packet. The parameters indicated in a column indicate the value of specific information elements set by the "Entity" in the header encapsulating all the parts to the right of the column.

All shown IP addresses (as $s=$ for the source address and as $d=$ as the destination address) can be IPv4 or IPv6 and are considered routable as necessary and distinct from each other within the same domain if they have different designations: it is up to the implementations to handle local IP addresses, perform NAT or use additional tunnelling. UDP ports of different designations correspond to potentially different port numbers. The UDP port numbers are designated as capital letter within squared brackets.

The unicast IP address IP_1 and the sending UDP port [A] of the originator UE are as specified in the SDP during the most recent setup for the SIP session which precedes the MBMS distribution of MCPTT traffic. The multicast IP address IP_{5m} and the associated receiving UDP port [H] used for the distribution of media packets are provided to the terminating MCPTT clients via MCPTT signalling.

The SSRC is set to a value that uniquely identifies the originating MCPTT client during the (S)RTP session, in accordance to IETF RFC 3550 [3] and IETF RFC 3711 [8].

The inner IP header, inner UDP port and (S) RTP header may be compressed with ROHC as specified in subclause 10.4.

Table B-1 Media encapsulation for end-to-end distribution using downlink MBMS bearers

System	Entity	Reference Points	Media encapsulation for transmission (unicast uplink / MBMS downlink)							
			outer IP header	outer UDP port			inner IP header	inner UDP port	(S)RTP	Payload
Originating	<i>Codec</i>	<internal >								Codec payload
	<i>MCPTT client (IP₁)</i>	Unicast uplink (Uu-> S1-U -> S5 -> SGi)					s= IP ₁ d= IP ₂	[A] [B]	SSRC = unique id	(as above)
	<i>MCPTT function (participating) (IP₂)</i>	MCPTT-3					s= IP ₂ d= IP ₃	[C] [D]	(as above)	(as above)
Controlling	<i>MCPTT function (controlling) (IP₃)</i>	MCPTT-3					s= IP ₃ d= IP ₄	[E] [F]	(as above)	(as above)
Terminating	<i>MCPTT function (participating) (IP₄)</i>	MB2-U (NOTE 1)	s= IP ₄ d= IP ₆	[I] [J]			s= IP ₄ d= IP _{5m}	[G] [H]	(as above)	(as above)
	<i>BM-SC (IP₆)</i>	SGimb	s= IP ₆ d= IP ₈	[K] [L]		SYNC header (NOTE 4)	(as above)	(as above)	(as above)	(as above)
	<i>MBMS-GW (IP₈)</i>	M1	s= IP ₈ d= IP _{7m}	[M] [N]	GTP-U (NOTE 5)	(as above)	(as above)	(as above)	(as above)	(as above)
	<i>eNB (IP_{7m}) (NOTE 2)</i>	Uu downlink (MBMS)					(as above)	(as above)	(as above)	(as above)
	<i>MCPTT client (IP_{5m}) (NOTE 3)</i>	<internal >							(as above)	(as above)
	<i>Codec</i>									(as above)

NOTE 1: IP₆ and [J] are provided to the participating MCPTT function by the BM-SC over MB2-C reference point during the MBMS bearer activation procedure.
 NOTE 2: IP_{7m} is given to eNBs when they are informed that the activated MBMS Bearer will be transmitted by them. Then the eNBs join this IP multicast address.
 NOTE 3: The terminating MCPTT client starts listening for traffic on IP_{5m} and [H] when the group/media stream is mapped to this multicast IP address and port number respectively, via MCPTT signalling (Map Group To Bearer message).
 NOTE 4: Specified in 3GPP TS 25.446 [9].
 NOTE 5: Specified in 3GPP TS 29.281 [10].

Annex C (Informative): Floor control state machine transitions tables

C.1 Introduction

This annex contains state transitions tables.

C.2 Off-network tables

C.2.1 Off-network call floor control state machine transitions

The table is a representation of the off-network call floor control state machine in terms of:

- 1) the resulting state, and
- 2) the actions to be done;

as a function of:

- 3) the current state, and
- 4) the trigger causing the transition.

The trigger is either an external event, an input coming externally to the state machine or an auxiliary internal event like the expiry of a timer or a counter.

Examples for an action to be done are the transmission of a message, initiation of a timer or a counter etc.

Table C.2.1-1 shows the off-network group call floor control transitions.

Table C.2.1-1: Off-network group call floor control transitions

Current State	Trigger	Resulting State	Remarks
O: silence	R: Floor Granted to other	O: has no permission	Another client took the floor.
	R: RTP media	O: has no permission	Another client took the floor.
	PTT Button pressed	O: pending request	MCPTT User indicated to transmit media. Client contends for floor.
	R: Floor Request	O: pending granted	Another client requested floor (only private call)
	R: Floor Taken	O: has no permission	Another client took the floor.
	R: MCPTT call release	Start-stop	Call ended. Release floor control entity.
	Timer T230 (Inactivity) expiry	Start-stop	No floor activity for long. Assume call ended. Release floor control entity.
O: has no permission	R: Floor Granted to other	O: has no permission	Another client received floor; stop rendering media.
	R: RTP media	O: has no permission	Current floor arbitrator speaking. Render media.
	PTT Button pressed	O: pending request	MCPTT User indicated to transmit media. Client contends for floor.
	R: Floor Release	O: silence	Current floor arbitrator released the floor.
	Timer T203 (end of RTP media) expires	O: silence	No media for long. Assume silence.
	R: MCPTT call release	Start-stop	Call ended. Release floor control entity.
O: pending request	Timer T201 (Floor Request) expires	Conditional -	O: has permission if the associated counter reached upper limit. Otherwise, O: pending request
	R: Floor Granted to me	O: has permission	Contention won. Client is the new Floor Arbitrator.
	R: Floor Deny	O: has no permission	The request was denied.
	R: RTP media	O: pending request	Render media. Reset counter associated with T201.
	R: Floor Granted to other	O: pending request	Another client received floor; stop rendering media.
	R: Floor Request	O: pending request	Another client requested floor, reset counter associated with T201.
	R: Floor Taken	O: pending request	Another client took the floor.
	R: Floor Queue Position Info	O: queued	If own queue position is received.
	PTT Button released	O: silence	MCPTT User indicated to end floor contention.
	R: MCPTT call release	Start-stop	Call ended. Release floor control entity.

Current State	Trigger	Resulting State	Remarks
O: queued	User indication to accept grant of pending request	O: has permission	Only after 'floor granted to me' is received. Otherwise, ignore.
	R: Floor Deny	O: has no permission	Queued request was denied.
	Timer T233 (pending user action) expires	O: silence	No response from user.
	User releases floor	O: has no permission	Send a floor release message.
	Timer T203 (End of RTP media) expires	O: pending request	Send Floor request message and start timer T201.
	R: Floor Granted to me	O: queued	Wait for user action. Start timer T233.
	R: Floor Granted to other	O: queued	Another client received floor; stop rendering media.
	R: Floor Queue Position Info	O: queued	Update queue position.
	R: RTP media	O: queued	Render the media.
	Request queue position info	O: queued	Update info.
	R: MCPTT call release	Start-stop	Call ended. Release floor control entity.
	Timer T204 (Floor Queue Position request) expires	Conditional -	if the associated counter has reached maximum value enter O: silence, otherwise, restart Timer T204
O: has permission	PTT Button released	Conditional -	O: pending granted if request(s) are pending in Queue. Otherwise, O: silence
	R: Floor Request	Conditional -	O: pending granted if the request is of higher priority. Otherwise, Queue or deny.
	R: Floor Release	O: has permission	A client released contention, remove from Queue.
	R: Floor Queue Position Request	O: has permission	Respond by sending Floor Queue Position Info.
	R: MCPTT call release	Start-stop	Call ended. Release floor control entity.
	Timer T206 (Stop talking warning) expires	O: has permission	Warn user and start timer T207
	Timer T207 (Stop talking) expires	Conditional -	O: pending granted if request(s) are pending in Queue. Otherwise, O: silence
O: pending granted	R: RTP media	O: has no permission	New floor arbitrator took control.
	Timer T205 (Floor Granted) expires	O: Conditional	if the associated counter has reached maximum value, enter O: silence if there are no pending requests or enter O: pending granted if there are pending request(s). Otherwise, restart Timer T205
	PTT button pressed	O: pending granted	Reject the request internally.

Current State	Trigger	Resulting State	Remarks
	R: Floor Request	O: pending granted	Send either a Floor Granted message or a Floor Deny message as it can result in unsynchronised queue.
	R: Floor release	O: pending granted	Remove the sending user from queue.
	Timer T233 (Pending user action) expires	Conditional -	If queue not empty, restart timer T205 and grant to next in queue. Otherwise, move to 'O: silence'.
	R: MCPTT call release	Start-stop	Call ended. Release floor control entity.
Start-stop	Group Call established as originating user	O: has permission	The client initiated the call.
	Group Call established as terminating user	O: silence	The client responded to the call.
	Private Call established as terminating user	O: has no permission	The client responded to the call.
	Broadcast Call established as terminating user	O: has no permission	The client responded to the call.
	PTT button pressed	O: pending request	MCPTT User indicated to transmit media. Client contends for floor.
	R: Floor Taken	O: has no permission	Another client took the floor.
	R: RTP media	O: has no permission	Another client took the floor.
	R: Floor Granted to other	O: has no permission	Another client took the floor.

Annex D (informative): Change history

Change history								
Date	TSG #	TSG	WG Doc.	CR	Rev	Subject/Comment	Old	New
2015-07						Initial proposal to CT1	-	0.0.0
2015-07						Contains agreed P-CRs from CT1#92-bis: C1ah-150040, C1ah-150041 (+C1ah-150049, see comment column), C1ah-150045,	0.0.0	0.1.0
2015-08						Contains agreed P-CRs from CT1#93: C1-152582, C1-152852, C1-152960, C1-152961	0.1.0	0.2.0
2015-08						minor fixes from the rapporteur	0.2.0	0.2.1
2015-09						Specification numbers decided by CT#69 are indicated by the rapporteur	0.2.1	0.2.2
2015-10						Contains agreed P-CRs from CT1#94: C1-153357, C1-153361, C1-153364, C1-153486, C1-153487, C1-153489, C1-153626, C1-153709, C1-153710, C1-153712, C1-153713, C1-153713, C1-153714, C1-153752, C1-153806, C1-153807, C1-153808, C1-153853, C1-153854	0.2.2	0.3.0
2015-10						Contents list updated and minor editorial corrections	0.3.0	0.3.1
2015-11						Contains agreed P-CRs from CT1#95: C1-154086, C1-154085, C1-154050, C1-154053, C1-154076, C1-154077, C1-154079, C1-154080, C1-154081, C1-154082, C1-154084, C1-154284, C1-154285, C1-154287, C1-154288, C1-154332, C1-154333, C1-154342, C1-154469, C1-154470, C1-154481, C1-154482, C1-154483, C1-154484, C1-154485, C1-154486, C1-154488, C1-154489, C1-154490, C1-154491, C1-154583, C1-154584, C1-154585, C1-1544586, C1-154587, C1-154589, C1-154592, C1-154719	0.3.1	0.4.0
2015-12	CT-70		CP-150734			Version 1.0.0 created for presentation for information	0.4.0	1.0.0
2016-01						Contains agreed P-CRs from CT1#95bis: C1-160009, C1-160012, C1-160015, C1-160016, C1-160017, C1-160044, C1-160045, C1-160047, C1-160061, C1-160072, C1-160079, C1-160086, C1-160088, C1-160089, C1-160119, C1-160376, C1-16401, C1-160402, C1-160403, C1-160404, C1-160405, C1-160408, C1-160409, C1-160410, C1-160411, C1-160412, C1-160413, C1-160492, C1-160493, C1-160513, C1-160514, C1-160515, C1-160516, C1-160517, C1-160518, C1-160519, C1-160520, C1-160521	1.0.0	1.1.0

2016-02						Contains agreed P-CRs from CT1 MCPTT AD-Hoc and CT1#96: C1-161019, C1-161020, C1-161021, C1-161022, C1-161023, C1-161025, C1-161029, C1-161032, C1-161034, C1-161035, C1-161036, C1-161059, C1-161060, C1-161097, C1-161215, C1-161216, C1-161219, C1-161220, C1-161221, C1-161233, C1-161314, C1-161316, C1-161317, C1-161318, C1-161319, C1-161320, C1-161321, C1-161322, C1-161325, C1-161442, C1-161443, C1ah-160015, C1ah-160018, C1ah-160020, C1ah-160021, C1ah-160042, C1ah-160043, C1ah-160069, C1ah-160072, C1ah-160081, C1ah-160096 Various corrections and alignments by the Rapporteur.	1.1.0	1.2.0
2016-02						Further corrections by rapporteur	1.2.0	1.2.1
2016-03	CT-71		CP-160060			Version 2.0.0 created for presentation for approval	1.2.1	2.0.0
2016-03	CT-71					Version 13.0.0 created after approval	2.0.0	13.0.0
2016-03						Clean up by rapporteur	13.0.0	13.0.1
2016-03						Further clean up	13.0.1	13.0.2
2016-06	CT-72	CP-160322	C1-161624	0002	-	Cleaning some Floor Revoke related procedure	13.0.2	13.1.0
2016-06	CT-72	CP-160322	C1-161640	0007	-	Changing from informative text to normative text	13.0.2	13.1.0
2016-06	CT-72	CP-160322	C1-161641	0008	-	Using information in mcptt-info instead from the SIP message in participating MCPTT function	13.0.2	13.1.0
2016-06	CT-72	CP-160322	C1-161642	0009	-	Alignments with TS 24.381	13.0.2	13.1.0
2016-06	CT-72	CP-160322	C1-161644	0011	-	Aligning floor priority value	13.0.2	13.1.0
2016-06	CT-72	CP-160322	C1-161666	0013	-	Floor Taken in off network	13.0.2	13.1.0
2016-06	CT-72	CP-160322	C1-161671	0018	-	Permission to send media	13.0.2	13.1.0
2016-06	CT-72	CP-160322	C1-161676	0023	-	Acknowledgment response for Connect message	13.0.2	13.1.0
2016-06	CT-72	CP-160322	C1-161677	0024	-	The skipped subclause number "6.2.4.7"	13.0.2	13.1.0
2016-06	CT-72	CP-160322	C1-161678	0025	-	Correction the subclause number "6.3.5.7.4"	13.0.2	13.1.0
2016-06	CT-72	CP-160322	C1-161679	0026	-	The skipped subclause number "6.3.6.4"	13.0.2	13.1.0
2016-06	CT-72	CP-160322	C1-161680	0027	-	The duplicated subclause number "13.3.4"	13.0.2	13.1.0
2016-06	CT-72	CP-160322	C1-161682	0029	-	Naming convention for timers; floor control server	13.0.2	13.1.0
2016-06	CT-72	CP-160322	C1-161684	0031	-	Naming convention for timers; MBMS control	13.0.2	13.1.0
2016-06	CT-72	CP-160322	C1-161686	0033	-	Removal of <Track Info Priority Level>	13.0.2	13.1.0
2016-06	CT-72	CP-160322	C1-161687	0034	-	Removal of T11 in off-network floor control	13.0.2	13.1.0
2016-06	CT-72	CP-160322	C1-161907	0037	-	Alignments state G procedures and state machine	13.0.2	13.1.0
2016-06	CT-72	CP-160322	C1-161908	0038	-	Call initialization floor control corrections	13.0.2	13.1.0
2016-06	CT-72	CP-160322	C1-162036	0001	1	Removal of misleading note about timer T1	13.0.2	13.1.0

2016-06	CT-72	CP-160322	C1-162037	0003	1	Dual floor control corrections	13.0.2	13.1.0
2016-06	CT-72	CP-160322	C1-162038	0004	1	Adding indicators to the Floor Indicator field	13.0.2	13.1.0
2016-06	CT-72	CP-160322	C1-162039	0005	1	Adding message type to the Floor Ack message	13.0.2	13.1.0
2016-06	CT-72	CP-160322	C1-162040	0006	1	Renaming acknowledgment message	13.0.2	13.1.0
2016-06	CT-72	CP-160322	C1-162041	0012	1	Adding configurable timer references	13.0.2	13.1.0
2016-06	CT-72	CP-160322	C1-162042	0014	1	The reference point for media in the controlling MCPTT function	13.0.2	13.1.0
2016-06	CT-72	CP-160322	C1-162045	0017	1	Participant receives Granted in queued state	13.0.2	13.1.0
2016-06	CT-72	CP-160322	C1-162046	0020	1	Granting the floor to the pre-empting participant	13.0.2	13.1.0
2016-06	CT-72	CP-160322	C1-162048	0022	1	Passive Queueing Condition	13.0.2	13.1.0
2016-06	CT-72	CP-160322	C1-162050	0032	1	Removing an unrelated statement	13.0.2	13.1.0
2016-06	CT-72	CP-160322	C1-162228	0015	2	Call initiated at the originating client	13.0.2	13.1.0
2016-06	CT-72	CP-160322	C1-162229	0016	2	Reception of Floor Revoke in dual floor versus single floor	13.0.2	13.1.0
2016-06	CT-72	CP-160322	C1-162364	0040	-	Updating MCPTT ID to be a general URI	13.0.2	13.1.0
2016-06	CT-72	CP-160322	C1-162401	0044	-	Error corrections in clause 1 to 6	13.0.2	13.1.0
2016-06	CT-72	CP-160322	C1-162418	0046	-	Missing Floor Idle message in 'U: not permitted and Floor Idle' state	13.0.2	13.1.0
2016-06	CT-72	CP-160322	C1-162419	0047	-	Referencing the on-network-recvonly element in the TS 24.381	13.0.2	13.1.0
2016-06	CT-72	CP-160322	C1-162421	0039	2	Correction of participant state diagram for basic operation	13.0.2	13.1.0
2016-06	CT-72	CP-160322	C1-162422	0028	2	Naming convention for timers; on-network floor participant	13.0.2	13.1.0
2016-06	CT-72	CP-160322	C1-162423	0010	1	Removing timer T133 (pending user action)	13.0.2	13.1.0
2016-06	CT-72	CP-160322	C1-162778	0048	1	MBSFN Area Id: Alt-1 (Removal from media control specification)	13.0.2	13.1.0
2016-06	CT-72	CP-160322	C1-162821	0042	1	T8 (media Revoke) timer retransmission control	13.0.2	13.1.0
2016-06	CT-72	CP-160322	C1-162822	0043	1	Floor control protocol coding corrections	13.0.2	13.1.0
2016-06	CT-72	CP-160322	C1-162823	0019	2	Starting timer T2 (stop talking)	13.0.2	13.1.0
2016-06	CT-72	CP-160322	C1-162824	0021	4	Dedicated timers for silence and long duration talk burst in dual floor	13.0.2	13.1.0
2016-06	CT-72	CP-160322	C1-162825	0030	2	Naming convention for timers; off-network floor participant	13.0.2	13.1.0
2016-06	CT-72	CP-160322	C1-162826	0050	1	Aligning the name of the off-network Start-stop state	13.0.2	13.1.0
2016-06	CT-72	CP-160322	C1-162827	0051	1	General for off-network 'Start-stop' state	13.0.2	13.1.0
2016-06	CT-72	CP-160322	C1-162828	0052	1	Insertion of Floor Indication Field	13.0.2	13.1.0
2016-06	CT-72	CP-160322	C1-162829	0053	1	Off-network broadcast call	13.0.2	13.1.0
2016-06	CT-72	CP-160322	C1-162830	0054	1	Remove from the queue	13.0.2	13.1.0
2016-06	CT-72	CP-160322	C1-162832	0056	1	Floor Grant with non-empty queue in off-network	13.0.2	13.1.0
2016-06	CT-72	CP-160322	C1-162833	0057	1	Duplicated Text	13.0.2	13.1.0
2016-06	CT-72	CP-160322	C1-162834	0058	1	The counter associated with T201	13.0.2	13.1.0

2016-06	CT-72	CP-160322	C1-162835	0059	1	Correction to the meaning of O: queued state	13.0.2	13.1.0
2016-06	CT-72	CP-160322	C1-162836	0060	1	Corrections to R-Floor taken	13.0.2	13.1.0
2016-06	CT-72	CP-160322	C1-162837	0060	1	Off-network - Corrections to timers and counters	13.0.2	13.1.0
2016-06	CT-72	CP-160322	C1-162838	0035	4	Corrections and spell check	13.0.2	13.1.0
2016-06	CT-72	CP-160322	C1-163018	0045	-	Handling the current speaker during group regrouping	13.0.2	13.1.0
2016-06	CT-72	CP-160322	C1-163048	0055	3	Correction of counter C205	13.0.2	13.1.0
2016-06	CT-72					Editorial fixes	13.1.0	13.1.1

Change history							
Date	Meeting	TDoc	CR	Rev	Cat	Subject/Comment	New version
2016-09	CT#73	CP-160501	0062	1	F	Correcting the sending of the Floor Release message	13.2.0
2016-09	CT#73	CP-160501	0063	1	F	Providing an notification to MCPTT clients that they are grouped into a temporary group	13.2.0
2016-09	CT#73	CP-160501	0064		F	Correcting reference errors in 4.3.3.1	13.2.0
2016-09	CT#73	CP-160501	0067	1	F	Adding reference about MBMS in participating MCPTT function	13.2.0
2016-09	CT#73	CP-160501	0068		F	Updating the reference to the configurable counter C17	13.2.0
2016-09	CT#73	CP-160501	0069	1	F	Moving overriding speaker - media control part	13.2.0
2016-09	CT#73	CP-160501	0070	2	F	Switching between unicast bearer and the MBMS bearer based on MBMS listening status	13.2.0
2016-09	CT#73	CP-160501	0072	1	F	Adding dual floor procedures in the non-controlling MCPTT function	13.2.0
2016-09	CT#73	CP-160501	0073	1	F	Corrections needed for alignment within TS	13.2.0
2016-09	CT#73	CP-160501	0074	2	F	Correction of timers in Queued state for on-network floor participant	13.2.0
2016-09	CT#73	CP-160501	0075		F	Small error corrections	13.2.0
2016-09	CT#73	CP-160501	0076	1	F	Corrections for non-controlling MCPTT function	13.2.0
2016-09	CT#73	CP-160501	0078	2	F	Handling Floor Ack in the non-controlling MCPTT Function	13.2.0
2016-09	CT#73	CP-160531	0079	2	F	Preemptive Floor Request for Emergency Call	13.2.0
2016-09	CT#73	CP-160501	0081	1	F	Floor Granted to queued UE	13.2.0
2016-09	CT#73	CP-160501	0083	1	F	Inactivity timer	13.2.0
2016-09	CT#73	CP-160501	0084	1	F	Transmission time limit	13.2.0
2016-09	CT#73	CP-160501	0085	1	F	Renumbering and reordering of misplaced subclauses.	13.2.0
2016-09	CT#73	CP-160522	0071	1	F	Removing private session from non-controlling MCPTT function	14.0.0
2016-09	CT#73	CP-160522	0077	2	F	Split action in a non-controlling MCPTT function	14.0.0
2016-12	CT#74	CP-160732	0090	2	A	Media plane security	14.1.0
2016-12	CT#74	CP-160732	0095		A	Implicit Floor Request for emrgency and imminent peril.	14.1.0
2016-12	CT#74	CP-160733	0097	4	A	Transport of PCK and PCK-ID to the terminating client using a pre-established session	14.1.0
2016-12	CT#74	CP-160732	0100	2	A	Corrections to on-network floor priority	14.1.0
2016-12	CT#74	CP-160732	0102	4	A	Determining off-network effective priority	14.1.0
2016-12	CT#74	CP-160743	0103		F	Correct table reference for Subtype field of RTCP APP message	14.1.0
2016-12	CT#74	CP-160743	0104		F	Remove inconsistencies in off-network floor arbitration terminology	14.1.0
2016-12	CT#74	CP-160743	0105	1	F	Correct references to (Queued) User ID field in Floor Queue Position Info message	14.1.0
2016-12	CT#74	CP-160732	0108	1	A	Significant corrections for the dual floor control	14.1.0
2016-12	CT#74	CP-160733	0109	2	A	The timer Stop talking dual is T12	14.1.0
2016-12	CT#74	CP-160743	0110	1	F	Correct description of use of User ID field in Floor Deny message	14.1.0
2016-12	CT#74	CP-160732	0112		A	Corrections to timer T230	14.1.0
2016-12	CT#74	CP-160733	0114	2	A	Using off-network queue configuration parameter	14.1.0
2016-12	CT#74	CP-160732	0116	1	A	Corrections to queued user handling	14.1.0
2016-12	CT#74	CP-160732	0118		A	Inconsistency in MBMS subchannel field coding	14.1.0
2017-03	CT#75	CP-170116	0120	2	A	Correction of client automaton	14.2.0
2017-03	CT#75	CP-170116	0124	2	A	Dual Floor control; the overridden participant should receive the RTP	14.2.0
2017-03	CT#75	CP-170116	0126	1	A	Dual Floor control when the overriding participant releases the floor first	14.2.0
2017-03	CT#75	CP-170116	0128	1	A	Dual Floor control when the overridden participant releases the floor first	14.2.0
2017-03	CT#75	CP-170127	0129	2	F	Modifying references in TS 24.380 to cater for rel-14 Stage 1, 2 and Stage 3 mission critical restructure	14.2.0
2017-03	CT#75	CP-170116	0131	1	F	Corrections to names, values, codings, and state machines	14.2.0
2017-03	CT#75	CP-170125	0132		D	On network floor control state diagrams new drawings	14.2.0
2017-03	CT#75					Correction of implementation error in figure 6.3.6.1-1	14.2.1
2017-06	CT#76	CP-171114	0133	1	B	CR on Audio Cut-in	14.3.0
2017-06	CT#76	CP-171113	0137		A	Corrections to effective priority determination	14.3.0
2017-06	CT#76	CP-171114	0138	1	B	Floor control updates for ambient listening call	14.3.0
2017-06	CT#76	CP-171082	0139		F	Corrections to 24.380	14.3.0
2017-06	CT#76	CP-171114	0140		B	Ambient listening floor control correction	14.3.0
2017-09	CT#77	CP-172095	0141	1	A	Corrections to off-network floor control procedures	14.4.0
2017-09	CT#77	CP-172095	0142	1	A	Explicit corrections to off-network floor control procedures and steps	14.4.0
2017-09	CT#77	CP-172095	0144		A	Correction of SSRC coding	14.4.0
2017-09	CT#77	CP-172101	0145		F	Non-CF receives an unexpected RTP packet from a participant	14.4.0

2017-09	CT#77	CP-172095	0147		A	Off-network floor control	14.4.0
2017-09	CT#77	CP-172095	0149	1	A	Corrections to Floor Ack message	14.4.0
2017-09	CT#77	CP-172101	0151	1	F	Fix Incorrect / Missing MBMS Bearer Management normative text	14.4.0
2017-09	CT#77	CP-172105	0152	1	F	Terminology correction arbitrator/controller	14.4.0
2017-09	CT#77	CP-172095	0154		A	Coding of "Permission to Request the Floor" field error	14.4.0
2017-09	CT#77	CP-172105	0155		F	Clarify Floor Granted coding in off-network	14.4.0
2017-09	CT#77	CP-172105	0157	1	F	Floor Ack corrections	14.4.0
2017-09	CT#77	CP-172105	0161		F	Correction of state machine: Receive Floor Granted	14.4.0
2017-09	CT#77	CP-172095	0162		A	The value SSRC for off-network floor messages-	14.4.0
2017-12	CT#78	CP-173063	0135	4	B	Signalling security alignment	14.5.0
2017-12	CT#78	CP-173053	0164	1	A	Length of floor control messages	14.5.0
2017-12	CT#78	CP-173053	0174		A	Corrections to Connect message	14.5.0
2017-12	CT#78	CP-173075	0169	1	F	Clarification for the usage of mc_granted ftmp	15.0.0
2018-03	CT#79	CP-180061	0177		A	Coding and reference errors	15.1.0
2018-03	CT#79	CP-180087	0178	2	B	Multi-Talker floor control server	15.1.0
2018-03	CT#79	CP-180087	0179	1	B	Mutli-talker – floor control towards the participant	15.1.0
2018-03	CT#79	CP-180087	0180	1	B	Floor Participant procedures for Multi-talker feature	15.1.0
2018-03	CT#79	CP-180087	0181	1	B	Floor Taken Multi-talker	15.1.0
2018-03	CT#79	CP-180087	0182	1	B	Floor Release Multi-talker	15.1.0
2018-06	CT#80	CP-181072	0183	1	B	Updates to Non-controlling MCPTT function for Multi Talker	15.2.0
2018-06	CT#80	CP-181072	0184		B	Some corrections to coding	15.2.0
2018-06	CT#80	CP-181072	0185	1	B	Floor Release Multi Talker message over MBMS subchannel	15.2.0
2018-06	CT#80	CP-181072	0187	1	B	Floor Control Server towards participant	15.2.0
2018-06	CT#80	CP-181072	0188	1	B	State machine diagram floor participant	15.2.0
2018-06	CT#80	CP-181066	0189	1	B	Application Group Paging procedure	15.2.0
2018-09	CT#81	CP-182116	0190	1	A	Handling Floor Requests received by former floor arbitrator from floor granted user	15.3.0
2018-09	CT#81	CP-182154	0191		C	Handling multiple Floor Requests from same user when queuing	15.3.0
2018-09	CT#81	CP-182155	0192	2	B	Coding of floor control messages to support functional alias	15.3.0
2018-09	CT#81	CP-182155	0193	1	B	Procedures for floor control messages to support functional alias	15.3.0
2018-09	CT#81	CP-182149	0194	1	B	Location of Talker	15.3.0
2018-09	CT#81	CP-182154	0195	1	F	Clarification and correction of length values.	15.3.0
2018-09	CT#81	CP-182149	0196	1	B	Enhanced group call setup	15.3.0
2018-09	CT#81	CP-182153	0197	3	B	MBMS bearer announcement over an MBMS bearer	15.3.0
2018-09	CT#81	CP-182155	0201	1	F	Update Floor control server state transition diagram for 'general floor control operation'	15.3.0
2018-09	CT#81	CP-182155	0203		F	Delete EN in section 6.2.4.6	15.3.0
2018-09	CT#81	CP-182116	0206	1	A	Missing sub-clause title	15.3.0
2018-09	CT#81	CP-182153	0207	2	B	Header compression over MBMS – media plane	15.3.0
2018-12	CT#82	CP-183064	0210	5	A	Solving state machine misalignment issue	15.4.0
2018-12	CT#82	CP-183065	0211		F	Correction of padding information	15.4.0
2018-12	CT#82	CP-183065	0212	1	F	Monastery related corrections	15.4.0
2018-12	CT#82	CP-183057	0214	1	B	MBMS procedures for group dynamic data	15.4.0
2018-12	CT#82	CP-183062	0213	1	F	Various 24.380 corrections	16.0.0
2019-03	CT#83	CP-190098	0219	1	A	EN on imminent peril/emergency for multi-talker	16.1.0
2019-03	CT#83	CP-190103	0220	1	F	Align state diagram with procedures	16.1.0
2019-03	CT#83	CP-190098	0222		A	EN on Floor Request multi talker	16.1.0
2019-06	CT#84	CP-191142	0223	1	F	Correction of abbreviations	16.2.0
2019-09	CT#85	CP-192065	0224	1	F	TS 24.380 Ack message fix	16.3.0
2019-09	CT#85	CP-192065	0225		F	TS 24.380 reference fixes	16.3.0
2019-09	CT#85	CP-192065	0226		F	Error correction 24.380	16.3.0
2019-12	CT#86	CP-193109	0228	1	F	TS 24.380 Fix wrong copy	16.4.0
2020-06	CT#88e	CP-201121	0231	1	F	Talker location sharing in remote ambient call	16.5.0
2020-06	CT#88e	CP-201086	0235		A	Corrections to Off-Network Floor Control procedures	16.5.0
2020-06	CT#88e	CP-201121	0236	1	F	Correction of warning text in Connect message	16.5.0
2020-06	CT#88e	CP-201092	0238	1	A	Location reporting corrections	16.5.0
2020-06	CT#88e	CP-201121	0239		F	Align the NOTE related to multitalker or dual floor for receive RTP event in any state	16.5.0
2020-06	CT#88e	CP-201121	0240	1	F	Handle Floor taken message in 'Pending request' state of floor participant state m/c	16.5.0
2020-06	CT#88e	CP-201121	0241	1	F	Include the missing events in floor participant state m/c	16.5.0
2020-06	CT#88e	CP-201086	0242	1	A	SSRC handling for implicit floor request case	16.5.0
2020-09	CT#89e	CP-202142	0249	2	A	Corrections to timers-events of On-Network Floor Control procedures	16.6.0
2020-12	CT#90e	CP-203199	0281		A	Correction for ambient listening	16.7.0

History

Document history		
V16.5.0	July 2020	Publication
V16.6.0	October 2020	Publication
V16.7.0	January 2021	Publication