

ETSI TS 124 383 V13.0.1 (2016-05)



**LTE;
Mission Critical Push To Talk (MCPTT)
Management Object (MO)
(3GPP TS 24.383 version 13.0.1 Release 13)**



Reference

DTS/TSGC-0124383vd01

Keywords

LTE

ETSI

650 Route des Lucioles
F-06921 Sophia Antipolis Cedex - FRANCE

Tel.: +33 4 92 94 42 00 Fax: +33 4 93 65 47 16

Siret N° 348 623 562 00017 - NAF 742 C
Association à but non lucratif enregistrée à la
Sous-Préfecture de Grasse (06) N° 7803/88

Important noticeThe present document can be downloaded from:
<http://www.etsi.org/standards-search>

The present document may be made available in electronic versions and/or in print. The content of any electronic and/or print versions of the present document shall not be modified without the prior written authorization of ETSI. In case of any existing or perceived difference in contents between such versions and/or in print, the only prevailing document is the print of the Portable Document Format (PDF) version kept on a specific network drive within ETSI Secretariat.

Users of the present document should be aware that the document may be subject to revision or change of status. Information on the current status of this and other ETSI documents is available at
<http://portal.etsi.org/tb/status/status.asp>

If you find errors in the present document, please send your comment to one of the following services:
<https://portal.etsi.org/People/CommiteeSupportStaff.aspx>

Copyright Notification

No part may be reproduced or utilized in any form or by any means, electronic or mechanical, including photocopying and microfilm except as authorized by written permission of ETSI.

The content of the PDF version shall not be modified without the written authorization of ETSI.
The copyright and the foregoing restriction extend to reproduction in all media.

© European Telecommunications Standards Institute 2016.
All rights reserved.

DECT™, **PLUGTESTS™**, **UMTS™** and the ETSI logo are Trade Marks of ETSI registered for the benefit of its Members.
3GPP™ and **LTE™** are Trade Marks of ETSI registered for the benefit of its Members and of the 3GPP Organizational Partners.
GSM® and the GSM logo are Trade Marks registered and owned by the GSM Association.

Intellectual Property Rights

IPRs essential or potentially essential to the present document may have been declared to ETSI. The information pertaining to these essential IPRs, if any, is publicly available for **ETSI members and non-members**, and can be found in ETSI SR 000 314: *"Intellectual Property Rights (IPRs); Essential, or potentially Essential, IPRs notified to ETSI in respect of ETSI standards"*, which is available from the ETSI Secretariat. Latest updates are available on the ETSI Web server (<https://ipr.etsi.org>).

Pursuant to the ETSI IPR Policy, no investigation, including IPR searches, has been carried out by ETSI. No guarantee can be given as to the existence of other IPRs not referenced in ETSI SR 000 314 (or the updates on the ETSI Web server) which are, or may be, or may become, essential to the present document.

Foreword

This Technical Specification (TS) has been produced by ETSI 3rd Generation Partnership Project (3GPP).

The present document may refer to technical specifications or reports using their 3GPP identities, UMTS identities or GSM identities. These should be interpreted as being references to the corresponding ETSI deliverables.

The cross reference between GSM, UMTS, 3GPP and ETSI identities can be found under <http://webapp.etsi.org/key/queryform.asp>.

Modal verbs terminology

In the present document "**shall**", "**shall not**", "**should**", "**should not**", "**may**", "**need not**", "**will**", "**will not**", "**can**" and "**cannot**" are to be interpreted as described in clause 3.2 of the [ETSI Drafting Rules](#) (Verbal forms for the expression of provisions).

"**must**" and "**must not**" are **NOT** allowed in ETSI deliverables except when used in direct citation.

Contents

Intellectual Property Rights	2
Foreword.....	2
Modal verbs terminology.....	2
Foreword.....	8
1 Scope	9
2 References	9
3 Definitions and abbreviations.....	10
3.1 Definitions	10
3.2 Abbreviations	10
4 MCPTT UE configuration MO	10
4.1 General	10
4.2 MCPTT UE configuration MO parameters	11
4.2.1 General.....	11
4.2.2 Node: <x>	11
4.2.3 /<x>/Name	11
4.2.4 /<x>/Ext/	12
4.2.5 /<x>/Common	12
4.2.6 /<x>/Common/PrivateCall	12
4.2.7 /<x>/Common/PrivateCall/MaxCall	12
4.2.8 /<x>/Common/MCPTTGroupCall	12
4.2.9 /<x>/Common/MCPTTGroupCall/MaxCall	13
4.2.10 /<x>/Common/MCPTTGroupCall/MaxTransmission	13
4.2.11 /<x>/Common/MCPTTGroupCall/PrioritizedMCPTTGroup	13
4.2.12 /<x>/Common/MCPTTGroupCall/PrioritizedMCPTTGroup/<x>	13
4.2.13 /<x>/Common/MCPTTGroupCall/PrioritizedMCPTTGroup/<x>/MCPTTGroup.....	13
4.2.14 /<x>/Common/MCPTTGroupCall/PrioritizedMCPTTGroup/<x>/MCPTTGroupPriority.....	14
4.2.15 /<x>/OnNetwork	14
4.2.16 /<x>/OnNetwork/IPv6Preferred.....	14
5 MCPTT user profile MO	14
5.1 General	14
5.2 MCPTT user profile MO parameters.....	17
5.2.1 General.....	17
5.2.2 Node: <x>	17
5.2.3 /<x>/Name	17
5.2.4 /<x>/Ext/	17
5.2.5 /<x>/<x>	17
5.2.6 /<x>/<x>/Common	18
5.2.7 /<x>/<x>/Common/Authorised	18
5.2.8 /<x>/<x>/Common/UserAlias	18
5.2.9 /<x>/<x>/Common/MCPTTUserID	18
5.2.10 /<x>/<x>/Common/ParticipantType	18
5.2.11 /<x>/<x>/Common/Organization.....	19
5.2.12 /<x>/<x>/Common/PrivateCall	19
5.2.13 /<x>/<x>/Common/PrivateCall/Authorised	19
5.2.14 /<x>/<x>/Common/PrivateCall/UserAuthorised.....	19
5.2.15 /<x>/<x>/Common/PrivateCall/UserList.....	19
5.2.16 /<x>/<x>/Common/PrivateCall/UserList/<x>	20
5.2.17 /<x>/<x>/Common/PrivateCall/UserList/<x>/MCPTTID.....	20
5.2.18 /<x>/<x>/Common/PrivateCall/UserList/<x>/ProSeLayer2GroupID	20
5.2.19 /<x>/<x>/Common/PrivateCall/UserList/<x>/UserInfoID	20
5.2.20 /<x>/<x>/Common/PrivateCall/ManualCommence.....	20
5.2.21 /<x>/<x>/Common/PrivateCall/AutoCommence.....	21

5.2.22	/<x>/<x>/Common/PrivateCall/AutoAnswer.....	21
5.2.23	/<x>/<x>/Common/PrivateCall/FailRestrict	21
5.2.24	/<x>/<x>/Common/MCPTTGroupCall.....	21
5.2.25	/<x>/<x>/Common/MCPTTGroupCall/MaxCalls	21
5.2.26	/<x>/<x>/Common/MCPTTGroupCall/EmergencyCall	22
5.2.27	/<x>/<x>/Common/MCPTTGroupCall/EmergencyCall/Enabled	22
5.2.28	/<x>/<x>/Common/MCPTTGroupCall/EmergencyCall/Authorised	22
5.2.29	/<x>/<x>/Common/MCPTTGroupCall/EmergencyCall/MCPTTGroupInitiation	22
5.2.30	/<x>/<x>/Common/MCPTTGroupCall/EmergencyCall/CancelMCPTTGroup	23
5.2.31	/<x>/<x>/Common/MCPTTGroupCall/EmergencyCall/CancelPrivate.....	23
5.2.32	/<x>/<x>/Common/MCPTTGroupCall/EmergencyCall/Recipient.....	23
5.2.33	/<x>/<x>/Common/MCPTTGroupCall/ImminentPerilCall	23
5.2.34	/<x>/<x>/Common/MCPTTGroupCall/ImminentPerilCall/Authorised	23
5.2.35	/<x>/<x>/Common/MCPTTGroupCall/ImminentPerilCall/Cancel	24
5.2.36	/<x>/<x>/Common/MCPTTGroupCall/ImminentPerilCall/MCPTTGroupInitiation	24
5.2.37	/<x>/<x>/Common/MCPTTGroupCall/EmergencyAlert	24
5.2.38	/<x>/<x>/Common/MCPTTGroupCall/EmergencyAlert/Authorised.....	24
5.2.39	/<x>/<x>/Common/MCPTTGroupCall/EmergencyAlert/Cancel	25
5.2.40	/<x>/<x>/Common/MCPTTGroupCall/EmergencyAlert/Recipient	25
5.2.41	/<x>/<x>/Common/Priority.....	25
5.2.42	/<x>/<x>/Common/MCPTTGroupBroadcast	25
5.2.43	/<x>/<x>/Common/MCPTTGroupBroadcast/Authorised.....	25
5.2.44	/<x>/<x>/Common/UserBroadcast	26
5.2.45	/<x>/<x>/Common/UserBroadcast/Authorised.....	26
5.2.46	/<x>/<x>/OffNetwork	26
5.2.47	/<x>/<x>/OffNetwork/Authorised	26
5.2.48	/<x>/<x>/OffNetwork/MCPTTGroupInfo	26
5.2.49	/<x>/<x>/OffNetwork/MCPTTGroupInfo/<x>	27
5.2.50	/<x>/<x>/OffNetwork/MCPTTGroupInfo/<x>/MCPTTGroupID.....	27
5.2.51	/<x>/<x>/OffNetwork/EmergencyCallChange	27
5.2.52	/<x>/<x>/OffNetwork/ImminentPerilCallChange	27
5.2.53	/<x>/<x>/OffNetwork/UserInfoID	27
5.2.54	/<x>/Status	28
6	MCPTT group configuration MO	28
6.1	General	28
6.2	MCPTT group configuration MO parameters	29
6.2.1	General.....	29
6.2.2	Node: <x>	30
6.2.3	/<x>/Name	30
6.2.4	/<x>/Ext/	30
6.2.5	/<x>/<x>	30
6.2.6	/<x>/<x>/Common	30
6.2.7	/<x>/<x>/Common/MCPTTGroupID.....	31
6.2.8	/<x>/<x>/Common/MCPTTGroupAlias.....	31
6.2.9	/<x>/<x>/Common/MCPTTGroupMemberList	31
6.2.10	/<x>/<x>/Common/MCPTTGroupMemberList/<x>	31
6.2.11	/<x>/<x>/Common/MCPTTGroupMemberList/<x>/MCPTTID	31
6.2.12	/<x>/<x>/Common/MCPTTGroupMemberList/<x>/UserPriority	32
6.2.13	/<x>/<x>/Common/MCPTTGroupMemberList/<x>/ParticipantType	32
6.2.14	/<x>/<x>/Common/MCPTTGroupMemberList/<x>/UserInfoID	32
6.2.15	/<x>/<x>/Common/MCPTTGroupOwner	32
6.2.16	/<x>/<x>/Common/PreferredVoiceCodec	32
6.2.17	/<x>/<x>/Common/PreferredVoiceCodec/<x>	32
6.2.18	/<x>/<x>/Common/PreferredVoiceCodec/<x>/VoiceCodec.....	33
6.2.19	/<x>/<x>/Common/MCPTTGroupLevel	33
6.2.20	/<x>/<x>/Common/UserLevel.....	33
6.2.21	/<x>/<x>/Common/AllowedEmergencyCall	33
6.2.22	/<x>/<x>/Common/AllowedImminentPerilCall	34
6.2.23	/<x>/<x>/Common/AllowedEmergencyAlert	34
6.2.24	/<x>/<x>/OffNetwork.....	34
6.2.25	/<x>/<x>/OffNetwork/MCPTTGroupParameter	34

6.2.26	/<x>/<x>/OffNetwork/MCPTTGroupParameter/<x>.....	34
6.2.27	/<x>/<x>/OffNetwork/MCPTTGroupParameter/<x>/ProSeLayer2GroupID.....	35
6.2.28	/<x>/<x>/OffNetwork/MCPTTGroupParameter/<x>/IPMulticastAddress.....	35
6.2.29	/<x>/<x>/OffNetwork/MCPTTGroupParameter/<x>/RelayServiceCode.....	35
6.2.30	/<x>/<x>/OffNetwork/MCPTTGroupParameter/<x>/IPVersions.....	35
6.2.31	/<x>/<x>/OffNetwork/EmergencyCallCancel.....	36
6.2.32	/<x>/<x>/OffNetwork/ImminentPerilCallCancel.....	36
6.2.33	/<x>/<x>/OffNetwork/HangTime.....	36
6.2.34	/<x>/<x>/OffNetwork/MaxDuration.....	36
6.2.35	/<x>/<x>/OffNetwork/DefaultPPPP.....	37
6.2.36	/<x>/<x>/OffNetwork/DefaultPPPP/MCPTTGroupCallSignalling.....	37
6.2.37	/<x>/<x>/OffNetwork/DefaultPPPP/MCPTTGroupCallSignalling/ProSePerPacketPriority.....	37
6.2.38	/<x>/<x>/OffNetwork/DefaultPPPP/MCPTTGroupCallMedia.....	37
6.2.39	/<x>/<x>/OffNetwork/DefaultPPPP/MCPTTGroupCallMedia/ProSePerPacketPriority.....	37
6.2.40	/<x>/<x>/OffNetwork/DefaultPPPP/MCPTTEmergencyGroupCallSignalling.....	38
6.2.41	/<x>/<x>/OffNetwork/DefaultPPPP/ MCPTTEmergencyGroupCallSignalling/ProSePerPacketPriority.....	38
6.2.42	/<x>/<x>/OffNetwork/DefaultPPPP/MCPTTEmergencyGroupCallMedia.....	38
6.2.43/<x>/<x>/	OffNetwork/DefaultPPPP/MCPTTEmergencyGroupCallMedia/ProSePerPacketPriority.....	39
6.2.44	/<x>/<x>/OffNetwork/DefaultPPPP/MCPTTImminentPerilGroupCallSignalling.....	39
6.2.45	/<x>/<x>/OffNetwork/DefaultPPPP/ MCPTTImminentPerilGroupCallSignalling/ProSePerPacketPriority.....	39
6.2.46	/<x>/<x>/OffNetwork/DefaultPPPP/MCPTTImminentPerilGroupCallMedia.....	39
6.2.47	/<x>/<x>/OffNetwork/DefaultPPPP/ MCPTTImminentPerilGroupCallMedia/ProSePerPacketPriority.....	40
7	MCPTT service configuration MO.....	40
7.1	General.....	40
7.2	MCPTT service configuration MO parameters.....	41
7.2.1	General.....	41
7.2.2	Node: <x>.....	41
7.2.3	/<x>/Name.....	42
7.2.4	/<x>/Ext/.....	42
7.2.5	/<x>/Common.....	42
7.2.6	/<x>/Common/BroadcastMCPTTGroupCall.....	42
7.2.7	/<x>/Common/BroadcastMCPTTGroupCall/NumLevelGroupHierarchy.....	42
7.2.8	/<x>/Common/BroadcastMCPTTGroupCall/NumLevelUserHierarchy.....	43
7.2.9	/<x>/Common/MinLengthAliasID.....	43
7.2.10	/<x>/OffNetwork.....	43
7.2.11	/<x>/OffNetwork/PrivateCall.....	43
7.2.12	/<x>/OffNetwork/PrivateCall/MaxDuration.....	44
7.2.13	/<x>/OffNetwork/PrivateCall/HangTime.....	44
7.2.14	/<x>/OffNetwork/EmergencyCall.....	44
7.2.15	/<x>/OffNetwork/EmergencyCall/CancelTimeout.....	44
7.2.16	/<x>/OffNetwork/EmergencyCall/MCPTTGroupTimeout.....	44
7.2.17	/<x>/OffNetwork/PriorityLevel.....	45
7.2.18	/<x>/OffNetwork/TransmitTimeout.....	45
7.2.19	/<x>/OffNetwork/TransmissionWarning.....	45
7.2.20	/<x>/OffNetwork/HangTimeWarning.....	45
7.2.21	/<x>/OffNetwork/DefaultPPPP.....	46
7.2.22	/<x>/OffNetwork/DefaultPPPP/MCPTTPrivateCallSignalling.....	46
7.2.23	/<x>/OffNetwork/DefaultPPPP/MCPTTPrivateCallSignalling/ProSePerPacketPriority.....	46
7.2.24	/<x>/OffNetwork/DefaultPPPP/MCPTTPrivateCallMedia.....	46
7.2.25	/<x>/OffNetwork/DefaultPPPP/MCPTTPrivateCallMedia/ProSePerPacketPriority.....	46
7.2.26	/<x>/OffNetwork/DefaultPPPP/MCPTTEmergencyPrivateCallSignalling.....	47
7.2.27/<x>/	OffNetwork/DefaultPPPP/MCPTTEmergencyPrivateCallSignalling/ProSePerPacketPriority.....	47
7.2.28	/<x>/OffNetwork/DefaultPPPP/MCPTTEmergencyPrivateCallMedia.....	47
7.2.29	/<x>/OffNetwork/DefaultPPPP/MCPTTEmergencyPrivateCallMedia/ProSePerPacketPriority.....	48
8	MCPTT UE initial configuration MO.....	48
8.1	General.....	48
8.2	MCPTT UE initial configuration MO parameters.....	52

8.2.1	General.....	52
8.2.2	Node: <x>	52
8.2.3	/<x>/Name	52
8.2.4	/<x>/Ext/	52
8.2.5	/<x>/DefaultUserProfile.....	53
8.2.6	/<x>/DefaultUserProfile/UserID.....	53
8.2.7	/<x>/Common	53
8.2.8	/<x>/Common/ResourcePriority	53
8.2.9	/<x>/OnNetwork	54
8.2.10	/<x>/OnNetwork/Timers.....	54
8.2.11	/<x>/OnNetwork/Timers/T100	54
8.2.12	/<x>/OnNetwork/Timers/T101	54
8.2.13	/<x>/OnNetwork/Timers/T103	54
8.2.14	/<x>/OnNetwork/Timers/T104	55
8.2.15	/<x>/OnNetwork/Timers/T132	55
8.2.16	/<x>/OnNetwork/HPLMN	55
8.2.17	/<x>/OnNetwork/HPLMN/PLMN	55
8.2.18	/<x>/OnNetwork/HPLMN/Service	56
8.2.19	/<x>/OnNetwork/HPLMN/Service/MCPTTToConRef	56
8.2.20	/<x>/OnNetwork/HPLMN/Service/MCPTTToConRef/<x>	56
8.2.21	/<x>/OnNetwork/HPLMN/Service/MCPTTToConRef/<x>/ConRef	56
8.2.22	/<x>/OnNetwork/HPLMN/Service/MCCCommonCoreToConRef.....	56
8.2.23	/<x>/OnNetwork/HPLMN/Service/MCCCommonCoreToConRef/<x>	56
8.2.24	/<x>/OnNetwork/HPLMN/Service/MCCCommonCoreToConRef/<x>/ConRef.....	57
8.2.25	/<x>/OnNetwork/HPLMN/Service/MCIDMTtoConRef	57
8.2.26	/<x>/OnNetwork/HPLMN/Service/MCIDMTtoConRef/<x>.....	57
8.2.27	/<x>/OnNetwork/HPLMN/Service/MCIDMTtoConRef/<x>/ConRef	57
8.2.28	/<x>/OnNetwork/HPLMN/VPLMN	57
8.2.29	/<x>/OnNetwork/HPLMN/VPLMN/PLMN	58
8.2.30	/<x>/OnNetwork/HPLMN/VPLMN/Service	58
8.2.31	/<x>/OnNetwork/HPLMN/VPLMN/Service/MCPTTToConRef	58
8.2.32	/<x>/OnNetwork/HPLMN/VPLMN/Service/MCPTTToConRef/<x>	58
8.2.33	/<x>/OnNetwork/HPLMN/VPLMN/Service/MCPTTToConRef/<x>/ConRef	58
8.2.34	/<x>/OnNetwork/HPLMN/VPLMN/Service/MCCCommonCoreToConRef.....	59
8.2.35	/<x>/OnNetwork/HPLMN/VPLMN/Service/MCCCommonCoreToConRef/<x>	59
8.2.36	/<x>/OnNetwork/HPLMN/VPLMN/Service/MCCCommonCoreToConRef/<x>/ConRef.....	59
8.2.37	/<x>/OnNetwork/HPLMN/VPLMN/Service/MCIDMTtoConRef	59
8.2.38	/<x>/OnNetwork/HPLMN/VPLMN/Service/MCIDMTtoConRef/<x>.....	60
8.2.39	/<x>/OnNetwork/HPLMN/VPLMN/Service/MCIDMTtoConRef/<x>/ConRef	60
8.2.40	/<x>/OnNetwork/AppServerInfo	60
8.2.41	/<x>/OnNetwork/AppServerInfo/IDMS	60
8.2.42	/<x>/OnNetwork/AppServerInfo/GMS	60
8.2.43	/<x>/OnNetwork/AppServerInfo/CMS.....	61
8.2.44	/<x>/OnNetwork/AppServerInfo/KMS	61
8.2.45	/<x>/OffNetwork	61
8.2.46	/<x>/OffNetwork/Timers	61
8.2.47	/<x>/OffNetwork/Timers/TFG1	61
8.2.48	/<x>/OffNetwork/Timers/TFG2	62
8.2.49	/<x>/OffNetwork/Timers/TFG3	62
8.2.50	/<x>/OffNetwork/Timers/TFG4	62
8.2.51	/<x>/OffNetwork/Timers/TFG5	62
8.2.52	/<x>/OffNetwork/Timers/TFG11	63
8.2.53	/<x>/OffNetwork/Timers/TFG12	63
8.2.54	/<x>/OffNetwork/Timers/TFP1	63
8.2.55	/<x>/OffNetwork/Timers/TFP2	63
8.2.56	/<x>/OffNetwork/Timers/TFP3	64
8.2.57	/<x>/OffNetwork/Timers/TFP4	64
8.2.58	/<x>/OffNetwork/Timers/TFP5	64
8.2.59	/<x>/OffNetwork/Timers/TFP6	64
8.2.60	/<x>/OffNetwork/Timers/TFP7	64
8.2.61	/<x>/OffNetwork/Timers/TFB1.....	65
8.2.62	/<x>/OffNetwork/Timers/TFB2.....	65

8.2.63	/<x>/OffNetwork/Timers/TFB3.....	65
8.2.64	/<x>/OffNetwork/Timers/T201.....	65
8.2.65	/<x>/OffNetwork/Timers/T203.....	66
8.2.66	/<x>/OffNetwork/Timers/T204.....	66
8.2.67	/<x>/OffNetwork/Timers/T205.....	66
8.2.68	/<x>/OffNetwork/Timers/T230.....	66
8.2.69	/<x>/OffNetwork/Timers/TFE1.....	67
8.2.70	/<x>/OffNetwork/Timers/TFE2.....	67
8.2.71	/<x>/OffNetwork/Counters.....	67
8.2.72	/<x>/OffNetwork/Counters/CFP1.....	67
8.2.73	/<x>/OffNetwork/Counters/CFP3.....	67
8.2.74	/<x>/OffNetwork/Counters/CFP4.....	68
8.2.75	/<x>/OffNetwork/Counters/CFP6.....	68
8.2.76	/<x>/OffNetwork/Counters/CFP11.....	68
8.2.77	/<x>/OffNetwork/Counters/CFP12.....	68
8.2.78	/<x>/OffNetwork/Counters/C201.....	68
8.2.79	/<x>/OffNetwork/Counters/C204.....	69
8.2.80	/<x>/OffNetwork/Counters/C205.....	69
Annex A (informative):	MCPTT UE configuration MO DDF	70
Annex B (informative):	MCPTT user profile MO DDF	71
Annex C (informative):	MCPTT group configuration MO DDF.....	72
Annex D (informative):	MCPTT service configuration MO DDF	73
Annex E (informative):	MCPTT UE initial configuration MO DDF	74
Annex F (informative):	Change history	75
History		76

Foreword

This Technical Specification has been produced by the 3rd Generation Partnership Project (3GPP).

The contents of the present document are subject to continuing work within the TSG and may change following formal TSG approval. Should the TSG modify the contents of the present document, it will be re-released by the TSG with an identifying change of release date and an increase in version number as follows:

Version x.y.z

where:

- x the first digit:
 - 1 presented to TSG for information;
 - 2 presented to TSG for approval;
 - 3 or greater indicates TSG approved document under change control.
- y the second digit is incremented for all changes of substance, i.e. technical enhancements, corrections, updates, etc.
- z the third digit is incremented when editorial only changes have been incorporated in the document.

1 Scope

This document defines a number of Mission Critical Push To Talk (MCPTT) Management Objects (MO) that are configured for the MCPTT UE for the operation of the MCPTT Service. The management objects are compatible with OMA Device Management protocol specifications, version 1.2 and upwards, and is defined using the OMA DM Device Description Framework as described in the Enabler Release Definition OMA OMA-ERELD_DM-V1_2 [2].

Mission critical communication services are services that require preferential handling compared to normal telecommunication services, e.g. in support of police or fire brigade.

The MCPTT service can be used for public safety applications and also for general commercial applications (e.g., utility companies and railways).

This document is applicable to an MCPTT UE supporting on-line, off-line or both on-line and off-line configuration of the configuration management client.

This document is applicable to an MCPTT UE supporting off-line configuration of the group management client.

The parameters defined by the management objects in this document are configured in the MCPTT UE using on-line configuration over the CSC-4 reference point and using off-line configuration over the CSC-11 and CSC-12 reference points. Other specifications define how these parameters are used in the operation of MCPTT, and whether they are applicable to on-network operation or off-network operation, or both. The common network operation means both on-network operation and off-network operation in this document.

The following management objects are defined in this document:

- MCPTT UE configuration MO
- MCPTT user profile MO
- MCPTT group configuration MO
- MCPTT service configuration MO
- MCPTT UE initial configuration MO

The MOs listed above define repositories of data in the ME.

2 References

The following documents contain provisions which, through reference in this text, constitute provisions of the present document.

- References are either specific (identified by date of publication, edition number, version number, etc.) or non-specific.
- For a specific reference, subsequent revisions do not apply.
- For a non-specific reference, the latest version applies. In the case of a reference to a 3GPP document (including a GSM document), a non-specific reference implicitly refers to the latest version of that document *in the same Release as the present document*.

- [1] 3GPP TR 21.905: "Vocabulary for 3GPP Specifications".
- [2] OMA OMA-ERELD-DM-V1_2-20070209-A: "Enabler Release Definition for OMA Device Management, Version 1.2".
- [3] OMA OMA-TS-DM_Protocol-V1_2: "OMA Device Management Protocol".
- [4] OMA OMA-TS-XDM_Group-V1_1-20120403-A: "Group XDM Specification".
- [5] 3GPP TS 23.003: "Numbering, addressing and identification".

- [6] 3GPP TS 23.303: "Proximity-based Services (ProSe); Stage 2".
- [7] 3GPP TS 24.379: "Mission Critical Push To Talk (MCPTT) call control Protocol specification".
- [8] 3GPP TS 24.380: "Mission Critical Push To Talk (MCPTT) media plane control Protocol specification".
- [9] 3GPP TS 24.381: "Mission Critical Push To Talk (MCPTT) group management Protocol specification".
- [10] 3GPP TS 31.102: "Characteristics of the USIM Application".

3 Definitions and abbreviations

3.1 Definitions

3.2 Abbreviations

For the purposes of the present document, the abbreviations given in 3GPP TR 21.905 [1] and the following apply. An abbreviation defined in the present document takes precedence over the definition of the same abbreviation, if any, in 3GPP TR 21.905 [1].

ACL	Access Control List
DDF	Device Description Framework
DM	Device Management
MCPTT	Mission Critical Push To Talk
ME	Mobile Equipment
MO	Management Object
OMA	Open Mobile Alliance
ProSe	Proximity-based Services

4 MCPTT UE configuration MO

4.1 General

The MCPTT UE configuration Management Object (MO) is used to configure MCPTT Client behaviour for the on-network or off-network MCPTT Service. The MCPTT UE configuration parameters may be stored in the ME, or in the USIM as specified in 3GPP TS 31.102 [10], or in both the ME and the USIM. If both the ME and the USIM contain the same parameters, the values stored in the USIM shall take precedence.

The Management Object Identifier is: urn:oma:mo:ext-3gpp-MCPTT-UE-configuration:1.0.

Protocol compatibility: This MO is compatible with OMA OMA DM 1.2 [3].

The OMA DM ACL property mechanism (see OMA OMA-ERELD-DM-V1_2 [2]) may be used to grant or deny access rights to OMA DM servers in order to modify nodes and leaf objects of the MCPTT UE configuration MO.

The following nodes and leaf objects are possible under the MCPTT UE configuration node as described in figure 4.1.1:

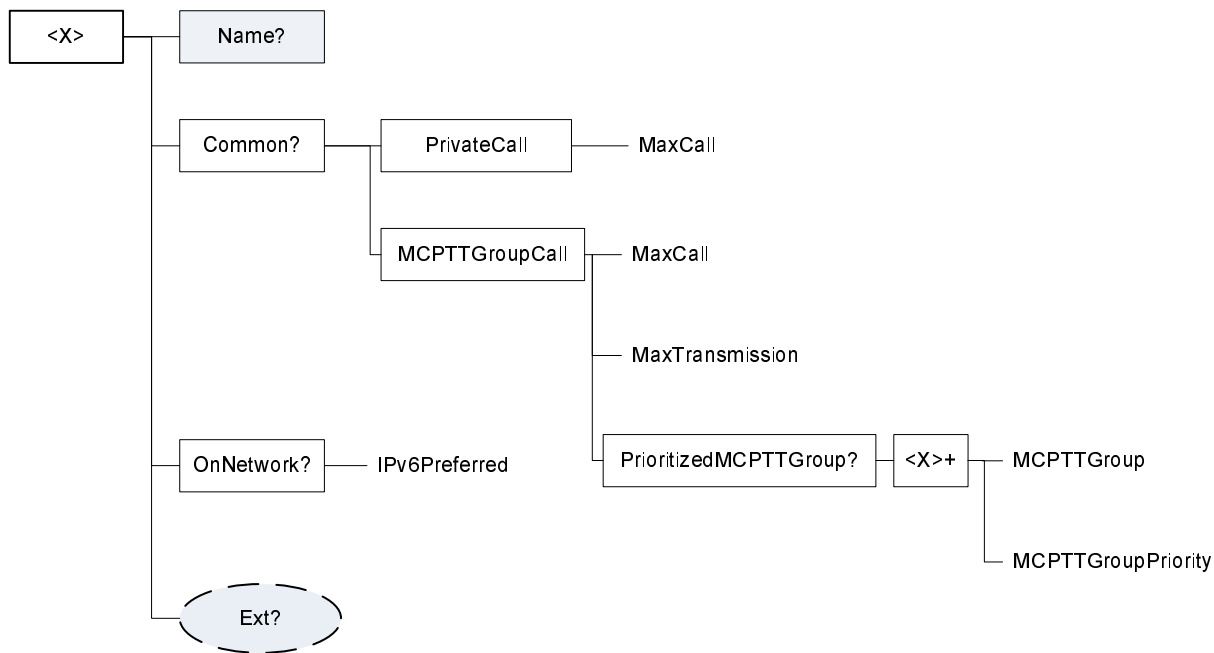


Figure 4.1.1: The MCPTT UE configuration MO

4.2 MCPTT UE configuration MO parameters

4.2.1 General

This clause describes the parameters for the MCPTT UE configuration Management Object (MO).

4.2.2 Node: <x>

Table 4.2.2.1: Node: <x>

<x>

Status	Occurrence	Format	Min. Access Types
Required	OneOrMore	node	Get

This interior node acts as a placeholder for the MCPTT UE configuration Management Object (MO).

For the MCPTT UE configuration MO, the namespace specific string is: "urn:oma:mo:oma-dm-mcptt-ue-configuration:1.0"

- Values: N/A

4.2.3 /<x>/Name

Table 4.2.3.1: /<x>/Name

Name

Status	Occurrence	Format	Min. Access Types
Required	ZeroOrOne	chr	Get

The Name leaf is a name for the MCPTT UE configuration settings.

- Values: <User displayable name>

4.2.4 /<x>/Ext/

Table 4.2.4.1: /<x>/Ext/

Ext

Status	Occurrence	Format	Min. Access Types
Optional	ZeroOrOne	node	Get, Replace

The Ext is an interior node for where the vendor specific information about the MCPTT UE configuration MO is being placed.

Usually the vendor extension is identified by vendor specific name under the ext node and contains the vendor meaning application vendor, device vendor etc. The tree structure under the vendor identified is not defined and can therefore include one or more un-standardized sub-trees.

- Values: N/A

4.2.5 /<x>/Common

Table 4.2.5.1: /<x>/Common

Common

Status	Occurrence	Format	Min. Access Types
Required	ZeroOrOne	node	Get, Replace

This interior node represents a container for the common network operation which means both on-network operation and off-network operation.

4.2.6 /<x>/Common/PrivateCall

Table 4.2.6.1: /<x>/Common/PrivateCall

Common/PrivateCall

Status	Occurrence	Format	Min. Access Types
Required	One	node	Get, Replace

This interior node is a placeholder for the private call configuration.

4.2.7 /<x>/Common/PrivateCall/MaxCall

Table 4.2.7.1: /<x>/Common/PrivateCall/MaxCall

Common/PrivateCall/MaxCall

Status	Occurrence	Format	Min. Access Types
Required	One	int	Get, Replace

This leaf node indicates the maximum number of private calls.

- Values: 0-255

4.2.8 /<x>/Common/MCPTTGroupCall

Table 4.2.8.1: /<x>/Common/MCPTTGroupCall

Common/MCPTTGroupCall

Status	Occurrence	Format	Min. Access Types
Required	One	node	Get, Replace

This interior node is a placeholder for the MCPTT group call configuration.

4.2.9 /<x>/Common/MCPTTGroupCall/MaxCall

Table 4.2.9.1: /<x>/Common/MCPTTGroupCall/MaxCall

Common/MCPTTGroupCall/MaxCall

Status	Occurrence	Format	Min. Access Types
Required	One	int	Get, Replace

This leaf node indicates the maximum number of simultaneous group calls.

- Values: 0-255

4.2.10 /<x>/Common/MCPTTGroupCall/MaxTransmission

Table 4.2.10.1: /<x>/Common/MCPTTGroupCall/MaxTransmission

Common/MCPTTGroupCall/MaxTransmission

Status	Occurrence	Format	Min. Access Types
Required	One	int	Get, Replace

This leaf node indicates the maximum number of transmissions in a group.

- Values: 0-255

4.2.11 /<x>/Common/MCPTTGroupCall/PrioritizedMCPTTGroup

Table 4.2.11.1: /<x>/Common/MCPTTGroupCall/PrioritizedMCPTTGroup

Common/MCPTTGroupCall/PrioritizedMCPTTGroup

Status	Occurrence	Format	Min. Access Types
Required	ZeroOrOne	node	Get, Replace

This interior node is a placeholder for the prioritized MCPTT group call configuration.

4.2.12 /<x>/Common/MCPTTGroupCall/PrioritizedMCPTTGroup/<x>

Table 4.2.12.1: /<x>/Common/MCPTTGroupCall/PrioritizedMCPTTGroup/<x>

Common/MCPTTGroupCall/PrioritizedMCPTTGroup /<x>

Status	Occurrence	Format	Min. Access Types
Required	OneOrMore	node	Get, Replace

This interior node is a placeholder for one or more prioritized MCPTT group call configuration.

4.2.13

/<x>/Common/MCPTTGroupCall/PrioritizedMCPTTGroup/<x>/MCPTTGroup

Table 4.2.13.1: /<x>/Common/MCPTTGroupCall/PrioritizedMCPTTGroup/<x>/MCPTTGroup

Common/MCPTTGroupCall/PrioritizedMCPTTGroup/<x>/MCPTTGroup

Status	Occurrence	Format	Min. Access Types
Required	One	chr	Get, Replace

This leaf node indicates the requested presentation group.

The value is a SIP URI or TEL URI as specified in 3GPP TS 23.003 [5].

4.2.14

/<x>/Common/MCPTTGroupCall/PrioritizedMCPTTGroup/<x>/MCPTTGroupPriority

Table 4.2.14.1: /<x>/Common/MCPTTGroupCall/PrioritizedMCPTTGroup/<x>/MCPTTGroupPriority

Common/MCPTTGroupCall/PrioritizedMCPTTGroup/<x>/MCPTTGroupPriority

Status	Occurrence	Format	Min. Access Types
Required	One	int	Get, Replace

This leaf node indicates the requested presentation priority of group call.

- Values: 0-255

The group with the lowest MCPTTGroupPriority value shall be considered as the group having the lowest priority among the groups.

4.2.15 /<x>/OnNetwork

Table 4.2.15.1: /<x>/OnNetwork

OnNetwork

Status	Occurrence	Format	Min. Access Types
Required	ZeroOrOne	node	Get, Replace

This interior node represents a container for on-network operation.

4.2.16 /<x>/OnNetwork/IPv6Preferred

Table 4.2.16.1: /<x>/OnNetwork/IPv6Preferred

OnNetwork/IPv6Preferred

Status	Occurrence	Format	Min. Access Types
Required	One	bool	Get, Replace

This leaf node indicates whether IPv6 is preferred over IPv4 for on-network operation when the MCPTT UE has both IPv4 and IPv6 host configuration.

If the MCPTT UE has both IPv4 and IPv6 host configuration and:

- if IPv6Preferred is set to "true" then the UE uses IPv6 for all on-network signalling and media; otherwise
- if IPv6Preferred is set to "false" then the UE uses IPv4 for all on-network signalling and media.

5 MCPTT user profile MO

5.1 General

The MCPTT user profile configuration Management Object (MO) is used to configure the MCPTT Client behaviour for the on-network or off-network MCPTT Service. The MCPTT UE configuration parameters may be stored in the ME, or in the USIM as specified in 3GPP TS 31.102 [10], or in both the ME and the USIM. If both the ME and the USIM contain the same parameters, the values stored in the USIM shall take precedence.

The Management Object Identifier is: urn:oma:mo:ext-3gpp-MCPTT-user-profile:1.0.

Protocol compatibility: This MO is compatible with OMA OMA DM 1.2 [3].

The OMA DM ACL property mechanism (see OMA OMA-ERELED-DM-V1_2 [2]) may be used to grant or deny access rights to OMA DM servers in order to modify nodes and leaf objects of the MCPTT user profile MO.

The following nodes and leaf objects are possible under the MCPTT user profile node as described in figure 5.1.1 and figure 5.1.2:

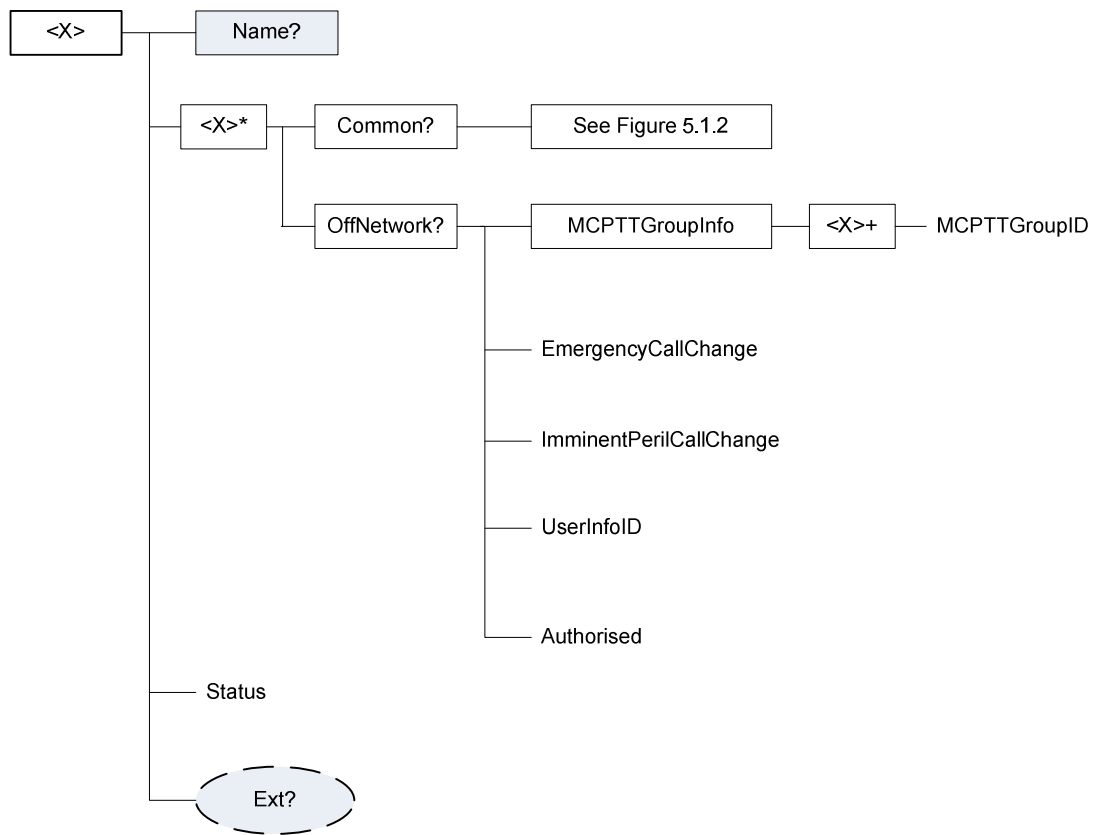


Figure 5.1.1: The MCPTT user profile MO (1 of 2)

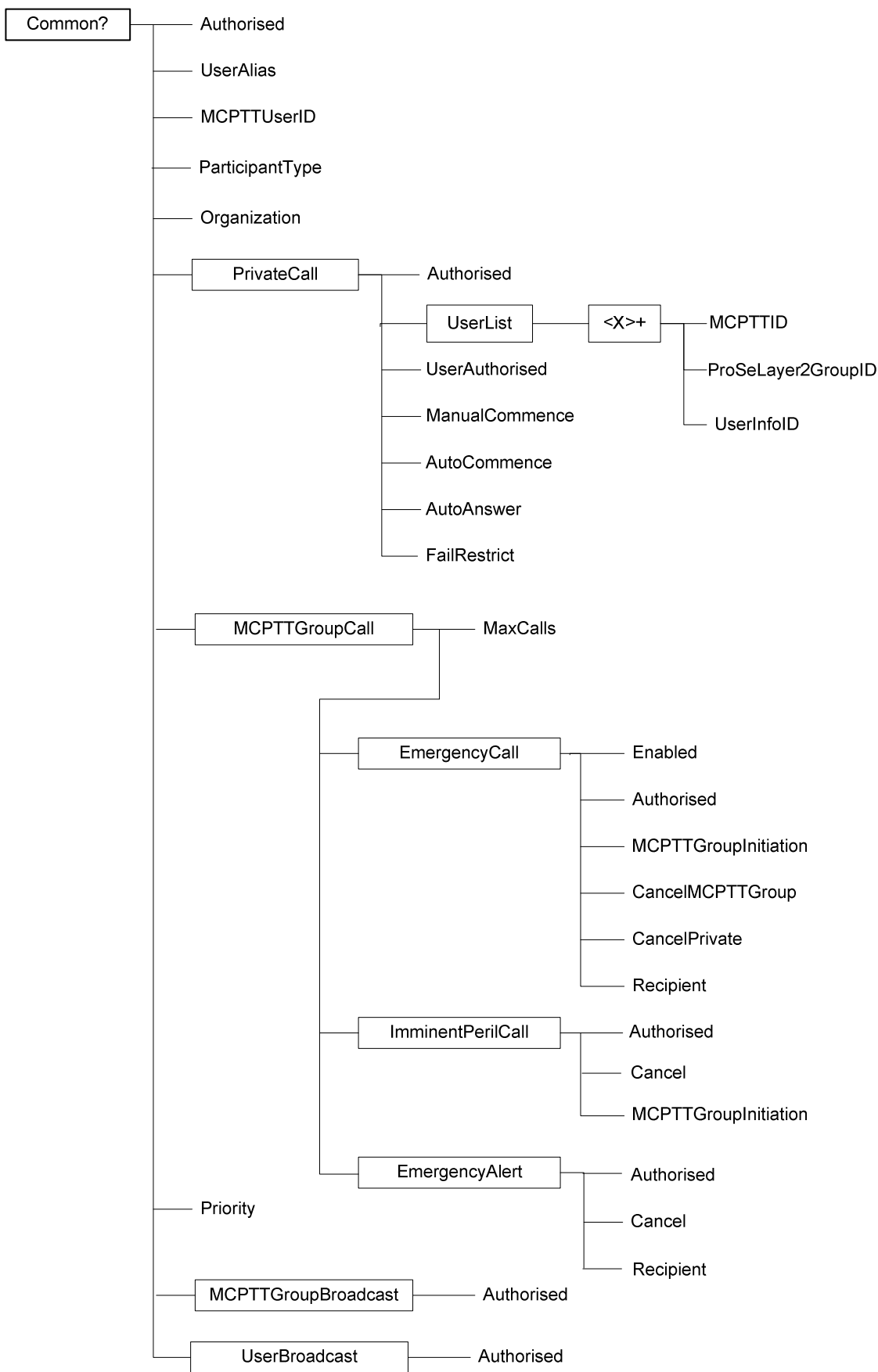


Figure 5.1.2: The MCPTT user profile MO (2 of 2)

5.2 MCPTT user profile MO parameters

5.2.1 General

This clause describes the parameters for the MCPTT user profile Management Object (MO).

5.2.2 Node: <x>

Table 5.2.2.1: Node: <x>

<x>

Status	Occurrence	Format	Min. Access Types
Required	OneOrMore	node	Get

This interior node acts as a placeholder for the MCPTT user profile Management Object (MO).

For the MCPTT user profile MO, the namespace specific string is: "urn:oma:mo:oma-dm-mcptt-user-profile:1.0"

- Values: N/A

5.2.3 /<x>/Name

Table 5.2.3.1: /<x>/Name

Name

Status	Occurrence	Format	Min. Access Types
Required	ZeroOrOne	chr	Get

The Name leaf is a name for the MCPTT user profile settings.

- Values: <User displayable name>

5.2.4 /<x>/Ext/

Table 5.2.4.1: /<x>/Ext/

Ext

Status	Occurrence	Format	Min. Access Types
Optional	ZeroOrOne	node	Get, Replace

The Ext is an interior node for where the vendor specific information about the MCPTT user profile MO is being placed.

Usually the vendor extension is identified by vendor specific name under the ext node and contains the vendor meaning application vendor, device vendor etc. The tree structure under the vendor identified is not defined and can therefore include one or more un-standardized sub-trees.

- Values: N/A

5.2.5 /<x>/<x>

Table 5.2.5.1: /<x>/<x>

<x>

Status	Occurrence	Format	Min. Access Types
Required	ZeroOrMore	node	Get, Replace

This interior node represents a container for the common network operation and off-network operation.

5.2.6 /<x>/<x>/Common

Table 5.2.6.1: /<x>/<x>/Common

<x>/Common

Status	Occurrence	Format	Min. Access Types
Required	ZeroOrOne	node	Get, Replace

This interior node represents a container for the common network operation which means both on-network operation and off-network operation.

5.2.7 /<x>/<x>/Common/Authorised

Table 5.2.7.1: /<x>/<x>/Common/Authorised

<x>/Common/Authorised

Status	Occurrence	Format	Min. Access Types
Required	One	bool	Get, Replace

This leaf node indicates authorisation to create and delete aliases of an MCPTT user and its associated user profiles.

When set to "true" it is authorised to create and delete aliases of an MCPTT user and its associated user profiles.

When set to "false" it is not authorised to create and delete aliases of an MCPTT user and its associated user profiles.

5.2.8 /<x>/<x>/Common/UserAlias

Table 5.2.8.1: /<x>/<x>/Common/UserAlias

<x>/Common/UserAlias

Status	Occurrence	Format	Min. Access Types
Required	OneOrMore	chr	Get, Replace

This leaf node indicates the alphanumeric aliases of MCPTT user.

5.2.9 /<x>/<x>/Common/MCPTTUserID

Table 5.2.9.1: /<x>/<x>/Common/MCPTTUserID

<x>/Common/MCPTTUserID

Status	Occurrence	Format	Min. Access Types
Required	One	chr	Get, Replace

This leaf node indicates an MCPTT user identity (MCPTT ID) which is a globally unique identifier within the MCPTT service that represents the MCPTT user.

5.2.10 /<x>/<x>/Common/ParticipantType

Table 5.2.10.1: /<x>/<x>/Common/ParticipantType

<x>/Common/ParticipantType

Status	Occurrence	Format	Min. Access Types
Required	One	chr	Get, Replace

This leaf node indicates the participant type of the MCPTT user.

The ParticipantType means the functional category of the participant (e.g., first responder, second responder, dispatch, dispatch supervisor), typically defined by the MCPTT administrators.

5.2.11 /<x>/<x>/Common/Organization

Table 5.2.11.1: /<x>/<x>/Common/Organization

<x>/Common/Organization

Status	Occurrence	Format	Min. Access Types
Required	One	chr	Get, Replace

This leaf node indicates the organization an MCPTT user belongs to.

5.2.12 /<x>/<x>/Common/PrivateCall

Table 5.2.12.1: /<x>/<x>/Common/PrivateCall

<x>/Common/PrivateCall

Status	Occurrence	Format	Min. Access Types
Required	One	node	Get, Replace

This interior node is a placeholder for the private call configuration.

5.2.13 /<x>/<x>/Common/PrivateCall/Authorised

Table 5.2.13.1: /<x>/<x>/Common/PrivateCall/Authorised

<x>/Common/PrivateCall/Authorised

Status	Occurrence	Format	Min. Access Types
Required	One	bool	Get, Replace

This leaf node indicates the authorisation to make a private call.

When set to "true" the MCPTT user is allowed to make a private call.

When set to "false" the MCPTT user is not allowed to make a private call.

5.2.14 /<x>/<x>/Common/PrivateCall/UserAuthorised

Table 5.2.14.1: /<x>/<x>/Common/PrivateCall/UserAuthorised

<x>/Common/PrivateCall/UserAuthorised

Status	Occurrence	Format	Min. Access Types
Required	OneOrMore	chr	Get, Replace

This leaf node indicates a list of MCPTT user(s) who can be called in a private call.

The value is a SIP URI or TEL URI as specified in 3GPP TS 23.003 [5].

5.2.15 /<x>/<x>/Common/PrivateCall/UserList

Table 5.2.15.1: /<x>/<x>/PrivateCall/UserList

<x>/Common/ PrivateCall/UserList

Status	Occurrence	Format	Min. Access Types
Required	One	node	Get, Replace

This interior node is a placeholder for a list of MCPTT user(s) who can be called in a private call.

5.2.16 /<x>/<x>/Common/PrivateCall/UserList/<x>

Table 5.2.16.1: /<x>/<x>/Common/PrivateCall/UserList/<x>

<x>/Common/PrivateCall/UserList/<x>

Status	Occurrence	Format	Min. Access Types
Required	OneOrMore	node	Get, Replace

This interior node is a placeholder for one or more list of MCPTT users who can be called in a private call.

5.2.17 /<x>/<x>/Common/PrivateCall/UserList/<x>/MCPTTID

Table 5.2.17.1: /<x>/<x>/Common/PrivateCall/UserList/<x>/MCPTTID

<x>/Common/PrivateCall/UserList/<x>/MCPTTID

Status	Occurrence	Format	Min. Access Types
Required	One	chr	Get, Replace

This leaf node indicates an MCPTT user identity (MCPTT ID) which is a globally unique identifier within the MCPTT service that represents the MCPTT user.

The value is a "uri" attribute specified in OMA OMA-TS-XDM_Group-V1_1 [4].

5.2.18 /<x>/<x>/Common/PrivateCall/UserList/<x>/ProSeLayer2GroupID

Table 5.2.18.1: /<x>/<x>/Common/PrivateCall/UserList/<x>/ProSeLayer2GroupID

<x>/Common/PrivateCall/UserList/<x>/Layer2GroupID

Status	Occurrence	Format	Min. Access Types
Optional	One	chr	Get, Replace

This leaf node indicates a ProSe layer-2 group ID as specified in 3GPP TS 23.303 [6].

The value of the ProSe layer-2 group ID is used as the discovery group ID in the ProSe discovery procedures as specified in 3GPP TS 23.303 [6].

5.2.19 /<x>/<x>/Common/PrivateCall/UserList/<x>/UserInfoid

Table 5.2.19.1: /<x>/<x>/Common/PrivateCall/<x>/UserList/UserInfoid

<x>/Common/PrivateCall/UserList/<x>/UserInfoid

Status	Occurrence	Format	Min. Access Types
Required	One	chr	Get, Replace

This leaf node indicates a ProSe user info ID as specified in 3GPP TS 23.303 [6].

5.2.20 /<x>/<x>/Common/PrivateCall/ManualCommence

Table 5.2.20.1: /<x>/<x>/Common/PrivateCall/ManualCommence

<x>/Common/PrivateCall/ManualCommence

Status	Occurrence	Format	Min. Access Types
Required	One	bool	Get, Replace

This leaf node indicates the authorisation to make a private call with manual commencement.

When set to "true" the MCPTT user is authorised to make a private call in manual commencement mode.

When set to "false" the MCPTT user is not authorised to make a private call in manual commencement mode.

5.2.21 /<x>/<x>/Common/PrivateCall/AutoCommence

Table 5.2.21.1: /<x>/<x>/Common/PrivateCall/AutoCommence

<x>/Common/PrivateCall/AutoCommence

Status	Occurrence	Format	Min. Access Types
Required	One	bool	Get, Replace

This leaf node indicates the authorisation to make a private call with automatic commencement.

When set to "true" the MCPTT user is authorised to make a private call in automatic commencement mode.

When set to "false" the MCPTT user is not authorised to make a private call in automatic commencement mode.

5.2.22 /<x>/<x>/Common/PrivateCall/AutoAnswer

Table 5.2.22.1: /<x>/<x>/Common/PrivateCall/AutoAnswer

<x>/Common/PrivateCall/AutoAnswer

Status	Occurrence	Format	Min. Access Types
Required	One	bool	Get, Replace

This leaf node indicates the authorisation of MCPTT user to force automatic answer for a private call.

When set to "true" the MCPTT user is authorised to force automatic answer for a private call.

When set to "false" the MCPTT user is not authorised to force automatic answer for a private call.

5.2.23 /<x>/<x>/Common/PrivateCall/FailRestrict

Table 5.2.23.1: /<x>/<x>/Common/PrivateCall/FailRestrict

<x>/Common/PrivateCall/FailRestrict

Status	Occurrence	Format	Min. Access Types
Required	One	bool	Get, Replace

This leaf node indicates the authorisation to restrict the provision of a notification of call failure reason for a private call.

When set to "true" the MCPTT user is authorised to restrict notification of call failure reason for private call.

When set to "false" the MCPTT user is not authorised to restrict notification of call failure reason for private call.

5.2.24 /<x>/<x>/Common/MCPTTGroupCall

Table 5.2.24.1: /<x>/<x>/Common/MCPTTGroupCall

<x>/Common/MCPTTGroupCall

Status	Occurrence	Format	Min. Access Types
Required	One	node	Get, Replace

This interior node is a placeholder for the MCPTT group call configuration.

5.2.25 /<x>/<x>/Common/MCPTTGroupCall/MaxCalls

Table 5.2.25.1: /<x>/<x>/Common/MCPTTGroupCall/MaxCalls

<x>/Common/MCPTTGroupCall/MaxCalls

Status	Occurrence	Format	Min. Access Types
Required	One	int	Get, Replace

This leaf node indicates the maximum number of simultaneously received group calls.

5.2.26 /<x>/<x>/Common/MCPTTGroupCall/EmergencyCall

Table 5.2.26.1: /<x>/<x>/Common/MCPTTGroupCall/EmergencyCall

<x>/Common/MCPTTGroupCall/EmergencyCall

Status	Occurrence	Format	Min. Access Types
Required	One	node	Get, Replace

This interior node is a placeholder for the MCPTT emergency call policy.

5.2.27 /<x>/<x>/Common/MCPTTGroupCall/EmergencyCall/Enabled

Table 5.2.27.1: /<x>/<x>/Common/MCPTTGroupCall/EmergencyCall/Enabled

<x>/Common/MCPTTGroupCall/EmergencyCall/Enabled

Status	Occurrence	Format	Min. Access Types
Required	One	bool	Get, Replace

This leaf node indicates the authorisation to make an MCPTT emergency group call functionality enabled for MCPTT user.

When set to "true" the MCPTT user is authorised to make an MCPTT emergency group call functionality enabled.

When set to "false" the MCPTT user is not authorised to make an MCPTT emergency group call functionality enabled.

5.2.28 /<x>/<x>/Common/MCPTTGroupCall/EmergencyCall/Authorised

Table 5.2.28.1: /<x>/<x>/Common/MCPTTGroupCall/EmergencyCall/Authorised

<x>/Common/MCPTTGroupCall/EmergencyCall/Authorised

Status	Occurrence	Format	Min. Access Types
Required	One	bool	Get, Replace

This leaf node indicates the authorisation to make an MCPTT emergency private call.

When set to "true" the MCPTT user is authorised to make an MCPTT emergency private call.

When set to "false" the MCPTT user is not authorised to make an MCPTT emergency private call.

5.2.29

/<x>/<x>/Common/MCPTTGroupCall/EmergencyCall/MCPTTGroupInitiation

Table 5.2.29.1: /<x>/<x>/Common/MCPTTGroupCall/EmergencyCall/MCPTTGroupInitiation

<x>/Common/MCPTTGroupCall/EmergencyCall/MCPTTGroupInitiation

Status	Occurrence	Format	Min. Access Types
Required	One	chr	Get, Replace

This interior node indicates the group used on initiation of an MCPTT emergency group call.

5.2.30

`<x>/Common/MCPTTGroupCall/EmergencyCall/CancelMCPTTGroup`

Table 5.2.30.1: `<x>/Common/MCPTTGroupCall/EmergencyCall/CancelMCPTTGroup`

`<x>/Common/MCPTTGroupCall/EmergencyCall/CancelMCPTTGroup`

Status	Occurrence	Format	Min. Access Types
Required	One	bool	Get, Replace

This leaf node indicates the authorisation to cancel an in progress MCPTT emergency call associated with a group.

When set to "true" the MCPTT user is authorised to cancel a MCPTT group emergency call.

When set to "false" the MCPTT user is not authorised to cancel a MCTT group emergency call.

5.2.31 `<x>/Common/MCPTTGroupCall/EmergencyCall/CancelPrivate`

Table 5.2.31.1: `<x>/Common/MCPTTGroupCall/EmergencyCall/CancelPrivate`

`<x>/Common/MCPTTGroupCall/EmergencyCall/CancelPrivate`

Status	Occurrence	Format	Min. Access Types
Required	One	bool	Get, Replace

This leaf node indicates the authorisation to cancel emergency priority in an MCPTT emergency private call by an authorised MCPTT user.

When set to "true" the MCPTT user is authorised to cancel an emergency priority in an MCPTT private call.

When set to "false" the MCPTT user is not authorised to cancel an emergency priority in an MPCTT private call.

5.2.32 `<x>/Common/MCPTTGroupCall/EmergencyCall/Recipient`

Table 5.2.32.1: `<x>/Common/MCPTTGroupCall/EmergencyCall/Recipient`

`<x>/Common/MCPTTGroupCall/EmergencyCall/Recipient`

Status	Occurrence	Format	Min. Access Types
Required	OneOrMore	chr	Get, Replace

This leaf node indicates the recipient for an MCPTT emergency private call.

5.2.33 `<x>/Common/MCPTTGroupCall/ImminentPerilCall`

Table 5.2.33.1: `<x>/Common/MCPTTGroupCall/ImminentPerilCall`

`<x>/Common/MCPTTGroupCall/ImminentPerilCall`

Status	Occurrence	Format	Min. Access Types
Required	One	node	Get, Replace

This interior node is a placeholder for the MCPTT imminent peril call policy.

5.2.34 `<x>/Common/MCPTTGroupCall/ImminentPerilCall/Authorised`

Table 5.2.34.1: `<x>/Common/MCPTTGroupCall/ImminentPerilCall/Authorised`

`<x>/Common/MCPTTGroupCall/ImminentPerilCall/Authorised`

Status	Occurrence	Format	Min. Access Types
Required	One	bool	Get, Replace

This leaf node indicates the authorisation to make an Imminent Peril group call.

When set to "true" the MCPTT user is authorised to create an MCPTT imminent peril group call.

When set to "false" the MCPTT user is not authorised to create an MCPTT imminent peril group call.

5.2.35 `<x>/<x>/Common/MCPTTGroupCall/ImminentPerilCall/Cancel`

Table 5.2.35.1: `<x>/<x>/Common/MCPTTGroupCall/ImminentPerilCall/Cancel`

`<x>/Common/MCPTTGroupCall/ImminentPerilCall/Cancel`

Status	Occurrence	Format	Min. Access Types
Required	One	bool	Get, Replace

This leaf node indicates the authorisation for in-progress MCPTT imminent peril cancelation.

When set to "true" the MCPTT user is authorised to cancel an MCPTT imminent peril call.

When set to "false" the MCPTT user is not authorised to cancel an MCPTT imminent peril call.

5.2.36

`<x>/<x>/Common/MCPTTGroupCall/ImminentPerilCall/MCPTTGroupInitiation`

Table 5.2.36.1: `<x>/<x>/Common/MCPTTGroupCall/ImminentPerilCall/MCPTTGroupInitiation`

`<x>/Common/MCPTTGroupCall/ImminentPerilCall/GroupInitiation`

Status	Occurrence	Format	Min. Access Types
Required	One	chr	Get, Replace

This leaf node indicates the group used on initiation of an MCPTT imminent peril group call.

5.2.37 `<x>/<x>/Common/MCPTTGroupCall/EmergencyAlert`

Table 5.2.37.1: `<x>/<x>/Common/MCPTTGroupCall/EmergencyAlert`

`<x>/Common/MCPTTGroupCall/EmergencyAlert`

Status	Occurrence	Format	Min. Access Types
Required	One	node	Get, Replace

This interior node is a placeholder for the MCPTT emergency alert policy.

5.2.38 `<x>/<x>/Common/MCPTTGroupCall/EmergencyAlert/Authorised`

Table 5.2.38.1: `<x>/<x>/Common/MCPTTGroupCall/EmergencyAlert/Authorised`

`<x>/Common/MCPTTGroupCall/EmergencyAlert/Authorised`

Status	Occurrence	Format	Min. Access Types
Required	One	bool	Get, Replace

This leaf node indicates the authorisation to activate an MCPTT emergency alert.

When set to "true" the MCPTT user is authorised to make an MCPTT emergency alert.

When set to "false" the MCPTT user is not authorised to make an MCPTT emergency alert.

5.2.39 /<x>/<x>/Common/MCPTTGroupCall/EmergencyAlert/Cancel

Table 5.2.39.1: /<x>/<x>/Common/MCPTTGroupCall/EmergencyAlert/Cancel

<x>/Common/MCPTTGroupCall/EmergencyAlert/Cancel

Status	Occurrence	Format	Min. Access Types
Required	One	bool	Get, Replace

This leaf node indicates the authorisation to cancel an MCPTT emergency alert.

When set to "true" the MCPTT user is authorised to cancel an MCPTT emergency alert.

When set to "false" the MCPTT user is not authorised to cancel an MCPTT emergency alert.

5.2.40 /<x>/<x>/Common/MCPTTGroupCall/EmergencyAlert/Recipient

Table 5.2.40.1: /<x>/<x>/Common/MCPTTGroupCall/EmergencyAlert/Recipient

<x>/Common/MCPTTGroupCall/EmergencyAlert/Recipient

Status	Occurrence	Format	Min. Access Types
Required	OneOrMore	chr	Get, Replace

This leaf node indicates the MCPTT group/user recipient of an MCPTT emergency alert.

5.2.41 /<x>/<x>/Common/Priority

Table 5.2.41.1: /<x>/<x>/Common/Priority

<x>/Common/Priority

Status	Occurrence	Format	Min. Access Types
Required	One	int	Get, Replace

This leaf node indicates the priority of the MCPTT user for initiating/receiving calls.

- Values: 0-255

The MCPTT user with the lowest Priority value shall be considered as the MCPTT user having the lowest level among the MCPTT users.

5.2.42 /<x>/<x>/Common/MCPTTGroupBroadcast

Table 5.2.42.1: /<x>/<x>/Common/MCPTTGroupBroadcast

<x>/Common/MCPTTGroupBroadcast

Status	Occurrence	Format	Min. Access Types
Required	One	node	Get, Replace

This interior node is a placeholder for the group-broadcast group policy.

5.2.43 /<x>/<x>/Common/MCPTTGroupBroadcast/Authorised

Table 5.2.43.1: /<x>/<x>/Common/MCPTTGroupBroadcast/Authorised

<x>/Common/MCPTTGroupBroadcast/Authorised

Status	Occurrence	Format	Min. Access Types
Required	One	bool	Get, Replace

This leaf node indicates the authorisation to create a group-broadcast group.

When set to "true" the MCPTT user is authorised to create a group-broadcast group.

When set to "false" the MCPTT user is not authorised to create a group-broadcast group.

5.2.44 /<x>/<x>/Common/UserBroadcast

Table 5.2.44.1: /<x>/<x>/Common/UserBroadcast

<x>/Common/UserBroadcast

Status	Occurrence	Format	Min. Access Types
Required	One	node	Get, Replace

This interior node is a placeholder for the user-broadcast group policy.

5.2.45 /<x>/<x>/Common/UserBroadcast/Authorised

Table 5.2.45.1: /<x>/<x>/Common/UserBroadcast/Authorised

<x>/Common/UserBroadcast/Authorised

Status	Occurrence	Format	Min. Access Types
Required	One	bool	Get, Replace

This leaf node indicates the authorisation to create a user-broadcast group.

When set to "true" the MCPTT user is authorised to create a user-broadcast group.

When set to "false" the MCPTT user is not authorised to create a user-broadcast group.

5.2.46 /<x>/<x>/OffNetwork

Table 5.2.46.1: /<x>/<x>/OffNetwork

<x>/OffNetwork

Status	Occurrence	Format	Min. Access Types
Required	ZeroOrOne	node	Get, Replace

This interior node represents a container for off-network operation.

5.2.47 /<x>/<x>/OffNetwork/Authorised

Table 5.2.47.1: /<x>/<x>/OffNetwork/Authorised

<x>/OffNetwork/Authorised

Status	Occurrence	Format	Min. Access Types
Required	One	bool	Get, Replace

This leaf node indicates the authorisation for off-network services.

When set to "true" the MCPTT user is authorised for off-network services.

When set to "false" the MCPTT user is not authorised for off-network services.

5.2.48 /<x>/<x>/OffNetwork/MCPTTGroupInfo

Table 5.2.48.1: /<x>/<x>/OffNetwork/MCPTTGroupInfo

<x>/OffNetwork/MCPTTGroupInfo

Status	Occurrence	Format	Min. Access Types
Required	One	node	Get, Replace

This interior node is a placeholder for group information.

5.2.49 /<x>/<x>/OffNetwork/MCPTTGroupInfo/<x>

Table 5.2.49.1: /<x>/<x>/OffNetwork/MCPTTGroupInfo/<x>

<x>/OffNetwork/MCPTTGroupInfo/<x>

Status	Occurrence	Format	Min. Access Types
Required	OneOrMore	node	Get, Replace

This interior node is a placeholder for one or more group information.

5.2.50 /<x>/<x>/OffNetwork/MCPTTGroupInfo/<x>/MCPTTGroupID

Table 5.2.50.1: /<x>/<x>/OffNetwork/MCPTTGroupInfo/<x>/MCPTTGroupID

<x>/OffNetwork/MCPTTGroupInfo/<x>/MCPTTGroupID

Status	Occurrence	Format	Min. Access Types
Optional	One	chr	Get, Replace

This leaf node indicates a list of off-network MCPTT groups for use by an MCPTT user.

5.2.51 /<x>/<x>/OffNetwork/EmergencyCallChange

Table 5.2.51.1: /<x>/<x>/OffNetwork/EmergencyCallChange

<x>/OffNetwork/EmergencyCallChange

Status	Occurrence	Format	Min. Access Types
Required	One	bool	Get, Replace

This leaf node indicates the authorization for a participant to change an off-network group call in-progress to an off-network MCPTT emergency group call.

When set to "true" the MCPTT user is authorised to change an MCPTT emergency group call.

When set to "false" the MCPTT user is not authorised to change an MCPTT emergency group call.

5.2.52 /<x>/<x>/OffNetwork/ImminentPerilCallChange

Table 5.2.52.1: /<x>/<x>/OffNetwork/ImminentPerilCallChange

<x>/OffNetwork/ImminentPerilCallChange

Status	Occurrence	Format	Min. Access Types
Required	One	int	Get, Replace

This leaf node indicates the authorization for a participant to change an off-network group call in-progress to an off-network MCPTT imminent peril group call.

When set to "true" the MCPTT user is authorised to change an MCPTT imminent peril group call.

When set to "false" the MCPTT user is not authorised to change an MCPTT imminent peril group call.

5.2.53 /<x>/<x>/OffNetwork/UserInfoID

Table 5.2.53.1: /<x>/<x>/OffNetwork/UserInfoID

<x>/OffNetwork/UserInfoID

Status	Occurrence	Format	Min. Access Types
Required	One	chr	Get, Replace

This leaf node indicates the ProSe user info ID as specified in 3GPP TS 23.303 [6].

5.2.54 /<x>/Status

Table 5.2.54.1: /<x>/Status

Status

Status	Occurrence	Format	Min. Access Types
Required	One	bool	Get, Replace

This leaf node indicates the authorisation to create, amend, delete, and suspend MCPTT user profiles.

When set to "true" the MCPTT user is allowed to create, amend, delete, and suspend MCPTT user profiles.

When set to "false" the MCPTT user is not allowed to create, amend, delete, and suspend MCPTT user profiles.

6 MCPTT group configuration MO

6.1 General

The MCPTT group configuration Management Object (MO) is used to configure the MCPTT Client behaviour for the on-network or off-network MCPTT Service. The MCPTT group configuration parameters may be stored in the ME, or in the USIM as specified in 3GPP TS 31.102 [10], or in both the ME and the USIM. If both the ME and the USIM contain the same parameters, the values stored in the USIM shall take precedence.

The Management Object Identifier is: urn:oma:mo:ext-3gpp-MCPTT-group-configuration:1.0.

Protocol compatibility: This MO is compatible with OMA OMA DM 1.2 [3].

The OMA DM ACL property mechanism (see OMA OMA-ERELED-DM-V1_2 [2]) may be used to grant or deny access rights to OMA DM servers in order to modify nodes and leaf objects of the MCPTT group configuration MO.

The following nodes and leaf objects are possible under the MCPTT group configuration node as described in figure 6.1.1:

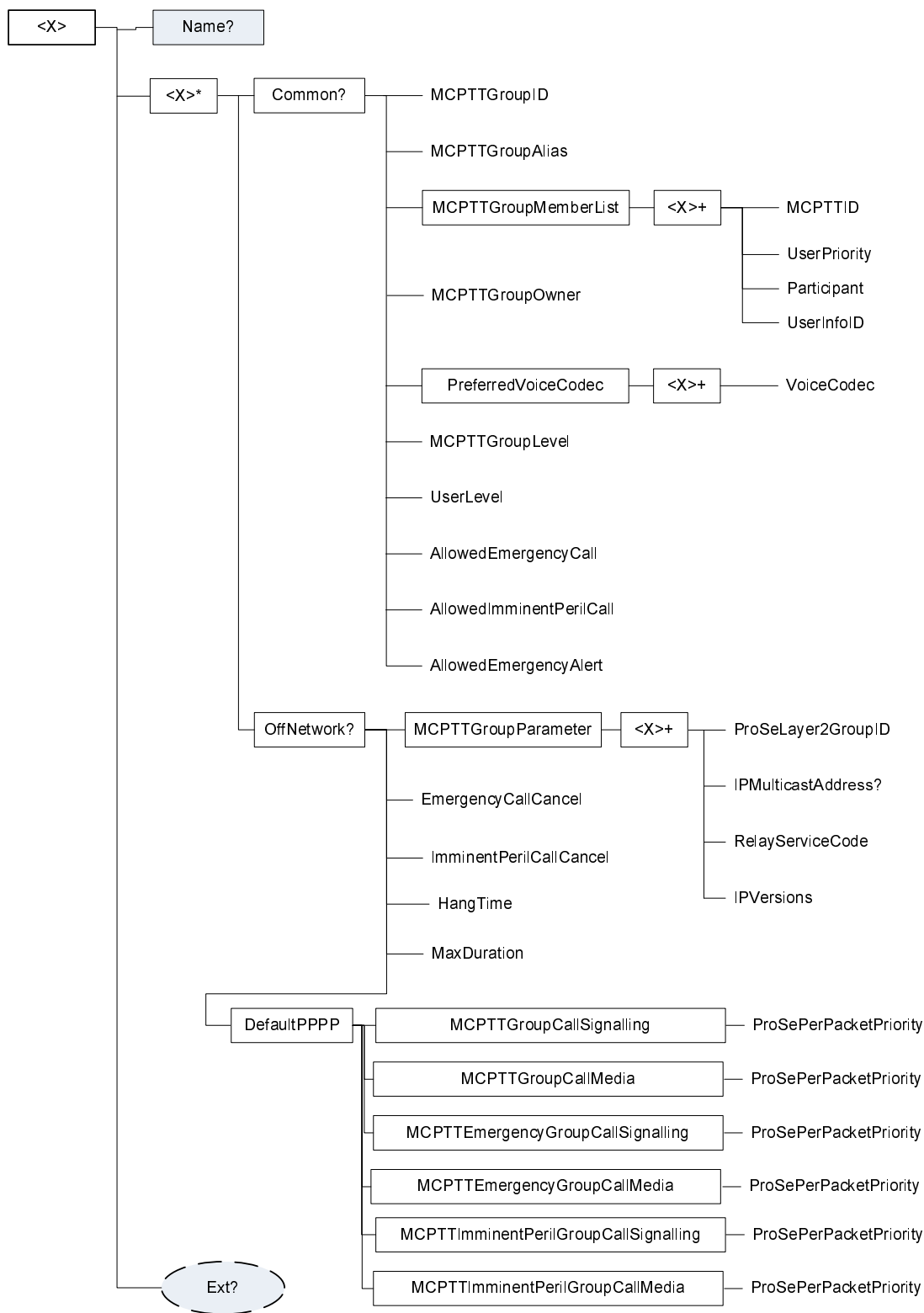


Figure 6.1.1: The MCPTT group configuration MO

6.2 MCPTT group configuration MO parameters

6.2.1 General

This clause describes the parameters for the MCPTT group configuration Management Object (MO).

6.2.2 Node: <x>

Table 6.2.2.1: Node: <x>

<x>

Status	Occurrence	Format	Min. Access Types
Required	OneOrMore	node	Get

This interior node acts as a placeholder for the MCPTT group configuration Management Object (MO).

For the MCPTT group configuration MO, the namespace specific string is: "urn:oma:mo:oma-dm-mcptt-group configuration:1.0"

- Values: N/A

6.2.3 /<x>/Name

Table 6.2.3.1: Node: <x>

Name

Status	Occurrence	Format	Min. Access Types
Required	ZeroOrOne	chr	Get

The Name leaf is a name for the MCPTT group configuration settings.

- Values: <User displayable name>

6.2.4 /<x>/Ext/

Table 6.2.4.1: /<x>/Ext/

Ext

Status	Occurrence	Format	Min. Access Types
Optional	ZeroOrOne	node	Get, Replace

The Ext is an interior node for where the vendor specific information about the MCPTT group configuration MO is being placed.

Usually the vendor extension is identified by vendor specific name under the ext node and contains the vendor meaning application vendor, device vendor etc. The tree structure under the vendor identified is not defined and can therefore include one or more un-standardized sub-trees.

- Values: N/A

6.2.5 /<x>/<x>

Table 6.2.5.1: /<x>/<x>

<x>

Status	Occurrence	Format	Min. Access Types
Required	ZeroOrMore	node	Get, Replace

This interior node represents a container for the common network operation which means both on-network operation and off-network operation.

6.2.6 /<x>/<x>/Common

Table 6.2.6.1: /<x>/<x>/Common

<x>/Common

Status	Occurrence	Format	Min. Access Types

Required	ZeroOrOne	node	Get, Replace
----------	-----------	------	--------------

This interior node represents a container for the common network operation which means both on-network operation and off-network operation.

6.2.7 /<x>/<x>/Common/MCPTTGroupID

Table 6.2.7.1: /<x>/<x>/Common/MCPTTGroupID

<x>/Common/MCPTTGroupID

Status	Occurrence	Format	Min. Access Types
Required	One	chr	Get, Replace

This leaf node indicates the MCPTT group ID.

The value is a "uri" attribute specified in OMA OMA-TS-XDM_Group-V1_1 [4].

6.2.8 /<x>/<x>/Common/MCPTTGroupAlias

Table 6.2.8.1: /<x>/<x>/Common/MCPTTGroupAlias

<x>/Common/MCPTTGroupAlias

Status	Occurrence	Format	Min. Access Types
Required	One	int	Get, Replace

This leaf node indicates the group alias.

The value is a <display-name> element specified in OMA OMA-TS-XDM_Group-V1_1 [4].

6.2.9 /<x>/<x>/Common/MCPTTGroupMemberList

Table 6.2.9.1: /<x>/<x>/Common/MCPTTGroupMemberList

<x>/Common/MCPTTGroupMemberList

Status	Occurrence	Format	Min. Access Types
Required	One	node	Get, Replace

This interior node is a placeholder for a list of group members (group membership information).

6.2.10 /<x>/<x>/Common/MCPTTGroupMemberList/<x>

Table 6.2.10.1: /<x>/<x>/Common/MCPTTGroupMemberList/<x>

<x>/Common/MCPTTGroupMemberList/<x>

Status	Occurrence	Format	Min. Access Types
Required	OneOrMore	node	Get, Replace

This interior node is a placeholder for one or more list(s) of group members.

6.2.11 /<x>/<x>/Common/MCPTTGroupMemberList/<x>/MCPTTID

Table 6.2.11.1: /<x>/<x>/Common/MCPTTGroupMemberList/<x>/MCPTTID

<x>/Common/MCPTTGroupMemberList/<x>/MCPTTID

Status	Occurrence	Format	Min. Access Types
Required	One	chr	Get, Replace

This leaf node indicates an MCPTT user identity (MCPTT ID) which is a globally unique identifier within the MCPTT service that represents the MCPTT user.

The value is a "uri" attribute specified in OMA OMA-TS-XDM_Group-V1_1 [4].

6.2.12 /<x>/<x>/Common/MCPTTGroupMemberList/<x>/UserPriority

Table 6.2.12.1: /<x>/<x>/Common/MCPTTGroupMemberList/<x>/UserPriority

<x>/Common/MCPTTGroupMemberList/<x>/UserPriority

Status	Occurrence	Format	Min. Access Types
Required	One	int	Get, Replace

This leaf node indicates the user priority for the group.

The value is a <user-priority> element specified in 3GPP TS 24.381 [9] subclause 7.3.4.2.

6.2.13 /<x>/<x>/Common/MCPTTGroupMemberList/<x>/ParticipantType

Table 6.2.13.1: /<x>/<x>/Common/MCPTTGroupMemberList/<x>/ParticipantType

<x>/Common/MCPTTGroupMemberList/<x>/ParticipantType

Status	Occurrence	Format	Min. Access Types
Required	One	chr	Get, Replace

This leaf node indicates the participant type for the group.

The ParticipantType values are defined and configured by the Mission Critical Organisation (e.g.first responder, second responder, dispatcher, dispatch supervisor, MCPTT administrator).

6.2.14 /<x>/<x>/Common/MCPTTGroupMemberList/<x>/UserInfoID

Table 6.2.14.1: /<x>/<x>/Common/MCPTTGroupMemberList/<x>/UserInfoID

<x>/Common/MCPTTGroupMemberList/<x>/UserInfoID

Status	Occurrence	Format	Min. Access Types
Required	One	chr	Get, Replace

This leaf node indicates the ProSe user info ID as specified in 3GPP TS 23.303 [6].

6.2.15 /<x>/<x>/Common/MCPTTGroupOwner

Table 6.2.15.1: /<x>/<x>/Common/MCPTTGroupOwner

<x>/Common/MCPTTGroupOwner

Status	Occurrence	Format	Min. Access Types
Required	One	chr	Get, Replace

This leaf node indicates the group"s owner (Mission Critical Organisation).

6.2.16 /<x>/<x>/Common/PreferredVoiceCodec

Table 6.2.16.1: /<x>/<x>/Common/PreferredVoiceCodec

<x>/Common/PreferredVoiceCodec

Status	Occurrence	Format	Min. Access Types
Required	One	node	Get, Replace

This interior node is a placeholder for the preferred voice codecs for an MCPTT group.

6.2.17 /<x>/<x>/Common/PreferredVoiceCodec/<x>

Table 6.2.17.1: /<x>/<x>/Common/PreferredVoiceCodec/<x>

<x>/Common/PreferredVoiceCodec/<x>

Status	Occurrence	Format	Min. Access Types
Required	OneOrMore	node	Get, Replace

This interior node is a placeholder for one or more preferred voice codec(s) for an MCPTT group.

6.2.18 /<x>/<x>/Common/PreferredVoiceCodec/<x>/VoiceCodec

Table 6.2.18.1: /<x>/<x>/Common/PreferredVoiceCodec/<x>/VoiceCodec

<x>/Common/PreferredVoiceCodec/<x>/VoiceCodec

Status	Occurrence	Format	Min. Access Types
Required	One	chr	Get, Replace

This leaf node indicates the preferred voice codecs for an MCPTT group.

6.2.19 /<x>/<x>/Common/MCPTTGroupLevel

Table 6.2.19.1: /<x>/<x>/Common/MCPTTGroupLevel

<x>/Common/MCPTTGroupLevel

Status	Occurrence	Format	Min. Access Types
Required	One	int	Get, Replace

This leaf node indicates the level within a group hierarchy (only applicable for group-broadcast group).

- Values: 0-255

The group-broadcast group with the lowest MCPTTGroupLevel value shall be considered as the group-broadcast group having the lowest level among the groups.

6.2.20 /<x>/<x>/Common/UserLevel

Table 6.2.20.1: /<x>/<x>/Common/UserLevel

<x>/Common/UserLevel

Status	Occurrence	Format	Min. Access Types
Required	One	int	Get, Replace

This leaf node indicates the level within user hierarchy (only applicable for user-broadcast group).

The user-broadcast group with the lowest UserLevel value shall be considered as the user-broadcast group having the lowest level among the groups.

6.2.21 /<x>/<x>/Common/AllowedEmergencyCall

Table 6.2.21.1: /<x>/<x>/Common/AllowedEmergencyCall

<x>/Common/AllowedEmergencyCall

Status	Occurrence	Format	Min. Access Types
Required	One	bool	Get, Replace

This leaf node indicates whether an MCPTT emergency group call is permitted on the MCPTT group.

When set to "true" the MCPTT emergency group call is allowed on the group.

When set to "false" the MCPTT emergency group call is not allowed on the group.

6.2.22 /<x>/<x>/Common/AllowedImminentPerilCall

Table 6.2.22.1: /<x>/<x>/Common/AllowedImminentPerilCall

<x>/Common/AllowedImminentPerilCall

Status	Occurrence	Format	Min. Access Types
Required	One	bool	Get, Replace

This interior node indicates whether an MCPTT imminent peril group call is permitted on the MCPTT group.

When set to "true" the MCPTT imminent peril group call is allowed on the group.

When set to "false" the MCPTT imminent peril group call is not allowed on the group.

6.2.23 /<x>/<x>/Common/AllowedEmergencyAlert

Table 6.2.23.1: /<x>/<x>/Common/AllowedEmergencyAlert

<x>/Common/AllowedEmergencyAlert

Status	Occurrence	Format	Min. Access Types
Required	One	bool	Get, Replace

This leaf node indicates whether an MCPTT emergency alert is possible on the MCPTT group.

When set to "true" the MCPTT emergency alert is allowed on the group.

When set to "false" the MCPTT emergency alert is not allowed on the group.

6.2.24 /<x>/<x>/OffNetwork

Table 6.2.24.1: /<x>/<x>/OffNetwork

<x>/OffNetwork

Status	Occurrence	Format	Min. Access Types
Required	ZeroOrOne	node	Get, Replace

This interior node represents a container for off-network operation.

6.2.25 /<x>/<x>/OffNetwork/MCPTTGroupParameter

Table 6.2.25.1: /<x>/<x>/OffNetwork/MCPTTGroupParameter

<x>/OffNetwork/MCPTTGroupParameter

Status	Occurrence	Format	Min. Access Types
Required	One	node	Get, Replace

This interior node is a placeholder for the group parameters.

6.2.26 /<x>/<x>/OffNetwork/MCPTTGroupParameter/<x>

Table 6.2.26.1: /<x>/<x>/OffNetwork/MCPTTGroupParameter/<x>

<x>/OffNetwork/MCPTTGroupParameter/<x>

Status	Occurrence	Format	Min. Access Types
Required	OneOrMore	node	Get, Replace

This interior node is a placeholder for one or more group parameters.

6.2.27

`/<x>/<x>/OffNetwork/MCPTTGroupParameter/<x>/ProSeLayer2GroupID`

Table 6.2.27.1: `/<x>/<x>/OffNetwork/MCPTTGroupParameter/<x>/ProSeLayer2GroupID`

`<x>/OffNetwork/MCPTTGroupParameter/<x>/Layer2GroupID`

Status	Occurrence	Format	Min. Access Types
Optional	One	chr	Get, Replace

This leaf node indicates the ProSe layer-2 group ID as specified in 3GPP TS 23.303 [6].

The value of a ProSe layer-2 group ID is used as the discovery group ID in ProSe discovery procedures as specified in 3GPP TS 23.303 [6].

6.2.28

`/<x>/<x>/OffNetwork/MCPTTGroupParameter/<x>/IPMulticastAddress`

Table 6.2.28.1: `/<x>/<x>/OffNetwork/MCPTTGroupParameter/<x>/IPMulticastAddress`

`<x>/OffNetwork/MCPTTGroupParameter/<x>/IPMulticastAddress`

Status	Occurrence	Format	Min. Access Types
Optional	One	chr	Get, Replace

This leaf node indicates the ProSe group IP multicast address as specified in 3GPP TS 23.303 [6].

The value is an IPv4 address or an IPv6 address.

6.2.29

`/<x>/<x>/OffNetwork/MCPTTGroupParameter/<x>/RelayServiceCode`

Table 6.2.29.1: `/<x>/<x>/OffNetwork/MCPTTGroupParameter/<x>/RelayServiceCode`

`<x>/OffNetwork/MCPTTGroupParameter/<x>/RelayServiceCode`

Status	Occurrence	Format	Min. Access Types
Required	One	chr	Get, Replace

This leaf node indicates the associated relay service code as specified in 3GPP TS 23.303 [6].

6.2.30 `/<x>/<x>/OffNetwork/MCPTTGroupParameter/<x>/IPVersions`

Table 6.2.30.1: `/<x>/<x>/OffNetwork/MCPTTGroupParameter/<x>/IPVersions`

`<x>/OffNetwork/MCPTTGroupParameter/<x>/IPVersions`

Status	Occurrence	Format	Min. Access Types
Required	One	chr	Get, Replace

This leaf node indicates whether IPv4 or IPv6 is used for the MCPTT group as specified in 3GPP TS 23.303 [6].

The value is "IPv4" or "IPv6".

6.2.31 /<x>/<x>/OffNetwork/EmergencyCallCancel

Table 6.2.31.1: /<x>/<x>/OffNetwork/EmergencyCallCancel

<x>/OffNetwork/EmergencyCallCancel

Status	Occurrence	Format	Min. Access Types
Required	One	int	Get, Replace

This leaf node indicates the timeout value for the cancellation of an in progress emergency for an MCPTT group call.

- Values: 0-255

The EmergencyCallCancel time is in seconds.

6.2.32 /<x>/<x>/OffNetwork/ImminentPerilCallCancel

Table 6.2.32.1: /<x>/<x>/OffNetwork/ImminentPerilCallCancel

<x>/OffNetwork/ImminentPerilCallCancel

Status	Occurrence	Format	Min. Access Types
Required	One	int	Get, Replace

This leaf node indicates the timeout value for the cancellation of an in progress MCPTT imminent peril group call.

- Values: 0-255

The ImminentPerilCallCancel time is in seconds.

6.2.33 /<x>/<x>/OffNetwork/HangTime

Table 6.2.33.1: /<x>/<x>/OffNetwork/HangTime

<x>/OffNetwork/HangTime

Status	Occurrence	Format	Min. Access Types
Required	One	int	Get, Replace

This leaf node indicates the group call hang timer.

- Values: 0-255

The HangTime is in seconds.

6.2.34 /<x>/<x>/OffNetwork/MaxDuration

Table 6.2.34.1: /<x>/<x>/OffNetwork/MaxDuration

<x>/OffNetwork/MaxDuration

Status	Occurrence	Format	Min. Access Types
Required	One	int	Get, Replace

This leaf node indicates the max duration of group calls.

- Values: 0-255

The MaxDuration time is in seconds.

6.2.35 /<x>/<x>/OffNetwork/DefaultPPPP

Table 6.2.35.1: /<x>/<x>/OffNetwork/DefaultPPPP

<x>/OffNetwork/DefaultPPPP

Status	Occurrence	Format	Min. Access Types
Required	One	node	Get, Replace

This interior node is a placeholder for the default ProSe Per-Packet Priority (PPPP) configuration.

6.2.36 /<x>/<x>/OffNetwork/DefaultPPPP/MCPTTGroupCallSignalling

Table 6.2.36.1: /<x>/<x>/OffNetwork/DefaultPPPP/MCPTTGroupCallSignalling

<x>/OffNetwork/DefaultPPPP/MCPTTGroupCallSignalling

Status	Occurrence	Format	Min. Access Types
Required	One	node	Get, Replace

This interior node indicates the default ProSe Per-Packet Priority (PPPP) configuration for the MCPTT group call signalling.

6.2.37

/<x>/<x>/OffNetwork/DefaultPPPP/MCPTTGroupCallSignalling/ProSePerPacketPriority

Table 6.2.37.1: /<x>/<x>/OffNetwork/DefaultPPPP/MCPTTGroupCallSignalling/ProSePerPacketPriority

<x>/OffNetwork/DefaultPPPP/MCPTTGroupCallSignalling/ProSePerPacketPriority

Status	Occurrence	Format	Min. Access Types
Required	One	int	Get, Replace

This leaf node indicates the default ProSe Per-Packet Priority (PPPP) value (as specified in 3GPP TS 23.303 [6]) for the MCPTT group call signalling.

- Values: 1-8

The MCPTT user data with the lowest ProSe Per-Packet Priority value shall be considered as the MCPTT user data having the lowest priority among the MCPTT user data.

6.2.38 /<x>/<x>/OffNetwork/DefaultPPPP/MCPTTGroupCallMedia

Table 6.2.38.1: /<x>/<x>/OffNetwork/DefaultPPPP/MCPTTGroupCallMedia

<x>/OffNetwork/DefaultPPPP/MCPTTGroupCallMedia

Status	Occurrence	Format	Min. Access Types
Required	One	node	Get, Replace

This interior node indicates the default ProSe Per-Packet Priority (PPPP) configuration for the MCPTT group call media.

6.2.39

/<x>/<x>/OffNetwork/DefaultPPPP/MCPTTGroupCallMedia/ProSePerPacketPriority

Table 6.2.39.1: /<x>/<x>/OffNetwork/DefaultPPPP/MCPTTGroupCallMedia/ProSePerPacketPriority

<x>/OffNetwork/DefaultPPPP/MCPTTGroupCallMedia/ProSePerPacketPriority

Status	Occurrence	Format	Min. Access Types
Required	One	int	Get, Replace

Required	One	int	Get, Replace
----------	-----	-----	--------------

This leaf node indicates the default ProSe Per-Packet Priority (PPPP) value (as specified in 3GPP TS 23.303 [6]) for the MCPTT group call media.

- Values: 1-8

The MCPTT user data with the lowest ProSe Per-Packet Priority value shall be considered as the MCPTT user data having the lowest priority among the MCPTT user data.

6.2.40

`<x>/<x>/OffNetwork/DefaultPPPP/MCPTTEmergencyGroupCallSignalling`

Table 6.2.40.1: `<x>/<x>/OffNetwork/DefaultPPPP/MCPTTEmergencyGroupCallSignalling`

`<x>/OffNetwork/DefaultPPPP/MCPTTEmergencyGroupCallSignalling`

Status	Occurrence	Format	Min. Access Types
Required	One	node	Get, Replace

This interior node indicates the default ProSe Per-Packet Priority (PPPP) configuration for the MCPTT emergency group call signalling.

6.2.41 `<x>/<x>/OffNetwork/DefaultPPPP/MCPTTEmergencyGroupCallSignalling/ProSePerPacketPriority`

Table 6.2.41.1: `<x>/<x>/DefaultPPPP/MCPTTEmergencyGroupCallSignalling/ProSePerPacketPriority`

`<x>/OffNetwork/DefaultPPPP/MCPTTEmergencyGroupCallSignalling/ProSePerPacketPriority`

Status	Occurrence	Format	Min. Access Types
Required	One	int	Get, Replace

This leaf node indicates the default ProSe Per-Packet Priority (PPPP) value (as specified in 3GPP TS 23.303 [6]) for the MCPTT emergency group call signalling.

- Values: 1-8

The MCPTT user data with the lowest ProSe Per-Packet Priority value shall be considered as the MCPTT user data having the lowest priority among the MCPTT user data.

6.2.42

`<x>/<x>/OffNetwork/DefaultPPPP/MCPTTEmergencyGroupCallMedia`

Table 6.2.42.1: `<x>/<x>/OffNetwork/DefaultPPPP/MCPTTEmergencyGroupCallMedia`

`<x>/OffNetwork/DefaultPPPP/MCPTTEmergencyGroupCallMedia`

Status	Occurrence	Format	Min. Access Types
Required	One	node	Get, Replace

This interior node indicates the default ProSe Per-Packet Priority (PPPP) configuration for the MCPTT emergency group call media.

6.2.43

`/<x>/<x>/OffNetwork/DefaultPPPP/MCPTTEmergencyGroupCallMedia/ProSePerPacketPriority`

Table 6.2.43.1:

`/<x>/<x>/OffNetwork/DefaultPPPP/MCPTTEmergencyGroupCallMedia/ProSePerPacketPriority`

`<x>/OffNetwork/DefaultPPPP/MCPTTEmergencyGroupCallMedia/ProSePerPacketPriority`

Status	Occurrence	Format	Min. Access Types
Required	One	int	Get, Replace

This leaf node indicates the default ProSe Per-Packet Priority (PPPP) value (as specified in 3GPP TS 23.303 [6]) for the MCPTT emergency group call media.

- Values: 1-8

The MCPTT user data with the lowest ProSe Per-Packet Priority value shall be considered as the MCPTT user data having the lowest priority among the MCPTT user data.

6.2.44

`/<x>/<x>/OffNetwork/DefaultPPPP/MCPTTImminentPerilGroupCallSignalling`

Table 6.2.44.1: `/<x>/<x>/OffNetwork/DefaultPPPP/MCPTTImminentPerilGroupCallSignalling`

`<x>/OffNetwork/DefaultPPPP/MCPTTImminentPerilGroupCallSignalling`

Status	Occurrence	Format	Min. Access Types
Required	One	node	Get, Replace

This interior node indicates the default ProSe Per-Packet Priority (PPPP) configuration for the MCPTT imminent peril group call signalling.

6.2.45 `/<x>/<x>/OffNetwork/DefaultPPPP/MCPTTImminentPerilGroupCallSignalling/ProSePerPacketPriority`

Table 6.2.45.1:

`/<x>/<x>/DefaultPPPP/MCPTTImminentPerilGroupCallSignalling/ProSePerPacketPriority`

`<x>/OffNetwork/DefaultPPPP/MCPTTImminentPerilGroupCallSignalling/ProSePerPacketPriority`

Status	Occurrence	Format	Min. Access Types
Required	One	int	Get, Replace

This leaf node indicates the default ProSe Per-Packet Priority (PPPP) value (as specified in 3GPP TS 23.303 [6]) for the MCPTT imminent peril group call signalling.

- Values: 1-8

The MCPTT user data with the lowest ProSe Per-Packet Priority value shall be considered as the MCPTT user data having the lowest priority among the MCPTT user data.

6.2.46

`/<x>/<x>/OffNetwork/DefaultPPPP/MCPTTImminentPerilGroupCallMedia`

Table 6.2.46.1: `/<x>/<x>/OffNetwork/DefaultPPPP/MCPTTImminentPerilGroupCallMedia`

`<x>/OffNetwork/DefaultPPPP/MCPTTImminentPerilGroupCallMedia`

Status	Occurrence	Format	Min. Access Types

Required	One	node	Get, Replace
----------	-----	------	--------------

This interior node indicates the default ProSe Per-Packet Priority (PPPP) configuration for the MCPTT imminent peril group call media.

6.2.47 /<x>/<x>/OffNetwork/DefaultPPPP/MCPTTImminentPerilGroupCallMedia/ProSePerPacketPriority

Table 6.2.47.1:

/<x>/<x>/OffNetwork/DefaultPPPP/MCPTTImminentPerilGroupCallMedia/ProSePerPacketPriority

<x>/OffNetwork/DefaultPPPP/MCPTTImminentPerilGroupCallMedia/ProSePerPacketPriority

Status	Occurrence	Format	Min. Access Types
Required	One	int	Get, Replace

This leaf node indicates the default ProSe Per-Packet Priority (PPPP) value (as specified in 3GPP TS 23.303 [6]) for the MCPTT imminent peril group call media.

- Values: 1-8

The MCPTT user data with the lowest ProSe Per-Packet Priority value shall be considered as the MCPTT user data having the lowest priority among the MCPTT user data.

7 MCPTT service configuration MO

7.1 General

The MCPTT service configuration Management Object (MO) is used to configure MCPTT Client behaviour for the on-network or off-network MCPTT Service. The MCPTT service configuration parameters may be stored in the ME, or in the USIM as specified in 3GPP TS 31.102 [10], or in both the ME and the USIM. If both the ME and the USIM contain the same parameters, the values stored in the USIM shall take precedence.

The Management Object Identifier is: urn:oma:mo:ext-3gpp-MCPTT-service-configuration:1.0.

Protocol compatibility: This MO is compatible with OMA OMA DM 1.2 [3].

The OMA DM ACL property mechanism (see OMA OMA-ERELED-DM-V1_2 [2]) may be used to grant or deny access rights to OMA DM servers in order to modify nodes and leaf objects of the MCPTT service configuration MO.

The following nodes and leaf objects are possible under the MCPTT service configuration node as described in figure 7.1.1:

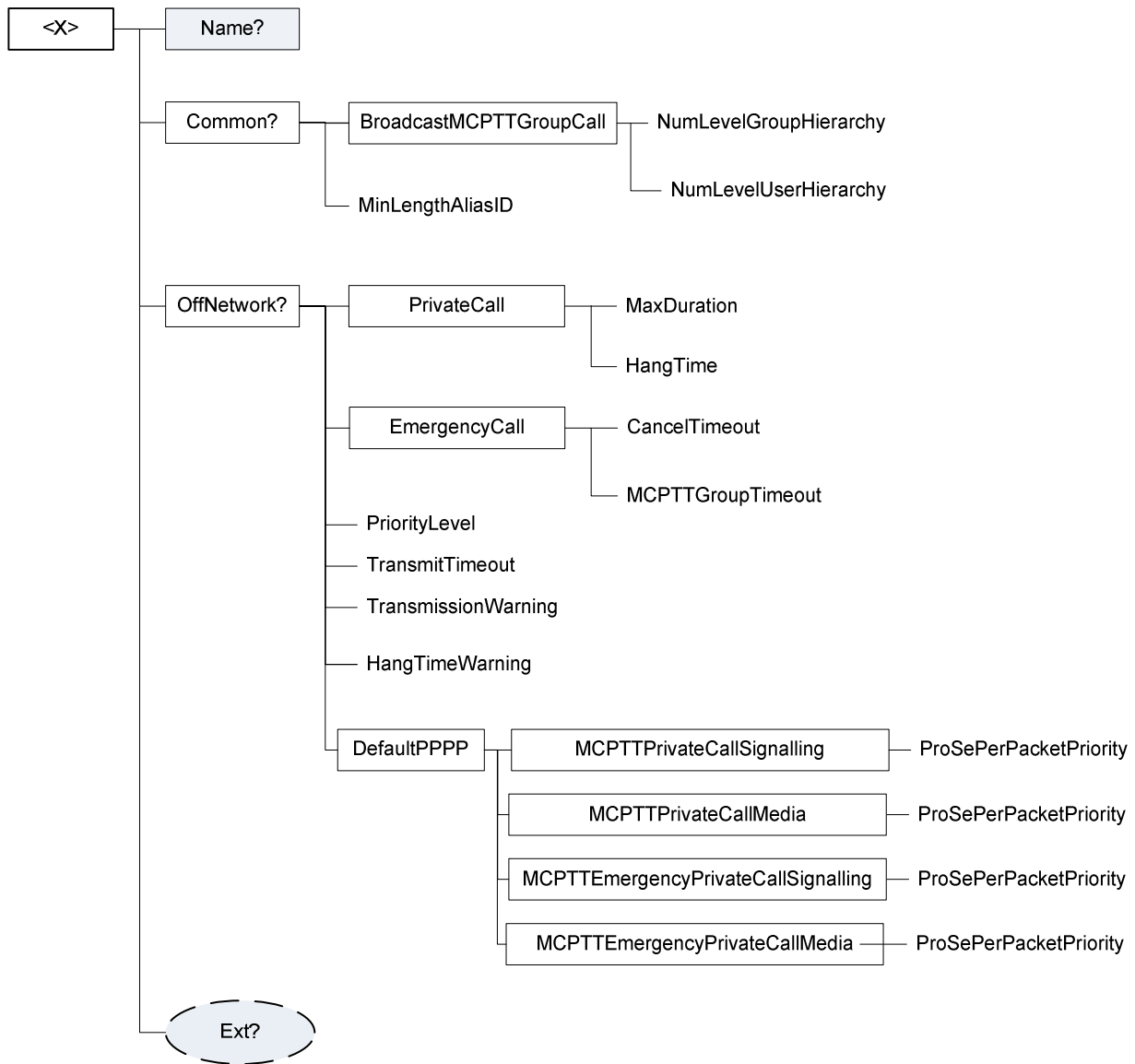


Figure 7.1.1: The MCPTT service configuration MO

7.2 MCPTT service configuration MO parameters

7.2.1 General

This clause describes the parameters for the MCPTT service configuration Management Object (MO).

7.2.2 Node: <x>

Table 7.2.2.1: Node: <x>

<x>

Status	Occurrence	Format	Min. Access Types
Required	OneOrMore	node	Get

This interior node acts as a placeholder for the MCPTT service configuration Management Object (MO).

For the MCPTT service configuration MO, the namespace specific string is: "urn:oma:mo:oma-dm-mcptt-service-configuration:1.0"

- Values: N/A

7.2.3 /<x>/Name

Table 7.2.3.1: /<x>/Name

Name

Status	Occurrence	Format	Min. Access Types
Required	ZeroOrOne	chr	Get

The Name leaf is a name for the MCPTT service configuration settings.

- Values: <User displayable name>

7.2.4 /<x>/Ext/

Table 7.2.4.1: /<x>/Ext/

Ext

Status	Occurrence	Format	Min. Access Types
Optional	ZeroOrOne	node	Get, Replace

The Ext is an interior node for where the vendor specific information about the MCPTT service configuration MO is being placed.

Usually the vendor extension is identified by vendor specific name under the ext node and contains the vendor meaning application vendor, device vendor etc. The tree structure under the vendor identified is not defined and can therefore include one or more un-standardized sub-trees.

- Values: N/A

7.2.5 /<x>/Common

Table 7.2.5.1: /<x>/Common

Common

Status	Occurrence	Format	Min. Access Types
Required	ZeroOrOne	node	Get, Replace

This interior node represents a container for the common network operation which means both on-network operation and off-network operation.

7.2.6 /<x>/Common/BroadcastMCPTTGroupCall

Table 7.2.6.1: /<x>/Common/BroadcastMCPTTGroupCall

Common/BroadcastMCPTTGroupCall

Status	Occurrence	Format	Min. Access Types
Required	One	node	Get, Replace

This interior node is a placeholder for Broadcast MCPTT Group Call configuration.

7.2.7

/<x>/Common/BroadcastMCPTTGroupCall/NumLevelGroupHierarchy

Table 7.2.7.1: /<x>/Common/BroadcastMCPTTGroupCall/NumLevelGroupHierarchy

Common/BroadcastMCPTTGroupCall/NumLevelGroupHierarchy

Status	Occurrence	Format	Min. Access Types
Required	One	int	Get, Replace

This leaf node indicates the number of levels of group hierarchy for group-broadcast groups.

- Values: 0-255

The group-broadcast group with the lowest NumLevelGroupHierarchy value shall be considered as the group-broadcast group having the lowest level among the groups.

7.2.8 /<x>/Common/BroadcastMCPTTGroupCall/NumLevelUserHierarchy

Table 7.2.8.1: /<x>/Common/BroadcastMCPTTGroupCall/NumLevelUserHierarchy

Common/BroadcastMCPTTGroupCall/NumLevelUserHierarchy

Status	Occurrence	Format	Min. Access Types
Required	One	int	Get, Replace

This leaf node indicates the number of levels of user hierarchy for user-broadcast groups.

- Values: 0-255

The user-broadcast group with the lowest NumLevelUserHierarchy value shall be considered as the user-broadcast group the lowest level among the groups.

7.2.9 /<x>/Common/MinLengthAliasID

Table 7.2.9.1: /<x>/Common/MinLengthAliasID

Common/MinLengthAliasID

Status	Occurrence	Format	Min. Access Types
Required	One	int	Get, Replace

This leaf node indicates minimum length of an alphanumeric identifier (i.e., alias) assigned by an MCPTT administrator.

- Values: 0-255

7.2.10 /<x>/OffNetwork

Table 7.2.10.1: /<x>/OffNetwork

OffNetwork

Status	Occurrence	Format	Min. Access Types
Required	ZeroOrOne	node	Get, Replace

This interior node represents a container for off-network operation.

7.2.11 /<x>/OffNetwork/PrivateCall

Table 7.2.11.1: /<x>/OffNetwork/PrivateCall

OffNetwork/PrivateCall

Status	Occurrence	Format	Min. Access Types
Required	One	node	Get, Replace

This interior node is a placeholder for private call configuration.

7.2.12 /<x>/OffNetwork/PrivateCall/MaxDuration

Table 7.2.12.1: /<x>/OffNetwork/PrivateCall/MaxDuration

OffNetwork/PrivateCall/MaxDuration

Status	Occurrence	Format	Min. Access Types
Required	One	int	Get, Replace

This leaf node indicates max private call (with floor control) duration.

- Values: 0-255

The MaxDuration time is in seconds.

7.2.13 /<x>/OffNetwork/PrivateCall/HangTime

Table 7.2.13.1: /<x>/OffNetwork/PrivateCall/HangTime

OffNetwork/PrivateCall/HangTime

Status	Occurrence	Format	Min. Access Types
Required	One	int	Get, Replace

This leaf node indicates hang timer for private calls (with floor control).

- Values: 0-255

The HangTime is in seconds.

7.2.14 /<x>/OffNetwork/EmergencyCall

Table 7.2.14.1: /<x>/OffNetwork/EmergencyCall

OffNetwork/EmergencyCall

Status	Occurrence	Format	Min. Access Types
Required	One	node	Get, Replace

This interior node indicates a placeholder for the MCPTT emergency call policy.

7.2.15 /<x>/OffNetwork/EmergencyCall/CancelTimeout

Table 7.2.15.1: /<x>/OffNetwork/EmergencyCall/CancelTimeout

OffNetwork/EmergencyCall/CancelTimeout

Status	Occurrence	Format	Min. Access Types
Required	One	int	Get, Replace

This leaf node indicates timeout value for the cancellation of an in progress emergency for an MCPTT private call.

- Values: 0-255

The CancelTimeout is in seconds.

7.2.16 /<x>/OffNetwork/EmergencyCall/MCPTTGroupTimeout

Table 7.2.16.1: /<x>/OffNetwork/EmergencyCall/MCPTTGroupTimeout

OffNetwork/EmergencyCall/MCPTTGroupTimeout

Status	Occurrence	Format	Min. Access Types
Required	One	int	Get, Replace

This leaf node indicates time limit for an in progress MCPTT emergency call related to an MCPTT group.

- Values: 0-255

The GroupTimeout is in seconds.

7.2.17 /<x>/OffNetwork/PriorityLevel

Table 7.2.17.1: /<x>/OffNetwork/PriorityLevel

OffNetwork/PriorityLevel

Status	Occurrence	Format	Min. Access Types
Required	One	int	Get, Replace

This leaf node indicates Priority hierarchy for floor control override in off-network.

- Values: 0-255

The request with the lowest PriorityLevel value shall be considered as the request having the lowest priority level among the requests.

7.2.18 /<x>/OffNetwork/TransmitTimeout

Table 7.2.18.1: /<x>/OffNetwork/TransmitTimeout

OffNetwork/TransmitTimeout

Status	Occurrence	Format	Min. Access Types
Required	One	int	Get, Replace

This leaf node indicates transmit time limit from a single request to transmit in a group or private call.

- Values: 0-255

The TransmitTimeout is in seconds.

7.2.19 /<x>/OffNetwork/TransmissionWarning

Table 7.2.19.1: /<x>/OffNetwork/TransmissionWarning

OffNetwork/TransmissionWarning

Status	Occurrence	Format	Min. Access Types
Required	One	int	Get, Replace

This leaf node indicates configuration of warning time before time limit of transmission is reached (off-network).

- Values: 0-255

The TransmissionWarning time is in seconds.

7.2.20 /<x>/OffNetwork/HangTimeWarning

Table 7.2.20.1: /<x>/OffNetwork/HangTimeWarning

OffNetwork/HangTimeWarning

Status	Occurrence	Format	Min. Access Types
Required	One	int	Get, Replace

This leaf node indicates configuration of warning time before hang time is reached (off-network).

- Values: 0-255

The HangTimeWarning time is in seconds.

7.2.21 /<x>/OffNetwork/DefaultPPPP

Table 7.2.21.1: /<x>/OffNetwork/DefaultPPPP

OffNetwork/DefaultPPPP

Status	Occurrence	Format	Min. Access Types
Required	One	node	Get, Replace

This interior node is a placeholder for the default ProSe Per-Packet Priority (PPPP) configuration.

7.2.22 /<x>/OffNetwork/DefaultPPPP/MCPTTPrivateCallSignalling

Table 7.2.22.1: /<x>/OffNetwork/DefaultPPPP/MCPTTPrivateCallSignalling

OffNetwork/DefaultPPPP/MCPTTPrivateCallSignalling

Status	Occurrence	Format	Min. Access Types
Required	One	node	Get, Replace

This interior node indicates the default ProSe Per-Packet Priority (PPPP) configuration for the MCPTT private call signalling.

7.2.23

/<x>/OffNetwork/DefaultPPPP/MCPTTPrivateCallSignalling/ProSePerPacketPriority

Table 7.2.23.1: /<x>/OffNetwork/DefaultPPPP/MCPTTPrivateCallSignalling/ProSePerPacketPriority

OffNetwork/DefaultPPPP/MCPTTPrivateCallSignalling/ProSePerPacketPriority

Status	Occurrence	Format	Min. Access Types
Required	One	int	Get, Replace

This leaf node indicates the default ProSe Per-Packet Priority (PPPP) value (as specified in 3GPP TS 23.303 [6]) for the MCPTT private call signalling.

- Values: 1-8

The MCPTT user data with the lowest ProSe Per-Packet Priority value shall be considered as the MCPTT user data having the lowest priority among the MCPTT user data.

7.2.24 /<x>/OffNetwork/DefaultPPPP/MCPTTPrivateCallMedia

Table 7.2.24.1: /<x>/OffNetwork/DefaultPPPP/MCPTTPrivateCallMedia

OffNetwork/DefaultPPPP/MCPTTPrivateCallMedia

Status	Occurrence	Format	Min. Access Types
Required	One	node	Get, Replace

This interior node indicates the default ProSe Per-Packet Priority (PPPP) configuration for the MCPTT private call media.

7.2.25

/<x>/OffNetwork/DefaultPPPP/MCPTTPrivateCallMedia/ProSePerPacketPriority

Table 7.2.25.1: /<x>/OffNetwork/DefaultPPPP/MCPTTPrivateCallMedia/ProSePerPacketPriority

OffNetwork/DefaultPPPP/MCPTTPrivateCallMedia/ProSePerPacketPriority

Status	Occurrence	Format	Min. Access Types

Required	One	int	Get, Replace
----------	-----	-----	--------------

This leaf node indicates the default ProSe Per-Packet Priority (PPPP) value (as specified in 3GPP TS 23.303 [6]) for the MCPTT private call media.

- Values: 1-8

The MCPTT user data with the lowest ProSe Per-Packet Priority value shall be considered as the MCPTT user data having the lowest priority among the MCPTT user data.

7.2.26

/<x>/OffNetwork/DefaultPPPP/MCPTTEmergencyPrivateCallSignalling

Table 7.2.26.1: /<x>/OffNetwork/DefaultPPPP/MCPTTEmergencyPrivateCallSignalling

OffNetwork/DefaultPPPP/MCPTTEmergencyPrivateCallSignalling

Status	Occurrence	Format	Min. Access Types
Required	One	node	Get, Replace

This interior node indicates the default ProSe Per-Packet Priority (PPPP) configuration for the MCPTT emergency private call signalling.

7.2.27

/<x>/OffNetwork/DefaultPPPP/MCPTTEmergencyPrivateCallSignalling/ProSePerPacketPriority

Table 7.2.27.1: /<x>/DefaultPPPP/MCPTTEmergencyPrivateCallSignalling/ProSePerPacketPriority

OffNetwork/DefaultPPPP/MCPTTEmergencyPrivateCallSignalling/ProSePerPacketPriority

Status	Occurrence	Format	Min. Access Types
Required	One	int	Get, Replace

This leaf node indicates the default ProSe Per-Packet Priority (PPPP) value (as specified in 3GPP TS 23.303 [6]) for the MCPTT emergency private call signalling.

- Values: 1-8

The MCPTT user data with the lowest ProSe Per-Packet Priority value shall be considered as the MCPTT user data having the lowest priority among the MCPTT user data.

7.2.28 /<x>/OffNetwork/DefaultPPPP/MCPTTEmergencyPrivateCallMedia

Table 7.2.28.1: /<x>/OffNetwork/DefaultPPPP/MCPTTEmergencyPrivateCallMedia

OffNetwork/DefaultPPPP/MCPTTEmergencyPrivateCallMedia

Status	Occurrence	Format	Min. Access Types
Required	One	node	Get, Replace

This interior node indicates the default ProSe Per-Packet Priority (PPPP) configuration for the MCPTT emergency private call media.

7.2.29

/<x>/OffNetwork/DefaultPPPP/MCPTTEmergencyPrivateCallMedia/ProSePerPacketPriority

Table 7.2.29.1:

/<x>/OffNetwork/DefaultPPPP/MCPTTEmergencyPrivateCallMedia/ProSePerPacketPriority

OffNetwork/DefaultPPPP/MCPTTEmergencyPrivateCallMedia/ProSePerPacketPriority

Status	Occurrence	Format	Min. Access Types
Required	One	int	Get, Replace

This leaf node indicates the default ProSe Per-Packet Priority (PPPP) value (as specified in 3GPP TS 23.303 [6]) for the MCPTT emergency private call media.

- Values: 1-8

The MCPTT user data with the lowest ProSe Per-Packet Priority value shall be considered as the MCPTT user data having the lowest priority among the MCPTT user data.

8 MCPTT UE initial configuration MO

8.1 General

The MCPTT UE initial configuration Management Object (MO) is used to configure the MCPTT Client behaviour for the on-network or off-network MCPTT Service. The MCPTT UE initial configuration parameters may be stored in the ME, or in the USIM as specified in 3GPP TS 31.102 [10], or in both the ME and the USIM. If both the ME and the USIM contain the same parameters, the values stored in the USIM shall take precedence.

The Management Object Identifier is: urn:oma:mo:ext-3gpp-MCPTT-UE-initial-configuration:1.0.

Protocol compatibility: This MO is compatible with OMA OMA DM 1.2 [3].

The OMA DM ACL property mechanism (see OMA OMA-ERELED-DM-V1_2 [2]) may be used to grant or deny access rights to OMA DM servers in order to modify nodes and leaf objects of the MCPTT user profile MO.

The following nodes and leaf objects are possible under the MCPTT node as described in figure 8.1.1, figure 8.1.2, figure 8.1.3 and figure 8.1.4:

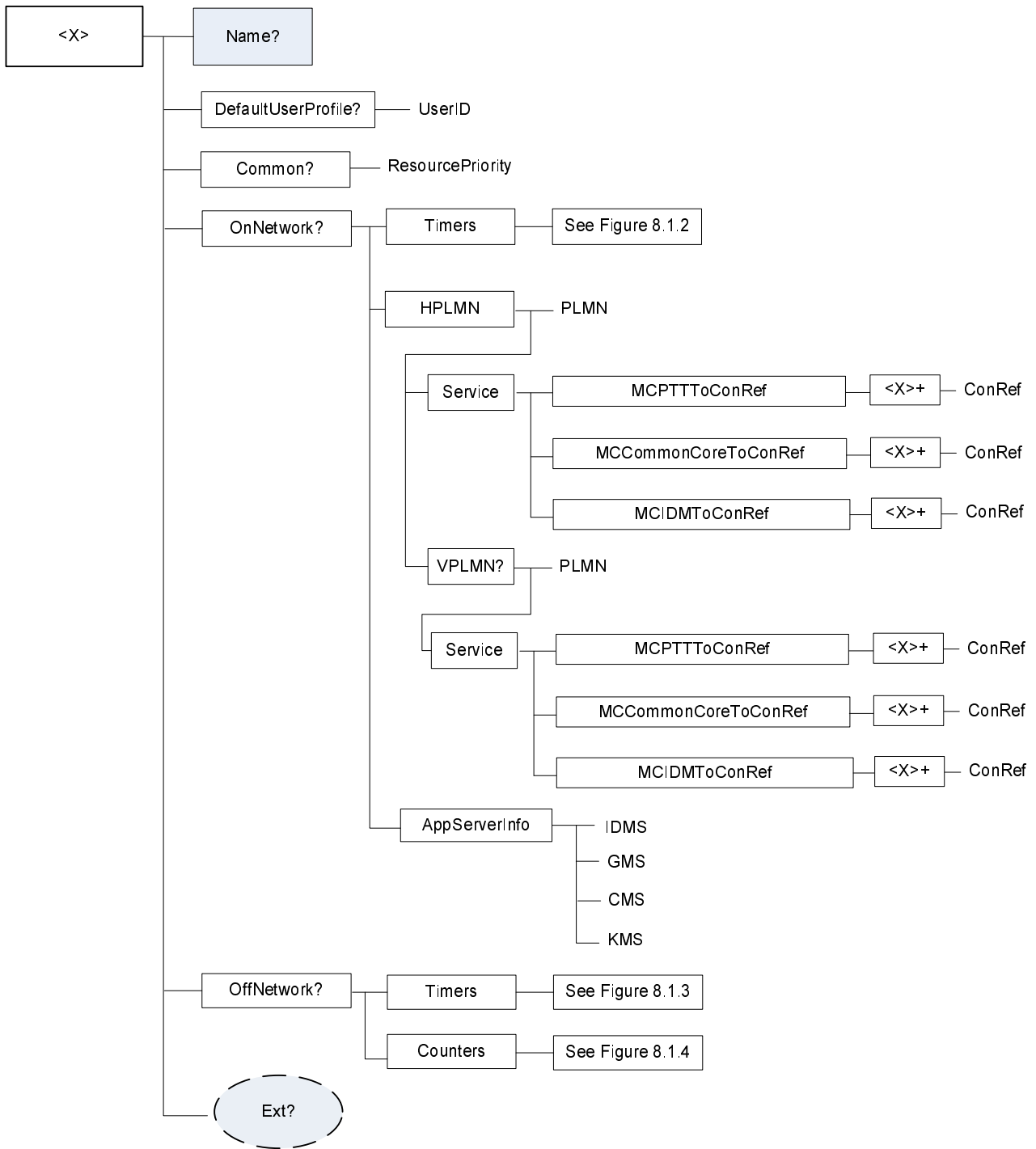


Figure 8.1.1: The MCPTT UE initial configuration MO (1 of 4)

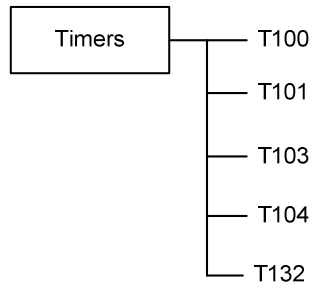


Figure 8.1.2: The MCPTT UE initial configuration MO (2 of 4)

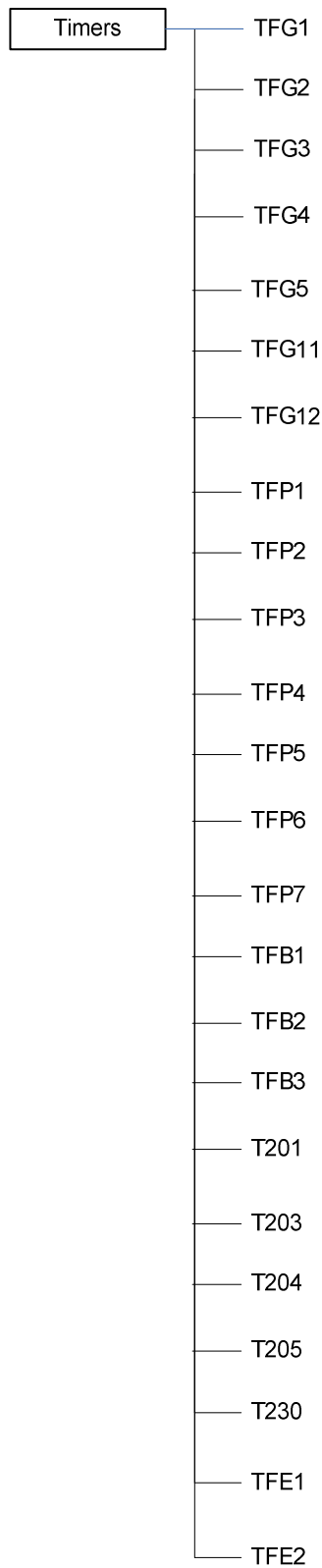


Figure 8.1.3: The MCPTT UE initial configuration MO (3 of 4)

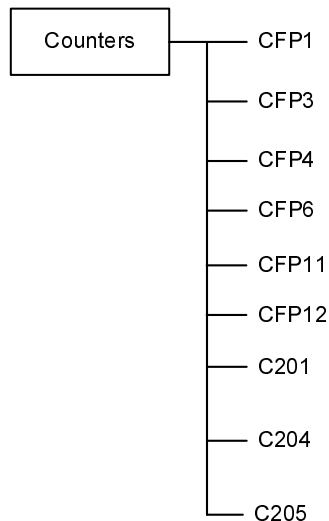


Figure 8.1.4: The MCPTT UE initial configuration MO (4 of 4)

8.2 MCPTT UE initial configuration MO parameters

8.2.1 General

This clause describes the parameters for the MCPTT UE initial configuration Management Object (MO).

8.2.2 Node: <x>

Table 8.2.2.1: Node: <x>

<x>

Status	Occurrence	Format	Min. Access Types
Required	OneOrMore	node	Get

This interior node acts as a placeholder for the MCPTT UE initial configuration Management Object (MO).

For the MCPTT UE initial configuration MO, the namespace specific string is: "urn:oma:mo:oma-dm-mcptt-ue-initial-configuration:1.0"

- Values: N/A

8.2.3 /<x>/Name

Table 8.2.3.1: /<x>/Name

Name

Status	Occurrence	Format	Min. Access Types
Required	ZeroOrOne	chr	Get

The Name leaf is a name for the MCPTT UE initial configuration settings.

- Values: <User displayable name>

8.2.4 /<x>/Ext/

Table 8.2.4.1: /<x>/Ext/

Ext

Status	Occurrence	Format	Min. Access Types
Optional	ZeroOrOne	node	Get, Replace

The Ext is an interior node for where the vendor specific information about the MCPTT UE initial configuration MO is being placed.

Usually the vendor extension is identified by vendor specific name under the ext node and contains the vendor meaning application vendor, device vendor etc. The tree structure under the vendor identified is not defined and can therefore include one or more un-standardized sub-trees.

- Values: N/A

8.2.5 `<x>/DefaultUserProfile`

Table 8.2.5.1: `<x>/Ext/DefaultUserProfile`

DefaultUserProfile

Status	Occurrence	Format	Min. Access Types
Required	ZeroOrOne	node	Get, Replace

This interior node represents a container for the default user profile.

The DefaultUserProfile nodes are the same MCPTT user profile nodes defined in MCPTT user profile MO with a default MCPTT user ID.

8.2.6 `<x>/DefaultUserProfile/UserID`

Table 8.2.6.1: `<x>/Ext/DefaultUserProfile/UserID`

DefaultUserProfile/UserID

Status	Occurrence	Format	Min. Access Types
Required	One	chr	Get, Replace

This leaf node indicates a default MCPTT user identity.

8.2.7 `<x>/Common`

Table 8.2.7.1: `<x>/Common`

Common

Status	Occurrence	Format	Min. Access Types
Required	ZeroOrOne	node	Get, Replace

This interior node represents a container for the common network operation which means both on-network operation and off-network operation.

8.2.8 `<x>/Common/ResourcePriority`

Table 8.2.8.1: `<x>/Common/ResourcePriority`

Common/ResourcePriority

Status	Occurrence	Format	Min. Access Types
Required	One	int	Get, Replace

This leaf node indicates the resource priority as specified in 3GPP TS 24.379 [7].

- Values: `<Range 1-16>`

The call with the lowest ResourcePriority value shall be considered as the MCPTT user having the lowest level among the calls.

8.2.9 /<x>/OnNetwork

Table 8.2.9.1: /<x>/OffNetwork

OnNetwork

Status	Occurrence	Format	Min. Access Types
Required	ZeroOrOne	node	Get, Replace

This interior node represents a container for on-network operation.

8.2.10 /<x>/OnNetwork/Timers

Table 8.2.10.1: /<x>/OnNetwork/Timers

OnNetwork/Timers

Status	Occurrence	Format	Min. Access Types
Required	One	node	Get, Replace

This interior node is a placeholder for timer configuration.

8.2.11 /<x>/OnNetwork/Timers/T100

Table 8.2.11.1: /<x>/OnNetwork/Timers/T100

OnNetwork/Timers/T100

Status	Occurrence	Format	Min. Access Types
Required	One	int	Get, Replace

This leaf node indicates the timer for floor release as specified in 3GPP TS 24.380 [8].

- Values: 0-255

The T100 is in seconds.

8.2.12 /<x>/OnNetwork/Timers/T101

Table 8.2.12.1: /<x>/OnNetwork/Timers/T101

OnNetwork/Timers/T101

Status	Occurrence	Format	Min. Access Types
Required	One	int	Get, Replace

This leaf node indicates the timer for floor request as specified in 3GPP TS 24.380 [8].

- Values: 0-255

The timer T101 is in seconds.

8.2.13 /<x>/OnNetwork/Timers/T103

Table 8.2.13.1: /<x>/OnNetwork/Timers/T103

OnNetwork/Timers/T103

Status	Occurrence	Format	Min. Access Types
Required	One	int	Get, Replace

This leaf node indicates the timer for end of RTP media as specified in 3GPP TS 24.380 [8].

- Values: 0-255

The timer T103 is in seconds.

8.2.14 /<x>/OnNetwork/Timers/T104

Table 8.2.14.1: /<x>/OnNetwork/Timers/T104

OnNetwork/Timers/T104

Status	Occurrence	Format	Min. Access Types
Required	One	int	Get, Replace

This leaf node indicates the timer for floor queue position request as specified in 3GPP TS 24.380 [8].

- Values: 0-255

The timer T104 is in seconds.

8.2.15 /<x>/OnNetwork/Timers/T132

Table 8.2.15.1: /<x>/OnNetwork/Timers/T132

OnNetwork/Timers/T132

Status	Occurrence	Format	Min. Access Types
Required	One	int	Get, Replace

This leaf node indicates the timer for queued request granted MCPTT user action as specified in 3GPP TS 24.380 [8].

- Values: 0-255

The timer T132 is in seconds.

8.2.16 /<x>/OnNetwork/HPLMN

Table 8.2.16.1: /<x>/OnNetwork/HPLMN

OnNetwork/HPLMN

Status	Occurrence	Format	Min. Access Types
Required	One	node	Get, Replace

This interior node is a placeholder for the HPLMN configuration.

8.2.17 /<x>/OnNetwork/HPLMN/PLMN

Table 8.2.17.1: /<x>/OnNetwork/HPLMN/PLMN

OnNetwork/HPLMN/PLMN

Status	Occurrence	Format	Min. Access Types
Required	One	chr	Get, Replace

This interior node indicates the HPLMN code.

- Values: <PLMN>

The format of the PLMN is defined by 3GPP TS 23.003 [5].

8.2.18 /<x>/OnNetwork/HPLMN/Service

Table 8.2.18.1: /<x>/OnNetwork/HPLMN/Service

OnNetwork/HPLMN/Service

Status	Occurrence	Format	Min. Access Types
Optional	One	chr	Get, Replace

This interior node indicates the MCPTT related services on a per HPLMN basis.

8.2.19 /<x>/OnNetwork/HPLMN/Service/MCPTTTToConRef

Table 8.2.19.1: /<x>/OnNetwork/HPLMN/Service/MCPTTTToConRef

OnNetwork/HPLMN/Service/MCPTTTToConRef

Status	Occurrence	Format	Min. Access Types
Required	One	node	Get, Replace

This interior node contains the configuration parameters for establishment of the PDN connection for the MCPTT service on a per HPLMN basis.

8.2.20 /<x>/OnNetwork/HPLMN/Service/MCPTTTToConRef/<x>

Table 8.2.20.1: /<x>/OnNetwork/HPLMN/Service/MCPTTTToConRef/<x>

OnNetwork/HPLMN/Service/MCPTTTToConRef/<x>

Status	Occurrence	Format	Min. Access Types
Required	OneorMore	node	Get, Replace

This run-time node acts as a placeholder for each reference to the connectivity parameters on a per HPLMN basis.

8.2.21 /<x>/OnNetwork/HPLMN/Service/MCPTTTToConRef/<x>/ConRef

Table 8.2.21.1: /<x>/OnNetwork/HPLMN/Service/MCPTTTToConRef/<x>/ConRef

OnNetwork/HPLMN/Service/MCPTTTToConRef/<x>/ConRef

Status	Occurrence	Format	Min. Access Types
Required	One	chr	Get, Replace

The ConRef specifies a specific linkage to the connectivity parameters on a per HPLMN basis.

- Values: <A network access point object>

8.2.22 /<x>/OnNetwork/HPLMN/Service/MCCommonCoreToConRef

Table 8.2.22.1: /<x>/OnNetwork/HPLMN/Service/MCCommonCoreToConRef

OnNetwork/HPLMN/Service/MCCommonCoreToConRef

Status	Occurrence	Format	Min. Access Types
Required	One	node	Get, Replace

This interior node contains the configuration parameters for establishment of the PDN connection for the MC common core service on a per HPLMN basis.

8.2.23 /<x>/OnNetwork/HPLMN/Service/MCCommonCoreToConRef/<x>

Table 8.2.23.1: /<x>/OnNetwork/HPLMN/Service/MCCommonCoreToConRef/<x>

OnNetwork/HPLMN/Service/MCCommonCoreToConRef/<x>

Status	Occurrence	Format	Min. Access Types
Required	OneorMore	node	Get, Replace

This run-time node acts as a placeholder for each reference to the connectivity parameters on a per HPLMN basis.

8.2.24

`/<x>/OnNetwork/HPLMN/Service/MCCommonCoreToConRef/<x>/ConRef`

Table 8.2.24.1: `/<x>/OnNetwork/HPLMN/Service/MCCommonCoreToConRef/<x>/ConRef`

`OnNetwork/HPLMN/Service/MCCommonCoreToConRef/<x>/ConRef`

Status	Occurrence	Format	Min. Access Types
Required	One	chr	Get, Replace

The ConRef specifies a specific linkage to the connectivity parameters on a per HPLMN basis.

- Values: <A network access point object>

8.2.25 `/<x>/OnNetwork/HPLMN/Service/MCIDMTToConRef`

Table 8.2.25.1: `/<x>/OnNetwork/HPLMN/Service/MCIDMTToConRef`

`OnNetwork/HPLMN/Service/MCIDMTToConRef`

Status	Occurrence	Format	Min. Access Types
Required	One	node	Get, Replace

This interior node contains the configuration parameters for establishment of the PDN connection for the MC identity management service on a per HPLMN basis.

8.2.26 `/<x>/OnNetwork/HPLMN/Service/MCIDMTToConRef/<x>`

Table 8.2.26.1: `/<x>/OnNetwork/HPLMN/Service/MCIDMTToConRef/<x>`

`OnNetwork/HPLMN/Service/MCIDMTToConRef/<x>`

Status	Occurrence	Format	Min. Access Types
Required	OneorMore	node	Get, Replace

This run-time node acts as a placeholder for each reference to the connectivity parameters on a per HPLMN basis.

8.2.27 `/<x>/OnNetwork/HPLMN/Service/MCIDMTToConRef/<x>/ConRef`

Table 8.2.27.1: `/<x>/OnNetwork/HPLMN/Service/MCIDMTToConRef/<x>/ConRef`

`OnNetwork/HPLMN/Service/MCIDMTToConRef/<x>/ConRef`

Status	Occurrence	Format	Min. Access Types
Required	One	chr	Get, Replace

The ConRef specifies a specific linkage to the connectivity parameters on a per HPLMN basis.

- Values: <A network access point object>

8.2.28 `/<x>/OnNetwork/HPLMN/VPLMN`

Table 8.2.28.1: `/<x>/OnNetwork/HPLMN/VPLMN`

`OnNetwork/HPLMN/VPLMN`

Status	Occurrence	Format	Min. Access Types

Optional	One	chr	Get, Replace
----------	-----	-----	--------------

This interior node is a placeholder a placeholder for the VPLMN configuration.

8.2.29 /<x>/OnNetwork/HPLMN/VPLMN/PLMN

Table 8.2.29.1: /<x>/OnNetwork/HPLMN/VPLMN/PLMN

OnNetwork/HPLMN/VPLMN/PLMN

Status	Occurrence	Format	Min. Access Types
Optional	One	chr	Get, Replace

This leaf node indicates the VPLMN code.

- Values: <PLMN>

The format of the PLMN is defined by 3GPP TS 23.003 [5].

8.2.30 /<x>/OnNetwork/HPLMN/VPLMN/Service

Table 8.2.30.1: /<x>/OnNetwork/HPLMN/VPLMN/Service

OnNetwork/HPLMN/VPLMN/Service

Status	Occurrence	Format	Min. Access Types
Optional	One	chr	Get, Replace

This interior node indicates the MCPTT related services on a per VPLMN and HPLMN basis.

8.2.31 /<x>/OnNetwork/HPLMN/VPLMN/Service/MCPTTTtoConRef

Table 8.2.31.1: /<x>/OnNetwork/HPLMN/VPLMN/Service/MCPTTTtoConRef

OnNetwork/HPLMN/VPLMN/Service/MCPTTTtoConRef

Status	Occurrence	Format	Min. Access Types
Required	One	node	Get, Replace

This interior node contains the configuration parameters for establishment of the PDN connection for the MCPTT service on a per VPLMN and HPLMN basis.

8.2.32 /<x>/OnNetwork/HPLMN/VPLMN/Service/MCPTTTtoConRef/<x>

Table 8.2.32.1: /<x>/OnNetwork/HPLMN/Service/MCPTTTtoConRef/<x>

OnNetwork/HPLMN/VPLMN/Service/MCPTTTtoConRef/<x>

Status	Occurrence	Format	Min. Access Types
Required	OneorMore	node	Get, Replace

This run-time node acts as a placeholder for each reference to the connectivity parameters on a per VPLMN and HPLMN basis.

8.2.33

/<x>/OnNetwork/HPLMN/VPLMN/Service/MCPTTTtoConRef/<x>/ConRef

Table 8.2.33.1: /<x>/OnNetwork/HPLMN/VPLMN/Service/MCPTTTtoConRef/<x>/ConRef

OnNetwork/HPLMN/VPLMN/Service/MCPTTTtoConRef/<x>/ConRef

Status	Occurrence	Format	Min. Access Types
Required	One	chr	Get, Replace

The ConRef specifies a specific linkage to the connectivity parameters on a per VPLMN and HPLMN basis.

- Values: <A network access point object>

8.2.34

`/<x>/OnNetwork/HPLMN/VPLMN/Service/MCCommonCoreToConRef`

Table 8.2.34.1: `/<x>/OnNetwork/HPLMN/VPLMN/Service/MCCommonCoreToConRef`

OnNetwork/HPLMN/VPLMN/Service/MCCommonCoreToConRef

Status	Occurrence	Format	Min. Access Types
Required	One	node	Get, Replace

This interior node contains the configuration parameters for establishment of the PDN connection for the MC common core service on a per VPLMN and HPLMN basis.

8.2.35

`/<x>/OnNetwork/HPLMN/VPLMN/Service/MCCommonCoreToConRef/<x>`

Table 8.2.35.1: `/<x>/OnNetwork/HPLMN/VPLMN/Service/MCCommonCoreToConRef/<x>`

OnNetwork/HPLMN/VPLMN/Service/MCCommonCoreToConRef/<x>

Status	Occurrence	Format	Min. Access Types
Required	OneorMore	node	Get, Replace

This run-time node acts as a placeholder for each reference to the connectivity parameters on a per VPLMN and HPLMN basis.

8.2.36

`/<x>/OnNetwork/HPLMN/VPLMN/Service/MCCommonCoreToConRef/<x>/ConRef`

Table 8.2.36.1: `/<x>/OnNetwork/HPLMN/VPLMN/Service/MCCommonCoreToConRef/<x>/ConRef`

OnNetwork/HPLMN/VPLMN/Service/MCCommonCoreToConRef/<x>/ConRef

Status	Occurrence	Format	Min. Access Types
Required	One	chr	Get, Replace

The ConRef specifies a specific linkage to the connectivity parameters on a per VPLMN and HPLMN basis.

- Values: <A network access point object>

8.2.37 `/<x>/OnNetwork/HPLMN/VPLMN/Service/MCIDMToConRef`

Table 8.2.37.1: `/<x>/OnNetwork/HPLMN/VPLMN/Service/MCIDMToConRef`

OnNetwork/HPLMN/VPLMN/Service/MCIDMToConRef

Status	Occurrence	Format	Min. Access Types
Required	One	node	Get, Replace

This interior node contains the configuration parameters for establishment of the PDN connection for the MC identity management service on a per VPLMN and HPLMN basis.

8.2.38 /<x>/OnNetwork/HPLMN/VPLMN/Service/MCIDMToConRef/<x>

Table 8.2.38.1: /<x>/OnNetwork/HPLMN/VPLMN/Service/MCIDMToConRef/<x>

OnNetwork/HPLMN/VPLMN/Service/MCIDMToConRef/<x>

Status	Occurrence	Format	Min. Access Types
Required	OneorMore	node	Get, Replace

This run-time node acts as a placeholder for each reference to the connectivity parameters on a per VPLMN and HPLMN basis.

8.2.39

/<x>/OnNetwork/HPLMN/VPLMN/Service/MCIDMToConRef/<x>/ConRef

Table 8.2.39.1: /<x>/OnNetwork/HPLMN/VPLMN/Service/MCIDMToConRef/<x>/ConRef

OnNetwork/HPLMN/VPLMN/Service/MCIDMToConRef/<x>/ConRef

Status	Occurrence	Format	Min. Access Types
Required	One	chr	Get, Replace

The ConRef specifies a specific linkage to the connectivity parameters on a per VPLMN and HPLMN basis.

- Values: <A network access point object>

8.2.40 /<x>/OnNetwork/AppServerInfo

Table 8.2.40.1: /<x>/OnNetwork/AppServerInfo

OnNetwork/AppServerInfo

Status	Occurrence	Format	Min. Access Types
Required	One	node	Get, Replace

This interior node is a placeholder for the application plane server identity information configuration.

8.2.41 /<x>/OnNetwork/AppServerInfo/IDMS

Table 8.2.41.1: /<x>/OnNetwork/AppServerInfo/IDMS

OnNetwork/AppServerInfo/IDMS

Status	Occurrence	Format	Min. Access Types
Required	One	chr	Get, Replace

This leaf node indicates the identity management server identity information.

The value is a URI as specified in 3GPP TS 23.003 [5].

8.2.42 /<x>/OnNetwork/AppServerInfo/GMS

Table 8.2.42.1: /<x>/OnNetwork/AppServerInfo/GMS

OnNetwork/AppServerInfo/GMS

Status	Occurrence	Format	Min. Access Types
Required	One	chr	Get, Replace

This leaf node indicates the group management server identity information.

The value is a URI as specified in 3GPP TS 23.003 [5].

8.2.43 /<x>/OnNetwork/AppServerInfo/CMS

Table 8.2.43.1: /<x>/OnNetwork/AppServerInfo/CMS

OnNetwork/AppServerInfo/CMS

Status	Occurrence	Format	Min. Access Types
Required	One	chr	Get, Replace

This leaf node indicates the configuration management server identity information.

The value is a URI as specified in 3GPP TS 23.003 [5].

8.2.44 /<x>/OnNetwork/AppServerInfo/KMS

Table 8.2.44.1: /<x>/OnNetwork/AppServerInfo/KMS

OnNetwork/AppServerInfo/KMS

Status	Occurrence	Format	Min. Access Types
Required	One	chr	Get, Replace

This leaf node indicates key management server identity information.

The value is a URI as specified in 3GPP TS 23.003 [5].

8.2.45 /<x>/OffNetwork

Table 8.2.45.1: /<x>/OffNetwork

OffNetwork

Status	Occurrence	Format	Min. Access Types
Required	ZeroOrOne	node	Get, Replace

This interior node represents a container for the off-network operation.

8.2.46 /<x>/OffNetwork/Timers

Table 8.2.46.1: /<x>/OffNetwork/Timers

OffNetwork/Timers

Status	Occurrence	Format	Min. Access Types
Required	One	node	Get, Replace

This interior node is a placeholder for the timer configuration.

8.2.47 /<x>/OffNetwork/Timers/TFG1

Table 8.2.47.1: /<x>/OffNetwork/Timers/TFG1

OffNetwork/Timers/TFG1

Status	Occurrence	Format	Min. Access Types
Required	One	int	Get, Replace

This leaf node indicates the timer for wait for call announcement as specified in 3GPP TS 24.379 [7].

- Values: 0-65535

The timer TFG1 is in milliseconds.

8.2.48 /<x>/OffNetwork/Timers/TFG2

Table 8.2.48.1: /<x>/OffNetwork/Timers/TFG2

OffNetwork/Timers/TFG2

Status	Occurrence	Format	Min. Access Types
Required	One	int	Get, Replace

This leaf node indicates the timer for call announcement as specified in 3GPP TS 24.379 [7].

- Values: 0-65535

The timer TFG2 is in milliseconds.

8.2.49 /<x>/OffNetwork/Timers/TFG3

Table 8.2.49.1: /<x>/OffNetwork/Timers/TFG3

OffNetwork/Timers/TFG3

Status	Occurrence	Format	Min. Access Types
Required	One	int	Get, Replace

This leaf node indicates the timer for call probe retransmission as specified in 3GPP TS 24.379 [7].

- Values: 0-65535

The timer TFG3 is in milliseconds.

8.2.50 /<x>/OffNetwork/Timers/TFG4

Table 8.2.50.1: /<x>/OffNetwork/Timers/TFG4

OffNetwork/Timers/TFG4

Status	Occurrence	Format	Min. Access Types
Required	One	int	Get, Replace

This leaf node indicates the timer for waiting for the MCPTT user as specified in 3GPP TS 24.379 [7].

- Values: 0-60

The timer TFG4 is in seconds.

8.2.51 /<x>/OffNetwork/Timers/TFG5

Table 8.2.51.1: /<x>/OffNetwork/Timers/TFG5

OffNetwork/Timers/TFG5

Status	Occurrence	Format	Min. Access Types
Required	One	int	Get, Replace

This leaf node indicates the timer for not present incoming call announcements as specified in 3GPP TS 24.379 [7].

- Values: 0-255

The timer TFG5 is in seconds.

8.2.52 /<x>/OffNetwork/Timers/TFG11

Table 8.2.52.1: /<x>/OffNetwork/Timers/TFG11

OffNetwork/Timers/TFG11

Status	Occurrence	Format	Min. Access Types
Required	One	int	Get, Replace

This leaf node indicates the timer for MCPTT emergency end retransmission as specified in 3GPP TS 24.379 [7].

- Values: 0-255

The timer TFG11 is in seconds.

8.2.53 /<x>/OffNetwork/Timers/TFG12

Table 8.2.53.1: /<x>/OffNetwork/Timers/TFG12

OffNetwork/Timers/TFG12

Status	Occurrence	Format	Min. Access Types
Required	One	int	Get, Replace

This leaf node indicates the timer for MCPTT imminent peril end retransmission as specified in 3GPP TS 24.379 [7].

- Values: 0-255

The timer TFG12 is in seconds.

8.2.54 /<x>/OffNetwork/Timers/TFP1

Table 8.2.54.1: /<x>/OffNetwork/Timers/TFP1

OffNetwork/Timers/TFP1

Status	Occurrence	Format	Min. Access Types
Required	One	int	Get, Replace

This leaf node indicates the timer for private call request retransmission as specified in 3GPP TS 24.379 [7].

- Values: 0-65535

The timer TFP1 is in milliseconds.

8.2.55 /<x>/OffNetwork/Timers/TFP2

Table 8.2.55.1: /<x>/OffNetwork/Timers/TFP2

OffNetwork/Timers/TFP2

Status	Occurrence	Format	Min. Access Types
Required	One	int	Get, Replace

This leaf node indicates the timer for waiting for call response message as specified in 3GPP TS 24.379 [7].

- Values: 0-60

The timer TFP2 is in seconds.

8.2.56 /<x>/OffNetwork/Timers/TFP3

Table 8.2.56.1: /<x>/OffNetwork/Timers/TFP3

OffNetwork/Timers/TFP3

Status	Occurrence	Format	Min. Access Types
Required	One	int	Get, Replace

This leaf node indicates the timer for private call release retransmission as specified in 3GPP TS 24.379 [7].

- Values: 0-65535

The timer TFP3 is in milliseconds.

8.2.57 /<x>/OffNetwork/Timers/TFP4

Table 8.2.57.1: /<x>/OffNetwork/Timers/TFP4

OffNetwork/Timers/TFP4

Status	Occurrence	Format	Min. Access Types
Required	One	int	Get, Replace

This leaf node indicates the timer for private call accept retransmission as specified in 3GPP TS 24.379 [7].

- Values: 0-65535

The timer TFP4 is in milliseconds.

8.2.58 /<x>/OffNetwork/Timers/TFP5

Table 8.2.58.1: /<x>/OffNetwork/Timers/TFP5

OffNetwork/Timers/TFP5

Status	Occurrence	Format	Min. Access Types
Required	One	int	Get, Replace

This leaf node indicates the timer for call release as specified in 3GPP TS 24.379 [7].

- Values: 0-600

The timer TFP5 is in seconds.

8.2.59 /<x>/OffNetwork/Timers/TFP6

Table 8.2.59.1: /<x>/OffNetwork/Timers/TFP6

OffNetwork/Timers/TFP6

Status	Occurrence	Format	Min. Access Types
Required	One	int	Get, Replace

This leaf node indicates the timer for MCPTT emergency private call cancel retransmission as specified in 3GPP TS 24.379 [7].

- Values: 0-65535

The timer TFP6 is in milliseconds.

8.2.60 /<x>/OffNetwork/Timers/TFP7

Table 8.2.60.1: /<x>/OffNetwork/Timers/TFP7

OffNetwork/Timers/TFP7

Status	Occurrence	Format	Min. Access Types
Required	One	int	Get, Replace

This leaf node indicates the timer for waiting for any message with same call identifier as specified in 3GPP TS 24.379 [7].

- Values: 0-255

The timer TFP7 is in seconds.

8.2.61 /<x>/OffNetwork/Timers/TFB1

Table 8.2.61.1: /<x>/OffNetwork/Timers/TFB1

OffNetwork/Timers/TFB1

Status	Occurrence	Format	Min. Access Types
Required	One	int	Get, Replace

This leaf node indicates the timer for max duration as specified in 3GPP TS 24.379 [7].

- Values: 0-600

The timer TFB1 is in seconds.

8.2.62 /<x>/OffNetwork/Timers/TFB2

Table 8.2.62.1: /<x>/OffNetwork/Timers/TFB2

OffNetwork/Timers/TFB2

Status	Occurrence	Format	Min. Access Types
Required	One	int	Get, Replace

This leaf node indicates the timer for broadcast retransmission as specified in 3GPP TS 24.379 [7].

- Values: 0-10

The timer TFB2 is in seconds.

8.2.63 /<x>/OffNetwork/Timers/TFB3

Table 8.2.63.1: /<x>/OffNetwork/Timers/TFB3

OffNetwork/Timers/TFB3

Status	Occurrence	Format	Min. Access Types
Required	One	int	Get, Replace

This leaf node indicates the timer for waiting for the MCPTT user as specified in 3GPP TS 24.379 [7].

- Values: 0-60

The timer TFB3 is in seconds.

8.2.64 /<x>/OffNetwork/Timers/T201

Table 8.2.64.1: /<x>/OffNetwork/Timers/T201

OffNetwork/Timers/T201

Status	Occurrence	Format	Min. Access Types
Required	One	int	Get, Replace

This leaf node indicates the timer for floor request as specified in 3GPP TS 24.380 [8].

- Values: 0-255

The timer T201 is in seconds.

8.2.65 /<x>/OffNetwork/Timers/T203

Table 8.2.65.1: /<x>/OffNetwork/Timers/T203

OffNetwork/Timers/T203

Status	Occurrence	Format	Min. Access Types
Required	One	int	Get, Replace

This leaf node indicates the timer for end of RTP media as specified in 3GPP TS 24.380 [8].

- Values: 0-255

The timer T203 is in seconds.

8.2.66 /<x>/OffNetwork/Timers/T204

Table 8.2.66.1: /<x>/OffNetwork/Timers/T204

OffNetwork/Timers/T204

Status	Occurrence	Format	Min. Access Types
Required	One	int	Get, Replace

This leaf node indicates the timer for floor queue position request as specified in 3GPP TS 24.380 [8].

- Values: 0-255

The timer T204 is in seconds.

8.2.67 /<x>/OffNetwork/Timers/T205

Table 8.2.67.1: /<x>/OffNetwork/Timers/T205

OffNetwork/Timers/T205

Status	Occurrence	Format	Min. Access Types
Required	One	int	Get, Replace

This leaf node indicates the timer for floor granted request as specified in 3GPP TS 24.380 [8].

- Values: 0-255

The timer T205 is in seconds.

8.2.68 /<x>/OffNetwork/Timers/T230

Table 8.2.68.1: /<x>/OffNetwork/Timers/T230

OffNetwork/Timers/T230

Status	Occurrence	Format	Min. Access Types
Required	One	int	Get, Replace

This leaf node indicates the timer for during silence as specified in 3GPP TS 24.380 [8].

- Values: 0-255

The timer T230 is in seconds.

8.2.69 /<x>/OffNetwork/Timers/TFE1

Table 8.2.69.1: /<x>/OffNetwork/Timers/TFE1

OffNetwork/Timers/TFE1

Status	Occurrence	Format	Min. Access Types
Required	One	int	Get, Replace

This leaf node indicates the timer for MCPTT emergency alert as specified in 3GPP TS 24.379 [7].

- Values: 0-60

The timer TFE1 is in seconds.

8.2.70 /<x>/OffNetwork/Timers/TFE2

Table 8.2.70.1: /<x>/OffNetwork/Timers/TFE2

OffNetwork/Timers/TFE2

Status	Occurrence	Format	Min. Access Types
Required	One	int	Get, Replace

This leaf node indicates the timer for MCPTT emergency alert retransmission as specified in 3GPP TS 24.379 [7].

- Values: 0-10

The timer TFE2 is in seconds.

8.2.71 /<x>/OffNetwork/Counters

Table 8.2.71.1: /<x>/OffNetwork/Counters

OffNetwork/Counters

Status	Occurrence	Format	Min. Access Types
Required	One	node	Get, Replace

This interior node is a placeholder for the counter configuration.

8.2.72 /<x>/OffNetwork/Counters/CFP1

Table 8.2.72.1: /<x>/OffNetwork/Counters/CFP1

OffNetwork/Counters/CFP1

Status	Occurrence	Format	Min. Access Types
Required	One	int	Get, Replace

This leaf node indicates the counter for private call request retransmission as specified in 3GPP TS 24.379 [7].

- Values: 0-255

8.2.73 /<x>/OffNetwork/Counters/CFP3

Table 8.2.73.1: /<x>/OffNetwork/Counters/CFP3

OffNetwork/Counters/CFP3

Status	Occurrence	Format	Min. Access Types
Required	One	int	Get, Replace

This leaf node indicates the counter for private call release retransmission as specified in 3GPP TS 24.379 [7].

- Values: 0-255

8.2.74 /<x>/OffNetwork/Counters/CFP4

Table 8.2.74.1: /<x>/OffNetwork/Counters/CFP4

OffNetwork/Counters/CFP4

Status	Occurrence	Format	Min. Access Types
Required	One	int	Get, Replace

This leaf node indicates the counter for private call accept retransmission as specified in 3GPP TS 24.379 [7].

- Values: 0-255

8.2.75 /<x>/OffNetwork/Counters/CFP6

Table 8.2.75.1: /<x>/OffNetwork/Counters/CFP6

OffNetwork/Counters/CFP6

Status	Occurrence	Format	Min. Access Types
Required	One	int	Get, Replace

This leaf node indicates the counter for private call accept retransmission as specified in 3GPP TS 24.379 [7].

- Values: 0-255

8.2.76 /<x>/OffNetwork/Counters/CFP11

Table 8.2.76.1: /<x>/OffNetwork/Counters/CFP11

OffNetwork/Counters/CFP11

Status	Occurrence	Format	Min. Access Types
Required	One	int	Get, Replace

This leaf node indicates the counter for MCPTT group call emergency end retransmission as specified in 3GPP TS 24.379 [7].

- Values: 0-255

8.2.77 /<x>/OffNetwork/Counters/CFP12

Table 8.2.77.1: /<x>/OffNetwork/Counters/CFP12

OffNetwork/Counters/CFP12

Status	Occurrence	Format	Min. Access Types
Required	One	int	Get, Replace

This leaf node indicates the counter for MCPTT imminent peril call emergency end retransmission as specified in 3GPP TS 24.379 [7].

- Values: 0-255

8.2.78 /<x>/OffNetwork/Counters/C201

Table 8.2.78.1: /<x>/OffNetwork/Counters/C201

OffNetwork/Counters/C201

Status	Occurrence	Format	Min. Access Types
Required	One	int	Get, Replace

This leaf node indicates the counter for floor request as specified in 3GPP TS 24.380 [8].

- Values: 0-255

8.2.79 /<x>/OffNetwork/Counters/C204

Table 8.2.79.1: /<x>/OffNetwork/Counters/C204

OffNetwork/Counters/C204

Status	Occurrence	Format	Min. Access Types
Required	One	int	Get, Replace

This leaf node indicates the counter for floor queue position request as specified in 3GPP TS 24.380 [8].

- Values: 0-255

8.2.80 /<x>/OffNetwork/Counters/C205

Table 8.2.80.1: /<x>/OffNetwork/Counters/C205

OffNetwork/Counters/C205

Status	Occurrence	Format	Min. Access Types
Required	One	int	Get, Replace

This leaf node indicates the counter for floor granted request as specified in 3GPP TS 24.380 [8].

- Values: 0-255

Annex A (informative): MCPTT UE configuration MO DDF

This DDF is the standardized minimal set. A vendor can define it's own DDF for the complete device. This DDF can include more features than this minimal standardized version. The DDF is included as an XML file.

Annex B (informative): MCPTT user profile MO DDF

This DDF is the standardized minimal set. A vendor can define it's own DDF for the complete device. This DDF can include more features than this minimal standardized version. The DDF is included as an XML file.

Annex C (informative): MCPTT group configuration MO DDF

This DDF is the standardized minimal set. A vendor can define it's own DDF for the complete device. This DDF can include more features than this minimal standardized version. The DDF is included as an XML file.

Annex D (informative): MCPTT service configuration MO DDF

This DDF is the standardized minimal set. A vendor can define it's own DDF for the complete device. This DDF can include more features than this minimal standardized version. The DDF is included as an XML file.

Annex E (informative): MCPTT UE initial configuration MO DDF

This DDF is the standardized minimal set. A vendor can define it's own DDF for the complete device. This DDF can include more features than this minimal standardized version. The DDF is included as an XML file.

Annex F (informative): Change history

Change history							
Date	TSG #	TSG Doc.	CR	Rev	Subject/Comment	Old	New
2015-07					Initial proposal to CT1	-	0.0.0
2015-08					Included skeleton from C1ah-150016 and scope from C1ah-150038 agreed at CT1#92bis	0.0.0	0.10
2015-08					Included CRs C1-152964 and C1-152965 agreed at CT1#93	0.1.0	0.2.0
2015-08					Revision number changed due to cover sheet modifications	0.2.0	0.2.1
2015-09					Modifying the cover sheet to add the TS number. Changes by the rapporteur.	0.2.1	0.2.2
2015-10					Included CRs C1-153754, and C1-153755 agreed at CT1#94	0.2.2	0.3.0
2016-01					Included CRs C1-160352, C1-160474, C1-160475, C1-160476, C1-160477 and C1-160478 agreed at CT1#95bis	0.3.0	0.4.0
2016-01					Editorial and formatting fixes	0.4.0	0.4.1
2016-02					Included CRs C1-161077, C1-161078, C1-161231, C1-161324, C1-161326, C1-161327, C1-161509 and C1-161510 agreed at CT1#96 Editorial and formatting fixes by the rapporteur.	0.4.1	0.5.0
2016-03	CT-71	CP-160056			Version 1.0.0 created for presentation for information and approval	0.5.0	1.0.0
2016-03	CT-71				Version 13.0.0 created after approval	1.0.0	13.0.0
2016-03					An editorial change from TS rapporteur	13.0.0	13.0.1

History

Document history		
V13.0.1	May 2016	Publication