

ETSI TS 124 538 V17.3.0 (2023-04)



**5G;
Enabling MSGin5G Service;
Protocol specification
(3GPP TS 24.538 version 17.3.0 Release 17)**



Reference

RTS/TSGC-0124538vh30

Keywords

5G

ETSI

650 Route des Lucioles
F-06921 Sophia Antipolis Cedex - FRANCE

Tel.: +33 4 92 94 42 00 Fax: +33 4 93 65 47 16

Siret N° 348 623 562 00017 - APE 7112B
Association à but non lucratif enregistrée à la
Sous-Préfecture de Grasse (06) N° w061004871

Important noticeThe present document can be downloaded from:
<https://www.etsi.org/standards-search>

The present document may be made available in electronic versions and/or in print. The content of any electronic and/or print versions of the present document shall not be modified without the prior written authorization of ETSI. In case of any existing or perceived difference in contents between such versions and/or in print, the prevailing version of an ETSI deliverable is the one made publicly available in PDF format at www.etsi.org/deliver.

Users of the present document should be aware that the document may be subject to revision or change of status. Information on the current status of this and other ETSI documents is available at <https://portal.etsi.org/TB/ETSIDeliverableStatus.aspx>

If you find errors in the present document, please send your comment to one of the following services:
<https://portal.etsi.org/People/CommitteeSupportStaff.aspx>

If you find a security vulnerability in the present document, please report it through our Coordinated Vulnerability Disclosure Program:
<https://www.etsi.org/standards/coordinated-vulnerability-disclosure>

Notice of disclaimer & limitation of liability

The information provided in the present deliverable is directed solely to professionals who have the appropriate degree of experience to understand and interpret its content in accordance with generally accepted engineering or other professional standard and applicable regulations.

No recommendation as to products and services or vendors is made or should be implied.

No representation or warranty is made that this deliverable is technically accurate or sufficient or conforms to any law and/or governmental rule and/or regulation and further, no representation or warranty is made of merchantability or fitness for any particular purpose or against infringement of intellectual property rights.

In no event shall ETSI be held liable for loss of profits or any other incidental or consequential damages.

Any software contained in this deliverable is provided "AS IS" with no warranties, express or implied, including but not limited to, the warranties of merchantability, fitness for a particular purpose and non-infringement of intellectual property rights and ETSI shall not be held liable in any event for any damages whatsoever (including, without limitation, damages for loss of profits, business interruption, loss of information, or any other pecuniary loss) arising out of or related to the use of or inability to use the software.

Copyright Notification

No part may be reproduced or utilized in any form or by any means, electronic or mechanical, including photocopying and microfilm except as authorized by written permission of ETSI.

The content of the PDF version shall not be modified without the written authorization of ETSI.
The copyright and the foregoing restriction extend to reproduction in all media.

© ETSI 2023.
All rights reserved.

Intellectual Property Rights

Essential patents

IPRs essential or potentially essential to normative deliverables may have been declared to ETSI. The declarations pertaining to these essential IPRs, if any, are publicly available for **ETSI members and non-members**, and can be found in ETSI SR 000 314: "*Intellectual Property Rights (IPRs); Essential, or potentially Essential, IPRs notified to ETSI in respect of ETSI standards*", which is available from the ETSI Secretariat. Latest updates are available on the ETSI Web server (<https://ipr.etsi.org/>).

Pursuant to the ETSI Directives including the ETSI IPR Policy, no investigation regarding the essentiality of IPRs, including IPR searches, has been carried out by ETSI. No guarantee can be given as to the existence of other IPRs not referenced in ETSI SR 000 314 (or the updates on the ETSI Web server) which are, or may be, or may become, essential to the present document.

Trademarks

The present document may include trademarks and/or tradenames which are asserted and/or registered by their owners. ETSI claims no ownership of these except for any which are indicated as being the property of ETSI, and conveys no right to use or reproduce any trademark and/or tradename. Mention of those trademarks in the present document does not constitute an endorsement by ETSI of products, services or organizations associated with those trademarks.

DECT™, **PLUGTESTS™**, **UMTS™** and the ETSI logo are trademarks of ETSI registered for the benefit of its Members. **3GPP™** and **LTE™** are trademarks of ETSI registered for the benefit of its Members and of the 3GPP Organizational Partners. **oneM2M™** logo is a trademark of ETSI registered for the benefit of its Members and of the oneM2M Partners. **GSM®** and the GSM logo are trademarks registered and owned by the GSM Association.

Legal Notice

This Technical Specification (TS) has been produced by ETSI 3rd Generation Partnership Project (3GPP).

The present document may refer to technical specifications or reports using their 3GPP identities. These shall be interpreted as being references to the corresponding ETSI deliverables.

The cross reference between 3GPP and ETSI identities can be found under <https://webapp.etsi.org/key/queryform.asp>.

Modal verbs terminology

In the present document "**shall**", "**shall not**", "**should**", "**should not**", "**may**", "**need not**", "**will**", "**will not**", "**can**" and "**cannot**" are to be interpreted as described in clause 3.2 of the [ETSI Drafting Rules](#) (Verbal forms for the expression of provisions).

"**must**" and "**must not**" are **NOT** allowed in ETSI deliverables except when used in direct citation.

Contents

Intellectual Property Rights	2
Legal Notice	2
Modal verbs terminology.....	2
Foreword.....	7
1 Scope	9
2 References	9
3 Definitions of terms, symbols and abbreviations	10
3.1 Terms.....	10
3.2 Symbols.....	10
3.3 Abbreviations	10
4 General description.....	11
5 Functional entities	12
5.1 MSGin5G Client	12
5.2 MSGin5G Server.....	12
6 MSGin5G Procedures.....	13
6.1 General	13
6.2 Configuration	13
6.2.1 MSGin5G UE Configuration	13
6.2.1.1 General	13
6.2.1.2 Procedure at MSGin5G Client	14
6.2.1.3 Procedure at MSGin5G Server.....	14
6.2.2 Constrained device Configuration	14
6.2.2.1 Procedure at MSGin5G Relay UE	14
6.2.2.2 Procedure at Constrained UE with MSGin5G Client.....	15
6.3 Registration	15
6.3.1 MSGin5G UE Registration	15
6.3.1.1 Procedure at MSGin5G Client	15
6.3.1.1.1 MSGin5G UE registration	15
6.3.1.1.2 MSGin5G UE de-registration	16
6.3.1.2 Procedure at MSGin5G Server.....	16
6.3.1.2.1 MSGin5G UE registration.....	16
6.3.1.2.2 MSGin5G UE de-registration.....	17
6.3.2 Constrained UE registration to use MSGin5G Gateway UE	17
6.3.2.1 Procedure at Gateway MSGin5G UE.....	17
6.3.2.1.1 Constrained UE registration to use MSGin5G Gateway UE	17
6.3.2.1.2 Constrained UE de-registration to use MSGin5G Gateway UE	18
6.3.2.2 Procedure at Constrained UE	18
6.3.2.2.1 Constrained UE registration to use MSGin5G Gateway UE	18
6.3.2.2.2 Constrained UE de-registration to use MSGin5G Gateway UE	18
6.3.3 Constrained UE registration to use MSGin5G Relay UE	18
6.3.3.1 General	18
6.3.3.2 Procedure at MSGin5G Relay UE	18
6.3.3.2.1 Constrained UE with MSGin5G Client registration via MSGin5G Relay UE	18
6.3.3.2.2 Constrained UE with MSGin5G Client de-registration via MSGin5G Relay UE	19
6.3.3.3 Procedure at Constrained UE	19
6.3.3.3.1 Constrained UE with MSGin5G Client registration via MSGin5G Relay UE	19
6.3.3.3.2 Constrained UE with MSGin5G Client de-registration via MSGin5G Relay UE	19
6.4 MSGin5G Message delivery	19
6.4.1 Procedures between MSGin5G UE and MSGin5G Server	19
6.4.1.1 Procedure at MSGin5G Client	19
6.4.1.1.1 General	19
6.4.1.1.2 Sending of an MSGin5G message.....	19

6.4.1.1.3	Sending of an aggregated MSGin5G message	21
6.4.1.1.4	Sending of an MSGin5G message delivery status report	21
6.4.1.1.5	Sending of a aggregated MSGin5G message delivery status report	22
6.4.1.1.6	Reception of an MSGin5G message	22
6.4.1.1.7	Reception of a aggregated MSGin5G message	23
6.4.1.1.8	Reception of an MSGin5G message delivery status report	23
6.4.1.1.9	Reception of a aggregated MSGin5G message delivery status report	24
6.4.1.2	Procedure at MSGin5G Server	24
6.4.1.2.1	General	24
6.4.1.2.2	Reception of an MSGin5G message	25
6.4.1.2.3	Reception of an aggregated MSGin5G message	26
6.4.1.2.4	Reception of an MSGin5G delivery status report	26
6.4.1.2.5	Reception of an aggregated MSGin5G delivery status report	26
6.4.1.2.6	Sending of an MSGin5G message	26
6.4.1.2.7	Sending of an aggregated MSGin5G message	27
6.4.1.2.8	Sending of an MSGin5G delivery status report	28
6.4.1.2.9	Sending of a aggregated MSGin5G delivery status report	29
6.4.2	Message delivery and message delivery status report delivery for Constrained UE	29
6.4.2.1	General	29
6.4.2.2	Procedure at MSGin5G Gateway UE	30
6.4.2.2.1	Sending of a message to Constrained UE	30
6.4.2.2.2	Reception of a message from Constrained UE	30
6.4.2.2.3	Sending of a message delivery status report to Constrained UE	31
6.4.2.2.4	Reception of a message delivery status report from Constrained UE	31
6.4.2.2.5	Sending of a message sending response to Constrained UE	31
6.4.2.3	Procedure at Constrained UE	31
6.4.2.3.1	Sending of a message via MSGin5G Gateway UE	31
6.4.2.3.2	Sending of an MSGin5G message delivery status report via MSGin5G Gateway UE	32
6.4.2.3.3	Sending of a message received response to MSGin5G Gateway UE	32
6.4.2.4	Procedure at MSGin5G Relay UE	32
6.4.2.4.1	Sending of an MSGin5G message to Constrained UE with MSGin5G Client	32
6.4.2.4.2	Reception of an MSGin5G message from Constrained UE with MSGin5G Client	32
6.4.2.5	Procedure at MSGin5G Client in Constrained UE	32
6.4.2.5.1	Sending of an MSGin5G message	32
6.4.2.5.2	Reception of an MSGin5G message	33
6.5	MSGin5G Message Segmentation and Reassembly	33
6.5.1	Segment recovery and received confirmation procedures	33
6.5.1.1	Procedure at Message Sender	33
6.5.1.2	Procedure at Message Receiver	33
6.5.1.2.1	Segments recovery procedure when failed to receive all segments	33
6.5.1.2.2	Segments received confirmation procedure	33
6.5.2	Procedure at MSGin5G Client	34
6.5.2.1	Procedure at MSGin5G Client in Sending UE	34
6.5.2.2	Procedure at MSGin5G Client in Recipient UE	34
6.5.3	Procedure at MSGin5G Server	34
6.5.3.1	General	34
6.5.3.2	Procedures on receiving message segments targeting to a MSGin5G UE	34
6.5.3.3	Procedures on receiving message segments targeting to an Application Server	35
6.5.3.4	Procedures on receiving message segments recovery request to a MSGin5G UE	35
6.5.3.5	Procedures on receiving message segments received confirmation to a MSGin5G UE	35
6.6	Messaging Topic Subscription and Unsubscription	35
6.6.1	General	35
6.6.2	Procedure at MSGin5G Client	36
6.6.2.1	Messaging Topic Subscription	36
6.6.2.2	Messaging Topic Unsubscription	36
6.6.3	Procedures at MSGin5G Server	36
6.6.3.1	Messaging Topic Subscription	37
6.6.3.2	Messaging Topic Unsubscription	37
6.7	Void	37
6.8	Usage of SEAL	37
6.8.1	General	37
6.8.2	Configuration management service	38

6.8.2.1	General	38
6.8.3	Group management service.....	38
6.8.3.1	General	38
7	Coding	38
7.1	General	38
7.2	MSGin5G UE Configuration data	38
7.2.1	General.....	38
7.2.2	Application unique ID	39
7.2.3	Structure.....	39
7.2.4	XML schema	39
7.2.4.1	General	39
7.2.4.2	XML schema for MSGin5G specific extensions.....	39
7.2.5	Data semantics	39
7.2.6	MIME types.....	39
7.3	MSGin5G message structure	40
7.3.1	General.....	40
7.3.2	Configuration.....	40
7.3.2.1	MSGin5G UE Configuration structure.....	40
7.3.3	Registration.....	40
7.3.3.1	MSGin5G UE Registration structure	40
7.3.3.2	MSGin5G UE De-registration structure.....	42
7.3.4	MSGin5G Message.....	43
7.3.4.1	JSON schema of MSGin5G message.....	43
7.3.4.2	JSON schema of MSGin5G message delivery status report	46
7.3.4.3	JSON schema of MSGin5G message response	47
7.3.5	Messaging Topic Subscription and Unsubscription.....	48
7.3.5.1	Message topic subscription structure	48
7.3.5.2	Message topic unsubscription structure	48
7.3.6	Structure about message segment	49
7.3.6.1	Segments received confirmation structure	49
7.3.6.2	Segments recovery structure	49
Annex A (Informative): Message formats/protocols used for Constrained UE		50
A.1	General	50
A.2	Based on standard L3 message.....	50
A.2.1	Message contents and functions	50
A.2.1.1	for sending a message to MSGin5G Client.....	50
A.2.1.2	for sending a message delivery report to MSGin5G Client	51
A.2.1.3	for sending a message to Application Client.....	51
A.2.1.4	for sending a message delivery status report to Application Client	52
A.2.1.5	for sending a message sending response to Application Client	52
A.2.1.6	for sending a message received response to MSGin5G Client	53
A.2.1.7	Registration Request	53
A.2.1.8	Registration Accept.....	54
A.2.1.9	Registration Reject.....	54
A.2.1.10	De-registration Request	54
A.2.1.11	De-registration Accept.....	55
A.2.1.12	De-registration Reject.....	55
A.2.2	information elements coding	55
A.2.2.1	Message Type	55
A.2.2.2	Target address	56
A.2.2.3	Application ID	57
A.2.2.4	Message ID	57
A.2.2.5	Payload	57
A.2.2.6	Delivery Status Required	58
A.2.2.7	Target Type.....	58
A.2.2.8	Delivery Status.....	59
A.2.2.9	Priority	59
A.2.2.10	Originator Address.....	59
A.2.2.11	Group ID.....	60

A.2.2.11	Result	60
A.2.2.12	Void	61
A.2.2.13	Reply-to Message ID	61
A.2.2.14	Void	61
A.2.2.15	Credential information	61
A.2.2.16	MSCin5G Registration ID	62
A.2.2.17	MSGin5G cause	62
A.2.2.18	Spare half octet	63
A.3	Based on CoAP	63
A.3.1	message contents and functions.....	63
A.3.1.1	for sending a message to MSGin5G Client.....	63
A.3.1.2	for sending a message delivery status report to MSGin5G Client	63
A.3.1.3	for sending a message to Application Client.....	64
A.3.1.4	for sending a message delivery status report to Application Client	64
A.3.1.5	for sending a message sending response to Application Client	64
A.3.1.6	for sending a message received response to MSGin5G Client	64
A.3.1.7	Registration Request	65
A.3.1.8	Registration Response.....	65
A.3.1.9	De-registration Request	65
A.3.1.10	De-registration Response	66
A.3.2	JSON Schema.....	66
A.3.2.1	for sending a message to MSGin5G Client.....	66
A.3.2.2	for sending a message delivery report to MSGin5G Client	67
A.3.2.3	for sending a message to Application Client.....	68
A.3.2.4	for sending a message delivery report to Application Client	68
A.3.2.5	for sending a message sending response to Application Client	69
A.3.2.6	for sending a message received response to MSGin5G Client	69
A.3.2.7	Registration structure.....	70
A.3.2.8	De-registration structure	71
Annex X (Informative):	IANA UDP port registration form	73
Annex C (informative):	Change history	76
History		78

Foreword

This Technical Specification has been produced by the 3rd Generation Partnership Project (3GPP).

The contents of the present document are subject to continuing work within the TSG and may change following formal TSG approval. Should the TSG modify the contents of the present document, it will be re-released by the TSG with an identifying change of release date and an increase in version number as follows:

Version x.y.z

where:

- x the first digit:
 - 1 presented to TSG for information;
 - 2 presented to TSG for approval;
 - 3 or greater indicates TSG approved document under change control.
- y the second digit is incremented for all changes of substance, i.e. technical enhancements, corrections, updates, etc.
- z the third digit is incremented when editorial only changes have been incorporated in the document.

In the present document, modal verbs have the following meanings:

- shall** indicates a mandatory requirement to do something
- shall not** indicates an interdiction (prohibition) to do something

The constructions "shall" and "shall not" are confined to the context of normative provisions, and do not appear in Technical Reports.

The constructions "must" and "must not" are not used as substitutes for "shall" and "shall not". Their use is avoided insofar as possible, and they are not used in a normative context except in a direct citation from an external, referenced, non-3GPP document, or so as to maintain continuity of style when extending or modifying the provisions of such a referenced document.

- should** indicates a recommendation to do something
- should not** indicates a recommendation not to do something
- may** indicates permission to do something
- need not** indicates permission not to do something

The construction "may not" is ambiguous and is not used in normative elements. The unambiguous constructions "might not" or "shall not" are used instead, depending upon the meaning intended.

- can** indicates that something is possible
- cannot** indicates that something is impossible

The constructions "can" and "cannot" are not substitutes for "may" and "need not".

- will** indicates that something is certain or expected to happen as a result of action taken by an agency the behaviour of which is outside the scope of the present document
- will not** indicates that something is certain or expected not to happen as a result of action taken by an agency the behaviour of which is outside the scope of the present document
- might** indicates a likelihood that something will happen as a result of action taken by some agency the behaviour of which is outside the scope of the present document

might not indicates a likelihood that something will not happen as a result of action taken by some agency the behaviour of which is outside the scope of the present document

In addition:

is (or any other verb in the indicative mood) indicates a statement of fact

is not (or any other negative verb in the indicative mood) indicates a statement of fact

The constructions "is" and "is not" do not indicate requirements.

1 Scope

The present document specifies the protocol aspects for supporting MSGin5G services as specified in 3GPP TS 23.554 [2] for:

1. communication between the MSGin5G UE and the MSGin5G Server over the MSGin5G-1 interface;
2. communication between the Constrained UE (without MSGin5G Client) and MSGin5G Gateway UE which is an Unconstrained UE over the MSGin5G-5 interfaces; and
3. communication between the Constrained UE (with MSGin5G Client) and the MSGin5G Relay UE which is an Unconstrained UE over the MSGin5G-6 interfaces.

The present specification defines the usage and interactions of the MSGin5G Service with SEAL services.

The present specification also defines the message format, message contents, error handling and system parameters applied by the protocols for the MSGin5G Service.

2 References

The following documents contain provisions which, through reference in this text, constitute provisions of the present document.

- References are either specific (identified by date of publication, edition number, version number, etc.) or non-specific.
- For a specific reference, subsequent revisions do not apply.
- For a non-specific reference, the latest version applies. In the case of a reference to a 3GPP document (including a GSM document), a non-specific reference implicitly refers to the latest version of that document *in the same Release as the present document*.

- [1] 3GPP TR 21.905: "Vocabulary for 3GPP Specifications".
- [2] 3GPP TS 23.554: "Application architecture for MSGin5G Service; Stage 2;".
- [3] 3GPP TS 23.434: "Service Enabler Architecture Layer for Verticals".
- [4] IETF RFC 7641: "Observing Resources in the Constrained Application Protocol (CoAP)".
- [5] IETF RFC 7252: "The Constrained Application Protocol (CoAP)".
- [6] 3GPP TS 24.546: "Configuration management - Service Enabler Architecture Layer for Verticals (SEAL); Protocol specification".
- [7] 3GPP TS 29.538: "Enabling MSGin5G Service; Application Programming Interfaces (API) specification; Stage 3".
- [8] JSON Schema: " JSON Schema Draft-07", <http://json-schema.org/specification.html>
- [9] 3GPP TS 23.304: "Proximity based Services (ProSe) in the 5G System (5GS)".
- [10] 3GPP TS 24.544: "Group Management - Service Enabler Architecture Layer for Verticals (SEAL); Protocol specification".
- [11] 3GPP TS 24.545: "Location Management - Service Enabler Architecture Layer for Verticals (SEAL); Protocol specification".
- [12] 3GPP TS 24.546: "Configuration Management - Service Enabler Architecture Layer for Verticals (SEAL); Protocol specification".
- [13] 3GPP TS 24.547: "Identity Management - Service Enabler Architecture Layer for Verticals (SEAL); Protocol specification".

- [14] 3GPP TS 24.548: "Network Resource Management - Service Enabler Architecture Layer for Verticals (SEAL); Protocol specification".
- [15] 3GPP TS 24.007: "Mobile radio interface signalling layer 3; General Aspects".
- [16] 3GPP TS 33.501: "Security architecture and procedures for 5G system".
- [17] 3GPP TS 23.502: " Procedures for the 5G System; Stage 2"
- [18] 3GPP TS 23.003: "Numbering, addressing and identification".
- [19] IETF RFC 4122: "A Universally Unique IDentifier (UUID) URN Namespace".

3 Definitions of terms, symbols and abbreviations

3.1 Terms

For the purposes of the present document, the terms given in 3GPP TR 21.905 [1] and the following apply. A term defined in the present document takes precedence over the definition of the same term, if any, in 3GPP TR 21.905 [1].

example: text used to clarify abstract rules by applying them literally.

For the purposes of the present document, the following terms and definitions given in 3GPP TS 23.554 [2] apply:

Broadcast Area
Messaging Topic
MSGin5G Client
MSGin5G Gateway UE
MSGin5G Group
MSGin5G Relay UE
MSGin5G Service
MSGin5G Server
MSGin5G UE
Non-3GPP UE
Non-MSGin5G UE
Constrained UE

3.2 Symbols

For the purposes of the present document, the following symbols apply:

<symbol> <Explanation>

3.3 Abbreviations

For the purposes of the present document, the abbreviations given in 3GPP TR 21.905 [1] and the following apply. An abbreviation defined in the present document takes precedence over the definition of the same abbreviation, if any, in 3GPP TR 21.905 [1].

AF	Application Function
AS	Application Server
CAPIF	Common API Framework for northbound APIs
CoAP	Constrained Application Protocol
NIDD	Non IP Data Delivery
SCEF	Service Capability Exposure Function
SCS	Service Capability Server

4 General description

The MSGin5G Service (message service for MIoT over 5G System) is basically designed and optimized for massive IoT device communication including thing-to-thing communication and person-to-thing communication. The MSGin5G Service provides messaging communication capability in 5GS including the following message communication models:

- a) Point-to-Point message;
- b) Application-to-Point message/ Point-to-Application message;
- c) Group message;
- d) Broadcast message.

The MSGin5G Service support the message exchanging between the following UE types:

- a) MSGin5G UE:
 - 1) light weight Constrained UEs (e.g. sensors, actuators) and
 - 2) Unconstrained UEs with advanced capabilities (e.g. washing machine, micro-ovens).
- b) Legacy 3GPP UE.
- c) Non-3GPP UE.

The MSGin5G Client contained in the MSGin5G UE communicates with the MSGin5G Server over the MSGin5G-1 interface (see 3GPP TS 23.554 [2]). CoAP specified in IETF RFC 7252 [5] is used as the basic transport protocol of MSGin5G service in this reference point and shall be supported by the MSGin5G Client and MSGin5G Server. For supporting sending/receiving MSGin5G message for the MSGin5G Client contained in Constrained UE, the transport protocols of MSGin5G-6 interface is also CoAP specified in IETF RFC 7252 [5].

An MSGin5G UE-1 may be a Constrained UEs which does not have enough capability to connect to 3GPP network. If allowed by configuration, an Unconstrained UE MSGin5G UE-2 may act as an MSGin5G Gateway UE or an MSGin5G Relay UE to MSGin5G UE-1. In this scenario, the MSGin5G UE-1 communicates with the MSGin5G UE-2 over the MSGin5G-5 and/or MSGin5G-6 interfaces (see 3GPP TS 23.554 [2]).

Additionally, the MSGin5G Client(s) may interact with SEAL Clients over the SEAL-C reference point specified for each SEAL service as specified in 3GPP TS 23.434 [3]. The MSGin5G Server(s) may interact with SEAL Servers over the SEAL-S reference point specified for each SEAL service as specified in 3GPP TS 23.434 [3]. The interaction between a SEAL Client and the corresponding SEAL Server is supported by SEAL-UU reference point specified for each SEAL service as specified in 3GPP TS 23.434 [3].

By means of using the MSGin5G-1 interface, the following aspects can be provided:

- a) MSGin5G UE registration and de-registration towards the MSGin5G Server;
- b) MSGin5G message delivery and MSGin5G message delivery status report; and
- c) Messaging Topic Subscription.

By means of using the MSGin5G-5 interfaces, the following aspects can be provided:

- a) Constrained UE registration and de-registration towards the MSGin5G Gateway UE; and
- b) The exchanging of message and message delivery status report between Constrained UE and MSGin5G Server by using MSGin5G Gateway UE.

By means of using MSGin5G-6 interfaces, the following aspects can be provided:

- a) Constrained UE registration and de-registration towards the MSGin5G Server by using MSGin5G Relay UE; and

- b) The exchanging of MSGin5G message and MSGin5G message delivery status report between Constrained UE and MSGin5G Server by using MSGin5G Relay UE.

The necessary 5GC Network Capabilities, e.g. device triggering, may be used in MSGin5G Service as specified in 3GPP TS 23.554 [2]. The device trigger is delivered to the MSGin5G Client via SCEF/NEF and the Core Network as specified in 3GPP TS 23.502 [17] and is out of scope of this document.

5 Functional entities

5.1 MSGin5G Client

An MSGin5G Client acts as client-side functionality for MSGin5G UE configuration, registration and message delivery.

The functionalities of MSGin5G Client include:

- a) supporting registration to an MSGin5G Server;
- b) supporting configuration required to use MSGin5G Service;
- c) constructing MSGin5G message when:
 - 1) requested by an Application Client resides on the same MSGin5G UE or;
 - 2) requested by the Application Client resides on a Constrained UE without MSGin5G Client by acting as a gateway;
- d) delivering MSGin5G message payload to the targeted Application Client;
 - 1) directly when the Application Client resides on the same MSGin5G UE or;
 - 2) resides on a Constrained UE without MSGin5G Client by acting as a gateway;
- e) exchanging MSGin5G messages with an MSGin5G Server;
- f) supporting MSGin5G message segmentation according to service provider's policy;
- g) acting as a relay for MSGin5G Client resides in other UE, which does not have enough capability to connect to the 3GPP network(i.e. a Constrained UE), to use MSGin5G Service; and
- h) acting as a gateway to handle the registration and deregistration procedures initiated by the application client in a Constrained UE.

5.2 MSGin5G Server

An MSGin5G Server functional entity provides server-side functionality for configuration, registration and message delivery.

The following functionalities of MSGin5G Server need to be considered in current document:

- a) exchanging MSGin5G messages with MSGin5G Client;
- b) routing MSGin5G messages based on UE Service ID;
- c) supporting transport level protocol selection and conversion for exchanging MSGin5G messages with MSGin5G UE;
- d) to resolve the MSGin5G Group Service ID to determine the members of the Group specified in 3GPP TS 23.434 [3];
- e) supporting MSGin5G message segmentation according to service provider's policy;

- f) supporting MSGin5G UE configuration procedures as specified in 3GPP TS 23.434 [3] and 3GPP TS 24.546 [6] or communicating with the SEAL Configuration Management Server to provide MSGin5G configuration data on a UE to be ready for the MSGin5G Service; and
- g) managing MSGin5G UE information related to the MSGin5G Service, such as MSGin5G Client availability.

6 MSGin5G Procedures

6.1 General

In clause 6, the detailed behaviors of the MSGin5G UE, the MSGin5G Server and Constrained UE with/without MSGin5G Client during the MSGin5G procedures are described.

Depending on communication over different MSGin5G interfaces, different MSGin5G procedures are supported as:

- a) For the communication between the MSGin5G Client of MSGin5G UE and the MSGin5G Server over the MSGin5G-1 interface, the following procedures are involved:
 - 1) Configuration;
 - 2) Registration and de-registration;
 - 3) MSGin5G message delivery including sending and receiving MSGin5G message, aggregated MSGin5G message, MSGin5G message delivery status report and aggregated MSGin5G message delivery status report.
 - 4) MSGin5G message segment and reassembly; and
 - 5) Messaging topic subscription.
- b) For the communication between the Constrained UE (without MSGin5G Client) and MSGin5G Gateway UE which is an Unconstrained UE over the MSGin5G-5 interfaces, the following procedures are involved:
 - 1) Registration and de-registration;
 - 2) message delivery procedure including sending and receiving message and message delivery status report.
- c) For the communication between the Constrained UE (with MSGin5G Client) and the MSGin5G Relay UE which is an Unconstrained UE over the MSGin5G-6 interfaces, all the procedures listed in bullet a) are supported. The communication between MSGin5G Client of the Constrained UE and the MSGin5G Server re-uses the procedures listed in bullet a). The MSGin5G Relay UE relays the requests and responses as traffic between the MSGin5G Client of the Constrained UE and the MSGin5G Server.

For procedures used for bullet a) and bullet c), CoAP specified in IETF RFC 7252 [5] is used as the basic transport protocol. For procedures used for bullet b), guidance on definitions of the message format and information elements are described in Annex A.

The authorization of MSGin5G Client by the MSGin5G Server is performed by verifying the UE service ID as specified in Annex Y of TS 33.501 [16].

6.2 Configuration

6.2.1 MSGin5G UE Configuration

6.2.1.1 General

MSGin5G UE Configuration is based on the configuration management functionality specified in TS 23.434 [3] and TS 24.546 [6].

6.2.1.2 Procedure at MSGin5G Client

The MSGin5G UE should support the configuration management client functionality as specified in 3GPP TS 23.546 [6]. The configuration management client functionality may be collocated with MSGin5G Client or it can be separated with MSGin5G Client as per 3GPP TS 23.554 [2].

If the configuration management client functionality is not collocated with the MSGin5G Client, the MSGin5G Client should use SEAL-C interface to interact with configuration management client functionality for MSGin5G UE configuration.

The MSGin5G UE configuration procedures at the configuration management client functionality are based on the procedures in clause 6.2.3.3 of 3GPP TS 24.546 [6], in the procedures:

- a) the configuration management client functionality on the MSGin5G UE acts as SCM-C;
- b) the configuration management server functionality at the server-side acts as SCM-S;
- c) shall set the Option header to the CoAP URI identifying the user profile document to be retrieved according to the resource API definition in Annex C.3.1 of 3GPP TS 24.546 [6],
 - 1) the "apiRoot" is set to the URI of the configuration management server functionality at the server-side;
 - 2) the "valServiceId" is set to the unique service identifier of MSGin5G service; and
 - 3) the configuration management client functionality shall make a GET request for the UE Configurations as described in Annex C.3.1.2.2.3.1 of 3GPP TS 24.546 [6] and shall set applicable query parameters defined in table C.3.1.2.2.3.1-1 of 3GPP TS 24.546 [6] with the clarification listed below.
 - i) the ue-uri is set to the MSGin5G UE ID as specified in 3GPP TS 23.554 [2]
 - ii) the ue-vendor and/or the ue-type parameter are set to the MSGin5G UE information as specified in 3GPP TS 23.554 [2] if included.

Upon receiving the requested MSGin5G UE configuration data, the configuration management client functionality shall submit the configuration data to MSGin5G Client by SEAL-C interface if it is not collocated with the MSGin5G Client. The MSGin5G Client shall store the configuration data, including MSGin5G UE Service ID, the address of MSGin5G Server and other available MSGin5G Service specific information.

The corresponding JSON Schema used in step e) is defined in 7.3.2.1.

6.2.1.3 Procedure at MSGin5G Server

The configuration management server functionality as specified in 3GPP TS 23.546 [6] may be collocated with MSGin5G Server or it can be separated with MSGin5G Server as per 3GPP TS 23.554 [2].

The MSGin5G UE configuration procedures at the configuration management server functionality are based on the procedures in clause 6.2.3.4 of 3GPP TS 24.546 [6]. In the procedures, the configuration management server function acts as SCM-S.

6.2.2 Constrained device Configuration

6.2.2.1 Procedure at MSGin5G Relay UE

When the MSGin5G Client on the MSGin5G Relay UE receives a CoAP GET request from UDP port XXX and the recipient's address included in the CoAP Option is set to the configuration management server functionality, the MSGin5G Relay UE acts as either 5G ProSe Layer-2 and Layer-3 UE-to-Network Relay entity as specified in 3GPP TS 23.304 [9] and relays the CoAP GET request as a uplink traffic to the configuration management server functionality.

Editor's note: The exact UDP port number on which the CoAP GET request is sent, is FFS.

When the MSGin5G Client-1 on the MSGin5G Relay UE receives a CoAP 2.05 (Content), 4.03 (Forbidden) or 4.04 (Not found) response from UDP port XXX and the recipient's address included in the CoAP Option is set to another MSGin5G Client-2 which has established a connection for One-to-one ProSe Direct Communication with it as specified

in 3GPP TS 23.304[9], the MSGin5G Relay UE acts as either 5G ProSe Layer-2 and Layer-3 UE-to-Network Relay entity as specified in 3GPP TS 23.304 [9] and relays the CoAP 2.05 (Content), 4.03 (Forbidden) or 4.04 (Not found) response as a downlink traffic to the MSGin5G Client-2, Otherwise the MSGin5G Client-1 shall discard the CoAP 2.05 (Content), 4.03 (Forbidden) or 4.04 (Not found) response.

Editor's note: The exact UDP port number on which the CoAP GET response is sent, is FFS.

6.2.2.2 Procedure at Constrained UE with MSGin5G Client

In order to send an MSGin5G UE Configuration request, the configuration management client functionality on the Constrained UE with MSGin5G Client shall use the procedures specified in clause 6.2.1.2.

Upon receiving an CoAP 2.05 (Content), 4.03 (Forbidden) or 4.04 (Not found) response and the recipient's address included in the CoAP Option is set to the MSGin5G Client itself, the MSGin5G Client shall handle the CoAP 2.05 (Content), 4.03 (Forbidden) or 4.04 (Not found) response as specified in clause 6.2.1.2.

6.3 Registration

6.3.1 MSGin5G UE Registration

6.3.1.1 Procedure at MSGin5G Client

6.3.1.1.1 MSGin5G UE registration

After the UE Service ID is configured to the MSGin5G UE, in order to register MSGin5G UE to the MSGin5G Server, the MSGin5G Client shall send a CoAP POST request to the MSGin5G Server according to procedures specified in IETF RFC 7252 [5]. In this CoAP POST request, the MSGin5G Client:

- a) shall set the "T" field in the CoAP header to 0 to indicate acknowledge message required;
- b) shall include the MSGin5G Server address in the Option header of the CoAP POST request and set the Option header to a corresponding value, e.g. if the MSGin5G Server address is a URI, the Uri-Path Option is set to the value of such URI;
- c) shall set the "Content-Format" element to "50" to indicate the format of the CoAP payload is "application/json"; and
- d) shall include the following information elements in the CoAP payload encoded in JSON format as specified in clause 7.3.3.1:
 - 1) the "MSGin5G service identifier" element to indicate that this CoAP POST request is used for MSGin5G service;
 - 2) the "Message Type" element with a "REG" value to indicate that this CoAP POST request is used for registration;
 - 3) the "UE Service ID" element to indicate the MSGin5G UE initiating registration procedure; and
 - 4) optionally, the "MSGin5G Client Profile" element to include a set of parameters describing the MSGin5G Client. This element may include the "MSGin5G Client Triggering Information" element and the "MSGin5G Client Communication Availability" element. The "MSGin5G Client Triggering Information" element shall include the "MSGin5G UE ID" element to indicate the MSGin5G UE hosting the MSGin5G Client and the "MSGin5G Client Ports" element to indicate that the MSGin5G Client listens on for device triggers from the MSGin5G Server. The "MSGin5G Client Communication Availability" element informs the MSGin5G Server whether the client has a specific application-level schedule/periodicity to its MSGin5G communications, which may be used in conjunction with UE reachability monitoring to determine whether and when MSGin5G communications are attempted. This element:
 - i) shall include the "Scheduled communication time" element to indicate the time when the UE becomes available for communication;

- ii) shall include the "Communication duration time" element to indicate the duration time of periodic communication;
- iii) may include the "Periodic communication indicator" element to identify whether the client communicates periodically or not;
- iv) may include the "Periodic communication interval" element to indicate the interval Time of periodic communication if "Periodic communication indicator" element is included;
- v) may include the "Data size indication" element to indicate the expected data size to be exchanged during the communication duration; and
- vi) may include the "Store and forward option" element to indicate the UE does not request store and forward services for incoming MSGin5G requests.

6.3.1.1.2 MSGin5G UE de-registration

The MSGin5G Client initiates a CoAP POST request to de-register from the MSGin5G Server. In this CoAP POST request, the MSGin5G Client:

- a) shall set the "T" field in the CoAP header to 0 to indicate acknowledge message required;
- b) shall include the MSGin5G Server address in the Option header of the CoAP POST request and set the Option header to a corresponding value, e.g. if the MSGin5G Server address is a URI, the Uri-Path Option is set to the value of such URI;
- c) shall set the "Content-Format" element to "50" to indicate the format of the CoAP payload is "application/json"; and
- d) shall include the following information elements encoded in JSON format as specified in clause 7.3.3.2:
 - 1) the "MSGin5G service identifier" element to indicate that this CoAP POST request is used for MSGin5G service;
 - 2) the "Message Type" element with a "DEREG" value to indicate that the CoAP POST request is used for de-registration; and
 - 3) the "UE Service ID" element to indicate the MSGin5G UE initiating de-registration procedure.

6.3.1.2 Procedure at MSGin5G Server

6.3.1.2.1 MSGin5G UE registration

Upon reception of the CoAP POST request containing MSGin5G service identifier indicating that the received request is for MSGin5G service and Message Type indicating that the received request is for registration, the MSGin5G Server shall verify the UE service ID. After a successful verification, the MSGin5G Server:

- a) shall store the UE Service ID and the MSGin5G Client Profile information included in the received CoAP POST request; and
- b) shall generate a CoAP 2.01 (Created) response or CoAP 2.04 (Change) response including the following parameters:
 - 1) the CoAP "Message ID" element and the "Token" element with the same values with those in the CoAP POST request for registration; and
 - 2) the "Content-Format" element with "50" to indicate the format of the CoAP payload is "application/json" and the CoAP payload encoded in JSON format as specified in clause 7.3.3.1 including:
 - i) the "UE Service ID" element to indicate the MSGin5G UE initiating registration procedure; and
 - ii) the "Registration result" element to indicate whether the registration is success or failure.

6.3.1.2.2 MSGin5G UE de-registration

Upon reception of the CoAP POST request containing MSGin5G service identifier indicating that the received request is for MSGin5G service and Message Type indicating that the received request is for deregistration from an MSGin5G UE, the MSGin5G Server shall verify the UE service ID. After a successful verification, the MSGin5G Server:

- a) shall delete the registration information of the MSGin5G UE and any applicable MSGin5G Client Profile information that it has stored; and
- b) shall generate a CoAP 2.04 (Change) response including the following parameters:
 - 1) the CoAP "Message ID" element and the "Token" element with the same values with those in the CoAP POST request for deregistration;
 - 2) optionally, the MSGin5G Client address in the Option header of the CoAP response and set the Option header to a corresponding value, if it is provided in the payload of CoAP POST request; and
 - 3) the "Content-Format" element with "50" to indicate the format of the CoAP payload is "application/json" and the CoAP payload encoded in JSON format as specified in clause 7.3.3.2 including:
 - i) the "UE Service ID" element to indicate the MSGin5G UE initiating de-registration procedure; and
 - ii) the "De-registration result" element to indicate whether the registration is success or failure.

6.3.2 Constrained UE registration to use MSGin5G Gateway UE

6.3.2.1 Procedure at Gateway MSGin5G UE

6.3.2.1.1 Constrained UE registration to use MSGin5G Gateway UE

Upon reception of registration request from the application client on the Constrained UE, the MSGin5G Gateway UE decides whether to accept the registration request based on local condition.

If the registration is accepted by the MSGin5G Gateway UE, the MSGin5G Client on the MSGin5G Gateway UE:

- a) stores Application ID included in the registration request from the Constrained UE and the mapping between the transport identifier and the Application ID;

NOTE 1: Based on the connection mode, e.g. L2 connection or L3 connection, the MSGin5G Gateway UE can allocate a specified MAC address or UDP port for exchanging information between the MSGin5G Gateway UE and the Constrained UE. The transport mechanism is based on the legacy transport protocol.

NOTE 2: The MSGin5G Gateway UE retrieves the transport identifier from the transport layer. The transport identifier can be a Layer-2 ID, e.g. a MAC address, or a Layer-3 ID, e.g. an IP address with a specific UDP port.

- b) allocates a Registration ID for the Constrained UE; and
- c) constructs the registration response and sends it to the application client on the Constrained UE. The registration response shall include:
 - 1) the Registration Result indicates the registration is accepted by the MSGin5G Gateway UE; and
 - 2) the Registration ID allocated by the MSGin5G Gateway UE.

If the registration is not accepted by the MSGin5G Gateway UE, the MSGin5G Client on the MSGin5G Gateway UE constructs the registration response and sends it to the application client on the Constrained UE. The registration response shall include:

- a) the Registration Result indicating the registration is not accepted by the MSGin5G Gateway UE; and
- b) the Failure Reason indicating an appropriate reason why the registration request is rejected by the MSGin5G Gateway UE.

6.3.2.1.2 Constrained UE de-registration to use MSGin5G Gateway UE

Upon reception of de-registration request from the application client on the Constrained UE, the MSGin5G Gateway UE:

- a) removes the mapping between Application ID and transport identifier of the UE-2 based on the Registration ID included in the de-registration request; and
- b) constructs the de-registration response including:
 - 1) the De-registration Result indicating whether the de-registration is accepted or not;
 - 2) the Registration ID included in the de-registration request, if the de-registration is accepted by the MSGin5G Gateway UE; and
 - 3) the Failure Reason indicating an appropriate cause indicating why the de-registration request is rejected by the MSGin5G Gateway UE, if the de-registration is not accepted by the MSGin5G Gateway UE.

NOTE: Based on the connection mode, e.g. L2 connection or L3 connection, the MSGin5G Gateway UE may allocate a specified MAC address or UDP port for exchanging information between the MSGin5G Gateway UE and the Constrained UE. The transport mechanism is based on the legacy transport protocol.

6.3.2.2 Procedure at Constrained UE

6.3.2.2.1 Constrained UE registration to use MSGin5G Gateway UE

In order to register Constrained UE to the MSGin5G Gateway UE, the Application Client on the Constrained UE sends a registration request to the MSGin5G Client on the MSGin5G Gateway UE. The registration request shall include the "Application ID" to indicate the Application Client on the Constrained UE initiating registration.

NOTE: If a specified MAC address or UDP port is configured for exchanging information between the MSGin5G Gateway UE and the Constrained UE, the Constrained UE shall send the registration request to the specified MAC address or UDP port.

6.3.2.2.2 Constrained UE de-registration to use MSGin5G Gateway UE

In order to de-register Constrained UE to the MSGin5G Gateway UE, the Application Client on the Constrained UE sends a de-registration request to the MSGin5G Client on the MSGin5G Gateway UE. The de-registration request shall include the "Registration ID" which has been allocated by the MSGin5G Gateway UE during the registration procedure.

NOTE: If a specified MAC address or UDP port is configured for exchanging information between the MSGin5G Gateway UE and the Constrained UE, the Constrained UE shall send the de-registration request to the specified MAC address or UDP port.

6.3.3 Constrained UE registration to use MSGin5G Relay UE

6.3.3.1 General

The MSGin5G Relay UE acts as either 5G ProSe Layer-2 or Layer-3 UE-to-Network Relay entity as specified in 3GPP TS 23.304 [9] and relays the CoAP POST request/response as traffic between the MSGin5G Server and the Constrained UE.

6.3.3.2 Procedure at MSGin5G Relay UE

6.3.3.2.1 Constrained UE with MSGin5G Client registration via MSGin5G Relay UE

When a CoAP POST request for registration from the MSGin5G Client of the Constrained UE, the MSGin5G Relay UE relays the CoAP POST request as an uplink traffic to the MSGin5G Server.

When the CoAP 2.01 (Created) response or CoAP 2.04 (Change) response returned from the MSGin5G Server and the response is the acknowledgement for a CoAP request from a Constrained UE, the MSGin5G Relay UE relays the CoAP 2.01 (Created) response or CoAP 2.04 (Change) response as a downlink traffic to the Constrained UE.

6.3.3.2.2 Constrained UE with MSGin5G Client de-registration via MSGin5G Relay UE

When a CoAP POST request for de-registration from the MSGin5G Client of the Constrained UE, the MSGin5G Relay UE relays the CoAP POST request as an uplink traffic to the MSGin5G Server.

When a CoAP 2.04 (Change) response returned from the MSGin5G Server and the response is the acknowledgement for a CoAP request from a Constrained UE, the MSGin5G Relay UE relays the CoAP 2.04 (Change) response as a downlink traffic to the Constrained UE.

6.3.3.3 Procedure at Constrained UE

6.3.3.3.1 Constrained UE with MSGin5G Client registration via MSGin5G Relay UE

In order to register Constrained UE to the MSGin5G Server, the MSGin5G Client of Constrained UE sends a CoAP POST request to the MSGin5G Server via the MSGin5G Relay UE. The CoAP POST request is constructed as specified in clause 6.3.1.1.1.

6.3.3.3.2 Constrained UE with MSGin5G Client de-registration via MSGin5G Relay UE

In order to de-register Constrained UE to the MSGin5G Server, the MSGin5G Client of Constrained UE sends a CoAP POST request to the MSGin5G Server via the MSGin5G Relay UE. The CoAP POST request is constructed as specified in clause 6.3.1.1.2.

6.4 MSGin5G Message delivery

6.4.1 Procedures between MSGin5G UE and MSGin5G Server

6.4.1.1 Procedure at MSGin5G Client

6.4.1.1.1 General

This clause specifies the procedures for sending and receiving MSGin5G message, aggregated MSGin5G message, MSGin5G message delivery status report and aggregated MSGin5G message delivery status report at MSGin5G Client.

6.4.1.1.2 Sending of an MSGin5G message

In order to send an MSGin5G message, the MSGin5G Client shall compare the size of the received message from the Application Client to the maximum allowed MSGin5G message segmentation size. If the size exceeds, the MSGin5G Client shall segment the MSGin5G message into a set of segmented MSGin5G messages such that each segmented MSGin5G message can fit within the maximum allowed MSGin5G message segmentation size. For each segmented MSGin5G message, the steps listed below shall be processed individually.

The MSGin5G Client shall send the MSGin5G message in a CoAP POST request message according to procedures specified in IETF RFC 7252 [5]. In the CoAP POST request message, The MSGin5G Client:

- a) shall set the "T" field in the CoAP header to 0 if delivery status report from the recipient is requested, i.e. indicates that this message is the type of Confirmable, to ensure the application layer delivery status report;
- b) shall include the MSGin5G Server address in a CoAP Option, e.g. if the MSGin5G Server address is a URI, includes a Uri-Path Option with the value of the URI;
- c) shall set the CoAP Content-Format to "50", i.e. application/json;
- d) shall include the information elements specified in 3GPP TS 23.554 [2] in the CoAP payload encoded in JSON format as specified in clause 7.3.4:

- 1) shall include an "MSGin5G service identifier" element to indicate that this CoAP POST request message is used for MSGin5G service;
- 2) shall include a "Message Type" element and set it to "MSG" to indicate that this CoAP POST request message is used for MSGin5G message;
- 3) shall include an "Originating UE Service ID" element set to the UE which requests the sending of the MSGin5G message;
- 4) shall include a "Recipient UE Service ID/AS Service ID" element if the recipient is an MSGin5G UE/Non-MSGin5G UE or Application Server;
- 5) shall include a "Group Service ID" element if the recipient is an MSGin5G Group;
- 6) shall include a "Broadcast Area ID" element if the message needs to be broadcast;
- 7) shall include a "Messaging Topic" element if this message will be distributed based on message topic. This element shall not present in other message scenarios;

NOTE: In an MSGin5G Message request, only one of these IEs listed from step 4) to step 6) shall be included.

- 8) may include one or more "Application ID" elements to indicate the application(s) for which the payload is(are) intended;
- 9) shall include a "Message ID" which is globally unique within the MSGin5G service to identify this specific MSGin5G message;
- 10) may include a "Delivery status required" element if delivery acknowledgement from the recipient is requested;
- 11) may include a "Priority type" element to indicate the application priority level requested for this message;
- 12) may include a "Message is segmented" element with a "true" value to indicate that this message is part of a segmented message;
- 13) if "Message is segmented" element with a "true" value is included, shall include a "Segmentation set identifier" element to indicate that this segmented message is associated within a set of segmented messages. All segmented messages associated with the same MSGin5G message shall be assigned the same unique identifier;
- 14) if "Message is segmented" element with a "true" value is included and this message is the first segment of the set of segmented messages, shall include a "Total number of message segments" element to indicate the total number of segments for the MSGin5G message;
- 15) if "Message is segmented" element with a "true" value is included, shall include a "Message segment number" element to indicate the number of each segmented message within a set of segmented messages;
- 16) if "Message is segmented" element with a "true" value is included and this message is the last segment of the set of segmented messages, shall include a "Last segment flag" element to indicate that this segmented message is the last segment in the set of segmented messages;
- 17) shall include a "Store and forward flag" element to indicate whether store and forward services are requested for this message;
- 18) if store and forward services are requested, may include a "Store and forward parameters" element to carry the parameters used by MSGin5G Server for providing store and forward services. The "Store and forward parameters":
 - i) may include a "Message expiration time" element to indicate the message expiration time used for providing store and forward services if the destination is not available for communications; and
 - ii) may include an "Application specific store and forward information" element to carry the information used by MSGin5G Server for handling store and forward, e.g. a delivery time/date; and

19) may include a "Payload" element which carries the application payload that is transferred by the MSGin5G Service in the CoAP payload and located it after the elements listed from step 1) to 19); The content of "Payload" element is transparent to the MSGin5G Service; and

- e) if needed, i.e. a message segment recovery request is received, acts as Message Sender to perform the procedures in clause 6.5.1.1.

6.4.1.1.3 Sending of an aggregated MSGin5G message

Before the sending of an MSGin5G message, the MSGin5G Client shall check if aggregation is allowed for this message, check the message data size, and the priority level to determine if the message can be aggregated. For example, if the MSGin5G Client finds that the messages have small payload size when compared to the maximum segment size that can be transmitted over CoAP and the messages are not high priority messages, which could be sent as per scheduling policy towards a selected target, the MSGin5G Client can decide to aggregate messages until optimal use of segment size before sending message towards MSGin5G Server.

If the message can be aggregated, the MSGin5G Client aggregates multiple MSGin5G message requests intended for a selected target and sends the aggregated message in a single CoAP POST request message. The sending of the CoAP POST request message shall follow the procedures specified in clause 6.4.1.1.2 with the clarifications listed below:

- a) The MSGin5G Client should not segment the aggregated message, so in step d) of clause 6.4.1.1.2, the "Message is segmented", "Segmentation set identifier", "Total number of message segments", "Message segment number" and "Last segment flag" elements should not be included.
- b) In addition to the step d) of clause 6.4.1.1.2, the MSGin5G Client should include a "Number of individual messages" element in this message to indicate the total number of messages which are aggregated into this single message.
- c) In addition to the step d) of clause 6.4.1.1.2, the MSGin5G Client should include a "List of individual messages" element in this message. Each child element of this "List of individual messages" element contains information elements listed below:
 - 1) "Message ID" of the individual message;
 - 2) "Payload" which carries the application payload that is transferred by the individual MSGin5G message;
 - 3) one or more optional "Application ID" elements;
 - 4) an optional "Delivery status required" element; and
 - 5) an optional "Priority type" element.
- d) The MSGin5G Client should not include the "Payload" element outside the "List of individual messages" element, i.e. the 19) in step e) of clause 6.4.1.1.2 shall not be processed.

6.4.1.1.4 Sending of an MSGin5G message delivery status report

In order to send a MSGin5G message delivery status report, the MSGin5G Client shall send an CoAP POST request according to procedures specified in IETF RFC 7252 [5]. In the CoAP POST request, the MSGin5G Client:

- a) shall set the "T" field in the CoAP header to 0, i.e. indicates that this message is the type of Confirmable, to ensure that the MSGin5G message delivery status report can be received by the originator of the receiving MSGin5G message;
- b) shall include the MSGin5G Server address in an CoAP Option, e.g. if the MSGin5G Server address is a URI, includes a Uri-Path Option with the value of the URI;
- c) shall set the CoAP Content-Format to "50", i.e. application/json; and
- d) shall include the information elements specified in 3GPP TS 23.554 [2] in the CoAP payload encoded in JSON format as specified in clause 7.3.4.2:
 - 1) shall include an "MSGin5G service identifier" element to indicate that this CoAP POST request message is used for MSGin5G service;

- 2) shall include an "Message Type" element and set it to "IMDN" to indicate that this CoAP POST request message is used for MSGin5G message delivery status report;
- 3) shall include an "Originating UE Service ID" element set to the UE which requests the sending of the MSGin5G message delivery status report;
- 4) shall include a "Recipient UE Service ID/AS Service ID" element if the recipient is an MSGin5G UE/Non-MSGin5G UE or an Application Server. This element indicates is the sender of the message that this message delivery status report is for;
- 5) shall include the "Message ID" element copied from the MSGin5G message that is being acknowledged;
- 6) shall include a "Delivery Status" element to carry the delivery status description. The delivery status can be success or failure in delivery; and
- 7) may include a "Failure Cause" element to indicate the failure reason if the delivery status is failure.

6.4.1.1.5 Sending of a aggregated MSGin5G message delivery status report

The MSGin5G Client can aggregate multiple MSGin5G message delivery status reports into one single message. The MSGin5G Client shall check whether the MSGin5G message delivery status reports can be aggregated as specified in clause 6.4.1.1.3.

If the MSGin5G message delivery status reports can be aggregated, the MSGin5G Client aggregates MSGin5G message delivery status reports intended for a selected target and sends the aggregated MSGin5G message delivery status reports in a single CoAP POST request message. The sending of the CoAP POST request message shall follow the procedures specified in clause 6.4.1.1.4 with the clarifications listed below:

- a) In step d) of clause 6.4.1.1.4, the "Delivery Status" element and the "Failure Cause" element should not be included.
- b) In addition to the step d) of clause 6.4.1.1.4, the MSGin5G Client should include a "Number of individual messages" element in this message to indicate the total number of MSGin5G message delivery status reports which are aggregated into this single message.
- c) In addition to the step d) of clause 6.4.1.1.4, the MSGin5G Client should include a "'List of individual messages" element in this message. Each child element in this "List of individual messages" element contains information elements listed below:
 - 1) "Message ID" of the individual MSGin5G message delivery status reports which is copied from the MSGin5G message that is being acknowledged;
 - 2) "Delivery Status" element; and
 - 3) an optional "Failure Cause" element.

6.4.1.1.6 Reception of an MSGin5G message

Upon receiving an CoAP POST request containing the MSGin5G Service identifier and the "Message Type" with the value "MSG", if the "Number of individual messages" element and "List of individual messages" element are not included, the MSGin5G Client shall handle the CoAP POST request according to procedures specified in IETF RFC 7252 [5] with the clarifications listed below:

- a) The MSGin5G Client shall check whether a "Message is segmented" element is included in the CoAP POST request. If this element is included, the MSGin5G Client shall wait until all the segmented messages have been received by checking the "Segmentation set identifier", "Total number of message segments", "Message segment number" and "Last segment flag" elements. The MSGin5G Client shall reassemble all the segmented messages into a single MSGin5G message.
- b) The MSGin5G Client shall provide the received information in the "payload" element to the Application Client(s) if one or more "Application ID" elements are included. The Application Client(s) is(are) indicated by the "Application ID" element(s):
 - 1) If the Application Client is on the other MSGin5G UE-2 for which this MSGin5G Client is acting as MSGin5G Relay UE or MSGin5G Gateway UE, the MSGin5G Client shall send the received information to

the corresponding MSGin5G UE via MSGin5G-6 (if MSGin5G Client is supported by MSGin5G UE-2) as specified in clause 6.4.2.4 or MSGin5G-5 reference point (if MSGin5G Client is not supported by MSGin5G UE-2) as specified in clause 6.4.2.2.

- 2) If the Application Client is on the same MSGin5G UE with the MSGin5G Client, the MSGin5G Client shall deliver the received information to the Application Client via MSGin5G-5 reference point.

NOTE: when the Application Client and MSGin5G Client are resided on the same MSGin5G UE, the interaction in MSGin5G-5 reference point may implementation specific and is out of scope of the present document.

- c) If a "Delivery status required" element is included in the CoAP POST request, the MSGin5G Client shall send an MSGin5G message delivery status report as specified in clause 6.4.1.1.4 or clause 6.4.1.1.5 with the clarifications listed below:
 - 1) if the message delivery status is supported by the Application Client(s), the MSGin5G message delivery status report shall be sent after the delivery status information is received from the Application Client(s), and shall be generated based on this(these) delivery status information; or
 - 2) if the message delivery status is not supported by the Application Client, the MSGin5G message delivery status report shall be sent immediately by the MSGin5G Client on behalf of the Application Client(s).

6.4.1.1.7 Reception of a aggregated MSGin5G message

Upon receiving an CoAP POST request containing the MSGin5G Service identifier and the "Message Type" with the value "MSG", if a "Number of individual messages" and a "List of individual messages" are included, the MSGin5G Client determines that this message is an aggregated MSGin5G message. The MSGin5G Client shall handle the CoAP POST request according to procedures specified in IETF RFC 7252 [5] with the clarifications listed below:

- a) The MSGin5G Client shall split the received aggregated message request into multiple new created individual MSGin5G messages:
 - 1) all elements listed in step d) of clause 6.4.1.1.2 included in the received MSGin5G message, except the "Message ID", "Message is segmented", "Segmentation set identifier", "Total number of message segments", "Message segment number" and "Last segment flag" elements, are copied to each new created individual MSGin5G message; and
 - 2) each child element of the "List of individual messages" element in the received aggregated MSGin5G message is included in a new created individual MSGin5G message. The "Message ID", "Payload", "Application ID" (if present), "Delivery status required" (if present) and "Priority type" (if present) in the child element of the "List of individual messages" are used as the same elements in the new created individual MSGin5G message; and
- b) The MSGin5G Client shall handle each individual MSGin5G messages according to step b) and c) specified in clause 6.4.1.1.6.

6.4.1.1.8 Reception of an MSGin5G message delivery status report

Upon receiving an CoAP POST request containing the MSGin5G Service identifier and the "Message Type" with the value "IMDN", if the "Number of individual messages" element and "List of individual messages" element are not be included and a "Delivery Status" element is included, the MSGin5G Client shall handle the CoAP POST request according to procedures specified in IETF RFC 7252 [5] with the clarifications listed below:

- a) The MSGin5G Client shall provide the received information in the "Delivery Status" element and the "Failure Cause" element (if applicable) to the Application Client(s) if one or more "Application ID" elements are included. The Application Client(s) is(are) indicated by the "Application ID" element(s):
 - 1) If the Application Client on the other MSGin5G UE for which this MSGin5G Client is acting as MSGin5G Relay UE or MSGin5G Gateway UE, the MSGin5G Client shall send the received information to the corresponding MSGin5G UE via MSGin5G-6 (if MSGin5G Client is supported by MSGin5G UE-2) as specified in clause 6.4.2.4 or MSGin5G-5 reference point (if MSGin5G Client is not supported by MSGin5G UE-2) as specified in clause 6.4.2.2.
 - 2) If the Application Client is on the same MSGin5G UE with the MSGin5G Client, the MSGin5G Client shall deliver the received information to the Application Client via MSGin5G-5 reference point.

NOTE: when the Application Client and MSGin5G Client are resided on the same MSGin5G UE, the interaction in MSGin5G-5 reference point may implementation specific and is out of scope of the present document.

6.4.1.1.9 Reception of a aggregated MSGin5G message delivery status report

Upon receiving an CoAP POST request containing the MSGin5G Service identifier and the "Message Type" with the value "IMDN", if a "Number of individual messages" and a "List of individual messages" are included, the MSGin5G Client determines that this message is an aggregated MSGin5G message. The MSGin5G Client shall handle the CoAP POST request according to procedures specified in IETF RFC 7252 [5] with the clarifications listed below:

- a) The MSGin5G Client shall split the received aggregated MSGin5G message request into multiple new created individual MSGin5G messages:
 - 1) all elements listed in step d) of clause 6.4.1.1.4 included in the received MSGin5G message, except the "Message ID", "Delivery Status" and the "Failure Cause" elements, are copied to each new created individual MSGin5G message; and
 - 2) each child element of the "List of individual messages" element in the received aggregated MSGin5G message is included in a new created individual MSGin5G message. The "Message ID", "Delivery Status" and the "Failure Cause" (if present) in the child element of the "List of individual messages" are used as the same elements in the new created individual MSGin5G message; and
- b) If "Delivery Status" element is included in the new created individual MSGin5G message, the MSGin5G Client determines that the new created individual MSGin5G messages are MSGin5G delivery status reports. The MSGin5G Client shall handle each individual MSGin5G delivery status report according to step a) specified in clause 6.4.1.1.8.

6.4.1.2 Procedure at MSGin5G Server

6.4.1.2.1 General

An MSGin5G Server provides server-side functionality of messages delivery among MSGin5G UE, Application Server and Message Gateway. A messages delivery procedure in the MSGin5G Server can be divided to reception and sending procedures.

The reception procedure consists:

- a) the messages arrival at the MSGin5G Server;
- b) the related authentication and authorization of the message on the MSGin5G Server; and
- c) the possible message response to the sender.

The sending procedure consists the outbound messages from the MSGin5G Server.

When the MSGin5G Server receives message from MSGin5G UE, the reception procedure is specified in clause 6.4.1.2.2, 6.4.1.2.3, 6.4.1.2.4 and 6.4.1.2.5. When the MSGin5G Server receives message from Application Server or Message Gateway, the reception procedure is specified in 3GPP TS 29.538 [7].

Upon reception of a message, the MSGin5G Server shall analysis the communication model of the message by analysis the Service ID of the recipient in the message, then generates a new message based on the received message and send it to the recipient:

- a) if a "Recipient UE Service ID" element is included, this message is a Point-to-Point message or a Application-to-Point message. The MSGin5G Server analyzes the URI:
 - 1) if the URI points to an MSGin5G Client, the MSGin5G Server send the MSGin5G message to the MSGin5G Client via MSGin5G-1 reference point as specified in clause 6.4.1.2.6, 6.4.1.2.7, 6.4.1.2.8 or 6.4.1.2.9; or
 - 2) if the URI points to a Message Gateway, the MSGin5G Server sends the message to the Message Gateway via MSGin5G-2 or MSGin5G-4 reference point as specified in 3GPP TS 29.538 [7];

NOTE: The analysis procedure is implementation specific, e.g. by querying the DNS or local database, and is out of scope of the present document.

- b) if a "Recipient AS Service ID" element is included, this message is a Point-to-Application message. The MSGin5G Server analyzes the URI and send the message to the Application Server via MSGin5G-3 reference point as specified in 3GPP TS 29.538 [7];
- c) if a "Group Service ID" element is included, this message is a Group message. The MSGin5G Server obtains the group members by checking the group profile with the "Group Service ID". For each group member, the MSGin5G Server analyzes its UE Service ID and sends the message to it as specified in step a);
- d) if a "Broadcast Area ID" element is included, this message is a Broadcast message; and

NOTE: The detailed procedure for broadcast message will be given in future release.

- e) if a "Messaging Topic" element is included, this message is needed to be distributed based on message topic. The MSGin5G Server obtains the subscribers of the Messaging Topic by checking the related subscription. The subscriber of the Messaging Topic can be MSGin5G UE, Application Server or Message Gateway (on behalf of non-MSGin5G UE). For each subscriber, the MSGin5G Server analyzes its Service ID and sends the message to it as specified in step a) or b).

6.4.1.2.2 Reception of an MSGin5G message

Upon receiving an CoAP POST request from the MSGin5G Client on a MSGin5G UE, containing the MSGin5G Service identifier and the "Message Type" with the value "MSG", i.e. the request is for sending a MSGin5G message, if the "Number of individual messages" element and "List of individual messages" element are not included, the MSGin5G Server shall handle the CoAP POST request according to procedures specified in IETF RFC 7252 [5] with the clarifications listed below:

- a) The MSGin5G Server shall authenticate the message and shall verify that the sending UE is authorized to send the message by checking the registration status of the MSGin5G Client and the "Originating UE Service ID" element in the CoAP payload. If message is needed to be rejected, the MSGin5G Server shall send a message response in a new CoAP POST request to the originating entity as specified in step e) and skips the rest steps in this clause;
- b) The MSGin5G Server executes the message segment related procedures as specified in clause 6.5.3 if needed;
- c) The MSGin5G Server shall determine the communication model of the message as specified in clause 6.4.1.2.1;
- d) If the message is stored for deferred delivery as specified in clause 6.4.1.2.6 or 6.4.1.2.7, the MSGin5G Server shall send a message response in a new CoAP POST request to the originating entity as specified in step e); and
- e) The MSGin5G Server shall send a message response in a new CoAP POST request to the originating entity as specified in IETF RFC 7252 [5] with the clarifications listed below:
 - 1) may set the "T" field in the CoAP header to 0 or 1;
 - 2) shall include the originating MSGin5G Client's address in an CoAP Option, e.g. if the originating MSGin5G Client address is a URI, includes a Uri-Path Option with the value of the URI;
 - 3) shall set the CoAP Content-Format to "50", i.e. application/json; and
 - 4) shall include the information elements specified in 3GPP TS 23.554 [2] in the CoAP payload encoded in JSON format as specified in clause 7.3.4.3:
 - i) shall include an "MSGin5G service identifier" element to indicate that this CoAP POST request is used for MSGin5G service;
 - ii) shall include an "Originating UE Service ID" element set to the UE which sends the previous MSGin5G message;
 - iii) shall include the "Message ID" copied from the received MSGin5G message which this Message response is responded to;
 - iv) may include a "Delivery Status" element to indicate that the delivery status of this MSGin5G message is a failure, or is stored for deferred delivery;
 - v) may include a "Failure Cause" element to indicate the reason for failure; and

- vi) in addition to the information elements specified in 3GPP TS 23.554 [2], shall also include a "Message Type" element set to "MSGRESP" to indicate that this message is a message response.

6.4.1.2.3 Reception of an aggregated MSGin5G message

Upon receiving an CoAP POST request containing the MSGin5G Service identifier and the "Message Type" with the value "MSG", if a "Number of individual messages" and a "List of individual messages" are included, the MSGin5G Server determines that this message is an aggregated MSGin5G message. The MSGin5G Server shall handle the whole aggregated MSGin5G message according to procedures specified in clause 6.4.1.2.2.

6.4.1.2.4 Reception of an MSGin5G delivery status report

Upon receiving an CoAP POST request containing the MSGin5G Service identifier and the "Message Type" with the value "IMDN", if the "Number of individual messages" element and "List of individual messages" element are not included and a "Delivery Status" element is included, the MSGin5G Server shall handle the CoAP POST request according to procedures specified in IETF RFC 7252 [5] with no additional requirement.

6.4.1.2.5 Reception of an aggregated MSGin5G delivery status report

Upon receiving an CoAP POST request containing the MSGin5G Service identifier and the "Message Type" with the value "IMDN", if a "Number of individual messages" and a "List of individual messages" are included, the MSGin5G Server determines that this message is an aggregated MSGin5G message. The MSGin5G Server shall handle the whole aggregated MSGin5G delivery status report according to procedures specified in clause 6.4.1.2.4.

6.4.1.2.6 Sending of an MSGin5G message

In order to deliver the MSGin5G message to an MSGin5G UE, the MSGin5G Server shall send the MSGin5G message in a new CoAP message according to procedures specified in IETF RFC 7252 [5] via MSGin5G-1 reference point. The sending of the CoAP message shall follow the procedures below:

- a) the MSGin5G Server shall set the "T" field in the CoAP header to 0 if delivery status report from the recipient is requested, i.e. indicate that this message is the type of Confirmable, to ensure the application layer delivery status report;
- b) the MSGin5G Server shall set the CoAP Content-Format to "50", i.e. application/json;
- c) The MSGin5G Server shall remove any "Priority type" element, "Store and forward flag" and related "Store and forward parameters" elements from the CoAP payload of the received message. If "Message is segmented" and related elements is included in the received message, the MSGin5G Server shall handle the message as specified in clause 6.5.3;
- d) the MSGin5G Server shall determine the communication model of the message by checking the recipient of the message as specified in clause 6.4.1.2.1 and generate the new CoAP message:
 - 1) if the Service ID of the recipient points to an MSGin5G Client, the MSGin5G Server:
 - i) shall include the recipient MSGin5G Client address in an CoAP Option, e.g. if the MSGin5G Client address is a URI, include a Uri-Path Option with the value of the URI; and
 - ii) shall copy other elements in the CoAP payload of the received message to the new CoAP POST request;
 - 2) if the Service ID of the recipient points to an Application Server or a Message Gateway, the MSGin5G Server shall follow the procedure specified in 3GPP TS 29.538 [7];
 - 3) if the MSGin5G message is a Group message, the MSGin5G Server:
 - i) shall obtain the group members by checking the group profile with the "Group Service ID" element included in the received MSGin5G message; and
 - ii) for each group member which is an MSGin5G UE, include its CoAP address got from the recipient MSGin5G UE registration specified in clause 6.3.1.2 in an CoAP Option, e.g. if the recipient client's address is a URI, includes a Uri-Path Option with the value of the URI. The MSGin5G Server shall add the "Recipient UE Service ID" element and set the value of it to the UE Service ID. The MSGin5G Server

shall also copy other elements in the CoAP payload of the received message to the new CoAP POST request; and

- 4) if the MSGin5G message is needed to be distributed based on message topic, the MSGin5G Server:
 - i) shall obtain the UE Service ID/AS Service ID of the subscribers by checking the subscription with this Messaging Topic; and
 - ii) for each subscriber which is an MSGin5G UE, include its CoAP address got from the recipient MSGin5G UE registration specified in clause 6.3.1.2 in an CoAP Option, e.g. if the recipient client's address is a URI, includes a Uri-Path Option with the value of the URI. The MSGin5G Server shall add the "Recipient UE Service ID" element and set the value of it to the UE Service ID. The MSGin5G Server shall also copy other elements in the payload of the received message to the new CoAP 2.05 response.
- e) before sending the new CoAP message generated in step d), the MSGin5G Server shall compare the size of the new CoAP message to the maximum allowed MSGin5G message segmentation size. If the size exceeds, the MSGin5G Server shall segment the MSGin5G message into a set of segmented MSGin5G messages such that each segmented MSGin5G message can fit within the maximum allowed MSGin5G message segmentation size. For each segmented MSGin5G message, the MSGin5G Server:
 - 1) shall include a "Message is segmented" element with a "true" value to indicate that this message is part of a segmented message;
 - 2) shall include a "Segmentation set identifier" element to indicate that this segmented message is associated within a set of segmented messages. The same unique identifier is assigned to all segmented messages associated with the same MSGin5G message;
 - 3) shall include a "Total number of message segments" element in the first segment of the MSGin5G message to indicate the total number of segments for the MSGin5G message;
 - 4) shall include a "Message segment number" element to indicate segmented message number of each segmented message within the set of segmented messages; and
 - 5) shall include a "Last segment flag" element in the last segment in the set of segmented messages; and
- f) the MSGin5G Server checks the availability of recipient by checking the UE registration status. The MSGin5G Server can also use UE reachability status monitoring specified in 3GPP TS 29.538 [7] to determine whether the recipient is available. If the recipient is available, the MSGin5G Server send the new CoAP message generated as above to the recipient. If the recipient is unavailable, the MSGin5G Server checks whether a "Store and forward flag" element is included in the received MSGin5G message:
 - 1) if the "Store and forward flag" element is not included, the MSGin5G Server discards the message and may send a message response as specified in clause 6.4.1.2.2 which includes delivery status information in the "Delivery Status" element, e.g., that the message was discarded; and
 - 2) if the "Store and forward flag" element is included:
 - i) the MSGin5G Server stores the message and uses the information obtained from the "Store and forward parameters" element to determine the forwarding. The MSGin5G Server may send a message response as specified in clause 6.4.1.2.2 which includes store and forward status information in the "Delivery Status" element, e.g., the delivery had been deferred; and
 - ii) when the recipient UE becomes available, the MSGin5G Server attempts delivery of the new CoAP message to the recipient. If the UE does not become available prior to the time included in the "Message expiration time" element, the MSGin5G Server attempts delivery of the new CoAP message at the message expiration time and the stored message is discarded afterwards. The MSGin5G Server may send a message response as specified in clause 6.4.1.2.2 which includes store and forward status information the "Delivery Status" element, e.g., that the message was discarded.

6.4.1.2.7 Sending of an aggregated MSGin5G message

If the MSGin5G Server receives an aggregated MSGin5G message as specified in clause 6.4.1.2.3, and the received aggregated MSGin5G message is smaller than the supported message segment size of the recipient, it shall send it as

specified in clause 6.4.1.2.6 without splitting the received aggregated message request into multiple individual MSGin5G message.

If the received aggregated MSGin5G message is larger than the supported message segment size of the recipient, the MSGin5G Server should remove the last individual message in the List of individual messages element from the aggregated message until the aggregated message is smaller than the maximum segmentation size that can be transmitted over available transport, and then send the remaining aggregated MSGin5G message as specified in clause 6.4.1.2.6. The MSGin5G messages removed from the aggregated message may be sent individually or aggregated again by the MSGin5G Server according to service configuration.

NOTE: Aggregated MSGin5G message is supported by all MSGin5G Clients and Application Servers. MSGin5G message and MSGin5G delivery status report cannot be aggregated in the same aggregated MSGin5G message.

If the MSGin5G Server receives an MSGin5G message as specified in clause 6.4.1.2.2, it may send multiple MSGin5G messages toward the same recipient in an aggregated MSGin5G message. Before the sending of an MSGin5G message, the MSGin5G Server shall check if aggregation is allowed for this message, MSGin5G Server shall also check the message data size, and the priority level to determine if the message can be aggregated. For example, if the MSGin5G Server finds that the received messages have small payload size when compared to the maximum segment size that can be transmitted over CoAP and the messages are not high priority messages, which could be sent as per scheduling policy towards a selected target. The MSGin5G Server can decide to aggregate messages until optimal use of segment size before sending message towards MSGin5G Client.

If the message can be aggregated, the MSGin5G Server aggregates multiple MSGin5G messages, and sends the aggregated message in a single CoAP POST request message. The sending of the CoAP POST request message shall follow the procedures specified in clause 6.4.1.2.6 with the clarifications listed below:

- a) The MSGin5G Server should not segment the aggregated message, so the MSGin5G Server should ensure that the new aggregated MSGin5G message is smaller than the maximum allowed MSGin5G message segmentation size and skips the step e) in clause 6.4.1.2.6. The "Message is segmented", "Segmentation set identifier", "Total number of message segments", "Message segment number" and "Last segment flag" elements should not be included in the aggregated MSGin5G message.
- b) In addition to the elements specified in clause 6.4.1.2.6, the MSGin5G Server should include a "Number of individual messages" element in this message to indicate the total number of messages which are aggregated into this single message.
- c) In addition to the elements specified in clause 6.4.1.2.6, the MSGin5G Server should include a "List of individual messages" element in this message. Each child element of this "List of individual messages" element contains information elements listed below:
 - 1) "Message ID" of the individual message;
 - 2) "Payload" which carries the application payload that is transferred by the individual MSGin5G message;
 - 3) one or more optional "Application ID" element(s);
 - 4) an optional "Delivery status required" element; and
 - 5) an optional "Priority type" element.

6.4.1.2.8 Sending of an MSGin5G delivery status report

Upon receiving an MSGin5G delivery status report as specified in clause 6.4.1.2.4, the MSGin5G Server may generate a new CoAP POST request contains the MSGin5G delivery status report if the MSGin5G Server decides not to aggregate the delivery status report. The new CoAP POST request is sent to the recipient obtained from the "Recipient UE Service ID" element in the payload of the received CoAP POST request. The MSGin5G Server:

- a) shall set the "T" field in the CoAP header to 0;
- b) shall include the recipient address in the Option header of the CoAP message and set the Option header to a corresponding value, e.g. if the MSGin5G Client address is a URI, includes a Uri-Path Option with the value of the URI; and
- c) shall copy other elements in the payload of the received message to the new CoAP POST request.

6.4.1.2.9 Sending of a aggregated MSGin5G delivery status report

If the MSGin5G Server receives an aggregated MSGin5G delivery status report as specified in clause 6.4.1.2.5, it shall generate a new CoAP POST request contains the aggregated MSGin5G delivery status report and sends it to the recipient obtained from the "Recipient UE Service ID" element in the payload of the received CoAP POST request. The MSGin5G Server:

- a) shall set the "T" field in the CoAP header to 0;
- b) shall include the recipient address in the Option header of the CoAP message and set the Option header to a corresponding value, e.g. if the MSGin5G Client address is a URI, includes a Uri-Path Option with the value of the URI; and
- c) shall copy other elements in the payload of the received message to the new CoAP POST request.

If the MSGin5G Server receives MSGin5G delivery status report as specified in clause 6.4.1.2.4, it may aggregate multiple MSGin5G message delivery status reports into one single message. The MSGin5G Server shall check whether the MSGin5G message delivery status reports can be aggregated as specified in clause 6.4.1.2.7.

If the MSGin5G message delivery status reports can be aggregated, the MSGin5G Server aggregates MSGin5G message delivery status reports intended for a selected target and sends the aggregated MSGin5G message delivery status reports in a single CoAP POST request message. The sending of the CoAP POST request message shall follow the procedures specified in clause 6.4.1.2.6 with the clarifications listed below:

- a) In step d) of clause 6.4.1.2.6, the "Delivery Status" element and the "Failure Cause" element in payload of every individual MSGin5G message should not be copied to the payload of the new CoAP POST request message.
- b) In addition to the step d) of clause 6.4.1.2.6, the MSGin5G Server should include a "Number of individual messages" element in this message to indicate the total number of MSGin5G message delivery status reports which are aggregated into this single message.
- c) In addition to the step d) of clause 6.4.1.2.6, the MSGin5G Server should include a "List of individual messages" element in this message. Each child element of this "List of individual messages" element contains information elements listed below:
 - 1) "Message ID" of the individual MSGin5G message delivery status reports which is copied from the MSGin5G message that is being acknowledged;
 - 2) "Delivery Status" element copied from the individual MSGin5G message delivery status report; and
 - 3) an optional "Failure Cause" element copied from the individual MSGin5G message delivery status report.

6.4.2 Message delivery and message delivery status report delivery for Constrained UE

6.4.2.1 General

Clause 6.4.2.2 and 6.4.2.3 define the procedures used for message or message delivery report sending/receiving over MSGin5G-5.

In the procedures, for delivering messages or message delivery reports to MSGin5G Client in MSGin5G Gateway UE, the Application Client in Constrained UE may use any message format or protocol supported by the MSGin5G Client.

NOTE 1: How the Application Client knows the message protocol/format supported by the MSGin5G Client is out of scope of this specification.

In the procedures, for delivering messages or message delivery reports to Application Client in Constrained UE, the MSGin5G Client in MSGin5G Gateway UE may use any message format or protocol supported by the Application Client.

NOTE 2: How the MSGin5G Client knows the message protocol/format supported by the Application Client is out of scope of this specification.

Annex A lists some message formats/protocols examples (only for implementation reference) which may be used for the interaction between Application Client in Constrained UE and MSGin5G Client in MSGin5G Gateway UE over MSGin5G-5.

Clauses 6.4.2.4 and 6.4.2.5 define the procedures used for MSGin5G message or MSGin5G message delivery report sending/receiving over MSGin5G-6. The MSGin5G Relay UE relays the CoAP POST request/response as traffic between the MSGin5G Server and the Constrained UE.

6.4.2.2 Procedure at MSGin5G Gateway UE

6.4.2.2.1 Sending of an message to Constrained UE

Upon successfully receiving a MSGin5G message including an Application ID from MSGin5G Server, if the Application ID is registered by an Application Client in Constrained UE, based on Constrained UE registration information, the MSGin5G Client on the MSGin5G Gateway UE shall send a request/message to the Application Client, including the following information elements:

- a) the Message Type IE with the value "MESSAGE RECEIVED REQUEST" indicating the request/message is for delivering a message;
- b) the Message ID IE with the unique identity of this message;
- c) if the received message is a point-to-point or application-to-point message, the Originator Address IE indicating the originating UE or AS;
- d) if the received message is a group message, the Group ID IE indicating the originating group;

NOTE: the information included in the Originator Address IE is generated based on the received originating UE/AS Service ID, the information included in the Group ID IE is generated based on received Group Service ID. How to generate the value of Originator Address IE and Group ID IE is implementation specific.

- e) the Payload IE indicating the application message content included in the received message;
- f) if the delivery status report is required by the originator, the Delivery Status Required IE with "true"; and
- g) optionally, the Priority IE indicating the application priority level.

6.4.2.2.2 Reception of an message from Constrained UE

Upon receiving a request from Application Client in Constrained UE, and the request is for initiating a MSGin5G message, i.e. with Message Type IE set to "MESSAGE SENDING REQUEST", the MSGin5G Client in the MSGin5G Gateway UE shall construct and send a CoAP POST request to MSGin5G Server as specified in clause 6.4.1.1.2. The MSGin5G Client generates the Recipient UE Service ID/AS Service ID based on Target address IE the included in the request from the Constrained UE.

If the Constrained UE indicates "UE" in the Target Type IE, the Target Address shall include information of another MSGin5G Client, i.e. it shall not indicate a Constrained UE without MSGin5G Client.

If an IPv4 or IPv6 address is included in the Target Address, the MSGin5G Client generates the Recipient UE Service ID/AS Service ID based on the mapping between the addresses and UE Service IDs/AS Service IDs stored in the MSGin5G UE.

If the Constrained UE indicates "UE" in the Target Type IE, in order to route the MSGin5G message to the correct target MSGin5G Client, the Target Address may indicate an FQDN.

When the MSGin5G Client cannot generate the Recipient UE Service ID/AS Service ID based on Target address IE, the MSGin5G Client generates the request message to the Application Client in Constrained UE as specified in clause 6.4.2.2.3 if the Delivery status required IE indicates "DELIVERY REPORT REQUIRED ". Otherwise, the MSGin5G Client discards the request from the Constrained UE.

6.4.2.2.3 Sending of a message delivery status report to Constrained UE

Upon receiving a MSGin5G message delivery status report request including an Application ID from MSGin5G Server, and the Application ID is registered by the Application Client on Constrained UE, based on the Constrained UE registration information, the MSGin5G Client on the MSGin5G Gateway UE shall send a request/response message to the Application Client, in the request, including the following information elements:

- a) the Message Type IE with the value "DELIVERY REPORT RECEIVED REQUEST" indicating the request/message is for delivering a message delivery status;
- b) the Message ID IE with the unique identity of this message delivery report;
- c) the Reply-to Message ID IE indicating the delivery status is for which message; and
- d) the Delivery Status IE indicating the delivery status.

6.4.2.2.4 Reception of an message delivery status report from Constrained UE

Upon receiving a request/response from Application Client in Constrained UE, and the request is for delivering a message delivery report, i.e. with Message Type IE set to "DELIVERY REPORT SENDING REQUEST", the MSGin5G Client in the MSGin5G Gateway UE shall construct and send a CoAP POST request to MSGin5G Server as specified in clause 6.4.1.1.4.

6.4.2.2.5 Sending of an message sending response to Constrained UE

Upon received the message request from Application Client in Constrained UE, the MSGin5G Client in the MSGin5G Gateway UE sends a response to the Application Client including the following information elements:

- a) the Message Type IE with the value "MESSAGE SENDING RESPONSE" indicating this is a response to the message sending request.
- b) the Result IE indicating success or failure of the message sending request; and
- c) optionally, the Failure Reason IE indicating the reason of failure when the Result IE is set to failure.

6.4.2.3 Procedure at Constrained UE

6.4.2.3.1 Sending of an message via MSGin5G Gateway UE

In order to initiate an MSGin5G message by using the MSGin5G Client in MSGin5G Gateway UE, the Application Client in Constrained UE shall send a request/message to the MSGin5G Client including the following information elements:

- a) the Message Type IE with the value "MESSAGE SENDING REQUEST" indicating the request/message is for initiating a MSGin5G message;
- b) the Message ID IE with the unique identity of this message;
- c) the Target Address IE with the information for MSGin5G Client to generate the Recipient UE/AS/Group Service ID in the MSGin5G message request;
- d) optionally, the Target Type IE indicating the type of the message recipient, with "UE" if the message is sent to a UE, with "AS" if the message is sent to an Application Server, or with "GROUP" if message is sent to a MSGin5G Group;
- e) optionally, the Application ID IE indicating the application(s) for which the payload is intended;
- f) the Payload IE including the application content of the message to send to the recipient; and
- g) optionally, the Delivery Status Required IE with the value "true" if delivery status report is required.

6.4.2.3.2 Sending of an MSGin5G message delivery status report via MSGin5G Gateway UE

In order to sending an message delivery report by using the MSGin5G Client in MSGin5G Gateway UE, the Application Client in Constrained UE shall send a request/response to the MSGin5G Client including the following information elements:

- a) the Message Type IE with the value "DELIVERY REPORT SENDING REQUEST" indicating the request/response is for sending a delivery status report;
- b) the Message ID IE with the unique identity of this message delivery report;
- c) the Reply-to Message ID IE copied from the received message, to indicate the delivery status is for which message; and
- d) the Delivery Status IE with delivery status.

6.4.2.3.3 Sending of a message received response to MSGin5G Gateway UE

Upon received the message request from MSGin5G Client in MSGin5G Gateway UE, the Application Client in the Constrained UE sends a response to the MSGin5G Client, including the following information elements:

- a) the Message Type IE with the value "MESSAGE RECEIVED RESPONSE" indicating the request/message is for initiating a MSGin5G message.
- b) the Result IE indicating success or failure of the message received request; and
- c) optionally, the Failure Reason IE indicating the reason of failure when the Result IE is set to failure.

6.4.2.4 Procedure at MSGin5G Relay UE

6.4.2.4.1 Sending of an MSGin5G message to Constrained UE with MSGin5G Client

When the MSGin5G Client-1 on the MSGin5G Relay UE receives a CoAP POST request from UDP port XXX and the recipient's address included in the CoAP Option is set to another MSGin5G Client-2 which has established a connection for One-to-one ProSe Direct Communication with it as specified in 3GPP TS 23.304[9], the MSGin5G Relay UE acts as either 5G ProSe Layer-2 and Layer-3 UE-to-Network Relay entity as specified in 3GPP TS 23.304 [9] and relays the CoAP POST request as a downlink traffic to the MSGin5G Client-2, Otherwise the MSGin5G Client-1 shall discard the CoAP POST request and may send a CoAP 4.04 (Not Found) response to the MSGin5G Server.

Editor's note: The exact UDP port number on which the message is sent, is FFS.

6.4.2.4.2 Reception of an MSGin5G message from Constrained UE with MSGin5G Client

When the MSGin5G Client on the MSGin5G Relay UE receives a CoAP POST request from UDP port XXX and the recipient's address included in the CoAP Option is set to the MSGin5G Server, the MSGin5G Relay UE acts as either 5G ProSe Layer-2 and Layer-3 UE-to-Network Relay entity as specified in 3GPP TS 23.304 [9] and relays the CoAP POST request as a uplink traffic to the MSGin5G Server.

Editor's note: The exact UDP port number on which the message is sent, is FFS.

6.4.2.5 Procedure at MSGin5G Client in Constrained UE

6.4.2.5.1 Sending of an MSGin5G message

In order to send an MSGin5G message or MSGin5G message delivery status report, the MSGin5G Client shall use the procedures specified in clause 6.4.1.1.2, 6.4.1.1.3, 6.4.1.1.4 and 6.4.1.1.5.

6.4.2.5.2 Reception of an MSGin5G message

Upon receiving an CoAP POST request and the recipient's address included in the CoAP Option is set to the MSGin5G Client itself, the MSGin5G Client shall handle the CoAP Post request as specified in clause 6.4.1.1.6, 6.4.1.1.7, 6.4.1.1.8 and 6.4.1.1.9.

6.5 MSGin5G Message Segmentation and Reassembly

6.5.1 Segment recovery and received confirmation procedures

The Message Sender in this clause can only be the MSGin5G Client (when the message is from MSGin5G Client) or MSGin5G Server (when the message is from Application Server).

The Message Receiver in this clause can only be the MSGin5G Client (when the message is targeted to an MSGin5G Client) or MSGin5G Server (when the message is targeted to an Application Server).

6.5.1.1 Procedure at Message Sender

Upon receiving a CoAP POST request containing the MSGin5G service identifier and containing the Message Type with a value "SEGREC" which indicates the request is for message segment recovery, the MSGin5G Client shall send a CoAP ACK response to the request. Then the MSGin5G Client shall send all requested segmented messages as requested in the received "List of Segment range" element to the message receiver (e.g. Application Server, UE) as specified in 6.4.1.1.2.

6.5.1.2 Procedure at Message Receiver

6.5.1.2.1 Segments recovery procedure when failed to receive all segments

If not all segments are received within expected time, the Message Receiver shall send a CoAP POST request to the Message Sender for recovering the segments which are not received. In the CoAP POST request, the Message Receiver:

- a) shall set the "T" field in the CoAP header to 0 to indicate this request is the type of Confirmable;
- b) shall include the Message Sender address in a CoAP Option, e.g. if the Message Sender address is a URI, includes a Uri-Path Option with the value of the URI;
- c) shall set the CoAP Content-Format to "50", i.e. application/json; and
- d) shall include the following information elements in the CoAP payload encoded in JSON format:
 - 1) an "MSGin5G service identifier" element to indicate that this CoAP POST request is used for MSGin5G service;
 - 2) a "Message Type" element with a value "SEGREC" to indicate that this request is for segments recovery;
 - 3) a "Segmentation Set Identifier" element copied from one of the previous received segments; and
 - 4) a "List of Segment range" element to indicate the segments range which the client wants to recover, each segment range consist of start and end sequence number of missing segments e.g. (5-7, 10-10, 15-19).

If not all segments are received within the expected time (based on configuration), the Message Receiver may consider that the recovery is failed. The Message Receiver may initiate the procedure again with updated list of segment range.

NOTE: The MSGin5G message segment recovery procedure may repeat based on the configuration.

The corresponding JSON Schema used in step d) is defined in clause 7.3.6.2.

6.5.1.2.2 Segments received confirmation procedure

If the Message Receiver determines that it receives all segments successfully, or the Message Receiver determines that it is failed (including recovery failed) to receive all segments, the Message Receiver sends the message segments

received confirmation to the Message Sender by a CoAP POST request. In the CoAP POST request, the Message Receiver:

- a) shall set the "T" field in the CoAP header to 0 to indicate this request is the type of Confirmable;
- b) shall include the Message Sender address in a CoAP Option, e.g. if the Message Sender address is a URI, includes a Uri-Path Option with the value of the URI;
- c) shall set the CoAP Content-Format to "50", i.e. application/json; and
- d) shall include the following information elements in the CoAP payload encoded in JSON format:
 - 1) the "MSGin5G service identifier" element to indicate that this CoAP POST request is used for MSGin5G service;
 - 2) the "Message Type" element with a value "SEGCONFIR" to indicate that this request is for sending message segments received confirmation;
 - 3) the "Segmentation Set Identifier" element copied from one of the previous received segments; and
 - 4) the "Result" element to indicate whether the segments are received successful or failed.

The corresponding JSON Schema used in step d) is defined in 7.3.6.1.

6.5.2 Procedure at MSGin5G Client

6.5.2.1 Procedure at MSGin5G Client in Sending UE

To support MSGin5G Message segmentation and reassembly, the Message Client performs the procedures specified in 6.4.1.1.2, and acts as Message Sender to perform the procedures in clause 6.5.1.1 if needed. When the MSGin5G Client performs the procedures in clause 6.5.1.1, the MSGin5G Server acts as Message Receiver.

6.5.2.2 Procedure at MSGin5G Client in Recipient UE

Upon receiving an MSGin5G message, to support MSGin5G Message segmentation and reassembly, the MSGin5G Client performs the procedures in 6.4.1.1.6, and acts as Message Receiver to perform the procedures in clause 6.5.1.2 if needed. When the MSGin5G Client performs the procedures in clause 6.5.1.2, the MSGin5G Server acts as Message Sender.

6.5.3 Procedure at MSGin5G Server

6.5.3.1 General

When the MSGin5G Server receives a message which is not segment message, the MSGin5G Server should follow the procedures in clause 6.4.1.2.6 to perform potential segment if needed (i.e. if the received message size exceeds the maximum allowed MSGin5G message segmentation size of the target UE).

This following clauses specify the procedures when the MSGin5G Server receives segmented message delivery request, message segments recovery request or message segments received confirmation request.

6.5.3.2 Procedures on receiving message segments targeting to a MSGin5G UE

Upon receiving a message segment targeting to MSGin5G UE, the MSGin5G Server checks if the segment size exceeds the configured maximum message segment size of the targeted UE,

- a) if exceed, upon receiving all segments,
 - 1) reassembles them into a single MSGin5G message;
 - 2) splits the re-assembled message to segments such that each segment is smaller than the maximum allowed message segment size of the targeted UE; and

- 3) sends each new segment to the target MSGin5G UE as specified in clause 6.4.1.2.6; and
- b) if not exceed, upon receiving all segments, sends each segment to the target MSGin5G UE as specified in clause 6.4.1.2.6.

6.5.3.3 Procedures on receiving message segments targeting to an Application Server

Upon receiving all message segments from MSGin5G UE to an Application Server, the MSGin5G Server shall reassemble them into a single MSGin5G message and sends it to the Application Server as specified in TS 29.538 [7].

Upon receiving message segments from MSGin5G UE to an Application Server, the MSGin5G Server acts as a Message Receiver to perform the procedures specified in clause 6.5.1.2.1 and in clause 6.5.1.2.2 if needed. In these procedures, the MSGin5G Client in the MSGin5G UE acts as Message Sender.

6.5.3.4 Procedures on receiving message segments recovery request to a MSGin5G UE

Upon receiving a CoAP POST request containing the MSGin5G service identifier and containing the Message Type with a value "SEGREC" indicating the request is for message segment recovery, if the request is targeted to an MSGin5G UE, the MSGin5G Server shall construct a new CoAP POST request to the targeted UE. In the request, the MSGin5G Server:

- a) shall construct the new CoAP POST request with the corresponding value in the received CoAP POST request message except the Option header; and
- b) shall include the MSGin5G Client address in the Option header of the CoAP message and set the Option header to a corresponding value, e.g. if the MSGin5G Server address is a URI, the Uri-Path Option is set to the value of such URI.

6.5.3.5 Procedures on receiving message segments received confirmation to a MSGin5G UE

Upon receiving a CoAP POST request containing the MSGin5G service identifier and containing the Message Type with a value "SEGCOFIR" indicating the request is for message segments received confirmation, if the request is targeted to an MSGin5G UE, the MSGin5G Server shall construct a new CoAP POST request to the targeted UE. In the request, the MSGin5G Server:

- a) shall construct the new CoAP POST request with the corresponding value in the received CoAP POST request message except the Option header; and
- b) shall include the MSGin5G Client address in the Option header of the CoAP message and set the Option header to a corresponding value, e.g. if the MSGin5G Server address is a URI, the Uri-Path Option is set to the value of such URI.

6.6 Messaging Topic Subscription and Unsubscription

6.6.1 General

As specified in 3GPP TS 23.554 [2], an MSGin5G Client may subscribe one or more Messaging Topics on the MSGin5G Server.

The message topic subscription and unsubscription are based on the CoAP Observe method as specified in IETF RFC 7641 [4], the MSGin5G Client acts as an observer, the MSGin5G Server acts as a CoAP Server, the message topic is a resource to observe.

6.6.2 Procedure at MSGin5G Client

6.6.2.1 Messaging Topic Subscription

Upon receiving a request to subscribe a message topic from an Application Client, MSGin5G Client shall send a CoAP GET request, as specified in IETF RFC 7641 [4], to the MSGin5G Server. In the CoAP GET request, the MSGin5G Client:

- a) shall set the "T" field in the CoAP header to the value "0" to indicate this request is the type of Confirmable;
- b) shall include the MSGin5G Server address in the Option header and set the Option header to a corresponding value, e.g. if the MSGin5G Server address is a URI, the Uri-Path Option is set to the value of such URI;
- c) shall include the message topic name in the Uri-Path Option (e.g. "\top");
- d) shall include the Observe Option with the value "0" which indicates the request is for observing a resource, i.e. for subscribing a message topic;
- e) shall include the Content-Format Option with the value "50" which indicate the format of the CoAP payload is "application/json" as specified in RFC 7252 [5]; and
- f) shall include the CoAP Payload in JSON format, including the following information elements as specified in clause 8.8.1 of 3GPP TS 23.554 [2]:
 - 1) an "Originating UE Service ID" element set to the MSGin5G UE which requests the message topic subscription; and
 - 2) optionally, an "Expiration time" element which indicates the expiration time of the message topic subscription.

The corresponding JSON Schema used in step g) is defined in clause 7.3.5.1.

6.6.2.2 Messaging Topic Unsubscription

If the MSGin5G Client needs to unsubscribe a message topic, as specified in RFC 7641 [4], the MSGin5G Client shall send a CoAP GET request to MSGin5G Server. In the request, the MSGin5G Client:

- a) shall set the "T" field in the CoAP header to the value "0" to indicate this request is the type of Confirmable;
- b) shall include the MSGin5G Server address in the Option header and set the Option header to a corresponding value, e.g. if the MSGin5G Server address is a URI, the Uri-Path Option is set to the value of such URI;
- c) shall include the message topic name in the Uri-Path Option (e.g. "\top");
- d) shall include the Observe Option with the value "1" which indicates the observer request to cancel the previous resource observation, i.e. the MSGin5G Client requests to unsubscribe the message topic;
- e) shall include the Content-Format Option with the value "50" which indicate the format of the CoAP payload is "application/json" as specified in RFC 7252 [5]; and
- e) shall include the CoAP Payload in JSON format and an "Originating UE Service ID" element indicating the MSGin5G UE which requests the message topic unsubscription shall be included in the CoAP Payload.

The corresponding JSON Schema used in step g) is defined in 7.3.5.2.

6.6.3 Procedures at MSGin5G Server

The MSGin5G Server should support parsing CoAP request as specified in RFC 7252 [5] and RFC 7641 [4].

Upon receiving a CoAP GET request from MSGin5G Client, the MSGin5G Server shall parse the CoAP headers, Options and Payload in the request to get:

- a) the value of Observe Option;
- b) the message topic from the Uri-Path Option;
- c) the Originating UE Service ID from the Payload; and
- d) the Expiration time from the Payload if exists in the Payload.

6.6.3.1 Messaging Topic Subscription

If the Observe Option is included in the CoAP GET request with a value "0" as specified in RFC 7641 [4], the MSGin5G Server shall:

- a) if the message topic does not exist, create the message topic;
- b) if the Originating UE Service ID is not in the list of the subscribers of the message topic, add the Originating UE Service ID to the list of the subscribers of the topic, and record its expiration time if exists;
- c) if an entry with a matching Originating UE Service ID is already present in the list of the subscribers of the message topic, updates the expiration time of the subscription of this UE; and
- d) send a CoAP Notifications with a 2.05 (Content) response code to the MSGin5G Client and with CoAP Payload in JSON format, including the following information elements as specified in clause 8.8.1 of 3GPP TS 23.554 [2]:
 - 1) a "subscription status" element set to indicate whether the subscription was successfully added or deleted on the MSGin5G Server; and
 - 2) optionally, an "Expiration time" element set to indicate the expiration time of the message topic subscription.

The MSGin5G Server shall remove the Originating UE Service ID from list of the subscribers of the message topic when the expiration time reached.

6.6.3.2 Messaging Topic Unsubscription

If the Observe Option is included in the received CoAP GET request with a value "1" as specified in RFC 7641 [4], the MSGin5G Server shall handle the CoAP GET request according to procedures specified in IETF RFC 7252 [5] with the clarifications listed below:

- a) if the message topic exists, the MSGin5G Server shall remove the Originating UE Service ID from list of the subscribers of the message topic; and
- b) the MSGin5G Server sends a CoAP Notifications with a 2.05 (Content) response code to the MSGin5G Client, and with CoAP Payload in JSON format. A "subscription status" element set to indicate whether the subscription was successfully added or deleted on the MSGin5G Server shall be included in this CoAP Payload as specified in clause 8.8.3 of 3GPP TS 23.554 [2].

6.7 Void

6.8 Usage of SEAL

6.8.1 General

The MSGin5G Service functional entities MSGin5G Client and MSGin5G Server utilize the SEAL services. All SEAL services specified in 3GPP TS 24.544 [10], 3GPP TS 24.545 [11], 3GPP TS 24.546 [12], 3GPP TS 24.547 [13] and 3GPP TS 24.548 [14] are available to MSGin5G Service. In this clause, the procedures whose utilization by MSGin5G Service are well-known are described.

NOTE: If SEAL client is co-located with MSGin5G client, then MSGin5G client act as a SEAL client to perform procedures. If SEAL client is not co-located with MSGin5G client, then the interaction between MSGin5G client and SEAL client is implementation specific.

6.8.2 Configuration management service

6.8.2.1 General

The MSGin5G Client and MSGin5G Server utilize configuration management service procedures of SEAL to support MSGin5G Service. The procedure to fetch VAL UE configuration data specified in clause 6.2.3 of 3GPP TS 24.546 [12] is applicable for the configuration management services of the MSGin5G Service. The MSGin5G UE configuration data is specified in clause 7.2.

6.8.3 Group management service

6.8.3.1 General

The MSGin5G Client and MSGin5G Server utilize group management service procedures of SEAL to support MSGin5G Service. The following procedures of group management service of SEAL as specified in 3GPP TS 24.544 [10] are applicable for the MSGin5G Service:

- a) Group creation specified in clause 6.2.2; with following clarification:
 - 1) Upon receiving Group Creation notification as specified in clause of 3GPP TS 24.544 [10], for list of VAL user IDs or VAL UE IDs which does not have group management client on the UE (e.g. Legacy 3GPP UEs or Non-3GPP UEs), the MSGin5G server initiate the group creation notification towards those UEs;
- b) Group configuration management specified in clause 6.2.5; and
- c) Group membership update specified in clause 6.2.4.

7 Coding

7.1 General

This clause contains the information elements coding for the messages used in the procedures described in the present document.

In order to identify the usage of messages, in addition to the information elements specified in 3GPP TS 23.554 [2], a "Message Type" element shall be added to each message. The possible values of "Message Type" element are listed below:

- a) "REG" refers to Registration;
- b) "DEREG" refers to de-registration;
- c) "MSG" refers to MSGin5G message;
- d) "MSGRESP" refers to message response; and
- e) "IMDN" refers to MSGin5G delivery status report";
- f) "SEGREC" refers to segments recovery; and
- g) "SEGCONFIR" refers to message segments received confirmation.

7.2 MSGin5G UE Configuration data

7.2.1 General

This clause specified the extension of the SEAL UE configuration document as defined in 3GPP TS 24.546 [6].

7.2.2 Application unique ID

The AUID shall be set to the unique service identifier of MSGin5G service as specified in 3GPP TS 23.554 [2]

7.2.3 Structure

The MSGin5G UE configuration document structure is described in clause 7.2 of 3GPP TS 24.546 [6] with the MSGin5G specific clarifications specified in this clause.

The <on-network> element of the <seal-UE-configuration> element specified in clause 7.2 of 3GPP TS 24.546 [6]:

- a) shall include a <MSGin5G-Server-address> element;
- b) shall include a <MSGin5G-UE-Service-id> element; and
- c) may include a <Segment-size> element.

7.2.4 XML schema

7.2.4.1 General

The MSGin5G UE configuration document is composed according the XML schema described in the clause 7.2 of 3GPP TS 24.546 [6], and extended with extensions from the XML schema defined in clause 7.2.4.2.

7.2.4.2 XML schema for MSGin5G specific extensions

```
<?xml version="1.0" encoding="UTF-8"?>
<xs:schema
  xmlns="urn:3gpp:ns:seal:MSGin5GUEConfig:1.0"
  targetNamespace="urn:3gpp:ns:seal:MSGin5GUEConfig:1.0"
  xmlns:xs="http://www.w3.org/2001/XMLSchema"
  xmlns:msgin5guec="urn:3gpp:ns:seal:MSGin5GUEConfig:1.0"
  elementFormDefault="qualified"
  attributeFormDefault="unqualified">

  <!--MSGin5G specific "on-network" child elements -->
  <xs:element name="MSGin5G-Server-address" type="xs:string"/>
  <xs:element name="MSGin5G-UE-Service-id" type="xs:string"/>
  <xs:element name="Segment-size" type="xs:unsignedInt"/>

</xs:schema>
```

7.2.5 Data semantics

The <VAL-UE-id> element in <seal-UE-configuration> element is MSGin5G UE ID as specified in TS 23.554 [2].

The <VAL-Service-id> element in <seal-UE-configuration> element is MSGin5G service ID.

The <MSGin5G-Server-address> element in <on-network> element of <seal-UE-configuration> element is the address information of the initial MSGin5G Server serving the MSGin5G Client.

The <MSGin5G-UE-Service-id> element in <on-network> element of <seal-UE-configuration> element is the MSGin5G UE Service ID as specified in TS 23.554 [2].

The <Segment-size> element in <on-network> element of <seal-UE-configuration> element is the segment size used for the MSGin5G UE to do message segmentation, the payload size of every segmented message will not exceed the segment size.

7.2.6 MIME types

The MIME type for the MSGin5G UE configuration document shall use the MIME type as specified in the clause 7.2.6 of 3GPP TS 24.546 [6].

7.3 MSGin5G message structure

7.3.1 General

This clause defines the JSON schema of the body of CoAP requests realizing the MSGin5G message. The schema is based on JSON Schema Draft-07 [8]. For reducing the overhead of MSGin5G message, the properties are defined as shorten form and the relationship between the properties and IEs used in clause 6 are described in the description of the properties.

7.3.2 Configuration

7.3.2.1 MSGin5G UE Configuration structure

The schema is based on JSON Schema Draft-07 [8]. For reducing the overhead of the message used in MSGin5G service, the properties are defined as shorten form and the relationship between the properties and IEs used in clause 6.2 are described in the description of the properties, The JSON schema is defined below:

```
{
  "$schema": "http://json-schema.org/draft-07/schema#",
  "$id": "http://www.3gpp.org/MSGin5G/MSGin5G_UE_Configuration_schema",
  "title": "MSGin5G_UE_Configuration",
  "type": "object",
  "properties": {
    "ueId": {
      "type": "string",
      "description": "Refer to MSGin5G UE ID"
    },
    "addInfos": {
      "type": "array",
      "description": "Refer to other related informations",
      "items": {
        "$ref": "#/$defs/AddInfo"
      }
    }
  },
  "required": ["ueId"],
  "$defs": {
    "AddInfo": {
      "type": "object",
      "properties": {
        "name": {
          "type": "string"
        },
        "value": {
          "type": "string"
        }
      },
      "required": ["name", "value"]
    }
  }
}
```

7.3.3 Registration

7.3.3.1 MSGin5G UE Registration structure

The schema is based on JSON Schema Draft-07 [8]. For reducing the overhead of the message used in MSGin5G service, the properties are defined as shorten form and the relationships between the properties and elements used in clause 6.3.1.1.1 are described in the description of the properties. The JSON schema of the CoAP POST request for the MSGin5G registration is defined below:

```
{
  "$schema": "http://json-schema.org/draft-07/schema#",
```

```

"$id": "http://www.3gpp.org/MSGin5G/MSGin5G_Registration_request_schema",
"title": "MSGin5G Registration Request",
"type": "object",
"properties": {
  "msgIden": {
    "type": "string",
    "format": "uri",
    "description": "Refer to Service identifier of MSGin5G service"
  },
  "msgType": {
    "type": "string",
    "enum": [
      "REG"
    ],
    "description": "Refer to the usage of this message. The value REG refers to MSGin5G
Registration"
  },
  "oriAddr": {
    "type": "object",
    "properties": {
      "oriAddrType": {
        "enum": [
          "UE"
        ]
      },
      "addr": {
        "type": "string"
      }
    },
    "description": "Refer to Originating UE Service ID"
  },
  "cliProfile": {
    "type": "object",
    "properties": {
      "triInfo": {
        "type": "object",
        "properties": {
          "ueId": {
            "type": "string",
            "format": "uri",
            "description": "Refer to MSGin5G UE ID"
          },
          "cliPort": {
            "type": "string",
            "description": "Refer to MSGin5G Client Ports"
          }
        }
      },
      "required": [
        "ueId",
        "cliPort"
      ],
      "description": "Refer to MSGin5G Client Triggering Information"
    },
    "comAvail": {
      "type": "object",
      "properties": {
        "schTime": {
          "type": "string",
          "format": "date-time",
          "description": "Refer to Scheduled Communication Time"
        },
        "durTime": {
          "type": "string",
          "format": "date-time",
          "description": "Refer to Communication Duration Time"
        },
        "periIndi": {
          "type": "boolean",
          "default": false,
          "description": "Refer to Periodic Communication Indicator"
        },
        "periInterval": {
          "type": "string",
          "format": "date-time",
          "description": "Refer to Periodic Communication Interval"
        },
        "dataSize": {
          "type": "string",

```

```

        "description": "Refer to Data Size Indication"
      },
      "storeForward": {
        "type": "string",
        "description": "Refer to Store and Forward Option"
      }
    },
    "description": "Refer to MSGin5G Client Communication Availability"
  }
},
"description": "Refer to MSGin5G Client Profile"
}
},
"required": [
  "msgIden",
  "oriAddr",
  "secCred"
]
}

```

The schema is based on JSON Schema Draft-07 [8]. For reducing the overhead of the message used in MSGin5G service, the properties are defined as shorten form and the relationships between the properties and elements used in clause 6.3.1.2.1 are described in the description of the properties. The JSON schema of CoAP 2.01 (Created) response or CoAP 2.04 (Change) response for the MSGin5G registration is defined below:

```

{
  "$schema": "http://json-schema.org/draft-07/schema#",
  "$id": "http://www.3gpp.org/MSGin5G/MSGin5G_Registration_response_schema",
  "title": "MSGin5G Registration Response",
  "type": "object",
  "properties": {
    "oriAddr": {
      "type": "object",
      "properties": {
        "oriAddrType": {
          "enum": [
            "UE"
          ]
        },
        "addr": {
          "type": "string"
        }
      }
    },
    "description": "Refer to Originating UE Service ID"
  },
  "result": {
    "type": "boolean",
    "default": true,
    "description": "Refer to Registration result. The value true refers to success"
  }
},
"required": [
  "oriAddr",
  "result"
]
}

```

7.3.3.2 MSGin5G UE De-registration structure

The schema is based on JSON Schema Draft-07 [8]. For reducing the overhead of the message used in MSGin5G service, the properties are defined as shorten form and the relationships between the properties and elements used in clause 6.3.1.1.2 are described in the description of the properties. The JSON schema of the CoAP POST request for the MSGin5G de-registration is defined below:

```

{
  "$schema": "http://json-schema.org/draft-07/schema#",
  "$id": "http://www.3gpp.org/MSGin5G/MSGin5G_Deregistration_request_schema",
  "title": "MSGin5G Deregistration Request",
  "type": "object",
  "properties": {
    "msgIden": {
      "type": "string",
      "format": "uri",
      "description": "Refer to Service identifier of MSGin5G service"
    },
    "msgType": {
      "type": "string",
    }
  }
}

```

```

    "enum": [
      "DEREG"
    ],
    "description": "Refer to the usage of this message. The value DEREG refers to MSGin5G De-
registration"
  },
  "oriAddr": {
    "type": "object",
    "properties": {
      "oriAddrType": {
        "enum": [
          "UE"
        ]
      },
      "addr": {
        "type": "string"
      }
    }
  },
  "description": "Refer to Originating UE Service ID"
}
},
"required": [
  "msgIden",
  "oriAddr ",
  "secCred"
]
}

```

The schema is based on JSON Schema Draft-07 [8]. For reducing the overhead of the message used in MSGin5G service, the properties are defined as shorten form and the relationships between the properties and elements used in clause 6.3.1.2.2 are described in the description of the properties. The JSON schema of CoAP 2.04 (Change) response for the MSGin5G de-registration is defined below:

```

{
  "$schema": "http://json-schema.org/draft-07/schema#",
  "$id": "http://www.3gpp.org/MSGin5G/MSGin5G_ Deregistration_response_schema",
  "title": "MSGin5G Deregistration Response",
  "type": "object",
  "properties": {
    "oriAddr": {
      "type": "object",
      "properties": {
        "oriAddrType": {
          "enum": [
            "UE"
          ]
        }
      },
      "addr": {
        "type": "string"
      }
    },
    "description": "Refer to Originating UE Service ID"
  },
  "result": {
    "type": "boolean",
    "default": true,
    "description": "Refer to De-registration result. The value true refers to success"
  }
},
"required": [
  "oriAddr",
  "result"
]
}

```

7.3.4 MSGin5G Message

7.3.4.1 JSON schema of MSGin5G message

The JSON schema of the MSGin5G message is defined below:

```

{
  "$schema": "http://json-schema.org/draft-07/schema#",
  "$id": "http://www.3gpp.org/MSGin5G/MSGin5G_Message_schema",
  "title": "MSGin5G Message",
  "type": "object",

```

```

"properties": {
  "msgIden": {
    "type": "string",
    "format": "uri",
    "description": "Refer to Service identifier of MSGin5G service"
  },
  "msgType": {
    "type": "string",
    "enum": [
      "MSG"
    ],
    "description": "the usage of this message. The value MSG refers to MSGin5G message"
  },
  "appId": {
    "type": "string",
    "description": "Refer to Application ID"
  },
  "msgId": {
    "type": "string",
    "format": "uuid",
    "description": "Refer to Message ID"
  },
  "isDelivStatReq": {
    "type": "boolean",
    "default": false,
    "description": "Refer to Delivery status required"
  },
  "oriAddr": {
    "type": "object",
    "properties": {
      "oriAddrType": {
        "enum": [
          "UE",
          "AS"
        ]
      },
      "addr": {
        "type": "string"
      }
    },
    "description": "Refer to Originating UE Service ID or Originating AS Service ID"
  },
  "destAddr": {
    "type": "object",
    "properties": {
      "destAddrType": {
        "enum": [
          "UE",
          "AS",
          "GROUP",
          "BC",
          "TOPIC"
        ]
      },
      "addr": {
        "type": "string"
      }
    },
    "description": "Refer to Recipient UE Service ID or Recipient AS Service ID or Group Service ID or Broadcast Area ID or Messaging Topic"
  },
  "sfFlag": {
    "type": "boolean",
    "default": false,
    "description": "Refer to Store And Forward Flag"
  },
  "sfParam": {
    "$ref": "#/$defs/SfParams",
    "description": "Refer to Store And Forward Parameters"
  },
  "payload": {
    "type": "string",
    "description": "Refer to Payload"
  },
  "priority": {
    "type": "string",
    "enum": [
      "HIGH",

```

```

        "MIDDLE",
        "LOW"
    ],
    "default": "MIDDLE",
    "description": "Refer to Priority Type"
},
"isSegmented": {
    "type": "boolean",
    "default": false,
    "description": "Refer to Message Is Segmented"
},
"segParams": {
    "$ref": "#/$defs/SegParams"
}
},
"required": [
    "msgIden ",
    "msgId",
    "msgType",
    "oriAddr",
    "destAddr"
],
"dependentRequired": {
    "sfParams": [
        "sfFlag"
    ],
    "segParams": [
        "isSegmented "
    ]
},
"if": {
    "properties": {
        "oriAddrType": {
            "const": "AS"
        }
    }
},
"then": {
    "properties": {
        "destAddrType": {
            "not": {
                "const": "AS"
            }
        }
    }
}
},
"$defs": {
    "SfParams": {
        "type": "object",
        "properties": {
            "expireTime": {
                "type": "string",
                "format": "date-time",
                "description": "Refer to Message expiration time"
            },
            "appSpecSf": {
                "type": "object",
                "description": "Refer to Application Specific Store And Forward Information"
            }
        }
    },
    "SegParams": {
        "type": "object",
        "properties": {
            "segId": {
                "type": "string",
                "description": "Refer to Segmentation Set Identifier"
            },
            "totalSegCount": {
                "type": "integer",
                "description": "Refer to Total Number Of Message Segments"
            },
            "segNumb": {
                "type": "integer",
                "description": "Refer to Message Segment Number"
            },
            "lastSegFlag": {
                "type": "string",

```

```

        "description": "Refer to Last Segment Flag"
      },
      "required": [
        "segId",
        "totalSegCount",
        "segNumb"
      ]
    }
  }
}

```

7.3.4.2 JSON schema of MSGin5G message delivery status report

The JSON schema of the MSGin5G message delivery status report is defined below:

```

{
  "$schema": "http://json-schema.org/draft-07/schema#",
  "$id": "http://www.3gpp.org/MSGin5G/MSGin5G_Message_schema",
  "title": "MSGin5G message delivery status report",
  "type": "object",
  "properties": {
    "msgIden": {
      "type": "string",
      "format": "uri",
      "description": "Refer to Service identifier of MSGin5G service"
    },
    "msgType": {
      "type": "string",
      "enum": [
        "IMDN"
      ],
      "description": "the usage of this message. The value IMDN refers to MSGin5G message delivery status report"
    },
    "oriAddr": {
      "type": "object",
      "properties": {
        "oriAddrType": {
          "enum": [
            "UE",
            "AS"
          ]
        },
        "addr": {
          "type": "string"
        }
      },
      "description": "Refer to Originating UE Service ID or Originating AS Service ID"
    },
    "destAddr": {
      "type": "object",
      "properties": {
        "destAddrType": {
          "enum": [
            "UE",
            "AS"
          ]
        },
        "addr": {
          "type": "string"
        }
      },
      "description": "Refer to Recipient UE Service ID or Recipient AS Service ID"
    },
    "msgId": {
      "type": "string",
      "format": "uuid",
      "description": "Refer to Message ID"
    },
    "DelSta": {
      "type": "string",
      "enum": [
        "success",
        "failure"
      ],
      "description": "Refer to Delivery Status"
    }
  }
}

```

```

    },
    "Cause": {
      "type": "string",
      "description": "Refer to Failure Cause"
    }
  },
  "required": [
    "msgIden ",
    "msgType",
    "msgId",
    "oriAddr",
    "destAddr",
    "DelSta"
  ],
  "dependentRequired": {
    "Cause": [{
      "DelSta": {
        "const": "failure"
      }
    }],
    "if": {
      "properties": {
        "oriAddrType": {
          "const": "AS"
        }
      }
    },
    "then": {
      "properties": {
        "destAddrType": {
          "not": {
            "const": "AS"
          }
        }
      }
    }
  }
}

```

7.3.4.3 JSON schema of MSGin5G message response

The JSON schema of the MSGin5G message response is defined below:

```

{
  "$schema": "http://json-schema.org/draft-07/schema#",
  "$id": "http://www.3gpp.org/MSGin5G/MSGin5G_Message_schema",
  "title": "MSGin5G message response",
  "type": "object",
  "properties": {
    "msgIden": {
      "type": "string",
      "format": "uri",
      "description": "Refer to Service identifier of MSGin5G service"
    },
    "msgType": {
      "type": "string",
      "enum": [
        "MSGRESP"
      ]
    },
    "description": "the usage of this message. The value MSGRESP refers to MSGin5G message response"
  },
  "oriAddr": {
    "type": "object",
    "properties": {
      "oriAddrType": {
        "enum": [
          "UE",
          "AS"
        ]
      },
      "addr": {
        "type": "string"
      }
    }
  },
  "description": "Refer to Originating UE Service ID or Originating AS Service ID"
},
  "msgId": {

```



```

    "type": "string",
    "format": "uuid",
    "description": "Refer to Message ID"
  },
  "DelSta": {
    "type": "string",
    "enum": [
      "failure",
      "stored for deferred delivery"
    ],
    "description": "Refer to Delivery Status"
  },
  "Cause": {
    "type": "string",
    "description": "Refer to Failure Cause"
  }
},
"required": [
  "msgIden ",
  "msgType",
  "msgId",
  "oriAddr",
  "DelSta"
]
}

```

7.3.5 Messaging Topic Subscription and Unsubscription

7.3.5.1 Message topic subscription structure

The schema is based on JSON Schema Draft-07 [8]. For reducing the overhead of the message used in MSGin5G service, the properties are defined as shorten form and the relationship between the properties and IEs used in clause 6.6 are described in the description of the properties, The JSON schema is defined below:

```

{
  "$schema": "http://json-schema.org/draft-07/schema#",
  "$id": "http://www.3gpp.org/MSGin5G/Message_Topic_Subscription_schema",
  "title": "Message_Topic_Subscription",
  "type": "object",
  "properties": {
    "oriAddr": {
      "type": "object",
      "properties": {
        "oriAddrType": {
          "enum": [
            "UE"
          ]
        },
        "addr": {
          "type": "string"
        }
      }
    },
    "description": "Refer to Originating UE Service ID"
  },
  "expireTime": {
    "type": "string",
    "format": "date-time",
    "description": "Refer to message topic subscription expiration time"
  },
  "required": ["oriAddr"]
}

```

7.3.5.2 Message topic unsubscription structure

The schema is based on JSON Schema Draft-07 [8]. For reducing the overhead of the message used in MSGin5G service, the properties are defined as shorten form and the relationship between the properties and IEs used in clause 6.6 are described in the description of the properties, The JSON schema is defined below:

```

{

```

```

"$schema": "http://json-schema.org/draft-07/schema#",
"$id": "http://www.3gpp.org/MSGin5G/Message_Topic_Unsubscription_schema",
"title": "Message_Topic_Unsubscription",
"type": "object",
"properties": {
  "oriAddr": {
    "type": "object",
    "properties": {
      "oriAddrType": {
        "enum": [
          "UE"
        ]
      },
      "addr": {
        "type": "string"
      }
    }
  },
  "description": "Refer to Originating UE Service ID"
},
"required": ["oriAddr"]
}

```

7.3.6 Structure about message segment

The schema is based on JSON Schema Draft-07 [8]. For reducing the overhead of the message used in MSGin5G service, the properties are defined as shorten form and the relationship between the properties and IEs used in clause 6.5 are described in the description of the properties, The JSON schema is defined below.

7.3.6.1 Segments received confirmation structure

```

{
  "$schema": "http://json-schema.org/draft-07/schema#",
  "$id": "http://www.3gpp.org/MSGin5G/Segments_Received_Confirmation_schema",
  "title": "Message_Received_Confirmation",
  "type": "object",
  "properties": {
    "msgIden": {
      "type": "string",
      "format": "uri",
      "description": "Refer to Service identifier of MSGin5G service"
    },
    "msgType": {
      "type": "string",
      "enum": [
        "SEGCONFIR"
      ]
    },
    "description": "the usage of this message. The value SEGCONFIR refers to message segments received confirmation"
  },
  "segId": {
    "type": "string",
    "description": "Refer to Segmentation Set Identifier"
  },
  "result": {
    "type": "boolean",
    "description": "Refer to segments received result. The value true refers to success"
  },
  "required": ["msgIden", "msgType", "segId", "result"]
}

```

7.3.6.2 Segments recovery structure

```

{
  "$schema": "http://json-schema.org/draft-07/schema#",
  "$id": "http://www.3gpp.org/MSGin5G/Segments_Recovery_schema",
  "title": "Segments_Recovery",
  "type": "object",
  "properties": {
    "msgIden": {
      "type": "string",
      "format": "uri",
      "description": "Refer to Service identifier of MSGin5G service"
    },

```

```
"msgType": {
  "type": "string",
  "enum": [
    "SEGREC"
  ],
  "description": "the usage of this message. The value SEGREC refers to message segment
recovery"
},
"segId": {
  "type": "string",
  "description": "Refer to Segmentation Set Identifier"
},
"segNoList": {
  "type": "string",
  "description": "Refer to List of Segment range, e.g. (5-7, 10-10, 15-19)"
},
"required": ["msgIden", "msgType", "segId", "segNoList"]
}
```

Annex A (Informative): Message formats/protocols used for Constrained UE

A.1 General

The following clauses provide guidance of message formats/protocols which may be used between the Application Client on the constrained UE and the MSGin5G Client on the MSGin5G Gateway UE.

A.2 Based on standard L3 message

The following clauses describe an example based on standard L3 message as specified in clause 11.2 of 3GPP TS 24.007 [15].

Each message definition in the clause includes a brief description of the message direction, the use, and the significance indicates whether the message is relevant only on the sender or receiver (local) or the message is relevant on both sender and receiver (dual).

NOTE: Message format defined in this clause can be used if the communication between the Constrained UE and the MSGin5G GW UE is based on PC5 / NR-PC5.

A.2.1 Message contents and functions

A.2.1.1 for sending a message to MSGin5G Client

For sending a message to MSGin5G Client, the Application Client may use the message content specified in Table A.2.1.1-1.

Message type: MESSAGE SENDING REQUEST

Significance: dual

Direction: the Application Client of the Constrained UE to the MSGin5G Client of the MSGin5G Gateway UE

Table A.2.1.1-1: message content for sending a message to MSGin5G Client

IEI	Information Element	Type/Reference	Presence	Format	Length
	Message Type	Message Type A.2.2.1	M	V	1
	Target address	Target address A.2.2.2	M	LV	6-n
	Message ID	Message ID A.2.2.4	M	V	16
	Payload	Payload A.2.2.5	M	LV-E	3-65537
A	Application ID	Application ID A.2.2.3	O	TV	3
B	Delivery status required	Delivery status required A.2.2.6	O	TV	1
D	Target Type	Target Type A.2.2.7	O	TV	1

If using the message content specified in table A.2.1.1-1, the Application Client may generate a message according to 6.4.2.3.1 and send the generated message to the MSGin5G Client.

A.2.1.2 for sending a message delivery report to MSGin5G Client

For sending a message delivery status report to MSGin5G Client, the Application Client may use the message content specified in Table A.2.1.2-1.

Message type: DELIVERY REPORT SENDING REQUEST

Significance: dual

Direction: the Application Client of the Constrained UE to the MSGin5G Client of the MSGin5G Gateway UE

Table A.2.1.2-1: message content for sending a message delivery status report to MSGin5G Client

IEI	Information Element	Type/Reference	Presence	Format	Length
	Message Type	Message Type A.2.2.1	M	V	1
	Delivery Status	Delivery Status A.2.2.8	M	V	1
	Message ID	Message ID A.2.2.4	M	V	16
	Reply-to Message ID	Reply-to Message ID A.2.2.13	M	V	16

If using the message content specified in table A.2.1.2-1, the Application Client may generate a message according to 6.4.2.3.2 and send the generated message to the MSGin5G Client.

A.2.1.3 for sending a message to Application Client

For sending a message to Application Client, the MSGin5G Client may use the message content specified in Table A.2.1.3-1.

Message type: MESSAGE RECEIVED REQUEST

Significance: dual

Direction: the MSGin5G Client of the MSGin5G Gateway UE to the Application Client of the Constrained UE

Table A.2.1.3-1: message content for sending a message to Application Client

IEI	Information Element	Type/Reference	Presence	Format	Length
	Message Type	Message Type A.2.2.1	M	V	1
	Message ID	Message ID A.2.2.4	M	V	16
	Payload	Payload A.2.2.5	M	LV-E	2-65537
F	Originator Address	Originator Address A.2.2.10	O	TLV	3-257
E	Group ID	Group ID A.2.2.11	O	TLV	3-257
B	Delivery status required	Delivery status required A.2.2.6	O	TV	1
C	Priority	Priority A.2.2.9	O	TV	1

If using the message content specified in table A.2.1.3-1, the MSGin5G Client may generate a message according to 6.4.2.2.1 and send the generated message to the Application Client.

A.2.1.4 for sending a message delivery status report to Application Client

For sending a message delivery status report to Application Client, the MSGin5G Client may use the message content specified in Table A.2.1.4-1.

Message type: DELIVERY REPORT RECEIVED REQUEST

Significance: dual

Direction: the MSGin5G Client of the MSGin5G Gateway UE to the Application Client of the Constrained UE

Table A.2.1.4-1: message content for sending a message delivery status report to MSGin5G Client

IEI	Information Element	Type/Reference	Presence	Format	Length
	Message Type	Message Type A.2.2.1	M	V	1
	Delivery Status	Delivery Status A.2.2.8	M	V	1
	Message ID	Message ID A.2.2.4	M	V	16
	Reply-to Message ID	Reply-to Message ID A.2.2.13	M	V	16

If using the message content specified in table A.2.1.4-1, the MSGin5G Client may generate a message according to 6.4.2.2.3 and send the generated message to the Application Client.

A.2.1.5 for sending a message sending response to Application Client

For sending a message sending response to Application Client, the MSGin5G Client may use the message content specified in Table A.2.1.5-1.

Message type: MESSAGE SENDING RESPONSE

Significance: dual

Direction: the MSGin5G Client of the MSGin5G Gateway UE to the Application Client of the Constrained UE

Table A.2.1.5-1: message content for message sending response

IEI	Information Element	Type/Reference	Presence	Format	Length
	Message Type	Message Type A.2.2.1	M	V	1
	Result	Result A.2.2.11	M	V	1
	Spare half octet	Spare half octet A.2.2.18	M	V	1/2
X	Failure Reason	MSGin5G cause A.2.2.17	O	TV	2

If using the message content specified in table A.2.1.5-1, the MSGin5G Client may generate a message according to 6.4.2.2.3 and send the generated message to the Application Client.

A.2.1.6 for sending a message received response to MSGin5G Client

For sending a message sending response to MSGin5G Client, the Application Client of the Constrained UEmay use the message content specified in Table A.2.1.6-1.

Message type: MESSAGE RECEIVED RESPONSE

Significance: dual

Direction: the Application Client of the Constrained UE to the MSGin5G Client of the MSGin5G Gateway UE

Table A.2.1.6-1: message content for message sending response

IEI	Information Element	Type/Reference	Presence	Format	Length
	Message Type	Message Type A.2.2.1	M	V	1
	Result	Result A.2.2.11	M	V	1
	Spare half octet	Spare half octet A.2.2.18	M	V	1/2
X	Failure Reason	MSGin5G cause A.2.2.17	O	TV	2

If using the message content specified in table A.2.1.6-1, the Application Client may generate a message according to 6.4.2.3.3 and send the generated message to the MSGin5G Client.

A.2.1.7 Registration Request

The Registration Request is sent by the Application Client of the Constrained UE to the MSGin5G Client of the MSGin5G Gateway UE to initiate registration. See table A.2.1.7.

Message type: REGISTRATION REQUEST

Significance: dual

Direction: the Application Client of the Constrained UE to the MSGin5G Client of the MSGin5G Gateway UE

Table A.2.1.7: REGISTRATION REQUEST content

IEI	Information Element	Type/Reference	Presence	Format	Length
	Message Type	Message Type A.2.2.1	M	V	1
	Application ID	Application ID A.2.2.3	M	V	2
	Credential information	Credential information A.2.2.15	M	LV	3-65537

A.2.1.8 Registration Accept

The Registration Accept is sent by the MSGin5G Client of the MSGin5G Gateway UE to the Application Client of the Constrained UE to indicate the registration is accepted. See table A.2.1.8.

Message type: REGISTRATION ACCEPT

Significance: dual

Direction: the MSGin5G Client of the MSGin5G Gateway UE to the Application Client of the Constrained UE

Table A.2.1.8: REGISTRATION ACCEPT content

IEI	Information Element	Type/Reference	Presence	Format	Length
	Message Type	Message Type A.2.2.1	M	V	1
	Registration ID	MSCin5G Registration ID A.2.2.16	M	V	6

A.2.1.9 Registration Reject

The Registration Reject is sent by the MSGin5G Client of the MSGin5G Gateway UE to the Application Client of the Constrained UE to indicate the registration is rejected. See table A.2.1.9.

Message type: REGISTRATION REJECT

Significance: dual

Direction: the MSGin5G Client of the MSGin5G Gateway UE to the Application Client of the Constrained UE

Table A.2.1.9: REGISTRATION REJECT content

IEI	Information Element	Type/Reference	Presence	Format	Length
	Message Type	Message Type A.2.2.1	M	V	1
	Failure Reason	MSGin5G cause A.2.2.17	M	V	1

A.2.1.10 De-registration Request

The De-registration Request is sent by the Application Client of the Constrained UE to the MSGin5G Client of the MSGin5G Gateway UE to initiate de-registration. See table A.2.1.10.

Message type: DEREGISTRATION REQUEST

Significance: dual

Direction: the Application Client of the Constrained UE to the MSGin5G Client of the MSGin5G Gateway UE

Table A.2.1.10: DEREGISTRATION REQUEST content

IEI	Information Element	Type/Reference	Presence	Format	Length
	Message Type	Message Type A.2.2.1	M	V	1
	Registration ID	MSCin5G Registration ID A.2.2.16	M	V	6

A.2.1.11 De-registration Accept

The De-registration Accept is sent by the MSGin5G Client of the MSGin5G Gateway UE to the Application Client of the Constrained UE to indicate the de-registration is accepted. See table A.2.1.11.

Message type: DEREGISTRATION ACCEPT

Significance: dual

Direction: the MSGin5G Client of the MSGin5G Gateway UE to the Application Client of the Constrained UE

Table A.2.1.11: DEREGISTRATION ACCEPT content

IEI	Information Element	Type/Reference	Presence	Format	Length
	Message Type	Message Type A.2.2.1	M	V	1
	Registration ID	MSCin5G Registration ID A.2.2.16	M	V	6

A.2.1.12 De-registration Reject

The De-registration Reject is sent by the MSGin5G Client of the MSGin5G Gateway UE to the Application Client of the Constrained UE to indicate the de-registration is rejected. See table A.2.1.12.

Message type: DEREGISTRATION REJECT

Significance: dual

Direction: the MSGin5G Client of the MSGin5G Gateway UE to the Application Client of the Constrained UE

Table A.2.1.12: DEREGISTRATION REJECT content

IEI	Information Element	Type/Reference	Presence	Format	Length
	Message Type	Message Type A.2.2.1	M	V	1
	Failure Reason	MSGin5G cause A.2.2.17	M	V	1

A.2.2 information elements coding

A.2.2.1 Message Type

The purpose of the Message type information element is to identify the type of the request or response.

The value part of the Message type information element is coded as shown in Table A.2.2.1-1.

The Message type information element is a type 3 information element with a length of 1 octet.

Table A.2.2.1-1: Message types

Bits								
8	7	6	5	4	3	2	1	
0	0	0	0	0	0	0	1	MESSAGE SENDING REQUEST
0	0	0	0	0	0	1	0	MESSAGE SENDING RESPONSE
0	0	0	0	0	0	1	1	MESSAGE RECEIVED REQUEST
0	0	0	0	0	1	0	0	MESSAGE RECEIVED RESPONSE
0	0	0	0	0	1	0	1	DELIVERY REPORT SENDING REQUEST
0	0	0	0	0	1	1	0	DELIVERY REPORT RECEIVED REQUEST
0	0	0	0	0	1	1	1	REGISTRATION REQUEST
0	0	0	0	1	0	0	0	REGISTRATION ACCEPT
0	0	0	0	1	0	0	1	REGISTRATION REJECT
0	0	0	0	1	0	1	0	DEREGISTRATION REQUEST
0	0	0	0	1	0	1	1	DEREGISTRATION REJECT
0	0	0	0	1	1	0	0	DEREGISTRATION ACCEPT

All other values are reserved.

A.2.2.2 Target address

The Target address information element is used to indicate the address of target recipient or the target group while sending message from Constrained UE.

The Target address information element is coded as shown in figure A.2.2.2-1 and table A.2.2.2-1.

The Target address information element is a type 4 information element.

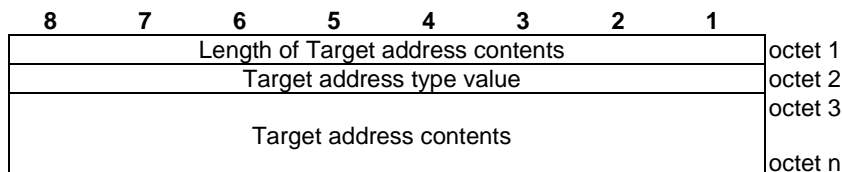


Figure A.2.2.2-1: Target address information element

Table A.2.2.2-1: Target address information element

Target Address type value (octet 2)							
Bits							
7	6	5	4	3	2	1	
0	0	0	0	0	0	1	IPv4 address
0	0	0	0	0	1	0	IPv6 address
0	0	0	0	0	1	1	FQDN

All other values are reserved.

Target address content is contained in octet 6 to octet n; The maximum value depends on the length of FQDN.

If Target address type value indicates IPv4 address, the Target address contents in octet 3 to octet 6 contains an IPv4 address.

If Target address type value indicates IPv6 address, the Target address contents in octet 3 to octet 18 contains an IPv6 address.

If Target address type indicates FQDN, the Target address contents in octet 3 to octet n contains an FQDN encoded as defined in clause 28.3.2 of 3GPP TS 23.003 [18].

A.2.2.3 Application ID

The purpose of the Application ID information element is to uniquely identify the application for which the payload is intended.

The Application ID information element is coded as shown in figure A.2.2.3-1 and table A.2.2.3-1

The Application ID information element is a type 3 information element with a length of 3 octets.

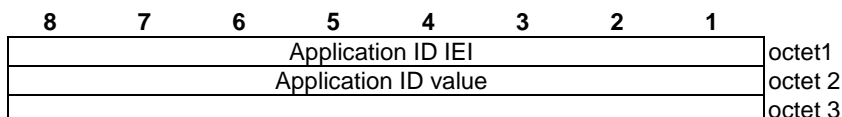


Figure A.2.2.3-1: Application ID value

Table A.2.2.3-1: Application ID value

Application ID value (octet 2-3)
The Application ID contains a number that uniquely identifies the destination application.

A.2.2.4 Message ID

The Message ID information element uniquely identifies a message or message delivery report.

The Message ID information element is coded as shown in Figure A.2.2.4-1 and Table A.2.2.4-1.

The Message ID information element is a type 3 information element with a length of 16 octets.

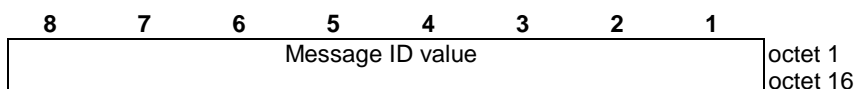


Figure A.2.2.4-1: Message ID value

Table A.2.2.4-1: Message ID value

Message ID value (octet 1 to 16)
The Message ID contains a number uniquely identifying a message or message delivery report. The value is a universally unique identifier as specified in IETF RFC 4122 [19].

A.2.2.5 Payload

The Payload information element is used to send application specific message;

The Payload information element is coded as shown in Figure A.2.2.5-1 and Table A.2.2.5-1.

The Payload data information element is a type 6 information element.

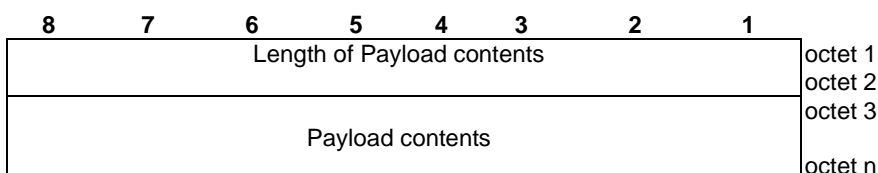


Figure A.2.2.5-1: Payload information element

Table A.2.2.5-1: Payload information element

Payload data is contained in octet 3 to octet n; Max value of 65535 octets.

A.2.2.6 Delivery Status Required

The purpose of the Delivery Status Required information element is to identify whether delivery status is required from the receiver or not.

The value part of the Delivery Status Required information element is coded as shown in Figure A.2.2.6-1 and Table A.2.2.6-1.

The Delivery Status Required information element is a type 1 information element.

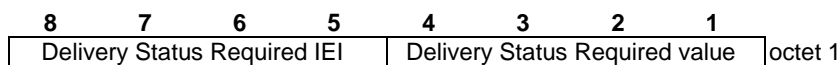


Figure A.2.2.6-1: Delivery Status Required type

Table A.2.2.6-1: Delivery Status Required type

Delivery status value (octet 1)				
Bits				
4	3	2	1	
0	0	0	0	DELIVERY REPORT NOT REQUIRED
0	0	0	1	DELIVERY REPORT REQUIRED
All other values are reserved.				

A.2.2.7 Target Type

The purpose of the Target Type information element is to indicate the type of the message target.

The value part of the Target Type information element is coded as shown in Figure A.2.2.7-1 and Table A.2.2.7-1.

The Target Type information element is a type 1 information element.

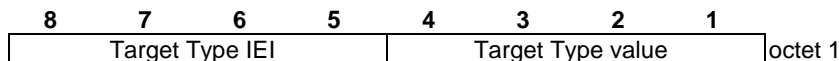


Figure A.2.2.7-1: Target Type type

Table A.2.2.7-1: Target Type type

E2E Message type value (octet 1)				
Bits				
4	3	2	1	
0	0	0	0	UE
0	0	0	1	GROUP
0	0	1	0	AS
All other values are reserved.				

A.2.2.8 Delivery Status

The Delivery Status information element is used to indicate the delivery status from message recipient.

The Delivery Status information element is coded as shown in Figure A.2.2.8-1 and Table A.2.2.8-1.

The Delivery Status information element is a type 3 information element.

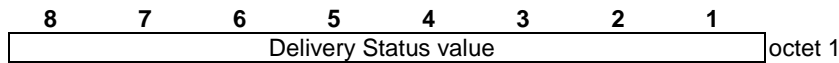


Figure A.2.2.8-1: Delivery Status type

Table A.2.2.8-1: Delivery Status type

Delivery status value (octet 1)								
Bits								
8	7	6	5	4	3	2	1	
0	0	0	0	0	0	0	0	FAILED
0	0	0	0	0	0	0	1	SUCCESS
All other values are reserved.								

A.2.2.9 Priority

The purpose of the priority information element is to identify application level priority of the received message.

The value part of the priority information element is coded as shown in Figure 2.2.9-1 and Table 2.2.9-1.

The priority type information element is a type 1 information element.

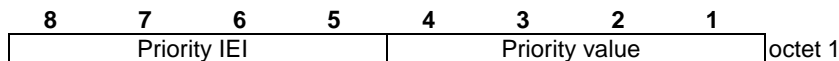


Figure 2.2.9-1: Priority type

Table 2.2.9-1: Priority type

Priority type value (octet 1)				
Bits				
4	3	2	1	
0	0	0	0	LOW
0	0	0	1	MEDIUM
0	0	1	0	HIGH
All other values are reserved.				

A.2.2.10 Originator Address

The Originator Address information element is used to indicate address of originating UE/AS while sending message to Constrained UE.

The Originator Address information element is coded as shown in Figure A.2.2.10-1 and Table A.2.2.10-1.

The Originator Address information element is a type 4 information element.

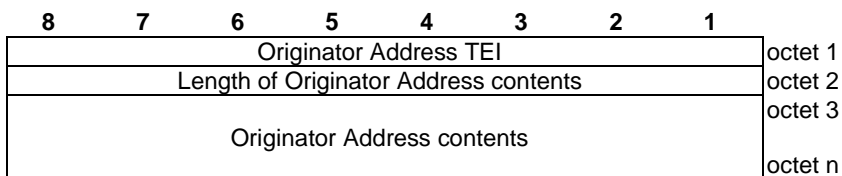


Figure A.2.2.10-1: Originator Address information element

Table A.2.2.10-1: Originator Address information element

Originator Address is contained in octet 3 to octet n; Max value of 255 octets.

A.2.2.11 Group ID

The Group ID information element is used to indicate the group which the message is from while sending message to Constrained UE.

The Group ID information element is coded as shown in Figure A.2.2.11-1 and Table A.2.2.11-1.

The Group ID information element is a type 4 information element.

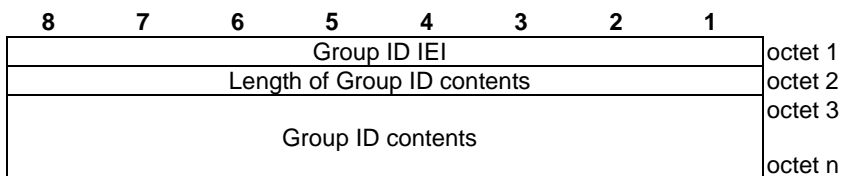


Figure A.2.2.11-1: Group ID information element

Table A.2.2.11-1: Group ID information element

Group ID is contained in octet 3 to octet n; Max value of 255 octets.

A.2.2.11 Result

The Result information element is used to indicate the result of handling message sending request as described in A.2.1.1.

The Result information element is coded as shown in Figure A.2.2.11-1 and Table A.2.2.11-1.

The Result information element is a type 1 information element.

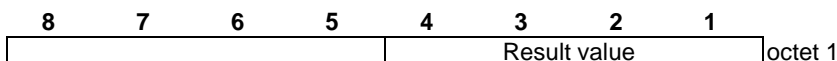


Figure A.2.2.11-1: Result type

Table A.2.2.11-1: Result type

Result value (octet 1)				
4	3	2	1	
0	0	0	0	FAILED
0	0	0	1	SUCCESS

All other values are reserved.

A.2.2.12 Void

A.2.2.13 Reply-to Message ID

The Reply-to Message ID information element uniquely identifies the message delivery report and is same with the Message ID included in the message acknowledged.

The Reply-to Message ID information element is coded as shown in Figure A.2.2.13-1 and Table A.2.2.13-1.

The Reply-to Message ID information element is a type 3 information element with a length of 16 octets.

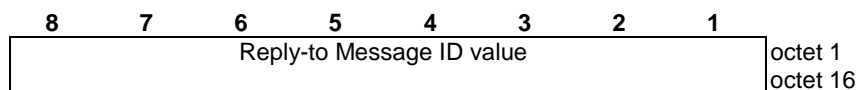


Figure A.2.2.13-1: Reply-to Message ID value

Table A.2.2.13-1: Reply-to Message ID value

Reply-to Message ID value (octet 1 to 16)
The Reply-to Message ID contains a number uniquely identifying a message. The value is a universally unique identifier as specified in IETF RFC 4122 [19].

A.2.2.14 Void

A.2.2.15 Credential information

The purpose of the Credential information information element is to carry credentials from a credentials holder (e.g. application server, the MSGin5G Gateway UE).

The Credential information information element is coded as shown in Figure A.2.2.15-1 and Table A.2.2.15-1.

The Credential information information element is a type 6 information element with a minimum length of 3 octets and a maximum length of 65537 octets.

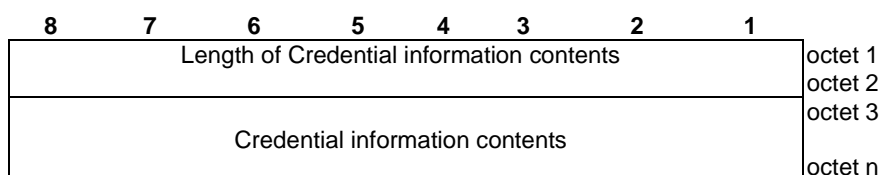


Figure A.2.2.15-1: Credential information information element

Table A.2.2.15-1: Credential information information element

Payload data is contained in octet 3 to octet n; Max value of 65535 octets.
 The format of the Credential information contents is out of scope of this specification.

A.2.2.16 MSCin5G Registration ID

The purpose of the MSCin5G Registration ID information element is to indicate the Registration ID that is allocated by the MSGin5G Client of the MSGin5G Gateway UE.

The MSCin5G Registration ID is a type 3 information element with a length of 6 octets.

The MSCin5G Registration ID information element is coded as shown in figure A.2.2.16 and table A.2.2.16.




Figure A.2.2.16: MSCin5G Registration ID information element

Table A.2.2.16: MSCin5G Registration ID information element

MSCin5G Registration ID (octet 1 to 6)
This field contains the 48-bit MSCin5G Registration ID.

A.2.2.17 MSGin5G cause

The purpose of the MSGin5G cause information element is to indicate the cause used for MSGin5G procedures.

The MSGin5G cause is a type 3 information element with a length of 2 octets.

The MSGin5G cause information element is coded as shown in figure A.2.2.17 and table A.2.2.17.

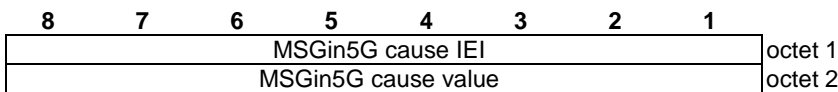


Figure A.2.2.17: MSGin5G cause information element

Table A.2.2.17: MSGin5G cause information element

MSGin5G cause (octet 2)								
Bits								
8	7	6	5	4	3	2	1	
0	0	0	0	0	0	0	1	Access via a Gateway UE is not allowed
0	0	0	0	0	0	1	0	Invalid credentials
0	0	0	0	0	0	1	1	Conflict of transport identifier for unicast communication is detected
0	0	0	0	0	1	0	0	Connection is not available anymore
0	0	0	0	0	1	0	1	Lack of resources for lower layer
0	0	0	0	0	1	1	0	Congestion situation
0	0	0	0	0	1	1	1	Unknown device
0	1	1	0	1	1	1	1	Protocol error, unspecified

Any other value received by the UE shall be treated as 0110 1111, "protocol error, unspecified".

A.2.2.18 Spare half octet

This element is used in the L3 messages as specified in clause A.2.1 when an odd number of half octet type 1 information elements are used. This element is filled with spare bits set to zero and is placed in bits 5 to 8 of the octet unless otherwise specified.

A.3 Based on CoAP

The following clauses describe example of the MSGin5G Constrained UE message format based on CoAP.

NOTE: Message format and protocol defined in this clause can be used if the communication between the Constrained UE and the MSGin5G GW UE is not based on PC5 / NR-PC5.

Editor's note: How CoAP message is routed from constrained UE to MSGin5G UE is FFS.

A.3.1 message contents and functions

A.3.1.1 for sending a message to MSGin5G Client

In order to send a message, the Application Client on the constrained UE may generate an CoAP POST request according to procedures specified in IETF RFC 7252 [5] to the MSGin5G Client on a MSGin5G UE. In the CoAP POST request message, the Application Client:

- set the "T" field in the CoAP header to 0 if delivery status report from the recipient is requested, i.e. indicates this message is the type of Confirmable, to ensure the application layer delivery status report;
- include the MSGin5G Client address in an CoAP Option, e.g. if the MSGin5G Client address is a URI, include a Uri-Path Option with the value of the URI;
- set the CoAP Content-Format to "50", i.e. application/json; and
- include the information elements specified in clause 6.4.2.3.1 in the CoAP payload encoded in JSON format as specified in clause A.3.2.1.

A.3.1.2 for sending a message delivery status report to MSGin5G Client

In order to send a message delivery status report, the Application Client on the constrained UE may generate an CoAP POST request according to procedures specified in IETF RFC 7252 [5] to the MSGin5G Client on a MSGin5G UE. In the CoAP POST request message, the Application Client:

- a) set the "T" field in the CoAP header to 0 indicating this message is the type of Confirmable;
- b) include the MSGin5G Client address in an CoAP Option, e.g. if the MSGin5G Client address is a URI, include a Uri-Path Option with the value of the URI;
- c) set the CoAP Content-Format to "50", i.e. application/json;
- d) include the information elements specified in clause 6.4.2.3.2 in the CoAP payload encoded in JSON format as specified in clause A.3.2.2.

A.3.1.3 for sending a message to Application Client

In order to send a message, the MSGin5G Client may generate an CoAP POST request according to procedures specified in IETF RFC 7252 [5] to the Application Client. In the CoAP POST request message, the MSGin5G Client:

- a) set the "T" field in the CoAP header to 0 if delivery status report from the recipient is requested, i.e. indicates this message is the type of Confirmable, to ensure the application layer delivery status report;
- b) include the Application Client address in an CoAP Option, e.g. if the Application Client address is a URI, include a Uri-Path Option with the value of the URI;
- c) set the CoAP Content-Format to "50", i.e. application/json;
- d) include the information elements specified in clause 6.4.2.2.1 in the CoAP payload encoded in JSON format as specified in clause A.3.2.3.

A.3.1.4 for sending a message delivery status report to Application Client

In order to send a message delivery status report, the MSGin5G Client may generate an CoAP POST request according to procedures specified in IETF RFC 7252 [5] to the Application Client. In the CoAP POST request message, the MSGin5G Client:

- a) set the "T" field in the CoAP header to 0 indicating this message is the type of Confirmable;
- b) include the Application Client address in an CoAP Option, e.g. if the Application Client address is a URI, include a Uri-Path Option with the value of the URI;
- c) set the CoAP Content-Format to "50", i.e. application/json;
- d) include the information elements specified in clause 6.4.2.2.3 in the CoAP payload encoded in JSON format as specified in clause A.3.2.4.

A.3.1.5 for sending a message sending response to Application Client

After receiving a CoAP POST request for sending a message from Application Client, the MSGin5G Client may generate an CoAP 2.05 response according to procedures specified in IETF RFC 7252 [5] to the Application Client. In the response, the MSGin5G Client:

- a) include the Application Client address in an CoAP Option, e.g. if the Application Client address is a URI, include a Uri-Path Option with the value of the URI;
- b) set the CoAP Content-Format to "50", i.e. application/json; and
- c) include the information elements specified in clause 6.4.2.2.5 in the CoAP payload encoded in JSON format as specified in clause A.3.2.5.

A.3.1.6 for sending a message received response to MSGin5G Client

After receiving a CoAP POST request for sending a message from MSGin5G Client, the Application Client may generate an CoAP 2.05 response according to procedures specified in IETF RFC 7252 [5] to the Application Client. In the response, the MSGin5G Client:

- a) include the MSGin5G Client address in an CoAP Option, e.g. if the MSGin5G Client address is a URI, include a Uri-Path Option with the value of the URI;
- b) set the CoAP Content-Format to "50", i.e. application/json; and
- c) include the information elements specified in clause 6.4.2.3.3 in the CoAP payload encoded in JSON format as specified in clause A.3.2.6.

A.3.1.7 Registration Request

The registration request sent by the Application Client of the Constrained UE to the MSGin5G Client of the MSGin5G Gateway UE is based on the CoAP POST request as specified in IETF RFC 7252 [5]. The Application Client of the Constrained UE:

- a) shall set the "T" field in the CoAP header to 0 to indicate acknowledge message required;
- b) shall include the address of the MSGin5G Gateway UE in the Option header of the CoAP POST request and set the Option header to a corresponding value, e.g. if address of the MSGin5G Gateway UE is a URI, the Uri-Path Option is set to the value of such URI;
- c) shall set the "Content-Format" element to "50" to indicate the format of the CoAP payload is "application/json"; and
- d) shall include the following information elements in the CoAP payload encoded in JSON format:
 - 1) the "MSGin5G service identifier" element to indicate that this CoAP POST request is used for MSGin5G service;
 - 2) the "Message Type" element to indicate that the CoAP POST request is used for registration;
 - 3) the "Application ID " element to indicate the application client initiating registration; and
 - 4) the "Credential information" element to indicate the credential information of the Constrained UE.

A.3.1.8 Registration Response

The registration response sent by the MSGin5G Client of the MSGin5G Gateway UE to the Application Client of the Constrained UE is based on the CoAP 2.01 (Created) response or CoAP 2.04 (Change) response as specified in IETF RFC 7252 [5]. The Application Client of the Constrained UE:

- a) shall include the CoAP "Message ID" element and the "Token" element with the same values with those in the CoAP POST request for registration; and
- b) shall include the "Content-Format" element with "50" to indicate the format of the CoAP payload is "application/json". The CoAP payload:
 - 1) shall include the "Registration Result" element to indicate whether the registration is success or failure;
 - 2) shall include the "Registration ID" element allocated by the MSGin5G Client of the MSGin5G Gateway UE if the value of "Registration Result" element is set to true; and
 - 3) shall include the "Failure Reason" element to indicate why the registration request is rejected by the MSGin5G Client of the MSGin5G Gateway UE if the value of "Registration Result" element is set to false.

A.3.1.9 De-registration Request

The de-registration request sent by the Application Client of the Constrained UE to the MSGin5G Client of the MSGin5G Gateway UE is based on the CoAP POST request as specified in IETF RFC 7252 [5]. The Application Client of the Constrained UE:

- a) shall set the "T" field in the CoAP header to 0 to indicate acknowledge message required;

- b) shall include the address of the MSGin5G Gateway UE in the Option header of the CoAP POST request and set the Option header to a corresponding value, e.g. if address of the MSGin5G Gateway UE is a URI, the Uri-Path Option is set to the value of such URI;
- c) shall set the "Content-Format" element to "50" to indicate the format of the CoAP payload is "application/json"; and
- d) shall include the following information elements in the CoAP payload encoded in JSON format:
 - 1) the "MSGin5G service identifier" element to indicate that this CoAP POST request is used for MSGin5G service;
 - 2) the "Message Type" element to indicate that the CoAP POST request is used for de-registration; and
 - 3) the "Registration ID" element to indicate which has been allocated by the MSGin5G Gateway UE during the registration procedure.

A.3.1.10 De-registration Response

The de-registration response sent by the MSGin5G Client of the MSGin5G Gateway UE to the Application Client of the Constrained UE is based on the CoAP 2.01 (Created) response or CoAP 2.04 (Change) response as specified in IETF RFC 7252 [5]. The Application Client of the Constrained UE:

- a) shall include the CoAP "Message ID" element and the "Token" element with the same values with those in the CoAP POST request for de-registration; and
- b) shall include the "Content-Format" element with "50" to indicate the format of the CoAP payload is "application/json". The CoAP payload:
 - 1) shall include the "De-registration Result" element to indicate whether the de-registration is success or failure;
 - 2) shall include the "Registration ID" element allocated by the MSGin5G Client of the MSGin5G Gateway UE if the value of "De-registration Result" element is set to true; and
 - 3) shall include the "Failure Reason" element to indicate why the de-registration request is rejected by the MSGin5G Client of the MSGin5G Gateway UE if the value of "de-registration Result" element is set to false.

A.3.2 JSON Schema

A.3.2.1 for sending a message to MSGin5G Client

The JSON schema for application client sending message is defined below:

```
{
  "$schema": "http://json-schema.org/draft-07/schema#",
  "$id": "http://www.3gpp.org/MSGin5G/MSGin5G_APP_Message_schema",
  "title": "APP Message",
  "type": "object",
  "properties": {
    "msgType": {
      "type": "string",
      "enum": [
        "MESSAGE SENDING REQEUST"
      ],
      "description": "Refer to Message Type, it indicates the usage of this message. The value MESSAGE SENDING REQEUST refers to message sending"
    },
    "appId": {
      "type": "string",
      "description": "Refer to Application ID"
    },
    "msgId": {
      "type": "string",
      "format": "uuid",

```

```

    "description": "Refer to Message ID"
  },
  "isDelivStatReq": {
    "type": "boolean",
    "default": false,
    "description": "Refer to Delivery Status Required"
  },
  "destAddr": {
    "type": "object",
    "properties": {
      "destAddrType": {
        "enum": [
          "UE",
          "AS",
          "GROUP"
        ],
        "description": "the target type"
      },
      "addr": {
        "type": "string",
        "description": "the target address"
      }
    }
  },
  "payload": {
    "type": "string",
    "description": "Refer to Payload"
  },
  "required": [
    "msgId",
    "destAddr",
    "payload"
  ]
}

```

A.3.2.2 for sending a message delivery report to MSGin5G Client

The JSON schema for application client sending message delivery status report is defined below:

```

{
  "$schema": "http://json-schema.org/draft-07/schema#",
  "$id": "http://www.3gpp.org/MSGin5G/MSGin5G_APP_Delivery_REPORT_schema",
  "title": "APP_Delivery REPORT",
  "type": "object",
  "properties": {
    "msgType": {
      "type": "string",
      "enum": [
        "DELIVERY REPORT SENDING REQEUST"
      ],
      "description": "Refer to Message Type, it indicates the usage of this message. The value DELIVERY REPORT SENDING REQEUST refers to message delivery status report sending"
    },
    "msgId": {
      "type": "string",
      "format": "uuid",
      "description": "Refer to Message ID indicating unique identity of this message delivery report"
    },
    "reply2msgId": {
      "type": "string",
      "format": "uuid",
      "description": "Refer to Reply-to Message ID indicating which message the delivery status report is for"
    },
    "deliveryStatus": {
      "enum": [
        "SUCCESS",
        "FAILED"
      ],
      "description": "Refer to delivery status"
    }
  },
  "required": [
    "msgId",
    "deliveryStatus",
    "msgType"
  ]
}

```

```

]
}

```

A.3.2.3 for sending a message to Application Client

The JSON schema for MSGin5G client sending message to Application Client is defined below:

```

{
  "$schema": "http://json-schema.org/draft-07/schema#",
  "$id": "http://www.3gpp.org/MSGin5G/MSGin5G_Message-to-APP_schema",
  "title": "Message to APP",
  "type": "object",
  "properties": {
    "msgType": {
      "type": "string",
      "enum": [
        "MESSAGE RECEIVED REQUEST"
      ],
      "description": "Refer to Message Type indicating the usage of this message. The value MESSAGE RECEIVED REQUEST refers to sending message to a application client"
    },
    "msgId": {
      "type": "string",
      "format": "uuid",
      "description": "Refer to Message ID indicating which message is for"
    },
    "oriAddr": {
      "type": "string",
      "description": "Refer to the Originator Address indicating the originating group if the message is a group message"
    },
    "groupId": {
      "type": "string",
      "description": "Refer to the Group ID indicating the originating UE or AS"
    },
    "payload": {
      "type": "string",
      "description": "Refer to Payload"
    },
    "isDelivStatReq": {
      "type": "boolean",
      "default": false,
      "description": "Refer to Delivery Status Required"
    },
    "priority": {
      "type": "string",
      "enum": [
        "HIGH",
        "MEDIUM",
        "LOW"
      ],
      "default": "MIDDLE",
      "description": "Refer to Priority Type"
    },
  },
  "required": [
    "msgId",
    "msgType",
    "payload"
  ]
}

```

A.3.2.4 for sending a message delivery report to Application Client

The JSON schema for MSGin5G client sending message delivery status report to Application Client is defined below:

```

{
  "$schema": "http://json-schema.org/draft-07/schema#",
  "$id": "http://www.3gpp.org/MSGin5G/MSGin5G_Delivery-Report-to-APP_schema",
  "title": "Delivery report to APP",
  "type": "object",
  "properties": {

```

```

    "msgType": {
      "type": "string",
      "enum": [
        "DELIVERY REPORT RECEIVED REQUEST"
      ],
      "description": " Refer to Message Type indicating the usage of this message. The value
DELIVERY REPORT RECEIVED REQUEST refers to sending a message delivery status report to Application
Client"
    },
    "msgId": {
      "type": "string",
      "format": "uuid",
      "description": "Refer to Message ID indicating unique identity of this message delivery
report"
    },
    "reply2msgId": {
      "type": "string",
      "format": "uuid",
      "description": "Refer to Reply-to Message ID indicating which message the delivery status
report is for"
    },
    "deliveryStatus": {
      "type": "string",
      "enum": [
        "SUCCESS",
        "FAILED"
      ],
      "description": "Refer to delivery status"
    }
  },
  "required": [
    "msgId",
    "deliveryStatus",
    "msgType"
  ]
}

```

A.3.2.5 for sending a message sending response to Application Client

The JSON schema for MSGin5G client sending message sending response to Application Client is defined below:

```

{
  "$schema": "http://json-schema.org/draft-07/schema#",
  "$id": "http://www.3gpp.org/MSGin5G/MSGin5G_Message-Sending-Response schema",
  "title": "Delivery message sending response to APP",
  "type": "object",
  "properties": {
    "msgType": {
      "type": "string",
      "enum": [
        "MESSAGE SENDING RESPONSE"
      ],
      "description": " Refer to Message Type indicating the usage of this message. The value MESSAGE
SENDING RESPONSE refers to the resonse for the message sending of a Application Client"
    },
    "failReason": {
      "type": "string",
      "description": "Refer to the failure reason"
    },
    "result": {
      "type": "string",
      "enum": [
        "SUCCESS",
        "FAILED"
      ],
      "description": "Refer to the result"
    }
  },
  "required": [
    "result",
    "msgType"
  ]
}

```

A.3.2.6 for sending a message received response to MSGin5G Client

The JSON schema for Application client sending message received response to MSGin5G Client is defined below:

```

{
  "$schema": "http://json-schema.org/draft-07/schema#",
  "$id": "http://www.3gpp.org/MSGin5G/MSGin5G_Message-Received-Response schema",
  "title": "Delivery message received response to MSGin5G Client",
  "type": "object",
  "properties": {
    "msgType": {
      "type": "string",
      "enum": [
        "MESSAGE RECEIVED RESPONSE"
      ],
      "description": "Refer to Message Type indicating the usage of this message. The value MESSAGE RECEIVED RESOPNSE refers to sending a response for receiving a message from MSGin5G Client"
    },
    "failReason": {
      "type": "string",
      "description": "Refer to the failure reason"
    },
    "result": {
      "type": "string",
      "enum": [
        "SUCCESS",
        "FAILED"
      ],
      "description": "Refer to the result"
    }
  },
  "required": [
    "result",
    "msgType"
  ]
}

```

A.3.2.7 Registration structure

The schema is based on JSON Schema Draft-07 [8]. For reducing the overhead of the message used in MSGin5G service, the properties are defined as shorten form and the relationships between the properties and elements used in clause A.3.1.7 are described in the description of the properties. The JSON schema of the CoAP POST request for the MSGin5G registration is defined below:

```

{
  "$schema": "http://json-schema.org/draft-07/schema#",
  "$id": "http://www.3gpp.org/MSGin5G/MSGin5G_Registration_request_schema",
  "title": "MSGin5G Registration Request",
  "type": "object",
  "properties": {
    "msgIden": {
      "type": "string",
      "format": "uri",
      "description": "Refer to Service identifier of MSGin5G service"
    },
    "msgType": {
      "type": "string",
      "enum": [
        "REG"
      ],
      "description": "Refer to the usage of this message. The value REG refers to MSGin5G Registration"
    },
    "appId": {
      "type": "string",
      "description": "Refer to Application ID"
    },
    "credential": {
      "type": "string",
      "description": "Refer to Credential Information"
    }
  },
  "required": [
    "msgId",
    "msgType",
    "l2ID",
    "appId",
    "credential"
  ]
}

```

```
}

```

The schema is based on JSON Schema Draft-07 [8]. For reducing the overhead of the message used in MSGin5G service, the properties are defined as shorten form and the relationships between the properties and elements used in clause A.3.1.8 are described in the description of the properties. The JSON schema of CoAP 2.01 (Created) response or CoAP 2.04 (Change) response for the MSGin5G registration is defined below:

```
{
  "$schema": "http://json-schema.org/draft-07/schema#",
  "$id": "http://www.3gpp.org/MSGin5G/MSGin5G_Registration_response_schema",
  "title": "MSGin5G Registration Response",
  "type": "object",
  "properties": {
    "result": {
      "type": "boolean",
      "default": true,
      "description": "Refer to Registration result. The value true refers to success"
    },
    "registration ID": {
      "type": "string",
      "description": "Refer to Regsitratio ID"
    },
    "failure reason": {
      "type": "string",
      "description": "Refer to Failure Reason"
    }
  },
  "required": [
    "result"
  ]
}
```

A.3.2.8 De-registration structure

The schema is based on JSON Schema Draft-07 [8]. For reducing the overhead of the message used in MSGin5G service, the properties are defined as shorten form and the relationships between the properties and elements used in clause A.3.1.9 are described in the description of the properties. The JSON schema of the CoAP POST request for the MSGin5G de-registration is defined below:

```
{
  "$schema": "http://json-schema.org/draft-07/schema#",
  "$id": "http://www.3gpp.org/MSGin5G/MSGin5G_Deregistration_request_schema",
  "title": "MSGin5G Deregistration Request",
  "type": "object",
  "properties": {
    "msgIden": {
      "type": "string",
      "format": "uri",
      "description": "Refer to Service identifier of MSGin5G service"
    },
    "msgType": {
      "type": "string",
      "enum": [
        "DEREG"
      ],
      "description": "Refer to the usage of this message. The value DEREG refers to MSGin5G De-
registration"
    },
    "registrationID": {
      "type": "string",
      "description": "Refer to Registration ID"
    }
  },
  "required": [
    "msgId",
    "msgType",
    "RegistrationID"
  ]
}
```

The schema is based on JSON Schema Draft-07 [8]. For reducing the overhead of the message used in MSGin5G service, the properties are defined as shorten form and the relationships between the properties and elements used in clause A.3.1.10 are described in the description of the properties. The JSON schema of CoAP 2.01 (Created) response or CoAP 2.04 (Change) response for the MSGin5G de-registration is defined below:

```
{

```



```
"$schema": "http://json-schema.org/draft-07/schema#",
"$id": "http://www.3gpp.org/MSGin5G/MSGin5G_Deregistration_response_schema",
"title": "MSGin5G Deregistration Response",
"type": "object",
"properties": {
  "result": {
    "type": "boolean",
    "default": true,
    "description": "Refer to Registration result. The value true refers to success"
  },
  "registration ID": {
    "type": "string",
    "description": "Refer to Registration ID"
  },
  "failure reason": {
    "type": "string",
    "description": "Refer to Failure Reason"
  }
},
"required": [
  "result"
]
}
```

Annex X (Informative): IANA UDP port registration form

This annex contains information to be provided to IANA for exchange of CoAP protocol messages used between MSGin5G clients acting as a relay on UEs UDP port registration or MSGin5G RelayProtocol (MSGin5GRP). The following information is to be used to register CoAP user port number and service name in the "IANA Service Name and Transport Protocol Port Number Registry" and specifically "Service Name and Transport Protocol Port Number Registry". This registration form can be found at: <https://www.iana.org/form/ports-services>.

Assignee Name	<MCC name>
Assignee E-mail	<MCC email address>
Contact Person	<MCC name>
Contact E-mail	<MCC email address>
Resources required	Port number and service name
Transport Protocols	UDP
Service Code	
Service Name	MSGin5GRP
Desired Port Number	
Description	Message Service within the 5G System (MSGin5G) RelayProtocol (MSGin5GRP) is a 3GPP control protocol used by MSGin5G client acting as a relay hosted on a User Equipment (UE) for when the MSGin5G client resides in a UE, which does not have enough capability to communicate with a MSGin5G Server (i.e. a constrained device). MSGin5GRP provides MSGin5G functionality between MSGin5G clients hosted on UEs communicating using IP using a single physical network segment, separated from Internet and any other IP network. The network segment is wireless network segment and UEs are mobile devices.
Reference	3GPP TS 24.538
Defined TXT keys	N/A
If broadcast/multicast is used, how and what for?	The MSGin5G supports group and broadcast message delivery for thing-to-thing communication and person-to-thing communication. When performing group calls, the MSGin5G client initiates the group call to an MSGin5G group by sending a group call announcement message based on Service Enabler Architecture Layer for Verticals (SEAL) group management. The group call announcement message is an MSGin5GRP message which is sent as a UDP message to a multicast IP address of the MSGin5G group so that it is ensured that the MSGin5GRP messages sent for the corresponding MSGin5G group are only received by the MSGin5G group's members.
If UDP is requested, please explain how traffic is limited, and whether the protocol reacts to congestion.	The number of MSGin5GRP messages that need to be sent between MSGin5GRP clients depends upon the number of members of the MSGin5G group. MSGin5GRP employs a message control mechanism which includes a back-off mechanism to defer transmission of another MSGin5GRP message once an MSGin5GRP message is received. MSGin5GRP controls the number of messages transmitted within a certain, configurable amount of time, thus averting congestion. At maximum a few SLMP messages per second are expected in communication between MSGin5GRP clients. MSGin5GRP does not support any reaction to congestion.

If UDP is requested, please indicate whether the service is solely for the discovery of hosts supporting this protocol.	MSGin5GRP is not used solely for discovery of hosts supporting this protocol.
Please explain how your protocol supports versioning.	MSGin5GRP does not support versioning.
If your request is for more than one transport, please explain in detail how the protocol differs over each transport.	N/A
Please describe how your protocol supports security. Note that presently there is no IETF consensus on when it is appropriate to use a second port for an insecure version of a protocol.	MSGin5GRP does not support security. MSGin5GRP relies on the security mechanisms of the lower layers.
Please explain why a unique port assignment is necessary as opposed to a port in range (49152-65535) or existing port.	As a general principle, 3GPP protocols use assigned User Ports, e.g. GTP-C uses UDP port number 2123, GTP-U uses UDP port number 2152, S1AP uses SCTP port number 36412, X2AP uses SCTP port number 36422, WLCP uses 36411. A dynamic port number (i.e. 49152 to 65535) cannot be used for the MSGin5GRP because of the nature of communication on a single physical network segment, separated from Internet and any other IP network. The requirement of MSGin5GRP to continuously listen for incoming messages needs an always active listener port. There is no local server that is administering the use of ephemeral ports in the MSGin5GRP architecture, so there would be no way for one MSGin5GR client acting as a relay to know that a port is already being used by another MSGin5GRP client.
Please explain the state of development of your protocol.	Protocol standard definition. No implementation exists yet.
If SCTP is requested, is there an existing TCP and/or UDP service name or port number assignment? If yes, provide the existing service name and port number.	N/A
What specific SCTP capability is used by the application such that a user who has the choice of both TCP (and/or UDP) and SCTP ports for this application would choose SCTP? See RFC 4960 section 7.1.	N/A
Please provide any other information that would be helpful in understanding how this protocol differs from existing assigned services	<p>This protocol is between the UEs communicating using IP over a single physical network segment, separated from Internet and any other IP network. MSGin5GRP functionality offered by the MSGin5GRP clients acting as a relay hosted by the UEs is to messaging communication capability in 5GS especially for Massive Internet of Things (MIoT). The need of listening for incoming messages requires an active listener port.</p> <p>This differs from existing protocols in 3GPP where UDP ports have been requested, as those protocols have been either between the UE and network or between network elements.</p>

Annex C (informative): Change history

Change history							
Date	Meeting	TDoc	CR	Rev	Cat	Subject/Comment	New version
2021-10	CT1#132e	C1-216109				Draft skeleton provided by the rapporteur.	0.0.0
2021-10	CT1#132e					Implementing the following p-CR agreed by CT1: C1-215739, C1-215873, C1-215874, C1-216174, C1-216177, C1-216180 Editorial change from the rapporteur. Correction from the rapporteur.	0.1.0
2021-11	CT1#133e					Implementing the following p-CR agreed by CT1: C1-217092, C1-217293, C1-217294, C1-217295, C1-217296, C1-217330, C1-217331, C1-217332, C1-217334, C1-217335, C1-217338, C1-217339 Editorial change from the rapporteur. Correction from the rapporteur.	0.2.0
2021-12						Editorial change from the rapporteur. Correction from the rapporteur.	0.2.1
2022-01	CT1#133 BIS-e					Implementing the following p-CR agreed by CT1: C1-220373, C1-220418, C1-220505, C1-220649, C1-220650, C1-220657, C1-220658, C1-220660, C1-220661, C1-220691, C1-220692, C1-220693, C1-220695, C1-220751, C1-220760, C1-220763, C1-220766, C1-220840 Editorial change from the rapporteur. Correction from the rapporteur.	0.3.0
2022-03	CT1#134-e					Implementing the following p-CR agreed by CT1: C1-221091, C1-221117, C1-221441, C1-221444, C1-221655, C1-221660, C1-221661, C1-221832, C1-221834, C1-221836, C1-221951, C1-221955, C1-221960, C1-221961, C1-221980, C1-221981, C1-222008 Editorial change from the rapporteur. Correction from the rapporteur.	0.4.0
2022-03	CT#95e	CP-220316				TS presented for information	1.0.0
2022-04	CT1#135-e					Implementing the following p-CR agreed by CT1: C1-222958, C1-222960, C1-222961, C1-223102, C1-223103, C1-223111, C1-223112, C1-223113, C1-223114, C1-223115, C1-223116, C1-223117 Editorial change from the rapporteur. Correction from the rapporteur.	1.1.0
2022-05	CT1#136-e					Implementing the following p-CR agreed by CT1: C1-223644, C1-223646, C1-223647, C1-223650, C1-223651, C1-224040, C1-224041, C1-224042, C1-223854, C1-223855, C1-224051, C1-223857, C1-223860, C1-224161, C1-224165, C1-223864, C1-223867, C1-223868, C1-224167, C1-224172, C1-223873, C1-224173, C1-224175 Editorial change from the rapporteur. Correction from the rapporteur.	1.2.0
2022-06	CT#96	CP-221191				TS presented for approval	2.0.0
2022-06	CT#96					TS approved in TSG CT plenary	17.0.0
2022-09	CT#97e	CP-222154	0001	-	F	Correct the length of Application ID	17.1.0
2022-09	CT#97e	CP-222154	0002	-	F	Remove the redundant IE codec	17.1.0
2022-09	CT#97e	CP-222154	0003	1	F	Add the coding of Credential information IE	17.1.0
2022-09	CT#97e	CP-222154	0004	-	F	Adding the reference to TS 23.003 for FQDN	17.1.0
2022-09	CT#97e	CP-222154	0005	1	F	Differentiate the functionalities and procedures between MSGin5G Gateway UE and MSGin5G Relay UE	17.1.0
2022-09	CT#97e	CP-222154	0006	1	F	Correction of Layer-2 ID	17.1.0
2022-09	CT#97e	CP-222154	0007	-	F	Adding the reference to RFC 4122	17.1.0
2022-09	CT#97e	CP-222154	0008	1	F	Clarify how to generate the Recipient UE Service ID/AS Service ID for constrained UE	17.1.0
2022-09	CT#97e	CP-222154	0009	1	F	MSGin5G Client splits the aggregated message	17.1.0
2022-09	CT#97e	CP-222154	0010	1	F	Editorial corrections	17.1.0
2022-12	CT#98e	CP-223150	0011		F	Correct the term of "Constrained device" to "Constrained UE"	17.2.0
2022-12	CT#98e	CP-223150	0012	1	F	Corrections of the L3 message format	17.2.0
2022-12	CT#98e	CP-223150	0013		F	Add a missing value of the Message Type IE	17.2.0
2022-12	CT#98e	CP-223150	0014		F	Add the IE of Spare half octet	17.2.0
2022-12	CT#98e	CP-223150	0015	1	F	Correct the coding of Target Address IE	17.2.0
2022-12	CT#98e	CP-223150	0016		F	Remove the restriction of the L3 message transport	17.2.0
2022-12	CT#98e	CP-223150	0017		F	Editorial corrections of procedures	17.2.0
2022-12	CT#98e	CP-223150	0018	1	F	IANA Registration form for UDP Port number	17.2.0
2022-12	CT#98e	CP-223150	0021	1	D	SEAL terms in 24.538 aligned with 24.546	17.2.0
2022-12	CT#98e	CP-223150	0022	1	F	Add a missing functionality of the MSGin5G Client	17.2.0
2022-12	CT#98e	CP-223150	0023	1	F	Editorial corrections of procedures	17.2.0
2023-03	CT#99	CP-230221	0030	1	F	Correnction of constrained devices	17.3.0
2023-03	CT#99	CP-230221	0031	1	F	Correnction of regsitration/de-registration response for constrained UE	17.3.0

History

Document history		
V17.0.0	July 2022	Publication
V17.1.0	October 2022	Publication
V17.2.0	January 2023	Publication
V17.3.0	April 2023	Publication