

# ETSI TS 124 582 V17.1.0 (2022-05)



**LTE;  
Mission Critical Data (MCDData) media plane control;  
Protocol specification  
(3GPP TS 24.582 version 17.1.0 Release 17)**



---

Reference

RTS/TSGC-0124582vh10

---

Keywords

LTE

**ETSI**

650 Route des Lucioles  
F-06921 Sophia Antipolis Cedex - FRANCE

Tel.: +33 4 92 94 42 00 Fax: +33 4 93 65 47 16

Siret N° 348 623 562 00017 - APE 7112B  
Association à but non lucratif enregistrée à la  
Sous-Préfecture de Grasse (06) N° w061004871

---

**Important notice**

The present document can be downloaded from:

<http://www.etsi.org/standards-search>

The present document may be made available in electronic versions and/or in print. The content of any electronic and/or print versions of the present document shall not be modified without the prior written authorization of ETSI. In case of any existing or perceived difference in contents between such versions and/or in print, the prevailing version of an ETSI deliverable is the one made publicly available in PDF format at [www.etsi.org/deliver](http://www.etsi.org/deliver).

Users of the present document should be aware that the document may be subject to revision or change of status.

Information on the current status of this and other ETSI documents is available at

<https://portal.etsi.org/TB/ETSIDeliverableStatus.aspx>

If you find errors in the present document, please send your comment to one of the following services:

<https://portal.etsi.org/People/CommitteeSupportStaff.aspx>

If you find a security vulnerability in the present document, please report it through our  
Coordinated Vulnerability Disclosure Program:

<https://www.etsi.org/standards/coordinated-vulnerability-disclosure>

---

**Notice of disclaimer & limitation of liability**

The information provided in the present deliverable is directed solely to professionals who have the appropriate degree of experience to understand and interpret its content in accordance with generally accepted engineering or other professional standard and applicable regulations.

No recommendation as to products and services or vendors is made or should be implied.

No representation or warranty is made that this deliverable is technically accurate or sufficient or conforms to any law and/or governmental rule and/or regulation and further, no representation or warranty is made of merchantability or fitness for any particular purpose or against infringement of intellectual property rights.

In no event shall ETSI be held liable for loss of profits or any other incidental or consequential damages.

Any software contained in this deliverable is provided "AS IS" with no warranties, express or implied, including but not limited to, the warranties of merchantability, fitness for a particular purpose and non-infringement of intellectual property rights and ETSI shall not be held liable in any event for any damages whatsoever (including, without limitation, damages for loss of profits, business interruption, loss of information, or any other pecuniary loss) arising out of or related to the use of or inability to use the software.

---

**Copyright Notification**

No part may be reproduced or utilized in any form or by any means, electronic or mechanical, including photocopying and microfilm except as authorized by written permission of ETSI.

The content of the PDF version shall not be modified without the written authorization of ETSI.

The copyright and the foregoing restriction extend to reproduction in all media.

© ETSI 2022.  
All rights reserved.

---

# Intellectual Property Rights

## Essential patents

IPRs essential or potentially essential to normative deliverables may have been declared to ETSI. The declarations pertaining to these essential IPRs, if any, are publicly available for **ETSI members and non-members**, and can be found in ETSI SR 000 314: "*Intellectual Property Rights (IPRs); Essential, or potentially Essential, IPRs notified to ETSI in respect of ETSI standards*", which is available from the ETSI Secretariat. Latest updates are available on the ETSI Web server (<https://ipr.etsi.org/>).

Pursuant to the ETSI Directives including the ETSI IPR Policy, no investigation regarding the essentiality of IPRs, including IPR searches, has been carried out by ETSI. No guarantee can be given as to the existence of other IPRs not referenced in ETSI SR 000 314 (or the updates on the ETSI Web server) which are, or may be, or may become, essential to the present document.

## Trademarks

The present document may include trademarks and/or tradenames which are asserted and/or registered by their owners. ETSI claims no ownership of these except for any which are indicated as being the property of ETSI, and conveys no right to use or reproduce any trademark and/or tradename. Mention of those trademarks in the present document does not constitute an endorsement by ETSI of products, services or organizations associated with those trademarks.

**DECT™**, **PLUGTESTS™**, **UMTS™** and the ETSI logo are trademarks of ETSI registered for the benefit of its Members. **3GPP™** and **LTE™** are trademarks of ETSI registered for the benefit of its Members and of the 3GPP Organizational Partners. **oneM2M™** logo is a trademark of ETSI registered for the benefit of its Members and of the oneM2M Partners. **GSM®** and the GSM logo are trademarks registered and owned by the GSM Association.

---

# Legal Notice

This Technical Specification (TS) has been produced by ETSI 3rd Generation Partnership Project (3GPP).

The present document may refer to technical specifications or reports using their 3GPP identities. These shall be interpreted as being references to the corresponding ETSI deliverables.

The cross reference between 3GPP and ETSI identities can be found under <http://webapp.etsi.org/key/queryform.asp>.

---

# Modal verbs terminology

In the present document "**shall**", "**shall not**", "**should**", "**should not**", "**may**", "**need not**", "**will**", "**will not**", "**can**" and "**cannot**" are to be interpreted as described in clause 3.2 of the [ETSI Drafting Rules](#) (Verbal forms for the expression of provisions).

"**must**" and "**must not**" are **NOT** allowed in ETSI deliverables except when used in direct citation.

# Contents

|  |    |
|--|----|
| Intellectual Property Rights .....                                 | 2  |
| Legal Notice .....   | 2  |
| Modal verbs terminology.....                                       | 2  |
| Foreword.....  | 7  |
| 1 Scope .....  | 8  |
| 2 References .....   | 8  |
| 3 Definitions and abbreviations.....                               | 9  |
| 3.1 Definitions .....  | 9  |
| 3.2 Abbreviations .....  | 9  |
| 4 General .....  | 10 |
| 4.1 Overview .....   | 10 |
| 4.1.1 Short data service.....                                      | 10 |
| 4.1.2 File distribution.....                                       | 10 |
| 4.1.3 Void .....   | 11 |
| 4.1.4 IP Connectivity .....  | 11 |
| 4.2 Other considerations.....                                      | 11 |
| 5 Functional entities .....  | 11 |
| 5.1 General for MCDData functional entities .....                  | 11 |
| 5.1.1 SDS and FD .....   | 11 |
| 5.1.2 IP Connectivity .....  | 12 |
| 5.2 Functional entities for SDS .....                              | 12 |
| 5.3 Functional entities for FD.....                                | 12 |
| 5.4 Functional entities for IP Connectivity.....                   | 12 |
| 6 SDS media plane procedures.....                                  | 12 |
| 6.1 MCDData client procedures.....                                 | 12 |
| 6.1.1 Standalone SDS via media plane .....                         | 12 |
| 6.1.1.1 General .....  | 12 |
| 6.1.1.2 Procedures for the originating MCDData client.....         | 13 |
| 6.1.1.2.1 Handling MSRP connection .....                           | 13 |
| 6.1.1.2.2 Generate signalling payload .....                        | 14 |
| 6.1.1.2.3 Generate data payload .....                              | 14 |
| 6.1.1.2.4 Generate MSRP SEND for SDS message .....                 | 15 |
| 6.1.1.3 Procedures for the terminating MCDData client.....         | 15 |
| 6.1.1.3.1 Handling MSRP connection .....                           | 15 |
| 6.1.1.3.2 Handling received content and disposition requests ..... | 16 |
| 6.1.2 Short data during an SDS session .....                       | 16 |
| 6.1.2.1 General .....  | 16 |
| 6.1.2.2 Procedures for the originating MCDData client.....         | 17 |
| 6.1.2.2.1 Handling MSRP connection .....                           | 17 |
| 6.1.2.2.2 Void .....   | 17 |
| 6.1.2.2.3 Void .....   | 17 |
| 6.1.2.2.4 Void .....   | 17 |
| 6.1.2.3 Procedures for the terminating MCDData client.....         | 17 |
| 6.1.2.3.1 Handling MSRP connection .....                           | 17 |
| 6.1.2.3.2 Void .....   | 18 |
| 6.1.2.4 Sending SDS message.....                                   | 18 |
| 6.1.2.5 SDS Notification .....                                     | 18 |
| 6.1.2.5.1 Sending SDS Notification .....                           | 18 |
| 6.1.2.5.2 Generate SDS NOTIFICATION .....                          | 19 |
| 6.1.2.5.3 Generate MSRP SEND for SDS disposition notification..... | 19 |
| 6.1.2.6 Handling received content and disposition requests .....   | 20 |
| 6.2 Participating MCDData function procedures .....                | 20 |

|           |   |    |
|-----------|---|----|
| 6.2.1     | Standalone SDS via media plane .....                                    | 20 |
| 6.2.1.1   | General .....   | 20 |
| 6.2.1.2   | Establishing MSRP session to receive standalone SDS message .....       | 20 |
| 6.2.1.3   | Establish MSRP session to send standalone SDS message .....             | 20 |
| 6.2.1.4   | Procedures for the originating participating MCDData function .....     | 21 |
| 6.2.1.4.1 | Establish MSRP session with the originating MCDData client .....        | 21 |
| 6.2.1.4.2 | Establish MSRP session with the controlling MCDData function .....      | 21 |
| 6.2.1.4.3 | Handling of received MSRP messages .....                                | 21 |
| 6.2.1.5   | Procedures for the terminating participating MCDData function .....     | 21 |
| 6.2.1.5.1 | Establish MSRP session with the controlling MCDData function .....      | 21 |
| 6.2.1.5.2 | Establish MSRP session with the terminating MCDData client .....        | 21 |
| 6.2.1.5.3 | Handling of received MSRP messages .....                                | 21 |
| 6.2.2     | Short data during an SDS session .....                                  | 22 |
| 6.2.2.1   | General .....   | 22 |
| 6.2.2.2   | Establishing MSRP session to receive SDS message .....                  | 22 |
| 6.2.2.3   | Establish MSRP session to send SDS message .....                        | 22 |
| 6.2.2.4   | Procedures for the originating participating MCDData function .....     | 22 |
| 6.2.2.4.1 | Establish MSRP session with the originating MCDData client .....        | 22 |
| 6.2.2.4.2 | Establish MSRP session with the controlling MCDData function .....      | 22 |
| 6.2.2.4.3 | Handling of received MSRP messages .....                                | 22 |
| 6.2.2.5   | Procedures for the terminating participating MCDData function .....     | 23 |
| 6.2.2.5.1 | Establish MSRP session with the controlling MCDData function .....      | 23 |
| 6.2.2.5.2 | Establish MSRP session with the terminating MCDData client .....        | 23 |
| 6.2.2.5.3 | Handling of received MSRP messages .....                                | 23 |
| 6.3       | Controlling MCDData function procedures .....                           | 23 |
| 6.3.1     | Standalone SDS via media plane .....                                    | 23 |
| 6.3.1.1   | General .....   | 23 |
| 6.3.1.2   | Establishing MSRP session .....   | 23 |
| 6.3.1.2.1 | MSRP session establishment with originating MCDData client .....        | 23 |
| 6.3.1.2.2 | MSRP session establishment with terminating MCDData client .....        | 24 |
| 6.3.1.3   | Handling of received MSRP messages .....                                | 24 |
| 6.3.2     | Short data during SDS session .....                                     | 25 |
| 6.3.2.1   | General .....   | 25 |
| 6.3.2.2   | Establishing MSRP session .....   | 25 |
| 6.3.2.2.1 | MSRP session establishment with originating MCDData client .....        | 25 |
| 6.3.2.2.2 | MSRP session establishment with terminating MCDData client .....        | 25 |
| 6.3.2.3   | Handling of received MSRP messages .....                                | 26 |
| 6.4       | General .....   | 26 |
| 6.4.1     | Handling of MIME bodies in MSRP SEND messages .....                     | 26 |
| 6.5       | SDS delivery using MBMS .....   | 26 |
| 6.5.1     | General Description (non-normative) .....                               | 26 |
| 6.5.2     | Procedures for the terminating MCDData client .....                     | 27 |
| 6.5.2.1   | Handling the MSRP connection .....                                      | 27 |
| 6.5.2.2   | Receiving Map Group To Bearer and Unmap Group To Bearer .....           | 27 |
| 6.5.2.3   | Receiving media packets .....   | 27 |
| 6.5.3     | Procedures for the terminating MCDData participating function .....     | 28 |
| 6.5.3.1   | Establishing MSRP session .....   | 28 |
| 6.5.3.2   | Sending Map Group To Bearer and Unmap Group To Bearer .....             | 28 |
| 6.5.3.3   | Receiving media packets intended for a terminating MCDData client ..... | 28 |
| 7         | FD media plane procedures .....   | 29 |
| 7.1       | MCDData client procedures .....   | 29 |
| 7.1.1     | General .....   | 29 |
| 7.1.2     | Originating MCDData client procedures .....                             | 29 |
| 7.1.2.1   | Handling MSRP connection .....  | 29 |
| 7.1.3     | Terminating MCDData client procedures .....                             | 30 |
| 7.1.3.1   | Handling MSRP connection .....  | 30 |
| 7.1.3.2   | Handling received content and disposition requests .....                | 30 |
| 7.2       | Participating MCDData function procedures .....                         | 30 |
| 7.2.1     | General .....   | 30 |
| 7.2.2     | Establishing MSRP session to receive the file .....                     | 31 |
| 7.2.3     | Establish MSRP session to send the file .....                           | 31 |

|          |  |    |
|----------|--|----|
| 7.2.4    | Originating participating MCDData function procedures.....             | 31 |
| 7.2.4.1  | Establish MSRP session with the originating MCDData client .....       | 31 |
| 7.2.4.2  | Establish MSRP session with the controlling MCDData function.....      | 31 |
| 7.2.4.3  | Handling of received MSRP messages .....                               | 31 |
| 7.2.5    | Terminating participating MCDData function procedures .....            | 32 |
| 7.2.5.1  | Establish MSRP session with the controlling MCDData function.....      | 32 |
| 7.2.5.2  | Establish MSRP session with the terminating MCDData client .....       | 32 |
| 7.2.5.3  | Handling of received MSRP messages .....                               | 32 |
| 7.3      | Controlling MCDData function procedures .....                          | 32 |
| 7.3.1    | General.....   | 32 |
| 7.3.2    | Establishing MSRP session .....  | 32 |
| 7.3.2.1  | MSRP session establishment with originating MCDData client.....        | 32 |
| 7.3.2.2  | MSRP session establishment with terminating MCDData client.....        | 33 |
| 7.3.3    | Handling of received MSRP messages .....                               | 33 |
| 7.4      | FD using MBMS delivery via MB2 interface .....                         | 33 |
| 7.4.1    | General Description .....  | 33 |
| 7.4.2    | Procedures for the terminating MCDData client .....                    | 34 |
| 7.4.2.1  | Handling the MSRP connection.....                                      | 34 |
| 7.4.2.2  | Receiving Map Group To Bearer and Unmap Group To Bearer.....           | 34 |
| 7.4.2.3  | Receiving media packets.....   | 34 |
| 7.4.3    | Procedures for the terminating MCDData participating function.....     | 35 |
| 7.4.3.1  | Establishing MSRP sessions .....                                       | 35 |
| 7.4.3.2  | Sending Map Group To Bearer and Unmap Group To Bearer.....             | 35 |
| 7.4.3.3  | Receiving media packets intended for a terminating MCDData client..... | 35 |
| 8        | Communication release media plane procedures .....                     | 36 |
| 9        | Coding .....   | 36 |
| 9.1      | General .....  | 36 |
| 9.2      | SDS specific messages .....  | 36 |
| 10       | Media plane security aspects.....                                      | 36 |
| 10.1     | General .....  | 36 |
| 10.2     | Derivation of master keys for media and media control.....             | 37 |
| 10.3     | Protection of media and media control and authentication of media..... | 37 |
| 10.3.1   | General.....   | 37 |
| 10.3.2   | The MCDData client.....  | 37 |
| 10.3.3   | The participating MCDData function .....                               | 38 |
| 10.3.4   | The controlling MCDData function.....                                  | 38 |
| 11       | Communication using MBMS.....  | 38 |
| 11.1     | Control messages sent over MBMS bearers.....                           | 38 |
| 11.1.1   | General.....   | 38 |
| 11.1.2   | SRTCP: APP format for control messages sent over MBMS bearers .....    | 39 |
| 11.1.3   | Application specific data field .....                                  | 39 |
| 11.2     | MBMS Subchannel Control .....  | 40 |
| 11.2.1   | General.....   | 40 |
| 11.2.2   | MBMS subchannel control messages .....                                 | 40 |
| 11.2.3   | MBMS subchannel control specific fields .....                          | 41 |
| 11.2.3.1 | Introduction.....  | 41 |
| 11.2.3.2 | MCDData Group ID field .....   | 41 |
| 11.2.3.3 | MBMS Subchannel field.....   | 41 |
| 11.2.3.4 | TMGI field.....  | 42 |
| 11.2.3.5 | Monitoring state.....  | 43 |
| 11.2.4   | Map Group To Bearer message .....                                      | 43 |
| 11.2.5   | Unmap Group To Bearer message.....                                     | 44 |
| 11.2.6   | Application Paging message .....                                       | 45 |
| 11.2.7   | Bearer Announcement message.....                                       | 45 |
| 11.2.8   | Handling of unknown messages and fields.....                           | 46 |
| 12       | Pre-established session media plane procedures .....                   | 46 |
| 12.1     | MCDData client procedure .....   | 46 |
| 12.2     | Participating MCDData function procedure.....                          | 46 |

|  |  |           |
|--|--|-----------|
| 13   | IP Connectivity media plane procedures .....           | 46        |
| 13.1   | IP Connectivity client procedures .....                | 46        |
| 13.1.1   | General.....   | 46        |
| 13.1.2   | Originating MCDData client procedures .....            | 47        |
| 13.1.3   | Terminating MCDData client procedures.....             | 47        |
| 13.2   | Participating MCDData function procedures .....        | 47        |
| 13.3   | Controlling MCDData function procedures .....          | 47        |
| 13.4   | Encapsulation of the user data in the GRE tunnel ..... | 47        |
| <b>Annex A (informative): Change history .....</b> |  | <b>49</b> |
| History .....                                      |  | 50        |

---

# Foreword

This Technical Specification has been produced by the 3rd Generation Partnership Project (3GPP).

The contents of the present document are subject to continuing work within the TSG and may change following formal TSG approval. Should the TSG modify the contents of the present document, it will be re-released by the TSG with an identifying change of release date and an increase in version number as follows:

Version x.y.z

where:

- x the first digit:
  - 1 presented to TSG for information;
  - 2 presented to TSG for approval;
  - 3 or greater indicates TSG approved document under change control.
- y the second digit is incremented for all changes of substance, i.e. technical enhancements, corrections, updates, etc.
- z the third digit is incremented when editorial only changes have been incorporated in the document.



---

# 1 Scope

The present document specifies the media plane control protocols and interactions with the media needed to support Mission Critical Data (MCData) services, which are IP Connectivity, Short Data Service (SDS) and File Distribution (FD).

Mission critical communication services are services that require preferential handling compared to normal telecommunication services, e.g. in support of police or fire brigade.

The MCData service and its associated media plane control protocols can be used for public safety applications and also for general commercial applications (e.g., utility companies and railways).

The present document is applicable to User Equipment (UE) supporting MCData client functionality and to servers in the MCData system.

---

# 2 References

The following documents contain provisions which, through reference in this text, constitute provisions of the present document.

- References are either specific (identified by date of publication, edition number, version number, etc.) or non-specific.
- For a specific reference, subsequent revisions do not apply.
- For a non-specific reference, the latest version applies. In the case of a reference to a 3GPP document (including a GSM document), a non-specific reference implicitly refers to the latest version of that document *in the same Release as the present document*.

- [1] 3GPP TR 21.905: "Vocabulary for 3GPP Specifications".
- [2] 3GPP TS 23.282: "Functional architecture and information flows to support Mission Critical Data (MCData) Stage-2".
- [3] 3GPP TS 23.280: "Common functional architecture to support mission critical services Stage-2".
- [4] 3GPP TS 24.481: "Mission Critical Services (MCS) group management; Protocol Specifications".
- [5] 3GPP TS 24.482: "Mission Critical Services (MCS) identity management; Protocol Specifications".
- [6] 3GPP TS 24.483: "Mission Critical Services (MCS) Management Object (MO)".
- [7] 3GPP TS 24.484: "Mission Critical Services (MCS) configuration management; Protocol Specifications".
- [8] 3GPP TS 24.282: "Mission Critical Services (MCS) signalling control; Protocol Specifications".
- [9] IETF RFC 2046 (November 1996): "Multipurpose Internet Mail Extensions (MIME) Part Two: Media Types".
- [10] IETF RFC 4122 (July 2005): "A Universally Unique Identifier (UUID) URN Namespace".
- [11] IETF RFC 4975 (September 2007): "The Message Session Relay Protocol (MSRP)".
- [12] IETF RFC 6135 (February 2011): "An Alternative Connection Model for the Message Session Relay Protocol (MSRP)".
- [13] IETF RFC 6714 (August 2012): "Connection Establishment for Media Anchoring (CEMA) for the Message Session Relay Protocol (MSRP)".
- [14] IETF RFC 4976 (September 2007): "Relay Extensions for the Message Session Relay Protocol (MSRP)".

- [15] 3GPP TS 33.180: "Security of mission critical services".
- [16] IETF RFC 3550 (July 2003): "RTP: A Transport Protocol for Real-Time Applications".
- [17] IETF RFC 3711 (March 2004): "The Secure Real-time Transport Protocol (SRTP)".
- [18] 3GPP TS 24.008: "Mobile radio interface Layer 3 specification; Core network protocols; Stage 3".
- [19] IETF RFC 2784 (March 2000): "Generic Routing Encapsulation (GRE)".
- [20] IETF RFC 2790 (September 2000): "Key and Sequence Number Extensions to GRE".
- [21] IETF RFC 791 (September 1981) "INTERNET PROTOCOL".
- [22] IETF RFC 8200 (July 2017) "Internet Protocol, Version 6 (IPv6) Specification".

---

## 3 Definitions and abbreviations

### 3.1 Definitions

For the purposes of the present document, the terms and definitions given in 3GPP TR 21.905 [1] and the following apply. A term defined in the present document takes precedence over the definition of the same term, if any, in 3GPP TR 21.905 [1].

**example:** text used to clarify abstract rules by applying them literally.

### 3.2 Abbreviations

For the purposes of the present document, the abbreviations given in 3GPP TR 21.905 [1] and the following apply. An abbreviation defined in the present document takes precedence over the definition of the same abbreviation, if any, in 3GPP TR 21.905 [1].

|         |  |
|---------|--|
| CSK     | Client-Server Key                        |
| CSK-ID  | Client-Server Key Identifier             |
| DPCK    | MCDATA Payload Cipher Key                |
| DPCK-ID | MCDATA Payload Cipher Key Identifier     |
| DPKK    | MCDATA Payload Protection Key            |
| DPKK-ID | MCDATA Payload Protection Key Identifier |
| FD      | File Distribution                        |
| GMK     | Group Master Key                         |
| GMK-ID  | Group Master Key Identifier              |
| GRE     | Generic Routing Encapsulation            |
| KMS     | Key Management Server                    |
| KPAK    | KMS Public Authentication Key            |
| PCK     | Private Call Key                         |
| PCK-ID  | Private Call Key Identifier              |
| PVT     | Public Validation Token                  |
| SDS     | Short Data Service                       |
| SPK     | Signalling Protection Key                |
| SPK-ID  | Signalling Protection Key Identifier     |
| SSK     | Secret Signing Key                       |

---

## 4 General

### 4.1 Overview

#### 4.1.1 Short data service

The media plane control procedures, both for one-to-one and group short data services, take place for on-network only, when standalone short data is sent using media plane or when the short data is sent after an SDS session is established. In both cases the media plane is established as specified in 3GPP TS 24.282 [8].

The media plane uses the MSRP protocol as specified in RFC 4975 [11], RFC 4976 [14], RFC 6135 [12], and RFC 6714 [13].

In a standalone SDS using media plane, a single SDS message is sent by the originating MCDData client as specified in this document. The procedure is terminated as specified in 3GPP TS 24.282 [8].

When an SDS session is established any MCDData client with appropriate permissions, which participates this SDS session, can initiate the transmission of an SDS message until the termination of the SDS session. The termination of an SDS session is specified in 3GPP TS 24.282 [8].

An SDS message sent using media plane is carried in the body of an MSRP SEND request. The media control parameters and the data of an SDS message are carried in separate bodies in the same MSRP SEND request.

The Conversation ID, the Message ID, the optional InReplyTo message ID, the optional SDS disposition request type and the optional Application identifier are communicated by the MCDData client which sends the SDS message in the media control part of the body in the MSRP SEND request. The data is carried in a separate body of the MSRP SEND request.

For standalone SDS using media plane, the disposition notification is communicated as specified in 3GPP TS 24.282 [8].

For SDS during an SDS session the disposition notification is communicated using the procedures specified in the current document until the SDS session is terminated. After the termination of the SDS session the disposition notification, if any, is communicated as specified in 3GPP TS 24.282 [8].

#### 4.1.2 File distribution

The media plane control procedures, both for one-to-one and group file distribution using media plane, take place for on-network only. The media plane for FD is established as specified in 3GPP TS 24.282 [8].

The media plane uses the MSRP protocol as specified in RFC 4975 [11], RFC 4976 [14], RFC 6135 [12], and RFC 6714 [13].

A file is sent using media plane by the originating MCDData client as specified in this document. The procedure is terminated as specified in 3GPP TS 24.282 [8].

The Conversation ID, the Message ID, the optional InReplyTo message ID, the optional FD disposition request type, the optional Application ID, the optional Mandatory download and the optional Metadata are communicated by the MCDData client which sends the file using the procedures specified in 3GPP TS 24.282 [8] while establishing the media plane.

The file is carried in the body of the MSRP SEND request as specified in this document.

The disposition notification is communicated as specified in 3GPP TS 24.282 [8].

### 4.1.3 Void

### 4.1.4 IP Connectivity

The media plane control procedures for one-to-one IP Connectivity service using media plane, take place for on-network only. The media plane for IP Connectivity is established and terminated as specified in 3GPP TS 24.282 [8].

The media plane uses the IP protocol as specified in RFC 791 [21] and RFC 8200 [22].

The IP Connectivity media plane is established by the originating MCDData client as specified in this document.

IP Connectivity provides a media plane for exchange of any kind of IP data between IP applications. Once the media plane is established along with IP Connectivity the IP applications can exchange IP data.

## 4.2 Other considerations

When an SDS message is sent using media plane, the body included in the MSRP SEND request, which carries media control information or which carries notification information, is protected between each entity separately if protection is applied. On the other hand the body included in the MSRP SEND request which carries the data is end to end protected. The procedures for the protection of the media control information or notification or of the data are specified in this document.

When a file is sent using media plane, the file or file portion, included in the body of the MSRP SEND request, is end to end protected. The procedure for the protection of the file is specified in this document.

---

## 5 Functional entities

### 5.1 General for MCDData functional entities

#### 5.1.1 SDS and FD

Media plane control is conducted between the MCDData server and MCDData UE. MCDData server has capability functions for SDS and FD. MCDData UE incorporates the MCDData client. MCDData user or MCDData user application may feed or consume data transmitted or received via the capability functions in the MCDData client. The capability function in the MCDData client provides SDS and FD services.

The capability functions of the MCDData server are specified for the controlling MCDData function and the participating MCDData function. The capability functions of the MCDData UE are specified for the MCDData client.

Data to be transmitted either by the MCDData user or by a MCDData user application using media plane shall be transmitted by the MCDData client to the participating MCDData function. The participating MCDData function shall forward the data to the controlling MCDData function. The controlling MCDData function shall distribute the data to the destination MCDData client for one-to-one MCDData service and to the MCDData clients of the affiliated group members for group MCDData service via the participating MCDData functions serving each destination MCDData client. A participating MCDData function may serve one or more MCDData clients. Based on deployment, controlling MCDData function may be in communication with zero, one or more participating MCDData functions. If a participating MCDData function is collocated with the controlling MCDData function, the controlling MCDData function may perform the functions of this co-located participating MCDData function. In this case the controlling MCDData function and this co-located participating MCDData function shall act as a single entity.

In the media plane the MCDData client and the controlling MCDData function shall act as MSRP clients. If and when a participating MCDData function is in the communication path as a separate entity between the controlling MCDData function and one or more MCDData clients, it shall act as an MSRP relay.

## 5.1.2 IP Connectivity

IP Connectivity provides a media plane for exchange of any kind of IP data between IP applications. These IP applications may reside on external non-3GPP hosts connected via an IP interface to the MCDData UE that incorporates the MCDData client, or they may be running on the MCDData UE. The participating MCDData and the controlling MCDData functions shall be in the path of the data exchange between the authorized MC Data users.

## 5.2 Functional entities for SDS

The capability function for SDS for media plane in the MCDData server is composed of SDS distribution function and the Transmission/Reception control. In the media plane the functions of SDS distribution and the Transmission/Reception control are specified for the controlling MCDData function and the participating MCDData function. The functions of the SDS are specified for the SDS function in MCDData client.

For SDS, data is composed of short data in the form of text, hypertext, binary string or location information. Short data generated in the MCDData client and sent using media plane follows the path for the originating MCDData client to the terminating MCDData clients as explained in clause 5.1.1.

## 5.3 Functional entities for FD

The capability function for FD for media plane in the MCDData server is composed of FD function and the Transmission/Reception control. The file distribution over media plane functionalities in the MCDData server are specified for the controlling MCDData function and the participating MCDData function. The functions of the FD are specified for the FD function in the MCDData client.

For FD, data is composed of a file. A file provided at the MCDData client and sent using media plane follows the path from the originating MCDData client to the terminating MCDData clients as explained in clause 5.1.1.

## 5.4 Functional entities for IP Connectivity

For IP Connectivity, the transmitted data may consist of any kind of IP data. IP Connectivity data sent by the MCDData client using media plane follows the path from the originating MCDData client to the terminating MCDData client as explained in clause 5.1.2.

---

# 6 SDS media plane procedures

## 6.1 MCDData client procedures

### 6.1.1 Standalone SDS via media plane

#### 6.1.1.1 General

In a standalone SDS via media plane, upon receiving an SDS request from the user or user application the originating MCDData client establishes the media plane as specified in 3GPP TS 24.282 [8]. When the media plane is established a conversation ID is associated with this SDS message.

For the procedures in clause 6.1.1.2 it is assumed that it has been verified that:

1. if standalone one to one SDS using media plane is initiated:
  - a. the MCDData client is allowed to transmit data;
  - b. the size of the SDS message is less than or equal to maximum amount of data that the MCDData user can transmit in a single request during one-to-one communication; and
  - c. the size of the SDS message is less than or equal to maximum data size for SDS;

2. if standalone group SDS using media plane is initiated:
  - a. the MCDData client is allowed to transmit data in this group;
  - b. the size of the SDS message is less than or equal to maximum amount of data that the MCDData user can transmit in a single request during group communication; and
  - c. the size of the SDS message is less than or equal to maximum data size for SDS; and
3. the size of the short data including the media plane information elements is larger than the allowed limits over MCDData-SDS-1 interface using SIP reference points.

before the media plane establishment is initiated as specified in 3GPP TS 24.282[8]:

The procedures in clause 6.1.1.2 and clause 6.1.1.3 are applicable for one-to-one and group standalone SDS using media plane.

## 6.1.1.2 Procedures for the originating MCDData client

### 6.1.1.2.1 Handling MSRP connection

Upon receiving an indication to establish MSRP connection for standalone SDS using media plane as the originating client, the MCDData client:

1. shall act as an MSRP client according to IETF RFC 6135 [12];
2. shall act according to IETF RFC 6135 [12], as:
  - a. an "active" endpoint, if a=setup attribute in the received SDP answer is set to "passive"; and
  - b. an "passive" endpoint, if a=setup attribute in the received SDP answer is set to "active";
3. shall establish the MSRP connection according to the MSRP connection parameters in the SDP answer received in the SIP 200 (OK) response according to IETF RFC 4975 [11]; and
4. if acting as an "active" endpoint, shall send an empty MSRP SEND request to bind the MSRP connection to the MSRP session from the perspective of the passive endpoint according to the rules and procedures of IETF RFC 4975 [11] and IETF RFC 6135 [12].

On receiving MSRP 200 (OK) response to the first MSRP SEND request, the MCDData client:

1. shall generate a SDS SIGNALLING PAYLOAD as specified in clause 6.1.1.2.2;
2. shall generate a SDS DATA PAYLOAD as specified in clause 6.1.1.2.3;
3. shall include the SDS SIGNALLING PAYLOAD and SDS DATA PAYLOAD in an MSRP SEND request as specified in clause 6.1.1.2.4; and
4. shall send the MSRP SEND request on the established MSRP connection.

If MSRP chunking is not used then on receipt of a 200 (OK) response, the MCDData client shall terminate the SIP session as specified in 3GPP TS 24.282 [8].

If MSRP chunking is used, the MCDData client:

1. shall send further MSRP SEND requests as necessary;
2. shall wait for a 200 (OK) response to each MSRP SEND request sent; and
3. on receipt of the last 200 (OK) response shall terminate the SIP session as specified in 3GPP TS 24.282 [8].

On receiving a non-200 MSRP response to the MSRP SEND request the MCDData client shall handle the error as specified in IETF RFC 4975 [11]. To terminate the MSRP session, the MCDData client:

1. if there are further MSRP chunks to send, shall abort transmission of these further MSRP chunks;
2. shall indicate to MCDData user that the SDS message could not be sent; and

3. shall terminate the SIP session as specified in 3GPP TS 24.282 [8].

On receiving an indication to terminate the session from the signalling plane, the MCDData client:

1. if there are further MSRP chunks to send, shall abort transmission of these further MSRP chunks and may indicate to MCDData user that the SDS message could not be sent.

#### 6.1.1.2.2 Generate signalling payload

In order to generate an SDS signalling payload, the MCDData client:

1. shall generate an SDS SIGNALLING PAYLOAD message as specified in 3GPP TS 24.282 [8]; and
2. shall include the SDS SIGNALLING PAYLOAD message in an application/vnd.3gpp.mcdata-signalling MIME body as specified in 3GPP TS 24.282 [8]; and

When generating a an SDS SIGNALLING PAYLOAD message, the MCDData client:

1. shall generate a SDS SIGNALLING PAYLOAD message as defined in 3GPP TS 24.282 [8]. In the SDS SIGNALLING PAYLOAD message, the MCDData client:
  - a. may include and set the Disposition request type IE to:
    - i. "DELIVERY", if only delivery disposition is requested;
    - ii. "READ", if only read disposition is requested; or
    - iii. "DELIVERY AND READ", if both delivery and read dispositions are requested;
  - b. shall set Date and time IE to current UTC time;
  - c. shall set Conversation ID IE to a universally unique message ID generated as per IETF RFC 4122 [10];
  - d. shall set Message ID IE to a universally unique message ID generated as per IETF RFC 4122 [10];
  - e. if indicated that the SDS message is in reply to another SDS message then, shall include the Reply ID IE set to the message identifier of the indicated SDS message;
  - f. if indicated that the target recipient of the SDS message is an application then, shall set Application Identifier IE to the application identifier; and
  - g) shall set the Sender MCDData user ID to its own MCDData user ID as specified in clause 15.2.15 of 3GPP TS 24.282 [8].

#### 6.1.1.2.3 Generate data payload

In order to generate SDS data payload, the MCDData client:

1. shall generate a DATA PAYLOAD message as specified in 3GPP TS 24.282 [8]; and
2. shall include the DATA PAYLOAD message in an application/vnd.3gpp.mcdata-payload MIME body as specified in 3GPP TS 24.282 [8].

When generating a a DATA PAYLOAD message, the MCDData client:

1. shall generate a SDS DATA PAYLOAD message as defined in 3GPP TS 24.282 [8]. In the SDS DATA PAYLOAD message, the MCDData client:
  - a. shall set Number of payloads IE to the total number of payloads being sent; and
  - b. for each payload, shall include Payload IE. In the Payload IE:
    - i. shall set Payload content type to "TEXT", or "BINARY", or "HYPERLINKS", or "LOCATION" according to the payload type; and
    - ii. shall set Payload data IE to actual payload.

#### 6.1.1.2.4 Generate MSRP SEND for SDS message

The MCDData client shall take the procedures in clause 6.4.1 into consideration when generating MSRP SEND messages.

The MCDData client shall generate MSRP SEND for SDS message requests according to IETF RFC 4975 [11].

When generating an MSRP SEND for SDS message request containing an SDS SIGNALLING PAYLOAD message and an SDS DATA PAYLOAD message, the MCDData client

1. shall set To-Path header according to the MSRP URI(s) received in the answer SDP;
2. shall include two MIME bodies in accordance with clause 6.4.1 where:
  - a. in the first body the Content-Type header field is set to "application/vnd.3gpp.mcdata-signalling" and the generated SDS SIGNALLING PAYLOAD message is included; and
  - b. in the second body the Content-Type header field is set to "application/vnd.3gpp.mcdata-payload" and the generated SDS DATA PAYLOAD message is included.

When generating an MSRP SEND for SDS message request containing only an SDS DATA PAYLOAD message, the MCDData client:

1. shall set To-Path header according to the MSRP URI(s) received in the answer SDP;
2. shall set the Content-Type as "application/vnd.3gpp.mcdata-payload"; and
3. shall set the body of the MSRP SEND request to the generated SDS DATA PAYLOAD message.

When generating an MSRP SEND for SDS message request containing only an SDS SIGNALLING PAYLOAD, the MCDData client:

1. shall set To-Path header according to the MSRP URI(s) received in the answer SDP;
2. shall set the Content-Type as "application/vnd.3gpp.mcdata-signalling"; and
3. shall set the body of the MSRP SEND request to the generated SDS SIGNALLING PAYLOAD message.

#### 6.1.1.3 Procedures for the terminating MCDData client

##### 6.1.1.3.1 Handling MSRP connection

Upon receiving an indication to establish MSRP connection for standalone SDS using media plane as the terminating client, the MCDData client:

1. shall act as an MSRP client according to IETF RFC 6135 [12];
2. shall act either as an active endpoint or as a passive endpoint to open the transport connection, according to IETF RFC 6135 [12];
3. shall establish the MSRP connection according to the MSRP connection parameters in the SDP offer received in the SIP INVITE request according to IETF RFC 4975 [11];
4. if acting as an "active" endpoint, shall send an empty MSRP SEND request to bind the MSRP connection to the MSRP session from the perspective of the passive endpoint according to the rules and procedures of IETF RFC 4975 [11] and IETF RFC 6135 [12];

Once the MSRP connection is established, the MCDData client:

1. on receipt of an MSRP request in an MSRP session, shall follow the rules and procedures defined in IETF RFC 4975 [11] and in IETF RFC 6714 [13];
2. If an MSRP SEND request indicates the use of chunking, shall wait until all further MSRP SEND requests for the remaining chunks have been received and shall reassemble the entire set of MSRP requests into the MCDData standalone message before delivering the content to the application; and



3. shall handle the received content as described in clause 6.1.1.3.2.

#### 6.1.1.3.2 Handling received content and disposition requests

The MCDData client:

1. shall decode the contents of the application/vnd.3gpp.mcdata-signalling MIME body;
2. shall decode the contents of the application/vnd.3gpp.mcdata-payload MIME body;
3. if the SDS SIGNALLING PAYLOAD message contains a new Conversation ID, shall instantiate a new conversation with the Message ID in the SDS SIGNALLING PAYLOAD identifying the first message in the conversation thread;
4. if the SDS SIGNALLING PAYLOAD message contains an existing Conversation ID and:
  - a. if the SDS SIGNALLING PAYLOAD message does not contain an InReplyTo Message ID, shall use the Message ID in the SDS SIGNALLING PAYLOAD to identify a new message in the existing conversation thread; and
  - b. if the SDS SIGNALLING PAYLOAD message contains an InReplyTo Message ID, shall associate the message to an existing message in the conversation thread as identified by the InReplyTo Message ID in the SDS SIGNALLING PAYLOAD and use the Message ID in the SDS SIGNALLING PAYLOAD to identify the new message;
5. shall identify the number of Payload IEs in the DATA PAYLOAD message from the Number of Payloads IE in the DATA PAYLOAD message;
6. if the SDS SIGNALLING PAYLOAD message does not contain an Application identifier IE:
  - a. shall determine that the payload contained in the DATA PAYLOAD message is for user consumption;
  - b. may notify the MCDData user; and
  - c. shall render the contents of the Payload IE(s) to the MCDData user;
7. if the SDS SIGNALLING PAYLOAD message contains an Application identifier IE:
  - a. shall determine that the payload contained in the DATA PAYLOAD message is not for user consumption;
  - b. shall not notify the MCDData user;
  - c. if the Application identifier value is unknown, shall discard the SDS message; and
  - d. if the Application identifier value is known, shall deliver the contents of the Payload IE(s) to the identified application; and
8. if SDS Disposition request type IE is present in the SDS SIGNALLING PAYLOAD message received in clause 6.1.1.3.1 then, shall send a disposition notification as described in 3GPP TS 24.282 [8] clause 9.2.1.3.

### 6.1.2 Short data during an SDS session

#### 6.1.2.1 General

In a SDS session, upon receiving an SDS request from the user or user application the originating MCDData client establishes the media plane as specified in 3GPP TS 24.282 [8].

The procedure in clause 6.1.2.2 and clause 6.1.2.3 are applicable for one-to-one and group SDS session.

Any MCDData user with appropriate permissions, originator of the SDS session or not, can send a SDS message during the SDS session.

A client which is not permitted to transmit data should not use the procedure in clause 6.1.2.2 and clause 6.1.2.3.

## 6.1.2.2 Procedures for the originating MCDData client

### 6.1.2.2.1 Handling MSRP connection

Upon receiving an indication to establish MSRP connection for SDS session as the originating MCDData client, the MCDData client:

1. shall act as an MSRP client according to IETF RFC 6135 [12];
2. shall act according to IETF RFC 6135 [12], as:
  - a. an "active" endpoint, if a=setup attribute in the received SDP answer is set to "passive"; and
  - b. an "passive" endpoint, if a=setup attribute in the received SDP answer is set to "active";
3. shall establish the MSRP connection according to the MSRP connection parameters in the SDP answer received in the SIP 200 (OK) response according to IETF RFC 4975 [11];
4. if acting as an "active" endpoint, shall send an empty MSRP SEND request to bind the MSRP connection to the MSRP session from the perspective of the passive endpoint according to the rules and procedures of IETF RFC 4975 [11] and IETF RFC 6135 [12];

Once the MSRP session is established, the MCDData client:

1. on receipt of an MSRP request in the MSRP session, shall follow the rules and procedures defined in IETF RFC 4975 [11] and in IETF RFC 6714 [13];
2. If an MSRP SEND request indicates the use of chunking, shall wait until all further MSRP SEND requests for the remaining chunks have been received and shall reassemble the entire set of MSRP requests into the MCDData SDS message before delivering the content to the application; and
3. shall handle the received content as described in clause 6.1.2.6.

On receiving MSRP 200 (OK) response to the first MSRP SEND request, the MCDData client can generate and send an SDS message as specified in clause 6.1.2.4, or can generate and send an SDS disposition notification for a received SDS message as specified in clause 6.1.2.5, if requested.

Received content and disposition requests shall be handled as specified in clause 6.1.2.6.

6.1.2.2.2 Void

6.1.2.2.3 Void

6.1.2.2.4 Void

## 6.1.2.3 Procedures for the terminating MCDData client

### 6.1.2.3.1 Handling MSRP connection

Upon receiving an indication to establish MSRP connection for SDS session as the terminating MCDData client, the MCDData client:

1. shall act as an MSRP client according to IETF RFC 6135 [12];
2. shall act either as an active endpoint or as a passive endpoint to open the transport connection, according to IETF RFC 6135 [12];
3. shall establish the MSRP connection according to the MSRP connection parameters in the SDP offer received in the SIP INVITE request according to IETF RFC 4975 [11];
4. if acting as an "active" endpoint, shall send an empty MSRP SEND request to bind the MSRP connection to the MSRP session from the perspective of the passive endpoint according to the rules and procedures of IETF RFC 4975 [11] and IETF RFC 6135 [12];

Once the MSRP session is established, the MCDData client:

1. on receipt of an MSRP request in the MSRP session, shall follow the rules and procedures defined in IETF RFC 4975 [11] and in IETF RFC 6714 [13];
2. If an MSRP SEND request indicates the use of chunking, shall wait until all further MSRP SEND requests for the remaining chunks have been received and shall reassemble the entire set of MSRP requests into the MCDData SDS message before delivering the content to the application; and
3. shall handle the received content as described in clause 6.1.2.6.

On receiving MSRP 200 (OK) response to the first MSRP SEND request sent as "active" endpoint, or after sending MSRP 200 (OK) response to the first MSRP SEND request received as "passive" endpoint, the MCDData client can generate and send an SDS message as specified in clause 6.1.2.4, or can generate and send an SDS disposition notification for a received SDS message as specified in clause 6.1.2.5, if requested.

Received content and disposition requests shall be handled as specified in clause 6.1.2.6.

#### 6.1.2.3.2 Void

### 6.1.2.4 Sending SDS message

An MCDData client is allowed to send an one-to-one SDS message only if

1. the <allow-transmit-data> element of an <actions> element is present with a value "true" (see the MCDData user profile document in 3GPP TS 24.484 [7]);
2. the size of the SDS message is less than or equal to the value of the <max-data-size-sds-bytes> element in the MCDData service configuration document as specified in 3GPP TS 24.484 [7]; and
3. the size of the SDS message is less than or equal to the value of <MaxData1To1> element of the MCDData user profile document (see the MCDData user profile document in 3GPP TS 24.484 [7]).

An MCDData client is allowed to send a group SDS message only if

1. the <mcddata-allow-transmit-data-in-this-group> element of an <action> element is present with a value "true" as defined in the MCDData group document for this MCDData group as specified in 3GPP TS 24.481 [4];
2. the size of the SDS message is less than or equal to the value contained in the <mcddata-on-network-max-data-size-for-sds> as defined in the MCDData group document for this MCDData group as specified in 3GPP TS 24.481 [4]; and
3. the size of the SDS message is less than or equal to the value contained in the <mcddata-max-data-in-single-request> element of the <entry> element of the MCDData group document for this MCDData group as specified in 3GPP TS 24.481 [11].

If the above mentioned conditions satisfy, the MCDData client:

1. shall generate a SDS SIGNALLING PAYLOAD as specified in clause 6.1.1.2.2;
2. shall generate a SDS DATA PAYLOAD as specified in clause 6.1.1.2.3;
3. shall include the SDS SIGNALLING PAYLOAD and SDS DATA PAYLOAD in an MSRP SEND request as specified in clause 6.1.1.2.4, with the following clarification;
  - a. shall set To-Path header according to the MSRP URI in the received SDP; and
4. shall send the MSRP SEND request on the established MSRP connection.

### 6.1.2.5 SDS Notification

#### 6.1.2.5.1 Sending SDS Notification

To send an SDS disposition notification, the MCDData client:

1. shall generate a SDS NOTIFICATION as specified in clause 6.1.2.5.2;
2. shall include the SDS NOTIFICATION in an MSRP SEND request as specified in clause 6.1.2.5.3, with the following clarification;
  - a. shall set To-Path header according to the MSRP URI in the received SDP; and
3. shall send the MSRP SEND request on the established MSRP connection.

If MSRP chunking is used, the MCDData client:

1. shall send further MSRP SEND requests as necessary.

On receiving a non-200 MSRP response to the MSRP SEND request the MCDData client shall handle the error as specified in IETF RFC 4975 [11]. To terminate the MSRP session, the MCDData client:

1. if there are further MSRP chunks to send, shall abort transmission of these further MSRP chunks; and
2. shall indicate to MCDData user that the SDS message or the SDS disposition notification could not be sent.

#### 6.1.2.5.2 Generate SDS NOTIFICATION

In order to generate an SDS notification, the MCDData client:

1. shall generate an SDS NOTIFICATION message as specified in 3GPP TS 24.282 [8]; and
2. shall include the SDS NOTIFICATION message in an application/vnd.3gpp.mcdata-signalling MIME body as specified in 3GPP TS 24.282 [8].

When generating an SDS NOTIFICATION message, the MCDData client:

1. if sending a delivered notification, shall set the SDS disposition notification type IE as "DELIVERED";
2. if sending a read notification, shall set the SDS disposition notification type IE as "READ";
3. if sending a delivered and read notification, shall set the SDS disposition notification type IE as "DELIVERED AND READ";
4. if the SDS message could not be delivered to the user or application (e.g. due to lack of storage), shall set the SDS disposition notification type IE as "UNDELIVERED";
5. shall set the Date and time IE to the current time;
6. shall set the Conversation ID to the value of the Conversation ID that was received in the SDS message;
7. shall set the Message ID to the value of the Message ID that was received in the SDS message;
8. if the SDS message was destined for the user, shall not include an Application ID IE;
9. if the SDS message was destined for an application, shall include an Application ID IE set to the value of the Application ID that was included in the SDS message; and
10. shall set the Sender MCDData user ID to its own MCDData user ID as specified in clause 15.2.15 of 3GPP TS 24.282 [8].

#### 6.1.2.5.3 Generate MSRP SEND for SDS disposition notification

The MCDData client shall generate MSRP SEND requests for SDS disposition notification according to IETF RFC 4975 [11].

When generating an MSRP SEND request for SDS disposition notification containing an SDS NOTIFICATION message, the MCDData client

1. shall set To-Path header according to the MSRP URI(s) received in the answer SDP;
2. shall set the content type as Content-Type = "application/vnd.3gpp.mcdata-signalling"; and

3. shall set the body of the MSRP SEND request to the generated SDS NOTIFICATION message.

### 6.1.2.6 Handling received content and disposition requests

Upon receiving an SDS message, the MCDData client:

1. shall follow the procedure defined in clause 6.1.1.3.2, with the following clarification:
  - a. if SDS Disposition request type IE is present in the received SDS SIGNALLING PAYLOAD message then, shall send an SDS disposition notification as described in clause 6.1.2.5.

Upon receiving an SDS disposition notification, the MCDData client:

1. shall decode the contents of the application/vnd.3gpp.mcdata-signalling MIME body; and
2. shall deliver the notification to the user or application.

## 6.2 Participating MCDData function procedures

### 6.2.1 Standalone SDS via media plane

#### 6.2.1.1 General

For a standalone SDS via media plane, the media plane is established between the originating MCDData client and the originating participating MCDData function, the originating participating MCDData function and the controlling MCDData function, the controlling MCDData function and the terminating participating MCDData function(s) and each terminating participating MCDData function and the terminating MCDData client(s) as specified in 3GPP TS 24.282 [8].

The procedures in clause 6.2.1.4 and clause 6.2.1.5 are applicable for one-to-one and group standalone SDS using media plane.

#### 6.2.1.2 Establishing MSRP session to receive standalone SDS message

To receive a SDS message over MSRP, the participating MCDData function:

1. shall act according to IETF RFC 6135 [12], as:
  - a. an "passive" endpoint, if a=setup attribute in the sent SDP answer was set to "passive"; and
  - b. an "active" endpoint, if a=setup attribute in the sent SDP answer was set to "active"; and
2. shall establish an MSRP connection according to the MSRP connection parameters in the sent SDP answer response as described in IETF RFC 4976 [14].

#### 6.2.1.3 Establish MSRP session to send standalone SDS message

To send a SDS message over MSRP, the participating MCDData function:

1. shall act according to IETF RFC 6135 [12], as:
  - a. an "active" endpoint, if a=setup attribute in the received SDP answer is set to "passive"; and
  - b. an "passive" endpoint, if a=setup attribute in the received SDP answer is set to "active"; and
2. shall establish the MSRP connection according to the MSRP connection parameters in the received SDP answer response as described in IETF RFC 4976 [14].

## 6.2.1.4 Procedures for the originating participating MCDData function

### 6.2.1.4.1 Establish MSRP session with the originating MCDData client

The originating participating MCDData function should establish the MSRP session with the originating MCDData client as specified in clause 6.2.1.2.

### 6.2.1.4.2 Establish MSRP session with the controlling MCDData function

The originating participating MCDData function should establish the MSRP session with the controlling MCDData function as specified in clause 6.2.1.3.

### 6.2.1.4.3 Handling of received MSRP messages

Upon receiving an MSRP SEND request from the originating MCDData client, the originating participating MCDData function:

1. if in a standalone one-to-one SDS using media plane, shall verify the SDS message size is less than or equal to <MacData1To1> element of the MCDData user profile document for the originating MCDData client (see the MCDData user profile document in 3GPP TS 24.484 [7]);
2. if the verifications in 1 above fails, shall send the MSRP response with the error code 403 to the originating MCDData client and shall not continue with the rest of the procedure;
3. if an MSRP connection is not established with the controlling MCDData function then, shall establish the MSRP connection as specified in clause 6.2.1.4.2. Otherwise, shall use the existing MSRP connection; and
4. shall forward the received MSRP SEND request to the controlling MCDData function according to the rules and procedures of IETF RFC 4975 [11].

Upon receiving an MSRP 200 (OK) response from the controlling MCDData function, the participating MCDData function shall forward the MSRP 200 (OK) response to the originating MCDData client according to the rules and procedures of IETF RFC 4975 [11].

Upon receiving an error MSRP response from the controlling MCDData function, the participating MCDData function shall forward the error MSRP response to the originating MCDData client according to the rules and procedures of IETF RFC 4975 [11].

## 6.2.1.5 Procedures for the terminating participating MCDData function

### 6.2.1.5.1 Establish MSRP session with the controlling MCDData function

The terminating participating MCDData function should establish the MSRP session with the controlling MCDData function as specified in clause 6.2.1.2.

### 6.2.1.5.2 Establish MSRP session with the terminating MCDData client

The terminating participating MCDData function should establish MSRP session to terminating MCDData client as specified in clause 6.2.1.3.

### 6.2.1.5.3 Handling of received MSRP messages

Upon receiving an MSRP SEND request from the controlling MCDData function, the terminating participating MCDData function:

1. shall generate and send a MSRP 200 (OK) response for the received MSRP SEND request to the controlling MCDData function, according to the rules and procedures of IETF RFC 4975 [11]; and
2. shall forward the received MSRP SEND request to the terminating MCDData client according to the rules and procedures of IETF RFC 4975 [11].

Upon receiving an error MSRP response from the terminating MCDData client, the participating MCDData function shall forward the error MSRP response to the originating MCDData client according to the rules and procedures of IETF RFC 4975 [11].

## 6.2.2 Short data during an SDS session

### 6.2.2.1 General

For a one-to-one or group SDS session, the media plane is established between the originating MCDData client and the originating participating MCDData function, the originating participating MCDData function and the controlling MCDData function, the controlling MCDData function and the terminating participating MCDData function(s) and each terminating participating MCDData function and the terminating MCDData client(s) as specified in 3GPP TS 24.282 [8]. The procedures in clause 6.2.2.4 and clause 6.2.2.5 are applicable for one-to-one and group SDS session.

### 6.2.2.2 Establishing MSRP session to receive SDS message

To receive a SDS message over MSRP, the participating MCDData function:

1. shall act according to IETF RFC 6135 [12], as:
  - a. an "passive" endpoint, if a=setup attribute in the sent SDP answer was set to "passive"; and
  - b. an "active" endpoint, if a=setup attribute in the sent SDP answer was set to "active"; and
2. shall establish an MSRP connection according to the MSRP connection parameters in the sent SDP answer response as described in IETF RFC 4976 [14].

### 6.2.2.3 Establish MSRP session to send SDS message

To send a SDS message over MSRP, the participating MCDData function:

1. shall act according to IETF RFC 6135 [12], as:
  - a. an "active" endpoint, if a=setup attribute in the received SDP answer is set to "passive"; and
  - b. an "passive" endpoint, if a=setup attribute in the received SDP answer is set to "active"; and
2. shall establish the MSRP connection according to the MSRP connection parameters in the received SDP answer response as described in IETF RFC 4976 [14].

### 6.2.2.4 Procedures for the originating participating MCDData function

#### 6.2.2.4.1 Establish MSRP session with the originating MCDData client

The originating participating MCDData function should establish the MSRP session with the originating MCDData client as specified in clause 6.2.2.2.

#### 6.2.2.4.2 Establish MSRP session with the controlling MCDData function

The originating participating MCDData function should establish the MSRP session with the controlling MCDData function as specified in clause 6.2.2.3.

#### 6.2.2.4.3 Handling of received MSRP messages

Upon receiving an MSRP SEND request from the originating MCDData client, the originating participating MCDData function:

1. if an MSRP connection is not established with the controlling MCDData function then, shall establish the MSRP connection as specified in clause 6.2.2.4.2. Otherwise, shall use the existing MSRP connection; and

2. shall forward the received MSRP SEND request to the controlling MCDData function according to the rules and procedures of IETF RFC 4975 [11].

Upon receiving an MSRP 200 (OK) response from the controlling MCDData function, the participating MCDData function shall forward the MSRP 200 (OK) response to the originating MCDData client according to the rules and procedures of IETF RFC 4975 [11].

Upon receiving an error MSRP response from the controlling MCDData function, the participating MCDData function shall forward the error MSRP response to the originating MCDData client according to the rules and procedures of IETF RFC 4975 [11].

## 6.2.2.5 Procedures for the terminating participating MCDData function

### 6.2.2.5.1 Establish MSRP session with the controlling MCDData function

The terminating participating MCDData function should establish the MSRP session with the controlling MCDData function as specified in clause 6.2.2.2.

### 6.2.2.5.2 Establish MSRP session with the terminating MCDData client

The terminating participating MCDData function should establish MSRP session to terminating MCDData client as specified in clause 6.2.2.3.

### 6.2.2.5.3 Handling of received MSRP messages

Upon receiving an MSRP SEND request from the controlling MCDData function, the terminating participating MCDData function:

1. shall generate and send a MSRP 200 (OK) response for the received MSRP SEND request to the controlling MCDData function, according to the rules and procedures of IETF RFC 4975 [11]; and
2. shall forward the received MSRP SEND request to the terminating MCDData client according to the rules and procedures of IETF RFC 4975 [11].

Upon receiving an error MSRP response from the terminating MCDData client, the participating MCDData function shall forward the error MSRP response to the originating MCDData client according to the rules and procedures of IETF RFC 4975 [11].

## 6.3 Controlling MCDData function procedures

### 6.3.1 Standalone SDS via media plane

#### 6.3.1.1 General

The controlling MCDData function plays a key role in anchoring the media between the originating MCDData client and the terminating MCDData client. Hence controlling MCDData function maintains a MSRP session with all the active MCDData clients.

The procedures in clause 6.3.1.2 and clause 6.3.1.3 are applicable for both, one-to-one and group standalone SDS using media plane.

#### 6.3.1.2 Establishing MSRP session

##### 6.3.1.2.1 MSRP session establishment with originating MCDData client

To establish the MSRP connection with the originating MCDData client, the controlling MCDData function performs below procedures:



1. shall act as an MSRP client and establish TLS connection with the originating participating MCDData function, if exists, otherwise the originating MCDData client, according to the rules and procedures as described in IETF RFC 4975 [11];
2. shall act as an MSRP client to send MSRP SEND requests according to the rules and procedures described in IETF RFC 6135 [12];
3. shall act as an "passive" endpoint according to the rules and procedures described in IETF RFC 6135 [12];
4. shall establish the MSRP connection with originating MCDData client, according to the rules and procedures described in IETF RFC 6135 [12]; and
5. as a passive endpoint, shall wait for MSRP SEND request on established MSRP connection, to bind the MSRP connection to the MSRP session according to the rules and procedures of IETF RFC 4975 [11] and IETF RFC 6135 [12].

#### 6.3.1.2.2 MSRP session establishment with terminating MCDData client

To establish the MSRP connection with the terminating MCDData client, the controlling MCDData function performs below procedures:

1. shall act as an MSRP client and establish TLS connection with the terminating participating MCDData function, if exists, otherwise the terminating MCDData client, according to the rules and procedures as described in IETF RFC 4975 [11];
2. shall act as an MSRP client to send MSRP SEND requests according to the rules and procedures described in IETF RFC 6135 [12];
3. shall act according to IETF RFC 6135 [12], as:
  - a. an "active" endpoint, if a=setup attribute in the received SDP answer is set to "passive"; and
  - b. an "passive" endpoint, if a=setup attribute in the received SDP answer is set to "active";
4. shall establish the MSRP connection with each terminating MCDData client identified in the 3GPP TS 24.282 [8], according to the rules and procedures described in IETF RFC 6135 [12]; and
5. if acting as an "active" endpoint, shall send an empty MSRP SEND request on each established MSRP connection, to bind the MSRP connection to the MSRP session according to the rules and procedures of IETF RFC 4975 [11] and IETF RFC 6135 [12].

#### 6.3.1.3 Handling of received MSRP messages

Upon receiving a MSRP SEND request from the originating participating MCDData function, the controlling MCDData function:

1. if in a standalone one-to-one SDS using media plane, shall verify the SDS message size is less than or equal to <max-data-size-sds-bytes> element in the MCDData service configuration document as specified in 3GPP TS 24.484 [7];
2. if in a standalone group SDS using media plane shall verify:
  - a. the SDS message size is less than or equal to <mcdData-max-data-in-single-request> element of the MCDData group document for the (see the MCDData group document in 3GPP TS 24.481 [4]); and
  - b. the SDS message size is less than or equal to <mcdData-on-network-max-data-size-for-SDS> element of the MCDData group document (see the MCDData group document in 3GPP TS 24.481 [4]);
3. if the verifications in either 1 or 2 a or 2 b above fails, shall send the MSRP response with the error code 403 to the MCDData client which sent the SDS message and shall not continue with the rest of the procedure;
4. shall generate and send a MSRP 200 (OK) response for the received MSRP SEND requests to the originating participating MCDData function, according to the rules and procedures of IETF RFC 4975 [11]; and

5. shall forward the received MSRP SEND requests to each terminating MCDData client with which a successful MSRP connection was established, according to the rules and procedures of IETF RFC 4975 [11]. Following clarifications apply to the generated MSRP SEND request:
  - a. shall modify the To-Path header according to the MSRP URI received in the answer SDP from the MCDData client in accordance with rules and procedures of IETF RFC 4975 [11]; and
  - b. shall modify the From-Path header to the controlling MCDData function's own MSRP URI, according to the rules and procedures of IETF RFC 4975 [11].

## 6.3.2 Short data during SDS session

### 6.3.2.1 General

### 6.3.2.2 Establishing MSRP session

#### 6.3.2.2.1 MSRP session establishment with originating MCDData client

To establish the MSRP connection with the originating MCDData client, the controlling MCDData function performs below procedures:

1. shall act as an MSRP client and establish TLS connection with the originating participating MCDData function, if exists, otherwise the originating MCDData client, according to the rules and procedures as described in IETF RFC 4975 [11];
2. shall act as an MSRP client to send MSRP SEND requests according to the rules and procedures described in IETF RFC 6135 [12];
3. shall act as an "passive" endpoint according to the rules and procedures described in IETF RFC 6135 [12];
4. shall establish the MSRP connection with originating MCDData client, according to the rules and procedures described in IETF RFC 6135 [12]; and
5. acting as a "passive" endpoint, shall wait for MSRP SEND request on established MSRP connection, to bind the MSRP connection to the MSRP session according to the rules and procedures of IETF RFC 4975 [11] and IETF RFC 6135 [12].

#### 6.3.2.2.2 MSRP session establishment with terminating MCDData client

To establish the MSRP connection with the terminating MCDData client, the controlling MCDData function performs below procedures:

1. shall act as an MSRP client and establish TLS connection with the terminating participating MCDData function, if exists, otherwise the terminating MCDData client, according to the rules and procedures as described in IETF RFC 4975 [11];
2. shall act as an MSRP client to send MSRP SEND requests according to the rules and procedures described in IETF RFC 6135 [12];
3. shall act according to IETF RFC 6135 [12], as:
  - a. an "active" endpoint, if a=setup attribute in the received SDP answer is set to "passive"; and
  - b. an "passive" endpoint, if a=setup attribute in the received SDP answer is set to "active";
4. shall establish the MSRP connection with each terminating MCDData client identified in the 3GPP TS 24.282 [8], according to the rules and procedures described in IETF RFC 6135 [12]; and
5. if acting as an "active" endpoint, shall send an empty MSRP SEND request on each established MSRP connection, to bind the MSRP connection to the MSRP session according to the rules and procedures of IETF RFC 4975 [11] and IETF RFC 6135 [12].

### 6.3.2.3 Handling of received MSRP messages

Upon receiving a MSRP SEND request from the originating participating MCDData function, the controlling MCDData function:

1. shall generate and send a MSRP 200 (OK) response for the received MSRP SEND requests to the originating participating MCDData function, according to the rules and procedures of IETF RFC 4975 [11]; and
2. shall forward the received MSRP SEND requests to each terminating MCDData client with which a successful MSRP connection was established, according to the rules and procedures of IETF RFC 4975 [11]. Following clarifications apply to the generated MSRP SEND request:
  - a. shall modify the To-Path header according to the MSRP URI received in the answer SDP from the MCDData client in accordance with rules and procedures of IETF RFC 4975 [11]; and
  - b. shall modify the From-Path header to the controlling MCDData function's own MSRP URI, according to the rules and procedures of IETF RFC 4975 [11].

## 6.4 General

### 6.4.1 Handling of MIME bodies in MSRP SEND messages

The MCDData client and MCDData server shall support several MIME bodies in MSRP SEND requests as specified in IETF RFC 4975 [11].

When the MCDData client or the MCDData server sends a MSRP SEND that contains more than one MIME body, the MCDData client or the MCDData server:

- 1) shall, as specified in IETF RFC 2046 [9], include one Content-Type header field with the value set to multipart/mixed and with a boundary delimiter parameter set to any chosen value;
- 2) for each MIME body:
  - a) shall insert the boundary delimiter;
  - b) shall insert the Content-Type header field with the MIME type of the MIME body; and
  - c) shall insert the content of the MIME body; and
- 3) shall insert a final boundary delimiter.

When the MCDData client or the MCDData server sends an MSRP SEND containing only one MIME body, the MCDData client or the MCDData server:

- 1) shall include a Content-Type header field set to the MIME type of the MIME body; and
- 2) shall insert the content of the MIME body.

## 6.5 SDS delivery using MBMS

### 6.5.1 General Description (non-normative)

The procedures for group SDS delivery using MBMS via the media plane can be seen as extensions of the procedures for group SDS session delivery using unicast. The procedures of the originating client, originating participating function and controlling function are those used for unicast session delivery for group SDS. Only the terminating participating function and the terminating client are involved in MBMS delivery functionality for group SDS.

The procedures assume that consistent with 3GPP TS 24.282 [8], an SDS session has already been established and the originating and terminating MCDData clients have already completed successfully the SDP offer/answer negotiation. It is further assumed that the terminating MCDData participating function has already sent an MBMS bearer announcement message providing information about the MBMS bearer and subchannel intended for MBMS delivery and that the

terminating MCDData client has received and processed the MBMS bearer announcement message, as described in 3GPP TS 24.282 [8].

During the SDS session, the terminating MCDData participating function intercepts MSRP SEND messages arriving from the originating side, and, after eliminating duplicates, encapsulates them unchanged as payload in (S)RTP/UDP/IP (see IETF RFC 3711 [17]) packets and transmits them on an MBMS bearer towards the terminating MCDData client. Upon reception, the terminating MCDData client decapsulates the payload and processes it as an MSRP SEND message within the SDS session, arriving from the originating side.

NOTE 1: Since MSRP chunking is supported for unicast delivery, it is also supported for MBMS delivery.

NOTE 2: If SRTP (see IETF RFC 3711 [17]), rather than RTP, is used to security protect packets sent on MBMS bearer, MuSiK (see 3GPP TS 24.482 [5] and 3GPP TS 33.180 [15]) may be employed to provide protection in addition to the security mechanisms that protect the unicast MSRP traffic.

NOTE 3: Whether unicast or MBMS delivery are used is up to the terminating participating function, which can use listening status reports from the MCDData clients, the presence or absence of the DELIVERED disposition in SDS, as well as other information, to decide on an individual MCDData client and SDS basis. At any time during a session, the terminating participating server can toggle between unicast and MBMS delivery.

## 6.5.2 Procedures for the terminating MCDData client

### 6.5.2.1 Handling the MSRP connection

The terminating MCDData client shall execute the procedure for MSRP connection establishment described in clause 6.1.2.3.1.

### 6.5.2.2 Receiving Map Group To Bearer and Unmap Group To Bearer

While MBMS delivery is expected, the terminating MCDData client shall monitor the general purpose MBMS subchannel.

When receiving a Map Group To Bearer message over the general purpose MBMS subchannel, the MBMS interface in the MCDData client:

- 1) shall associate the TMGI in the TMGI field, the MBMS subchannel for media with the MCDData group identity in the MCDData Group ID field; and
- 2) shall start or continue the procedure described in clause 6.5.2.3.

When receiving the Unmap Group To Bearer message referring to the current communication over a MBMS subchannel, the MBMS interface in the MCDData client:

- 1) shall remove the association between the TMGI, the MBMS subchannel for media in the group session identified by the MCDData Group ID field, if such an association exists; and
- 2) shall cease monitoring the associated MBMS bearer and subchannel for media and, if the SDS session is still ongoing, shall resume or continue SDS delivery via media plane over unicast.

### 6.5.2.3 Receiving media packets

The terminating MCDData client shall:

1. while MBMS delivery is expected, the terminating MCDData client shall monitor the MBMS bearer and subchannel indicated by the Map Group To Bearer message; and
2. for each received (S)RTP media packet, until a SIP BYE is received or until an implementation dependent timeout occurs:
  - a. decapsulate the payload out of the (S)RTP packet and, if SRTP rather than RTP is used (see IETF RFC 3711 [17]), decrypt and validate the payload;

- b. if the media packet was received via an MBMS bearer with the TMGI associated to the group, accept the payload as correctly destined for the terminating MCDData client, regardless of whether or not the To-Path header of the MSRP SEND message in the payload matches the terminating MCDData client's MSRP URI (i.e. the MSRP URI provided in the answer SDP to the controlling function during the MSRP session establishment, in accordance with rules and procedures of IETF RFC 4975 [11]); and
- c. process the payload as a received MSRP SEND message according to clause 6.1.2.3.1, in the context of the media flow formed by previously received MSRP SEND messages, whether delivered via unicast or via MBMS.

### 6.5.3 Procedures for the terminating MCDData participating function

#### 6.5.3.1 Establishing MSRP session

The terminating MCDData participating function:

1. shall establish an MSRP session with the controlling MCDData function according to clause 6.2.2.5.1; and
2. shall establish an MSRP session with the terminating MCDData client according to clause 6.2.2.5.2.

#### 6.5.3.2 Sending Map Group To Bearer and Unmap Group To Bearer

The terminating MCDData participating function:

1. shall build a Map Group To Bearer message (see clause 11.2.4) to include:
  - a. the TMGI of the MBMS bearer to carry the traffic;
  - b. the identifier of the media stream; and
  - c. the MCDData Group identifier field; and
2. shall send (repetitively, at short, implementation dependent time intervals) the Map Group To Bearer message over the general purpose MBMS subchannel.

When the session ends, the terminating MCDData participating function shall build the corresponding Unmap Group To Bearer message (see clause 11.2.5) and shall send it over the general purpose MBMS subchannel.

#### 6.5.3.3 Receiving media packets intended for a terminating MCDData client

When receiving an MSRP SEND message that the terminating participating server considers qualified for MBMS delivery and is destined to one of the MCDData clients listening to the MBMS subchannel, the participating MCDData function:

NOTE 1: An MSRP SEND message that does not qualify for MBMS delivery or is not destined to an MCDData client listening to the MBMS subchannel is handled as an MSRP SEND message to be delivered over unicast (see clause 6.2.1.5.3).

1. shall generate and send an MSRP 200 (OK) response for the received MSRP SEND message to the controlling MCDData function, according to the rules and procedures of IETF RFC 4975 [11];
2. shall check if the media packet that encapsulates the MSRP SEND message is already sent over the MBMS subchannel or not;
3. if the media packet is already sent over the MBMS subchannel, shall discard the MSRP SEND message; and
4. otherwise:
  - a. shall build an (S)RTP/UDP/IP (see IETF RFC 3711 [17]) media packet with the IP address and UDP port number indicated in the sent Map Group To Bearer message and with the received MSRP SEND message as payload, security protected if SRTP is used, per IETF RFC 3711 [17] and 3GPP TS 33.180 [15]; and
  - b. shall transmit the built (S)RTP/UDP/IP packet on the MBMS bearer identified by the TMGI indicated in the sent Map Group To Bearer message.

NOTE 2: To save over-the air resources, the terminating MCDData participating function releases or reduces the bandwidth of the unicast downlink bearers used for unicast SDS delivery. However, to enable the ability of rapid switching between unicast and MBMS delivery, the terminating MCDData participating function can keep the unicast bearers intact.

Upon receiving error MSRP responses (see IETF RFC 4975 [11]) from the terminating MCDData client, the terminating MCDData participating function shall forward the error MSRP responses towards the originating MCDData client.

---

## 7 FD media plane procedures

### 7.1 MCDData client procedures

#### 7.1.1 General

For file distribution, upon receiving a request from the user or user application the originating client establishes the media plane as specified in 3GPP TS 24.282 [8].

The procedures in clause 7.1.2 and clause 7.1.3 are applicable for one-to-one and group file distribution.

A MCDData client which is not permitted to transmit data should not use the procedure in clause 7.1.2.

#### 7.1.2 Originating MCDData client procedures

##### 7.1.2.1 Handling MSRP connection

Upon receiving an indication to establish MSRP connection for file distribution as the originating client, the MCDData client:

1. shall act as an MSRP client according to IETF RFC 6135 [12];
2. shall act according to IETF RFC 6135 [12], as:
  - a. an "active" endpoint, if a=setup attribute in the received SDP answer is set to "passive"; and
  - b. an "passive" endpoint, if a=setup attribute in the received SDP answer is set to "active";
3. shall establish the MSRP connection according to the MSRP connection parameters in the SDP answer received in the SIP 200 (OK) response according to IETF RFC 4975 [11]; and
4. if acting as an "active" endpoint, shall send an empty MSRP SEND request to bind the MSRP connection to the MSRP session from the perspective of the passive endpoint according to the rules and procedures of IETF RFC 4975 [11] and IETF RFC 6135 [12].

On receiving MSRP 200 (OK) response to the first MSRP SEND request, the MCDData client can send the file. To send the file, the MCDData client:

1. shall generate MSRP SEND for file distribution request according to IETF RFC 4975 [11]. When generating an MSRP SEND, the MCDData client:
  - a. shall set To-Path header according to the MSRP URI(s) received in the answer SDP;
  - b. shall set the Content-Type header field = to "application/vnd.3gpp.mcdata-file"; and
  - c. shall include in the body of the MSRP SEND request the MSRP payload. The MSRP payload is set to the file or part of the file.
2. shall send the MSRP SEND request(s) on the established MSRP connection.

If MSRP chunking is used, the MCDData client:

1. shall send further MSRP SEND requests containing the file as necessary;

2. shall wait for a 200 (OK) response to each MSRP SEND request sent; and
3. on receipt of the last 200 (OK) response shall terminate the SIP session as specified in 3GPP TS 24.282 [8].

On receiving a non-200 MSRP response to the MSRP SEND request the MCDData client shall handle the error as specified in IETF RFC 4975 [11]. To terminate the MSRP session, the MCDData client:

1. if there are further MSRP chunks to send, shall abort transmission of these further MSRP chunks;
2. shall indicate to MCDData user that the file could not be distributed; and
3. shall terminate the SIP session as specified in 3GPP TS 24.282 [8].

### 7.1.3 Terminating MCDData client procedures

#### 7.1.3.1 Handling MSRP connection

Upon receiving an indication to establish MSRP connection for file distribution as the terminating client, the MCDData client:

1. shall act as an MSRP client according to IETF RFC 6135 [12];
2. shall act either as an active endpoint or as a passive endpoint to open the transport connection, according to IETF RFC 6135 [12];
3. shall establish the MSRP connection according to the MSRP connection parameters in the SDP offer received in the SIP INVITE request according to IETF RFC 4975 [11];
4. if acting as an "active" endpoint, shall send an empty MSRP SEND request to bind the MSRP connection to the MSRP session from the perspective of the passive endpoint according to the rules and procedures of IETF RFC 4975 [11] and IETF RFC 6135 [12];

Once the MSRP session is established, the MCDData client:

1. on receipt of an MSRP request in the MSRP session, shall follow the rules and procedures defined in IETF RFC 4975 [11] and in IETF RFC 6714 [13];
2. If an MSRP SEND request indicates the use of chunking, shall wait until all further MSRP SEND requests for the remaining chunks have been received and shall reassemble the entire set of MSRP requests into the file before delivering the content to the application; and
3. shall handle the received content as described in clause 7.1.3.2.

#### 7.1.3.2 Handling received content and disposition requests

Upon receiving a file, the MCDData client:

1. shall decode the contents of the application/vnd.3gpp.mcddata-file MIME body; and
2. once all the chunks of the file are successfully received, shall indicate to the signalling plane that the file download is completed.

## 7.2 Participating MCDData function procedures

### 7.2.1 General

For a one-to-one or group file distribution, the media plane is established between the originating MCDData client and the originating participating MCDData function, the originating participating MCDData function and the controlling MCDData function, the controlling MCDData function and the terminating participating MCDData function(s) and each terminating participating MCDData function and the terminating MCDData client(s) as specified in 3GPP TS 24.282 [8]. The procedures in clause 7.2.2 and clause 7.2.3 are applicable for one-to-one and group file distribution.

## 7.2.2 Establishing MSRP session to receive the file

To receive a file over MSRP, the participating MCDData function:

1. shall act according to IETF RFC 6135 [12], as:
  - a. an "passive" endpoint, if a=setup attribute in the sent SDP answer was set to "passive"; and
  - b. an "active" endpoint, if a=setup attribute in the sent SDP answer was set to "active"; and
2. shall establish an MSRP connection according to the MSRP connection parameters in the sent SDP answer response as described in IETF RFC 4976 [14].

## 7.2.3 Establish MSRP session to send the file

To send a file over MSRP, the participating MCDData function:

1. shall act according to IETF RFC 6135 [12], as:
  - a. an "active" endpoint, if a=setup attribute in the received SDP answer is set to "passive"; and
  - b. an "passive" endpoint, if a=setup attribute in the received SDP answer is set to "active"; and
2. shall establish the MSRP connection according to the MSRP connection parameters in the received SDP answer response as described in IETF RFC 4976 [14].

## 7.2.4 Originating participating MCDData function procedures

### 7.2.4.1 Establish MSRP session with the originating MCDData client

The originating participating MCDData function should establish the MSRP session with the originating MCDData client as specified in clause 7.2.2.

### 7.2.4.2 Establish MSRP session with the controlling MCDData function

The originating participating MCDData function should establish the MSRP session with the controlling MCDData function as specified in clause 7.2.3.

### 7.2.4.3 Handling of received MSRP messages

Upon receiving an MSRP SEND request from the originating MCDData client, the originating participating MCDData function:

1. if an MSRP connection is not established with the controlling MCDData function then, shall establish the MSRP connection as specified in clause 7.2.4.2. Otherwise, shall use the existing MSRP connection; and
2. shall forward the received MSRP SEND request to the controlling MCDData function according to the rules and procedures of IETF RFC 4975 [11].

Upon receiving an MSRP 200 (OK) response from the controlling MCDData function, the participating MCDData function shall forward the MSRP 200 (OK) response to the originating MCDData client according to the rules and procedures of IETF RFC 4975 [11].

Upon receiving an error MSRP response from the controlling MCDData function, the participating MCDData function shall forward the error MSRP response to the originating MCDData client according to the rules and procedures of IETF RFC 4975 [11].



## 7.2.5 Terminating participating MCDData function procedures

### 7.2.5.1 Establish MSRP session with the controlling MCDData function

The terminating participating MCDData function should establish the MSRP session with the controlling MCDData function as specified in clause 7.2.2.

### 7.2.5.2 Establish MSRP session with the terminating MCDData client

The terminating participating MCDData function should establish MSRP session to terminating MCDData client as specified in clause 7.2.3.

### 7.2.5.3 Handling of received MSRP messages

Upon receiving an MSRP SEND request from the controlling MCDData function, the terminating participating MCDData function:

1. shall generate and send a MSRP 200 (OK) response for the received MSRP SEND request to the controlling MCDData function, according to the rules and procedures of IETF RFC 4975 [11]; and
2. if the indication to store the received file for later delivery is received from the signaling plane, the participating function:
  - a) shall receive and store the file; and
  - b) shall indicate to the signalling plane that the file download is completed as specified in 3GPP TS 24.282 [8] clause 10.2.5.3.4;

otherwise:

- a) shall forward the received MSRP SEND request to the terminating MCDData client according to the rules and procedures of IETF RFC 4975 [11].

Upon receiving an error MSRP response from the terminating MCDData client, the participating MCDData function shall forward the error MSRP response to the originating MCDData client according to the rules and procedures of IETF RFC 4975 [11].

## 7.3 Controlling MCDData function procedures

### 7.3.1 General

### 7.3.2 Establishing MSRP session

#### 7.3.2.1 MSRP session establishment with originating MCDData client

To establish the MSRP connection with the originating MCDData client, the controlling MCDData function performs below procedures:

1. shall act as an MSRP client and establish TLS connection with the originating participating MCDData function, if exists, otherwise the originating MCDData client, according to the rules and procedures as described in IETF RFC 4975 [11];
2. shall act as an MSRP client to send MSRP SEND requests according to the rules and procedures described in IETF RFC 6135 [12];
3. shall act as an "passive" endpoint according to the rules and procedures described in IETF RFC 6135 [12];
4. shall establish the MSRP connection with originating MCDData client, according to the rules and procedures described in IETF RFC 6135 [12]; and

5. acting as a "passive" endpoint, shall wait for MSRP SEND request on established MSRP connection, to bind the MSRP connection to the MSRP session according to the rules and procedures of IETF RFC 4975 [11] and IETF RFC 6135 [12].

### 7.3.2.2 MSRP session establishment with terminating MCDData client

To establish the MSRP connection with the terminating MCDData client, the controlling MCDData function performs below procedures:

1. shall act as an MSRP client and establish TLS connection with the terminating participating MCDData function, if exists, otherwise the terminating MCDData client, according to the rules and procedures as described in IETF RFC 4975 [11];
2. shall act as an MSRP client to send MSRP SEND requests according to the rules and procedures described in IETF RFC 6135 [12];
3. shall act according to IETF RFC 6135 [12], as:
  - a. an "active" endpoint, if a=setup attribute in the received SDP answer is set to "passive"; and
  - b. an "passive" endpoint, if a=setup attribute in the received SDP answer is set to "active";
4. shall establish the MSRP connection with each terminating MCDData client identified in the 3GPP TS 24.282 [8], according to the rules and procedures described in IETF RFC 6135 [12]; and
5. if acting as an "active" endpoint, shall send an empty MSRP SEND request on each established MSRP connection, to bind the MSRP connection to the MSRP session according to the rules and procedures of IETF RFC 4975 [11] and IETF RFC 6135 [12].

### 7.3.3 Handling of received MSRP messages

Upon receiving a MSRP SEND request from the originating participating MCDData function, the Controlling function:

1. shall generate and send a MSRP 200 (OK) response for the received MSRP SEND requests to the originating participating MCDData function, according to the rules and procedures of IETF RFC 4975 [11]; and
2. shall forward the received MSRP SEND requests to each terminating MCDData client with which a successful MSRP connection was established, according to the rules and procedures of IETF RFC 4975 [11]. Following clarifications apply to the generated MSRP SEND request:
  - a. shall modify the To-Path header according to the MSRP URI received in the answer SDP from the MCDData client in accordance with rules and procedures of IETF RFC 4975 [11]; and
  - b. shall modify the From-Path header to the controlling MCDData function's own MSRP URI, according to the rules and procedures of IETF RFC 4975 [11].

## 7.4 FD using MBMS delivery via MB2 interface

### 7.4.1 General Description

The procedures for group FD using MBMS delivery via the MB2 interface can be seen as extensions of the procedures for group FD media delivery using unicast. The procedures of the originating client, originating participating function and controlling function are those used for unicast session delivery for group FD. Only the terminating participating function and the terminating client are involved in MBMS delivery over MB2 interface functionality for group FD.

The procedures assume that consistent with 3GPP TS 24.282 [8], an MSRP session has already been established and the originating and terminating MCDData clients have already completed successfully the SDP offer/answer negotiation. It is further assumed that the terminating MCDData participating function has already sent an MBMS bearer announcement message providing information about the MBMS bearer and subchannel intended for MBMS delivery and that the terminating MCDData client has received and processed the MBMS bearer announcement message, as described in 3GPP TS 24.282 [8].

During the session, the terminating MCDData participating function intercepts MSRP SEND messages arriving from the originating side, and, after eliminating duplicates, encapsulates them unchanged as payload in (S)RTP/UDP/IP (see IETF RFC 3711 [17]) packets and transmits them on an MBMS bearer towards the terminating MCDData client. Upon reception, the terminating MCDData client decapsulates the payload and processes it as an MSRP SEND message within the MSRP session, arriving from the originating side.

NOTE 1: Since MSRP chunking is supported for unicast delivery, it is also supported for MBMS delivery.

NOTE 2: If SRTP (see IETF RFC 3711 [17]), rather than RTP, is used to securely protect packets sent on MBMS bearer, MuSiK (see 3GPP TS 24.282 [8] and 3GPP TS 33.180 [15]) may be employed to provide protection in addition to the security mechanisms that protect the unicast MSRP traffic.

NOTE 3: The terminating participating function, which can use listening status reports from the MCDData clients, the presence, absence or content of the FILE DOWNLOAD COMPLETED report, as well as other information, decides whether to use unicast or MBMS delivery on an individual MCDData client and file basis. At any time during a session, the terminating participating server can toggle between unicast and MBMS delivery.

## 7.4.2 Procedures for the terminating MCDData client

### 7.4.2.1 Handling the MSRP connection

The terminating MCDData client shall execute the procedure for MSRP connection establishment described in clause 7.1.3.1.

### 7.4.2.2 Receiving Map Group To Bearer and Unmap Group To Bearer

While MBMS delivery is expected, the terminating MCDData client shall monitor the general purpose MBMS subchannel.

When receiving a Map Group To Bearer message over the general purpose MBMS subchannel, the MBMS interface in the MCDData client:

- 1) shall associate the TMGI in the TMGI field, the MBMS subchannel for media with the MCDData group identity in the MCDData Group ID field; and
- 2) shall start or continue the procedure described in clause 7.4.2.3.

When receiving the Unmap Group To Bearer message referring to the current communication over a MBMS subchannel, the MBMS interface in the MCDData client:

- 1) shall remove the association between the TMGI, the MBMS subchannel for media in the group session identified by the MCDData Group ID field, if such an association exists; and
- 2) shall cease monitoring the associated MBMS bearer and subchannel for media and, if the MSRP session is still ongoing, shall resume or continue file delivery via media plane over unicast.

### 7.4.2.3 Receiving media packets

The terminating MCDData client shall:

1. while MBMS delivery is expected, monitor the MBMS bearer and subchannel indicated by the Map Group To Bearer message; and
2. for each received (S)RTP media packet, until a SIP BYE is received or until an implementation dependent timeout occurs:
  - a. decapsulate the payload out of the (S)RTP packet and, if SRTP rather than RTP is used (see IETF RFC 3711 [17]), decrypt and validate the payload;
  - b. if the media packet was received via an MBMS bearer with the TMGI associated to the group, accept the payload as correctly destined for the terminating MCDData client, regardless of whether or not the To-Path header of the MSRP SEND message in the payload matches the terminating MCDData client's MSRP URI (i.e.

the MSRP URI provided in the answer SDP to the controlling function during the MSRP session establishment, in accordance with rules and procedures of IETF RFC 4975 [11]); and

- c. process the payload as a received MSRP SEND message during the established MSRP session, according to clause 7.1.3.1, in the context of the media flow formed by previously received MSRP SEND messages, whether delivered via unicast or via MBMS.

### 7.4.3 Procedures for the terminating MCDData participating function

#### 7.4.3.1 Establishing MSRP sessions

The terminating MCDData participating function:

1. shall establish an MSRP session with the controlling MCDData function according to clause 7.2.5.1; and
2. shall establish an MSRP session with the terminating MCDData client according to clause 7.2.5.2.

#### 7.4.3.2 Sending Map Group To Bearer and Unmap Group To Bearer

The terminating MCDData participating function:

1. shall build a Map Group To Bearer message (see clause 11.2.4) to include:
  - a. the TMGI of the MBMS bearer to carry the traffic;
  - b. the identifier of the media stream; and
  - c. the MCDData Group identifier field; and
2. shall send (repetitively, at short, implementation dependent time intervals) the Map Group To Bearer message over the general purpose MBMS subchannel.

When the MSRP session with the terminating MCDData client (see clause 7.4.3.1) ends, the terminating MCDData participating function shall build the corresponding Unmap Group To Bearer message (see clause 11.2.5) and shall send it over the general purpose MBMS subchannel.

#### 7.4.3.3 Receiving media packets intended for a terminating MCDData client

When receiving an MSRP SEND message that the terminating participating function considers qualified for MBMS delivery and is destined to one of the MCDData clients listening to the MBMS subchannel, the terminating participating MCDData function:

NOTE 1: An MSRP SEND message that does not qualify for MBMS delivery or is not destined to an MCDData client listening to the MBMS subchannel is handled as an MSRP SEND message to be delivered over unicast (see clause 7.2.5.3).

1. shall generate and send an MSRP 200 (OK) response for the received MSRP SEND message to the controlling MCDData function, according to the rules and procedures of IETF RFC 4975 [11];
2. shall check if the media packet that encapsulates the MSRP SEND message is already sent over the MBMS subchannel or not;
3. if the media packet is already sent over the MBMS subchannel, shall discard the MSRP SEND message; and
4. otherwise:
  - a. shall build an (S)RTP/UDP/IP (see IETF RFC 3711 [17]) media packet with the IP address and UDP port number indicated in the sent Map Group To Bearer message and with the received MSRP SEND message as payload, security protected if SRTP is used, per IETF RFC 3711 [17] and 3GPP TS 33.180 [15]; and
  - b. shall transmit the built (S)RTP/UDP/IP packet on the MBMS bearer identified by the TMGI indicated in the sent Map Group To Bearer message.

NOTE 2: To save over-the air resources, the terminating MCDData participating function releases or reduces the bandwidth of the unicast downlink bearers used for unicast file delivery. However, to enable the ability of rapid switching between unicast and MBMS delivery, the terminating MCDData participating function can keep the unicast bearers intact.

Upon receiving error MSRP responses (see IETF RFC 4975 [11]) from the terminating MCDData client, the terminating MCDData participating function shall forward the error MSRP responses towards the originating MCDData client.

---

## 8 Communication release media plane procedures

When communication is released by the MCDData client or by the MCDData server, as specified in 3GPP TS 24.282 [8], for an SDS or FD session which uses the media plane, the related MSRP session and the TCP or TLS connections used for this MSRP session shall also be released.

---

## 9 Coding

### 9.1 General

SDS and FD over media plane messages are coded according to MSRP as specified in RFC 4975 [11] both for short data and disposition notification. The body of an MSRP message includes SDS specific messages of a file.

### 9.2 SDS specific messages

SDS specific messages used for on-network SDS using media plane are SDS SIGNALLING PAYLOAD message, DATA PAYLOAD message and SDS NOTIFICATION message. The message structures and the format of the information elements are specified in clause 15 of 3GPP TS 24.282 [8]

---

## 10 Media plane security aspects

### 10.1 General

Media plane security provides integrity and confidentiality protection for the MCDData media information and media plane control information transmitted using media plane. Media plane security also provides the authentication of MCDData media information.

The media plane security is based on 3GPP MCDData security solution including key management as defined in 3GPP TS 33.180 [15].

NOTE: In 3GPP TS 33.180 [15] media information is denoted as MCDData Data Payload and media plane control information is denoted as MCDData Data signalling Payload.

Various keys and associated key identifiers protect the media information and media plane control information carried in the body of an MSRP SEND message.

The media plane control information may be:

1. SDS SIGNALLING PAYLOAD; or
2. SDS NOTIFICATION.

The media information may be:

1. DATA PAYLOAD; or

## 2. File or file portion.

In an on-network MCDData communication for an MCDData group, if protection of media is negotiated, the GMK and the GMK-ID of the MCDData group shall be used for protecting the media sent and received by MCDData clients.

In an on-network one-to-one MCDData communication, if protection of media is negotiated, the PCK and the PCK-ID shall be used for protecting the media sent and received by MCDData clients.

If protection of media control information sent using unicast between the MCDData client and the participating MCDData function serving the the MCDData client is negotiated, the CSK and the CSK-ID shall be used for protecting the media control information sent and received using unicast by the MCDData client and by a participating MCDData function.

If protection of media control information between the participating MCDData function and the controlling MCDData function is configured, the SPK and the SPK-ID shall be used for protecting the media control information sent and received between the participating MCDData function and the controlling MCDData function.

The GMK and the GMK-ID are distributed to the MCDData clients using the group document subscription and notification procedure specified in 3GPP TS 24.481 [4].

The PCK and the PCK-ID are generated by the MCDData client initiating the standalone one-to-one SDS using media plane or one-to-one SDS session or one-to-one FD using media plane and provided to the MCDData client receiving the SIP signalling according to 3GPP TS 24.282 [8].

The CSK and the CSK-ID are generated by the MCDData client and provided to the participating MCDData function serving the MCDData client using SIP signalling according to 3GPP TS 24.282 [8].

The SPK and the SPK-ID are configured in the participating MCDData function and the controlling MCDData function.

The key material for creating and verifying the authentication signature (SSK, PVT and KPAK) is provisioned to the MCDData clients by the KMS as specified in 3GPP TS 33.180 [15].

## 10.2 Derivation of master keys for media and media control

Each MCDData Payload Protection Key (DPPK) (i.e. GMK, PCK, CSK, SPK) and its associated key identifier DPPK-ID (i.e. GMK-ID, PCK-ID, CSK-ID, SPK -ID) described in clause 10.1 shall be used to derive a MCDData Payload Cipher Key (DPCK) and its associated DPCK-ID as specified in 3GPP TS 33.180 [15].

DPCK and DPCK-ID shall be used in the protection of media or media plane control information as specified in 3GPP TS 33.180 [15].

## 10.3 Protection of media and media control and authentication of media

### 10.3.1 General

The media information may be protected. Protection shall be applied as specified in clause 8.5.4 in 3GPP TS 33.180 [15].

The media control information may be protected. Protection shall be applied as specified in clause 8.5.4 in 3GPP TS 33.180 [15].

MCDData media information or protected MCDData media information may also be authenticated as specified in clause 8.5.5 in 3GPP TS 33.180 [15].

### 10.3.2 The MCDData client

A MCDData client transmitting media information shall protect the media information using the related DPPK and DPPK-ID according to the negotiated protection method. For one-to-one communication PCK and PCK-ID shall be used as DPPK and DPPK-ID. For group communication GMK and GMK-ID shall be used as DPPK and DPPK-ID.

A MCDData client transmitting media information or protected media information shall use the key material provisioned by the KMS when generating the authentication signature.

A MCDData client which receives protected media information shall decrypt and check the integrity of the protected media using the related DPPK and DPPK-ID according to the negotiated protection method.

A MCDData client which receives signed media information or signed and protected media information shall verify the signature by using the signature, the identity of the originating MCDData client and the KPAK provisioned by the KMS.

A MCDData client transmitting media control information shall protect the media control information using CPK and CPK-ID if media control information protection is negotiated.

A MCDData client which receives protected media control information shall decrypt and check the integrity of the protected media control information using CPK and CPK-ID.

### 10.3.3 The participating MCDData function

A participating MCDData function which receives protected media information shall forward it to the next entity without any additional action related to the security framework.

A participating MCDData function, when receiving a protected media control information from a MCDData client shall decrypt and integrity check the protected media control using the CSK and CSK-ID negotiated with the MCDData client which has sent the media control. Then, the participating MCDData function shall forward the media control information to the controlling MCDData function by protecting the media control information using SPK and SPK-ID, if protection is configured between the participating MCDData function and the controlling MCDData function.

A participating MCDData function, when receiving a protected media control information from the controlling MCDData function shall decrypt and integrity check the protected media control information using the SPK and SPK-ID configured between the participating MCDData function and the controlling MCDData function. Then, the participating MCDData function shall forward the media control information to the destination MCDData client by protecting the media control information using the CSK and CSK-ID if protection is negotiated between the participating MCDData function and the MCDData client.

### 10.3.4 The controlling MCDData function

A controlling MCDData function which receives protected media information shall forward it to the next entity without any additional action related to the security framework.

A controlling MCDData function, when receiving a protected media control information from a participating MCDData function shall decrypt and integrity check the protected media control information using the SPK and SPK-ID configured between the participating MCDData function and the controlling MCDData function. Then, the controlling MCDData function shall forward the media control information to the participating MCDData function serving the destination MCDData client by protecting the media control information using SPK and SPK-ID, if protection is configured between the participating MCDData function and the controlling MCDData function.

---

## 11 Communication using MBMS

### 11.1 Control messages sent over MBMS bearers

#### 11.1.1 General

The control messages sent over MBMS bearers by MCDData participating function and specified in the present document are based on the (S)RTCP Application Packets (SRTCP: APP), as defined in IETF RFC 3550 [16] and IETF RFC 3711 [17], but the control messages do not conform to the rules for compound RTCP packets or RTCP packet transmission.

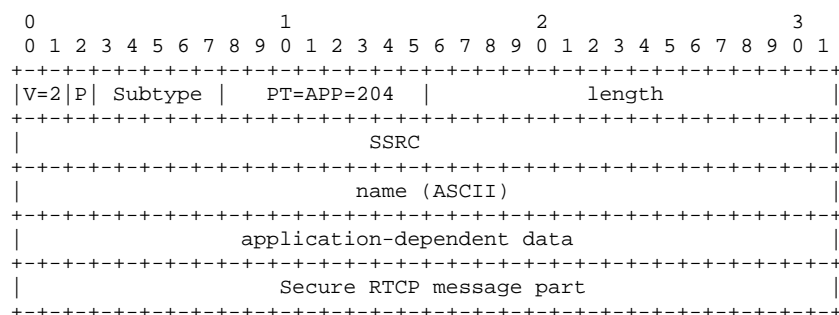
Each MBMS control message is one (S)RTCP: APP packet. These RTCP: APP packets are not to be sent in compound RTCP packets, but more than one MBMS control message can be sent in a single IP packet.

## 11.1.2 SRTCP: APP format for control messages sent over MBMS bearers

The definition of the fields in the SRTCP APP packet is found in IETF RFC 3550 [16] and IETF RFC 3711 [17].

Table 11.1.2-1 shows the RTCP APP packet format used for control messages sent over MBMS bearers.

**Table 11.1.2-1: MBMS control message format**



### P

The padding bit P is set to '0'.

### Subtype:

The Subtype values in use by MCDData are defined in table 11.2.2-1.

### length

The length field in the RTCP header is the length of the packet in 32-bit words, not counting the first 32-bit word in which the length field resides.

NOTE: The length field can indicate message size longer than specified in this version of the protocol. This can be the case e.g. if message is of later version of this protocol.

### SSRC

The content of this field is described for each MBMS control message separately.

### Name

The 4-byte ASCII string in the RTCP header is used to define the set of MBMS control messages for MCDData, to be unique with respect to other APP packets that may be sent over the MBMS bearer. For MCDData, the name string is "MCDM" (Mission Critical Data over MBMS).

### Application-dependent data

The application-dependent data contains zero or more application specific data fields. The format for these fields is described in clause 11.1.3.

This part is encrypted if SRTCP is used.

### Secure RTCP message part

The content of the secure RTCP message part is the "tail" appended to the RTCP packet per IETF RFC 3711 [16].

## 11.1.3 Application specific data field

Each application specific data field is composed of:

1. a field ID which is one octet long;
2. a length value which is:
  - one octet long, if the field ID is less than 192; and

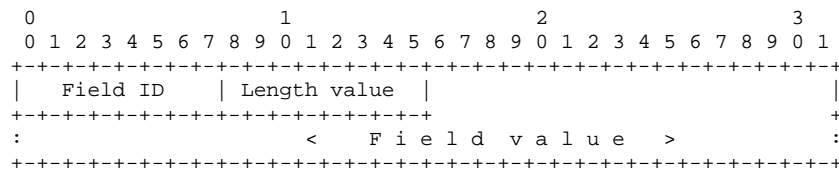


- two octets long, if the field ID is equal to or greater than 192;
- 3. a field value. The length in octets of the field value is indicated in the length value; and
- 4. a padding. The padding is zero, one, two, or three octets long. The value of the padding octet(s) is set to zero by sender and ignored by receiver.

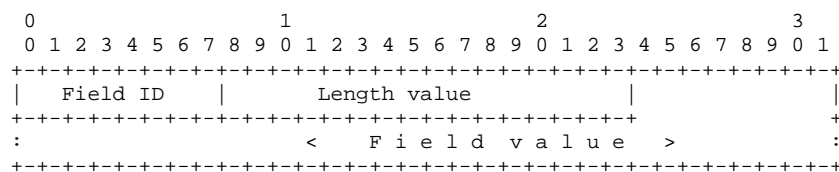
An application specific data field is always a multiple of 4 octets long.

Table 11.1.3-1 shows the application dependent data field structure when the field ID is less than 192. Table 11.1.3-2 shows the application dependent data field structure when the field ID is equal to or greater than 192.

**Table 11.1.3-1: Application specific data field structure when the field ID is less than 192**



**Table 11.1.3-2: Application specific data field structure when the field ID is equal to or greater than 192**



## 11.2 MBMS Subchannel Control

### 11.2.1 General

The MBMS subchannel control messages shall be coded as described in clause 11.1.2.

For the MBMS subchannel control protocol used for MCDData the ASCII name string shall be: "MCDM".

The list of MBMS subchannel control messages can be found in the clause 11.2.2.

The MBMS subchannel control specific fields are specified in clause 11.2.3.

### 11.2.2 MBMS subchannel control messages

Table 11.2.2-1 provides a list of MBMS subchannel control protocol messages.

**Table 11.2.2-1: MBMS subchannel control protocol messages**

| Message name   | Subtype | Reference     | Direction       |
|--|---------|---------------|-----------------|
| Map Group To Bearer  | 00000   | clause 11.2.4 | Server → client |
| Unmap Group To Bearer  | 00001   | clause 11.2.5 | Server → client |
| Application Paging   | 00010   | clause 11.2.6 | Server → client |
| Bearer Announcement  | 00011   | clause 11.2.7 | Server → client |
| NOTE: The participating MCDData function is the server and the MCDData client is the client. |         |               |                 |

### 11.2.3 MBMS subchannel control specific fields

#### 11.2.3.1 Introduction

This clause describes the MBMS subchannel control specific data fields.

The MBMS subchannel control specific data fields are contained in the application-dependent data of the MBMS subchannel control message. The MBMS subchannel control specific data fields follow the syntax specified in clause 11.1.3.

Table 11.2.3.1-1 lists the available fields including the assigned Field ID.

**Table 11.2.3.1-1: MBMS subchannel control specific data fields**

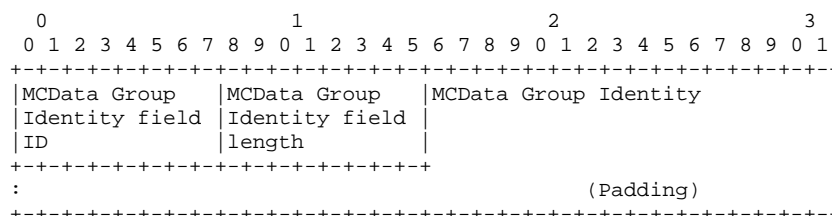
| Field name       | Field ID |          | Description        |
|------------------|----------|----------|--------------------|
|                  | Decimal  | Binary   |                    |
| MBMS Subchannel  | 000      | 00000000 | Clause 11.2.3.3    |
| TMGI             | 001      | 00000001 | Clause 11.2.3.4.   |
| MCDData Group ID | 002      | 00000010 | Clause 11.2.3.2    |
| Monitoring State | 003      | 00000011 | Subcaluse 11.2.3.5 |

#### 11.2.3.2 MCDData Group ID field

The MCDData Group ID field contains a SIP URI identifying the MCDData group to which the MBMS subchannel control messages applies.

Table 11.2.3.2-1 describes the coding of the MCDData Group Identity field.

**Table 11.2.3.2-1: MCDData Group Identity field coding**



The <MCDData Group Identity field ID> value is a binary value and shall be set according to table 11.2.3.1-1.

The <MCDData Group Identity length> value is a binary value indicating the length in octets of the <MCDData Group Identity> value item except padding.

<MCDData Group Identity> value contains the MCDData group identity as defined in 3GPP TS 24.282 [8] and is in URI format (ASCII string).

If the length of the <MCDData Group Identity> value is not (2 + multiple of 4) bytes, the <MCDData Group Identity> value shall be padded to (2 + multiple of 4) bytes. The value of the padding bytes should be set to zero. The padding bytes shall be ignored.

#### 11.2.3.3 MBMS Subchannel field

The MBMS Subchannel field identifies the MBMS subchannel to use.

Table 11.2.3.3-1 describes the coding of the MBMS Subchannel field.

**Table 11.2.3.3-1: MBMS Subchannel field coding**

|                                |   |   |   |   |   |   |   |                              |   |   |   |   |   |   |   |                     |   |   |   |           |   |   |   |            |   |   |   |       |   |   |   |
|--------------------------------|---|---|---|---|---|---|---|------------------------------|---|---|---|---|---|---|---|---------------------|---|---|---|-----------|---|---|---|------------|---|---|---|-------|---|---|---|
| 0                              |   |   |   |   |   |   |   | 1                            |   |   |   |   |   |   |   | 2                   |   |   |   |           |   |   |   | 3          |   |   |   |       |   |   |   |
| 0                              | 1 | 2 | 3 | 4 | 5 | 6 | 7 | 8                            | 9 | 0 | 1 | 2 | 3 | 4 | 5 | 6                   | 7 | 8 | 9 | 0         | 1 | 2 | 3 | 4          | 5 | 6 | 7 | 8     | 9 | 0 | 1 |
| MBMS Subchannel field ID value |   |   |   |   |   |   |   | MBMS Subchannel length value |   |   |   |   |   |   |   | Appl. m-line Number |   |   |   | reser-ved |   |   |   | IP Version |   |   |   | spare |   |   |   |
| Media Port Number              |   |   |   |   |   |   |   |                              |   |   |   |   |   |   |   | IP Address          |   |   |   |           |   |   |   |            |   |   |   |       |   |   |   |

The <MBMS Subchannel field ID> value is a binary value and shall be set according to table 11.2.3.1-1.

The <MBMS Subchannel length> value is a binary value indicating the total length in octets of the <Appl. m-line Number> value, reserved, <IP Version> value, spare, <Media Port Number> value and <IP address> items.

The <Appl. m-line Number> value shall consist of 4 bit parameter giving the number of the "m=application" m-line in the SIP MESSAGE request announcing the MBMS bearer described in 3GPP TS 24.282 [8].

The "reserved" 4 bits shall be set to "0000".

The <IP version> value indicates the IP version:

'0' IP version 4

'1' IP version 6

All other values are reserved for future use.

The "spare" 4 bits shall be set to "0000".

The <Port Number> value is a 32-bit binary value giving the port to be used. The <Media Port Number> value is always present in the MBMS Subchannel field.

The <IP Address> value is:

1. a 32 bit binary value containing the IP v4 address if the <IP version> indicates that the <IP Address> value is a IP v4 Address; or
2. four 32-bit words that together forms a 128 bit binary value representing the IP v6 address, if the <IP version> indicates that the <IP Address> value is a IP v6 Address.

### 11.2.3.4 TMGI field

Table 11.2.3.4-1 describes the coding of the TMGI field.

**Table 11.2.3.4-1: TMGI field coding**

|         |   |   |   |   |   |   |   |             |   |   |   |   |   |   |   |      |   |   |   |   |   |   |   |           |   |   |   |   |   |   |   |
|---------|---|---|---|---|---|---|---|-------------|---|---|---|---|---|---|---|------|---|---|---|---|---|---|---|-----------|---|---|---|---|---|---|---|
| 0       |   |   |   |   |   |   |   | 1           |   |   |   |   |   |   |   | 2    |   |   |   |   |   |   |   | 3         |   |   |   |   |   |   |   |
| 0       | 1 | 2 | 3 | 4 | 5 | 6 | 7 | 8           | 9 | 0 | 1 | 2 | 3 | 4 | 5 | 6    | 7 | 8 | 9 | 0 | 1 | 2 | 3 | 4         | 5 | 6 | 7 | 8 | 9 | 0 | 1 |
| TMGI ID |   |   |   |   |   |   |   | TMGI length |   |   |   |   |   |   |   | TMGI |   |   |   |   |   |   |   | (Padding) |   |   |   |   |   |   |   |

The <TMGI field ID> value is a binary value and shall be set according to table 11.2.3.1-1.

The <TMGI length> value is a binary value indicating the length in octets of the <TMGI> value item except padding.

The <TMGI> value is coded as described in 3GPP TS 24.008 [18] clause 10.5.6.13 excluding the Temporary Mobile Group Identity IEI and Length of Temporary Mobile Group Identity contents (octet 1 and octet 2 in 3GPP TS 24.008 [18] clause 10.5.6.13).

If the length of the <TMGI> value is not (2 + multiple of 4) bytes, the <TMGI> value shall be padded to (2 + multiple of 4) bytes. The value of the padding bytes should be set to zero. The padding bytes shall be ignored.

### 11.2.3.5 Monitoring state

Table 11.2.3.5-1 describes the coding of the Monitoring State field.

**Table 11.2.3.5-1: Monitoring State field coding**

| 0          |   |   |   |   |   |   |   | 1          |   |   |   |   |   |   |   | 2          |   |   |   |   |   |   |   | 3     |   |   |   |   |   |   |   |
|------------|---|---|---|---|---|---|---|------------|---|---|---|---|---|---|---|------------|---|---|---|---|---|---|---|-------|---|---|---|---|---|---|---|
| 0          | 1 | 2 | 3 | 4 | 5 | 6 | 7 | 8          | 9 | 0 | 1 | 2 | 3 | 4 | 5 | 6          | 7 | 8 | 9 | 0 | 1 | 2 | 3 | 4     | 5 | 6 | 7 | 8 | 9 | 0 | 1 |
| Monitoring |   |   |   |   |   |   |   | Monitoring |   |   |   |   |   |   |   | Monitoring |   |   |   |   |   |   |   | Spare |   |   |   |   |   |   |   |
| State ID   |   |   |   |   |   |   |   | length=1   |   |   |   |   |   |   |   | State      |   |   |   |   |   |   |   |       |   |   |   |   |   |   |   |

The <Monitoring State ID> value is a binary value and shall be set according to table 11.2.3.1-1.

The <Monitoring State length> value is a binary value indicating the length in octets of the <Monitoring State> value item. The field is set to 1.

The <Monitoring State> value is a binary value where the following values are defined:

'0' Monitoring is inactive

'1' Monitoring is active

All other values are reserved for future use.

The "spare" bits are set to zero.

### 11.2.4 Map Group To Bearer message

The Map Group To Bearer message is sent by the participating function when the media associated with the group starts being transmitted on the MBMS bearer and, potentially, multiple times while the transmission is ongoing.

Table 11.2.4-1 shows the content of the Map Group To Bearer message.

**Table 11.2.4-1: Map Group To Bearer message**

| 0                                     |   |   |   |   |   |   |   | 1          |   |   |   |   |   |   |   | 2      |   |   |   |   |   |   |   | 3 |   |   |   |   |   |   |   |
|---------------------------------------|---|---|---|---|---|---|---|------------|---|---|---|---|---|---|---|--------|---|---|---|---|---|---|---|---|---|---|---|---|---|---|---|
| 0                                     | 1 | 2 | 3 | 4 | 5 | 6 | 7 | 8          | 9 | 0 | 1 | 2 | 3 | 4 | 5 | 6      | 7 | 8 | 9 | 0 | 1 | 2 | 3 | 4 | 5 | 6 | 7 | 8 | 9 | 0 | 1 |
| V=2 P  Subtype                        |   |   |   |   |   |   |   | PT=APP=204 |   |   |   |   |   |   |   | length |   |   |   |   |   |   |   |   |   |   |   |   |   |   |   |
| SSRC of participating MCDATA function |   |   |   |   |   |   |   |            |   |   |   |   |   |   |   |        |   |   |   |   |   |   |   |   |   |   |   |   |   |   |   |
| name=MCDM                             |   |   |   |   |   |   |   |            |   |   |   |   |   |   |   |        |   |   |   |   |   |   |   |   |   |   |   |   |   |   |   |
| MCDATA Group ID field                 |   |   |   |   |   |   |   |            |   |   |   |   |   |   |   |        |   |   |   |   |   |   |   |   |   |   |   |   |   |   |   |
| TMGI field                            |   |   |   |   |   |   |   |            |   |   |   |   |   |   |   |        |   |   |   |   |   |   |   |   |   |   |   |   |   |   |   |
| MBMS Subchannel field                 |   |   |   |   |   |   |   |            |   |   |   |   |   |   |   |        |   |   |   |   |   |   |   |   |   |   |   |   |   |   |   |

With the exception of the three first 32-bit words, the order of the fields are irrelevant.

**Subtype:**

The Subtype shall be set according to table 11.2.3.1-1.

**length:**

The length shall be set to the total number of 32-bit words in the message minus one.

**SSRC:**

The SSRC field shall carry the SSRC of the participating MCDData function.

The SSRC field shall be coded as specified in IETF RFC 3550 [16].

**MCDData Group ID:**

The MCDData Group ID field is coded as described in clause 11.2.3.2.

**TMGI:**

The TMGI field is coded as described in clause 11.2.3.4.

**MBMS Subchannel:**

The MBMS Subchannel field is coded as described in clause 11.2.3.3.

### 11.2.5 Unmap Group To Bearer message

The Unmap Group To Bearer message is sent by the participating function when media associated with the group stops being sended on the bearer. The message may be repeated several times immediately after.

Table 11.2.5-1 shows the content of the Unmap Group To Bearer message.

**Table 11.2.5-1: Unmap Group To Bearer message**

| 0              |   |   |   |   |   |   |   |   |   |   |   |   |   |   |   |            |   |   |   |   |   |   |   |   |   |   |   |   |   |   |   | 1                                      |   |   |   |   |   |   |   |   |   |   |   |  |  |  |  |  |  |  |  |  |  |  |  |  |  |  |  |  |  |  |  | 2 |  |  |  |  |  |  |  |  |  |  |  |  |  |  |  |  |  |  |  |  |  |  |  |  |  |  |  |  |  |  |  | 3 |  |  |  |  |  |  |  |  |  |  |  |  |  |  |  |  |  |  |  |  |  |  |  |  |  |  |  |  |  |  |  |
|----------------|---|---|---|---|---|---|---|---|---|---|---|---|---|---|---|------------|---|---|---|---|---|---|---|---|---|---|---|---|---|---|---|--|---|---|---|---|---|---|---|---|---|---|---|--|--|--|--|--|--|--|--|--|--|--|--|--|--|--|--|--|--|--|--|---|--|--|--|--|--|--|--|--|--|--|--|--|--|--|--|--|--|--|--|--|--|--|--|--|--|--|--|--|--|--|--|---|--|--|--|--|--|--|--|--|--|--|--|--|--|--|--|--|--|--|--|--|--|--|--|--|--|--|--|--|--|--|--|
| 0              | 1 | 2 | 3 | 4 | 5 | 6 | 7 | 8 | 9 | 0 | 1 | 2 | 3 | 4 | 5 | 6          | 7 | 8 | 9 | 0 | 1 | 2 | 3 | 4 | 5 | 6 | 7 | 8 | 9 | 0 | 1 | 0                                      | 1 | 2 | 3 | 4 | 5 | 6 | 7 | 8 | 9 | 0 | 1 |  |  |  |  |  |  |  |  |  |  |  |  |  |  |  |  |  |  |  |  |   |  |  |  |  |  |  |  |  |  |  |  |  |  |  |  |  |  |  |  |  |  |  |  |  |  |  |  |  |  |  |  |   |  |  |  |  |  |  |  |  |  |  |  |  |  |  |  |  |  |  |  |  |  |  |  |  |  |  |  |  |  |  |  |
| V=2 P  Subtype |   |   |   |   |   |   |   |   |   |   |   |   |   |   |   | PT=APP=204 |   |   |   |   |   |   |   |   |   |   |   |   |   |   |   | length                                 |   |   |   |   |   |   |   |   |   |   |   |  |  |  |  |  |  |  |  |  |  |  |  |  |  |  |  |  |  |  |  |   |  |  |  |  |  |  |  |  |  |  |  |  |  |  |  |  |  |  |  |  |  |  |  |  |  |  |  |  |  |  |  |   |  |  |  |  |  |  |  |  |  |  |  |  |  |  |  |  |  |  |  |  |  |  |  |  |  |  |  |  |  |  |  |
|                |   |   |   |   |   |   |   |   |   |   |   |   |   |   |   |            |   |   |   |   |   |   |   |   |   |   |   |   |   |   |   | SSRC of participating MCDData function |   |   |   |   |   |   |   |   |   |   |   |  |  |  |  |  |  |  |  |  |  |  |  |  |  |  |  |  |  |  |  |   |  |  |  |  |  |  |  |  |  |  |  |  |  |  |  |  |  |  |  |  |  |  |  |  |  |  |  |  |  |  |  |   |  |  |  |  |  |  |  |  |  |  |  |  |  |  |  |  |  |  |  |  |  |  |  |  |  |  |  |  |  |  |  |
|                |   |   |   |   |   |   |   |   |   |   |   |   |   |   |   |            |   |   |   |   |   |   |   |   |   |   |   |   |   |   |   | name=MCDM                              |   |   |   |   |   |   |   |   |   |   |   |  |  |  |  |  |  |  |  |  |  |  |  |  |  |  |  |  |  |  |  |   |  |  |  |  |  |  |  |  |  |  |  |  |  |  |  |  |  |  |  |  |  |  |  |  |  |  |  |  |  |  |  |   |  |  |  |  |  |  |  |  |  |  |  |  |  |  |  |  |  |  |  |  |  |  |  |  |  |  |  |  |  |  |  |
|                |   |   |   |   |   |   |   |   |   |   |   |   |   |   |   |            |   |   |   |   |   |   |   |   |   |   |   |   |   |   |   | MCDData Group ID field                 |   |   |   |   |   |   |   |   |   |   |   |  |  |  |  |  |  |  |  |  |  |  |  |  |  |  |  |  |  |  |  |   |  |  |  |  |  |  |  |  |  |  |  |  |  |  |  |  |  |  |  |  |  |  |  |  |  |  |  |  |  |  |  |   |  |  |  |  |  |  |  |  |  |  |  |  |  |  |  |  |  |  |  |  |  |  |  |  |  |  |  |  |  |  |  |
|                |   |   |   |   |   |   |   |   |   |   |   |   |   |   |   |            |   |   |   |   |   |   |   |   |   |   |   |   |   |   |   | TMGI field                             |   |   |   |   |   |   |   |   |   |   |   |  |  |  |  |  |  |  |  |  |  |  |  |  |  |  |  |  |  |  |  |   |  |  |  |  |  |  |  |  |  |  |  |  |  |  |  |  |  |  |  |  |  |  |  |  |  |  |  |  |  |  |  |   |  |  |  |  |  |  |  |  |  |  |  |  |  |  |  |  |  |  |  |  |  |  |  |  |  |  |  |  |  |  |  |
|                |   |   |   |   |   |   |   |   |   |   |   |   |   |   |   |            |   |   |   |   |   |   |   |   |   |   |   |   |   |   |   | MBMS Subchannel field                  |   |   |   |   |   |   |   |   |   |   |   |  |  |  |  |  |  |  |  |  |  |  |  |  |  |  |  |  |  |  |  |   |  |  |  |  |  |  |  |  |  |  |  |  |  |  |  |  |  |  |  |  |  |  |  |  |  |  |  |  |  |  |  |   |  |  |  |  |  |  |  |  |  |  |  |  |  |  |  |  |  |  |  |  |  |  |  |  |  |  |  |  |  |  |  |

With the exception of the three first 32-bit words, the order of the fields are irrelevant. MCDData Group ID field is mandatory. Including the TMGI field and the MBMS Subchannel field is optional, but if one of those fields is included the other one also needs to be included.

**Subtype:**

The Subtype shall be coded according to table 11.2.3.1-1.

**length:**

The length shall be set to the total number of 32-bit words in the message minus one.

**SSRC:**

The SSRC field shall carry the SSRC of the participating MCDData function.

The SSRC field shall be coded as specified in IETF RFC 3550 [16].

**MCDData Group ID:**

The MCDData Group ID field is coded as described in clause 11.2.3.2.

**TMGI:**

The TMGI field is coded as described in clause 11.2.3.4.

**MBMS Subchannel:**

The MBMS Subchannel field is coded as described in clause 11.2.3.3.

## 11.2.6 Application Paging message

The Application Paging message is sent by the participating function when an existing media transmission is to be switched to unicast bearers or when a new media transmission is to be started on unicast bearers.

Table 11.2.6-1 shows the content of the Application Paging message.

**Table 11.2.6-1: Application Paging message**

| 0              |   |   |   |   |   |   |   |   |   | 1                                      |   |   |   |   |   |   |   |   |   | 2      |   |   |   |   |   |   |   |   |   | 3 |   |   |   |   |   |   |   |   |   |
|----------------|---|---|---|---|---|---|---|---|---|--|---|---|---|---|---|---|---|---|---|--------|---|---|---|---|---|---|---|---|---|---|---|---|---|---|---|---|---|---|---|
| 0              | 1 | 2 | 3 | 4 | 5 | 6 | 7 | 8 | 9 | 0                                      | 1 | 2 | 3 | 4 | 5 | 6 | 7 | 8 | 9 | 0      | 1 | 2 | 3 | 4 | 5 | 6 | 7 | 8 | 9 | 0 | 1 | 2 | 3 | 4 | 5 | 6 | 7 | 8 | 9 |
| V=2 P  Subtype |   |   |   |   |   |   |   |   |   | PT=APP=204                             |   |   |   |   |   |   |   |   |   | length |   |   |   |   |   |   |   |   |   |   |   |   |   |   |   |   |   |   |   |
|                |   |   |   |   |   |   |   |   |   | SSRC of participating MCDData function |   |   |   |   |   |   |   |   |   |        |   |   |   |   |   |   |   |   |   |   |   |   |   |   |   |   |   |   |   |
|                |   |   |   |   |   |   |   |   |   | name=MCDM                              |   |   |   |   |   |   |   |   |   |        |   |   |   |   |   |   |   |   |   |   |   |   |   |   |   |   |   |   |   |
|                |   |   |   |   |   |   |   |   |   | MCDData Group ID                       |   |   |   |   |   |   |   |   |   |        |   |   |   |   |   |   |   |   |   |   |   |   |   |   |   |   |   |   |   |

With the exception of the three first 32-bit words, the order of the fields is irrelevant.

**Subtype:**

The Subtype shall be coded according to table 11.2.2-1.

**length:**

The length shall be set to the total number of 32-bit words in the message minus one.

**SSRC:**

The SSRC field shall carry the SSRC of the participating MCDData function.

The SSRC field shall be coded as specified in IETF RFC 3550 [16].

**MCDData Group ID:**

The MCDData Group ID field is coded as described in clause 11.2.3.2.

## 11.2.7 Bearer Announcement message

The Bearer Announcement message is sent by the participating function on an MBMS bearer for application control messages. It may be sent by the participating function in order to achieve a faster setup of the MBMS bearer.

Table 11.2.7-1 shows the content of the Bearer Announcement message.

**Table 11.2.7-1: Bearer Announcement message**

| 0              |   |   |   |   |   |   |   |   |   | 1                       |   |   |   |   |   |   |   |   |   | 2      |   |   |   |   |   |   |   |   |   | 3 |   |   |   |   |   |   |   |   |   |
|----------------|---|---|---|---|---|---|---|---|---|-------------------------|---|---|---|---|---|---|---|---|---|--------|---|---|---|---|---|---|---|---|---|---|---|---|---|---|---|---|---|---|---|
| 0              | 1 | 2 | 3 | 4 | 5 | 6 | 7 | 8 | 9 | 0                       | 1 | 2 | 3 | 4 | 5 | 6 | 7 | 8 | 9 | 0      | 1 | 2 | 3 | 4 | 5 | 6 | 7 | 8 | 9 | 0 | 1 | 2 | 3 | 4 | 5 | 6 | 7 | 8 | 9 |
| V=2 P  Subtype |   |   |   |   |   |   |   |   |   | PT=APP=204              |   |   |   |   |   |   |   |   |   | length |   |   |   |   |   |   |   |   |   |   |   |   |   |   |   |   |   |   |   |
|                |   |   |   |   |   |   |   |   |   | name=MCDM               |   |   |   |   |   |   |   |   |   |        |   |   |   |   |   |   |   |   |   |   |   |   |   |   |   |   |   |   |   |
|                |   |   |   |   |   |   |   |   |   | TMGI                    |   |   |   |   |   |   |   |   |   |        |   |   |   |   |   |   |   |   |   |   |   |   |   |   |   |   |   |   |   |
|                |   |   |   |   |   |   |   |   |   | Alternative TMGI fields |   |   |   |   |   |   |   |   |   |        |   |   |   |   |   |   |   |   |   |   |   |   |   |   |   |   |   |   |   |
|                |   |   |   |   |   |   |   |   |   | Monitoring State        |   |   |   |   |   |   |   |   |   |        |   |   |   |   |   |   |   |   |   |   |   |   |   |   |   |   |   |   |   |

With the exception of the three first 32-bit words and the internal order of the TMGI field and the Alternative TMGI fields, the order of the fields is irrelevant.

**Subtype:**

The subtype shall be coded according to table 11.2.3.1-1.

**length:**

The length shall be set to the total number of 32-bit words in the message minus one.

**TMGI:**

The TMGI field is coded as described in clause 11.2.3.4. This field is mandatory.

**Alternative TMGI:**

Zero or more alternative TMGI fields are coded as described in clause 11.2.3.4. This field is coded immediately after the TMGI field.

**Monitoring State:**

The monitoring state field is coded as described in clause 11.2.3.5.

## 11.2.8 Handling of unknown messages and fields

When an RTCP APP message is received, the receiver shall:

- 1) ignore the whole message, if the combination of name and subtype is unknown;
- 2) ignore the whole message if it is too short or has errors in the mandatory fields;
- 3) ignore the unspecified fields in the message (e.g. specified in future version of the protocol); and
- 4) ignore the syntactically incorrect optional fields.

---

# 12 Pre-established session media plane procedures

## 12.1 MCDATA client procedure

Upon establishing one-to-one or group SDS using media plane or one-to-one or group SDS session using pre-established call, the MCDATA client shall follow procedures as described in clause 6.1.

## 12.2 Participating MCDATA function procedure

Upon establishing one-to-one or group SDS using media plane or one-to-one or group SDS session using pre-established call, the participating MCDATA function shall follow the procedure as described in clause 6.2.

---

# 13 IP Connectivity media plane procedures

## 13.1 IP Connectivity client procedures

### 13.1.1 General

For IP Connectivity the endpoint of the media plane is an IP application that can send and receive any kind of IP messages. The IP application may reside on an external non-3GPP host connected via an IP interface to the MCDATA UE that incorporates the MCDATA client, or it may be running on the MCDATA UE. If the IP application resides on an

external non-3GPP host, the MCDData UE that incorporates the MCDData client shall provide a second IP interface with an IP address independent of the 3GPP system for communication with the external non 3GPP host. The IP interface between the IP application the MCDData UE and the MCDData client is based on implementation..

### 13.1.2 Originating MCDData client procedures

Upon receiving a request by an MCDData user, or an IP packet from an IP application, the MCDData client shall follow the procedure in 20.2.1 in 3GPP TS 24.282 [8]. The IP address received in the 200 OK response in this procedure shall be used to establish an IP tunnel. The IP tunnel shall be based on Generic Routing Encapsulation (GRE) as specified in RFC 2784 [19], and as explained in clause 13.4. The Key field value of each GRE packet header uniquely identifies the IP connectivity session that the GRE packet payload is associated with.

NOTE: How the client sets the session identifier is implementation specific.

The MCDData client shall act as an IP relay for IP traffic between the IP application and the IP tunnel to the far endpoint. Once the IP tunnel is established, the IP applications can exchange IP data. The client that receives the IP packets from the IP application shall perform encapsulation to the tunnelling protocol, while the client that receives IP packets from the IP tunnel shall perform de-encapsulation from the tunnelling protocol before passing the IP data to the IP application.

### 13.1.3 Terminating MCDData client procedures

The successful outcome of the procedure 20.2.2 in 3GPP TS 24.282 [8] shall be the trigger to start the establishment of the IP tunnel. The IP tunnel shall be based on GRE as specified in RFC 2784 [19], and as explained in clause 13.4. The Key field value of each GRE packet header uniquely identifies the IP connectivity session that the GRE packet payload is associated with.

NOTE: How the client sets the session identifier is implementation specific.

The MCDData client shall act as an IP relay for IP traffic between the IP tunnel and the IP application. Once the IP tunnel is established, the IP applications can exchange IP data. The client that receives the IP packets from the IP application shall perform encapsulation to the tunnelling protocol, while the client that receives IP packets from the IP tunnel shall perform de-encapsulation from the tunnelling protocol before passing the IP data to the IP application.

## 13.2 Participating MCDData function procedures

The participating MCDData function shall provide an endpoint for an IP tunnel towards the MCDData client, and a second endpoint for an IP tunnel towards the controlling MCDData function. Once the IP tunnel from the MCDData client is established, the participating MCDData function shall establish a second IP tunnel towards the controlling MCDData function. The IP tunnel shall be based on GRE as explained in clause 13.4. The Key field value of each GRE packet header uniquely identifies the IP connectivity session that the GRE packet payload is associated with. Additionally the participating MCDData function shall act as an IP relay for the IP traffic between these two IP tunnels.

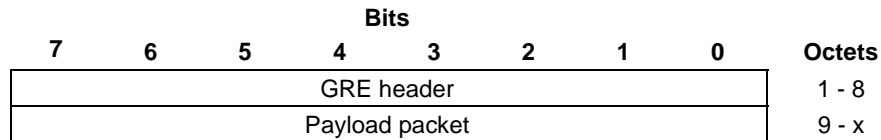
## 13.3 Controlling MCDData function procedures

The controlling MCDData function shall provide an endpoint for an IP tunnel towards the MCDData originating participating MCDData function, and a second endpoint for an IP tunnel towards the terminating participating MCDData function. Additionally the controlling MCDData function shall act as an IP relay for the IP traffic between these two IP tunnels.

## 13.4 Encapsulation of the user data in the GRE tunnel

GRE encapsulated user data packet is coded according to figure 13.4-1 and table 13.4-1.



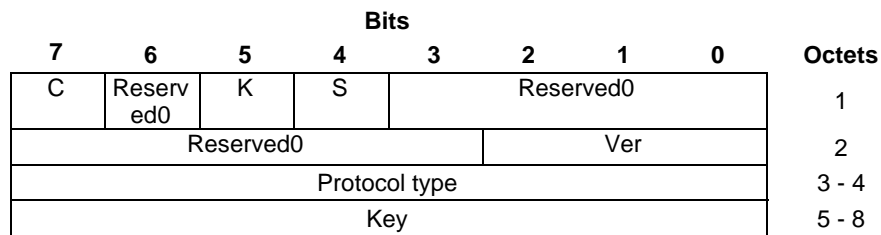


**Figure 13.4-1: GRE encapsulated user data packet**

**Table 13.4-1: GRE encapsulated user data packet**

Octet 1 to octet 8 are the GRE header field defined in IETF RFC 2784 [19] and IETF RFC 2890 [20]. The GRE header field is coded according to figure 13.4-2 and table 13.4-2.

Octet 9 to octet x are the Payload packet field. The Payload packet field contains one user data packet.



**Figure 13.4-2: GRE header field**

**Table 13.4-2: GRE header field**

Bit 7 of octet 1 is the C bit defined in IETF RFC 2784 [19]. The C bit is set to zero.

Bits 6, 3, 2, 1 and 0 of octet 1 and bits 7, 6, 5, 4, and 3 of octet 2 are the Reserved0 field defined in IETF RFC 2784 [19] and IETF RFC 2890 [20].

Bit 5 of octet 1 is the K bit defined in IETF RFC 2890 [20]. The K bit is set to one.

Bit 4 of octet 1 is the S bit defined in IETF RFC 2890 [20]. The S bit is set to zero.

Bits 2, 1 and 0 of octet 2 is the Ver field defined in IETF RFC 2784 [19].

Octet 3 and octet 4 are the Protocol Type field defined in IETF RFC 2784 [19]. The Protocol Type field is set to zero. (see NOTE)

Octet 5 to octet 8 are the Key field defined in IETF RFC 2890 [20]. The Key field is set to the IP connectivity session identifier associated with the IP packet.

**NOTE:** The receiving entity shall ignore value of the Protocol Type field.

## Annex A (informative): Change history

| Change history |         |           |      |     |     |  |             |
|----------------|---------|-----------|------|-----|-----|--|-------------|
| Date           | Meeting | TDoc      | CR   | Rev | Cat | Subject/Comment  | New version |
| 2017-01        |         |           |      |     |     | Initial version  | 0.0.0       |
| 2017-01        |         |           |      |     |     | Implementing P-CR C1-170436 from CT1#101-bis   | 0.1.0       |
| 2017-03        |         |           |      |     |     | Implementing P-CR C1-171055 and C1-171056 from CT1#102   | 0.2.0       |
| 2017-04        |         |           |      |     |     | Implementing P-CR C1-171746, C1-171747, C1-171749 and C1-171818 from CT1#103                                     | 0.3.0       |
| 2017-06        |         |           |      |     |     | Implementing P-CRs from CT1#104: C1-172229, C1-172539, C1-172540, C1-172543, C1-172550, C1-172740, and C1-172741 | 0.4.0       |
| 2017-06        | CT-76   |           |      |     |     | Version 1.0.0 created for presentation for information at CT76   | 1.0.0       |
| 2017-06        | CT-76   |           |      |     |     | Version 14.0.0 created after approval at CT76  | 14.0.0      |
| 2017-09        | CT-77   | CP-172102 | 0001 |     | F   | Corrections for the Overview clause  | 14.1.0      |
| 2017-09        | CT-77   | CP-172102 | 0002 |     | F   | Removal of Editor's Note for clause 6  | 14.1.0      |
| 2017-09        | CT-77   | CP-172102 | 0003 | 1   | F   | Protection of information in the media plane   | 14.1.0      |
| 2017-09        | CT-77   | CP-172102 | 0005 | 1   | F   | Standalone SDS via media plane, verification of configuration data in the media plane                            | 14.1.0      |
| 2017-09        | CT-77   | CP-172102 | 0006 |     | F   | Location Information   | 14.1.0      |
| 2017-09        | CT-77   | CP-172102 | 0007 | 2   | F   | Restructuring SDS session and authorization checks   | 14.1.0      |
| 2017-12        | CT-78   | CP-173064 | 0008 | 1   | F   | Authentication of Data Payload   | 14.2.0      |
| 2018-06        | SA-80   | -         | -    | -   | -   | Update to Rel-15 version (MCC)   | 15.0.0      |
| 2019-12        | CT-86   | CP-193102 | 0009 | 1   | B   | Add media plane capability to support transmission / reception via MBMS in MCDData                               | 16.0.0      |
| 2019-12        | CT-86   | CP-193102 | 0010 | 3   | B   | Adding clause for media plane procedures for pre-established session for MCDData                                 | 16.0.0      |
| 2020-06        | CT-88e  | CP-201112 | 0011 | 1   | B   | Media plane control in MCDData for user plane SDS using MBMS   | 16.1.0      |
| 2020-06        | CT-88e  | CP-201088 | 0012 | 1   | A   | Adding mcdData id in signalling payload for sender of the data in MCDData media plane (Session) communication    | 16.1.0      |
| 2020-09        | CT-89e  | CP-202165 | 0015 | 2   | F   | Media plane for IP connectivity  | 16.2.0      |
| 2020-12        | CT-90e  | CP-203196 | 0021 |     | A   | Correction of Content-Type description   | 16.3.0      |
| 2021-06        | CT-92e  | CP-211160 | 0025 | 1   | B   | MCDData media plane control for FD using MBMS delivery via MB2   | 17.0.0      |
| 2021-09        | CT-93e  | CP-212149 | 0026 | -   | F   | MCDData - small corrections in 24.582 clause 6.5   | 17.1.0      |
| 2021-09        | CT-93e  | CP-212149 | 0027 | 1   | F   | MCDData - adjust the To-Path header of MSRP SEND messages received over MBMS                                     | 17.1.0      |
| 2021-09        | CT-93e  | CP-212148 | 0028 | 1   | F   | Clause reference corrections in clause 7.2.1   | 17.1.0      |
| 2021-09        | CT-93e  | CP-212149 | 0029 | 1   | B   | Non-mandatory file download support for the file distributed using media plane                                   | 17.1.0      |

---

# History

| <b>Document history</b> |          |             |
|-------------------------|----------|-------------|
| V17.1.0                 | May 2022 | Publication |
|                         |          |             |
|                         |          |             |
|                         |          |             |
|                         |          |             |