

ETSI TS 124 605 V9.2.0 (2013-01)



Technical Specification

**Digital cellular telecommunications system (Phase 2+);
Universal Mobile Telecommunications System (UMTS);
LTE;
Conference (CONF) using IP Multimedia (IM)
Core Network (CN) subsystem;
Protocol specification
(3GPP TS 24.605 version 9.2.0 Release 9)**



Reference

RTS/TSGC-0124605v920

Keywords

GSM,LTE,UMTS

ETSI

650 Route des Lucioles
F-06921 Sophia Antipolis Cedex - FRANCE

Tel.: +33 4 92 94 42 00 Fax: +33 4 93 65 47 16

Siret N° 348 623 562 00017 - NAF 742 C
Association à but non lucratif enregistrée à la
Sous-Préfecture de Grasse (06) N° 7803/88

Important notice

Individual copies of the present document can be downloaded from:

<http://www.etsi.org>

The present document may be made available in more than one electronic version or in print. In any case of existing or perceived difference in contents between such versions, the reference version is the Portable Document Format (PDF). In case of dispute, the reference shall be the printing on ETSI printers of the PDF version kept on a specific network drive within ETSI Secretariat.

Users of the present document should be aware that the document may be subject to revision or change of status. Information on the current status of this and other ETSI documents is available at

<http://portal.etsi.org/tb/status/status.asp>

If you find errors in the present document, please send your comment to one of the following services:

http://portal.etsi.org/chaicor/ETSI_support.asp

Copyright Notification

No part may be reproduced except as authorized by written permission.
The copyright and the foregoing restriction extend to reproduction in all media.

© European Telecommunications Standards Institute 2013.
All rights reserved.

DECT™, **PLUGTESTS™**, **UMTS™** and the ETSI logo are Trade Marks of ETSI registered for the benefit of its Members.
3GPP™ and **LTE™** are Trade Marks of ETSI registered for the benefit of its Members and of the 3GPP Organizational Partners.
GSM® and the GSM logo are Trade Marks registered and owned by the GSM Association.

Intellectual Property Rights

IPRs essential or potentially essential to the present document may have been declared to ETSI. The information pertaining to these essential IPRs, if any, is publicly available for **ETSI members and non-members**, and can be found in ETSI SR 000 314: *"Intellectual Property Rights (IPRs); Essential, or potentially Essential, IPRs notified to ETSI in respect of ETSI standards"*, which is available from the ETSI Secretariat. Latest updates are available on the ETSI Web server (<http://ipr.etsi.org>).

Pursuant to the ETSI IPR Policy, no investigation, including IPR searches, has been carried out by ETSI. No guarantee can be given as to the existence of other IPRs not referenced in ETSI SR 000 314 (or the updates on the ETSI Web server) which are, or may be, or may become, essential to the present document.

Foreword

This Technical Specification (TS) has been produced by ETSI 3rd Generation Partnership Project (3GPP).

The present document may refer to technical specifications or reports using their 3GPP identities, UMTS identities or GSM identities. These should be interpreted as being references to the corresponding ETSI deliverables.

The cross reference between GSM, UMTS, 3GPP and ETSI identities can be found under <http://webapp.etsi.org/key/queryform.asp>.

Contents

Intellectual Property Rights	2
Foreword.....	2
Foreword.....	5
1 Scope	6
2 References	6
3 Definitions and abbreviations.....	7
3.1 Definitions	7
3.2 Abbreviations	7
4 CONFERENCE (CONF).....	7
4.1 Introduction	7
4.2 Description	7
4.2.1 General description	7
4.3 Operational requirements	8
4.3.1 Provision/withdrawal	8
4.3.2 Requirements on the originating network side.....	8
4.3.3 Requirements in the network	8
4.3.4 Requirements on the terminating network side.....	8
4.4 Coding requirements	8
4.5 Signalling requirements.....	8
4.5.1 Activation/deactivation	8
4.5.1a Registration/erasure	8
4.5.1b Interrogation	8
4.5.2 Invocation and operation	8
4.5.2.1 Actions at the originating UE.....	8
4.5.2.1.1 User joining a conference	8
4.5.2.1.2 User inviting another user to a conference	8
4.5.2.1.3 User leaving a conference.....	9
4.5.2.1.4 User creating a conference	9
4.5.2.1.5 Subscription for the conference event package	9
4.5.2.2 Actions at the conferencing AS.....	9
4.5.2.2.1 Conference focus	9
4.5.2.2.1A AS Procedures with 3PCC.....	9
4.5.2.2.2 Conference notification service	10
4.5.2.3 Void.....	10
4.5.2.4 Void.....	10
4.5.2.5 Void.....	10
4.5.2.6 Void.....	10
4.5.2.7 Actions at the destination UE.....	10
4.5.2.8 Void.....	10
4.5.2.9 Void.....	10
4.6 Interaction with other services.....	10
4.6.1 Communication HOLD (HOLD)	10
4.6.2 Terminating Identification Presentation (TIP).....	11
4.6.3 Terminating Identification Restriction (TIR).....	11
4.6.4 Originating Identification Presentation (OIP).....	11
4.6.5 Originating Identification Restriction (OIR).....	11
4.6.6 CONFERENCE calling (CONF)	11
4.6.7 Communication DIVersion services (CDIV).....	11
4.6.8 Malicious Communication IDENTification (MCID)	11
4.6.9 Anonymous Communication Rejection and Communication Barring (ACR/CB)	11
4.6.10 Explicit Communication Transfer (ECT)	11
4.7 Interworking with other networks	12
4.7.1 Void	12

4.7.2	Void	12
4.7.3	Void	12
4.8	Parameter values (timers).....	12
Annex A (informative): Signalling flows		13
A.0	Scope of signalling flows	13
A.1	CONF interworking signalling flow in case of an active communication between IMS and PSTN	13
A.2	Call flow for 3PTY CONF	19
A.2.1	Invite other user to 3PTY CONF by sending REFER request.....	19
A.2.2	Invite other user to 3PTY CONF by sending INVITE request with URI list.....	21
A.3	CONF call with REFER interworking at the AS.....	23
Annex B (informative): Change history		26
History		27

Foreword

This Technical Specification has been produced by the 3rd Generation Partnership Project (3GPP).

The contents of the present document are subject to continuing work within the TSG and may change following formal TSG approval. Should the TSG modify the contents of the present document, it will be re-released by the TSG with an identifying change of release date and an increase in version number as follows:

Version x.y.z

where:

- x the first digit:
 - 1 presented to TSG for information;
 - 2 presented to TSG for approval;
 - 3 or greater indicates TSG approved document under change control.
- y the second digit is incremented for all changes of substance, i.e. technical enhancements, corrections, updates, etc.
- z the third digit is incremented when editorial only changes have been incorporated in the document.

1 Scope

The present document specifies the stage three Protocol Description of the Conference (CONF) service based on stage one and two of the ISDN CONF supplementary service. It provides the protocol details in the IP Multimedia (IM) Core Network (CN) subsystem based on the Session Initiation Protocol (SIP) and the Session Description Protocol (SDP).

The present document specifies centralized conferencing, using a conference focus, distributed conferencing is out of scope.

The present document does not cover the cases of :

- a) cascading conference services; and
- b) the support of the PSTN/ISDN conference service hosted in the PSTN.

The present document is applicable to User Equipment (UE) and Application Servers (AS) which are intended to support the CONF supplementary service.

2 References

The following documents contain provisions which, through reference in this text, constitute provisions of the present document.

- References are either specific (identified by date of publication, edition number, version number, etc.) or non-specific.
- For a specific reference, subsequent revisions do not apply.
- For a non-specific reference, the latest version applies. In the case of a reference to a 3GPP document (including a GSM document), a non-specific reference implicitly refers to the latest version of that document *in the same Release as the present document*.

- [1] 3GPP TS 22.173: "IP Multimedia Core Network Subsystem (IMS) Multimedia Telephony Service and supplementary services; Stage 1".
- [2] 3GPP TS 24.229: "Internet Protocol (IP) multimedia call control protocol based on Session Initiation Protocol (SIP) and Session Description Protocol (SDP); Stage 3".
- [3] Void
- [4] Void.
- [5] Void.
- [6] Void.
- [7] 3GPP TS 24.147: "Conferencing using the IP Multimedia (IM) Core Network (CN) subsystem; Stage 3".
- [8] IETF RFC 3891: "The SIP Replaces header".
- [9] Void.
- [10] Void
- [11] 3GPP TS 24.628: "Common Basic Communication procedures using IP Multimedia (IM) Core Network (CN) subsystem; Protocol specification".
- [12] 3GPP TS 24.610: "Communication HOLD (HOLD) using IP Multimedia (IM) Core Network (CN) subsystem; Protocol specification".

3 Definitions and abbreviations

3.1 Definitions

For the purposes of the present document, the terms and definitions given in 3GPP TS 22.173 [1] and 3GPP TS 24.147 [7] apply.

3.2 Abbreviations

For the purposes of the present document, the following abbreviations apply:

ACR/CB	Anonymous Communication Rejection and Communication Barring
AS	Application Server
CDIV	Communication DIVersion
CONF	CONFerence calling
CS	Circuit Switch
ECT	Explicit Communication Transfer
HOLD	communication HOLD
IMS	IP Multimedia Subsystem
IP	Internet Protocol
ISDN	Integrated Service Data Network
MCID	Malicious Communication IDentification
MGCF	Media Gateway Control Function
OIP	Originating Identification Presentation
OIR	Originating Identification Restriction
P-CSCF	Proxy CSCF
PSTN	Public Switched Telephone Network
SIP	Session Initiation Protocol
TIP	Terminating Identification Presentation
TIR	Terminating Identification Restriction
UE	User Equipment

4 CONFerence (CONF)

4.1 Introduction

The CONFerence (CONF) service enables a user to participate in and control a simultaneous communication involving a number of users.

4.2 Description

4.2.1 General description

When the CONF service is invoked, conference resources are allocated to the served user.

Once a conference is active, users can join and leave a conference, and remote users can be added to or removed from the conference.

Conference participants can request to be informed of these actions.

4.3 Operational requirements

4.3.1 Provision/withdrawal

The CONF service shall be provided after prior arrangement with the service provider.

4.3.2 Requirements on the originating network side

No specific requirements are needed in the network.

4.3.3 Requirements in the network

No specific requirements are needed in the network.

4.3.4 Requirements on the terminating network side

No specific requirements are needed in the network.

4.4 Coding requirements

For coding requirements see 3GPP TS 24.147 [7], clause 5.

4.5 Signalling requirements

4.5.1 Activation/deactivation

The CONF service is activated at provisioning and deactivated at withdrawal.

4.5.1a Registration/erasure

The CONF service requires no registration. Erasure is not applicable.

4.5.1b Interrogation

Interrogation of CONF is not applicable.

4.5.2 Invocation and operation

This subclause describes the usage of and the changes to the procedures of 3GPP TS 24.147 [7] for invoking and operating a conference.

4.5.2.1 Actions at the originating UE

4.5.2.1.1 User joining a conference

Procedures according to 3GPP TS 24.147 [7], subclause 5.3.1.4 shall apply.

4.5.2.1.2 User inviting another user to a conference

Procedures according to 3GPP TS 24.147 [7], subclause 5.3.1.5 shall apply with the following additions to subclause 5.3.1.5.3 of 3GPP TS 24.147 [7]:

- A UE that has initiated an emergency call, shall not perform any procedures to add the remote user in that call to a conference.

- In order to avoid the establishment of a second communication to the invited user, in case of an active session the UE may additionally include the Replaces header in the header portion of the SIP URI of the Refer-to header of the REFER request. The included Replaces header shall refer to the active dialog that is replaced by the ad-hoc conference. The Replaces header shall comply with RFC 3891 [8].

NOTE 1: In case of an interworking to the PSTN the routing of the INVITE request from the conference focus to the MGCF that handles the Replaces information is not deterministic and the replacement of the active dialog might fail.

EXAMPLE: Refer-To: <sip:mgcf1.home1.net; method=INVITE?Replaces=cb03a0s09a2sdfglkj490333%3Bto-tag%3D314159%3Bfrom-tag%3D171828&Requirie=replaces >.

NOTE 2: If a conference participant invites another user to a conference by using a REFER request targeted at the other user (following 3GPP TS 24.147 [7], subclause 5.3.1.5.2), there can be cases where such REFER request is intercepted by an AS serving the requesting user which applies special REFER handling procedures according to 3GPP TS 24.628 [11] subclause 4.7.2.9.7.2. The consequence of this is that the conference focus AS will receive an INVITE from the referrers AS and not from the targeted user. This however does not affect the conference focus procedures in any way.

4.5.2.1.3 User leaving a conference

Procedures according to 3GPP TS 24.147 [7], subclause 5.3.1.6 shall apply.

4.5.2.1.4 User creating a conference

Procedures according to 3GPP TS 24.147 [7], subclause 5.3.1.3 shall apply.

4.5.2.1.5 Subscription for the conference event package

Procedures according to 3GPP TS 24.147 [7], subclause 5.3.1.2 shall apply.

4.5.2.2 Actions at the conferencing AS

4.5.2.2.1 Conference focus

Procedures according to 3GPP TS 24.147 [7], subclauses 5.3.2 and 6.3.2 shall apply with the following additions to subclause 5.3.2.5.2 of 3GPP TS 24.147 [7]:

- If a Referred-By header is available in the REFER request, the AS shall verify if the provided Referred-By header contains a valid identity of the requesting user. If not, the AS shall replace the Referred-By header with a valid value matching the P-Asserted-Identity header in the REFER request.

If no Referred-By header is available in the request, the AS shall add a Referred-By header that matches the P-Asserted-Identity header in the REFER request.

The procedures described in subclause 5.3.2.5.5 of 3GPP TS 24.147 [7] shall not apply.

4.5.2.2.1A AS Procedures with 3PCC

If 3-Way Calling with 3PCC is applied, the AS serving the controlling UE shall first check that a valid REFER request is received on the dialog to be transferred:

- The Request-URI in the REFER request is targeted to the same UE instance (remote UE) that is involved in the dialog; and,
- The Refer-To header in the REFER request contains an URI so that the method constructed from the URI is equal to an INVITE request to the Conference focus.

Otherwise, the AS may, depending on the operator policy:

- Reject the REFER request; or,
- Handle the REFER request with another service; or

- Proxy the REFER request on.

If the AS determines that the REFER request is valid for 3PCC, the AS shall:

- terminate the REFER request from the controlling UE by sending 202 Accepted response;
- send a NOTIFY request containing the message/sipfrag body of "SIP/2.0 100 Trying";
- send an INVITE request to the conference server without SDP content body based on the Refer-To header in the REFER request;

Upon receiving a reliable response (reliable 18x response or 200 OK response) from the conference server, due to the AS generated INVITE request triggered by a REFER request, the AS shall generate a re-INVITE request to the remote UE identified in that REFER request. The re-INVITE shall include the media information in the SDP offer that matches what was received from the conference server. The re-INVITE request is sent to the remote UE over the existing dialog.

Upon receiving a reliable response (200 OK) to the re-INVITE request from the remote UE with SDP answer information in the message body, the AS shall include the media information in the SDP answer into the next eligible request toward the conference server as an answer to the original SDP offer received. The next eligible request may be one of the following:

- PRACK request for a reliable 18x response; or
- ACK request for 200 (OK) response.

Upon successful completion of the 3PCC procedure between the conference server and the remote UE, the AS shall send a NOTIFY request to the controlling UE to indicate that the call transfer has been completed based on the REFER request.

4.5.2.2.2 Conference notification service

In case of the subscription of a conference participant to the conference notification service, procedures according to 3GPP TS 24.147 [7], subclause 5.3.3 shall apply.

4.5.2.3 Void

4.5.2.4 Void

4.5.2.5 Void

4.5.2.6 Void

4.5.2.7 Actions at the destination UE

Upon receipt of an INVITE request that includes a Replaces header, the UE shall apply the procedures described in RFC 3891 [8] to the INVITE request.

4.5.2.8 Void

4.5.2.9 Void

4.6 Interaction with other services

4.6.1 Communication HOLD (HOLD)

The AS supporting the CONF service shall support the procedures for the held UE as specified in 3GPP TS 24.610 [12]

4.6.2 Terminating Identification Presentation (TIP)

No impact, i.e. neither service shall affect the operation of the other service.

4.6.3 Terminating Identification Restriction (TIR)

For the conferencing AS implementing the conference focus, the following applies:

- If a participant is added to the conference and if TIR is active for the terminating party of this session, then the identity information of that participant shall not be included in conference notifications to other participants.

4.6.4 Originating Identification Presentation (OIP)

No impact, i.e. neither service shall affect the operation of the other service.

4.6.5 Originating Identification Restriction (OIR)

For the conferencing AS implementing the conference focus, the following applies:

- If a participant joins the conference and if OIR is active for the originating party of this session, then the identity information of that participant shall not be included in conference notifications to other participants.
- If a REFER request is received and if the Privacy header field is set to "header" or "user", then for the INVITE request to the refer-to target, the conference AS shall:
 - a) not insert the Referred-by header field, if it does not exist in the REFER request; or
 - b) remove the Referred-By header field, if the Privacy header field of the REFER request is set to "user".
- If an INVITE request with "recipient-list" body is received, and if the Privacy header field is set to "user", then the conference AS shall anonymize the From header field of resulting reINVITE request, if there is established dialog between the conference controller and the target of the reINVITE request.

4.6.6 CONFerence calling (CONF)

Not applicable.

NOTE: Cascading conference services are out of scope of the present specification.

4.6.7 Communication DIVersion services (CDIV)

No impact, i.e. neither service shall affect the operation of the other service.

4.6.8 Malicious Communication IDentification (MCID)

No impact, i.e. neither service shall affect the operation of the other service.

4.6.9 Anonymous Communication Rejection and Communication Barring (ACR/CB)

The focus AS shall not accept REFER requests with a refer-to target that is barred by the conference creators Outgoing Communication Barring (OCB) rules.

The focus AS shall remove the URI that is barred by the conference creator Outgoing Communication Barring (OCB) rules from the list of URIs in the "recipient-list" body of INVITE request.

4.6.10 Explicit Communication Transfer (ECT)

No impact, i.e. neither service shall affect the operation of the other service.

4.7 Interworking with other networks

4.7.1 Void

4.7.2 Void

4.7.3 Void

4.8 Parameter values (timers)

Not applicable.

Annex A (informative): Signalling flows

A.0 Scope of signalling flows

This annex gives examples of signalling flows related to the Conference (CONF) service.

These signalling flows are simplified in that they do not show the AS to MRFC interactions nor the AS and MRFC functional split.

A.1 CONF interworking signalling flow in case of an active communication between IMS and PSTN

Figure A.1 depicts a flow where two UEs are engaged in a call, and one of the users is located in the PSTN. At some point in time, UE A decides to activate the CONF service and move the call to a centralized conference. UE A creates the conference, and provides instructions to the conference server to contact UE B and replace the initial communication with a communication to the conference server.

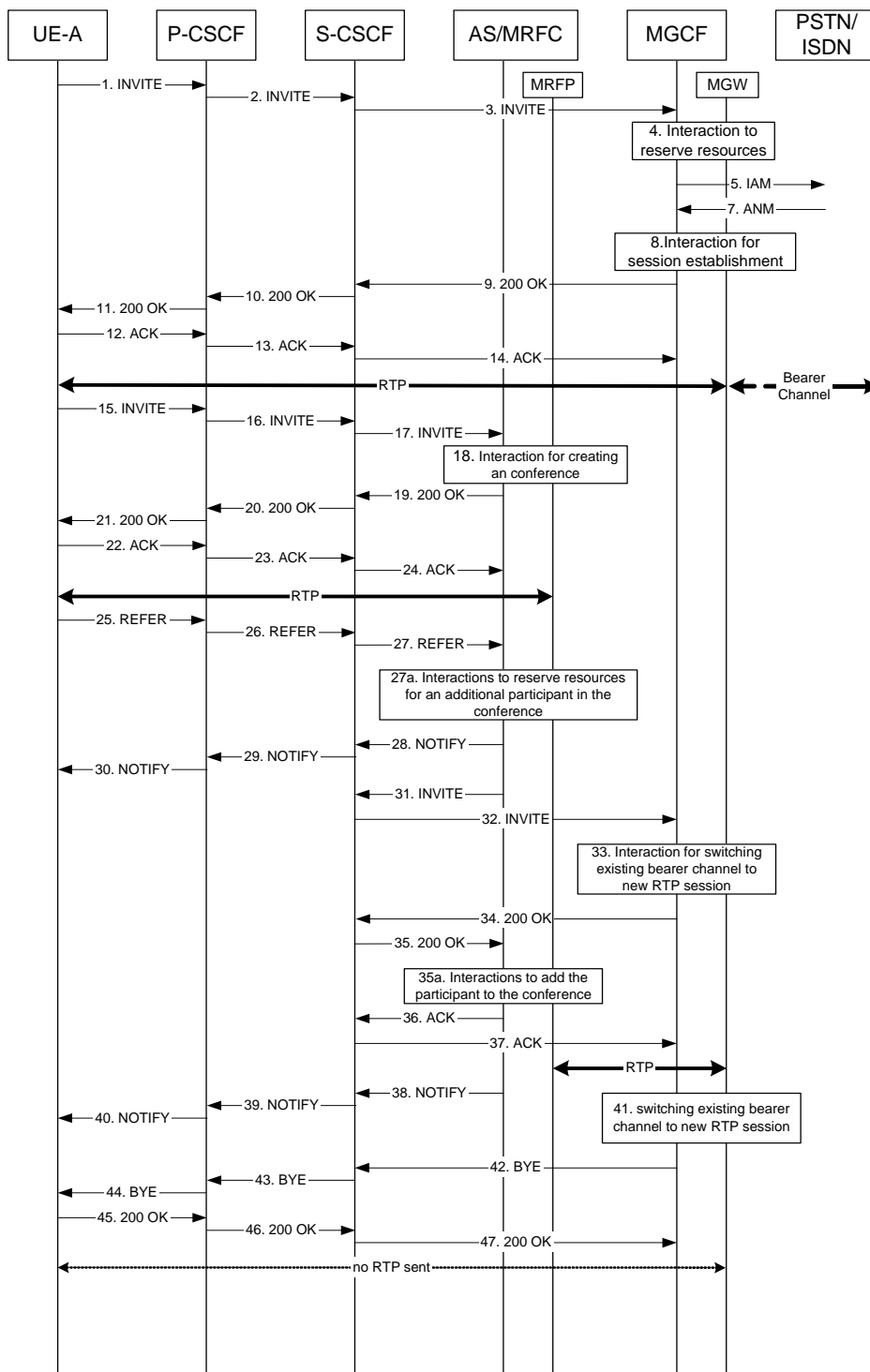


Figure A.1: CONF interworking signalling flow in case of an active communication between IMS and PSTN

- Description figure A.1

NOTE: Only the most relevant messages are shown in figure A.1

UE-A is in an active voice session with a PSTN/ISDN TE (SIP dialog with Call-ID, to-tag and from-tag between UE-A and MGCF). It then creates a conference and invites the PSTN/ISDN TE to the conference by sending a REFER to the conference focus, which invites the PSTN/ISDN TE to the conference by sending an INVITE which includes the Replaces header to the MGCF. The MGCF confirms the session, switches the existing bearer channel to the new RTP session, and terminates the session which is replaced.

1. to 3. UE-A initiates a voice session with a PSTN/ISDN TE by sending an INVITE request to the MGCF.

Table A.1: 1.INVITE (UE-A to P-CSCF)

```

INVITE tel:+1-212-555-2222 SIP/2.0
Via: SIP/2.0/UDP [5555::aaa:bbb:ccc:ddd]:1357;comp=sigcomp;branch=z9hG4bKnashds7
Max-Forwards: 70
Route: <sip:pcscf1.visited1.net:7531;lr;comp=sigcomp>, <sip:scscf1.home1.net;lr>
P-Preferred-Identity: "John Doe" <sip:user1_public1@home1.net>
P-Access-Network-Info: 3GPP-UTRAN-TDD; utran-cell-id-3gpp=234151D0FCE11
Privacy: none
From: <sip:user1_public1@home1.net>;tag=171828
To: <tel:+1-212-555-2222>
Call-ID: cb03a0s09a2sdfglkj490333
Cseq: 127 INVITE
Require: sec-agree
Proxy-Require: sec-agree
Supported: precondition, 100rel, gruu, 199
Security-Verify: ipsec-3gpp; q=0.1; alg=hmac-sha-1-96; spi-c=98765432; spi-s=87654321; port-c=8642;
port-s=7531
Contact: <sip:user1_public1@home1.net;gr=urn:uuid:f81d4fae-7dec-11d0-a765-
00a0c91e6bf6;comp=sigcomp>;+g.3gpp.icsi-ref="urn:3Aurn-7%3gpp-service.ims.icsi.mmtel"
Allow: INVITE, ACK, CANCEL, BYE, PRACK, UPDATE, REFER, MESSAGE
Accept: application/sdp, .application/3gpp-ims+xml
Accept-Contact: *;+g.3gpp.icsi-ref="urn:3Aurn-7%3gpp-service.ims.icsi.mmtel"
P-Preferred-Service: urn:urn-7:3gpp-service.ims.icsi.mmtel
Content-Type: application/sdp
Content-Length: (...)

v=0
o=- 2987933615 2987933615 IN IP6 5555::aaa:bbb:ccc:ddd
s=-
c=IN IP6 5555::aaa:bbb:ccc:ddd
t=0 0
m=video 3400 RTP/AVP 98 99a=tcap:1 RTP/AVPF
a=pcfg:1 t=1
b=AS:75
a=crr:qos local none
a=crr:qos remote none
a=des:qos mandatory local sendrecv
a=des:qos none remote sendrecv
a=inactive
a=rtpmap:98 H263
a=fmtp:98 profile-level-id=0
a=rtpmap:99 MP4V-ES
m=audio 3456 RTP/AVP 97 96a=tcap:1 RTP/AVPF
a=pcfg:1 t=1
b=AS:25.4
a=crr:qos local none
a=crr:qos remote none
a=des:qos mandatory local sendrecv
a=des:qos none remote sendrecv
a=inactive
a=rtpmap:97 AMR
a=fmtp:97 mode-set=0,2,5,7; maxframes=2
a=rtpmap:96 telephone-event

```

4: Interaction to reserve resources.

5: SS7: IAM.

7: SS7: ANM.

8: Interaction for session establishment.

9 to 11: The MGCF sends a final response back to the session originator.

Table A.2: 9. 200 OK (MGCF to S-CSCF)

```

SIP/2.0 200 OK
Via: SIP/2.0/UDP bgcf1.home1.net;branch=z9hG4bK6546q2.1, SIP/2.0/UDP
scscf1.home1.net;branch=z9hG4bK332b23.1, SIP/2.0/UDP pcscf1.home1.net;branch=z9hG4bK431h23.1,
SIP/2.0/UDP [5555::aaa:bbb:ccc:ddd]:1357;comp=sigcomp;branch=z9hG4bKnashds7
Record-Route: <sip:scscf1.home1.net;lr>, <sip:pcscf1.home1.net;lr>
P-Asserted-Identity: <tel:+1-212-555-2222>
P-Charging-Vector:

```



```

Privacy: none
From:
To: <tel:+1-212-555-2222>;tag=314159
Call-ID:
CSeq:
Require: 100rel, precondition
Contact: <sip:mgcf1.home1.net;gr>
Allow: INVITE, ACK, CANCEL, BYE, PRACK, UPDATE
RSeq: 9021
Content-Type: application/sdp
Content-Length: (...)

v=0
o=- 2987933623 2987933623 IN IP6 5555::eee:fff:aaa:bbb
s=-
c=IN IP6 5555::eee:fff:aaa:bbb
t=0 0
m=video 0 RTP/AVP 98 99
m=audio 6544 RTP/AVPF 97 96a=acfg:1 t=1
b=AS:25.4
a=curr:qos local none
a=curr:qos remote none
a=des:qos mandatory local sendrecv
a=des:qos none remote sendrecv
a=inactive
a=conf:qos remote sendrecv
a=rtpmap:97 AMR
a=fmtp:97 mode-set=0,2,5,7; maxframes=2
a=rtpmap:96 telephone-event

```

12 to 14: The Calling party acknowledges the final response with an ACK request.

15 to 24: UE-A creates a conference by sending an INVITE request to the Conference Factory URI and connects to the conference.

Table A.3: 15. INVITE request (UE-A to P-CSCF)

```

INVITE sip:conference-factory1@mrfc1.home1.net SIP/2.0
Via: SIP/2.0/UDP [5555::aaa:bbb:ccc:ddd]:1357;comp=sigcomp;branch=z9hG4bKnashds7
Max-Forwards: 70
Route: <sip:pcscf1.visited1.net:7531;lr;comp=sigcomp>, <sip:orig@scscf1.home1.net;lr>
P-Preferred-Identity: "John Doe" <sip:user1_public1@home1.net>
P-Access-Network-Info: 3GPP-UTRAN-TDD; utran-cell-id-3gpp=234151D0FCE11
Privacy: none
From: <sip:user1_public1@home1.net>; tag=171829
To: <sip:conference-factory1@mrfc1.home1.net>
Call-ID: cb03a0s09a2sdfglkj490444
Cseq: 127 INVITE
Require: sec-agree
Proxy-Require: sec-agree
Supported: precondition, 100rel, gruu, 199
Security-Verify: ipsec-3gpp; q=0.1; alg=hmac-sha-1-96; spi-c=98765432; spi-s=87654321; port-c=8642; port-s=7531
Contact: <sip:user1_public1@home1.net;gr=urn:uuid:f81d4fae-7dec-11d0-a765-00a0c91e6bf6;comp=sigcomp>;+g.3gpp.icsi-ref="urn:3Aurn-7%3gpp-service.ims.icsi.mmtel"
Accept:application/sdp,.application/3gpp-ims+xml
Accept-Contact: *;+g.3gpp.icsi-ref="urn:3Aurn-7%3gpp-service.ims.icsi.mmtel"
P-Preferred-Service: urn:urn-7:3gpp-service.ims.icsi.mmtel
Allow: INVITE, ACK, CANCEL, BYE, PRACK, UPDATE, REFER, MESSAGE, SUBSCRIBE, NOTIFY
Content-Type: application/sdp
Content-Length: (...)

v=0
o=- 2987933615 2987933615 IN IP6 5555::aaa:bbb:ccc:ddd
s=-
c=IN IP6 5555::aaa:bbb:ccc:ddd
t=0 0
m=video 3400 RTP/AVP 98 99a=tcap:1 RTP/AVPF
a=pcfg:1 t=1
b=AS:75
a=curr:qos local none
a=curr:qos remote none
a=des:qos mandatory local sendrecv
a=des:qos none remote sendrecv
a=inactive

```

```

a=rtpmap:98 H263
a=fmtp:98 profile-level-id=0
a=rtpmap:99:MPVMP4V-ES
m=audio 3456 RTP/AVP 97 96a=tcap:1 RTP/AVPF
a=pcfg:1 t=1
b=AS:25.4
a=crr:gqos local none
a=crr:gqos remote none
a=des:gqos mandatory local sendrecv
a=des:gqos none remote sendrecv
a=inactive
a=rtpmap:97 AMR
a=fmtp:97 mode-set=0,2,5,7; maxframes=2
a=rtpmap:96 telephone-event

```

25 to 27: UE-A invites the PSTN/ISDN TE to the conference by sending a REFER request to the conference focus, the "method" parameter set to "INVITE". The Refer-To header of the REFER request includes the Replaces parameter with Call-ID, to-tag and from-tag from the existing SIP dialog.

Table A.4: 25. REFER request (UE-A to P-CSCF)

```

REFER sip: conference1@mrfl1.home1.net SIP/2.0
Via: SIP/2.0/UDP [5555::aaa:bbb:ccc:ddd]:1357;comp=sigcomp;branch=z9hG4bKnashds7
Max-Forwards: 70
Route: <sip:pcscf1.visited1.net:7531;lr;comp=sigcomp>, <sip:orig@scscf1.home1.net;lr>
P-Preferred-Identity: "John Doe" <sip:user1_public1@home1.net>
P-Access-Network-Info: 3GPP-UTRAN-TDD; utran-cell-id-3gpp=234151D0FCE11
Privacy: none
From: <sip:user1_public1@home1.net>; tag=171829
To: <sip:conference1@mrfl1.home1.net>
Call-ID: cb03a0s09a2sdfglkj490555
Cseq: 127 REFER
Require: sec-agree
Refer-To: <sip:mgcf1.home1.net; method=INVITE?Replaces=cb03a0s09a2sdfglkj490333%3Bto-
tag%3D314159%3Bfrom-tag%3D171828&Require=replaces >
Referred-By: <sip:user1_public1@home1.net>
Proxy-Require: sec-agree
Security-Verify: ipsec-3gpp; q=0.1; alg=hmac-sha-1-96; spi-c=98765432; spi-s=87654321; port-c=8642;
port-s=7531
Contact: <sip:user1_public1@home1.net;gr=urn:uuid:f81d4fae-7dec-11d0-a765-
00a0c91e6bf6;comp=sigcomp>;+g.3gpp.icsi-ref="urn%3Aurn-7%3gpp-service.ims.icsi.mmtel"
Content-Length: 0

```

27a: Interactions to reserve resources for an additional participant in the conference.

28 to 30: The conference focus sends a NOTIFY request containing information about the progress of the REFER request processing. The Subscription-State is set to "active".

31 to 32: The conference focus invites the PSTN/ISDN TE by sending an INVITE request to the MGCF. The INVITE request includes the Replaces header with Call-ID, to-tag and from-tag from the existing SIP dialog.

Table A.5: 31. INVITE request (MRFC/AS to S-CSCF)

```

INVITE sip:mgcf1.home1.net SIP/2.0
Via: SIP/2.0/UDP mrfl1.home1.net;branch=z9hG4bK23273846
Max-Forwards: 70
P-Asserted-Identity: <sip:conference1@mrfl1.home1.net>
P-Charging-Vector: icid-value="AyretyU0dm+602IrT5tAFrbHLso=023551024"; orig-ioi=home1.net
Privacy: none
From: <sip:conference1@mrfl1.home1.net>;tag=171123
To: <sip:mgcf1.home1.net>
Call-ID: bc03a0s09a2sdfglkj490333
Cseq: 127 INVITE
Require: replaces
Replaces: cb03a0s09a2sdfglkj490333;to-tag=314159;from-tag=171828
Supported: precondition, 100rel
Referred-By: <sip:user1_public1@home1.net>
Contact: <sip:conference1@mrfl1.home1.net>;isfocus
Allow: INVITE, ACK, CANCEL, BYE, PRACK, UPDATE, REFER, MESSAGE, SUBSCRIBE, NOTIFY
Allow-Events: conference
Content-Type: application/sdp
Content-Length: (...)

```

```
v=0
o=- 2987933615 2987933615 IN IP6 5555::abc:def:abc:abc
s=-
c=IN IP6 5555::abc:def:abc:def
t=0 0
m=video 10001 RTP/AVP 98
a=tcap:1 RTP/AVPF
a=pcfg:1 t=1
b=AS:75
a=curr:qos local none
a=curr:qos remote none
a=des:qos mandatory local sendrecv
a=des:qos none remote sendrecv
a=inactive
a=rtpmap:98 H263
a=fmtp:98 profile-level-id=0
m=audio 6544 RTP/AVP 97 96a=tcap:1 RTP/AVPF
a=pcfg:1 t=1
b=AS:25.4
a=curr:qos local none
a=curr:qos remote none
a=des:qos mandatory local sendrecv
a=des:qos none remote sendrecv
a=inactive
a=rtpmap:97 AMR
a=fmtp:97 mode-set=0,2,5,7; maxframes=2
a=rtpmap:96 telephone-event
```

33: Interaction for switching existing bearer channel to new RTP.

34 to 35: The MGCF sends a final response back to the session originator.

35a: Interaction to add the participant to the conference.

36 to 37: The Calling party acknowledges the final response with an ACK request.

38 to 40: The conference focus sends a NOTIFY request containing information about the progress of the REFER request processing. The Subscription-State is set to "terminated".

41: The MGCF replaces the existing RTP stream to UE-A with the new RTP stream to the conferencefocus.

42 to 44: The MGCF releases the session with UE-A by sending a BYE request to UE-A.

45 to 47: UE-A responds with a 200 OK response.

A.2 Call flow for 3PTY CONF

A.2.1 Invite other user to 3PTY CONF by sending REFER request

Figure A.2 depicts a flow where two UEs, UE-1 and UE-2, are engaged in a call. At some point in time, UE-1 decides to involve UE-3 into the communication and activate the 3PTY CONF service. UE-1 puts UE-2 on hold, initiates a session toward UE-3 to get the user's permission to start 3PTY call, creates the conference, and moves the original communication with both UE-2 and UE-3 to the conference server.

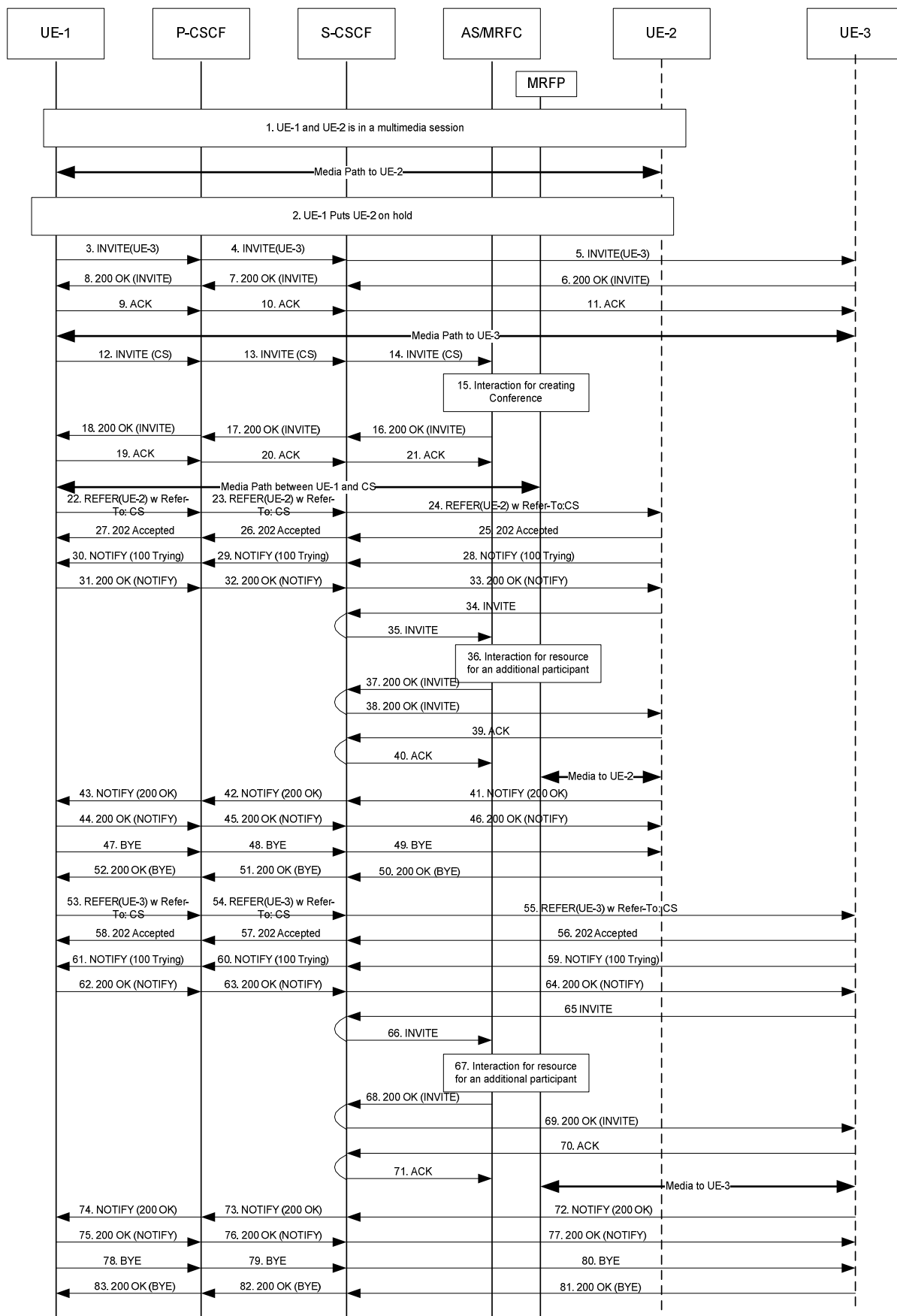


Figure A.2: Call flow for 3PTY conference

UE-1 and UE-2 are in an active call. UE-1 decides to add UE-3 to make it a 3-way conferencing call.

1. UE-1 and UE-2 are in an active call.
2. UE-1 puts UE-2 on hold before invoking the 3-Way Calling with UE-3.
- 3~11. UE-1 establishes a call with UE-3 following normal call setup procedure and gets UE-3's permission to start the 3-Way Calling.
- 12~14. UE-1 sends an INVITE request to the conference server to establish a conference session.
15. The CS coordinates with MRFP to allocate conference resources.
- 16~21. The CS sends a 200 (OK) response and receives an ACK request from UE-1.
- 22~27. UE-1 sends a REFER request to UE-2 with the Refer-To header set to the address of the CS; UE-2 accepts the REFER request.
- 28~33. UE-2 sends a NOTIFY request to UE-1 to indicate that UE-2 is acting on the REFER request.
- 34~35. UE-2 sends an INVITE request to the CS to join the conference.
36. The CS coordinates with MRFP to allocate more resources.
- 37~40. The CS sends a 200 (OK) response to UE-2 and receives an ACK request.
- 41~46. UE-2 sends a NOTIFY request to UE-1 to indicate that it has finished action required by the REFER request.
- 47~52. UE-1 sends a BYE request to terminate the call between itself and UE-2.
- 53~58. In parallel to step 22~52, UE-1 sends a REFER request to UE-3 with the Refer-To header set to the address of the CS; UE-3 accepts the REFER request.
- 59~64. UE-3 sends a NOTIFY request to UE-1 to indicate that UE-3 is acting on the REFER request.
- 65~66. UE-3 sends an INVITE request to the CS to join the conference.
67. The CS coordinates with MRFP to allocate more resources.
- 68~71. The CS sends a 200 (OK) response to UE-3 and receives an ACK request.
- 72~77. UE-3 sends a NOTIFY request to UE-1 to indicate that it has finished action required by the REFER request.
- 78~83. UE-1 sends a BYE request to terminate the call between itself and UE-3.

A.2.2 Invite other user to 3PTY CONF by sending INVITE request with URI list

Figure A.3 depicts a flow where UA-A is involved in 2 communications with UA-B and UA-C, both 2 communications are on-hold. The AS is involved in both 2 communications as a B2BUA.

When user A intends to start the 3PTY conference, UA-A sends an INVITE request to the AS to create the conference and indicates that certain dialogs will be re-used for this conference, The AS sends re-INVITEs in the indicated dialogs and connects the media to the conference bridge. The dialogs can be indicated by adding the Call-ID header field, the From header field and the To header field to the entries in the URI list of the initial INVITE request.

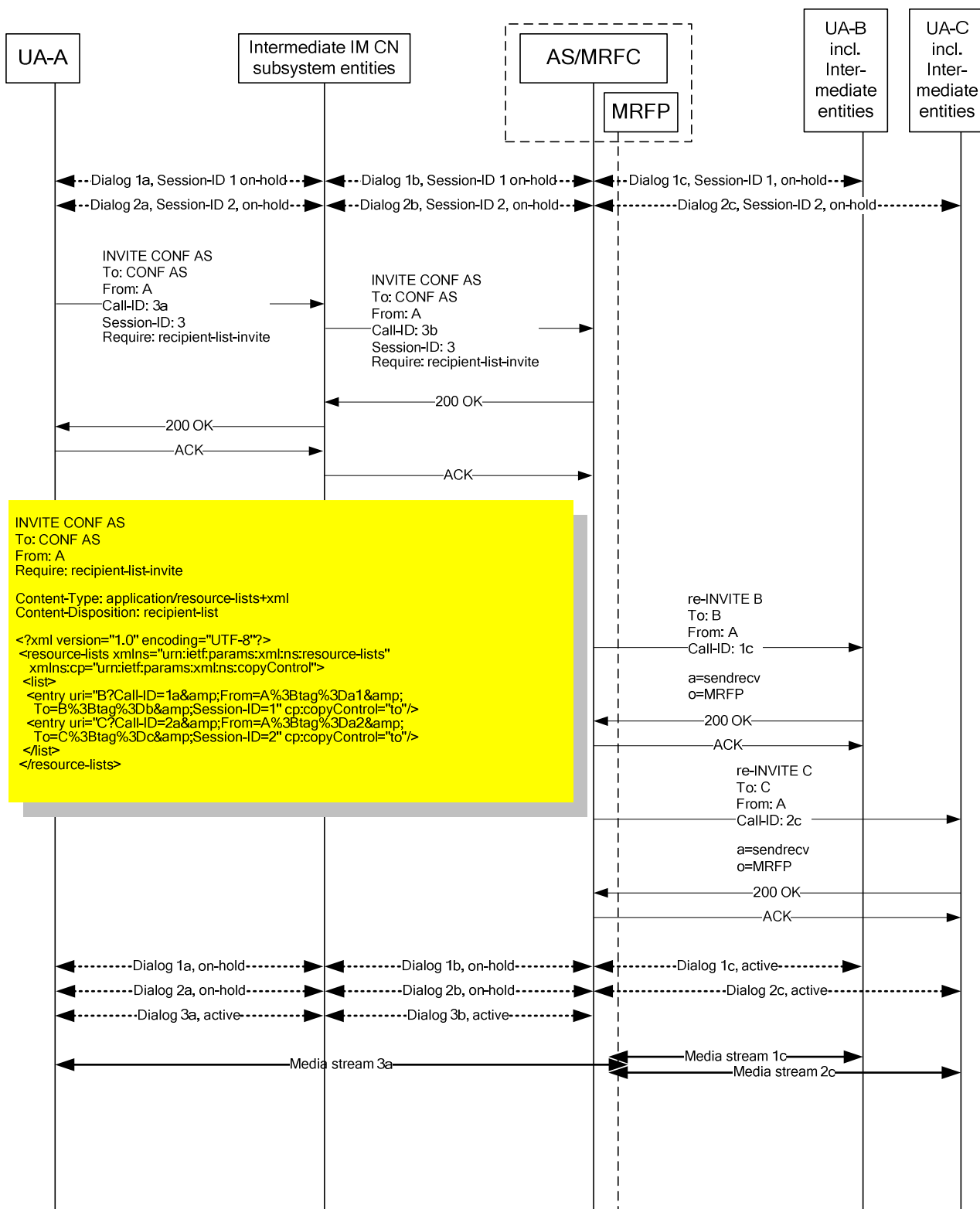


Figure A.3: Call flow for 3PTY conference

1: UA-A creates a conference and invites user B and user C to the conference by sending an INVITE request to the Conference Factory URI and including URI list in the INVITE request, UA-A indicates the certain dialogs which be re-used for this conference in the uri list by ? mechanism.

```

INVITE CONF AS
To: CONF AS
From: A
    
```

Require: recipient-list-invite

Content-Type: application/resource-lists+xml

Content-Disposition: recipient-list

```
<?xml version="1.0" encoding="UTF-8"?>
<resource-lists xmlns="urn:ietf:params:xml:ns:resource-lists"
  xmlns:cp="urn:ietf:params:xml:ns:copyControl">
  <list>
    <entry uri="B?Call-ID=1a&From=A%3Btag%3Da1&To=B%3Btag%3Db&Session-ID=1"
cp:copyControl="to"/>
    <entry uri="C?Call-ID=2a&From=A%3Btag%3Da2&To=C%3Btag%3Dc&Session-ID=2"
cp:copyControl="to"/>
  </list>
</resource-lists>
```

2: AS verifies if the dialogs in URI list matches to a partial dialog which AS already involved, In the case of a match the AS use this dialog ID information to send re-INVITE request to UA-B and UA-C in the partial dialogs between the AS and the invited users in order to connect the media of the invited users to the MRFP.

A.3 CONF call with REFER interworking at the AS

Figure A.4 depicts a flow where two UEs, UE-1 and UE-2, are engaged in a call. At some point in time, UE-1 decides to involve UE-3 into the communication and activate the CONF service. In this scenario, third party call control at the AS is employed to interwork the REFER request to an INVITE request. Such a scenario is applicable since some endpoints do not support the REFER method.

- 4: UE-1 decides to covert the two on-going calls into a 3-way call and puts UE-3 on hold.
- 5 to 8: UE-1 sends an INVITE request to the CS to establish a conference session. The AS is put on the signalling path of this call by invoking the iFC. The dialog ID between the AS and the CS is D3.
- 9: The CS coordinates with MRFP to allocate conference resources.
- 10 to 17: The CS sends a 200 (OK) response and receives an ACK request from UE-1.
- 18 to 23: UE-1 sends a REFER request to UE-2 with the Refer-To header set to the address of the CS. The AS sends a 202 (Accepted) response and terminates the REFER request in order to perform REFER interworking.
- 24 to 29: The AS sends a NOTIFY request to UE-1 to indicate that the AS is processing the REFER request.
- 30: The AS sends an empty INVITE request to the CS (dialog D4) to join the conference created by UE-1.
- 31: The CS coordinates with MRFP to allocate more resources.
- 32: The CS sends a 200 (OK) response to the AS. This response includes an SDP offer (O1) based on the conference information.
- 33 to 34: The AS sends a re-INVITE request with SDP offer (O1) to UE-2 on the existing dialog (D1) to update the session to conference session.
- 35 to 36: UE-2 sends a 200 (OK) response to the AS to acknowledge the re-INVITE request. This response contains an SDP answer (A1) based on the SDP offer (O1) received.
- 37: The AS sends an ACK request with SDP answer (A1) to the CS to reply to the SDP offer received in Step 32. End-to-End offer/answer exchange between the CS and UE-2 is completed.
- 38 to 39: The AS also sends an ACK request to UE-2 to acknowledge the 200 (OK) response from UE-2.
- 40 to 45: The AS sends a NOTIFY request to UE-1 to indicate that it has finished action required by the REFER request.
- 46 to 51: UE-1 sends a BYE request to terminate the dialog used for communication between itself and UE-2.
- 52: In parallel to step 18 through 51, UE-1 follows the similar procedures to add UE-3 into the conference.

Annex B (informative): Change history

Change history							
Date	TSG #	TSG Doc.	CR	Rev	Subject/Comment	Old	New
2008-01					Publication as ETSI TS 183 005		2.5.0
2008-01					Conversion to 3GPP TS 24.505		2.5.1
2008-01					Technically identical copy as 3GPP TS 24.605 as basis for further development.		2.5.1
2008-02					Implemented C1-080097, C1-080424, C1-080426		2.6.0
2008-04					Implemented C1-080878, C1-081082, C1-081083, C1-081245.		2.7.0
2008-05					Implemented C1-081550, C1-081906, C1-081909.		2.8.0
2008-05					Editorial changes done by MCC	2.8.0	2.8.1
2008-06	CT#40	CP-080326			CP-080326 was approved by CT#40 and version 8.0.0 is created by MCC for publishing	2.8.1	8.0.0
2008-09	CT#41	CP-080533	0001		Correction of reference	8.0.0	8.1.0
2008-09	CT#41	CP-080533	0002		Applicability statement in scope	8.0.0	8.1.0
2008-09	CT#41	CP-080533	0003		Interaction of HOLD and CONF	8.0.0	8.1.0
2008-12	CT#42	CP-080854	0004		Note on conference examples	8.1.0	8.2.0
2008-12	CT#42	CP-080865	0005	1	Fixed the flows	8.1.0	8.2.0
2008-12	CT#42				Editorial cleanup by MCC	8.1.0	8.2.0
2009-03	CT#43	CP-090121	0006		Correction of URN-value for Service Identifiers	8.2.0	8.3.0
2009-09	CT#45	CP-090682	0007	1	Correction of signalling flow	8.3.0	9.0.0
2009-12	CT#46	CP-090923	0009	1	Correction of icsi-ref feature tag	9.0.0	9.1.0
2012-12	CT#58	CP-120778	0012	2	Emergency call CONF suppression	9.1.0	9.2.0

History

Document history		
V9.1.0	January 2010	Publication
V9.2.0	January 2013	Publication