

ETSI TS 125 423 V3.3.0 (2000-09)

Technical Specification

Universal Mobile Telecommunications System (UMTS); UTRAN Iur Interface RNSAP Signalling (3GPP TS 25.423 version 3.3.0 Release 1999)



Reference

RTS/TSGR-0325423UR3

Keywords

UMTS

ETSI

650 Route des Lucioles
F-06921 Sophia Antipolis Cedex - FRANCE

Tel.: +33 4 92 94 42 00 Fax: +33 4 93 65 47 16

Siret N° 348 623 562 00017 - NAF 742 C
Association à but non lucratif enregistrée à la
Sous-Préfecture de Grasse (06) N° 7803/88

Important notice

Individual copies of the present document can be downloaded from:

<http://www.etsi.org>

The present document may be made available in more than one electronic version or in print. In any case of existing or perceived difference in contents between such versions, the reference version is the Portable Document Format (PDF). In case of dispute, the reference shall be the printing on ETSI printers of the PDF version kept on a specific network drive within ETSI Secretariat.

Users of the present document should be aware that the document may be subject to revision or change of status. Information on the current status of this and other ETSI documents is available at <http://www.etsi.org/tb/status/>

If you find errors in the present document, send your comment to:
editor@etsi.fr

Copyright Notification

No part may be reproduced except as authorized by written permission.
The copyright and the foregoing restriction extend to reproduction in all media.

© European Telecommunications Standards Institute 2000.

All rights reserved.

Intellectual Property Rights

IPRs essential or potentially essential to the present document may have been declared to ETSI. The information pertaining to these essential IPRs, if any, is publicly available for **ETSI members and non-members**, and can be found in ETSI SR 000 314: "*Intellectual Property Rights (IPRs); Essential, or potentially Essential, IPRs notified to ETSI in respect of ETSI standards*", which is available from the ETSI Secretariat. Latest updates are available on the ETSI Web server (<http://www.etsi.org/ipr>).

Pursuant to the ETSI IPR Policy, no investigation, including IPR searches, has been carried out by ETSI. No guarantee can be given as to the existence of other IPRs not referenced in ETSI SR 000 314 (or the updates on the ETSI Web server) which are, or may be, or may become, essential to the present document.

Foreword

This Technical Specification (TS) has been produced by the ETSI 3rd Generation Partnership Project (3GPP).

The present document may refer to technical specifications or reports using their 3GPP identities, UMTS identities or GSM identities. These should be interpreted as being references to the corresponding ETSI deliverables.

The cross reference between GSM, UMTS, 3GPP and ETSI identities can be found under www.etsi.org/key .

Contents

Foreword.....	10
1 Scope	11
2 References	11
3 Definitions, symbols and abbreviations	12
3.1 Definitions	12
3.2 Symbols.....	12
3.3 Abbreviations	13
4 General	14
4.1 Procedure Specification Principles.....	14
4.2 Forwards and Backwards Compatibility	14
4.3 Source Signalling Address Handling.....	14
4.4 Specification Notations	14
5 RNSAP Services	15
5.1 RNSAP Procedure Modules.....	15
5.2 Parallel Transactions	15
6 Services Expected from Signalling Transport.....	15
7 Functions of RNSAP.....	15
8 RNSAP Procedures	17
8.1 Elementary Procedures.....	17
8.2 Basic Mobility Procedures	18
8.2.1 Uplink SignallingTransfer	18
8.2.1.1 General.....	18
8.2.1.2 Successful Operation.....	18
8.2.1.3 Abnormal Conditions	19
8.2.2 Downlink SignallingTransfer.....	19
8.2.2.1 General	19
8.2.2.2 Successful Operation.....	19
8.2.2.3 Abnormal Conditions	19
8.2.3 Relocation Commit	20
8.2.3.1 General	20
8.2.3.2 Successful Operation.....	20
8.2.3.3 Abnormal Conditions	20
8.2.4 Paging	20
8.2.4.1 General	20
8.2.4.2 Successful Operation.....	20
8.2.4.3 Abnormal Conditions	21
8.3 DCH procedures.....	21
8.3.1 Radio Link Setup	21
8.3.1.1 General	21
8.3.1.2 Successful Operation.....	21
8.3.1.3 Unsuccessful Operation	24
8.3.1.4 Abnormal Conditions	25
8.3.2 Radio Link Addition	25
8.3.2.1 General	25
8.3.2.2 Successful Operation.....	25
8.3.2.3 Unsuccessful Operation	28
8.3.2.4 Abnormal Conditions	29
8.3.3 Radio Link Deletion.....	29
8.3.3.1 General	29
8.3.3.2 Successful Operation.....	29
8.3.3.3 Unsuccessful Operation	29
8.3.3.4 Abnormal Conditions	29

8.3.4	Synchronised Radio Link Reconfiguration Preparation	30
8.3.4.1	General	30
8.3.4.2	Successful Operation.....	30
8.3.4.3	Unsuccessful Operation	34
8.3.4.4	Abnormal Conditions	35
8.3.5	Synchronised Radio Link Reconfiguration Commit.....	35
8.3.5.1	General	35
8.3.5.2	Successful Operation.....	35
8.3.5.3	Abnormal Conditions	35
8.3.6	Synchronised Radio Link Reconfiguration Cancellation.....	35
8.3.6.1	General	35
8.3.6.2	Successful Operation.....	36
8.3.6.3	Abnormal Conditions	36
8.3.7	Unsynchronised Radio Link Reconfiguration.....	36
8.3.7.1	General	36
8.3.7.2	Successful Operation.....	36
8.3.7.3	Unsuccessful Operation	39
8.3.7.4	Abnormal Conditions	39
8.3.8	Physical Channel Reconfiguration.....	40
8.3.8.1	General	40
8.3.8.2	Successful Operation.....	40
8.3.8.3	Unsuccessful Operation	40
8.3.8.4	Abnormal Conditions	41
8.3.9	Radio Link Failure	41
8.3.9.1	General	41
8.3.9.2	Successful Operation.....	41
8.3.9.3	Abnormal Conditions	42
8.3.10	Radio Link Restoration	42
8.3.10.1	General	42
8.3.10.2	Successful Operation.....	42
8.3.10.3	Abnormal Conditions	42
8.3.11	Measurement Initiation	42
8.3.11.1	General	42
8.3.11.2	Successful Operation.....	43
8.3.11.3	Unsuccessful Operation	44
8.3.11.4	Abnormal Conditions	45
8.3.12	Measurements Reporting	45
8.3.12.1	General	45
8.3.12.2	Successful Operation.....	45
8.3.12.3	Abnormal Conditions	45
8.3.13	Measurement Termination	46
8.3.13.1	General	46
8.3.13.2	Successful Operation.....	46
8.3.13.3	Abnormal Conditions	46
8.3.14	Measurement Failure	46
8.3.14.1	General	46
8.3.14.2	Successful Operation.....	46
8.3.14.3	Abnormal Conditions	47
8.3.15	Downlink Power Control [FDD]	47
8.3.15.1	General	47
8.3.15.2	Successful Operation.....	47
8.3.15.3	Abnormal Conditions	48
8.3.16	Compressed Mode Command [FDD]	48
8.3.16.1	General	48
8.3.16.2	Successful Operation.....	48
8.3.16.3	Abnormal Conditions	48
8.4	Common Transport Channel Procedures.....	48
8.4.1	Common Transport Channel Resources Initialisation	48
8.4.1.1	General	48
8.4.1.2	Successful Operation.....	49
8.4.1.3	Unsuccessful Operation	50
8.4.1.4	Abnormal Conditions	50

8.4.2	Common Transport Channel Resources Release	50
8.4.2.1	General	50
8.4.2.2	Successful Operation.....	50
8.4.2.3	Abnormal Conditions	51
8.5	Global Procedures	51
8.5.1	Error Indication.....	51
8.5.1.1	General	51
8.5.1.2	Successful Operation.....	51
8.5.1.3	Abnormal Conditions	51
9	Elements for RNSAP Communication.....	52
9.1	Message Functional Definition and Content	52
9.1.1	General.....	52
9.1.2	Message Contents	52
9.1.2.1	Presence	52
9.1.2.2	Criticality	52
9.1.3	RADIO LINK SETUP REQUEST	53
9.1.3.1	FDD Message.....	53
9.1.3.2	TDD Message	56
9.1.4	RADIO LINK SETUP RESPONSE	59
9.1.4.1	FDD Message.....	59
9.1.4.2	TDD Message	63
9.1.5	RADIO LINK SETUP FAILURE	67
9.1.5.1	FDD Message.....	67
9.1.5.2	TDD Message	69
9.1.6	RADIO LINK ADDITION REQUEST	70
9.1.6.1	FDD Message.....	70
9.1.6.2	TDD Message	71
9.1.7	RADIO LINK ADDITION RESPONSE.....	72
9.1.7.1	FDD Message.....	72
9.1.7.2	TDD Message	75
9.1.8	RADIO LINK ADDITION FAILURE.....	79
9.1.8.1	FDD Message.....	79
9.1.8.2	TDD Message	81
9.1.9	RADIO LINK DELETION REQUEST.....	81
9.1.10	RADIO LINK DELETION RESPONSE.....	81
9.1.11	RADIO LINK RECONFIGURATION PREPARE	82
9.1.11.1	FDD Message.....	82
9.1.11.2	TDD Message	85
9.1.12	RADIO LINK RECONFIGURATION READY	89
9.1.12.1	FDD Message.....	89
9.1.12.2	TDD Message	91
9.1.13	RADIO LINK RECONFIGURATION COMMIT	93
9.1.14	RADIO LINK RECONFIGURATION FAILURE.....	94
9.1.15	RADIO LINK RECONFIGURATION CANCEL.....	94
9.1.16	RADIO LINK RECONFIGURATION REQUEST.....	95
9.1.16.1	FDD Message.....	95
9.1.16.2	TDD Message	97
9.1.17	RADIO LINK RECONFIGURATION RESPONSE.....	99
9.1.18	RADIO LINK FAILURE INDICATION	100
9.1.19	RADIO LINK RESTORE INDICATION	101
9.1.20	DL POWER CONTROL REQUEST [FDD].....	101
9.1.21	PHYSICAL CHANNEL RECONFIGURATION REQUEST	102
9.1.21.1	FDD Message.....	102
9.1.21.2	TDD Message	103
9.1.22	PHYSICAL CHANNEL RECONFIGURATION COMMAND.....	104
9.1.23	PHYSICAL CHANNEL RECONFIGURATION FAILURE	104
9.1.24	UPLINK SIGNALLING TRANSFER INDICATION	104
9.1.24.1	FDD Message.....	104
9.1.24.2	TDD Message	105
9.1.25	DOWNLINK SIGNALLING TRANSFER REQUEST	105
9.1.26	RELOCATION COMMIT	105

9.1.27	PAGING REQUEST	106
9.1.28	DEDICATED MEASUREMENT INITIATION REQUEST	106
9.1.29	DEDICATED MEASUREMENT INITIATION RESPONSE	107
9.1.30	DEDICATED MEASUREMENT INITIATION FAILURE	107
9.1.31	DEDICATED MEASUREMENT REPORT	108
9.1.32	DEDICATED MEASUREMENT TERMINATION REQUEST	108
9.1.33	DEDICATED MEASUREMENT FAILURE INDICATION	109
9.1.34	COMMON TRANSPORT CHANNEL RESOURCES RELEASE REQUEST	109
9.1.35	COMMON TRANSPORT CHANNEL RESOURCES REQUEST	109
9.1.36	COMMON TRANSPORT CHANNEL RESOURCES RESPONSE	110
9.1.36.1	FDD Message	110
9.1.36.2	TDD Message	112
9.1.37	COMMON TRANSPORT CHANNEL RESOURCES FAILURE	113
9.1.38	COMPRESSED MODE COMMAND [FDD]	113
9.1.39	ERROR INDICATION	113
9.2	Information Element Functional Definition and Contents	114
9.2.0	General	114
9.2.1	Common Parameters	114
9.2.1.1	Allocation/Retention Priority	114
9.2.1.2	Allowed Queuing Time	114
9.2.1.3	Binding ID	114
9.2.1.4	BLER	114
9.2.1.5	Cause	115
9.2.1.5A	Cell Geographical Area Identity (Cell GAI)	115
9.2.1.6	Cell Identifier (C-Id)	116
9.2.1.7	Cell Individual Offset	116
9.2.1.8	Cell Parameter ID	116
9.2.1.9	CFN	117
9.2.1.10	CFN Offset	117
9.2.1.11	CN CS Domain Identifier	117
9.2.1.12	CN PS Domain Identifier	117
9.2.1.13	Criticality Diagnostics	119
9.2.1.14	C-RNTI	119
9.2.1.15	DCH Combination Indicator	119
9.2.1.16	DCH ID	120
9.2.1.17	Dedicated Measurement Object Type	120
9.2.1.18	Dedicated Measurement Type	120
9.2.1.19	Dedicated Measurement Value	120
9.2.1.20	Diversity Control Field	121
9.2.1.21	Diversity Indication	121
9.2.1.22	Downlink SIR Target	121
9.2.1.23	DPCH Constant Value	121
9.2.1.24	D-RNTI	122
9.2.1.25	D-RNTI Release Indication	122
9.2.1.26	DRX Cycle Length Coefficient	122
9.2.1.26A	DSCH ID	122
9.2.1.27	FACH Initial Window Size	122
9.2.1.28	FACH Priority Indicator	122
9.2.1.29	Frame Handling Priority	123
9.2.1.30	Frame Offset	123
9.2.1.31	IMSI	123
9.2.1.32	L3 Information	123
9.2.1.33	Limited Power Increase	123
9.2.1.34	MAC-c/sh SDU Length	123
9.2.1.35	Maximum Allowed UL Tx Power	124
9.2.1.35A	Measurement Availability Indicator	124
9.2.1.36	Measurement Filter Coefficient	124
9.2.1.37	Measurement ID	124
9.2.1.38	Measurement Increase/Decrease Threshold	124
9.2.1.39	Measurement Threshold	125
9.2.1.40	Message Type	126
9.2.1.41	Multiple URAs Indicator	126

9.2.1.42	Payload CRC Present Indicator.....	126
9.2.1.43	PCCPCH Power	127
9.2.1.44	Primary CPICH Power.....	127
9.2.1.45	Primary Scrambling Code.....	127
9.2.1.46	Puncture Limit.....	127
9.2.1.46A	QE-Selector.....	127
9.2.1.47	RANAP Relocation Information.....	128
9.2.1.48	Report Characteristics.....	128
9.2.1.49	RL ID.....	130
9.2.1.50	RNC-Id.....	130
9.2.1.51	SCH Time Slot.....	131
9.2.1.51A	Scheduling Priority Indicator.....	131
9.2.1.52	Service Area Identifier (SAI).....	131
9.2.1.53	S-RNTI.....	131
9.2.1.54	Sync Case.....	132
9.2.1.55	TFCI Presence.....	132
9.2.1.56	Time Slot.....	132
9.2.1.57	ToAWE.....	132
9.2.1.58	ToAWS.....	132
9.2.1.59	Transaction ID.....	133
9.2.1.60	Transport Bearer ID.....	133
9.2.1.61	Transport Bearer Request Indicator.....	133
9.2.1.62	Transport Layer Address.....	133
9.2.1.63	Transport Format Combination Set (TFCS).....	133
9.2.1.64	Transport Format Set.....	136
9.2.1.65	TrCh Source Statistics Descriptor.....	138
9.2.1.66	UARFCN.....	138
9.2.1.67	UL FP Mode.....	138
9.2.1.68	UL Interference Level.....	138
9.2.1.69	Uplink SIR.....	138
9.2.1.70	URA ID.....	138
9.2.1.70A	UTRAN Access Point Position.....	139
9.2.1.71	UTRAN Cell Identifier (UC-Id).....	139
9.2.2	FDD Specific Parameters.....	139
9.2.2.A	Active Pattern Sequence Information.....	139
9.2.2.B	Adjustment Period.....	140
9.2.2.C	Adjustment Ratio.....	140
9.2.2.1	Chip Offset.....	140
9.2.2.2	Closed Loop Mode1 Support Indicator.....	141
9.2.2.3	Closed Loop Mode2 Support Indicator.....	141
9.2.2.3A	Closed Loop Timing Adjustment Mode.....	141
9.2.2.4	Compressed Mode Method.....	141
9.2.2.5	D-Field Length.....	141
9.2.2.6	Diversity Control Field.....	141
9.2.2.7	Diversity Indication.....	142
9.2.2.8	Diversity Mode.....	142
9.2.2.9	DL DPCH Slot Format.....	142
9.2.2.10	DL Power.....	142
9.2.2.11	DL Scrambling Code.....	142
9.2.2.12	Downlink Frame Type.....	142
9.2.2.13	DRAC Control.....	142
9.2.2.14	FDD DL Channelisation Code Number.....	143
9.2.2.15	FDD S-CCPCH Offset.....	143
9.2.2.16	FDD TPC Downlink Step Size.....	143
9.2.2.16A	First RLS Indicator.....	143
9.2.2.17	Gap Position Mode.....	143
9.2.2.18	Gap Period (TGP).....	144
9.2.2.19	Gap Starting Slot Number (SN).....	144
9.2.2.20	IB_SG_POS.....	144
9.2.2.21	IB_SG_REP.....	144
9.2.2.21A	Limited Power Increase.....	144
9.2.2.22	Max Adjustment Period.....	144

9.2.2.23	Max Adjustment Step.....	144
9.2.2.24	Max Number of UL DPDCHs.....	145
9.2.2.24A	Min DL Channelisation Code Length	145
9.2.2.25	Min UL Channelisation Code Length	145
9.2.2.26	Multiplexing Position.....	145
9.2.2.26A	Number of DL channelisation codes	145
9.2.2.27	Pattern Duration (PD)	145
9.2.2.27A	PDSCH code mapping	145
9.2.2.28	Power Adjustment Type.....	148
9.2.2.29	Power Control Mode (PCM).....	148
9.2.2.30	Power Offset	148
9.2.2.31	Power Resume Mode (PRM)	148
9.2.2.31A	Preamble Signatures.....	148
9.2.2.32	Primary CPICH Ec/No.....	148
9.2.2.33	Propagation Delay (PD)	149
9.2.2.33A	PRACH Minimum Spreading Factor	149
9.2.2.34	QE-Selector	149
9.2.2.34A	RACH Sub Channel Numbers.....	149
9.2.2.35	RL Set ID	149
9.2.2.35A	RSSI	149
9.2.2.36	S-Field Length.....	150
9.2.2.37	Scrambling Code Change.....	150
9.2.2.37A	Scrambling Code Number.....	150
9.2.2.38	Secondary CCPCH Slot Format.....	150
9.2.2.39	Slot Number (SN)	150
9.2.2.40	SSDT Cell Identity.....	150
9.2.2.41	SSDT Cell Identity Length.....	150
9.2.2.42	SSDT Indication.....	150
9.2.2.43	SSDT Support Indicator.....	151
9.2.2.44	STTD Indicator	151
9.2.2.45	STTD Support Indicator.....	151
9.2.2.46	TFCI Signalling Mode	151
9.2.2.47	Transmission Gap Distance (TGD).....	151
9.2.2.47A	Transmission Gap Pattern Sequence Information	152
9.2.2.47B	Transmission Gap Pattern Sequence Information Response	154
9.2.2.48	Transmit Diversity Indicator	154
9.2.2.49	Transmit Gap Length (TGL).....	155
9.2.2.50	Tx Diversity Indicator.....	155
9.2.2.51	UL/DL Compressed Mode Selection	155
9.2.2.52	UL DPCCH Slot Format	155
9.2.2.53	UL Scrambling Code	155
9.2.2.54	Uplink Delta SIR.....	155
9.2.2.55	Uplink Delta SIR After	155
9.2.3	TDD Specific Parameters	155
9.2.3.A	Block STTD Indicator.....	156
9.2.3.2	CCTrCH ID.....	156
9.2.3.3	DPCH ID.....	156
9.2.3.3A	Maximum Number of timeslots per frame	156
9.2.3.3B	Maximum number of UL physical channels per timeslot	156
9.2.3.3C	Maximum number of DL physical channels per frame.....	156
9.2.3.4	Midamble Shift and Burst Type.....	157
9.2.3.4A	Minimum Spreading Factor	157
9.2.3.5	Primary CCPCH RSCP	158
9.2.3.5A	PRACH Midamble.....	158
9.2.3.5B	RB Identity.....	158
9.2.3.6	Repetition Length.....	158
9.2.3.7	Repetition Period.....	158
9.2.3.8	TDD Channelisation Code	159
9.2.3.8A	TDD DPCH Offset.....	159
9.2.3.9	TDD Physical Channel Offset.....	159
9.2.3.10	TDD TPC Downlink Step Size	159
9.2.3.11	TFCI Coding	159

9.2.3.12	DL Timeslot ISCP.....	160
9.2.3.12A	Timing Adjustment Required.....	160
9.2.3.13	Transport Format Management.....	160
9.2.3.13A	UL Timeslot ISCP.....	160
9.2.3.14	USCH ID.....	160
9.3	Message and Information element abstract syntax (with ASN.1).....	161
9.3.0	General.....	161
9.3.1	Usage of Private Message Mechanism for non-standard use.....	161
9.3.2	Elementary Procedure Definitions.....	161
9.3.3	PDU Definitions.....	170
9.3.4	Information Element Definitions.....	294
9.3.5	Common Definitions.....	320
9.3.6	Constant Definitions.....	321
9.3.7	Container Definitions.....	329
9.4	Message Transfer Syntax.....	333
9.5	Timers.....	333
10	Handling of Unknown, Unforeseen and Erroneous Protocol Data.....	333
10.1	General.....	333
10.2	Transfer Syntax Error.....	333
10.3	Abstract Syntax Error.....	334
10.3.1	General.....	334
10.3.2	Criticality Information.....	334
10.3.3	Presence Information.....	335
10.3.4	Not Comprehended IE/IE group.....	335
10.3.4.1	Procedure ID.....	335
10.3.4.2	IEs other than the Procedure ID.....	335
10.3.5	Missing IE or IE group.....	336
10.3.6	Logical Error.....	337
10.3.7	IEs or IE groups received in wrong order or with too many occurrences.....	337
Annex A (informative): Change history.....		338

Foreword

This Technical Specification (TS) has been produced by the 3rd Generation Partnership Project (3GPP).

The contents of the present document are subject to continuing work within the TSG and may change following formal TSG approval. Should the TSG modify the contents of the present document, it will be re-released by the TSG with an identifying change of release date and an increase in version number as follows:

Version x.y.z

where:

- x the first digit:
 - 1 presented to TSG for information;
 - 2 presented to TSG for approval;
 - 3 or greater indicates TSG approved document under change control.
- y the second digit is incremented for all changes of substance, i.e. technical enhancements, corrections, updates, etc.
- z the third digit is incremented when editorial only changes have been incorporated in the document.

1 Scope

The present document specifies the radio network layer signalling procedures between RNCs in UTRAN.

2 References

The following documents contain provisions which, through reference in this text, constitute provisions of the present document.

- References are either specific (identified by date of publication, edition number, version number, etc.) or non-specific.
- For a specific reference, subsequent revisions do not apply.
- For a non-specific reference, the latest version applies.

- [1] 3GPP TS 23.003: "Numbering, addressing and identification".
- [2] 3GPP TS 25.413: "UTRAN Iu Interface RANAP Signalling".
- [3] 3GPP TS 25.426: "UTRAN Iur and Iub Interface Data Transport & Transport Layer Signalling for DCH Data Streams".
- [4] 3GPP TS 25.427: "UTRAN Iur and Iub Interface User Plane Protocols for DCH Data Streams".
- [5] (void)
- [6] 3GPP TS 25.104: "UTRA (BS) FDD; Radio transmission and Reception"
- [7] 3GPP TS 25.105: "UTRA (BS) TDD; Radio Transmission and Reception".
- [8] 3GPP TS 25.211: "Physical Channels and Mapping of Transport Channels onto Physical Channels (FDD)".
- [9] 3GPP TS 25.212: "Multiplexing and Channel Coding (FDD)"
- [10] UMTS 25.214: "Physical Layer Procedures (FDD)".
- [11] 3GPP TS 25.215: "Physical Layer – Measurements (FDD)".
- [12] 3GPP TS 25.221: "Physical Channels and Mapping of Transport Channels onto Physical Channels (TDD)".
- [13] 3GPP TS 25.223: "Spreading and Modulation (TDD)".
- [14] 3GPP TS 25.225: "Physical Layer – Measurements (TDD)".
- [15] 3GPP TS 25.304: "UE Procedures in Idle Mode"
- [16] 3GPP TS 25.331: "RRC Protocol Specification".
- [17] 3GPP TS 25.402: "Synchronisation in UTRAN, Stage 2".
- [18] X.680 (12/94): "Information technology - Abstract Syntax Notation One (ASN.1): Specification of basic notation".
- [19] ITU-T Recommendation X.681 (12/97): "Information technology - Abstract Syntax Notation One (ASN.1): Information object specification".
- [20] ITU-T Recommendation X.691 (12/97): "Information technology - ASN.1 encoding rules - Specification of Packed Encoding Rules (PER)".
- [21] 3GPP TS 25.213: " Spreading and modulation (FDD)"

- [22] 3GPP TS 25.224: "Physical Layer Procedures (TDD)"
- [23] 3GPP TS 25.133: "Requirements for support of Radio Resource management (FDD)".
- [24] 3GPP TS 25.123: "Requirements for support of Radio Resource management (TDD)".
- [25] 3GPP TS 23.003: "Universal Graphical Area Description (GAD)".
- [26] 3GPP TS 25.302: "Services Provided by the Physical Layer".
- [27] 3GPP TS 25.213: "Spreading and modulation (FDD)".

3 Definitions, symbols and abbreviations

3.1 Definitions

For the purposes of the present document, the following terms and definitions apply:

Elementary Procedure: RNSAP protocol consists of Elementary Procedures (EPs). An Elementary Procedure is a unit of interaction between two RNCs. An EP consists of an initiating message and possibly a response message. Two kinds of EPs are used:

- **Class 1:** Elementary Procedures with response (success or failure);
- **Class 2:** Elementary Procedures without response.

For Class 1 EPs, the types of responses can be as follows:

Successful

- A signalling message explicitly indicates that the elementary procedure successfully completed with the receipt of the response.

Unsuccessful

- A signalling message explicitly indicates that the EP failed.
- On time supervision expiry (i.e. absence of expected response). Whether or not any Class 1 procedure will have a timer on RNSAP is FFS. To be sorted out when discussing the details of the error cases.

Class 2 EPs are considered always successful.

Prepared Reconfiguration: A Prepared Reconfiguration exists when the Synchronised Radio Link Reconfiguration Preparation procedure has been completed successfully. The Prepared Reconfiguration does not exist any more after either of the procedures Synchronised Radio Link Reconfiguration Commit or Synchronised Radio Link Reconfiguration Cancellation has been completed.

UE Context: The UE Context contains the necessary information for the DRNC for communication with a specific UE. The UE Context is created in conjunction with the Radio Link Setup procedure or by the Uplink Signalling Transfer procedure when the UE makes its first access in a cell controlled by the DRNS. The UE Context is deleted by the Radio Link Deletion procedure or by the Common Transport Channel Resources Release procedure when no more Radio Links nor any common transport channels are established towards the concerning UE. The UE Context is identified by the SCCP Connection for messages using connection oriented mode of the signalling bearer and the D-RNTI for messages using connectionless oriented mode of the signalling bearer, unless specified otherwise in the procedure text.

3.2 Symbols

Void.

3.3 Abbreviations

For the purposes of the present document, the following abbreviations apply:

ASN.1	Abstract Syntax Notation One
BLER	Block Error Rate
CCCH	Common Control Channel
CCPCH	Common Control Physical Channel
CCTrCH	Coded Composite Transport Channel
CFN	Connection Frame Number
CM	Compressed Mode
CN	Core Network
CPICH	Common Pilot Channel
CRNC	Controlling RNC
DCH	Dedicated Channel
DL	Downlink
DPCCH	Dedicated Physical Control Channel
DPCH	Dedicated Physical Channel
DRNC	Drift RNC
DRNS	Drift RNS
DRX	Discontinuous Reception
DSCH	Downlink Shared Channel
EP	Elementary Procedure
FACH	Forward Access Channel
FDD	Frequency Division Duplex
FP	Frame Protocol
IE	Information Element
MAC	Medium Access Control
PCPCH	Physical Common Packet Channel
PDU	Protocol Data Unit
PRACH	Physical Random Access Channel
RAB	Radio Access Bearer
RACH	Random Access Channel
RL	Radio Link
RLC	Radio Link Control
RLS	Radio Link Set
RNS	Radio Network Subsystem
RNSAP	Radio Network Subsystem Application Part
RNTI	Radio Network Temporary Identifier
RRC	Radio Resource Control
RSCP	Received Signal Code Power
SCH	Synchronisation Channel
SDU	Signalling Data Unit
SFN	System Frame Number
SRNC	Serving RNC
SRNS	Serving RNS
SSDT	Site Selection Diversity Transmit
TDD	Time Division Duplex
TFCI	Transport Format Combination Indicator
TFCS	Transport Format Combination Set
TFS	Transport Format Set
TPC	Transmit Power Control
UARFCN	UTRA Absolute Radio Frequency Channel Number
UE	User Equipment
UL	Uplink
URA	UTRAN Registration Area
USCH	Uplink Shared Channel
UTRAN	UMTS Terrestrial Radio Access Network

4 General

4.1 Procedure Specification Principles

The principle for specifying the procedure logic is to specify the functional behaviour of the CRNC exactly and completely. The SRNC functional behaviour is left unspecified. The Physical Channel Reconfiguration procedure is an exception from this principle.

4.2 Forwards and Backwards Compatibility

The forwards and backwards compatibility of the protocol is assured by a mechanism where all current and future messages, and IEs or groups of related IEs, include Id and criticality fields that are coded in a standard format that will not be changed in the future. These parts can always be decoded regardless of the standard version.

4.3 Source Signalling Address Handling

The sender of an RNSAP messages shall include the Source Signalling Address, i.e. the Signalling Address of the sending node.

4.4 Specification Notations

For the purposes of the present document, the following notations apply:

[FDD]	This tagging of a word indicates that the word preceding the tag "[FDD]" applies only to FDD. This tagging of a heading indicates that the heading preceding the tag "[FDD]" and the section following the heading applies only to FDD.
[TDD]	This tagging of a word indicates that the word preceding the tag "[TDD]" applies only to TDD. This tagging of a heading indicates that the heading preceding the tag "[TDD]" and the section following the heading applies only to TDD.
[FDD - ...]	This tagging indicates that the enclosed text following the "[FDD - " applies only to FDD. Multiple sequential paragraphs applying only to FDD are enclosed separately to enable insertion of TDD specific (or common) paragraphs between the FDD specific paragraphs.
[TDD - ...]	This tagging indicates that the enclosed text following the "[TDD - " applies only to TDD. Multiple sequential paragraphs applying only to TDD are enclosed separately to enable insertion of FDD specific (or common) paragraphs between the TDD specific paragraphs.
Procedure	When referring to an elementary procedure in the specification the Procedure Name is written with the first letters in each word in upper case characters followed by the word "procedure", e.g. Radio Link Setup procedure.
Message	When referring to a message in the specification the MESSAGE NAME is written with all letters in upper case characters followed by the word "message", e.g. RADIO LINK SETUP REQUEST message.
IE	When referring to an information element (IE) in the specification the <i>Information Element Name</i> is written with the first letters in each word in upper case characters and all letters in Italic font followed by the abbreviation "IE", e.g. <i>Transport Format Set IE</i> .
Value of an IE	When referring to the value of an information element (IE) in the specification the "Value" is written as it is specified in subclause 9.2 enclosed by quotation marks, e.g. "Abstract Syntax Error (Reject)" or "SSDT Active in the UE".

5 RNSAP Services

The RNSAP offers the following services.

5.1 RNSAP Procedure Modules

The Iur interface RNSAP procedures are divided into four modules as follows:

1. RNSAP Basic Mobility Procedures;
2. RNSAP DCH Procedures;
3. RNSAP Common Transport Channel Procedures;
4. RNSAP Global Procedures.

The Basic Procedures module contains procedures used to handle the mobility within UTRAN.

The DCH Procedures module contains procedures that are used to handle DCHs between two RNSs. If procedures from this module are not used in a specific Iur, then the usage of DCH traffic between corresponding RNSs is not possible.

The Common Transport Channel Procedures module contains procedures that are used to control common transport channel data streams over Iur interface.

The Global Procedures module contains procedures that are not related to a specific UE. The procedures in this module are in contrast to the above modules involving two peer CRNCs.

5.2 Parallel Transactions

Unless explicitly indicated in the procedure specification, at any instance in time one protocol peer shall have initiated maximum one ongoing RNSAP DCH procedure related to a certain UE.

6 Services Expected from Signalling Transport

The signalling transport shall provide two different service modes for the RNSAP.

1. Connection oriented data transfer service. This service is supported by a signalling connection between two RNCs. It shall be possible to dynamically establish and release signalling connections based on the need. Each active UE shall have its own signalling connection. The signalling connection shall provide in sequence delivery of RNSAP messages. RNSAP shall be notified if the signalling connection breaks.
2. Connectionless data transfer service. RNSAP shall be notified in case a RNSAP message did not reach the intended peer RNSAP entity.

7 Functions of RNSAP

The RNSAP protocol has the following functions:

- Radio Link Management. This function allows the SRNC to manage radio links using dedicated resources in a DRNS;
- Physical Channel Reconfiguration. This function allows the DRNC to reallocate the physical channel resources for a Radio Link;
- Radio Link Supervision. This function allows the DRNC to report failures and restorations of a Radio Link;
- Compressed Mode Control [FDD]. This function allows the SRNC to control the usage of compressed mode within a DRNS;

- Measurements on Dedicated Resources. This function allows the SRNC to initiate measurements on dedicated resources in the DRNS. The function also allows the DRNC to report the result of the measurements;
- DL Power Drifting Correction [FDD]. This function allows the SRNC to adjust the DL power level of one or more Radio Links in order to avoid DL power drifting between the Radio Links;
- CCCH Signalling Transfer. This function allows the SRNC and DRNC to pass information between the UE and the SRNC on a CCCH controlled by the DRNS;
- Paging. This function allows the SRNC to page a UE in a URA or a cell in the DRNS;
- Common Transport Channel Resources Management. This function allows the SRNC to utilise Common Transport Channel Resources within the DRNS (excluding DSCH resources for FDD);
- Relocation Execution. This function allows the SRNC to finalise a Relocation previously prepared via other interfaces;
- Reporting of General Error Situations. This function allows reporting of general error situations, for which function specific error messages have not been defined.

The mapping between the above functions and RNSAP elementary procedures is shown in the table 1.

Table 1: Mapping between functions and RNSAP elementary procedures

Function	Elementary Procedure(s)
Radio Link Management	a) Radio Link Setup b) Radio Link Addition c) Radio Link Deletion d) Unsynchronised Radio Link Reconfiguration e) Synchronised Radio Link Reconfiguration Preparation f) Synchronised Radio Link Reconfiguration Commit g) Synchronised Radio Link Reconfiguration Cancellation
Physical Channel Reconfiguration	Physical Channel Reconfiguration
Radio Link Supervision	a) Radio Link Failure b) Radio Link Restoration
Compressed Mode Control [FDD]	a) Radio Link Setup b) Radio Link Addition c) Compressed Mode Command d) Unsynchronised Radio Link Reconfiguration e) Synchronised Radio Link Reconfiguration Preparation f) Synchronised Radio Link Reconfiguration Commit g) Synchronised Radio Link Reconfiguration Cancellation
Measurements on Dedicated Resources	a) Measurement Initiation b) Measurement Reporting c) Measurement Termination d) Measurement Failure
DL Power Drifting Correction [FDD]	Downlink Power Control
CCCH Signalling Transfer	a) Uplink Signalling Transfer b) Downlink Signalling Transfer
Paging	Paging
Common Transport Channel Resources Management	a) Common Transport Channel Resources Initiation b) Common Transport Channel Resources Release
Relocation Execution	Relocation Commit
Reporting of General Error Situations	Error Indication

8 RNSAP Procedures

8.1 Elementary Procedures

In the following tables, all EPs are divided into Class 1 and Class 2 EPs.

Table 2: Class 1

Elementary Procedure	Initiating Message	Successful Outcome	Unsuccessful Outcome	
		Response message	Response message	Timer
Radio Link Setup	RADIO LINK SETUP REQUEST	RADIO LINK SETUP RESPONSE	RADIO LINK SETUP FAILURE	
Radio Link Addition	RADIO LINK ADDITION REQUEST	RADIO LINK ADDITION RESPONSE	RADIO LINK ADDITION FAILURE	
Radio Link Deletion	RADIO LINK DELETION REQUEST	RADIO LINK DELETION RESPONSE		
Synchronised Radio Link Reconfiguration Preparation	RADIO LINK RECONFIGURATION PREPARE	RADIO LINK RECONFIGURATION READY	RADIO LINK RECONFIGURATION FAILURE	
Unsynchronised Radio Link Reconfiguration	RADIO LINK RECONFIGURATION REQUEST	RADIO LINK RECONFIGURATION RESPONSE	RADIO LINK RECONFIGURATION FAILURE	
Physical Channel Reconfiguration	PHYSICAL CHANNEL RECONFIGURATION REQUEST	PHYSICAL CHANNEL RECONFIGURATION COMMAND	PHYSICAL CHANNEL RECONFIGURATION FAILURE	
Measurement Initiation	DEDICATED MEASUREMENT INITIATION REQUEST	DEDICATED MEASUREMENT INITIATION RESPONSE	DEDICATED MEASUREMENT INITIATION FAILURE	
Compressed Mode Preparation [FDD]	COMPRESSED MODE PREPARE	COMPRESSED MODE READY	COMPRESSED MODE FAILURE	
Common Transport Channel Resources Initiation	COMMON TRANSPORT CHANNEL RESOURCES REQUEST	COMMON TRANSPORT CHANNEL RESOURCES RESPONSE	COMMON TRANSPORT CHANNEL RESOURCES FAILURE	

The need for Timers will be defined on a per procedure basis. The content of this column is thus FFS.

Table 3: Class 2

Elementary Procedure	Initiating Message
Uplink Signalling Transfer	UPLINK SIGNALLING TRANSFER INDICATION
Downlink Signalling Transfer	DOWNLINK SIGNALLING TRANSFER REQUEST
SRNS Relocation Commit	SRNS RELOCATION COMMIT
Paging	PAGING REQUEST
Synchronised Radio Link Reconfiguration Commit	RADIO LINK RECONFIGURATION COMMIT
Synchronised Radio Link Reconfiguration Cancellation	RADIO LINK RECONFIGURATION CANCEL
Radio Link Failure	RADIO LINK FAILURE INDICATION
Radio Link Restoration	RADIO LINK RESTORE INDICATION
Measurement Reporting	DEDICATED MEASUREMENT REPORT
Measurement Termination	DEDICATED MEASUREMENT TERMINATION REQUEST
Measurement Failure	DEDICATED MEASUREMENT FAILURE INDICATION
Downlink Power Control [FDD]	DL POWER CONTROL REQUEST
Compressed Mode Commit [FDD]	COMPRESSED MODE COMMIT
Compressed Mode Cancellation [FDD]	COMPRESSED MODE CANCEL
Common Transport Channel Resources Release	COMMON TRANSPORT CHANNEL RESOURCES RELEASE REQUEST
Error Indication	ERROR INDICATION

8.2 Basic Mobility Procedures

8.2.1 Uplink Signalling Transfer

8.2.1.1 General

The procedure is used by the DRNC to forward a Uu message received on the CCCH to the SRNC.

This procedure shall use the connectionless mode of the signalling bearer.

8.2.1.2 Successful Operation

When the DRNC receives an Uu message on the CCCH where the UE addressing information is U-RNTI, i.e. S-RNTI and SRNC-ID, DRNC shall send the UPLINK SIGNALLING TRANSFER INDICATION message to the SRNC identified by the SRNC-ID received from the UE.

The DRNC shall include in the message the URA Identity of the URA where the Uu message was received, an indication on whether or not the accessed cell belongs to multiple URAs, and the RNC Identity of all other RNCs that are having at least one cell within the URA where the Uu message was received.

The DRNC shall include in the message the C-RNTI that it allocates to identify the UE in the radio interface. When DRNC allocates a new C-RNTI to the UE, it releases the old one.

If the message received from the UE was the first message from that UE in the DRNC, the DRNC shall include the *D-RNTI* IE and the identifiers for the CN CS Domain and CN PS Domain that the DRNC is connected to in the UPLINK SIGNALLING TRANSFER INDICATION message. These CN Domain Identifiers shall be based on the LAC and RAC respectively of the cell where the message was received from the UE.

Depending on local configuration in the DRNS, it may include the geographical co-ordinates of the cell where the Uu message was received in the UPLINK SIGNALLING TRANSFER INDICATION message.

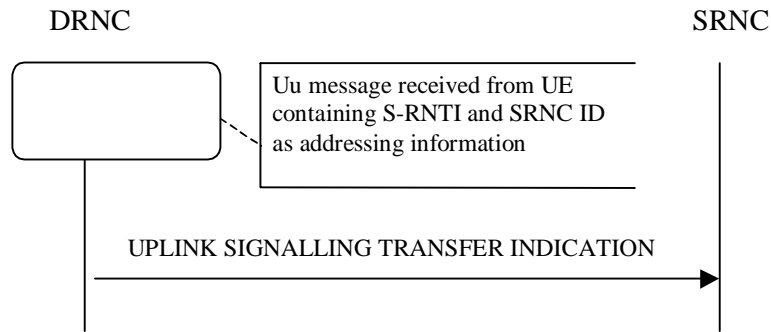


Figure 1: Uplink Signalling Transfer procedure, Successful Operation

8.2.1.3 Abnormal Conditions

-

8.2.2 Downlink Signalling Transfer

8.2.2.1 General

The procedure is used by the SRNC to request to the DRNC the transfer of a Uu message on the CCCH in a cell. When used, the procedure is in response to a received Uplink Signalling Transfer procedure.

This procedure shall use the connectionless mode of the signalling bearer.

8.2.2.2 Successful Operation

The procedure consists of the DOWNLINK SIGNALLING TRANSFER REQUEST message sent by the SRNC to the DRNC.

The message contains the Cell Identifier (C-Id) contained in the received UPLINK SIGNALLING TRANSFER INDICATION message and the D-RNTI.

At the reception of the message, the DRNC shall send the L3 Information on the CCCH in the cell indicated by the *C-Id* IE to the UE identified by the *D-RNTI* IE.

If the *D-RNTI Release Indication* IE is set to "Release D-RNTI", the D-RNTI and thus the UE Context and any DRNS resource allocated to the UE Context shall be released at the reception of the UPLINK SIGNALLING TRANSFER INDICATION message.



Figure 2: Downlink Signalling Transfer procedure, Successful Operation

8.2.2.3 Abnormal Conditions

If the user identified by the *D-RNTI* IE is not camping in the cell identified by the *C-Id* IE in the UPLINK SIGNALLING TRANSFER INDICATION message, the message shall be ignored.

If the D-RNTI is allocated to one UE context whose status does not allow the sending of the L3 information from the DRNC, then the UPLINK SIGNALLING TRANSFER INDICATION message shall be ignored.

8.2.3 Relocation Commit

8.2.3.1 General

The Relocation Commit procedure is used by target RNC to execute the Relocation. This procedure supports the Relocation procedures described in [2].

This procedure shall use the signalling bearer mode specified below.

8.2.3.2 Successful Operation

The source RNC sends the RELOCATION COMMIT message to the target RNC to request the target RNC to proceed with the Relocation. When the UE is utilising one or more radio links in the DRNC the message shall be sent using the connection oriented service of the signalling bearer and no further identification of the UE context in the DRNC is required. If on the other hand, the UE is not utilising any radio link the message shall be sent using the connectionless service of the signalling bearer and the *D-RNTI* IE shall be included in the message to identify the UE context in the DRNC.

At reception of the RELOCATION COMMIT message from the source RNC the target RNC finalises the Relocation. If the message contains the transparent *RANAP Relocation Information* IE the target RNC shall use this information when finalising the Relocation.



Figure 3: Relocation Commit procedure, Successful Operation

8.2.3.3 Abnormal Conditions

-

8.2.4 Paging

8.2.4.1 General

This procedure is used by the SRNC to indicate to a CRNC that a UE shall be paged in a cell or URA that is under the control of the CRNC.

This procedure shall use the connectionless mode of the signalling bearer.

8.2.4.2 Successful Operation



Figure 4: Paging procedure, Successful Operation

The procedure is initiated with a PAGING REQUEST message sent from the SRNC to the CRNC.

If the message contains the *C-Id* IE, the CRNC shall page in the indicated cell. Alternatively, if the message contains the *URA-Id* IE, the CRNC shall page in all cells that it controls in the indicated URA.

The CRNC shall calculate the Paging Occasions from the *IMSI* IE and the *DRX Cycle Length Coefficient* IE according to specification in ref. [15] and apply transmission on PICH and PCH accordingly.

8.2.4.3 Abnormal Conditions

-

8.3 DCH procedures

8.3.1 Radio Link Setup

8.3.1.1 General

This procedure is used for establishing the necessary resources in the DRNS for one or more radio links.

The connection-oriented service of the signalling bearer shall be established in conjunction with this procedure.

8.3.1.2 Successful Operation

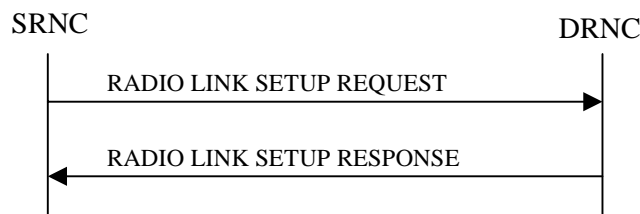


Figure 5: Radio Link Setup procedure: Successful Operation

When the SRNC makes an algorithmic decision to add the first cell or set of cells from a DRNS to the active set of a specific RRC connection, the RADIO LINK SETUP REQUEST message is sent to the corresponding DRNC to request setup of the radio link(s).

The message includes the S-RNTI associated to the UE, and, if the UE context is already present in the DRNC, the corresponding D-RNTI.

[FDD - The *First RLS Indicator* IE indicates if the concerning RL shall be considered part of the first RLS established towards this UE. If the *First RLS indicator* IE is set to "first RLS", the DRNS shall use a TPC pattern of $n \cdot "01" + "1"$ in the DL of the concerning RL and all RLs which are part of the same RLS, until UL synchronisation is achieved on the Uu. The TPC pattern shall continuously be repeated but shall be restarted at the beginning of every frame with $CFN \bmod 4 = 0$. For all other RLs, the DRNS shall use a TPC pattern of all "1"s in the DL until UL synchronisation is achieved on the Uu.]

[FDD - The *Diversity Control Field* IE indicates for each RL except for the first RL whether the DRNS shall combine the RL with any of the other RLs or not on the Iur. If the *Diversity Control Field* IE is set to "May" (be combined with another RL), then the DRNS shall decide for any of the alternatives. If the *Diversity Control Field* IE is set to "Must", the DRNS shall combine the RL with one of the other RL. When an RL is to be combined the DRNS shall choose which RL(s) to combine it with.]

If the RADIO LINK SETUP REQUEST message includes the *Allowed Queuing Time* IE the DRNS may queue the request before providing a response to the SRNC.

[FDD - If the *Initial DL TX Power* IE and *Uplink SIR Target* IE are present in the message, the DRNS shall use the indicated DL TX Power and Uplink SIR Target as initial value. If the value of the *Initial DL TX Power* IE is outside the configured DL TX power range, the DRNS shall apply these constraints when setting the initial DL TX power. The DRNS shall also include the configured DL TX power range defined by *Maximum DL TX Power* IE and *Minimum DL TX Power* IE in the RADIO LINK SETUP RESPONSE message.]

[FDD - If the *Primary CPICH Ec/No* IE is present, the DRNC should use the indicated value when deciding the Initial DL TX Power.]

[TDD - If the *Primary CCPCH RSCP* IE and/or the *DL Timeslot ISCP* IE are present, the DRNC should use the indicated values when deciding the Initial DL TX Power.]

[FDD – If the received *Limited Power Increase* IE is set to 'Used', the DRNS shall, if supported, use Limited Power Increase according to ref. [10] section 5.2.1 for the inner loop DL power control.]

[FDD – The DRNS shall start the DL transmission using the indicated DL TX power level (if received) or the decided DL TX power level on each DL channelisation code of a RL until UL synchronisation is achieved for the concerning RLS or a DL POWER CONTROL REQUEST message is received. No innerloop power control or power balancing shall be performed during this period. The DL power shall then vary according to the inner loop power control (see ref.[10] subclause 5.2.1.2) with DPC_MODE=0 and the power control procedure (see 8.3.7).]

[TDD – The DRNS shall start the DL transmission using the indicated DL TX power level (if received) or the decided DL TX power level on each DL channelisation code and on each Time Slot of a RL until UL synchronisation is achieved for the concerning RL. No innerloop power control shall be performed during this period. The DL power shall then vary according to the inner loop power control (see ref.[22] subclause 4.2.3.3).]

If the RADIO LINK SETUP REQUEST message includes a *DCH Info* IE with multiple *DCH Specific Info* IEs then the DRNS shall treat the DCHs in the *DCH Info* IE as a set of co-ordinated DCHs.

[FDD - For DCHs which do not belong to a set of co-ordinated DCHs with the *QE-Selector* IE set to "selected ", the Transport channel BER from that DCH shall be the base for the QE in the UL data frames. If no Transport channel BER is available for the selected DCH the Physical channel BER shall be used for the QE, ref. [4]. If the QE-Selector is set to "non-selected ", the Physical channel BER shall be used for the QE in the UL data frames, ref. [4].]

For a set of co-ordinated DCHs the Transport channel BER from the DCH with the *QE-Selector* IE set to "selected " shall be used for the QE in the UL data frames, ref. [4]. [FDD - If no Transport channel BER is available for the selected DCH the Physical channel BER shall be used for the QE, ref. [4]. If all DCHs have *QE-Selector* IE set to "non-selected " the Physical channel BER shall be used for the QE, ref. [4].]

The *Allocation/Retention Priority* IE defines the priority level that should be used by the DRNS to prioritise the allocation and the retention of the resources used by the DCH. The *Frame Handling Priority* IE defines the priority level that should be used by the DRNS to prioritise the discard/delay of the data frames of the DCH and DSCH (if any).

The DRNS shall use the included *UL DCH FP Mode* IE for a DCH or a set of co-ordinated DCHs as the new DCH FP Mode in the Uplink of the user plane for the DCH or the set of co-ordinated DCHs.

The DRNS shall use the included *ToAWS* IE for a DCH or a set of co-ordinated DCHs as the new Time of Arrival Window Start Point in the user plane for the DCH or the set of co-ordinated DCHs.

The DRNS shall use the included *ToAWE* IE for a DCH or a set of co-ordinated DCHs as the new Time of Arrival Window End Point in the user plane for the DCH or the set of co-ordinated DCHs.

[FDD - If the RADIO LINK SETUP REQUEST message includes the *SSDT Cell Identity* IE, the DRNS shall activate SSDT, if supported, using the *SSDT Cell Identity* IE and *SSDT Cell Identity Length* IE.]

[FDD - If the RADIO LINK SETUP REQUEST message includes the *Transmission Gap Pattern Sequence Information* IE, the DRNS shall store the information about the Transmission Gap Pattern Sequences to be used when those are activated.]

[FDD - If the RADIO LINK SETUP REQUEST message includes the *Transmission Gap Pattern Sequence Information* IE and the *Active Pattern Sequence Information* IE, the DRNS shall immediately activate the indicated Transmission Gap Pattern Sequences: for each sequence the *TGCFN* refers to latest passed CFN with that value. If during the compressed mode measurement the gaps of two or more pattern sequences overlap, the DRNS shall behave as specified in ref. [26].]

[TDD – The DRNS shall use the *RB Identity* IE list inside the USCH information group to map each *RB Identity* IE to the corresponding USCH.]

At the reception of the RADIO LINK SETUP REQUEST message, DRNS allocates requested type of channelisation codes and other physical channel resources for each RL and assigns a binding identifier and a transport layer address for each DCH or set of co-ordinated DCHs and for each DSCH [TDD – and USCH]. This information shall be sent to the SRNC in the message RADIO LINK SETUP RESPONSE when all the RLs have been successfully setup.

[TDD – If the DSCH Information is included in the RADIO LINK SETUP REQUEST message, the DRNC shall send a valid set of *Scheduling Priority* IE and *MAC-c/sh SDU lengths* IE parameters to the SRNC in the message RADIO LINK SETUP RESPONSE message].

[FDD - If the *Initial DL TX Power* and the *Uplink SIR Target* IEs are not present in the RADIO LINK SETUP REQUEST message, then DRNC shall include the determined initial Uplink SIR Target in the RADIO LINK SETUP RESPONSE message.]

[FDD – When more than one DL DPDCH are assigned per RL, the segmented physical channel shall be mapped on to DL DPDCHs according to [8]. When p number of DL DPDCHs are assigned to each RL, the first pair of DL Scrambling Code and FDD DL Channelisation Code Number corresponds to “*PhCH number 1*”, the second to “*PhCH number 2*”, and so on until the p th to “*PhCH number p*”.]

[FDD – For each RL not having a common generation of the TPC commands in the DL with another RL, the DRNS shall assign the *RL Set ID* IE included in the RADIO LINK SETUP RESPONSE message a value that uniquely identifies the RL Set within the UE context.]

[FDD – For all RLs having a common generation of the TPC commands in the DL with another RL, the DRNS shall assign the *RL Set ID* IE included in the RADIO LINK SETUP RESPONSE message the same value. This value shall uniquely identify the RL Set within the UE context.]

[FDD - In the case of combining one or more RLs the DRNC shall indicate in the RADIO LINK SETUP RESPONSE message with the *Diversity Indication* that the RL is combined with another RL. In this case the Reference *RL ID* IE shall be included to indicate with which RL the combination is performed. The Reference *RL ID* IE shall be included for all but one of the combined RLs, for which the *Transport Layer Address* IE and the *Binding ID* IE shall be included.]

[FDD - In the case of not combining an RL with another RL, the DRNC shall indicate in the RADIO LINK SETUP RESPONSE message with the *Diversity Indication* IE that no combining is performed. In this case the DRNC shall include both the *Transport Layer Address* IE and the *Binding ID* IE for the transport bearer to be established for each DCH and DSCH of the RL in the RADIO LINK SETUP RESPONSE message.]

[TDD - The DRNC shall always include in the RADIO LINK SETUP RESPONSE message both the *Transport Layer Address* IE and the *Binding ID* IE for the transport bearer to be established for each DCH, DSCH [TDD – and USCH] of the RL.]

In case of a set of coordinated DCHs requiring a new transport bearer on Iur the *Binding Identifier* IE and the *Transport Layer Address* IE shall be included only for one of the DCH in the set of co-ordinated DCHs.

[FDD – If the cell in which the RL is being set up is capable to provide Close loop Tx diversity, the DRNC shall include the *Closed Loop Timing Adjustment Mode* IE in the RADIO LINK SETUP RESPONSE message indicating the configured Closed loop timing adjustment mode of the cell.]

The DRNS shall also provide the SRNC with the UTRAN Cell Identifier (UC-Id), the Frequency Number, the [FDD-Primary Scrambling Code], the [TDD-Cell Parameter ID, the Sync Case, the SCH Time Slot information, the Block STTD Indicator] of the neighbouring cells to the cell(s) where the radio link(s) are added. In addition, if the information is available, the DRNC shall also provide the [FDD-CPICH Power level]/[TDD-PCCPCH Power level, DPCH Constant Value] and Frame Offset of the neighbouring cell.

If a neighbouring cell is controlled by another RNC, the DRNC shall report also the node identifications (i.e. RNC and CN domain nodes) of the RNC controlling the neighbouring cell. [FDD – If the information is available, the DRNC shall include the *Tx Diversity Indicator* IE and Tx diversity capability (i.e. *STTD Support Indicator* IE, *Closed Loop Mode1 Support Indicator* IE, and *Closed Loop Mode2 Support Indicator* IE) in *Per FDD Cell Information* IE].

If there was no UE context for this UE in the DRNS before the RADIO LINK SETUP REQUEST message was received the DRNC shall include the node identifications of the CN Domain nodes that the RNC is connected to (using LAC and RAC of the current cell), and the *D-RNTI* IE in the RADIO LINK SETUP RESPONSE message.

[FDD - If the *DRAC Control* IE is set to "requested" in the RADIO LINK SETUP REQUEST message for at least one DCH and if the DRNC supports the DRAC, the DRNC shall indicate in the RADIO LINK SETUP RESPONSE message the *Secondary CCPCH Info* IE to be received on FACH, for each added Radio Link. If the DRNC does not support DRAC, it shall not provide these IEs in the RADIO LINK SETUP RESPONSE message.]

Depending on local configuration in the DRNS, it may include the geographical co-ordinates of the cell and the UTRAN access point position for each of the established RLs in the RADIO LINK SETUP RESPONSE message.

After sending of the RADIO LINK SETUP RESPONSE message the DRNS shall continuously attempt to obtain UL synchronisation and start reception on the new RL. The DRNS shall start transmission on the new RL after synchronisation is achieved in the DL user plane as specified in ref. [3].

[FDD – When *Diversity Mode* IE is "STTD", "Closed loop mode1", or "Closed loop mode2", the DRNC shall activate/deactivate the Transmit Diversity to each Radio Link in accordance with *Transmit Diversity Indication* IE].

[FDD- If the *Downlink compressed mode method* in one or more Transmission Gap Pattern Sequence is set to 'SF/2' in the RADIO LINK SETUP REQUEST message, the DRNS shall include the *Transmission Gap Pattern Sequence Information Response* IE in the RADIO LINK SETUP RESPONSE message indicating for each DL Channelisation Code whether the alternative scrambling code shall be used or not.]

8.3.1.3 Unsuccessful Operation

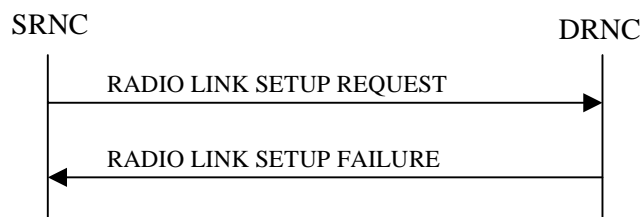


Figure 6: Radio Link Setup procedure: Unsuccessful Operation

In unsuccessful case (i.e. one or more RLs can not be setup) the RADIO LINK SETUP FAILURE message shall be sent to the SRNC, indicating the reason for failure. If some radio links were established successfully, the DRNC shall indicate this in the RADIO LINK SETUP FAILURE message in the same way as in the RADIO LINK SETUP RESPONSE message.

If more than one DCH of a set of co-ordinated DCHs has the *QE-Selector* IE set to "selected" [TDD – or no DCH of a set of co-ordinated DCHs has the *QE-Selector* IE set to "selected"] the DRNS shall regard the Radio Link Setup procedure as failed and shall respond with a RADIO LINK SETUP FAILURE message.

[FDD - If the DRNS cannot support the requested number of DL Codes on a permanent basis, the DRNS shall regard the Radio Link Setup procedure as failed and shall respond with the RADIO LINK SETUP FAILURE message with the cause value "Number of DL Codes Not Supported".]

Typical cause values are:

Radio Network Layer Causes:

- [FDD - UL Scrambling Code Already in Use];
- DL Radio Resources not Available;
- UL Radio Resources not Available;
- Unknown C-ID;
- [FDD - Combining Resources not available];
- Requested Configuration not Supported;
- Cell not Available;
- [FDD - Requested Tx Diversity Mode not Supported];
- Power Level not Supported;
- Invalid CM Settings;
- Number of DL codes not supported;
- DCH not Supported;

- DSCH not Supported;
- [TDD - USCH not Supported];
- [FDD - UL Spreading Factor not Supported];
- [FDD - DL Spreading Factor not Supported];
- CM not Supported.

Transport Layer Causes:

- Transport Link Failure

Protocol Causes:

- Transaction not Allowed

Miscellaneous Causes:

- Control Processing Overload;
- HW Failure;
- Not enough User Plane Processing Resources.

8.3.1.4 Abnormal Conditions

If the DRNC receives either an S-RNTI or a D-RNTI which already has RL(s) established the DRNC shall send the RADIO LINK SETUP FAILURE message to the SRNC, indicating the reason for failure.

8.3.2 Radio Link Addition

8.3.2.1 General

This procedure is used for establishing the necessary resources in the DRNS for one or more additional RLs towards a UE when there is already at least one RL established to the concerning UE via this DRNS.

This procedure shall use the signalling bearer connection for the relevant UE context.

The Radio Link Addition procedure shall not be initiated if a Prepared Reconfiguration exists, as defined in subclause 3.1.

[FDD – The Radio Link Addition procedure serves to establish one or more new Radio Links which do not contain the DSCH. If the DSCH shall be moved into a new Radio Link, the Radio Link reconfiguration procedure shall be applied.]

[TDD – The Radio Link Addition procedure serves to establish a new Radio Link with the DSCH and USCH included, if they existed before.]

8.3.2.2 Successful Operation

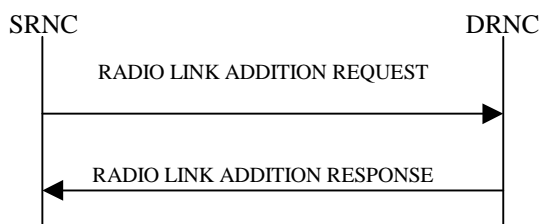


Figure 7: Radio Link Addition procedure: Successful Operation

The procedure is initiated with a RADIO LINK ADDITION REQUEST message sent from the SRNC to the DRNC.

Upon reception, the DRNS shall reserve the necessary resources and configure the new RL(s) according to the parameters given in the message. Unless specified below, the meaning of parameters is specified in other specifications.

The *Diversity Control Field* IE indicates for each RL whether the DRNS shall combine the new RL with existing RL(s) or not on the Iur. If the *Diversity Control Field* IE is set to "May" (be combined with another RL), then the DRNS shall decide for any of the alternatives. If the *Diversity Control Field* IE is set to "Must", the DRNS shall combine the RL with one of the other RL. When a new RL is to be combined the DRNS shall choose which RL(s) to combine it with.

[FDD - If the *Primary CCPCH Ec/No* IE measured by the UE is included in the RADIO LINK ADDITION REQUEST message, the DRNS shall use this in the calculation of the Initial DL TX Power. If the *Primary CCPCH Ec/No* IE is not present, the DRNS sets the Initial DL TX Power accordingly to the power used by the existing RLs.]

[TDD - If the *Primary CCPCH RSCP* IE and/or the *DL Timeslot ISCP* IE are included in the RADIO LINK ADDITION REQUEST message, the DRNS shall use them in the calculation of the Initial DL TX Power. If the *Primary CCPCH RSCP* IE and *DL Timeslot ISCP* IE are not present, the DRNS sets the Initial DL TX Power accordingly to the power used by the existing RLs.]

[FDD - The Initial DL TX Power shall be applied until UL synchronisation is achieved for that RLS or a DL POWER CONTROL REQUEST message is received. No innerloop power control or power balancing shall be performed during this period. The DL power shall then vary according to the inner loop power control (see ref.[10] subclause 5.2.1.2) with DPC_MODE=0 and the power control procedure (see 8.3.7)].

[TDD – The Initial DL TX Power shall be applied until UL synchronisation is achieved for that RL. No innerloop power control shall be performed during this period. The DL power shall then vary according to the inner loop power control (see ref.[22] subclause 4.2.3.3)].

[FDD - The DRNS shall use the provided Uplink SIR Target value as the current target for the inner-loop power control.]

[FDD - If the RADIO LINK ADDITION REQUEST message contains an *SSDT Cell Identity* IE, SSDT shall, if supported, be activated for the concerned new RL, with the indicated SSDT Cell Identity used for that RL.]

The DRNS shall activate any feedback mode diversity according to the received settings.

[FDD - If the RADIO LINK ADDITION REQUEST message includes the *Active Pattern Sequence Information* IE, the DRNS shall use the information to immediately activate all ongoing Transmission Gap Pattern Sequence(s) also in the new RL. For each sequence the *TGCFN* refers to latest passed CFN with that value. If *Active Pattern Sequence Information* IE is not included, the DRNS shall not activate the on going CM pattern in the new RLs, but the on going pattern in the existing RL are maintained.]

If all requested RLs are successfully added, the DRNC shall respond with a RADIO LINK ADDITION RESPONSE message.

[FDD – When more than one DL DPDCH are assigned per RL, the segmented physical channel shall be mapped on to DL DPDCHs according to [8]. When p number of DL DPDCHs are assigned to each RL, the first pair of DL Scrambling Code and FDD DL Channelisation Code Number corresponds to “*PhCH number 1*”, the second to “*PhCH number 2*”, and so on until the p th to “*PhCH number p*”.]

[FDD – For each RL not having a common generation of the TPC commands in the DL with another RL, the DRNS shall assign the *RL Set ID* IE included in the RADIO LINK ADDITION RESPONSE message a value that uniquely identifies the RL Set within the UE context.]

[FDD – For all RLs having a common generation of the TPC commands in the DL with another new or existing RL, the DRNS shall assign the *RL Set ID* IE included in the RADIO LINK ADDITION RESPONSE message the same value. This value shall uniquely identify the RL Set within the UE context.]

In the case of combining an RL with existing RL(s) the DRNC shall indicate in the RADIO LINK ADDITION RESPONSE message with the Diversity Indication that the RL is combined. In this case the Reference RL ID shall be included to indicate one of the existing RLs that the new RL is combined with.

In the case of not combining an RL with existing RL(s), the DRNC shall indicate in the RADIO LINK ADDITION RESPONSE message with the Diversity Indication that no combining is done. In this case the DRNC shall include both the *Transport Layer Address* IE and the *Binding ID* IE for the transport bearer to be established for each DCH, DSCH [TDD – and USCH] of the RL in the RADIO LINK ADDITION RESPONSE message.

In case of coordinated DCH, the *Binding ID IE* and the *Transport Layer Address IE* shall be included for only one of the co-ordinated DCHs.

[TDD - If the radio link to be added includes a DSCH, the DRNC shall send a set of valid *Scheduling Priority IE* and *MAC-c/sh SDULength IE* parameters to the SRNC in the message RADIO LINK ADDITION RESPONSE message.]

[FDD – If the cell in which the RL is being added is capable to provide Close loop Tx diversity, the DRNC shall include the *Closed Loop Timing Adjustment Mode IE* in the RADIO LINK ADDITION RESPONSE message indicating the Closed loop timing adjustment mode of the cell.]

For any cell neighbouring of a cell in which a RL was added, the DRNC shall provide in the RADIO LINK ADDITION RESPONSE message the UTRAN Cell Identifier (UC-Id), the Frequency Number, the [FDD - Primary Scrambling Code], the [TDD – Cell Parameter Id, the Sync Case, the SCH Time slot information, the Block STTD Indicator] and the node identification of CN nodes connected to the RNC controlling the neighbouring cell if the neighbouring cell is not controlled by the DRNC. In addition, if the information is available, the DRNC shall also provide the [FDD- *Primary CPICH Power IE*]/[TDD - *PCCPCH Power IE*, *DPCH Constant Value IE*], *Frame Offset IE*, [FDD – *Tx Diversity Indicator IE*, and Tx diversity capability, i.e. *STTD Support Indicator IE*, *Closed Loop Mode1 Support Indicator IE*, and *Closed Loop Mode2 Support Indicator IE*] of the neighbouring cell.

The DRNC shall also provide the configured uplink Maximum SIR and UL Minimum SIR for every new RL to the SRNC in the RADIO LINK ADDITION RESPONSE message. These values are taken into consideration by DRNS admission control and shall be used by the SRNC as limits for the UL inner-loop power control target.

The DRNC shall provide the configured *Maximum DL TX Power IE* and *Minimum DL TX Power IE* for every new RL to the SRNC in the RADIO LINK ADDITION RESPONSE message.

The DRNC shall also provide the selected scrambling and channelisation codes of the new RLs in order to enable the SRNC to inform the UE about the selected codes.

[FDD - If some Transmission Gap Pattern sequences using SF/2 method are initialised in the DRNS, DRNS shall include the *Transmission Gap Pattern Sequence Information Response IE* in the RADIO LINK ADDITION RESPONSE message to indicate the Scrambling code change method that it selects for each channelisation code]

Depending on local configuration in the DRNS, it may include the geographical co-ordinates of the cell and the UTRAN access point position for each of the added RLs in the RADIO LINK SETUP RESPONSE message.

After sending of the RADIO LINK ADDITION RESPONSE message the DRNS shall continuously attempt to obtain UL synchronisation and start reception on the new RL. The DRNS shall start transmission on the new RL after synchronisation is achieved in the DL user plane as specified in ref. [4].

[FDD - If the UE has been allocated one or several DCH controlled by DRAC (*DRAC Control IE* was set to "requested" in the RADIO LINK ADDITION REQUEST message for at least one DCH) and if the DRNC supports the DRAC, the DRNC shall indicate in the RADIO LINK ADDITION RESPONSE message the *Secondary CCPCH Info IE* to be received on FACH, for each added Radio Link. If the DRNC does not support DRAC, it shall not provide these IEs in the RADIO LINK ADDITION RESPONSE message.]

[FDD – When *Diversity Mode IE* is "STTD", "Closed loop mode1", or "Closed loop mode2", the DRNC shall activate/deactivate the Transmit Diversity to each Radio Link in accordance with *Transmit Diversity Indication IE*.]

[FDD – When *Transmit Diversity Indicator IE* is present the DRNS shall activate/deactivate the Transmit Diversity to each new Radio Link in accordance with the *Transmit Diversity Indicator IE* and the already known diversity mode.]

[FDD – After addition of the new RL, the UL out-of-sync algorithm defined in [10] shall use the maximum value of the parameters N_OUTSYNC_IND and T_RLFAILURE, and the minimum value of the parameters N_INSYNC_IND, that are configured in the DRNC cells supporting the radio links of the RL Set].

8.3.2.3 Unsuccessful Operation

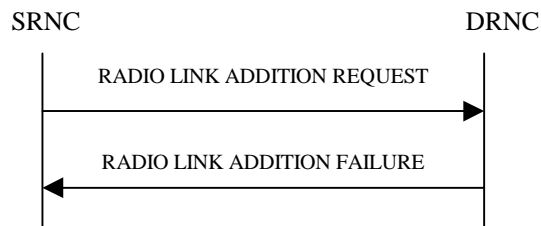


Figure 8: Radio Link Addition procedure: Unsuccessful Operation

If the establishment of at least one RL is unsuccessful, the DRNC shall send a RADIO LINK ADDITION FAILURE as response.

If some RL(s) were established successfully, the DRNC shall indicate this in the RADIO LINK ADDITION FAILURE message in the same way as in the RADIO LINK ADDITION RESPONSE message.

[FDD – If the RADIO LINK ADDITION REQUEST message includes the *Active Pattern Sequence Information* IE and the DRNS cannot provide the requested CM measurements, or if the *Transmission Gap Pattern Sequence Status* IE group repetitions in the *Active Pattern Sequence Information* IE do not address exactly all ongoing compressed mode patterns the DRNS shall regard the Radio Link Addition procedure as failed and shall respond with a RADIO LINK ADDITION FAILURE message with the cause value "Invalid CM settings".]

[FDD - If the RADIO LINK ADDITION REQUEST is used to terminate the on going compressed mode measurement in the new RLs (as specified above), but at least one new RL is setup in one cell that has the same UARCFN of at least one cell with an already existing RL, the DRNS shall regard the Radio Link Addition procedure as failed and shall respond with a RADIO LINK ADDITION FAILURE message with the cause value "Invalid CM settings".]

If the DRNS is not able to establish the requested RLs due to that the DRNS has received a RADIO LINK RECONFIGURATION COMMIT and the indicated reconfiguration CFN has not yet elapsed, the DRNS shall indicate this with the cause value "Reconfiguration CFN not elapsed" in the RADIO LINK ADDITION FAILURE message.

[FDD - If the DRNS cannot support the requested number of DL Codes on a permanent basis, the DRNS shall regard the Radio Link Setup procedure as failed and shall respond with the RADIO LINK ADDITION FAILURE message with the cause value "Number of DL Codes Not Supported".]

Typical cause values are:

Radio Network Layer Causes:

- DL Radio Resources not Available;
- UL Radio Resources not Available;
- Unknown C-ID;
- Combining Resources not available ;
- Cell not Available;
- [FDD - Requested Tx Diversity Mode not Supported];
- Power Level not Supported;
- Invalid CM Settings;
- CM not Supported;
- Reconfiguration CFN not elapsed;
- Number of DL codes not supported.

Transport Layer Causes:

- Transport Link Failure.

Miscellaneous Causes:

- Control Processing Overload;
- HW Failure;
- Not enough User Plane Processing Resources.

8.3.2.4 Abnormal Conditions

-

8.3.3 Radio Link Deletion

8.3.3.1 General

The Radio Link Deletion procedure is used to release the resources in a DRNS for one or more established radio links towards a UE.

This procedure shall use the signalling bearer connection for the relevant UE context.

The Radio Link Deletion procedure may be initiated by the SRNC at any time after establishing a Radio Link.

8.3.3.2 Successful Operation

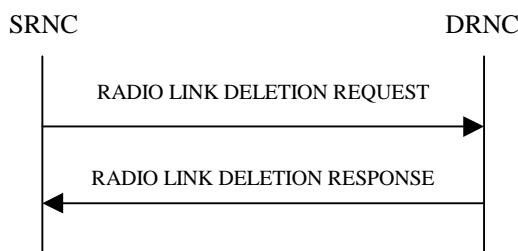


Figure 9: Radio Link Deletion procedure, Successful Operation

The procedure is initiated with a RADIO LINK DELETION REQUEST message sent from the SRNC to the DRNC.

Upon receipt of this message, the DRNS shall delete the radio link(s) identified in the message and release all associated resources and respond to the SRNC with a RADIO LINK DELETION RESPONSE message.

If the radio link(s) to be deleted represent the last radio link(s) for the UE in the DRNS then the DRNC shall also release the UE context, unless the UE is using common resources in the DRNS.

[FDD – After deletion of the RL, the UL out-of-sync algorithm defined in [10] shall use the maximum value of the parameters N_OUTSYNC_IND and T_RLFAILURE, and the minimum value of the parameters N_INSYNC_IND, that are configured in the DRNC cells supporting the radio links of the RL Set].

8.3.3.3 Unsuccessful Operation

-

8.3.3.4 Abnormal Conditions

-

8.3.4 Synchronised Radio Link Reconfiguration Preparation

8.3.4.1 General

The Synchronised Radio Link Reconfiguration Preparation procedure is used to prepare a new configuration of all Radio Links related to one UE-UTRAN connection within a DRNS.

This procedure shall use the signalling bearer connection for the relevant UE context.

The Synchronised Radio Link Reconfiguration Preparation procedure shall not be initiated if a Prepared Reconfiguration exists, as defined in subclause 3.1.

8.3.4.2 Successful Operation

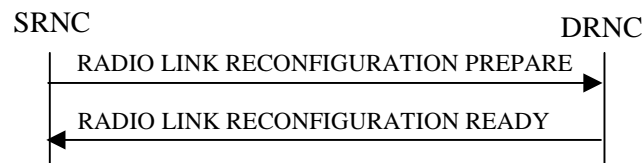


Figure 10: Synchronised Radio Link Reconfiguration Preparation procedure, Successful Operation

The Synchronised Radio Link Reconfiguration Preparation procedure is initiated by the SRNC by sending the RADIO LINK RECONFIGURATION PREPARE message to the DRNC.

Upon reception, the DRNS shall reserve necessary resources for the new configuration of the Radio Link(s) according to the parameters given in the message. Unless specified below, the meaning of parameters is specified in other specifications.

If the RADIO LINK RECONFIGURATION PREPARE message includes the *Allowed Queuing Time* IE the DRNS may queue the request before providing a response to the SRNC.

DCH Modification:

If the RADIO LINK RECONFIGURATION PREPARE message includes the *Allocation/Retention Priority* IE for a DCH to be modified, the DRNS should use this information when reserving resources for this DCH in the new configuration.

If the RADIO LINK RECONFIGURATION PREPARE message includes the *Frame Handling Priority* IE for a DCH to be modified, the DRNS should store this information for this DCH in the new configuration. The received Frame Handling Priority should be used when prioritising between different frames in the downlink on the radio interface in congestion situations within the DRNS once the new configuration has been activated.

If the RADIO LINK RECONFIGURATION PREPARE message includes the *Transport Format Set* IE for the UL of a DCH to be modified, the DRNS shall apply the new Transport Format Set in the Uplink of this DCH in the new configuration.

If the RADIO LINK RECONFIGURATION PREPARE message includes the *Transport Format Set* IE for the DL of a DCH to be modified, the DRNS shall apply the new Transport Format Set in the Downlink of this DCH in the new configuration.

If the RADIO LINK RECONFIGURATION PREPARE message includes a *DCHs to Modify* IE with multiple *DCH Specific Info* IEs then the DRNS shall treat the DCHs in the *DCHs to Modify* IE as a set of co-ordinated DCHs. The DRNS shall include these DCHs in the new configuration only if it can include all of them in the new configuration.

If the RADIO LINK RECONFIGURATION PREPARE message includes the *UL FP Mode* IE for a DCH or a DCH which belongs to a set of co-ordinated DCHs to be modified, the DRNS shall apply the new FP Mode in the Uplink of the user plane for the DCH or the set of co-ordinated DCHs in the new configuration.

If the RADIO LINK RECONFIGURATION PREPARE message includes the *ToAWS* IE for a DCH or a DCH which belongs to a set of co-ordinated DCHs to be modified, the DRNS shall apply the new ToAWS in the user plane for the DCH or the set of co-ordinated DCHs in the new configuration.

If the RADIO LINK RECONFIGURATION PREPARE message includes the *ToAWE* IE for a DCH or a DCH which belongs to a set of co-ordinated DCHs to be modified, the DRNS shall apply the new *ToAWE* in the user plane for the DCH or the set of co-ordinated DCHs in the new configuration.

[FDD - If the *DRAC Control* IE is present and set to "requested" in the RADIO LINK RECONFIGURATION PREPARE message for at least one DCH and if the DRNC supports the DRAC, the DRNC shall indicate in the RADIO LINK RECONFIGURATION READY message the *Secondary CCPCH Info* IE to be received on FACH, for each Radio Link. If the DRNC does not support DRAC, it shall not provide these IEs in the RADIO LINK RECONFIGURATION READY message.]

DCH Addition:

If the RADIO LINK RECONFIGURATION PREPARE message includes any DCH to be added to the Radio Link(s), the DRNS shall reserve necessary resources for the new configuration of the Radio Link(s) according to the parameters given in the message and include these DCH in the new configuration.

If the RADIO LINK RECONFIGURATION PREPARE message includes a DCHs to *Add* IE with multiple *DCH Specific Info* IEs then the DRNS shall treat the DCHs in the *DCHs to Add* IE as a set of co-ordinated DCHs. The DRNS shall include these DCHs in the new configuration only if it can include all of them in the new configuration.

[FDD - For DCHs which do not belong to a set of co-ordinated DCHs with the *QE-Selector* IE set to "selected", the Transport channel BER from that DCH shall be the base for the QE in the UL data frames. If no Transport channel BER is available for the selected DCH the Physical channel BER shall be used for the QE, ref. [4]. If the *QE-Selector* is set to "non-selected", the Physical channel BER shall be used for the QE in the UL data frames, ref. [4].]

For a set of co-ordinated DCHs the Transport channel BER from the DCH with the *QE-Selector* IE set to "selected" shall be used for the QE in the UL data frames, ref. [4]. [FDD - If no Transport channel BER is available for the selected DCH the Physical channel BER shall be used for the QE, ref. [4]. If all DCHs have *QE-Selector* IE set to "non-selected" the Physical channel BER shall be used for the QE, ref. [4].]

The DRNS should store the *Frame Handling Priority* IE received for a DCH to be added in the new configuration. The received Frame Handling Priority should be used when prioritising between different frames in the downlink on the radio interface in congestion situations within the DRNS once the new configuration has been activated.

The DRNS shall use the included *UL FP Mode* IE for a DCH or a set of co-ordinated DCHs to be added as the new FP Mode in the Uplink of the user plane for the DCH or the set of co-ordinated DCHs in the new configuration.

The DRNS shall use the included *ToAWS* IE for a DCH or a set of co-ordinated DCHs to be added as the new Time of Arrival Window Start Point in the user plane for the DCH or the set of co-ordinated DCHs in the new configuration.

The DRNS shall use the included *ToAWE* IE for a DCH or a set of co-ordinated DCHs to be added as the new Time of Arrival Window End Point in the user plane for the DCH or the set of co-ordinated DCHs in the new configuration.

[FDD - If the *DRAC Control* IE is set to "requested" in the RADIO LINK RECONFIGURATION PREPARE message for at least one DCH and if the DRNC supports the DRAC, the DRNC shall indicate in the RADIO LINK RECONFIGURATION READY message the *Secondary CCPCH Info* IE to be received on FACH, for each Radio Link. If the DRNC does not support DRAC, it shall not provide these IEs in the RADIO LINK RECONFIGURATION READY message.]

DCH Deletion:

If the RADIO LINK RECONFIGURATION PREPARE message includes any DCH to be deleted from the Radio Link(s), the DRNS shall not include this DCH in the new configuration.

If all of the DCHs belonging to a set of co-ordinated DCHs are requested to be deleted, the DRNS shall not include this set of co-ordinated DCHs in the new configuration.

Physical Channel Modification:

[FDD - If the RADIO LINK RECONFIGURATION PREPARE message includes the *Uplink Scrambling Code* IE, the DRNS shall apply this Uplink Scrambling Code to the new configuration.]

[FDD - If the RADIO LINK RECONFIGURATION PREPARE message includes one or more *Uplink Channelisation Code* IEs, the DRNS shall apply the new Uplink Channelisation Code(s) in the new configuration.]

[FDD - If the RADIO LINK RECONFIGURATION PREPARE message includes *Number of DL Channelisation Code IE*, the DRNS shall allocate given number of Downlink Channelisation Codes per Radio Link and apply the new Downlink Channelisation Code(s) to the new configuration. Each Downlink Channelisation Code allocated for the new configuration shall be included as a FDD DL Channelisation Code Number IE in the RADIO LINK RECONFIGURATION READY message when sent to the SRNC. If some Transmission Gap Pattern sequences using 'SF/2' method are already initialised in the DRNS, DRNS shall include the *Transmission Gap Pattern Sequence Information Response IE* in the RADIO LINK RECONFIGURATION READY message in case it selects to change the Scrambling code change method for one or more DL Channelisation Code.]

[FDD – When more than one DL DPDCH are assigned per RL, the segmented physical channel shall be mapped on to DL DPDCHs according to [8]. When p number of DL DPDCHs are assigned to each RL, the first pair of DL Scrambling Code and FDD DL Channelisation Code Number corresponds to “*PhCH number 1*”, the second to “*PhCH number 2*”, and so on until the p th to “*PhCH number p*”.]

[FDD - The DRNS shall use the *TFCS IE* for the UL when reserving resources for the uplink of the new configuration. The DRNS shall apply the new TFCS in the Uplink of the new configuration.]

[FDD - The DRNS shall use the *TFCS IE* for the DL when reserving resources for the downlink of the new configuration. The DRNS shall apply the new TFCS in the Downlink of the new configuration.]

[FDD - If the RADIO LINK RECONFIGURATION PREPARE message includes on the *Diversity Mode IE*, the DRNS shall apply diversity according to the given value.]

[FDD - If the RADIO LINK RECONFIGURATION PREPARE message includes on the *UL DPCCH Structure IE*, group the DRNS shall apply the new Uplink DPCCH Structure to the new configuration.]

FDD – If the RADIO LINK RECONFIGURATION PREPARE message includes the *UL SIR Target IE*, the DRNS shall set the UL inner loop power control to the UL SIR target when the new configuration is being used.]

[FDD – If the RADIO LINK RECONFIGURATION PREPARE message includes the *Limited Power Increase IE* and the IE is set to 'Used', the DRNS shall, if supported, use Limited Power Increase according to ref. [10] section 5.2.1 for the inner loop DL power control in the new configuration.]

[FDD – If the RADIO LINK RECONFIGURATION PREPARE message includes the *Limited Power Increase IE* and the IE is set to 'Not Used', the DRNS shall not use Limited Power Increase for the inner loop DL power control in the new configuration.]

[TDD - UL/DL CCTrCH Modification]

[TDD - If the RADIO LINK RECONFIGURATION PREPARE message includes UL/DL CCTrCH to be modified and includes any of *TFCS IE*, *TFCI coding IE*, *Puncture limit IE*, or *TPC CCTrCH ID IEs* the DRNC shall apply these as the new values, otherwise the old values specified for this CCTrCH are still applicable.]

[TDD – The DRNC shall include in the RADIO LINK RECONFIGURATION READY message DPCH information to be modified and the IEs modified if any of *Repetition Period IE*, *Repetition Length IE*, *TDD DPCH Offset IE* or timeslot information was modified. The DRNC shall include timeslot information and the IEs modified if any of *Midamble shift and Burst Type IE*, *Time Slot IE*, *TFCI presence IE* or Code information was modified. The DRNC shall include code information if *TDD Channelisation Code IE* was modified.]

[TDD – UL/DL CCTrCH Addition]

[TDD -If the RADIO LINK RECONFIGURATION PREPARE message includes any UL or DL CCTrCH to be added, the DRNC shall include this CCTrCH in the new configuration.]

[TDD – If the DRNC has reserved the required resources for any requested DPCHs, the DRNC shall include the DPCH information within DPCH to be added in the RADIO LINK RECONFIGURATION READY message.]

[TDD – UL/DL CCTrCH Deletion]

[TDD - If the RADIO LINK RECONFIGURATION PREPARE message includes any UL or DL CCTrCH to be deleted, the DRNC shall remove this CCTrCH in the new configuration.]

SSDT Activation/Deactivation:

[FDD - If the RADIO LINK RECONFIGURATION PREPARE message includes the *SSDT Indication* IE set to "SSDT Active in the UE", the DRNS shall activate SSDT, if supported, using the *SSDT Cell Identity* IE and *SSDT Cell Identity Length* IE in the new configuration.]

[FDD - If the RADIO LINK RECONFIGURATION PREPARE message includes the *SSDT Indication* IE set to "SSDT not Active in the UE", the DRNS shall deactivate SSDT in the new configuration.]

If the requested modifications are allowed by the DRNS, and the DRNS has successfully reserved the required resources for the new configuration of the Radio Link(s) it shall respond to the SRNC with the RADIO LINK RECONFIGURATION READY message. When this procedure has been completed successfully there exist a Prepared Reconfiguration, as defined in subclause 3.1.

The DRNS decides the maximum and minimum SIR for the uplink of the Radio Link(s) and shall return this in the *Maximum Uplink SIR* IE and *Minimum Uplink SIR* IE for each Radio Link in the RADIO LINK RECONFIGURATION READY message.

If the DL TX power upper or lower limit has been re-configured the DRNC shall return this in the *Maximum DL TX Power* IE and *Minimum DL TX Power* IE respectively in the RADIO LINK RECONFIGURATION READY message.

In case of a set of co-ordinated DCHs requiring a new transport bearer on Iur the *DCH Information Response* IE group shall be included only for one of the DCHs in the set of co-ordinated DCHs.

In case of a Radio Link being combined with another Radio Link within the DRNS the *DCH Information Response* IE group shall be included only for one of the combined Radio Links.

Compressed Mode Preparation:

[FDD - If the RADIO LINK RECONFIGURATION PREPARE message includes the *Transmission Gap Pattern Sequence Information* IE the DRNS shall store the new information about the Transmission Gap Pattern Sequences to be used in the new Compressed Mode Configuration.]

[FDD - If the RADIO LINK RECONFIGURATION PREPARE message includes the *Transmission Gap Pattern Sequence Information* IE and the *Downlink compressed mode method* in one or more Transmission Gap Pattern Sequence within the *Transmission Gap Pattern Sequence Information* IE is set to 'SF/2', the DRNS shall include the *Transmission Gap Pattern Sequence Information Response* IE to the RADIO LINK RECONFIGURATION READY message indicating for each Channelisation Code whether the alternative scrambling code shall be used or not].

DSCH Addition/Modification/Deletion:

The DRNC shall use any included DSCH information for the DSCHs to be added/modified/deleted in the RADIO LINK RECONFIGURATION PREPARE message, to add/modify/delete the indicated DSCH channels to/from the radio link, in the same way as the DCH info is used to add/modify/release DCHs.

To add or modify each DSCH, the DRNS shall use the *Allocation/Retention Priority* IE, *Scheduling Priority Indicator* IE and *TrCH Source Statistics Descriptor* IE to define a set of DSCH Priority classes each of which is associated with a set of supported *MAC-c/sh SDU lengths*.

If the requested modifications are allowed by the DRNC and the DRNC has successfully reserved the required resources for the new configuration of the Radio Link(s), it shall respond to the SRNC with the RADIO LINK RECONFIGURATION READY message.

The DRNS shall include in the RADIO LINK RECONFIGURATION READY message the *Transport Layer Address* IE and the *Binding ID* IE of the DSCHs being added or modified.

USCH Addition/Modification/Deletion [TDD]

The DRNC shall use any included USCH information for the USCHs to be added/modified/deleted in the RADIO LINK RECONFIGURATION PREPARE message, to add/modify/delete the indicated USCH channels to/from the radio link, in the same way as the DCH info is used to add/modify/release DCHs.

To add or modify each USCH, the DRNS shall use the *Allocation/Retention Priority* IE, *Scheduling Priority Indicator* IE and *TrCH Source Statistics Descriptor* IE to define a set of USCH Priority classes each of which is associated with a set of supported *MAC-c/sh SDU lengths*.

If the requested modifications are allowed by the DRNC and the DRNC has successfully reserved the required resources for the new configuration of the Radio Link(s), it shall respond to the SRNC with the RADIO LINK RECONFIGURATION READY message.

The DRNS shall include in the RADIO LINK RECONFIGURATION READY message the *Transport Layer Address* IE and the *Binding ID* IE of the USCHs being added or modified.

8.3.4.3 Unsuccessful Operation

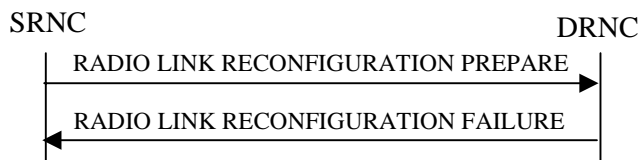


Figure 11: Synchronised Radio Link Reconfiguration Preparation procedure, Unsuccessful Operation

If the DRNS cannot reserve the necessary resources for all the new DCHs of a set of co-ordinated DCHs requested to be added, it shall regard the Synchronised Radio Link Reconfiguration procedure as having failed.

- If the requested Synchronised Radio Link Reconfiguration procedure fails for one or more RLs the DRNC shall send the RADIO LINK RECONFIGURATION FAILURE message to the SRNC, indicating the reason for failure.

If more than one DCH of a set of co-ordinated DCHs has the *QE-Selector* IE set to "selected" [TDD – or no DCH of a set of co-ordinated DCHs has the *QE-Selector* IE set to "selected"] the DRNS shall regard the Synchronised Radio Link Reconfiguration Preparation procedure as failed and shall respond with a RADIO LINK RECONFIGURATION FAILURE message.

In which cases to include only the *Cause* IE on message level and in which cases the *Cause* IE also shall be included for a specific RL is FFS.

[FDD - If the DRNS cannot support the requested number of DL Codes on a permanent basis, the DRNS shall regard the Radio Link Setup procedure as failed and shall respond with the RADIO LINK RECONFIGURATION FAILURE message with the cause value "Number of DL Codes Not Supported".]

Typical cause values are:

Radio Network Layer Causes:

- UL Scrambling Code Already in Use;
- DL Radio Resources not Available;
- UL Radio Resources not Available;
- Requested Configuration not Supported;
- Invalid CM Settings;
- Number of DL codes not supported;
- [TDD- DCH not Supported];
- DSCH not Supported;
- [TDD - USCH not Supported];
- [FDD - UL Spreading Factor not Supported];
- [FDD - DL Spreading Factor not Supported];
- CM not Supported.

Protocol Causes:

- Transaction not Allowed.

Miscellaneous Causes:

- Control Processing Overload;
- Not enough User Plane Processing Resources.

8.3.4.4 Abnormal Conditions

If only a subset of all the DCHs belonging to a set of co-ordinated DCHs is requested to be deleted, the DRNS shall regard the Synchronised Radio Link Reconfiguration Preparation procedure as having failed and the DRNC shall send the RADIO LINK RECONFIGURATION FAILURE message to the SRNC.

8.3.5 Synchronised Radio Link Reconfiguration Commit

8.3.5.1 General

This procedure is used to order the DRNS to switch to the new configuration for the Radio Link(s) within the DRNS, previously prepared by the Synchronised Radio Link Preparation procedure.

This procedure shall use the signalling bearer connection for the relevant UE context.

8.3.5.2 Successful Operation



Figure 12: Synchronised Radio Link Reconfiguration Commit procedure, Successful Operation

The DRNS shall switch to the new configuration previously prepared by the Synchronised RL Reconfiguration procedure at the CFN requested by the SRNC when receiving the RADIO LINK RECONFIGURATION COMMIT message from the SRNC. [FDD – The CFN shall be ignored by DRNS if only Transmission Gap Pattern Sequence Information was included in the RL Reconfiguration.] When this procedure has been completed the Prepared Reconfiguration does not exist any more, see subclause 3.1

[FDD - If the RADIO LINK RECONFIGURATION COMMIT includes the *Active Pattern Sequence Information* IE, the DRNS shall deactivate all the ongoing Transmission Gap Pattern Sequences at the CM Configuration Change CFN. From that moment on all Transmission Gap Pattern Sequences included in *Transmission Gap Pattern Sequence Status* IE group repetitions shall be started when the indicated TGCFN elapses. The *CM Configuration Change CFN* in the *Active Pattern Sequence Information* IE and *TGCFN* for each sequence refers to the next coming CFN with that value. If during the compressed mode measurement the gaps of two or more pattern sequences overlap, the DRNS shall behave as specified in ref. [26].]

8.3.5.3 Abnormal Conditions

8.3.6 Synchronised Radio Link Reconfiguration Cancellation

8.3.6.1 General

This procedure is used to order the DRNS to release the new configuration for the Radio Link(s) within the DRNS, previously prepared by the Synchronised Radio Link Preparation procedure.

This procedure shall use the signalling bearer connection for the relevant UE context.

8.3.6.2 Successful Operation



Figure 13: Synchronised Radio Link Reconfiguration Cancellation procedure, Successful Operation

The DRNS shall release the new configuration ([FDD – including the new Transmission Gap Pattern Sequence parameters (if existing)]) previously prepared by the Synchronised RL Reconfiguration Preparation procedure and continue using the old configuration when receiving the RADIO LINK RECONFIGURATION CANCEL message from the SRNC. When this procedure has been completed the Prepared Reconfiguration does not exist any more, see subclause 3.1.

8.3.6.3 Abnormal Conditions

-

8.3.7 Unsynchronised Radio Link Reconfiguration

8.3.7.1 General

The Unsynchronised Radio Link Reconfiguration procedure is used to reconfigure Radio Link(s) related to one UE-UTRAN connection within a DRNS.

The procedure is used when there is no need to synchronise the time of the switching from the old to the new radio link configuration in the cells used by the UE-UTRAN connection within the DRNS.

This procedure shall use the signalling bearer connection for the relevant UE context.

The Unsynchronised Radio Link Reconfiguration procedure shall not be initiated if a Prepared Reconfiguration exists, as defined in subclause 3.1.

8.3.7.2 Successful Operation

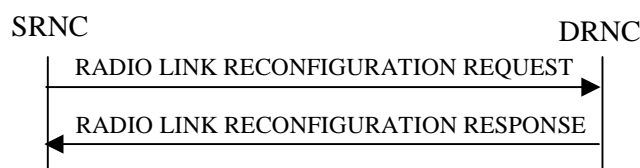


Figure 14: Unsynchronised Radio Link Reconfiguration procedure, Successful Operation

The Unsynchronised Radio Link Reconfiguration procedure is initiated by the SRNC by sending the RADIO LINK RECONFIGURATION REQUEST message to the DRNC.

Upon reception, the DRNS shall modify the configuration of the Radio Link(s) according to the parameters given in the message. Unless specified below, the meaning of parameters is specified in other specifications.

If the RADIO LINK RECONFIGURATION REQUEST message includes the *Allowed Queuing Time* IE the DRNS may queue the request before providing a response to the SRNC.

DCH Modification:

If the RADIO LINK RECONFIGURATION REQUEST message includes on the *Allocation/Retention Priority* IE for a DCH to be modified, the DRNS should use this new value when reserving resources for this DCH in the new configuration.

If the RADIO LINK RECONFIGURATION REQUEST message includes on the *Frame Handling Priority* IE for a DCH to be modified, the DRNS should store this information for this DCH in the new configuration. The received Frame Handling Priority should be used when prioritising between different frames in the downlink on the radio interface in congestion situations within the DRNS once the new configuration has been activated.

If the RADIO LINK RECONFIGURATION REQUEST message includes on the *Transport Format Set* IE for the UL of a DCH to be modified, the DRNS shall apply the new Transport Format Set in the Uplink of this DCH in the new configuration.

If the RADIO LINK RECONFIGURATION REQUEST message includes on the *Transport Format Set* IE for the DL of a DCH to be modified, the DRNS shall apply the new Transport Format Set in the Downlink of this DCH in the new configuration.

If the RADIO LINK RECONFIGURATION REQUEST message includes a *DCHs to Modify* IE with multiple *DCH Specific Info* IEs then the DRNS shall treat the DCHs in the *DCHs to Modify* IE as a set of co-ordinated DCHs. The DRNS shall include these DCHs in the new configuration only if it can include all of them in the new configuration.

If the RADIO LINK RECONFIGURATION REQUEST message includes the *UL FP Mode* IE for a DCH or a DCH which belongs to a set of co-ordinated DCHs to be modified, the DRNS shall apply the new FP Mode in the Uplink of the user plane for the DCH or the set of co-ordinated DCHs in the new configuration.

If the RADIO LINK RECONFIGURATION REQUEST message includes the *ToAWS* IE for a DCH or a DCH which belongs to a set of co-ordinated DCHs to be modified, the DRNS shall apply the new ToAWS in the user plane for the DCH or the set of co-ordinated DCHs in the new configuration.

If the RADIO LINK RECONFIGURATION REQUEST message includes the *ToAWE* IE for a DCH or a DCH which belongs to a set of co-ordinated DCHs to be modified, the DRNS shall apply the new ToAWE in the user plane for the DCH or the set of co-ordinated DCHs in the new configuration.

[FDD - If the *DRAC Control* IE is present and set to "requested" in the RADIO LINK RECONFIGURATION REQUEST message for at least one DCH and if the DRNC supports the DRAC, the DRNC shall indicate in the RADIO LINK RECONFIGURATION RESPONSE message the *Secondary CCPCH Info* IE to be received on FACH, for each Radio Link. If the DRNC does not support DRAC, it shall not provide these IEs in the RADIO LINK RECONFIGURATION RESPONSE message.]

DCH Addition:

If the RADIO LINK RECONFIGURATION REQUEST message includes any DCH to be added to the Radio Link(s), the DRNS shall reserve necessary resources for the new configuration of the Radio Link(s) according to the parameters given in the message and include these DCH in the new configuration.

If the RADIO LINK RECONFIGURATION REQUEST message includes a *DCHs to Add* IE with multiple *DCH Specific Info* IEs then the DRNS shall treat the DCHs in the *DCHs to Add* IE as a set of co-ordinated DCHs. The DRNS shall include these DCHs in the new configuration only if it can all of them in the new configuration.

[FDD - For DCHs which do not belong to a set of co-ordinated DCHs with the *QE-Selector* IE set to "selected", the Transport channel BER from that DCH shall be the base for the QE in the UL data frames. If no Transport channel BER is available for the selected DCH the Physical channel BER shall be used for the QE, ref. [4]. If the *QE-Selector* is set to "non-selected", the Physical channel BER shall be used for the QE in the UL data frames, ref. [4].]

For a set of co-ordinated DCHs the Transport channel BER from the DCH with the *QE-Selector* IE set to "selected" shall be used for the QE in the UL data frames, ref. [4]. [FDD - If no Transport channel BER is available for the selected DCH the Physical channel BER shall be used for the QE, ref. [4]. If all DCHs have *QE-Selector* IE set to "non-selected" the Physical channel BER shall be used for the QE, ref. [4].]

The DRNS should store the *Frame Handling Priority* IE received for a DCH to be added in the new configuration. The received Frame Handling Priority should be used when prioritising between different frames in the downlink on the radio interface in congestion situations within the DRNS once the new configuration has been activated.

The DRNS shall use the included *UL FP Mode* IE for a DCH or a set of co-ordinated DCHs to be added as the new FP Mode in the Uplink of the user plane for the DCH or the set of co-ordinated DCHs in the new configuration.

The DRNS shall use the included *ToAWS* IE for a DCH or a set of co-ordinated DCHs to be added as the new Time of Arrival Window Start Point in the user plane for the DCH or the set of co-ordinated DCHs in the new configuration.

The DRNS shall use the included *ToAWE* IE for a DCH or a set of co-ordinated DCHs to be added as the new Time of Arrival Window End Point in the user plane for the DCH or the set of co-ordinated DCHs in the new configuration.

[FDD - If the *DRAC Control* IE is set to "requested" in the RADIO LINK RECONFIGURATION REQUEST message for at least one DCH and if the DRNC supports the DRAC, the DRNC shall indicate in the RADIO LINK RECONFIGURATION RESPONSE message the *Secondary CCPCH Info* IE and the *Reference to System Information blocks* IE to be received on FACH, for each Radio Link. If the DRNC does not support DRAC, it shall not provide these IEs in the RADIO LINK RECONFIGURATION RESPONSE message.

DCH Deletion:

If the RADIO LINK RECONFIGURATION REQUEST message includes any DCH to be deleted from the Radio Link(s), the DRNS shall not include this DCH in the new configuration.

If all of the DCHs belonging to a set of co-ordinated DCHs are requested to be deleted, the DRNS shall not include this set of co-ordinated DCHs in the new configuration.

Physical Channel Modification:

[FDD - If the RADIO LINK RECONFIGURATION REQUEST message includes the *TFCS* IE for the UL, the DRNS shall apply the new TFCS in the Uplink of the new configuration.]

[FDD - If the RADIO LINK RECONFIGURATION REQUEST message includes the *TFCS* IE for the DL, the DRNS shall apply the new TFCS in the Downlink of the new configuration.]

[FDD – If the RADIO LINK RECONFIGURATION REQUEST message includes the *Limited Power Increase* IE and the IE is set to 'Used', the DRNS shall, if supported, use Limited Power Increase according to ref. [10] section 5.2.1 for the inner loop DL power control in the new configuration.]

[FDD – If the RADIO LINK RECONFIGURATION REQUEST message includes the *Limited Power Increase* IE and the IE is set to 'Not Used', the DRNS shall not use Limited Power Increase for the inner loop DL power control in the new configuration.]

[TDD - UL/DL CCTrCH Modification]

[TDD - If the RADIO LINK RECONFIGURATION REQUEST message includes UL/DL CCTrCH to be modified the DRNC shall apply the included *TFCS* IE as the new value.]

[TDD – UL/DL CCTrCH Deletion]

[TDD - If the RADIO LINK RECONFIGURATION REQUEST message includes any UL or DL CCTrCH to be deleted, the DRNC shall remove this CCTrCH in the new configuration.]

If the requested modifications are allowed by the DRNS, the DRNS has successfully allocated the required resources, and changed to the new configuration it shall respond to the SRNC with the RADIO LINK RECONFIGURATION RESPONSE message.

The DRNS decides the maximum and minimum SIR for the uplink of the Radio Link(s) and shall return this in the IEs *Maximum Uplink SIR* and *Minimum Uplink SIR* for each Radio Link in the RADIO LINK RECONFIGURATION RESPONSE message.

If the DL TX power upper or lower limit has been re-configured the DRNC shall return this in the *Maximum DL TX Power* IE and *Minimum DL TX Power* IE respectively in the RADIO LINK RECONFIGURATION RESPONSE message.

In case of a set of co-ordinated DCHs requiring a new transport bearer on Iur the *DCH Information Response* IE group shall be included only for one of the DCH in the set of co-ordinated DCHs.

In case of a Radio Link being combined with another Radio Link within the DRNS the *DCH Information Response* IE group shall be included only for one of the combined Radio Links.

Compressed Mode Preparation:

[FDD - If the RADIO LINK RECONFIGURATION REQUEST message includes the *Transmission Gap Pattern Sequence Information* IE the DRNS shall store the new information about the Transmission Gap Pattern Sequences to be used in the new Compressed Mode configuration.]

[FDD - If the RADIO LINK RECONFIGURATION REQUEST message includes the *Transmission Gap Pattern Sequence Information* IE and the *Downlink compressed mode method* in one or more *Transmission Gap Pattern Sequence* within the *Transmission Gap Pattern Sequence Information* IE is set to 'SF/2', the DRNS shall include the *DL Code Information* IE group in the RADIO LINK RECONFIGURATION RESPONSE message indicating for each Channelisation Code whether the alternative scrambling code shall be used or not.]

8.3.7.3 Unsuccessful Operation

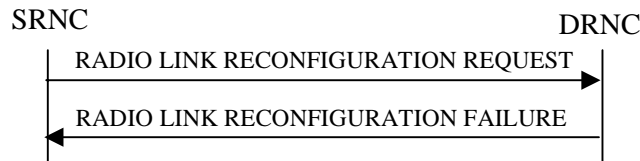


Figure 15: Unsynchronised Radio Link Reconfiguration procedure, Unsuccessful Operation

If more than one DCH of a set of co-ordinated DCHs has the *QE-Selector* IE set to "selected" [TDD – or no DCH of a set of co-ordinated DCHs has the *QE-Selector* IE set to "selected"] the DRNS shall regard the Unsynchronised Radio Link Reconfiguration procedure as failed and shall respond with a RADIO LINK RECONFIGURATION FAILURE message.

If the DRNS cannot allocate the necessary resources for all the new DCHs of a set of co-ordinated DCHs requested to be added it shall regard the Unsynchronised Radio Link Reconfiguration procedure as having failed.

If the requested Unsynchronised Radio Link Reconfiguration procedure fails for one or more Radio Link(s) the DRNC shall send the RADIO LINK RECONFIGURATION FAILURE message to the SRNC, indicating the reason for failure.

Typical cause values are:

Radio Network Layer Causes:

- UL Scrambling Code Already in Use;
- DL Radio Resources not Available;
- UL Radio Resources not Available;
- Requested Configuration not Supported;
- Invalid CM Setting;
- CM not Supported.

Protocol Causes:

- Transaction not Allowed.

Miscellaneous Causes:

- Control Processing Overload;
- Not enough User Plane Processing Resources.

8.3.7.4 Abnormal Conditions

If only a subset of all the DCHs belonging to a set of co-ordinated DCHs is requested to be deleted, the DRNS shall regard the Unsynchronised Radio Link Reconfiguration procedure as having failed and the DRNC shall send the RADIO LINK RECONFIGURATION FAILURE message to the SRNC.

8.3.8 Physical Channel Reconfiguration

8.3.8.1 General

The Physical Channel Reconfiguration procedure is used by the DRNC to request to SRNC the reconfiguration of one of its physical channels.

This procedure shall use the signalling bearer connection for the relevant UE context.

The Physical Channel Reconfiguration procedure shall not be initiated if a Prepared Reconfiguration exists as defined in subclause 3.1, or if a Synchronised Radio Link Reconfiguration procedure, Unsynchronised Radio Link Reconfiguration procedure or Radio Link Deletion procedure is ongoing.

8.3.8.2 Successful Operation

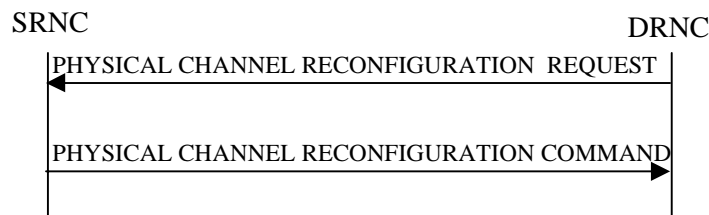


Figure 16: Physical Channel Reconfiguration procedure, Successful Operation

When the DRNC detects the need to modify one of its physical channels, it shall send a PHYSICAL CHANNEL RECONFIGURATION REQUEST to the SRNC.

The message contains the new value of the physical channel parameter(s) that shall be reconfigured and in which radio link.

Upon reception of the PHYSICAL CHANNEL RECONFIGURATION REQUEST, the SRNC shall decide an appropriate execution time for the change. The SRNC shall respond with a PHYSICAL CHANNEL RECONFIGURATION COMMAND message to the DRNC that includes the *CFN* IE indicating the execution time.

At the CFN, the DRNS shall switch to the new configuration that has been requested, and release the resources related to the old physical channel configuration.

8.3.8.3 Unsuccessful Operation

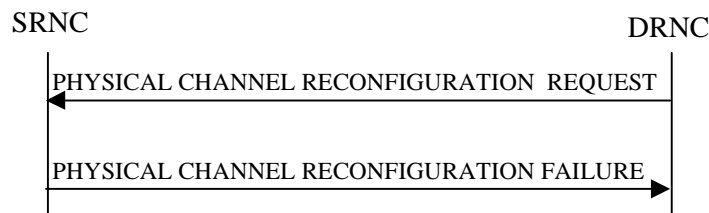


Figure 17: Physical Channel Reconfiguration procedure, Unsuccessful Operation

If the SRNC can not accept the reconfiguration request it shall send the PHYSICAL CHANNEL RECONFIGURATION FAILURE message to the DRNC, including the cause for the failure.

Typical cause values are:

Radio Network Layer Causes:

- Reconfiguration not Allowed.

8.3.8.4 Abnormal Conditions

If the DRNC receives any of the RADIO LINK RECONFIGURATION PREPARE, RADIO LINK RECONFIGURATION REQUEST, or RADIO LINK DELETION REQUEST messages while waiting for the PHYSICAL CHANNEL RECONFIGURATION COMMAND message, this shall be regarded as a Physical Channel Reconfiguration failure. These messages thus override the DRNC request for physical channel reconfiguration.

When the SRNC receives a PHYSICAL CHANNEL RECONFIGURATION REQUEST message while a Synchronised Radio Link Reconfiguration procedure, Unsynchronised Radio Link Reconfiguration procedure or Radio Link Deletion procedure is ongoing, it shall assume that receipt of any of the messages RADIO LINK RECONFIGURATION PREPARE, RADIO LINK RECONFIGURATION REQUEST or RADIO LINK DELETION REQUEST by the DRNC has terminated the Physical Channel Reconfiguration procedure. No separate response message for the Physical Channel Reconfiguration procedure shall be returned by the SRNC in this situation.

8.3.9 Radio Link Failure

8.3.9.1 General

This procedure is started by the DRNS when one or more Radio Links or Radio Link Sets are no longer available.

This procedure shall use the signalling bearer connection for the relevant UE context.

The DRNC may initiate the Radio Link Failure procedure at any time after establishing a Radio Link.

8.3.9.2 Successful Operation




Figure 18: RL Failure procedure, Successful Operation

When DRNC detects that a one or more Radio Links or Radio Link Sets are no longer available, it shall send the RL FAILURE INDICATION message to the SRNC. The message indicates the failed Radio Links or Radio Link Sets with the most appropriate cause values defined in the *Cause* IE. If the failure concerns one or more individual Radio Links the DRNS shall indicate the affected Radio Link(s) using the *RL Information* IE group. [FDD - If the failure concerns one or more Radio Link Sets the DRNS shall indicate the affected Radio Link Set(s) using the *RL Set Information* IE group.]

When the RL Failure procedure is used to notify loss of UL synchronisation, the message shall be sent when indicated by the UL sync detection algorithm defined in ref. [10] and [22], and with the cause value 'Synchronisation Failure'.

In the other cases Radio Link Failure procedure is used to indicate that one or more Radio Links or Radio Link Sets are permanently unavailable and cannot be restored. After sending the RADIO LINK FAILURE INDICATION message to notify the permanent failure, the DRNS shall not remove the Radio Link from the UE context, or the UE context itself. When applicable, the allocation retention priorities associated to the transport channels shall be used by the DRNS to prioritise which Radio Links to indicate as unavailable to the SRNC.

Typical cause values are:

Radio Network Layer Causes:

- Synchronisation Failure.

Miscellaneous Causes:

- Control Processing Overload;
- HW Failure;
- O&M Intervention.

8.3.9.3 Abnormal Conditions

-

8.3.10 Radio Link Restoration

8.3.10.1 General

This procedure is used to notify establishment and re-establishment of UL synchronisation.

This procedure shall use the signalling bearer connection for the relevant UE context.

The DRNC may initiate the Radio Link Restoration procedure after establishing a Radio Link.

8.3.10.2 Successful Operation



Figure 19: RL Restoration procedure, Successful Operation

The DRNC shall send the RADIO LINK RESTORE INDICATION message to the SRNC when indicated by the UL sync detection algorithm defined in ref. [10] and [22]. [FDD – The algorithm in ref. [10] shall use the minimum value of the parameters N_INSYNCH_IND that are configured in the cells supporting the radio links of the RL Set].

[TDD - If the re-established synchronisation concerns one or more individual Radio Links the DRNC shall indicate the affected Radio Link(s) using the *RL Information IE* group.] [FDD - If the re-established synchronisation concerns one or more Radio Link Sets the DRNC shall indicate the affected Radio Link Set(s) using the *RL Set Information IE* group.]

8.3.10.3 Abnormal Conditions

-

8.3.11 Measurement Initiation

8.3.11.1 General

This procedure is used by an SRNS to request the initiation of measurements in a DRNS.

This procedure shall use the signalling bearer connection for the relevant UE context.

The Measurement Initiation procedure shall not be initiated if a Prepared Reconfiguration exists, as defined in subclause 3.1.

8.3.11.2 Successful Operation

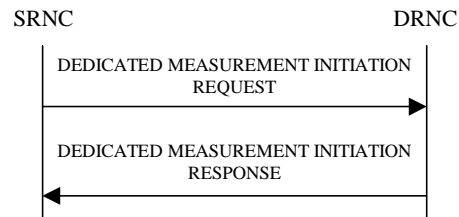


Figure 20: Measurement Initiation procedure, Successful Operation

The procedure is initiated with a DEDICATED MEASUREMENT INITIATION REQUEST message sent from the SRNC to the DRNC.

Upon reception, the DRNC shall initiate the requested measurement according to the parameters given in the request. Unless specified below, the meaning of the parameters are given in other specifications.

If the *Dedicated Measurement Object Type* IE is set to "RL", measurement results shall be reported for all of the indicated Radio Links.

[FDD - If the *Dedicated Measurement Object Type* IE is set to "RLS", measurement results shall be reported for all of the indicated Radio Link Sets.]

If the *Dedicated Measurement Object Type* IE is set to "ALL RL", measurement results shall be reported for all current and future Radio Links within the UE Context.

[FDD - If the *Dedicated Measurement Object Type* IE is set to "ALL RLS", measurement results shall be reported for all the existing and future Radio Link Sets within the UE Context.]

Report characteristics

The *Report Characteristics* IE indicates how the reporting of the measurement shall be performed.

If the *Report Characteristics* IE is set to 'On-Demand', the DRNS shall report the measurement result immediately.

If the *Report Characteristics* IE is set to 'Periodic', the DRNS shall periodically initiate a Measurement Report procedure for this measurement, with the requested report periodicity.

If the *Report Characteristics* IE is set to 'Event A', the DRNS shall initiate a Measurement Reporting procedure when the measured entity rises above the requested threshold and stays there for the requested hysteresis time. If no hysteresis time is given, the DRNC shall use the value zero for the hysteresis time.

If the *Report Characteristics* IE is set to 'Event B', the DRNS shall initiate a Measurement Reporting procedure when the measured entity falls below the requested threshold and stays there for the requested hysteresis time. If no hysteresis time is given, the DRNC shall use the value zero for the hysteresis time.

If the *Report Characteristics* IE is set to 'Event C', the DRNS shall initiate a Measurement Reporting procedure when the measured entity rises more than the requested threshold within the requested time.

If the *Report Characteristics* IE is set to 'Event D', the DRNS shall initiate a Measurement Reporting procedure when the measured entity falls more than the requested threshold within the requested time.

If the *Report Characteristics* IE is set to 'Event E', the DRNS shall initiate a Measurement Reporting procedure when the measured entity rises above the 'Measurement Threshold 1' and stays there for the 'Measurement Hysteresis Time' (Report A). The DRNS shall also initiate a Measurement Reporting procedure when the measured entity falls below the 'Measurement Threshold 2' and stays there for the 'Measurement Hysteresis Time' (Report B). If the *Report Periodicity* IE is provided, the DRNS shall initiate Measurement Reporting procedures periodically, with the requested frequency, between Report A and Report B. If 'Measurement Threshold 2' is not present, the DRNS shall use 'Measurement Threshold 1' instead. If no 'Measurement Hysteresis Time' is provided, the DRNC shall use the value zero as hysteresis times for both Report A and Report B.

If the *Report Characteristics* IE is set to 'Event F', the DRNS shall initiate a Measurement Reporting procedure when the measured entity falls below the 'Measurement Threshold 1' and stays there for the 'Measurement Hysteresis Time'

(Report A). The DRNS shall also initiate a Measurement Reporting procedure when the measured entity rises above the 'Measurement Threshold 2' and stays there for the 'Measurement Hysteresis Time' (Report B). If the *Report Periodicity* IE is provided, the DRNS shall initiate Measurement Reporting procedures periodically, with the requested frequency, between Report A and Report B. If 'Measurement Threshold 2' is not present, the DRNS shall use 'Measurement Threshold 1' instead. If no 'Measurement Hysteresis Time' is provided, the DRNC shall use the value zero as hysteresis times for both Report A and Report B.

If at the start of the measurement, the reporting criteria are fulfilled for any of Event A, Event B, Event E or Event F, the DRNS shall initiate a Measurement Reporting procedure immediately, and then continue with the measurements as specified in the DEDICATED MEASUREMENT INITIATION REQUEST message.

Higher layer filtering

The *Measurement Filter Coefficient* IE indicates how filtering of the measurement values shall be performed before measurement event evaluation and reporting.

The averaging shall be performed according to the following formula.

$$F_n = (1 - a) \cdot F_{n-1} + a \cdot M_n$$

The variables in the formula are defined as follows:

F_n is the updated filtered measurement result

F_{n-1} is the old filtered measurement result

M_n is the latest received measurement result from physical layer measurements

$a = 1/2^{(k/2)}$, where k is the parameter received in the *Measurement Filter Coefficient* IE. If the *Measurement Filter Coefficient* IE is not present, a shall be set to 1 (no filtering)

In order to initialise the averaging filter, F_0 is set to M_1 when the first measurement result from the physical layer measurement is received.

Response message

If the DRNS was able to initiate the measurement requested by the SRNS it shall respond with the DEDICATED MEASUREMENT INITIATION RESPONSE message. The message shall include the same Measurement Id that was used in the measurement request.

Only in the case when the *Report Characteristics* IE is set to "On-Demand", the DEDICATED MEASUREMENT INITIATION RESPONSE message shall contain the measurement result. In this case also the *Dedicated Measurement Object* IE shall be included if it was included in the request message.

8.3.11.3 Unsuccessful Operation

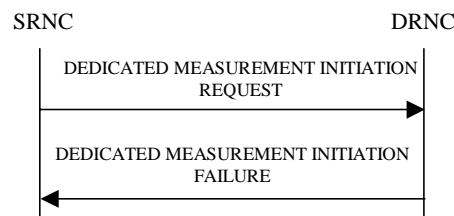


Figure 21: Measurement Initiation procedure, Unsuccessful Operation

If the Dedicated Measurement Type received in the *Dedicated Measurement Type* IE is not defined in ref. [11] or [14] to be measured on the Dedicated Measurement Object Type received in the *Dedicated Measurement Object Type* IE in the DEDICATED MEASUREMENT INITIATION REQUEST message the DRNS shall regard the Dedicated Measurement Initiation procedure as failed.

If the requested measurement can not be initiated, the DRNC shall send a DEDICATED MEASUREMENT INITIATION FAILURE message. The message shall include the same Measurement Id that was used in the DEDICATED MEASUREMENT INITIATION REQUEST message and the *Cause* IE set to an appropriate value.

Typical cause values are:

Radio Network Layer Causes:

- Measurement not Supported For The Object
- Measurement Temporarily not Available

Miscellaneous Causes:

- Control Processing Overload
- HW Failure

8.3.11.4 Abnormal Conditions

-

8.3.12 Measurements Reporting

8.3.12.1 General

This procedure is used by the DRNS to report results of measurements requested by the SRNS with the Measurement Initiation procedure.

This procedure shall use the signalling bearer connection for the relevant UE context.

The DRNC may initiate the Measurement Reporting procedure at any time after establishing a Radio Link.

8.3.12.2 Successful Operation




Figure 22: Measurement Reporting procedure, Successful Operation

If the requested measurement reporting criteria are met, the DRNS shall initiate a Measurement Reporting procedure. If the measurement was initiated (by the Measurement Initiation procedure) for multiple dedicated measurement objects, the DRNC may include measurement values for multiple objects in the DEDICATED MEASUREMENT REPORT message. Unless specified below, the meaning of the parameters are given in other specifications.

The *Dedicated Measurement Id* IE shall be set to the Dedicated Measurement Id provided by the SRNC when initiating the measurement with the Measurement Initiation procedure.

If the achieved measurement accuracy does not fulfil the given accuracy requirement, the Measurement not available shall be reported.

8.3.12.3 Abnormal Conditions

-

8.3.13 Measurement Termination

8.3.13.1 General

This procedure is used by the SRNS to terminate a measurement previously requested by the Measurement Initiation procedure.

This procedure shall use the signalling bearer connection for the relevant UE context.

The Measurement Termination procedure shall not be initiated if a Prepared Reconfiguration exists, as defined in subclause 3.1.

8.3.13.2 Successful Operation




Figure 23: Measurement Termination procedure, Successful Operation

This procedure is initiated with a DEDICATED MEASUREMENT TERMINATION REQUEST message, sent from the SRNC to the DRNC.

Upon reception, the DRNS shall terminate reporting of measurements corresponding to the received Dedicated Measurement Id.

8.3.13.3 Abnormal Conditions

-

8.3.14 Measurement Failure

8.3.14.1 General

This procedure is used by the DRNS to notify the SRNS that a measurement previously requested by the Measurement Initiation procedure can no longer be reported.

This procedure shall use the signalling bearer connection for the relevant UE context.

The DRNC may initiate the Measurement Failure procedure at any time after establishing a Radio Link.

8.3.14.2 Successful Operation

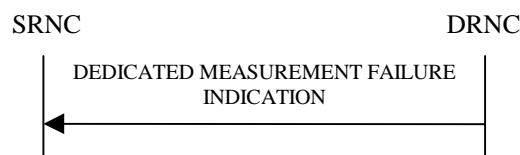


Figure 24: Measurement Failure procedure, Successful Operation

This procedure is initiated with a DEDICATED MEASUREMENT FAILURE INDICATION message, sent from the DRNC to the SRNC, to inform the SRNC that a previously requested measurement no longer can be reported.

Typical cause values are:

Miscellaneous Causes:

- Control Processing Overload
- HW Failure
- O&M Intervention

8.3.14.3 Abnormal Conditions

-

8.3.15 Downlink Power Control [FDD]

8.3.15.1 General

The purpose of this procedure is to balance the DL transmission powers of the radio links for one UE.

This procedure shall use the signalling bearer connection for the relevant UE context.

The Downlink Power Control procedure may be initiated by the SRNC at any time after establishing a Radio Link. If the SRNC has initiated deletion of the last Radio Link in this DRNS the Downlink Power Control procedure shall not be initiated.

8.3.15.2 Successful Operation



Figure 25: Downlink Power Control procedure, Successful Operation

The Downlink Power Control procedure is initiated by the SRNC sending a DL POWER CONTROL REQUEST message to the DRNC.

The *Power Adjustment Type* IE defines the characteristic of the power adjustment.

If the value of the *Power Adjustment Type* IE is "Common", the DRNC shall perform the power adjustment (see below) for all radio links for the UE context using a common DL reference power level.

If the value of the *Power Adjustment Type* IE is "Individual", the DRNC shall perform the power adjustment (see below) for all radio links addressed in the message using the given DL Reference Power per RL.

If the value of the *Power Adjustment Type* IE is "None", the DRNS shall suspend on going power adjustments for all radio links for the UE context.

Power Adjustment

The power balancing adjustment superimposed on the inner loop power control adjustment (see Ref. [10]) shall be such that:

$$\sum P_{bal} = (1 - r)(P_{ref} - P_{init}) \text{ with an accuracy of } \pm 0.5 \text{ dB}$$

where the sum is performed over an adjustment period corresponding to a number of frames equal to the value of the *Adjustment Period* IE, P_{ref} is the value of the *DL Reference Power* IE, P_{init} is the power at the beginning of the adjustment period and r is given by the *Adjustment Ratio* IE.

The adjustment within one adjustment period shall in any case be performed with the constraints given by the *Max Adjustment Step* IE and the DL TX power range set by the DRNC.

The power adjustments shall be repeated for every adjustment period, until a new DL POWER CONTROL REQUEST message is received or the RL is deleted.

8.3.15.3 Abnormal Conditions

-

8.3.16 Compressed Mode Command [FDD]

8.3.16.1 General

The Compressed Mode Command procedure is used to activate the compressed mode in the DRNS for one UE-UTRAN connection. This procedure shall use the signalling bearer connection for the relevant UE context.

The Compressed Mode Command procedure shall not be initiated if a Prepared Reconfiguration exists, as defined in subclause 3.1.

8.3.16.2 Successful Operation

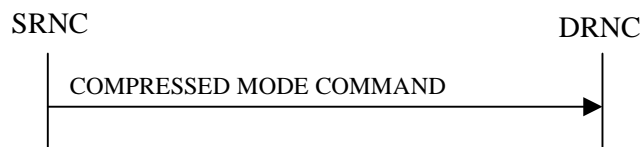


Figure 26: Compressed Mode Command procedure, Successful Operation

The DRNS shall deactivate all the ongoing Transmission Gap Pattern Sequences at the CM Configuration Change CFN requested by SRNC when receiving COMPRESSED MODE COMMAND message from the SRNC. From that moment on all Transmission Gap Pattern Sequences included in *Transmission Gap Pattern Sequence Status* IE group repetitions shall be started when the indicated TGCFN elapses. The *CM Configuration Change CFN* in the *Active Pattern Sequence Information* IE and *TGCFN* for each sequence refers to the next coming CFN with that value.

If during the compressed mode measurement the gaps of two or more pattern sequences overlap, the DRNS shall behave as specified in ref. [26].

8.3.16.3 Abnormal Conditions

-

8.4 Common Transport Channel Procedures

8.4.1 Common Transport Channel Resources Initialisation

8.4.1.1 General

The Common Transport Channel Resources Initialisation procedure is used by the SRNC for the initialisation of the Common Transport Channel user plane towards the DRNC and/or for the initialisation of the UE context in the DRNC.

This procedure shall use the connectionless mode of the signalling bearer.

8.4.1.2 Successful Operation

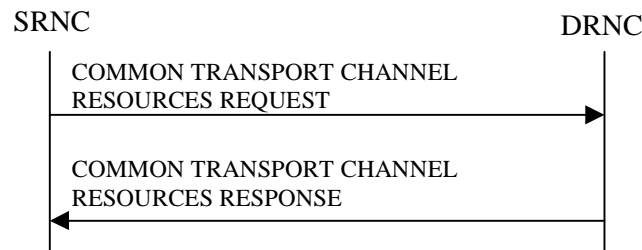


Figure 27: Common Transport Channel Resources Initialisation procedure, Successful Operation

The SRNC initiates the procedure by sending the message COMMON TRANSPORT CHANNEL RESOURCES REQUEST to the DRNC.

Upon reception of the COMMON TRANSPORT CHANNEL RESOURCES REQUEST message, the DRNC shall respond by sending a COMMON TRANSPORT CHANNEL RESOURCES RESPONSE message to the SRNC.

If the value of the *Transport Bearer Request Indicator* IE is set to "Bearer Requested", the DRNC shall store the received *Transport Bearer ID* IE and include the *Binding Identity* IE and *Transport Layer Address* IE in the COMMON TRANSPORT CHANNEL RESOURCES RESPONSE message.

If the value of the *Transport Bearer Request Indicator* IE is set to "Bearer not Requested", the DRNC shall use the transport bearer for the indicated by the *Transport Bearer ID* IE.

If the *C-ID* IE is included in the COMMON TRANSPORT CHANNEL RESOURCES REQUEST message, the DRNC shall allocate a C-RNTI for the indicated cell and include the *C-RNTI* IE in the COMMON TRANSPORT CHANNEL RESOURCES RESPONSE message.

If there exists multiple Secondary CCPCHs in the cell indicated by the *C-ID* IE or if no *C-ID* IE is included in the COMMON TRANSPORT CHANNEL RESOURCE REQUEST message in the cell where the UE is located and the DRNC decides to use the DRNC selected Secondary CCPCH instead of UE selected Secondary CCPCH, the *FACH Info for DRNC Selected S-CCPCH* IE group shall be included in the COMMON TRANSPORT CHANNEL RESOURCES RESPONSE message. If the DRNC includes the *FACH Info for DRNC Selected S-CCPCH* IE group, then it shall also include the *FACH Priority Indicator* IE and *FACH Initial Window Size* IE for each priority class for this Secondary CCPCH.

If the *C-ID* IE is not included in the COMMON TRANSPORT CHANNEL RESOURCES REQUEST message or if the DRNC does not include the *FACH Info for DRNC Selected S-CCPCH* IE group in the COMMON TRANSPORT CHANNEL RESOURCES RESPONSE message, the DRNC shall include the *FACH Info for UE Selected S-CCPCH* IE group in the COMMON TRANSPORT CHANNEL RESOURCES RESPONSE message. The DRNC shall include the *FACH Priority Indicator* IE and *FACH Initial Window Size* IE in the *FACH Info for UE Selected S-CCPCH* IE group for each priority class that the DRNC has determined shall be used. The DRNC may include several *MAC-c/sh SDU Length* IEs for each priority class.

If there exists multiple RACHs in the cell where the UE is located and the DRNC decides to use the DRNC selected PRACH instead of the UE selected PRACH, the *RACH Info for DRNC Selected PRACH* IE group shall be included in the COMMON TRANSPORT CHANNEL RESOURCES RESPONSE message.

If the *C-ID* IE is included in the COMMON TRANSPORT CHANNEL RESOURCES REQUEST message, the DRNC shall include the *URA ID* IE of the cell identified by the received *C-ID* IE, the *Multiple URA Indicator* IE indicating whether or not the cell belongs to multiple URAs, and the RNC Identity of all other RNCs that are having at least one cell within the URA in the cell.

8.4.1.3 Unsuccessful Operation

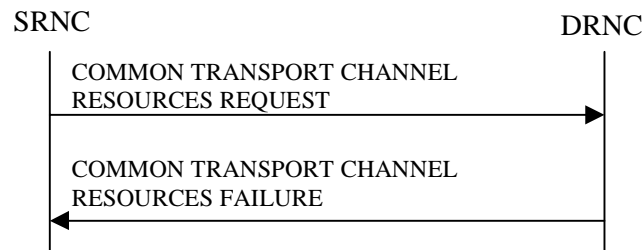


Figure 28: Common Transport Channel Resources Initialisation procedure, Unsuccessful Operation

If the *Transport Bearer Request Indicator* IE is set to "Bearer Requested" and the DRNC is not able to provide a Transport Bearer, the DRNC shall respond to the SRNC with the COMMON TRANSPORT CHANNEL RESOURCES FAILURE message, indicating the cause of the failure.

Typical cause values are:

Radio Network Layer Causes:

- RACH/FACH/CPCH not Supported.

8.4.1.4 Abnormal Conditions

-

8.4.2 Common Transport Channel Resources Release

8.4.2.1 General

This procedure is used by the SRNC to request release of Common Transport Channel Resources for a given UE in the DRNS. The SRNC uses this procedure either to release the UE context from the DRNC (and thus both the D-RNTI and the C-RNTI) or to release only the C-RNTI.

This procedure shall use the connectionless mode of the signalling bearer.

8.4.2.2 Successful Operation



Figure 29: Common Transport Channel Resources Release procedure, Successful Operation

The SRNC initiates the Common Transport Channel Resources Release procedure by sending the message COMMON TRANSPORT CHANNEL RESOURCES RELEASE REQUEST to the DRNC. The SRNC may include the *C-RNTI* IE in the message to request the release of an individual C-RNTI.

At the reception of the message, if the *C-RNTI* IE is not present in the message, the DRNC shall release the whole UE context identified by the D-RNTI.

If the *C-RNTI* IE is included in the message, the DRNC shall release only the indicated C-RNTI.

8.4.2.3 Abnormal Conditions

-

8.5 Global Procedures

8.5.1 Error Indication

8.5.1.1 General

The Error Indication procedure is initiated by a node to report detected errors in one incoming message, provided they cannot be reported by an appropriate failure message.

This procedure shall use the signalling bearer mode specified below.

8.5.1.2 Successful Operation




Figure 30: Error Indication procedure, Successful Operation

When the conditions defined in clause 10 are fulfilled, the Error Indication procedure is initiated by an ERROR INDICATION message sent from the receiving node. This message shall use the same mode of the signalling bearer and the same signalling bearer connection (if connection oriented) as the message that triggers the procedure.

Typical cause values for the ERROR INDICATION message are:

Protocol Causes:

- Transfer Syntax Error
- Abstract Syntax Error (Reject)
- Abstract Syntax Error (Ignore and Notify)
- Message not Compatible with Receiver State
- Unspecified

8.5.1.3 Abnormal Conditions

-

9 Elements for RNSAP Communication

9.1 Message Functional Definition and Content

9.1.1 General

This subclause defines the structure of the messages required for the RNSAP protocol in tabular format. The corresponding ASN.1 definition is presented in section 9.3. In case there is contradiction between the tabular format in section 9.1 and the ASN.1 definition, the ASN.1 shall take precedence, except for the definition of conditions for the presence of conditional IEs, where the tabular format shall take precedence.

9.1.2 Message Contents

9.1.2.1 Presence

An information element can be of the following *types*:

M	The information element is mandatory, i.e. always present in the message
O	The information element is optional, i.e. may or may not be present in the message independently on the presence or value of other information elements in the same message
C#	The presence of the information element is conditional to the presence or to the value of another information element, as reported in the table below the message containing the explanation of the condition.

In case of an information element group, the group is preceded by a name for the info group (in bold). It is also indicated how many times a group may be repeated in the message and whether the group is conditional. Each group may be also repeated within one message. The presence field of the information elements inside one group defines if the information element is mandatory, optional or conditional if the group is present.

9.1.2.2 Criticality

Each information element or Group of information elements may have a criticality information applied to it. Following cases are possible:

-	No criticality information is applied explicitly.
YES	Criticality information is applied. 'YES' is usable only for non-repeatable information elements.
GLOBAL	The information element and all its repetitions together have one common criticality information. 'GLOBAL' is usable only for repeatable information elements.
EACH	Each repetition of the information element has its own criticality information. It is not allowed to assign different criticality values to the repetitions. 'EACH' is usable only for repeatable information elements.

9.1.3 RADIO LINK SETUP REQUEST

9.1.3.1 FDD Message

IE/Group Name	Presence	Range	IE type and reference	Semantics description	Criticality	Assigned Criticality
Message Type	M		9.2.1.40		YES	reject
Transaction ID	M		9.2.1.59		–	
SRNC-Id	M		RNC-Id 9.2.1.50		YES	reject
S-RNTI	M		9.2.1.53		YES	reject
D-RNTI	O		9.2.1.24		YES	reject
Allowed Queuing Time	O		9.2.1.2		YES	reject
UL DPCH Information		1			YES	reject
>UL Scrambling Code	M		9.2.2.53		–	
>Min UL Channelisation Code Length	M		9.2.2.25		–	
>Max Number of UL DPDCHs	C – CodeLen		9.2.2.24		–	
>Puncture Limit	M		9.2.1.46	For the UL.	–	
>TFCS	M		TFCS for the UL 9.2.1.63		–	
>UL DPCH Slot Format	M		9.2.2.52		–	
>Uplink SIR Target	O		Uplink SIR 9.2.1.69		–	
>Diversity mode	M		9.2.2.8		–	
>SSDT Cell Identity Length	O		9.2.2.41		–	
>S Field Length	O		9.2.2.36		–	
DL DPCH Information		1			YES	reject
>TFCS	M		TFCS for the DL. 9.2.1.63		–	
>DL DPCH Slot Format	M		9.2.2.9		–	
>Number of DL channelisation codes	M				–	
>TFCI Signalling Mode	M		9.2.2.46		–	
>TFCI Presence	C- SlotFormat		9.2.1.55		–	
>Multiplexing Position	M		9.2.2.26		–	
>Power Offset Information		1			–	
>>PO1	M		Power Offset 9.2.2.30	Power offset for the TFCI bits.	–	
>>PO2	M		Power Offset 9.2.2.30	Power offset for the TPC bits.	–	
>>PO3	M		Power Offset 9.2.2.30	Power offset for the pilot bits.	–	
>FDD TPC Downlink Step Size	M		9.2.2.16		–	
>Limited Power Increase	M		9.2.1.33		–	
DCH Information		1..<maxno ofDCHs>			GLOBAL	reject
>Payload CRC Presence Indicator	M		9.2.1.42		–	
>UL FP Mode	M		9.2.1.67		–	
>ToAWS	M		9.2.1.58		–	
>ToAWE	M		9.2.1.57		–	
>DCH Specific Info		1..<maxno ofDCHs>			–	
>>DCH ID	M		9.2.1.16		–	

IE/Group Name	Presence	Range	IE type and reference	Semantics description	Criticality	Assigned Criticality
>>TrCh Source Statistics Descriptor	M		9.2.1.65		–	
>>Transport Format Set	M		9.2.1.64	For the UL.	–	
>>Transport Format Set	M		9.2.1.64	For the DL.	–	
>>BLER	M		9.2.1.3	For the UL.	–	
>>BLER	M		9.2.1.3	For the DL.	–	
>>Allocation/Retention Priority	M		9.2.1.1		–	
>>Frame Handling Priority	M		9.2.1.29		–	
>>QE-Selector	M		9.2.1.46A		–	
>>DRAC control	M		9.2.2.13		–	
DSCH Information		0..1			YES	reject
>DSCH Info		1..<maxno ofDSCHs>			EACH	reject
>>DSCH ID	M				–	
>>TrCh Source Statistics Descriptor	M				–	
>>Transport Format Set	M			For DSCH	–	
>>Allocation/Retention Priority	M				–	
>>Scheduling Priority Indicator	M				–	
>>BLER	M				–	
>PDSCH RL ID	M		RL ID			
>TFCS	M		TFCS for the DL.	For DSCH	–	
RL Information		1...<maxn oofRLs>			EACH	notify
>RL ID	M		9.2.1.49		–	
>C-Id	M		9.2.1.6		–	
>First RLS Indicator	M				–	
>Frame Offset	M		9.2.1.30		–	
>Chip Offset	M		9.2.2.1		–	
>Propagation Delay	O		9.2.2.33		–	
>Diversity Control Field	C – NotFirstRL		9.2.2.6		–	
>Initial DL TX Power	C_ifAlone		DL Power 9.2.2.10		–	
>Primary CPICH Ec/No	C_ifAlone		9.2.2.32		–	
>SSDT Cell Identity	O		9.2.2.40		–	
>Transmit Diversity Indicator	C – Diversity mode		9.2.2.50		–	
Transmission Gap Pattern Sequence Information	O				YES	reject
Active Pattern Sequence Information	O				YES	reject

Condition	Explanation
CodeLen	This IE is present only if "Min UL Channelisation Code length" equals to 4
SlotFormat	This IE is only present if the DL DPCH Slot Format is equal to any of the values 12 to 16.
NotFirstRL	This IE is present only if the RL is not the first one in the RL Information .
Diversity mode	This IE is present unless <i>Diversity Mode</i> IE in <i>UL DPCH Information</i> group is "none"
C_ifalone	Either Initial DL TX Power IE or Primary CPICH Ec/No IE shall be present.

Range bound	Explanation
MaxnoofDSCHs	Maximum number of DSCHs for one UE.
MaxnoofDCHs	Maximum number of DCHs for one UE.
MaxnoofRLs	Maximum number of RLs for one UE.

9.1.3.2 TDD Message

IE/Group Name	Presence	Range	IE type and reference	Semantics description	Criticality	Assigned Criticality
Message Type	M		9.2.1.40		YES	reject
Transaction ID	M		9.2.1.59		–	
SRNC-Id	M		RNC-Id 9.2.1.50		YES	reject
S-RNTI	M		9.2.1.53		YES	reject
D-RNTI	O		9.2.1.24		YES	reject
Allowed Queuing Time	O		9.2.1.2		YES	reject
UL Physical Channel Information		1			EACH	reject
>Maximum Timeslot per frame	M		9.2.3.3A	For the UL		
>Minimum Spreading Factor	M		9.2.3.4A	For the UL		
>Maximum number of UL physical channels per timeslot	M		9.2.3.3B			
DL Physical Channel Information		1			EACH	reject
>Maximum Timeslot per frame	M		9.2.3.3A	For the DL		
>Minimum Spreading Factor	M		9.2.3.4A	For the DL		
>Maximum number of DL physical channels per frame	M		9.2.3.3C			
UL CCTrCH Information		0..<maxno of CCTrCHs>		For DCH and USCH	EACH	notify
>CCTrCH ID	M		9.2.3.2		–	
>TFCS	M		9.2.1.63	For the UL.	–	
>TFCI Coding	M		9.2.3.11		–	
>Puncture Limit	M		9.2.1.46		–	
DL CCTrCH Information		0..<maxno of CCTrCHs>		For DCH and DSCH	EACH	notify
>CCTrCH ID	M		9.2.3.2		–	
>TFCS	M		9.2.1.63	For the DL.	–	
>TFCI Coding	M		9.2.3.11		–	
>Puncture Limit	M		9.2.1.46		–	
>TDD TPC Downlink Step Size	M		9.2.3.10		–	
>TPC CCTrCH List		1 to <maxno CCTrCHs>		List of uplink CCTrCH which provide TPC	–	
>>TPC CCTrCH ID	M		CCTrCH ID 9.2.3.2		–	
DCH Information		0..<maxno of DCHs>			GLOBAL	reject
>Payload CRC Presence Indicator	M		9.2.1.42		–	
>UL FP Mode	M		9.2.1.67		–	
>ToAWS	M		9.2.1.58		–	
>ToAWE	M		9.2.1.57		–	
>DCH Specific Info		1..<maxno of DCHs>			–	
>>DCH ID	M		9.2.1.16		–	
>>CCTrCH ID	M		9.2.3.2	UL CCTrCH in which the DCH is mapped	–	

>>CCTrCH ID	M		9.2.3.2	DL CCTrCH in which the DCH is mapped	–	
>>TrCh Source Statistics Descriptor	M		9.2.1.65		–	
>>Transport Format Set	M		9.2.1.64	For the UL.	–	
>>Transport Format Set	M		9.2.1.64	For the DL.	–	
>>BLER	M		9.2.1.3	For the UL.	–	
>>BLER	M		9.2.1.3	For the DL.	–	
>>Allocation/Retention Priority	M		9.2.1.1		–	
>>Frame Handling Priority	M		9.2.1.29		–	
>>QE-Selector	C-CoordDCH		9.2.1.46A		–	
DSCH Information		0 to <maxnoof DSCHs>			GLOBAL	reject
>DSCH ID	M				–	
>CCTrCH ID	M			DL CCTrCH in which the DSCH is mapped	–	
>TrCh Source Statistics Descriptor	M				–	
>Transport Format Set	M			For DSCH	–	
>Allocation/Retention Priority	M				–	
>Scheduling Priority Indicator	M				–	
>BLER	M				–	
USCH Information		0 to <maxnoof USCHs>			GLOBAL	reject
>USCH ID	M				–	
>CCTrCH ID	M			UL CCTrCH in which the USCH is mapped	–	
>TrCh Source Statistics Descriptor	M				–	
>Transport Format Set	M			For USCH	–	
>Allocation/Retention Priority	M				–	
>Scheduling Priority Indicator	M				–	
>RB Info		1 to <maxnoof RB>		All Radio Bearers using this USCH	–	
>>RB Identity	M				–	
RL Information		1			YES	reject
>RL ID	M		9.2.1.49		–	
>C-Id	M		9.2.1.6		–	
>Frame Offset	M		9.2.1.30		–	
>Primary CCPCH RSCP	O		9.2.3.5		–	
>Time slot ISCP Info		0..<maxno ofDLts>			–	
>>Time slot	M				–	
>>DL Timeslot ISCP	M		9.2.3.12		–	

Condition	Explanation
CoordDCH	This IE is present only this DCH is part of a set of coordinated DCHs (number of instances of DCH Specific Info is greater than 1)

Range bound	Explanation
MaxnoofDCHs	Maximum number of DCHs for one UE.
MaxnoofDSCHs	Maximum number of DSCHs for one UE.
MaxnoofUSCHs	Maximum number of USCHs for one UE.
MaxnoofRBs	Maximum number of Radio Bearers for one UE.
MaxnoofCCTrCHs	Maximum number of CCTrCH for one UE.
MaxnoofDLts	Maximum number of Downlink time slots per Radio Link

9.1.4 RADIO LINK SETUP RESPONSE

9.1.4.1 FDD Message

IE/Group Name	Presence	Range	IE type and reference	Semantics description	Criticality	Assigned Criticality
Message Type	M		9.2.1.40		YES	reject
Transaction ID	M		9.2.1.59		–	
D-RNTI	O		9.2.1.24		YES	ignore
CN PS Domain Identifier	O		9.2.1.12		YES	ignore
CN CS Domain Identifier	O		9.2.1.11		YES	ignore
RL Information Response		1..<maxno ofRLs>			EACH	ignore
>RL ID	M		9.2.1.49		–	
>RL Set ID	M		9.2.2.35		–	
>URA ID	M		9.2.1.70		–	
>SAI	M		9.2.1.52		–	
>Cell GAI	O				–	
>UTRAN Access Point Position	O				–	
>RSSI	M		9.2.2.35A		–	
>Secondary CCPCH Info		0..1			–	
>>FDD S-CCPCH Offset	M		9.2.2.15	Corresponds to: $T_{S-CCPCH,k}$, see ref. [8]	–	
>>DL Scrambling Code	M		9.2.2.8		–	
>>FDD DL Channelisation Code Number	M		9.2.2.14		–	
>>TFCS	M		9.2.1.63	For the DL.	–	
>>Secondary CCPCH Slot Format	M		9.2.2.38		–	
>>TFCI presence	C - SlotFormat		9.2.1.55		–	
>>Multiplexing Position	M		9.2.2.26		–	
>>STTD Indicator	M		9.2.2.44		–	
>>FACH/PCH Information		1 .. <maxFACHcount+1>			–	
>>>TFS			9.2.1.64	For each FACH, and the PCH when multiplexed on the same Secondary CCPCH	–	
>>Scheduling Information		1			–	
>>>IB_SG_REP	M		9.2.2.4		–	
>>>Segment Information		1.. <maxIBSEG>			–	
>>>>IB_SG_POS	M		9.2.2.20		–	
>DL Code Information		1.. <maxnoofDLCodes>			–	
>>DL Scrambling Code	M		9.2.2.8		–	
>>FDD DL Channelisation Code Number	M		9.2.2.14		–	
>>Transmission Gap Pattern Sequence Information Response	O				–	

IE/Group Name	Presence	Range	IE type and reference	Semantics description	Criticality	Assigned Criticality
>Diversity Indication	C-NotFirstRL		9.2.2.7		–	
>CHOICE <i>diversity Indication</i>						
>>Combining					YES	ignore
>>>RL ID	M		9.2.1.49	Reference RL ID for the combining	–	
>>Non Combining or First RL					YES	ignore
>>>DCH Information Response		0..<maxno ofDCHs>		Only one DCH per set of co-ordinated DCHs shall be included	–	
>>>>DCH ID	M		9.2.1.16		–	
>>>>Binding ID	M		9.2.1.3		–	
>>>>Transport Layer Address	M		9.2.1.62		–	
>SSDT Support Indicator	M		9.2.2.43		–	
>Maximum Uplink SIR	M		Uplink SIR 9.2.1.69		–	
>Minimum Uplink SIR	M		Uplink SIR 9.2.1.69		–	
>Closed loop timing adjustment mode	O				–	
>Maximum Allowed UL Tx Power	M		9.2.1.35		–	
>Maximum DL TX Power	M		DL Power 9.2.2.10		–	
>Minimum DL TX Power	M		DL Power 9.2.2.10		–	
>DSCH Information Response		0..1			YES	ignore
>>DSCH Information		1..<Maxno ofDSCHs>			–	
>>>DSCH ID	M				–	
>>>>Priority Indicator		1..16		Provide Information for each priority class used	–	
>>>>Scheduling Priority Indicator	M			For DSCH	–	
>>>>MAC-c/sh SDU Length		1..<MaxNb MAC-c/shSDUL ength>			–	
>>>>>MAC-c/sh SDU Length	M				–	
>>>>Binding ID	M				–	
>>>>Transport Layer Address	M				–	
>>PDSCH code mapping	M			PDSCH code mapping to be used	–	
>Neighbouring Cell Information		0..<maxnoof neighbourin gRNCs>			EACH	ignore
>>RNC-Id	M		9.2.1.50		–	
>>CN PS Domain Identifier	O		9.2.1.12		–	
>>CN CS Domain Identifier	O		9.2.1.11		–	

IE/Group Name	Presence	Range	IE type and reference	Semantics description	Criticality	Assigned Criticality
>>Per FDD Cell Information		<i>0..<maxno ofFDDneighbours></i>				
>>>C-Id	M		9.2.1.6			
>>>UARFCN	M		9.2.1.66	Corresponds to Nu in ref. [6]	–	
>>>UARFCN	M		9.2.1.66	Corresponds to Nd in ref. [6]		
>>>Frame Offset	O		9.2.1.30		–	
>>>Primary Scrambling Code	M		9.2.1.45		–	
>>>Primary CPICH Power	O		9.2.1.44		–	
>>>Cell Individual Offset	O		9.2.1.7			
>>>Tx Diversity Indicator	M		9.2.2.50			
>>>STTD Support Indicator	O		9.2.2.45			
>>>Closed Loop Mode1 Support Indicator	O		9.2.2.2			
>>>Closed Loop Mode2 Support Indicator	O		9.2.2.3			
>>Per TDD Cell Information		<i>0..<maxno ofTDDneighbours></i>				
>>>C-Id	M		9.2.1.6			
>>>UARFCN	M		9.2.1.66	Corresponds to Nt in ref. [7]	–	
>>>Frame Offset	O		9.2.1.30		–	
>>>Cell Parameter ID	M		9.2.1.8		–	
>>>Sync Case	M		9.2.1.54		–	
>>>Time Slot	C-Case1		9.2.1.56		–	
>>>SCH Time Slot	C-Case2		9.2.1.51		–	
>>>Block STTD Indicator	M				–	
>>>Cell Individual Offset	O		9.2.1.7		–	
>>>DPCH Constant Value	O		9.2.1.23		–	
>>>PCCPCH Power	O		9.2.1.43		–	
Uplink SIR Target	O		Uplink SIR 9.2.1.69		YES	ignore
Criticality Diagnostics	O		9.2.1.13		YES	ignore

Condition	Explanation
NotFirstRL	The IE is present only if the RL is not the first RL in the RL Information
Case1	This IE is present only if Sync Case = Case1.
Case2	This IE is present only if Sync Case = Case2.
SlotFormat	This IE is present only if the Secondary CCPCH Slot Format is equal to any of the value 8 to 17

Range bound	Explanation
MaxnoofRLs	Maximum number of RLs for one UE.
MaxnoofDCHs	Maximum number of DCHs for one UE.
MaxNbMAC-c/shSDULength	Maximum number of different MAC-c/sh SDU lengths
MaxnoofDSCHs	Maximum number of DSCHs for one UE.
MaxnoofneighbouringRNCs	Maximum number of neighbouring RNCs
MaxnoofFDDneighbours	Maximum number of neighbouring FDD cell for one cell.
MaxnoofTDDneighbours	Maximum number of neighbouring TDD cell for one cell.
MaxFACHCount	Maximum number of FACH's mapped onto secondary CCPCH's
MaxIBSEG	Maximum number of segments for one Information Block

9.1.4.2 TDD Message

IE/Group Name	Presence	Range	IE type and reference	Semantics description	Criticality	Assigned Criticality
Message Type	M		9.2.1.40		YES	reject
Transaction ID	M		9.2.1.59		–	
D-RNTI	O		9.2.1.24		YES	ignore
CN PS Domain Identifier	O		9.2.1.12		YES	ignore
CN CS Domain Identifier	O		9.2.1.11		YES	ignore
RL Information Response		1			YES	ignore
>RL ID	M		9.2.1.49		–	
>URA ID	M		9.2.1.70		–	
>SAI	M		9.2.1.52		–	
>Cell GAI	O				–	
>UTRAN Access Point Position	O				–	
>UL Interference per Time Slot		1 .. <maxnoof ULts>		Interference Level for each UL time slot within the Radio Link	–	
>>Time Slot	M		9.2.1.56		–	
>>UL Timeslot ISCP	M		9.2.3.13A		–	
>Maximum Uplink SIR	M		Uplink SIR 9.2.1.69		–	
>Minimum Uplink SIR	M		Uplink SIR 9.2.1.69		–	
>Maximum Allowed UL Tx Power	M		9.2.1.35		–	
>Maximum DL TX Power	M		DL Power 9.2.2.10		–	
>Minimum DL TX Power	M		DL Power 9.2.2.10		–	
>Timing Adjustment Required	M		9.2.3.12A		–	
>UL CCTrCH Information		0..<maxno of CCTrCHs>		For DCH	GLOBAL	ignore
>>CCTrCH ID	M		9.2.3.2		–	
>>UL DPCH Information		0..1			YES	ignore
>>>Repetition Period	M		9.2.3.7		–	
>>>Repetition Length	M		9.2.3.6		–	
>>>TDD DPCH Offset	M		9.2.3.8A		–	
>>>UL Timeslot Information		1 to <maxnoOf TS>			–	
>>>>Time Slot	M		9.2.1.56		–	
>>>>Midamble Shift and Burst Type	M		9.2.3.4		–	
>>>>TFCI Presence	M		9.2.1.55		–	
>>>>UL Code Information		1 to <maxnoOf DPCH>			–	
>>>>>DPCH ID	M		9.2.3.3		–	
>>>>>TDD Channelisation Code	M		9.2.3.8		–	
>DL CCTrCH Information		0..<maxno of CCTrCHs>		For DCH	GLOBAL	ignore
>>CCTrCH ID	M		9.2.3.2		–	
>>DL DPCH Information		0..1			YES	ignore
>>>Repetition Period	M		9.2.3.7		–	
>>>Repetition Length	M		9.2.3.6		–	

IE/Group Name	Presence	Range	IE type and reference	Semantics description	Criticality	Assigned Criticality
>>>TDD DPCH Offset	M		9.2.3.x		–	
>>>DL Timeslot Information		1 to <maxnoOf TS			–	
>>>>Time Slot	M		9.2.1.56		–	
>>>>Midamble Shift and Burst Type	M		9.2.3.4		–	
>>>>TFCI Presence	M		9.2.1.55		–	
>>>>DL Code Information		1 to <maxnoOf DPCH>			–	
>>>>>DPCH ID	M		9.2.3.3		–	
>>>>>TDD Channelisation Code	M		9.2.3.8		–	
>DCH Information Response		1..<maxno ofDCHs>		Only one DCH per set of co-ordinated DCHs shall be included.	GLOBAL	ignore
>>DCH ID	M		9.2.1.16		–	
>>Binding ID	M		9.2.1.3		–	
>>Transport Layer Address	M		9.2.1.62		–	
>DSCH Information Response		0 .. <Maxnoof DSCHs>			GLOBAL	ignore
>>DSCH ID	M				–	
>>Priority Indicator		1..16		Provide Information for each priority class used	–	
>>>Scheduling Priority Indicator	M			For DSCH	–	
>>>>MAC-c/sh SDU Length		1..<MaxNb MAC-c/shSDUL ength>			–	
>>>>>MAC-c/sh SDU Length	M				–	
>>Binding ID	M				–	
>>Transport Layer Address	M				–	
>>Transport Format Management	M				–	
>USCH Information Response		0 .. <Maxnoof USCHs>			GLOBAL	ignore
>>USCH ID	M				–	
>>Binding ID	M				–	
>>Transport Layer Address	M				–	
>>Transport Format Management	M				–	
>Neighbouring Cell Information	O	0..<maxno ofneighbouringRNCs >			EACH	ignore
>>RNC-Id	M		9.2.1.50		–	
>>CN PS Domain Identifier	O		9.2.1.12		–	
>>CN CS Domain Identifier	O		9.2.1.11		–	

IE/Group Name	Presence	Range	IE type and reference	Semantics description	Criticality	Assigned Criticality
>>Per FDD Cell Information		<i>0..<maxno ofFDDneighours></i>				
>>>C-Id	M		9.2.1.6		–	
>>>UARFCN	M		9.2.1.66	Corresponds to Nu in ref. [6]	–	
>>>UARFCN	M		9.2.1.66	Corresponds to Nd in ref. [6]	–	
>>>Frame Offset	O		9.2.1.30		–	
>>>Primary Scrambling Code	M		9.2.1.45		–	
>>>Cell Individual Offset	O		9.2.1.7		–	
>>>Primary CPICH Power	O		9.2.1.44		–	
>>>Tx Diversity Indicator	M		9.2.2.50			
>>>STTD Support Indicator	O		9.2.2.45		–	
>>>Closed Loop Mode1 Support Indicator	O		9.2.2.2		–	
>>>Closed Loop Mode2 Support Indicator	O		9.2.2.3		–	
>>Per TDD Cell Information		<i>0..<maxno ofTDDneighours></i>			–	
>>>C-Id	M		9.2.1.6		–	
>>>UARFCN	M		9.2.1.66	Corresponds to Nt in ref. [7]	–	
>>>Frame Offset	O		9.2.1.30		–	
>>>Cell Parameter ID	M		9.2.1.8		–	
>>>Sync Case	M		9.2.1.54		–	
>>>Time Slot	C-Case1		9.2.1.56		–	
>>>SCH Time Slot	C-Case2		9.2.1.51		–	
>>>Block STTD Indicator	M				–	
>>>Cell Individual Offset	O		9.2.1.7		–	
>>>DPCH Constant Value	O		9.2.1.23		–	
>>>PCCPCH Power	O		9.2.1.43		–	
Uplink SIR Target	M		Uplink SIR 9.2.1.69		–	
Criticality Diagnostics	O		9.2.1.13		YES	ignore

Condition	Explanation
Case1	This IE is present only if Sync Case = Case1.
Case2	This IE is present only if Sync Case = Case2.

Range bound	Explanation
MaxnoofDPCHs	Maximum number of DPCHs for one CCTrCH.
MaxnoofDCHs	Maximum number of DCHs for one UE.
MaxnoofDSCHs	Maximum number of DSCHs for one UE.
MaxnoofUSCHs	Maximum number of USCHs for one UE.
MaxNbMAC-c/shSDULength	Maximum number of different MAC-c/sh SDU lengths
MaxnoofneighbouringRNCs	Maximum number of neighbouring RNCs
MaxnoofFDDneighbours	Maximum number of neighbouring FDD cell for one cell
MaxnoofTDDneighbours	Maximum number of neighbouring TDD cell for one cell
MaxnoofCCTrCHs	Maximum number of CCTrCH for one UE.
MaxnoofULts	Maximum number of Uplink time slots per Radio Link
MaxnoofTS	Maximum number of Timeslots for a UE

9.1.5 RADIO LINK SETUP FAILURE

9.1.5.1 FDD Message

IE/Group Name	Presence	Range	IE type and reference	Semantics description	Criticality	Assigned Criticality
Message Type	M		9.2.1.40		YES	reject
Transaction ID	M		9.2.1.59		–	
D-RNTI	O		9.2.1.24		YES	ignore
CN PS Domain Identifier	O		9.2.1.12		YES	ignore
CN CS Domain Identifier	O		9.2.1.11		YES	ignore
CHOICE <i>cause level</i>						
>General					Yes	ignore
>>Cause	M					
>RL specific					Yes	ignore
>>Unsuccessful RL Information Response		1...<maxno ofRLs>			EACH	ignore
>>>RL ID	M		9.2.1.49		–	
>>>Cause	M		9.2.1.5		–	
>>Successful RL Information Response		0..<maxno ofRLs-1>			EACH	ignore
>>>RL ID	M		9.2.1.49		–	
>>>RL Set ID	M		9.2.2.35		–	
>>>URA ID	M		9.2.1.70		–	
>>>SAI	M		9.2.1.52		–	
>>>RSSI	M		9.2.2.35A		–	
>>>DL Code Information		1..<maxno ofDL Codes			GLOBAL	ignore
>>>>DL Scrambling Code	M		9.2.2.8		–	
>>>>FDD DL Channelisation Code Number	M		9.2.2.14		–	
>>>>Transmission Gap Pattern Sequence Information Response	O		9.2.2.47B		–	
>>>Diversity Indication	M		9.2.2.7		–	
>>>CHOICE <i>diversity Indication</i>					–	
>>>>Combining					YES	ignore
>>>>>RL ID	M		9.2.1.49	Reference RL ID for the combining	–	
>>>>Non Combining First RL					YES	ignore
>>>>>DCH Information Response		0..<maxno ofDCHs>		Only one DCH per set of co-ordinated DCHs shall be included.	–	
>>>>>>DCH ID	M		9.2.1.16		–	
>>>>>>Binding ID	M		9.2.1.3		–	
>>>>>>Transport Layer Address	M		9.2.1.62		–	
>>>SSDT Support Indicator	M		9.2.2.43		–	
>>>Maximum Uplink SIR	M		Uplink SIR 9.2.1.69		–	
>>>Minimum Uplink SIR	M		Uplink SIR 9.2.1.69		–	
>>>Closed loop timing adjustment mode	O				–	
>>>Maximum Allowed	M		9.2.1.35		–	

IE/Group Name	Presence	Range	IE type and reference	Semantics description	Criticality	Assigned Criticality
UL Tx Power						
>>>Maximum DL TX Power	M		DL Power 9.2.2.10		–	
>>>Minimum DL TX Power	M		DL Power 9.2.2.10		–	
>>>DSCCH Information Response		0..<maxno of DSCCHs>			GLOBAL	ignore
>>>>DSCCH ID	M				–	
>>>>Binding ID	M				–	
>>>>Transport Layer Address	M				–	
>>>Neighbouring Cell Information	O	0..<maxno of neighbourin gRNCs>			EACH	ignore
>>>>RNC-Id	M		9.2.1.50		–	
>>>>CN PS Domain Identifier	O		9.2.1.12		–	
>>>>CN CS Domain Identifier	O		9.2.1.11		–	
>>>>Per FDD Cell Information		0..<maxno of FDDneig hbours>			–	
>>>>>C-Id	M		9.2.1.6		–	
>>>>>UARFCN	M		9.2.1.66	Corresponds to Nu in ref. [6]	–	
>>>>>UARFCN	M		9.2.1.66	Corresponds to Nd in ref. [6]	–	
>>>>>Frame Offset	O		9.2.1.30		–	
>>>>>Primary Scrambling Code	M		9.2.1.45		–	
>>>>>Primary CPICH Power	O		9.2.1.44		–	
>>>>>Cell Individual Offset	O		9.2.1.7		–	
>>>>>Tx Diversity Indicator	M		9.2.2.50		–	
>>>>>STTD Support Indicator	O		9.2.2.45		–	
>>>>>Closed Loop Mode1 Support Indicator	O		9.2.2.2		–	
>>>>>Closed Loop Mode2 Support Indicator	O		9.2.2.3		–	
>>>>Per TDD Cell Information		0..<maxno of TDDneig hbours>			–	
>>>>>C-Id	M		9.2.1.6		–	
>>>>>UARFCN	M		9.2.1.66	Corresponds to Nt in ref. [7]	–	
>>>>>Frame Offset	O		9.2.1.30		–	
>>>>>Cell Parameter ID	M		9.2.1.8		–	
>>>>>Sync Case	M		9.2.1.54		–	
>>>>>Time Slot	C-Case1		9.2.1.56		–	
>>>>>SCH Time Slot	C-Case2		9.2.1.51		–	
>>>>>Block STTD Indicator	M				–	
>>>>>Cell Individual Offset	O		9.2.1.7		–	
>>>>>DPCH	O		9.2.1.23		–	

IE/Group Name	Presence	Range	IE type and reference	Semantics description	Criticality	Assigned Criticality
Constant Value						
>>>>PCCPCH Power	O		9.2.1.43		–	
Uplink SIR Target	O		Uplink SIR 9.2.1.69		YES	ignore
Criticality Diagnostics	O		9.2.1.13		YES	ignore

Condition	Explanation
Case1	This IE is present only if Sync Case = Case1.
Case2	This IE is present only if Sync Case = Case2.

Range bound	Explanation
MaxnoofRLs	Maximum number of RLs for one UE.
MaxnoofDCHs	Maximum number of DCHs for one UE.
MaxnoofDSCHs	Maximum number of DSCHs for one UE.
MaxnoofneighbouringRNCs	Maximum number of neighbouring RNCs
MaxnoofFDDneighbours	Maximum number of neighbouring FDD cell for one cell
MaxnoofTDDneighbours	Maximum number of neighbouring TDD cell for one cell

9.1.5.2 TDD Message

IE/Group Name	Presence	Range	IE type and reference	Semantics description	Criticality	Assigned Criticality
Message Type	M		9.2.1.40		YES	reject
Transaction ID	M		9.2.1.59		–	
CHOICE <i>cause level</i>						
>General					Yes	ignore
>>Cause	M					
>RL specific					Yes	ignore
>>Unsuccessful RL Information Response		1			YES	ignore
>>>RL ID	M		9.2.1.49		–	
>>>Cause	M		9.2.1.5		–	
Criticality Diagnostics	O		9.2.1.13		YES	ignore

9.1.6 RADIO LINK ADDITION REQUEST

9.1.6.1 FDD Message

IE/Group Name	Presence	Range	IE type and reference	Semantics description	Criticality	Assigned Criticality
Message Type	M		9.2.1.40		YES	reject
Transaction ID	M		9.2.1.59		–	
Uplink SIR Target	M		Uplink SIR 9.2.1.69		YES	reject
RL Information		<i>1..<maxnoofRLs-1></i>			EACH	notify
>RL ID	M		9.2.1.49		–	
>C-Id	M		9.2.1.6		–	
>Frame Offset	M		9.2.1.30		–	
>Chip Offset	M		9.2.2.1		–	
>Diversity Control Field	M		9.2.2.6		–	
>Primary CPICH Ec/No	O		9.2.2.32		–	
>SSDT Cell Identity	O		9.2.2.40			
>Transmit Diversity Indicator	O		9.2.2.50		–	
Active Pattern Sequence Information	O			Either all the already active Transmission Gap Sequence(s) are addressed (Transmission Gap Pattern sequence shall overlap with the existing one) or none of the transmission gap sequences is activated.	YES	reject

Range bound	Explanation
MaxnoofRLs	Maximum number of radio links for one UE

9.1.6.2 TDD Message

IE/Group Name	Presence	Range	IE type and reference	Semantics description	Criticality	Assigned Criticality
Message Type	M		9.2.1.40		YES	reject
Transaction ID	M		9.2.1.59		–	
RL Information		1			YES	reject
>RL ID	M		9.2.1.49		–	
>C-Id	M		9.2.1.6		–	
>Frame Offset	M		9.2.1.30		–	
>Diversity Control Field	M		9.2.2.6		–	
>Primary CCPCH RSCP	O		9.2.3.5		–	
> Time slot ISCP Info		0..<maxnoofDLts>			–	
>>Time slot	M				–	
>>DL Timeslot ISCP	M		9.2.3.12		–	

Range bound	Explanation
MaxnoofDLts	Maximum number of Downlink time slots per Radio Link

9.1.7 RADIO LINK ADDITION RESPONSE

9.1.7.1 FDD Message

IE/Group Name	Presence	Range	IE type and reference	Semantics description	Criticality	Assigned Criticality
Message Type	M		9.2.1.40		YES	reject
Transaction ID	M		9.2.1.59		–	
RL Information Response		1..<maxnoof RLS-1>			EACH	ignore
>RL ID	M		9.2.1.49		–	
>RL Set ID	M		9.2.2.35		–	
>URA ID	M		9.2.1.70		–	
>SAI	M		9.2.1.52		–	
>Cell GAI	O				–	
>UTRAN Access Point Position	O				–	
>RSSI	M		9.2.2.35A		–	
> Secondary CCPCH Info		0..1			–	
>>FDD S-CCPCH Offset	M		9.2.2.15	Corresponds to: $T_{S-CCPCH,k}$, see ref. [8]	–	
>>DL Scrambling Code	M		9.2.2.8		–	
>>FDD DL Channelisation Code Number	M		9.2.2.14		–	
>>TFCS	M		9.2.1.63	For the DL.	–	
>>Secondary CCPCH Slot Format	M		9.2.2.38		–	
>>TFCI presence	C - SlotFormat		9.2.1.55		–	
>>Multiplexing Position	M		9.2.2.26		–	
>>STTD Indicator	M		9.2.2.44		–	
>> FACH/PCH Information		1 .. <maxFACHcount+1>			–	
>>>TFS			9.2.1.64	For each FACH, and the PCH when multiplexed on the same Secondary CCPCH	–	
>> Scheduling Information		1			–	
>>>IB_SG_EP	M		9.2.2.21		–	
>>> Segment Information		1.. <maxIBSEG>			–	
>>>>IB_SG_POS	M		9.2.2.20		–	
> DL Code Information		1..<maxnoof DLCodes>			GLOBAL	ignore
>>DL Scrambling Code	M		9.2.2.8		–	
>>FDD DL Channelisation Code Number	M		9.2.2.14		–	
>>Transmission Gap Pattern Sequence Information Response	O				–	
>Diversity Indication	M		9.2.2.7		YES	ignore
>CHOICE <i>diversity indication</i>						

IE/Group Name	Presence	Range	IE type and reference	Semantics description	Criticality	Assigned Criticality
>>Combining					YES	ignore
>>>RL ID	M		9.2.1.49	Reference RL-Id	–	
>>Non combining					YES	ignore
>>>DCH Information Response		1..<maxnoof DCHs>		Only one DCH per set of co-ordinated DCHs shall be included.	–	
>>>>DCH ID	M		9.2.1.16		–	
>>>>Binding ID	M		9.2.1.3		–	
>>>>Transport Layer Address	M		9.2.1.62		–	
>SSDT Support Indicator	M		9.2.2.43		–	
>Minimum Uplink SIR	M		Uplink SIR 9.2.1.69		–	
>Maximum Uplink SIR	M		Uplink SIR 9.2.1.69		–	
>Closed loop timing adjustment mode	O				-	
>Maximum Allowed UL Tx Power	M		9.2.1.35		–	
>Maximum DL TX Power	M		DL Power 9.2.2.10		–	
>Minimum DL TX Power	M		DL Power 9.2.2.10		–	
>Neighbouring Cell Information		0..<maxnoof neighbouring RNCs>			EACH	ignore
>>RNC-Id	M		9.2.1.50		–	
>>CN PS Domain Identifier	O		9.2.1.12		–	
>>CN CS Domain Identifier	O		9.2.1.11		–	
>>Per FDD Cell Information		0..<maxnoof FDDneighbours>			–	
>>>C-Id	M		9.2.1.6		–	
>>>UARFCN	M		9.2.1.66	Corresponds to Nu in ref. [6]	–	
>>>UARFCN	M		9.2.1.66	Corresponds to Nd in ref. [6]	–	
>>>Frame Offset	O		9.2.1.30		–	
>>>Primary Scrambling Code	M		9.2.1.45		–	
>>>Primary CPICH Power	O		9.2.1.44		–	
>>>Cell Individual Offset	O		9.2.1.7		–	
>>>Tx Diversity Indicator	M		9.2.2.50		–	
>>>STTD Support Indicator	O		9.2.2.45		–	
>>>Closed Loop Mode1 Support Indicator	O		9.2.2.2		–	
>>>Closed Loop Mode2 Support Indicator	O		9.2.2.3		–	
>>Per TDD Cell Information		0..<maxnoof TDDneighbours>			–	

IE/Group Name	Presence	Range	IE type and reference	Semantics description	Criticality	Assigned Criticality
		<i>urs></i>				
>>>C-Id	M		9.2.1.6		–	
>>>UARFCN	M		9.2.1.66	Corresponds to Nt in ref. [7]	–	
>>>Frame Offset	O		9.2.1.30		–	
>>>Cell Parameter ID	M		9.2.1.8		–	
>>>Sync Case	M		9.2.1.54		–	
>>>Time Slot	C-Case1		9.2.1.56		–	
>>>SCH Time Slot	C-Case2		9.2.1.51		–	
>>>Block STTD Indicator	M				–	
>>>Cell Individual Offset	O		9.2.1.7		–	
>>>DPCH Constant Value	O		9.2.1.23		–	
>>>PCCPCH Power	O		9.2.1.43		–	
Criticality Diagnostics	O		9.2.1.13		YES	ignore

Condition	Explanation
Case1	This IE is present only if Sync Case = Case1.
Case2	This IE is present only if Sync Case = Case2.
SlotFormat	This IE is present only if the Secondary CCPCH Slot Format is equal to any of the value 8 to 17

Range bound	Explanation
MaxnoofDCHs	Maximum number of dedicated channels on one RL
MaxnoofRLs	Maximum number of radio links for one UE
MaxnoofneighbouringRNCs	Maximum number of neighbouring RNCs
MaxnoofFDDNeighbours	Maximum number of neighbouring FDD cells for one cell
MaxnoofTDDNeighbours	Maximum number of neighbouring TDD cells for one cell
MaxnoofDLCodes	Maximum number of DL code information
MaxFACHCount	Maximum number of FACH's mapped onto secondary CCPCH's
MaxIBSEG	Maximum number of segments for one Information Block

9.1.7.2 TDD Message

IE/Group Name	Presence	Range	IE type and reference	Semantics description	Criticality	Assigned Criticality
Message Type	M		9.2.1.40		YES	reject
Transaction ID	M		9.2.1.59		–	
RL Information Response		1			YES	ignore
>RL ID	M		9.2.1.49		–	
>URA ID	M		9.2.1.70		–	
>SAI	M		9.2.1.52		–	
>Cell GAI	O				–	
>UTRAN Access Point Position	O				–	
>UL Interference per Time Slot		1 .. <maxnoofU Lts>		Interference Level for each UL time slot within the Radio Link	–	
>>Time Slot	M		9.2.1.56		–	
>>UL Timeslot ISCP	M		9.2.3.13A		–	
>Timing Adjustment Required	M		9.2.3.12A		–	
>UL CCTrCH Information		0..<maxnoof CCTrCHs>		For DCH	GLOBAL	ignore
>>CCTrCH ID	M		9.2.3.2		–	
>>UL DPCH Information		0..1			YES	ignore
>>>Repetition Period	M		9.2.3.7		–	
>>>Repetition Length	M		9.2.3.6		–	
>>>TDD DPCH Offset	M		9.2.3.8A		–	
>>>UL Timeslot Information		1 to <maxnoOfT S			–	
>>>>Time Slot	M		9.2.1.56		–	
>>>>Midamble Shift and Burst Type	M		9.2.3.4		–	
>>>>TFCI Presence	M		9.2.1.55		–	
>>>>UL Code Information		1 to <maxnoOfD PCH>			–	
>>>>>DPCH ID	M		9.2.3.3		–	
>>>>>TDD Channelisation Code	M		9.2.3.8		–	
>DL CCTrCH Information		0..<maxnoof CCTrCHs>		For DCH	GLOBAL	ignore
>>CCTrCH ID	M		9.2.3.2		–	
>>DL DPCH Information		0..1			YES	ignore
>>>Repetition Period	M		9.2.3.7		–	
>>>Repetition Length	M		9.2.3.6		–	
>>>TDD DPCH Offset	M		9.2.3.8A		–	
>>>DL Timeslot Information		1 to <maxnoOfT S			–	
>>>>Time Slot	M		9.2.1.56		–	
>>>>Midamble Shift and Burst Type	M		9.2.3.4		–	
>>>>TFCI Presence	M		9.2.1.55		–	
>>>>DL Code Information		1 to <maxnoOfD PCH>			–	
>>>>>DPCH ID	M		9.2.3.3		–	
>>>>>TDD	M		9.2.3.8		–	

IE/Group Name	Presence	Range	IE type and reference	Semantics description	Criticality	Assigned Criticality
Channelisation Code						
>Diversity Indication	M		9.2.2.7		YES	ignore
>CHOICE <i>diversity indication</i>						
>>Combining					YES	ignore
>>>RL ID	M		9.2.1.49	Reference RL	–	
>>Non combining					YES	ignore
>>>DCH Information Response		1..<maxnoof DCHs>		Only one DCH per set of co-ordinated DCHs shall be included.	–	
>>>>DCH ID	M		9.2.1.16		–	
>>>>Binding ID	M		9.2.1.3		–	
>>>>Transport Layer Address	M		9.2.1.62		–	
>Minimum Uplink SIR	M		Uplink SIR 9.2.1.69		–	
>Maximum Uplink SIR	M		Uplink SIR 9.2.1.69		–	
>Maximum Allowed UL Tx Power	M		9.2.1.35		–	
>Maximum DL TX Power	M		DL Power 9.2.2.10		–	
>Minimum DL TX Power	M		DL Power 9.2.2.10		–	
>DSCH Information Response		0 .. <Maxnoof DSCHs>			GLOBAL	ignore
>>DSCH ID	M				–	
>>Transport Format Management	M				–	
>>Priority Indicator		1..16		Provide Information for each priority class used	–	
>>>Scheduling Priority Indicator	M			DSCH priority indicator	–	
>>>MAC-c/sh SDU Length		1..<MaxNb MAC-c/shSDULength>			–	
>>>>MAC-c/sh SDU Length	M				–	
>>CHOICE <i>Diversity Indication</i>					–	
>>>Non combining					–	
>>>>BindingID	M				–	
>>>>Transport Layer Address	M				–	
>USCH Information Response		0 .. <Maxnoof USCHs>			GLOBAL	ignore
>>USCH ID	M				–	
>>Transport Format Management	M				–	
>>CHOICE <i>Diversity Indication</i>					–	
>>>Non					–	

IE/Group Name	Presence	Range	IE type and reference	Semantics description	Criticality	Assigned Criticality
<i>combining</i>						
>>>>BindingID	M				–	
>>>>Transport Layer Address	M				–	
>Neighbouring Cell Information		<i>0..<maxnoofn eighbouringR NCs></i>			EACH	ignore
>>RNC-Id	M		9.2.1.50		–	
>>CN PS Domain Identifier	O		9.2.1.12		–	
>>CN CS Domain Identifier	O		9.2.1.11		–	
>>Per FDD Cell Information		<i>0..<maxnoof FDDneighbo urs></i>			–	
>>>C-Id	M		9.2.1.6		–	
>>>UARFCN	M		9.2.1.66	Corresponds to Nu in ref. [6]	–	
>>>UARFCN	M		9.2.1.66	Corresponds to Nd in ref. [6]	–	
>>>Frame Offset	O		9.2.1.30		–	
>>>Primary Scrambling Code	M		9.2.1.45		–	
>>>Primary CPICH Power	O		9.2.1.44		–	
>>>Cell Individual Offset	O		9.2.1.7		–	
>>>Tx Diversity Indicator	M		9.2.2.50		–	
>>>STTD Support Indicator	O		9.2.2.45		–	
>>>Closed Loop Mode1 Support Indicator	O		9.2.2.2		–	
>>>Closed Loop Mode2 Support Indicator	O		9.2.2.3		–	
>>Per TDD Cell Information		<i>0..<maxnoof TDDneighbo urs></i>			–	
>>>C-Id	M		9.2.1.6		–	
>>>UARFCN	M		9.2.1.66	Corresponds to Nt in ref. [7]	–	
>>>Frame Offset	O		9.2.1.30		–	
>>>Cell Parameter ID	M		9.2.1.8		–	
>>>Sync Case	M		9.2.1.54		–	
>>>Time Slot	C-Case1		9.2.1.56		–	
>>>SCH Time Slot	C-Case2		9.2.1.51		–	
>>>Block STTD Indicator	M				–	
>>>Cell Individual Offset	O		9.2.1.7		–	
>>>DPCH Constant Value	O		9.2.1.23		–	
>>>PCCPCH Power	O		9.2.1.43		–	
Criticality Diagnostics	O		9.2.1.13		YES	ignore

Condition	Explanation
Case1	This IE is present only if Sync Case = Case1
Case2	This IE is present only if Sync Case = Case2.

Range Bound	Explanation
MaxnoofDCHs	Maximum number of dedicated channels on one RL
MaxnoofDSCHs	Maximum number of DSCHs for one UE.
MaxnoofUSCHs	Maximum number of USCHs for one UE.
MaxNbMAC-c/shSDULength	Maximum number of different MAC-c/sh SDU lengths
MaxnoofneighbouringRNCs	Maximum number of neighbouring RNCs
MaxnoofFDDNeighbours	Maximum number of neighbouring FDD cells for one cell
MaxnoofTDDNeighbours	Maximum number of neighbouring TDD cells for one cell
MaxnoofDLCodes	Maximum number of DL code information
MaxnoOfDPCHs	Maximum number of DPCH in one CCTrCH
MaxnoofCCTrCHs	number of CCTrCH for one UE.
MaxnoofULts	Maximum number of Uplink time slots per Radio Link
MaxnoofTS	Maximum number of Timeslots for a UE

9.1.8 RADIO LINK ADDITION FAILURE

9.1.8.1 FDD Message

IE/Group Name	Presence	Range	IE type and reference	Semantics description	Criticality	Assigned Criticality
Message Type	M		9.2.1.40		YES	reject
Transaction ID	M		9.2.1.59		–	
CHOICE <i>cause level</i>						
>General					Yes	ignore
>>Cause	M					
>RL specific					Yes	ignore
>>Unsuccessful RL Information Response		1..<maxnoof RLS-1>			EACH	ignore
>>>RL ID	M		9.2.1.49		–	
>>>Cause	M		9.2.1.5		–	
>>>Successful RL Information Response		0..<maxnoof RLS-2>			EACH	ignore
>>>RL ID	M		9.2.1.49		–	
>>>RL Set ID	M		9.2.2.35		–	
>>>URA ID	M		9.2.1.70		–	
>>>SAI	M		9.2.1.52		–	
>>>RSSI	M		9.2.2.35A		–	
>>>DL Code Information		1..<maxnoof DL Codes>			GLOBAL	ignore
>>>>DL Scrambling Code	M		9.2.2.8		–	
>>>>FDD DL Channelisation Code Number	M		9.2.2.14		–	
>>>>Transmission Gap Pattern Sequence Information Response	O		9.2.2.47B		–	
>>>Diversity Indication	M		9.2.2.7		YES	ignore
>>>CHOICE <i>diversity indication</i>						
>>>>Combining					YES	ignore
>>>>>RL ID	M		9.2.1.49	Reference RL-Id	–	
>>>>Non combining					YES	ignore
>>>>>DCH Information Response		1..<maxnoof DCHs>		Only one DCH per set of co-ordinated DCHs shall be included.	–	
>>>>>>DCH ID	M		9.2.1.16		–	
>>>>>>Binding ID	M		9.2.1.3		–	
>>>>>>Transport Layer Address	M		9.2.1.62		–	
>>>SSDT Support Indicator	M		9.2.2.43		–	
>>>Minimum Uplink SIR	M		Uplink SIR 9.2.1.69		–	
>>>Maximum Uplink SIR	M		Uplink SIR 9.2.1.69		–	
>>>Closed loop timing adjustment mode	O				–	
>>>Maximum Allowed UL Tx Power	M		9.2.1.35		–	
>>>Maximum DL TX Power	M		DL Power 9.2.2.10		–	
>>>Minimum DL TX Power	M		DL Power 9.2.2.10		–	

IE/Group Name	Presence	Range	IE type and reference	Semantics description	Criticality	Assigned Criticality
>>>Neighbouring Cell Information		<i>0..<maxnoof neighbouringRNCs></i>			EACH	ignore
>>>>RNC-Id	M		9.2.1.50		–	
>>>>CN PS Domain Identifier	O		9.2.1.12		–	
>>>>CN CS Domain Identifier	O		9.2.1.11		–	
>>>>Per FDD Cell Information		<i>0..<maxnoof FDDneighbours></i>				
>>>>>C-Id	M		9.2.1.6			
>>>>>UARFCN	M		9.2.1.66	Corresponds to Nu in ref. [6]	–	
>>>>>UARFCN	M		9.2.1.66	Corresponds to Nd in ref. [6]		
>>>>>Frame Offset	O		9.2.1.30		–	
>>>>>Primary Scrambling Code	M		9.2.1.45		–	
>>>>>Primary CPICH Power	O		9.2.1.44		–	
>>>>>Cell Individual Offset	O		9.2.1.7			
>>>>>Tx Diversity Indicator	M		9.2.2.50			
>>>>>STTD Support Indicator	O		9.2.2.45			
>>>>>Closed Loop Mode1 Support Indicator	O		9.2.2.2			
>>>>>Closed Loop Mode2 Support Indicator	O		9.2.2.3			
>>>>Per TDD Cell Information		<i>0..<maxnoof TDDneighbours></i>				
>>>>>C-Id	M		9.2.1.6			
>>>>>UARFCN	M		9.2.1.66	Corresponds to Nt in ref. [7]	–	
>>>>>Frame Offset	O		9.2.1.30		–	
>>>>>Cell Parameter ID	M		9.2.1.8		–	
>>>>>Sync Case	M		9.2.1.54		–	
>>>>>Time Slot	C-Case1		9.2.1.56		–	
>>>>>SCH Time Slot	C-Case2		9.2.1.51		–	
>>>>>Block STTD Indicator	M				–	
>>>>>Cell Individual Offset	O		9.2.1.7		–	
>>>>>DPCH Constant Value	O		9.2.1.23		–	
>>>>>PCCPCH Power	O		9.2.1.43		–	
Criticality Diagnostics	O		9.2.1.13		YES	ignore

Condition	Explanation
Case1	This IE is present only if Sync Case = Case1.
Case2	This IE is present only if Sync Case = Case2.

Range bound	Explanation
MaxnoofDCHs	Maximum number of dedicated channels on one RL
MaxnoofRLs	Maximum number of radio links for one UE
MaxnoofneighbouringRNCs	Maximum number of neighbouring RNCs
MaxnoofFDDNeighbours	Maximum number of neighbouring FDD cells for one cell
MaxnoofTDDNeighbours	Maximum number of neighbouring TDD cells for one cell
MaxnoofDLCodes	Maximum number of DL code information

9.1.8.2 TDD Message

IE/Group Name	Presence	Range	IE type and reference	Semantics description	Criticality	Assigned Criticality
Message Type	M		9.2.1.40		YES	reject
Transaction ID	M		9.2.1.59		–	
CHOICE <i>cause level</i>						
> <i>General</i>					Yes	ignore
>> <i>Cause</i>	M					
> <i>RL specific</i>					Yes	ignore
>> Unsuccessful RL Information Response		1			YES	ignore
>>> <i>RL ID</i>	M		9.2.1.49		–	
>>> <i>Cause</i>	M		9.2.1.5		–	
Criticality Diagnostics	O		9.2.1.13		YES	ignore

9.1.9 RADIO LINK DELETION REQUEST

IE/Group Name	Presence	Range	IE type and reference	Semantics description	Criticality	Assigned Criticality
Message Type	M		9.2.1.40		YES	reject
Transaction ID	M		9.2.1.59		–	
RL Information		1..<maxno ofRLs>			EACH	notify
> <i>RL ID</i>	M		9.2.1.49		–	

Range bound	Explanation
MaxnoofRLs	Maximum number of radio links for one UE

9.1.10 RADIO LINK DELETION RESPONSE

IE/Group Name	Presence	Range	IE type and reference	Semantics description	Criticality	Assigned Criticality
Message Type	M		9.2.1.40		YES	reject
Transaction ID	M		9.2.1.59		–	
Criticality Diagnostics	O		9.2.1.13		YES	ignore

9.1.11 RADIO LINK RECONFIGURATION PREPARE

9.1.11.1 FDD Message

IE/Group Name	Presence	Range	IE Type and Reference	Semantics Description	Criticality	Assigned Criticality
Message Type	M		9.2.1.40		YES	reject
Transaction ID	M		9.2.1.59		–	
Allowed Queuing Time	O		9.2.1.2		YES	reject
UL DPCH Information		0..1			YES	reject
>UL Scrambling Code	O		9.2.2.53		–	
>UL SIR Target	O		Uplink SIR 9.2.1.69		–	
>Min UL Channelisation Code Length	O		9.2.2.25		–	
>Max Number of UL DPDCHs	C – CodeLen		9.2.2.24		–	
>Puncture Limit	O		9.2.1.46	For the UL.	–	
>TFCS	O		9.2.1.63	TFCS for the UL.	–	
>UL DPCCH Slot Format	O		9.2.2.52		–	
>Diversity mode	O		9.2.2.8		–	
>SSDT Cell Identity Length	O		9.2.2.41		–	
>S-Field Length	O		9.2.2.36		–	
DL DPCH Information		0..1			YES	reject
>TFCS	O		9.2.1.63	TFCS for the DL.	–	
>DL DPCH Slot Format	O		9.2.2.9		–	
>Number of DL channelisation codes	O				–	
>TFCI Signalling Mode	O		9.2.2.46		–	
>TFCI Presence	C- SlotFormat		9.2.1.55		–	
>MultiplexingPosition	O		9.2.2.26		–	
>Limited Power Increase	O		9.2.1.33		–	
DCHs to Modify		0..<maxnoof DCHs>			GLOBAL	reject
>UL FP Mode	O		9.2.1.67		–	
>ToAWS	O		9.2.1.58		–	
>ToAWE	O		9.2.1.57		–	
>DCH Specific Info		1..<maxnoof DCHs>			–	
>>DCH ID	M		9.2.1.16		–	
>>Transport Format Set	O		9.2.1.64	For the UL.	–	
>>Transport Format Set	O		9.2.1.64	For the DL.	–	
>>Allocation/Retention Priority	O		9.2.1.1		–	
>>Frame Handling Priority	O		9.2.1.29		–	
>>DRAC Control	O		9.2.2.13		–	
DCHs to Add		0..<maxnoof DCHs>			GLOBAL	reject
>Payload CRC Presence Indicator	M		9.2.1.42		–	
>UL FP Mode	M		9.2.1.67		–	
>ToAWS	M		9.2.1.58		–	
>ToAWE	M		9.2.1.57		–	
>DCH Specific Info		1..<maxnoof DCHs>			–	
>>DCH ID	M		9.2.1.16		–	
>>TrCh Source Statistics	M		9.2.1.65		–	

IE/Group Name	Presence	Range	IE Type and Reference	Semantics Description	Criticality	Assigned Criticality
Descriptor						
>>Transport Format Set	M		9.2.1.64	For the UL.	–	
>>Transport Format Set	M		9.2.1.64	For the DL.	–	
>>BLER	M		9.2.1.3	For the UL.	–	
>>BLER	M		9.2.1.3	For the DL.	–	
>>Allocation/Retention Priority	M		9.2.1.1		–	
>>Frame Handling Priority	M		9.2.1.29		–	
>>QE-Selector	M		9.2.1.46A		–	
>>DRAC Control	M		9.2.2.13		–	
DCHs to Delete		0..<maxnoof DCHs>			GLOBAL	reject
>DCH ID	M		9.2.1.16		–	
DSCH to modify		0..1			YES	reject
>DSCH Info		0..<maxnoof DSCHs>			–	
>>DSCH ID	M				–	
>>TrCh Source Statistics Descriptor	O					
>>Transport Format Set	O			For DSCH	–	
>>Allocation/Retention Priority	O				–	
>>Scheduling Priority Indicator	O				–	
>>BLER	O				–	
>PDSCH RL ID	O		RL ID		–	
>Transport Format Combination Set	O			For DSCH	–	
DSCH to add		0..1			YES	reject
>DSCH Info		1..<maxnoof DSCHs>			–	
>>DSCH ID	M				–	
>>TrCh Source Statistics Descriptor	M				–	
>>Transport Format Set	M			For DSCH	–	
>>Allocation/Retention Priority	M				–	
>>Scheduling Priority Indicator	M				–	
>>BLER	M				–	
>PDSCH RL ID	M		RL ID			
>Transport Format Combination Set	M			For DSCH	–	
DSCHs to delete		0..1			YES	reject
>DSCH Info		1..<maxnoof DSCHs>			–	
>>DSCH ID	M				–	
RL Information		0..<maxnoof RLS>			EACH	reject
>RL ID	M		9.2.1.49		–	
>SSDT Indication	O		9.2.2.41		–	
>SSDT Cell Identity	C - SSDTIndON		9.2.2.40		–	
>Transmit Diversity Indicator	C – Diversity mode		9.2.2.50		–	
Transmission Gap Pattern Sequence Information	O				YES	reject

Condition	Explanation
SSDTIndON	The IE may be present if the SSDT Indication is set to 'SSDT Active in the UE'.
CodeLen	This IE is present only if "Min UL Channelisation Code length" equals to 4.
SlotFormat	This IE is only present if the DL DPCH Slot Format is equal to any of the values 12 to 16.
Diversity mode	This IE is present if <i>Diversity Mode</i> IE is present in <i>UL DPCH Information</i> group, unless it is equal to "none".

Range bound	Explanation
MaxnoofDCHs	Maximum number of DCHs for a UE.
MaxnoofDSCHs	Maximum number of DSCHs for one UE.
MaxnoofRLs	Maximum number of RLs for a UE.

9.1.11.2 TDD Message

IE/Group Name	Presence	Range	IE Type and Reference	Semantics Description	Criticality	Assigned Criticality
Message Type	M		9.2.1.40		YES	reject
Transaction ID	M		9.2.1.59		–	
Allowed Queuing Time	O		9.2.1.2		YES	reject
UL CCTrCH to add		0..<maxno of CCTrCHs>		For DCH and USCH	EACH	notify
>CCTrCH ID	M		9.2.3.2		–	
>TFCS	M		9.2.1.63	For the UL.	–	
>TFCI Coding	M		9.2.3.11		–	
>Puncture Limit	M		9.2.1.40		–	
UL CCTrCH to modify		0..<maxno of CCTrCHs>			EACH	notify
>CCTrCH ID	M				–	
>TFCS	O			For the UL.	–	
>TFCI Coding	O				–	
>Puncture Limit	O				–	
UL CCTrCH to delete		0..<maxno of CCTrCHs>			EACH	notify
>CCTrCH ID	M				–	
DL CCTrCH to add		0..<maxno of CCTrCHs>		For DCH and DSCH	EACH	notify
>CCTrCH ID	M		9.2.3.2		–	
>TFCS	M		9.2.1.63	For the DL.	–	
>TFCI Coding	M		9.2.3.11		–	
>Puncture Limit	M		9.2.1.46		–	
>TPC CCTrCH List		1 to <maxnoCCTrCH>		List of uplink CCTrCH which provide TPC	–	
>>TPC CCTrCH ID	M		CCTrCH ID 9.2.3.2		–	
DL CCTrCH to modify		0..<maxno of CCTrCHs>			EACH	notify
>CCTrCH ID	M				–	
>TFCS	O			For the DL.	–	
>TFCI Coding	O				–	
>Puncture Limit	O				–	
>TPC CCTrCH List		0 to <maxnoCCTrCH>		List of uplink CCTrCH which provide TPC	–	
>>TPC CCTrCH ID	M		CCTrCH ID 9.2.3.3		–	
DL CCTrCH to delete		0..<maxno of CCTrCHs>			EACH	notify
>CCTrCH ID	M				–	
DCHs to Modify		0..<maxno of DCHs>			GLOBAL	reject
>UL FP Mode	O		9.2.1.67		–	
>ToAWS	O		9.2.1.58		–	
>ToAWE	O		9.2.1.57		–	
>DCH Specific Info		1..<maxno of DCHs>			–	
>>DCH ID	M		9.2.1.16		–	

IE/Group Name	Presence	Range	IE Type and Reference	Semantics Description	Criticality	Assigned Criticality
>>CCTrCH ID	O		9.2.3.2	UL CCTrCH in which the DCH is mapped.	–	
>>CCTrCH ID	O		9.2.3.2	DL CCTrCH in which the DCH is mapped	–	
>>Transport Format Set	O		9.2.1.64	For the UL.	–	
>>Transport Format Set	O		9.2.1.64	For the DL.	–	
>>Allocation/Retention Priority	O		9.2.1.1		–	
>>Frame Handling Priority	O		9.2.1.29		–	
DCHs to Add		0..<maxno ofDCHs>			GLOBAL	reject
>Payload CRC Presence Indicator	M		9.2.1.42		–	
>UL FP Mode	M		9.2.1.67		–	
>ToAWS	M		9.2.1.58		–	
>ToAWE	M		9.2.1.57		–	
>DCH Specific Info		1..<maxno ofDCHs>			–	
>>DCH ID	M		9.2.1.16		–	
>>CCTrCH ID	M		9.2.3.2	UL CCTrCH in which the DCH is mapped.	–	
>>CCTrCH ID	M		9.2.3.2	DL CCTrCH in which the DCH is mapped	–	
>>TrCh Source Statistics Descriptor	M		9.2.1.65		–	
>>Transport Format Set	M		9.2.1.64	For the UL.	–	
>>Transport Format Set	M		9.2.1.64	For the DL.	–	
>>BLER	M		9.2.1.3	For the UL.	–	
>>BLER	M		9.2.1.3	For the DL.	–	
>>Allocation/Retention Priority	M		9.2.1.1		–	
>>Frame Handling Priority	M		9.2.1.29		–	
>>QE-Selector	C-CoordDCH		9.2.1.46A		–	
DCHs to Delete		0..<maxno ofDCHs>			GLOBAL	reject
>DCH ID	M		9.2.1.16		–	
DSCHs to Modify		0..<maxno ofDSCHs>			GLOBAL	reject
>DSCH ID	M				–	
>CCTrCH Id	O			DL CCTrCH in which the DSCH is mapped.	–	
>TrCh Source Statistics Descriptor	O				–	
>Transport Format Set	O				–	
>Allocation/Retention Priority	O				–	
>Scheduling Priority Indicator	O				–	
>BLER	O				–	
DSCHs to Add		0..<maxno			GLOBAL	reject

IE/Group Name	Presence	Range	IE Type and Reference	Semantics Description	Criticality	Assigned Criticality
		<i>ofDSCHs</i> >				
>DSCH ID	M				–	
>CCTrCH Id	M			DL CCTrCH in which the DSCH is mapped.	–	
>TrCh Source Statistics Descriptor	M					
>Transport Format Set	M					
>Allocation/Retention Priority	M					
>Scheduling Priority Indicator	M					
>BLER	M				–	
DSCHs to Delete		<i>0..<maxno ofDSCHs></i>			GLOBAL	reject
>DSCH ID	M				–	
USCHs to Modify		<i>0..<maxno ofUSCHs></i>			GLOBAL	reject
>USCH ID	M				–	
>CCTrCH Id	O			UL CCTrCH in which the USCH is mapped.	–	
>TrCh Source Statistics Descriptor	O				–	
>Transport Format Set	O				–	
>Allocation/Retention Priority	O				–	
>Scheduling Priority Indicator	O				–	
>BLER	O				–	
>RB Info		1 to <maxno of RB>		All Radio Bearers using this USCH	–	
>>RB Identity	M				–	
USCHs to Add		<i>0..<maxno ofUSCHs></i>			GLOBAL	reject
>USCH ID	M				–	
>CCTrCH Id	M			UL CCTrCH in which the USCH is mapped.	–	
>TrCh Source Statistics Descriptor	M				–	
>Transport Format Set	M				–	
>Allocation/Retention Priority	M				–	
>Scheduling Priority Indicator	M				–	
>BLER	M				–	
>RB Info		1 to <maxno of RB>		All Radio Bearers using this USCH	–	
>>RB Identity	M				–	
USCHs to Delete		<i>0..<maxno ofUSCHs></i>			GLOBAL	reject
>USCH ID	M				–	

Condition	Explanation
CoordCH	This IE is present only this DCH is part of a set of coordinated DCHs (number of instances of DCH Specific Info is greater than 1)

Range bound	Explanation
MaxnoofDCHs	Maximum number of DCHs for a UE.
MaxnoofCCTrCHs	Maximum number of CCTrCHs for a UE.
MaxnoofDSCHs	Maximum number of DSCHs for one UE.
MaxnoofUSCHs	Maximum number of USCHs for one UE.
MaxnoofRBs	Maximum number of Radio Bearers for one UE.

9.1.12 RADIO LINK RECONFIGURATION READY

9.1.12.1 FDD Message

IE/Group Name	Presence	Range	IE Type and Reference	Semantics Description	Criticality	Assigned Criticality
Message Type	M		9.2.1.40		YES	reject
Transaction ID	M		9.2.1.59		–	
RL Information Response		0..<maxno ofRLs>			EACH	ignore
>RL ID	M		9.2.1.49		–	
>Maximum Uplink SIR	O		Uplink SIR 9.2.1.69		–	
>Minimum Uplink SIR	O		Uplink SIR 9.2.1.69		–	
>Maximum DL TX Power	O		DL Power 9.2.2.10		–	
>Minimum DL TX Power	O		DL Power 9.2.2.10		–	
>Secondary CCPCH Info		0..1			–	
>>FDD S-CCPCH Offset	M		9.2.2.15	Corresponds to: $\tau_{S-CCPCH,k}$, see ref. [8]	–	
>>DL Scrambling Code	M		9.2.2.8		–	
>>FDD DL Channelisation Code Number	M		9.2.2.14		–	
>>TFCS	M		9.2.1.63	For the DL.	–	
>>Secondary CCPCH Slot Format	M		9.2.2.38		–	
>>TFCI Presence	C - SlotFormat		9.2.1.55		–	
>>Multiplexing Position	M		9.2.2.26		–	
>>STTD Indicator	M		9.2.2.44		–	
>>FACH/PCH Information		1 .. <maxFACHcount+1>			–	
>>>TFS			9.2.1.64	For each FACH, and the PCH when multiplexed on the same Secondary CCPCH	–	
>>Scheduling Information		1			–	
>>>IB_SG_REP	M		9.2.2.21		–	
>>>Segment Information		1.. <maxIBSEG>			–	
>>>>IB_SG_POS	M		9.2.2.20		–	
>Downlink Code Information		0..<maxno ofDLCode s>			GLOBAL	ignore
>>DL Scrambling Code	M		9.2.2.8		–	
>>FDD DL Channelisation Code Number	M		9.2.2.14		–	
>>Transmission Gap Pattern Sequence Information Response	O				–	
>DCH Information		0..<maxno		Only one	GLOBAL	ignore

IE/Group Name	Presence	Range	IE Type and Reference	Semantics Description	Criticality	Assigned Criticality
Response		<i>ofDCHs</i> >		DCH per set of co-ordinated DCHs shall be included. The IE group shall be included only once per DCH per set of combined RLs.		
>>DCH ID	M		9.2.1.16		–	
>>Binding ID	M		9.2.1.3		–	
>>Transport Layer Address	M		9.2.1.62		–	
>DSCH to be Added or Modified		0..1			YES	ignore
>>DSCH Information		1 .. <Maxnoof DSCHs>			–	
>>>DSCH ID	M				–	
>>>Priority Indicator		1..16		Provide Information for each priority class used	–	
>>>>Scheduling Priority Indicator	M			DSCH priority indicator	–	
>>>>MAC-c/sh SDU Length		1..<MaxNb MAC-c/shSDUL ength>			–	
>>>>>MAC-c/sh SDU Length	M				–	
>>>>Binding ID	M				–	
>>>>Transport Layer Address	M				–	
>>PDSCH code mapping	M			PDSCH code mapping to be used	–	
Criticality Diagnostics	O		9.2.1.13		YES	ignore

Condition	Explanation
SlotFormat	This IE is present only if the Secondary CCPCH Slot Format is equal to any of the value 8 to 17

Range bound	Explanation
MaxnoofDCHs	Maximum number of DCHs.
MaxNbMAC-c/shSDULength	Maximum number of different MAC-c/sh SDU lengths
MaxnoofDSCHs	Maximum number of DSCHs for one UE.
MaxnoofRLs	Maximum number of RLs for a UE.
MaxnoofDLCodes	Maximum number of Downlink Channelisation Codes.
MaxFACHCount	Maximum number of FACH's mapped onto secondary CCPCH's
MaxIBSEG	Maximum number of segments for one Information Block

9.1.12.2 TDD Message

IE/Group Name	Presence	Range	IE Type and Reference	Semantics Description	Criticality	Assigned Criticality
Message Type	M		9.2.1.40		YES	reject
Transaction ID	M		9.2.1.59		–	
RL Information Response		0..1			YES	ignore
>RL ID	M		9.2.1.49		–	
>Maximum Uplink SIR	O		Uplink SIR 9.2.1.69		–	
>Minimum Uplink SIR	O		Uplink SIR 9.2.1.69		–	
>Maximum DL TX Power	O		DL Power 9.2.2.10		–	
>Minimum DL TX Power	O		DL Power 9.2.2.10		–	
>UL CCTrCH Information		0..<maxnoof CCTrCHs>		For DCH	GLOBAL	ignore
>>CCTrCH ID	M		9.2.3.2		–	
>>UL DPCH to be added		0..1			YES	ignore
>>>Repetition Period	M		9.2.3.7		–	
>>>Repetition Length	M		9.2.3.6		–	
>>>TDD DPCH Offset	M		9.2.3.8A		–	
>>>UL Timeslot Information		1 to <maxnoOfT S			–	
>>>>Time Slot	M		9.2.1.56		–	
>>>>Midamble Shift and Burst Type	M		9.2.3.4		–	
>>>>TFCI Presence	M		9.2.1.55		–	
>>>>UL Code Information		1 to <maxnoOfD PCH>			–	
>>>>>DPCH ID	M		9.2.3.3		–	
>>>>>TDD Channelisation Code	M		9.2.3.8		–	
>>UL DPCH to be modified		0..1			YES	ignore
>>>Repetition Period	O		9.2.3.7		–	
>>>Repetition Length	O		9.2.3.6		–	
>>>TDD DPCH Offset	O		9.2.3.8A		–	
>>>UL Timeslot Information		0 to <maxnoOfT S			–	
>>>>Time Slot	M		9.2.1.56		–	
>>>>Midamble Shift and Burst Type	O		9.2.3.4		–	
>>>>TFCI Presence	O		9.2.1.55		–	
>>>>UL Code Information		0 to <maxnoOfD PCH>			–	
>>>>>DPCH ID	M		9.2.3.3		–	
>>>>>TDD Channelisation Code	M		9.2.3.8		–	

IE/Group Name	Presence	Range	IE Type and Reference	Semantics Description	Criticality	Assigned Criticality
>>UL DPCH to be deleted		<i>0..<maxnoof DPCHs></i>			GLOBAL	ignore
>>>DPCH ID	M				–	
>DL CCTrCH Information		<i>0..<maxnoof CCTrCHs></i>		For DCH	GLOBAL	ignore
>>CCTrCH ID	M		9.2.3.2		–	
>>DL DPCH to be added		<i>0..1</i>			YES	ignore
>>>Repetition Period	M		9.2.3.7		–	
>>>Repetition Length	M		9.2.3.6		–	
>>>TDD DPCH Offset	M		9.2.3.8A		–	
>>>DL Timeslot Information		<i>0 to <maxnoOfT S></i>			–	
>>>>Time Slot	M		9.2.1.56		–	
>>>>Midamble Shift and Burst Type	M		9.2.3.4		–	
>>>>TFCI Presence	M		9.2.1.55		–	
>>>>DL Code Information		<i>0 to <maxnoOfD PCH></i>			–	
>>>>>DPCH ID	M		9.2.3.3		–	
>>>>>TDD Channelisation Code	M		9.2.3.8		–	
>>DL DPCH to be modified		<i>0..1</i>			YES	ignore
>>>Repetition Period	O		9.2.3.7		–	
>>>Repetition Length	O		9.2.3.6		–	
>>>TDD DPCH Offset	O		9.2.3.8A		–	
>>>DL Timeslot Information		<i>0 to <maxnoOfT S></i>			–	
>>>>Time Slot	M		9.2.1.56		–	
>>>>Midamble Shift and Burst Type	O		9.2.3.4		–	
>>>>TFCI Presence	O		9.2.1.55		–	
>>>>DL Code Information		<i>0 to <maxnoOfD PCH></i>			–	
>>>>>DPCH ID	M		9.2.3.3		–	
>>>>>TDD Channelisation Code	M		9.2.3.8		–	
>>DL DPCH to be deleted		<i>0..<maxnoof DPCHs></i>			GLOBAL	ignore
>>>DPCH ID	M				–	
>DCH Information Response		<i>0..<maxnoof DCHs></i>		Only one DCH per set of co-ordinated DCHs shall be included. The IE group shall be included only once per DCH per set of combined RLs.	GLOBAL	ignore
>>DCH ID	M		9.2.1.16		–	
>>Binding ID	M		9.2.1.3		–	

IE/Group Name	Presence	Range	IE Type and Reference	Semantics Description	Criticality	Assigned Criticality
>>Transport Layer Address	M		9.2.1.62		–	
>DSCH to be Added or Modified		0 .. <Maxnoof DSCHs>			GLOBAL	ignore
>>DSCH ID	M				–	
>>Transport Format Management	M				–	
>>>Priority Indicator		1..16		Provide Information for each priority class used	–	
>>>>Scheduling Priority Indicator	M			DSCH priority indicator	–	
>>>>MAC-c/sh SDU Length		1..<MaxNbM AC-c/shSDULen gth>			–	
>>>>MAC-c/sh SDU Length	M				–	
>>Binding ID	M				–	
>>Transport Layer Address	M				–	
>USCH to be Added or Modified		0 .. <Maxnoof USCHs>			GLOBAL	ignore
>>USCH ID	M				–	
>>Transport Format Management	M				–	
>>Binding ID	M				–	
>>Transport Layer Address	M				–	
Criticality Diagnostics	O		9.2.1.13		YES	ignore

Range bound	Explanation
MaxnoofDCHs	Maximum number of DCHs for a UE.
MaxnoofDSCHs	Maximum number of DSCHs for one UE.
MaxnoofUSCHs	Maximum number of USCHs for one UE.
MaxNbMAC-c/shSDULength	Maximum number of different MAC-c/sh SDU lengths
MaxnoofCCTrCHs	Maximum number of CCTrCHs for a UE.
Maxnoof DPCHs	Maximum number of DPCHs in one CCTrCH.
MaxnoofTS	Maximum number of Timeslots for a UE

9.1.13 RADIO LINK RECONFIGURATION COMMIT

IE/Group Name	Presence	Range	IE Type and Reference	Semantics Description	Criticality	Assigned Criticality
Message Type	M		9.2.1.40		YES	ignore
Transaction ID	M		9.2.1.59		–	
CFN	M		9.2.1.9		YES	ignore
Active Pattern Sequence Information	O				YES	ignore

9.1.14 RADIO LINK RECONFIGURATION FAILURE

IE/Group Name	Presence	Range	IE Type and Reference	Semantics Description	Criticality	Assigned Criticality
Message Type	M		9.2.1.40		YES	reject
Transaction ID	M		9.2.1.59		–	
CHOICE <i>cause level</i>						
> <i>General</i>					YES	ignore
>>Cause	M		9.2.1.5		YES	ignore
> <i>RL specific</i>					YES	ignore
>>> RLs Causing Reconfiguration Failure		<i>0..<maxnoof RLs></i>			EACH	ignore
>>>RL ID	M		9.2.1.49		–	
>>>Cause	M		9.2.1.5		–	
Criticality Diagnostics	O		9.2.1.13		YES	ignore

Range bound	Explanation
MaxnoofRLs	Maximum number of RLs for a UE.

9.1.15 RADIO LINK RECONFIGURATION CANCEL

IE/Group Name	Presence	Range	IE Type and Reference	Semantics Description	Criticality	Assigned Criticality
Message Type	M		9.2.1.40		YES	ignore
Transaction ID	M		9.2.1.59		–	

9.1.16 RADIO LINK RECONFIGURATION REQUEST

9.1.16.1 FDD Message

IE/Group Name	Presence	Range	IE Type and Reference	Semantics Description	Criticality	Assigned Criticality
Message Type	M		9.2.1.40		YES	reject
Transaction ID	M		9.2.1.59		-	
Allowed Queuing Time	O		9.2.1.2		YES	reject
UL DPCH Information		0..1			YES	reject
>TFCS	O		9.2.1.63	TFCS for the UL.	-	
DL DPCH Information		0..1			YES	reject
>TFCS	O		9.2.1.63	TFCS for the DL.	-	
>TFCI Signalling Mode	O		9.2.2.46		-	
>Limited Power Increase	O		9.2.1.33		-	
DCHs to Modify		0..<maxno ofDCHs>			GLOBAL	reject
>UL FP Mode	M		9.2.1.67		-	
>ToAWS	M		9.2.1.58		-	
>ToAWE	M		9.2.1.57		-	
>DCH Specific Info		1..<maxno ofDCHs>			-	
>>DCH ID	M		9.2.1.16		-	
>>Transport Format Set	O		9.2.1.64	For the UL.	-	
>>Transport Format Set	O		9.2.1.64	For the DL.	-	
>>Allocation/Retention Priority	O		9.2.1.1		-	
>>Frame Handling Priority	O		9.2.1.29		-	
>>DRAC Control	O		9.2.2.13		-	
DCHs to add		0..<maxno ofDCHs>			GLOBAL	reject
>Payload CRC Presence Indicator	M		9.2.1.42		-	
>UL FP Mode	M		9.2.1.67		-	
>ToAWS	M		9.2.1.58		-	
>ToAWE	M		9.2.1.57		-	
>DCH Specific Info		1..<maxno ofDCHs>			-	
>>DCH ID	M		9.2.1.16		-	
>>TrCh Source Statistics Descriptor	M		9.2.1.65		-	
>>Transport Format Set	M		9.2.1.64	For the UL.	-	
>>Transport Format Set	M		9.2.1.64	For the DL.	-	
>>BLER	M		9.2.1.3	For the UL.	-	
>>BLER	M		9.2.1.3	For the DL.	-	
>>Allocation/Retention Priority	M		9.2.1.1		-	
>>Frame Handling Priority	M		9.2.1.29		-	
>>QE-Selector	M		9.2.1.46A		-	
>>DRAC Control	M		9.2.2.13		-	
DCHs to Delete		0..<maxno ofDCHs>			GLOBAL	reject
>DCH ID	M		9.2.1.16		-	
Transmission Gap Pattern Sequence Information	O				YES	reject

Range Bound	Explanation
MaxnoofDCHs	Maximum number of DCHs for a UE.

9.1.16.2 TDD Message

IE/Group Name	Presence	Range	IE Type and Reference	Semantics Description	Criticality	Assigned Criticality
Message Type	M		9.2.1.40		YES	reject
Transaction ID	M		9.2.1.59		–	
Allowed Queuing Time	O		9.2.1.2		YES	reject
UL CCTrCH Information to modify		0..<maxnoof CCTrCHs>			EACH	notify
>CCTrCH ID	M		9.2.3.2		–	
>TFCS	M		9.2.1.63		–	
UL CCTrCH Information to delete		0..<maxnoof CCTrCHs>			EACH	notify
>CCTrCH ID	M				–	
DL CCTrCH Information to modify		0..<maxnoof CCTrCHs>			EACH	notify
>CCTrCH ID	M		9.2.3.2		–	
>TFCS	M		9.2.1.63		–	
DL CCTrCH Information to delete		0..<maxnoof CCTrCHs>			EACH	notify
>CCTrCH ID	M				–	
DCHs to Modify		0..<maxnoof DCHs>			GLOBAL	reject
>UL FP Mode	M		9.2.1.67		–	
>ToAWS	M		9.2.1.58		–	
>ToAWE	M		9.2.1.57		–	
>DCH Specific Info		1..<maxnoof DCHs>			–	
>>DCH ID	M		9.2.1.16		–	
>>CCTrCH ID	O		9.2.3.2	UL CCTrCH in which the DCH is mapped.	–	
>>CCTrCH ID	O		9.2.3.2	DL CCTrCH in which the DCH is mapped	–	
>>Transport Format Set	O		9.2.1.64	For the UL.	–	
>>Transport Format Set	O		9.2.1.64	For the DL.	–	
>>Allocation/Retention Priority	O		9.2.1.1		–	
>>Frame Handling Priority	O		9.2.1.29		–	
DCHs to Add		0..<maxnoof DCHs>			GLOBAL	reject
>Payload CRC Presence Indicator	M		9.2.1.42		–	
>UL FP Mode	M		9.2.1.67		–	
>ToAWS	M		9.2.1.58		–	
>ToAWE	M		9.2.1.57		–	
>DCH Specific Info		1..<maxnoof DCHs>			–	
>>DCH ID	M		9.2.1.16		–	
>>TrCh Source Statistics Descriptor	M		9.2.1.65		–	
>>CCTrCH ID	M		9.2.3.2	UL CCTrCH in which the DCH is mapped.	–	
>>CCTrCH ID	M		9.2.3.2	DL CCTrCH in which the DCH is mapped	–	
>>Transport Format Set	M		9.2.1.64	For the UL.	–	

IE/Group Name	Presence	Range	IE Type and Reference	Semantics Description	Criticality	Assigned Criticality
>>Transport Format Set	M		9.2.1.64	For the DL.	–	
>>BLER	M		9.2.1.3	For the UL.	–	
>>BLER	M		9.2.1.3	For the DL.	–	
>>Allocation/Retention Priority	M		9.2.1.1		–	
>>Frame Handling Priority	M		9.2.1.29		–	
>>QE-Selector	C-CoordDCH		9.2.1.46A		–	
DCHs to Delete		<i>0..<maxnoof DCHs></i>			GLOBAL	reject
>DCH ID	M		9.2.1.16		–	

Condition	Explanation
CoordDCH	This IE is present only this DCH is part of a set of coordinated DCHs (number of instances of DCH Specific Info is greater than 1)

Range Bound	Explanation
MaxnoofDCHs	Maximum number of DCHs for a UE.
MaxnoofCCTrCHs	Maximum number of CCTrCHs for a UE.

9.1.17 RADIO LINK RECONFIGURATION RESPONSE

IE/Group Name	Presence	Range	IE Type and Reference	Semantics Description	Criticality	Assigned Criticality
Message Type	M		9.2.1.40		YES	reject
Transaction ID	M		9.2.1.59		–	
RL Information Response		0..<maxno ofRLs>			EACH	ignore
>RL ID	M		9.2.1.49		–	
>Maximum Uplink SIR	O		Uplink SIR 9.2.1.69		–	
>Minimum Uplink SIR	O		Uplink SIR 9.2.1.69		–	
>Maximum DL TX Power	O		DL Power 9.2.2.10		–	
>Minimum DL TX Power	O		DL Power 9.2.2.10		–	
> Secondary CCPCH Info		0..1			–	
>>FDD S-CCPCH Offset	M		9.2.2.15	Corresponds to: $\tau_{S-CCPCH,k}$, see ref. [8]	–	
>>DL Scrambling Code	M		9.2.2.8		–	
>>FDD DL Channelisation Code Number	M		9.2.2.14		–	
>>TFCS	M		9.2.1.63	For the DL.	–	
>>Secondary CCPCH Slot Format	M		9.2.2.38		–	
>>TFCI Presence	C - SlotFormat		9.2.1.55		–	
>>Multiplexing Position	M		9.2.2.26		–	
>>STTD Indicator	M		9.2.2.44		–	
>> FACH/PCH Information		1 .. <maxFACHcount+1>			–	
>>>TFS			9.2.1.64	For each FACH, and the PCH when multiplexed on the same Secondary CCPCH	–	
>> Scheduling Information		1			–	
>>>IB_SG_REP	M		9.2.2.21		–	
>>> Segment Information		1.. <maxIBSEG>			–	
>>>>IB_SG_POS	M		9.2.2.20		–	
> DCH Information Response		0..<maxno ofDCHs>		Only one DCH per set of co-ordinated DCHs shall be included. The IE group shall be included only once per DCH per set of combined RLs.	GLOBAL	ignore

IE/Group Name	Presence	Range	IE Type and Reference	Semantics Description	Criticality	Assigned Criticality
>>DCH ID	M		9.2.1.16		–	
>>Binding ID	M		9.2.1.3		–	
>>Transport Layer Address	M		9.2.1.62		–	
>DL Code Information		0.. <maxnoof DLCodes			GLOBAL	ignore
>>DL Scrambling Code	M				–	
>>FDD DL Channelisation Code Number	M				–	
>>Transmission Gap Pattern Sequence Information Response	M				–	
Criticality Diagnostics	O		9.2.1.13		YES	ignore

Condition	Explanation
SlotFormat	This IE is present only if the Secondary CCPCH Slot Format is equal to any of the value 8 to 17

Range Bound	Explanation
MaxnoofDCHs	Maximum number of DCHs for a UE.
MaxnoofRLs	Maximum number of RLs for a UE.
MaxnoofDLCodes	Maximum number of Downlink Channelisation Codes.
MaxSysinfoFACHCount	Maximum number of references to system information blocks on the FACH
MaxIBSEG	Maximum number of segments for one Information Block

9.1.18 RADIO LINK FAILURE INDICATION

IE/Group Name	Presence	Range	IE type and reference	Semantics description	Criticality	Assigned Criticality
Message Type	M		9.2.1.40		YES	ignore
Transaction ID	M		9.2.1.59		–	
CHOICE <i>Reporting Object</i>	M			Object for which the Failure shall be reported.	YES	ignore
>"RL"					YES	ignore
>>RL Information	M	1.. <MaxnoofRL Sets>			EACH	ignore
>>>RL ID	M		9.2.1.49		–	
>>>Cause	M		9.2.1.5		–	
>"RL Set"					YES	ignore
>>RL Set Information		1.. <MaxnoofRL Sets>			EACH	ignore
>>>RL Set ID	M		9.2.2.35		–	
>>>Cause	M		9.2.1.5		–	

Range bound	Explanation
MaxnoofRLs	Maximum number of RLs for one UE.
MaxnoofRLSets	Maximum number of RL Sets for one UE.

9.1.19 RADIO LINK RESTORE INDICATION

IE/Group Name	Presence	Range	IE type and reference	Semantics description	Criticality	Assigned Criticality
Message Type	M		9.2.1.40		YES	ignore
Transaction ID	M		9.2.1.59		–	
CHOICE <i>Reporting Object</i>	M			Object for which the Restoration shall be reported.	YES	ignore
>"RL"					YES	ignore
>>RL Information		1 .. <Maxno ofRLs>			EACH	ignore
>>>RL ID	M		9.2.1.49		–	
>"RL Set"					YES	ignore
>>RL Set Information		1 .. <Maxno ofRLSet s>			EACH	ignore
>>>RL Set ID	M		9.2.2.35		–	

Range bound	Explanation
MaxnoofRLs	Maximum number of RLs for one UE.
MaxnoofRLSets	Maximum number of RL Sets for one UE.

9.1.20 DL POWER CONTROL REQUEST [FDD]

IE/Group Name	Presence	Range	IE type and reference	Semantics description	Criticality	Assigned Criticality
Message Type	M		9.2.1.40		YES	ignore
Transaction ID	M		9.2.1.59		–	
Power Adjustment Type	M		9.2.2.28		YES	ignore
DL Reference Power	C- Common		DL Power 9.2.2.10		YES	ignore
DL Reference Power Information	C- Individual	1..<maxno ofRLs>			GLOBAL	ignore
>RL ID	M		9.2.1.49		–	
>DL Reference Power	M		DL Power 9.2.2.10		–	
Max Adjustment Step	C- CommonO rIndividual		9.2.2.23		YES	ignore
Adjustment Period	C- CommonO rIndividual		9.2.2.22		YES	ignore
Adjustment Ratio	C- CommonO rIndividual				YES	ignore

Condition	Explanation
Common	This IE is present only "Adjustment Type " equals to 'Common'
Individual	This IE is present only "Adjustment Type " equals to 'Individual'
CommonOrIndividual	This IE is present only "Adjustment Type " equals to 'Common' or 'Individual'

Range Bound	Explanation
MaxnoofRLs	Maximum number of RLs for one UE.

9.1.21 PHYSICAL CHANNEL RECONFIGURATION REQUEST

9.1.21.1 FDD Message

IE/Group Name	Presence	Range	IE type and reference	Semantics description	Criticality	Assigned Criticality
Message Type	M		9.2.1.40		YES	reject
Transaction ID	M		9.2.1.59		–	
RL Information		1			YES	reject
>RL ID	M		9.2.1.49		–	
>DL Code Information		1 .. <maxnoof DLCodes>			GLOBAL	notify
>>DL Scrambling Code	M		9.2.2.11		–	
>>FDD DL Channelisation Code Number	M		9.2.2.14		–	

Range bound	Explanation
MaxnoofDLcodes	Maximum number of DL codes for one UE

9.1.21.2 TDD Message

IE/Group Name	Presence	Range	IE type and reference	Semantics description	Criticality	Assigned Criticality
Message Type	M		9.2.1.40		YES	reject
Transaction ID	M		9.2.1.59		–	
RL Information		1			YES	reject
>RL ID	M		9.2.1.49		–	
>UL CCTrCH Information		1.. <maxnoof CCTrCHs>			GLOBAL	reject
>>CCTrCH ID	M		9.2.3.2		–	
>>UL DPCH Information		1			YES	notify
>>>Repetition Period	O		9.2.3.7		–	
>>>Repetition Length	O		9.2.3.6		–	
>>>TDD DPCH Offset	O		9.2.3.8A		–	
>>>UL Timeslot Information		0 to <maxnoOf TS			–	
>>>>Time Slot	M		9.2.1.56		–	
>>>>Midamble Shift and Burst Type	O		9.2.3.4		–	
>>>>TFCI Presence	O		9.2.1.55		–	
>>>>UL Code Information		0 to <maxnoOf DPCH>			–	
>>>>>DPCH ID	M		9.2.3.3		–	
>>>>>TDD Channelisation Code	M		9.2.3.8		–	
>DL CCTrCH Information		1.. <maxno ofCCTrCH s>			GLOBAL	reject
>>CCTrCH ID	M		9.2.3.2		–	
>>DL DPCH Information		1			YES	notify
>>>Repetition Period	O		9.2.3.7		–	
>>>Repetition Length	O		9.2.3.6		–	
>>>TDD DPCH Offset	O		9.2.3.8A		–	
>>>DL Timeslot Information		0 to <maxnoOf TS			–	
>>>>Time Slot	M		9.2.1.56		–	
>>>>Midamble Shift and Burst Type	O		9.2.3.4		–	
>>>>TFCI Presence	O		9.2.1.55		–	
>>>>DL Code Information		0 to <maxnoOf DPCH>			–	
>>>>>DPCH ID	M		9.2.3.3		–	
>>>>>TDD Channelisation Code	M		9.2.3.8		–	

Range bound	Explanation
MaxnoofDPCHs	Maximum number of DPCHs for one CCTrCH.
MaxnoofCCTrCHs	Maximum number of CCTrCHs for a UE.
MaxnoofTS	Maximum number of Timeslots for a UE

9.1.22 PHYSICAL CHANNEL RECONFIGURATION COMMAND

IE/Group Name	Presence	Range	IE type and reference	Semantics description	Criticality	Assigned Criticality
Message Type	M		9.2.1.40		YES	reject
Transaction ID	M		9.2.1.59		–	
CFN	M		9.2.1.9		YES	ignore
Criticality Diagnostics	O		9.2.1.13		YES	ignore

9.1.23 PHYSICAL CHANNEL RECONFIGURATION FAILURE

IE/Group Name	Presence	Range	IE type and reference	Semantics description	Criticality	Assigned Criticality
Message Type	M		9.2.1.40		YES	reject
Transaction ID	M		9.2.1.59		–	
Cause	M		9.2.1.5		YES	ignore
Criticality Diagnostics	O		9.2.1.13		YES	ignore

9.1.24 UPLINK SIGNALLING TRANSFER INDICATION

9.1.24.1 FDD Message

IE/Group Name	Presence	Range	IE type and reference	Semantics description	Criticality	Assigned Criticality
Message Type	M		9.2.1.40		YES	ignore
Transaction ID	M		9.2.1.59		–	
UC-Id	M		9.2.1.71		YES	ignore
SAI	M		9.2.1.52		YES	ignore
Cell GAI	O				YES	ignore
C-RNTI	M		9.2.1.14		YES	ignore
S-RNTI	M		9.2.1.54		YES	ignore
D-RNTI	O		9.2.1.24		YES	ignore
STTD Support Indicator	M		9.2.2.45		YES	ignore
Closed Loop Mode1 Support Indicator	M		9.2.2.2		YES	ignore
Closed Loop Mode2 Support Indicator	M		9.2.2.3		YES	ignore
L3 Information	M		9.2.1.32		YES	ignore
CN PS Domain Identifier	O		9.2.1.12		YES	ignore
CN CS Domain Identifier	O		9.2.1.11		YES	ignore
URA ID	M		9.2.1.70		YES	ignore
Multiple URAs Indicator	M		9.2.1.41		YES	ignore
RNCs with Cells in the Accessed URA		0 .. <MaxRNCinURA-1>			GLOBAL	ignore
>RNC-Id	M		9.2.1.50		–	

Range bound	Explanation
MaxRNCinURA	Maximum number of RNC in one URA

9.1.24.2 TDD Message

IE/Group Name	Presence	Range	IE type and reference	Semantics description	Criticality	Assigned Criticality
Message Type	M		9.2.1.40		YES	ignore
Transaction ID	M		9.2.1.59		–	
UC-Id	M		9.2.1.71		YES	ignore
SAI	M		9.2.1.52		YES	ignore
Cell GAI	O				YES	Ignore
C-RNTI	M		9.2.1.14		YES	ignore
S-RNTI	M		9.2.1.54		YES	ignore
D-RNTI	O		9.2.1.24		YES	ignore
L3 Information	M		9.2.1.32		YES	ignore
CN PS Domain Identifier	O		9.2.1.12		YES	ignore
CN CS Domain Identifier	O		9.2.1.11		YES	ignore
URA ID	M		9.2.1.70		YES	ignore
Multiple URAs Indicator	M		9.2.1.41		YES	ignore
RNCs with Cells in the Accessed URA		0 .. <MaxRNCinURA-1>			GLOBAL	ignore
>RNC-Id	M		9.2.1.50		–	

Range bound	Explanation
MaxRNCinURA	Maximum number of RNC in one URA

9.1.25 DOWNLINK SIGNALLING TRANSFER REQUEST

IE/Group Name	Presence	Range	IE type and reference	Semantics description	Criticality	Assigned Criticality
Message Type	M		9.2.1.40		YES	ignore
Transaction ID	M		9.2.1.59		–	
C-Id	M		9.2.1.6		YES	ignore
D-RNTI	M		9.2.1.24		YES	ignore
L3 Information	M		9.2.1.32		YES	ignore
D-RNTI Release Indication	M		9.2.1.25		YES	ignore

9.1.26 RELOCATION COMMIT

IE/Group Name	Presence	Range	IE type and reference	Semantics description	Criticality	Assigned Criticality
Message Type	M		9.2.1.40		YES	ignore
Transaction ID	M		9.2.1.59		–	
D-RNTI	O		9.2.1.24		YES	ignore
RANAP Relocation Information	O		9.2.1.47		YES	ignore

9.1.27 PAGING REQUEST

IE/Group Name	Presence	Range	IE type and reference	Semantics description	Criticality	Assigned Criticality
Message Type	M		9.2.1.40		YES	ignore
Transaction ID	M		9.2.1.59		–	
CHOICE <i>paging area</i>					YES	ignore
>"URA"					YES	ignore
>>URA-ID	M		9.2.1.70		–	
>"Cell"					YES	ignore
>>C-Id	M		9.2.1.6		–	
SRNC-Id	M		RNC-Id 9.2.1.50		YES	ignore
S-RNTI	M		9.2.1.53		YES	ignore
IMSI	M		9.2.1.31		–	
DRX Cycle Length Coefficient	M		9.2.1.26		YES	ignore

9.1.28 DEDICATED MEASUREMENT INITIATION REQUEST

IE/Group Name	Presence	Range	IE Type and Reference	Semantics Description	Criticality	Assigned Criticality
Message Type	M		9.2.1.40		YES	reject
Transaction ID	M		9.2.1.59		–	
Measurement Id	M		9.2.1.37		YES	reject
Dedicated Measurement Object Type	M		9.2.1.17		YES	reject
CHOICE <i>Dedicated Measurement Object Type</i>					YES	ignore
>"RL"					YES	reject
>>RL Information		1..<maxn oofRLs>			EACH	reject
>>>RL-ID	M		9.2.1.49		–	
>>>DPCH ID	O		9.2.3.3	TDD only	–	
>"RLS"				FDD only	YES	reject
>>RL Set Information		1..<maxn oofRLSet s>			EACH	reject
>>>RL-Set-ID	M		9.2.2.35		–	
Dedicated Measurement Type	M		9.2.1.18		YES	reject
Measurement Filter Coefficient	O		9.2.1.36		YES	reject
Report Characteristics	M		9.2.1.48		YES	reject

Range bound	Explanation
MaxnoofRLs	Maximum number of individual RLs a measurement can be started on.
MaxnoofRLSets	Maximum number of individual RL Sets a measurement can be started on.

9.1.29 DEDICATED MEASUREMENT INITIATION RESPONSE

IE/Group Name	Presence	Range	IE Type and Reference	Semantics Description	Criticality	Assigned Criticality
Message Type	M		9.2.1.40		YES	reject
Transaction ID	M		9.2.1.59	Are both transaction id and Measurement id needed ?	–	
Measurement Id	M		9.2.1.37		YES	ignore
CHOICE <i>Dedicated Measurement Object Type</i>	O			Dedicated Measurement Object Type the measurement was initiated with	YES	ignore
>"RL" or "ALL RL"					YES	ignore
>>RL Information		1..<maxno ofRLs>			EACH	ignore
>>>RL ID	M		9.2.1.49		–	
>>>DPCH ID	O		9.2.3.3	TDD only	–	
>>>Dedicated Measurement Value	M		9.2.1.19		–	
>"RLS" or "ALL RLS"				FDD only	YES	ignore
>>RL Set Information		1..<maxno ofRLSets>			EACH	ignore
>>>RL Set ID	M		9.2.2.35		–	
>>>Dedicated Measurement Value	M		9.2.1.19		–	
CFN	O		9.2.1.9	Dedicated Measurement Time Reference	YES	ignore
Criticality Diagnostics	O		9.2.1.13		YES	ignore

Range bound	Explanation
MaxnoofRLs	Maximum number of individual RLs the measurement can be started on.
MaxnoofRLSets	Maximum number of individual RL Sets the measurement can be started on.

9.1.30 DEDICATED MEASUREMENT INITIATION FAILURE

IE/Group Name	Presence	Range	IE Type and Reference	Semantics Description	Criticality	Assigned Criticality
Message Type	M		9.2.1.40		YES	reject
Transaction ID	M		9.2.1.59		–	
Measurement Id	M		9.2.1.37		YES	ignore
Cause	M		9.2.1.5		YES	ignore
Criticality Diagnostics	O		9.2.1.13		YES	ignore

9.1.31 DEDICATED MEASUREMENT REPORT

IE/Group Name	Presence	Range	IE Type and Reference	Semantics Description	Criticality	Assigned Criticality
Message Type	M		9.2.1.40		YES	ignore
Transaction ID	M		9.2.1.59		–	
Measurement Id	M		9.2.1.37		YES	ignore
CHOICE <i>Dedicated Measurement Object Type</i>				Dedicated Measurement Object Type the measurement was initiated with	YES	ignore
>"RL" or "ALL RL"					YES	ignore
>>RL Information		1..<maxnoofRLs>			EACH	ignore
>>>RL-ID	M		9.2.1.49		–	
>>>DPCH ID	O		9.2.3.3	TDD only	–	
>>>CHOICE <i>Measurement Availability Indicator</i>						
>>>>"Measurement Available"					YES	ignore
>>>>>Dedicated Measurement Value	M		9.2.1.19		–	
>>>>>"Measurement not Available"		NULL			YES	ignore
>"RLS" or "ALL RLS"				FDD only	YES	ignore
>>RL Set Information		1..<maxnoofRLSets>			EACH	ignore
>>>RL Set ID	M		9.2.2.35		–	
>>>CHOICE <i>Measurement Availability Indicator</i>						
>>>>"Measurement Available"					YES	ignore
>>>>>Dedicated Measurement Value	M		9.2.1.19		–	
>>>>>"Measurement not Available"		NULL				
CFN	O		9.2.1.9	Dedicated Measurement Time Reference	YES	ignore

Range bound	Explanation
MaxnoofRLs	Maximum number of individual RLs the measurement can be started on.
MaxnoofRLSets	Maximum number of individual RL Sets the measurement can be started on.

9.1.32 DEDICATED MEASUREMENT TERMINATION REQUEST

IE/Group Name	Presence	Range	IE Type and Reference	Semantics Description	Criticality	Assigned Criticality
Message Type	M		9.2.1.40		YES	ignore
Transaction ID	M		9.2.1.59		–	
Measurement Id	M		9.2.1.37		YES	ignore

9.1.33 DEDICATED MEASUREMENT FAILURE INDICATION

IE/Group Name	Presence	Range	IE Type and Reference	Semantics Description	Criticality	Assigned Criticality
Message Type	M		9.2.1.40		YES	ignore
Transaction ID	M		9.2.1.59		–	
Measurement Id	M		9.2.1.37		YES	ignore
Cause	M		9.2.1.5		YES	ignore

9.1.34 COMMON TRANSPORT CHANNEL RESOURCES RELEASE REQUEST

IE/Group Name	Presence	Range	IE type and reference	Semantics description	Criticality	Assigned Criticality
Message Type	M		9.2.1.40		YES	ignore
Transaction ID	M		9.2.1.59		–	
D-RNTI	M		9.2.1.24		YES	ignore
C-RNTI	O		9.2.1.14	Release of an individual C-RNTI.	YES	ignore

9.1.35 COMMON TRANSPORT CHANNEL RESOURCES REQUEST

IE/Group Name	Presence	Range	IE type and reference	Semantics description	Criticality	Assigned Criticality
Message Type	M		9.2.1.40		YES	reject
Transaction ID	M		9.2.1.59		–	
D-RNTI	M		9.2.1.25		YES	reject
C-ID	O				YES	reject
Transport Bearer Request Indicator	M		9.2.1.61	Request a new transport bearer or to use an existing bearer for the user plane.	YES	reject
Transport Bearer ID	M		9.2.1.60	Indicates the lur transport bearer to be used for the user plane.	YES	reject

9.1.36 COMMON TRANSPORT CHANNEL RESOURCES RESPONSE

9.1.36.1 FDD Message

IE/Group Name	Presence	Range	IE type and reference	Semantics description	Criticality	Assigned Criticality
Message Type	M		9.2.1.40		YES	reject
Transaction ID	M		9.2.1.59		–	
S-RNTI	M		9.2.1.53		YES	ignore
C-RNTI	O				YES	ignore
FACH Info for UE Selected S-CCPCH		0..1			YES	ignore
>Priority Indicator & Initial Window Size		1..16		Provide Information for each priority class used	GLOBAL	ignore
>>FACH Priority Indicator	M		Scheduling Priority Indicator 9.2.1.28		–	
>>MAC-c/sh SDU Length		1..<MaxnofMACcshSDUlengthsp erPriority>			GLOBAL	ignore
>>>MAC-c/sh SDU Length	M		9.2.1.34		–	
>>FACH Initial Window Size	M		9.2.1.27		–	
FACH Info for DRNC Selected S-CCPCH		0..1			YES	ignore
>FDD S-CCPCH Offset	M		9.2.2.15	Corresponds to: $\tau_{S-CCPCH,k}$, see ref. [7]	–	
>DL Scrambling Code	M		9.2.2.8		–	
>FDD DL Channelisation Code Number	M		9.2.2.14		–	
>TFCS	M		9.2.1.63	For the DL.	–	
>Secondary CCPCH Slot Format	M		9.2.2.38		–	
>Multiplexing Position	M		9.2.2.26		–	
>STTD Indicator	M		9.2.2.44		–	
>Priority Indicator & Initial Window Size		1..16		Provide Information for each priority class used	GLOBAL	ignore
>>FACH Priority Indicator	M		Scheduling Priority Indicator 9.2.1.28		–	
>>MAC-c/sh SDU Length		1..<MaxnofMACcshSDUlengthsp erPriority>			GLOBAL	ignore
>>>MAC-c/sh SDU Length	M		9.2.1.34		–	
>>FACH Initial Window Size	M		9.2.1.27		–	
RACH Info for DRNC Selected PRACH		0..1			YES	ignore
>Preamble Signatures	M				–	
>RACH Minimum Spreading Factor	M				–	
>Scrambling Code	M				–	

Number						
>Puncture Limit	M				-	
>RACH Sub channel Numbers	M				-	
URA ID	O				YES	ignore
Multiple URAs Indicator	O				YES	ignore
RNCs with Cells in the Accessed URA		<i>0.. <MaxRNCi nURA-1></i>			GLOBAL	ignore
>RNC-Id	M				-	
Transport Layer Address	O		9.2.1.62		YES	ignore
Binding Identity	O		9.2.1.3		YES	ignore
Criticality Diagnostics	O		9.2.1.13		YES	ignore

Range Bound	Explanation
MaxnoofMACcshSDUlengthsperPriority	Maximum number of different MAC-c/sh SDU Lengths.
MaxRNCinURA	Maximum number of RNC in one URA.

9.1.36.2 TDD Message

IE/Group Name	Presence	Range	IE type and reference	Semantics description	Criticality	Assigned Criticality
Message Type	M		9.2.1.40		YES	reject
Transaction ID	M		9.2.1.59		–	
S-RNTI	M		9.2.1.53		YES	ignore
C-RNTI	O				YES	ignore
FACH Info for UE Selected S-CCPCHs		1			YES	ignore
>Priority Indicator & Initial Window Size		1 .. 16		Provide Information for each priority class used	GLOBAL	ignore
>>FACH Priority Indicator	M		Scheduling Priority Indicator 9.2.1.28		–	
>>MAC-c/sh SDU Length		1..<MaxnoofM ACcshSDU lengthsper Priority>			GLOBAL	ignore
>>>MAC-c/sh SDU Length	M		9.2.1.34		–	
>>FACH Initial Window Size	M		9.2.1.27		–	
FACH Info for DRNC Selected group of S-CCPCHs		0 .. 1			YES	ignore
>TFCS	M		9.2.1.63	For DL CCTrCH supporting several Secondary CCPCHs	–	
>Secondary CCPCH	M	1..<MaxnoofS CCPCHs>			GLOBAL	ignore
>>TDD Channelisation Code	M		9.2.2.8		–	
>>Time Slot	M		9.2.1.56		–	
>>Midamble shift and Burst Type	M		9.2.3.4		–	
>>TDD Physical Channel Offset	M		9.2.3.9		–	
>>Repetition Period	M		9.2.3.7		–	
>>Repetition Length	M		9.2.3.6		–	
>>Priority Indicator & Initial Window Size		1..16		Provide Information for each priority class used	GLOBAL	ignore
>>>FACH Priority Indicator	M		Scheduling Priority Indicator 9.2.1.28		–	
>>>MAC-c/sh SDU Length		1..<MaxnoofM ACcshSDU lengthsper Priority>			GLOBAL	ignore
>>>>MAC-c/sh SDU Length	M		9.2.1.34		–	
>>>FACH Initial	M		9.2.1.27		–	

Window Size						
RACH Info for DRNC Selected PRACH		0..1			YES	ignore
>TDD Channelisation Code	M				–	
>Time Slot	M				–	
>PRACH Midamble	O				–	
URA ID	O				YES	ignore
Multiple URAs Indicator	O				YES	ignore
RNCs with Cells in the Accessed URA		0.. <MaxRNCi nURA-1>			GLOBAL	ignore
>RNC-Id	M				–	
Transport Layer Address	O		9.2.1.62		YES	ignore
Binding Identity	O		9.2.1.3		YES	ignore
Criticality Diagnostics	O		9.2.1.13		YES	ignore

Range Bound	Explanation
MaxnoofMSCcshSDUlengthsperPriority	Maximum number of different MAC-c/sh SDU Lengths.
MaxnoofSCCPCHs	TBD
MaxRNCinURA	Maximum number of RNC in one URA.

9.1.37 COMMON TRANSPORT CHANNEL RESOURCES FAILURE

IE/Group Name	Presence	Range	IE type and reference	Semantics description	Criticality	Assigned Criticality
Message Type	M		9.2.1.40		YES	reject
Transaction ID	M		9.2.1.59		–	
S-RNTI	M		9.2.1.53		YES	ignore
Cause	M		9.2.1.5		YES	ignore
Criticality Diagnostics	O		9.2.1.13		YES	ignore

9.1.38 COMPRESSED MODE COMMAND [FDD]

IE/Group Name	Presence	Range	IE type and reference	Semantics description	Criticality	Assigned Criticality
Message Type	M		9.2.1.40		YES	ignore
Transaction ID	M		9.2.1.59		–	
Active Pattern Sequence Information	M				YES	ignore

9.1.39 ERROR INDICATION

IE/Group Name	Presence	Range	IE Type and Reference	Semantics Description	Criticality	Assigned Criticality
Message Type	M		9.2.1.40		YES	ignore
Transaction ID	M		9.2.1.59		–	
Cause	C_ifalone		9.2.1.5		YES	ignore
Criticality Diagnostics	C_ifalone		9.2.1.13		YES	ignore

Condition	Explanation
C_ifalone	At least either of Cause IE or Criticality Diagnostics IE shall be present.

9.2 Information Element Functional Definition and Contents

9.2.0 General

Section 9.2 presents the RNSAP IE definitions in tabular format. The corresponding ASN.1 definition is presented in section 9.3. In case there is contradiction between the tabular format in section 9.2 and the ASN.1 definition, the ASN.1 shall take precedence, except for the definition of conditions for the presence of conditional elements, where the tabular format shall take precedence.

9.2.1 Common Parameters

This subclause contains parameters that are common to FDD and TDD.

9.2.1.1 Allocation/Retention Priority

This parameter indicates the priority level in the allocation and retention of transport channel resources in DRNS. DRNS may use the Allocation/Retention priority information of the transport channels composing the RL to prioritise requests for RL Setup/addition and reconfiguration. In similar way, DRNS may use the allocation/Retention priority information of the transport channels composing the RL to prioritise which RL shall be set to failure, in case prioritisation is possible.

IE/Group Name	Presence	Range	IE type and reference	Semantics description
Allocation/Retention Priority			Frame Handling Priority	

9.2.1.2 Allowed Queuing Time

This parameter specifies the maximum queuing time that is allowed in the DRNS. The default value is no queuing.

IE/Group Name	Presence	Range	IE type and reference	Semantics description
Allowed Queuing Time			INTEGER(0..60)	Seconds

9.2.1.3 Binding ID

The Binding ID is the identifier of a user data stream. It is allocated at the DRNS and it is unique for each transport bearer under establishment to/from the DRNS. The length of this parameter is variable.

IE/Group Name	Presence	Range	IE type and reference	Semantics description
Binding ID			Octetstring (1..4,...)	

9.2.1.4 BLER

This Block Error Rate defines the target radio interface Transport Block Error Rate of the transport channel. BLER is used by the DRNS to determine the needed SIR targets, for admission control and power management reasons.

IE/Group Name	Presence	Range	IE type and reference	Semantics description
BLER			INTEGER (-63..0)	Step 0.1. (Range -6.3...0). It is the Log10 of the BLER

9.2.1.5 Cause

The purpose of the cause information element is to indicate the reason for a particular event for the whole protocol.

IE/Group Name	Presence	Range	IE type and reference	Semantics description
CHOICE <i>cause group</i>				
> <i>Radio Network Layer</i>				
>>Radio Network Layer Cause	M		ENUMERATED (Unknown C-ID, Cell not Available, Power Level not Supported, UL Scrambling Code Already in Use, DL Radio Resources not Available, UL Radio Resources not Available, Measurement not Supported For The Object, Combining Resources Not Available, Reconfiguration not Allowed, Requested Configuration not Supported, Synchronisation Failure, Requested Tx Diversity Mode not Supported, Measurement Temporarily not Available, Unspecified, Invalid CM Settings, Reconfiguration CFN not elapsed, Number of DL Codes Not Supported, DCH not Supported, DSCH not Supported, USCH not Supported, RACH/FACH/CPCH not Supported, UL Spreading Factor not Supported, DL Spreading Factor not Supported, CM not Supported, Transaction not Supported by Destination Node B, ...)	
> <i>Transport Layer</i>				
>>Transport Layer Cause	M		ENUMERATED (Transport Link Failure, Transmission Port not Available, Unspecified, ...)	
> <i>Protocol</i>				
>>Protocol Cause			ENUMERATED (Transaction not Allowed, Transfer Syntax Error, Abstract Syntax Error (Reject), Abstract Syntax Error (Ignore and Notify), Message not Compatible with Receiver State, Semantic Error, Unspecified, Abstract Syntax Error (Falsely Constructed Message),...)	
> <i>Misc</i>				
>>Miscellaneous Cause	M		ENUMERATED (Control Processing Overload, Hardware Failure, O&M Intervention, Not enough User Plane Processing Resources, Unspecified,...)	

9.2.1.5A Cell Geographical Area Identity (Cell GAI)

The Cell Geographical Area is used to identify the geographical area of a cell. The area is represented as a polygon. See ref. [25].

IE/Group Name	Presence	Range	IE type and reference	Semantics description
Cell GAI				
>Geographical Coordinates		1 .. <maxnoofPoints>		
>>Latitude Sign	M		ENUMERATED (North, South)	
>>Degrees of Latitude	M		INTEGER (0...2 ²³ -1)	The IE value (N) is derived by this formula: N ≤ 2 ²³ X / 90 < N+1 X being the latitude in degree (0°.. 90°)
>>Degrees of Longitude	M		INTEGER (-2 ²³ ...2 ²³ -1)	The IE value (N) is derived by this formula: N ≤ 2 ²⁴ X / 360 < N+1 X being the longitude in degree (-180°..+180°)

Range bound	Explanation
maxnoofPoints	Maximum no. of points in polygon.

9.2.1.6 Cell Identifier (C-Id)

The C-Id (Cell Identifier) is the identifier of a cell in one RNS.

IE/Group Name	Presence	Range	IE type and reference	Semantics description
C-Id			INTEGER (0...65535)	

9.2.1.7 Cell Individual Offset

Cell individual offset is an offset that will be applied by UE to the measurement results for a P-CPICH[FDD]/ P-CCPCH[TDD], before the measurement takes place. This allows operators to easily monitor specific cell, as well as other uses. The offset can be positive or negative, so the measured results can be reported as better than, or worse than what it really is.

IE/Group Name	Presence	Range	IE type and reference	Semantics description
Cell Individual Offset			Integer (-20,...,+20)	-20 -> -10dB -19 -> -9.5dB ... +20 -> +10dB

9.2.1.8 Cell Parameter ID

The Cell Parameter ID identifies unambiguously the Code Groups, Scrambling Codes, Midambles and Toffset (see table 9 of ref. [13]).

IE/Group Name	Presence	Range	IE type and reference	Semantics description
Cell Parameter ID			INTEGER (0...127,...)	

9.2.1.9 CFN

Connection Frame Number for the radio connection, see ref. [17].

IE/Group Name	Presence	Range	IE type and reference	Semantics description
CFN			INTEGER (0... 255)	

9.2.1.10 CFN Offset

Void

9.2.1.11 CN CS Domain Identifier

Identification of the CN node in the CS Domain.

IE/Group Name	Presence	Range	IE type and reference	Semantics description
CN CS Domain Identifier				
>PLMN Id	M		OCTET STRING (3)	<ul style="list-style-type: none"> - digits 0 to 9, two digits per octet, - each digit encoded 0000 to 1001, - 1111 used as filler - bit 4 to 1 of octet n encoding digit 2n-1 - bit 8 to 5 of octet n encoding digit 2n <p>-The PLMN-ID consists of 3 digits from MCC followed by either</p> <ul style="list-style-type: none"> -a filler plus 2 digits from MNC (in case of 2 digit MNC) or -3 digits from MNC (in case of a 3 digit MNC).
>LAC	M		OCTET STRING (2)	0000 and FFFE not allowed

9.2.1.12 CN PS Domain Identifier

Identification of the CN Node in the PS Domain.

IE/Group Name	Presence	Range	IE type and reference	Semantics description
CN CS Domain Identifier				
>PLMN Id	M		OCTET STRING (3)	<ul style="list-style-type: none"> - digits 0 to 9, two digits per octet, - each digit encoded 0000 to 1001, - 1111 used as filler - bit 4 to 1 of octet n encoding digit 2n-1 - bit 8 to 5 of octet n encoding digit 2n <p>-The PLMN-ID consists of 3 digits from MCC followed by either</p> <ul style="list-style-type: none"> -a filler plus 2 digits from MNC (in case of 2 digit MNC) or -3 digits from MNC (in case of a 3 digit MNC).
>LAC	M		OCTET STRING (2)	0000 and FFFE not allowed
>RAC	M		OCTET STRING (1)	

9.2.1.13 Criticality Diagnostics

IE/Group Name	Presence	Range	IE type and reference	Semantics description
Criticality Diagnostics				
>Procedure ID		0..1		
>>Procedure Code	M		INTEGER (0..255)	Procedure code is to be used if Criticality diagnostics is part of Error Indication procedure, and not within the response message of the same operation that caused the error
>>Ddmode	M		ENUMERATED (FDD, TDD, Common)	Common = common to FDD and TDD.
>Triggering Message	O		ENUMERATED (initiating message, successful outcome, unsuccessful outcome, outcome)	The Triggering Message is used only if the Criticality diagnostics is part of Error Indication except when the procedure code is not understood.
>Criticality Response	O		ENUMERATED (reject, ignore, notify)	This Criticality response IE is used for reporting the Criticality of the Triggering message
>Transaction ID	O		Transaction ID	
Information Element Criticality Diagnostics		<i>1..<maxnoof errors></i>		
>Criticality Response	M		ENUMERATED (reject, ignore, notify)	The Criticality response IE is used for reporting the criticality of the triggering IE. The value 'Ignore' shall never be used.
>IE Id	M		INTEGER (0..65535)	The IE Id of the not understood or missing IE as defined in the ASN.1 part of the specification.
>Repetition Number	O		INTEGER (1..256)	The repetition number of the not understood IE if applicable

Range bound	Explanation
Maxnooferrors	Maximum number. of IE errors allowed to be reported with a single message.

9.2.1.14 C-RNTI

C-RNTI (Cell RNTI) is the UE identifier allocated by the DRNS to be used over the radio interface. It is unique in the cell. One UE context has one unique C-RNTI value allocated in the DRNS.

IE/Group Name	Presence	Range	IE type and reference	Semantics description
C-RNTI			INTEGER(0..65535)	

9.2.1.15 DCH Combination Indicator

Void

9.2.1.16 DCH ID

The DCH ID is the identifier of an active dedicated transport channel. It is unique for each active DCH among the active DCHs simultaneously allocated for the same UE.

IE/Group Name	Presence	Range	IE type and reference	Semantics description
DCH ID			INTEGER (0..255)	

9.2.1.17 Dedicated Measurement Object Type

The Dedicated Measurement Object type indicates the type of object that the measurement is to be performed on.

IE/Group Name	Presence	Range	IE Type and Reference	Semantics Description
Dedicated Measurement Object Type			ENUMERATED (RL, RLS, ALL RL, ALL RLS,...)	

9.2.1.18 Dedicated Measurement Type

The Dedicated Measurement Type identifies the type of measurement that shall be performed.

IE/Group Name	Presence	Range	IE Type and Reference	Semantics Description
Dedicated Measurement Type			ENUMERATED (SIR, SIR Error, Transmitted Code Power, RSCP, Rx Timing Deviation, Round Trip Time, ...)	RSCP, Rx Timing Deviation are used by TDD only, Round Trip Time, SIR Error are used by FDD only.

NOTE: For definitions of the measurement types refer to ref. [11] and [14].

9.2.1.19 Dedicated Measurement Value

The Dedicated Measurement Value shall be the most recent value for this measurement, for which the reporting criteria were met.

IE/Group Name	Presence	Range	IE Type and Reference	Semantics Description
Dedicated measurement Value				
>SIR Value	C <i>MeasValue</i>		INTEGER(0..63)	According to mapping in ref. [23] and [24]
>SIR Error Value	C <i>MeasValue</i>		INTEGER(0..125)	According to mapping in [23], (FDD only)
>Transmitted Code Power Value	C <i>MeasValue</i>		INTEGER(0..127)	According to mapping in ref. [23] and [24]
>RSCP	C <i>MeasValue</i>		INTEGER(0..81)	According to mapping in ref. [24] (TDD only)
>Rx Timing Deviation	C <i>MeasValue</i>		INTEGER(0..2047)	According to mapping in [24] [TDD only]
>Round Trip Time	C <i>MeasValue</i>		INTEGER(0..8191)	According to mapping in [23] [FDD only]

Condition	Explanation
<i>MeasValue</i>	Only one measurement value can be present at the same time.

9.2.1.20 Diversity Control Field

The Diversity Control Field indicates if the current RL may, must or must not be combined with the already existing RLs.

IE/Group Name	Presence	Range	IE type and reference	Semantics description
Diversity Control Field			ENUMERATED(May, Must, Must not)	

9.2.1.21 Diversity Indication

IE/Group Name	Presence	Range	IE type and reference	Semantics description
Diversity Indication			ENUMERATED(Combined, Not Combined)	

9.2.1.22 Downlink SIR Target

Void

9.2.1.23 DPCH Constant Value

DPCH Constant Value is the power margin used by a UE to set the proper uplink power.

IE/Group Name	Presence	Range	IE type and reference	Semantics description
DPCH Constant Value			INTEGER(-10...10)	Unit dB Granularity 1 dB.

The Diversity Indication indicates if the RL has been or has not been combined with another RL.

9.2.1.24 D-RNTI

D-RNTI is the UE context identifier in the DRNC.

IE/Group Name	Presence	Range	IE type and reference	Semantics description
D-RNTI			Integer(0..2 ²⁰ -1)	

9.2.1.25 D-RNTI Release Indication

The D-RNTI Release Indication indicates whether or not a CRNC shall release the D-RNTI allocated for a particular UE.

IE/Group Name	Presence	Range	IE type and reference	Semantics description
D-RNTI Release Indication			ENUMERATED (Release D-RNTI, not Release D-RNTI)	

9.2.1.26 DRX Cycle Length Coefficient

The DRX Cycle Length Coefficient is used as input for the formula to establish the paging occasions to be used in DRX.

IE/Group Name	Presence	Range	IE type and reference	Semantics description
DRX Cycle Length Coefficient			Integer (2, ..., 12)	Refers to 'k' in the formula as specified in ref. [15], Discontinuous Reception.

9.2.1.26A DSCH ID

The DSCH ID is the identifier of an active downlink shared channel. It is unique for each active DSCH among the active DSCHs simultaneously allocated for the same UE.

IE/Group Name	Presence	Range	IE type and reference	Semantics description
DSCH ID			INTEGER (0..255)	

9.2.1.27 FACH Initial Window Size

Indicates the initial number of MAC-c/sh SDUs that may be transmitted before an acknowledgement is received from the DRNC.

IE/Group Name	Presence	Range	IE type and reference	Semantics description
FACH Initial Window Size			INTEGER (0..255)	Number of frames (MAC-c/sh SDUs.) 255 = Unlimited number of FACH data frames.

9.2.1.28 FACH Priority Indicator

Void

9.2.1.29 Frame Handling Priority

This parameter indicates the priority level to be used during the lifetime of the DCH/DSCH for temporary restriction of the allocated resources due overload reason.

IE/Group Name	Presence	Range	IE type and reference	Semantics description
Frame Handling Priority			INTEGER (0..15)	0=Lowest Priority, ... 15=Highest Priority

9.2.1.30 Frame Offset

Frame Offset is the required offset between the dedicated channel downlink transmission frames (CFN, Connection Frame Number) and the broadcast channel frame offset (Cell Frame Number). The Frame_offset is used in the translation between Connection Frame Number (CFN) on Iub/Iur and least significant 8 bits of SFN (System Frame Number) on Uu. The Frame Offset is UE and cell specific.

IE/Group Name	Presence	Range	IE type and reference	Semantics description
Frame Offset			INTEGER (0..255)	Frames

9.2.1.31 IMSI

The IMSI is the permanent UE user Identity, see ref. [1].

IE/Group Name	Presence	Range	IE type and reference	Semantics description
IMSI			OCTET STRING (SIZE(3..8))	-Decimal digits coded in BCD -'1111' used as filler -bit 4 to 1 of octet n is encoding digit 2n-1 -bit 8 to 5 of octet n is encoding digit 2n

9.2.1.32 L3 Information

This parameter contains the Layer 3 Information from a Uu message as received from the UE over the Uu interface or the Layer 3 Information for a Uu message to be sent to a UE by the CRNC, as defined in ref. [16].

IE/Group Name	Presence	Range	IE type and reference	Semantics description
L3 Information			Bit String	The content is defined in ref. [16]

9.2.1.33 Limited Power Increase

Void.

9.2.1.34 MAC-c/sh SDU Length

Indicates the MAC-c/sh SDU Length. Which is used for FACH, DSCH and USCH. There may be multiple MAC-c/sh SDU Lengths per priority class.

IE/Group Name	Presence	Range	IE type and reference	Semantics description
MAC-c/sh SDU Length			INTEGER (1..5000)	Size of the MAC-c/sh SDU in number of bits.

9.2.1.35 Maximum Allowed UL Tx Power

Maximum Allowed UL Tx Power is the maximum power that a UE in a particular cell is allowed to transmit.

IE/Group Name	Presence	Range	IE type and reference	Semantics description
Maximum Allowed UL Tx Power			INTEGER (-50..+33)	dBm

9.2.1.35A Measurement Availability Indicator

Indicates if measurement is available or not.

IE/Group Name	Presence	Range	IE type and reference	Semantics description
Measurement Availability Indicator			ENUMERATED(measurement available, measurement not available)	

9.2.1.36 Measurement Filter Coefficient

The Measurement Filter Coefficient determines the amount of filtering to be applied for measurements.

IE/Group Name	Presence	Range	IE type and reference	Semantics description
Measurement Filter Coefficient	M		ENUMERATED(0, 1, 2, 3, 4, 5, 6, 7, 8, 9, 11, 13, 15, 17, 19,...)	

9.2.1.37 Measurement ID

The Measurement ID uniquely identifies any measurement on dedicated resources requested over RNSAP.

IE/Group Name	Presence	Range	IE Type and Reference	Semantics Description
Measurement ID			Integer(0 .. 2 ²⁰ -1)	

9.2.1.38 Measurement Increase/Decrease Threshold

The Measurement Increase/Decrease Threshold defines the threshold that shall trigger Event C or D.

Information Element / Group Name	Presence	Range	IE Type and Reference	Semantics Description
SIR	<i>C – Threshold</i>		INTEGER(0..62)	0: 0 dB 1: 0.5 dB 2: 1 dB ... 62: 31dB
SIR Error	<i>C – Threshold</i>		INTEGER(0..124)	0: 0 dB 1: 0.5 dB 2: 1 dB ... 124: 62 dB (FDD only)
Transmitted Code Power	<i>C – Threshold</i>		INTEGER(0..112,...)	0: 0 dB 1: 0.5 dB 2: 1 dB ... 112: 56 dB
RSCP	<i>C – Threshold</i>		INTEGER(0..80)	0: 0 dB 1: 0.5 dB 2: 1 dB ... 80: 40dB (TDD only)
Round Trip Time	<i>C – Threshold</i>		INTEGER(0..8190)	0: 0 chips 1: 0.25 chips 2: 0.5 chips ... 8190: 2047.5 chips (FDD only)

Condition	Explanation
<i>Threshold</i>	Only one measurement threshold can be present at the same time.

9.2.1.39 Measurement Threshold

The Measurement Threshold defines which threshold that shall trigger Event A, B, E or F.

Information Element / Group Name	Presence	Range	IE Type and Reference	Semantics Description
SIR	<i>C – Threshold</i>		INTEGER(0..63)	According to mapping in ref. [23] and [24].
SIR Error	<i>C – Threshold</i>		INTEGER(0..125)	According to mapping in [23], (FDD only)
Transmitted Code Power	<i>C – Threshold</i>		INTEGER(0..127)	According to mapping in ref. [23] and [24].
RSCP	<i>C – Threshold</i>		INTEGER(0..81)	According to mapping in ref. [24] (TDD only)
Rx Timing Deviation	<i>C – Threshold</i>		INTEGER(0..2047)	According to mapping in [24] (TDD only)
Round Trip Time	<i>C – Threshold</i>		INTEGER(0..8191)	According to mapping in [23] (FDD only)

Condition	Explanation
<i>Threshold</i>	Only one measurement threshold can be present at the same time.

9.2.1.40 Message Type

The Message Type uniquely identifies the message being sent.

IE/Group Name	Presence	Range	IE type and reference	Semantics description
Message Type				
>Procedure ID		1		
>>Procedure Code	M		ENUMERATED (RL Setup, RL Addition, RL Deletion, Synchronised RL Reconfiguration Preparation, Synchronised RL Reconfiguration Commit, Synchronised RL Reconfiguration Cancel, Unsynchronised RL Reconfiguration Request, RL Failure, RL Restoration, DL Power Control, Physical Channel Reconfiguration, UL Signalling Transfer, DL Signalling Transfer, Relocation Commit, Paging, Measurement Initiation, Measurement Reporting, Measurement Termination, Measurement Failure, Common Transport Channel Resources Initiation, Common Transport Channel Resources Release, Compressed Mode Command, Error Indication, ...)	
>>Ddmode	M		ENUMERATED (FDD, TDD, Common)	Common = common to FDD and TDD.
>Type of Message	M		ENUMERATED (Initiating Message, Successful Outcome, Unsuccessful Outcome, Outcome)	

9.2.1.41 Multiple URAs Indicator

The Multiple URAs Indicator indicates whether the accessed cell has multiple URAs.

IE/Group Name	Presence	Range	IE type and reference	Semantics description
Multiple URAs Indicator			Enumerated (Multiple URAs exist, Single URAs Exist)	

9.2.1.42 Payload CRC Present Indicator

This parameter indicates whether FP payload 16 bit CRC is used or not.

IE/Group Name	Presence	Range	IE type and reference	Semantics description
Payload CRC Presence Indicator			ENUMERATED (CRC Included, CRC not included)	

9.2.1.43 PCCPCH Power

Primary CCPCH power is the power that shall be used for reference power value in a TDD cell.

IE/Group Name	Presence	Range	IE type and reference	Semantics description
PCCPCH Power			INTEGER(-15..40,...)	Unit dBm Granularity 0.1 dB.

9.2.1.44 Primary CPICH Power

Primary CPICH power is the power that is used for transmitting the P-CPICH in a cell. The reference point is the antenna connector.

IE/Group Name	Presence	Range	IE type and reference	Semantics description
Primary CPICH Power			ENUMERATED (-10..50)	Unit dBm Granularity 0.1 dB.

9.2.1.45 Primary Scrambling Code

The Primary scrambling code to be used in the cell.

IE/Group Name	Presence	Range	IE type and reference	Semantics description
Primary Scrambling Code			INTEGER (0 .. 511)	

9.2.1.46 Puncture Limit

The maximum amount of puncturing for a transport channel in rate matching.

IE/Group Name	Presence	Range	IE type and reference	Semantics description
Puncture Limit			INTEGER (0..15)	0: 40% 1: 44 % ... 14: 96% 15: 100%

9.2.1.46A QE-Selector

The QE-Selector indicates from which source the value for the quality estimate (QE) shall be taken.

IE/Group Name	Presence	Range	IE type and reference	Semantics description
QE-Selector			ENUMERATED (selected, non-selected)	

9.2.1.47 RANAP Relocation Information

This parameter is transparent to the RNSAP. The parameter contains information for the Relocation procedure as defined in [2].

IE/Group Name	Presence	Range	IE type and reference	Semantics description
RANAP Relocation Information			Bit String	The contents is defined in ref. [2].

9.2.1.48 Report Characteristics

The Report Characteristics, defines how the reporting shall be performed.

IE/Group Name	Presence	Range	IE Type and Reference	Semantics Description
Report Characteristics				
>Report Characteristics type			ENUMERATED(On Demand, Periodic, Event A, Event B, Event C, Event D, Event E, Event F, ...)	
> Periodic Report Information	C – Periodic			
>>Report Periodicity	M		ENUMERATED (10ms...1min, ...) step 10ms, (1min...1hr, ...) step 1min,...	The periodicity with which the DRNS shall send measurement reports. First working assumption!
> Event A	C – Event A			
>>Measurement Threshold	M		Measurement Threshold	The threshold for which the DRNS shall trigger a measurement report.
>>Measurement Hysteresis Time	O		ENUMERATED (10ms...1min, ...) step 10ms,...	
> Event B	C – Event B			
>>Measurement Threshold	M		Measurement Threshold	The threshold for which the DRNS shall trigger a measurement report.
>>Measurement Hysteresis Time	O		ENUMERATED (10ms...1min, ...) step 10ms,...	
> Event C	C – Event C			
>> Measurement Increase/Decrease Threshold	M		Measurement Increase/Decrease Threshold	
>>Measurement Change Time	M		ENUMERATED (10ms...1min, ...) step 10ms,...	The time within which the measurement entity shall rise, in order to trigger a measurement report.
> Event D	C – Event D			
>> Measurement Increase/Decrease Threshold	M		Measurement Increase/Decrease Threshold	
>>Measurement Change Time	M		ENUMERATED (10ms...1min, ...) step 10ms,...	The time within which the measurement entity shall fall, in order to trigger a measurement report.
> Event E	C – Event E			
>>Measurement	M		Measurement	

IE/Group Name	Presence	Range	IE Type and Reference	Semantics Description
Threshold 1			Threshold	
>>Measurement Threshold 2	O		Measurement Threshold	
>>Measurement Hysteresis Time	O		ENUMERATED (10ms...1min, ...) step 10ms,...	The hysteresis time in ms
>>Report Periodicity	O		ENUMERATED (10ms...1min, ...) step 10ms, (1min...1hr, ...) step 1min,...	The periodicity with which the DRNS shall send measurement reports.
>Event F	C – Event F			
>>Measurement Threshold 1	M		Measurement Threshold	
>>Measurement Threshold 2	O		Measurement Threshold	
>>Measurement Hysteresis Time	O		ENUMERATED (10ms...1min, ...) step 10ms,...	The hysteresis time in ms
>>Report Periodicity	O		ENUMERATED (10ms...1min, ...) step 10ms, (1min...1hr, ...) step 1min,...	The periodicity with which the DRNS shall send measurement reports.

Condition	Explanation
C-Periodic	Valid if <i>Report Characteristics Type</i> IE indicates "periodic"
C-Event A	Valid if <i>Report Characteristics Type</i> IE indicates "Event A"
C-Event B	Valid if <i>Report Characteristics Type</i> IE indicates "Event B"
C-Event C	Valid if <i>Report Characteristics Type</i> IE indicates "Event C"
C-Event D	Valid if <i>Report Characteristics Type</i> IE indicates "Event D"
C-Event E	Valid if <i>Report Characteristics Type</i> IE indicates "Event E"
C-Event F	Valid if <i>Report Characteristics Type</i> IE indicates "Event F"

9.2.1.49 RL ID

The RL ID is the unique identifier for one RL associated with a UE.

IE/Group Name	Presence	Range	IE type and reference	Semantics description
RL ID			INTEGER (0..31)	

9.2.1.50 RNC-Id

This is the identifier of one RNC in UTRAN.

IE/Group Name	Presence	Range	IE type and reference	Semantics description
>RNC-Id			INTEGER (0..4095)	

9.2.1.51 SCH Time Slot

The SCH Time Slot is only applicable if the value of *Sync Case* IE is Case 2.

IE/Group Name	Presence	Range	IE type and reference	Semantics description
SCH Time Slot			INTEGER(0..6)	

9.2.1.51A Scheduling Priority Indicator

Indicates the relative priority of the DSCH or USCH data frame. Used by the DRNC when scheduling DSCH or USCH traffic.

IE/Group Name	Presence	Range	IE type and reference	Semantics description
Scheduling Priority Indicator			INTEGER (0..15)	Relative priority of the DSCH or USCH data frame: 0=Lowest Priority ... 15=Highest Priority

9.2.1.52 Service Area Identifier (SAI)

This information element is used to uniquely identify an area consisting of one or more cells belonging to the same Location Area. Such an area is called a Service Area and can be used for indicating the location of a UE to the CN.

IE/Group Name	Presence	Range	IE type and reference	Semantics description
SAI				
>PLMN Id	M		OCTET STRING (3)	- digits 0 to 9, two digits per octet, - each digit encoded 0000 to 1001, - 1111 used as filler - bit 4 to 1 of octet n encoding digit 2n-1 - bit 8 to 5 of octet n encoding digit 2n -The PLMN-ID consists of 3 digits from MCC followed by either -a filler plus 2 digits from MNC (in case of 2 digit MNC) or -3 digits from MNC (in case of a 3 digit MNC).
>LAC	M		OCTET STRING (2)	0000 and FFFE not allowed
>SAC	M		OCTET STRING (2)	

9.2.1.53 S-RNTI

S-RNTI identifies the UE in the SRNC.

IE/Group Name	Presence	Range	IE type and reference	Semantics description
S-RNTI			Integer(0..2 ²⁰ -1)	

9.2.1.54 Sync Case

The SCH and PCCPCH in a TDD cell are mapped on one or two downlink slots per frame. There are two cases of Sync Case as follows:

Case 1) SCH and PCCPCH allocated in a single TS#k

Case 2) SCH allocated in two TS: TS#k and TS#k+8
PCCPCH allocated in TS#k

IE/Group Name	Presence	Range	IE type and reference	Semantics description
Sync Case			INTEGER (1..2,...)	

9.2.1.55 TFCI Presence

The TFCI Presence parameter indicates whether the TFCI shall be included. In TDD if it is present in the timeslot it will be included within the first DPCH listed.

IE/Group Name	Presence	Range	IE type and reference	Semantics description
TFCI Presence			ENUMERATE D (Present, not present)	

9.2.1.56 Time Slot

The Time Slot represents the time interval assigned to a Physical Channel referred to the start of a Radio Frame.

IE/Group Name	Presence	Range	IE type and reference	Semantics description
Time Slot			INTEGER (0..14)	

9.2.1.57 ToAWE

ToAWE is the window endpoint. DL data frames are expected to be received before this window endpoint. ToAWE is defined with a positive value relative Latest Time of Arrival (LToA). A data frame arriving after ToAWS gives a Timing Adjustment Control frame response.

IE/Group Name	Presence	Range	IE type and reference	Semantics description
ToAWE			INTEGER (0..2559)	msec.

9.2.1.58 ToAWS

ToAWS is the window startpoint. DL data frames are expected to be received after this window startpoint. ToAWS is defined with a positive value relative Time of Arrival Window Endpoint (ToAWE). A data frame arriving before ToAWS gives a Timing Adjustment Control frame response.

IE/Group Name	Presence	Range	IE type and reference	Semantics description
ToAWS			INTEGER (0..1279)	msec.

9.2.1.59 Transaction ID

The Transaction ID is used to associate all the messages belonging to the same procedure. Messages belonging to the same procedure shall use the same Transaction ID.

The Transaction ID is determined by the initiating peer of a procedure.

For procedures addressed to a specific UE context, the Transaction ID shall uniquely identify a procedure among all ongoing parallel procedures for the same UE using the same procedure code, and initiated by the same protocol peer.

For procedures not addressed to a specific UE context, the Transaction ID shall uniquely identify a procedure among all ongoing parallel procedures using the same procedure code, and initiated by the same protocol peer.

IE/Group Name	Presence	Range	IE type and reference	Semantics description
Transaction ID			CHOICE INTEGER (0..127) or INTEGER (0..32767)	

9.2.1.60 Transport Bearer ID

The Transport Bearer ID uniquely identifies an Iur transport bearer.

IE/Group Name	Presence	Range	IE type and reference	Semantics description
Transport Bearer ID			INTEGER (0..4095)	

9.2.1.61 Transport Bearer Request Indicator

Indicates whether an Iur transport bearer needs to be established for carrying the FACH data stream(s), or whether an existing transport bearer will be used.

IE/Group Name	Presence	Mult	IE type and reference	Semantics description
Transport Bearer Request Indicator			ENUMRATE D(Bearer Requested, Bearer not Requested)	

9.2.1.62 Transport Layer Address

Transport Layer Address defines the transport address of the DRNS. For details on the Transport Address used see [3].

IE/Group Name	Presence	Range	IE type and reference	Semantics description
Transport Layer Address			Bit string(1... 160, ...)	

9.2.1.63 Transport Format Combination Set (TFCS)

The Transport Format Combination Set is defined as a set of Transport Format Combinations on a Coded Composite Transport Channel. It is the allowed Transport Format Combinations of the corresponding Transport Channels. The DL Transport Format Combination Set is applicable for DL Transport Channels.

[FDD - Where the UE is assigned access to one or more DSCH transport channels then the UTRAN has the choice of

two methods for signalling the mapping between TFCI(field 2) values and the corresponding TFC:

Method #1 - TFCI range

The mapping is described in terms of a number of groups, each group corresponding to a given transport format combination (value of CTFC(field2)). The CTFC(field2) value specified in the first group applies for all values of TFCI(field 2) between 0 and the specified 'Max TFCI(field2) value'. The CTFC(field2) value specified in the second group applies for all values of TFCI(field 2) between the 'Max TFCI(field2) value' specified in the last group plus one and the specified 'Max TFCI(field2) value' in the second group. The process continues in the same way for the following groups with the TFCI(field 2) value used by the UE in constructing its mapping table starting at the largest value reached in the previous group plus one.

Method #2 - Explicit

The mapping between TFCI(field 2) value and CTFC(field2) is spelt out explicitly for each value of TFCI (field2)]

IE/Group Name	Presence	Range	IE type and reference	Semantics description
CHOICE DSCH				
>No split in TFCI				This choice is made if : a) The TFCS refers to the uplink OR b) The mode is FDD and none of the Node B communication contexts are assigned any DSCH transport channels OR c) The mode is TDD
>>TFCS		1 to <maxnoofTFCs>		The first instance of the parameter corresponds to TFC zero, the second to 1 and so on.
>>>CTFC	M		INTEGER(0..MaxCTFC)	Integer number calculated according to ref. [16].
>>>CHOICE Gain Factors	C-PhysChan			
>>>>Signalled Gain Factors				
>>>>>Gain Factor β_C	M		Integer (0..15)	For UL DPCCCH or control part of PRACH in FDD ref. [21].
>>>>>Gain Factor β_D	M		Integer (0..15)	For UL DPDCH or data part of PRACH in FDD ref. [21].
>>>>>Reference TFC nr	O		Integer (0..15)	If this TFC is a reference TFC, this IE indicates the reference number
>>>>>Computed Gain Factors				
>>>>>Reference TFC nr	M		Integer (0..15)	Indicates the reference TFC to be used to calculate the gain factors for this TFC
>There is a split in the TFCI				This choice is made if : a) The TFCS refers to the downlink AND b) The mode is FDD and one of the Node B communication contexts is assigned one or more DSCH transport channels
>>Transport format combination_DCH		1 to <MaxTFCI_1_Comb>		The first instance of the parameter <i>Transport format combination_DCH</i> corresponds to TFCI (field 1) = 0, the second to TFCI (field 1) = 1 and so on.
>>>CTFC(field1)	M		Integer(0..MaxCTFC)	Integer number calculated according to [16]. The calculation of CTFC ignores any DSCH transport channels which may be assigned
>>Choice Signalling method				
>>>TFCI range				
>>>>TFC mapping on DSCH		1 to <MaxNoTFCIGroups>		
>>>>>Max TFCI(field2) value	M		Integer(1..1023)	This is the Maximum value in the range of TFCI(field2) values for which the specified CTFC(field2) applies
>>>>>CTFC(field	M		Integer(0..M)	Integer number calculated

2)			axCTFC)	according to [16] The calculation of CTFC ignores any DCH transport channels which may be assigned
>>>Explicit				
>>>>Transport format combination_DSC H		1 to <MaxTFCI_2_Co mbs>		The first instance of the parameter <i>Transport format combination_DSCH</i> corresponds to TFCI (field2) = 0, the second to TFCI (field 2) = 1 and so on.
>>>>>CTFC(field 2)	M		Integer(0..M axCTFC)	Integer number calculated according to [16] . The calculation of CTFC ignores any DCH transport channels which may be assigned

Condition	Explanation
PhysChan	The choice shall be present if the TFCS concerns a UL DPCH or PRACH channel in FDD, not when the TFCS is used for other physical channels.

Range bound	Explanation
<i>MaxnoofTFCs</i>	The maximum number of Transport Format Combinations.
MaxTFCI_1_Combs	Maximum number of TFCI (field 1) combinations (given by 2 raised to the power of the length of the TFCI (field 1))
MaxTFCI_2_Combs	Maximum number of TFCI (field 2) combinations (given by 2 raised to the power of the length of the TFCI (field 2))
MaxNoTFCIGroups	Maximum number of groups, each group described in terms of a range of TFCI(field 2) values for which a single value of CTFC(field2) applies
<i>MaxCTFC</i>	Maximum number of the CTFC value is calculated according to the following: $\sum_{i=1}^I (L_i - 1)P_i$ with the notation according to ref. [16].

9.2.1.64 Transport Format Set

The Transport Format Set is defined as the set of Transport Formats associated to a Transport Channel, e.g. DCH.

IE/Group Name	Presence	Range	IE type and reference	Semantics description
Transport Format Set				
>Dynamic Transport Format Information		1..<maxTFcount>		
>>Number of Transport blocks	M		INTEGER (0..512)	
>>Transport Block Size	C – Blocks		INTEGER (0..5000)	Bits
>CHOICE mode				
>>TDD				
>>>Transmission Time Interval	C-TTIdynamic	1..<maxTTIcount>	Enumerated(10, 20, 40, 80,...)	
>Semi-static Transport Format Information				
>>Transmission Time Interval	C-TTIsemistatic		ENUMERATED (10, 20, 40, 80,...)	msec
>>Type of Channel Coding	M		ENUMERATED (No coding, Convolutional, Turbo,...)	
>>Coding Rate	C – Coding		ENUMERATED (1/2, 1/3,...)	
>>Rate Matching Attribute	M		INTEGER (1..maxRM)	
>>CRC size	M		ENUMERATED (0, 8, 12, 16, 24,...)	
>>CHOICE mode				
>>>TDD				
>>>>2 nd Interleaving Mode	M		Enumerated (Frame related, Timeslot related,...)	

Condition	Explanation
Blocks	This IE is only present if "Number of Transport Blocks" is greater than 0.
Coding	This IE is only present if IE "Type of channel coding" is "Convolutional" or "Turbo"
TTIdynamic	This IE is mandatory if not defined as semistatic parameter. Otherwise it is absent.
TTIsemistatic	This IE is mandatory if not defined as dynamic parameter. Otherwise it is absent.

Range bound	Explanation
MaxTFcount	The maximum number of different transport formats that can be included in the Transport format set for one transport channel.
MaxRM	The maximum number that could be set as rate matching attribute for a transport channel.
MaxTTIcount	The amount of different TTI that are possible for that transport format is.

9.2.1.65 TrCh Source Statistics Descriptor

Defines the statistics of the data transmitted in the transport channel. This information may be used in reserving resources in the DRNS.

IE/Group Name	Presence	Range	IE type and reference	Semantics description
TrCh Source Statistics Descriptor			ENUMERATED (speech, RRC, unknown, ...)	'Speech' = Statistics of the data corresponds to speech. 'RRC' = Statistics of the data corresponds to RRC signalling 'Unknown' = The statistics of the data is unknown

9.2.1.66 UARFCN

The UTRA Absolute Radio Frequency Channel Number defines the carrier.

IE/Group Name	Presence	Range	IE type and reference	Semantics description
UARFCN			INTEGER (0..16383, ...)	Corresponds to: 0.0Hz.. 3276.6MHz see ref. [6] and ref [7].

9.2.1.67 UL FP Mode

This parameter defines if normal or silent mode of the Frame Protocol shall be used for the UL.

IE/Group Name	Presence	Range	IE type and reference	Semantics description
UL FP Mode			ENUMERATED(Normal, Silent,...)	

9.2.1.68 UL Interference Level

Void

9.2.1.69 Uplink SIR

The UL SIR indicates a received UL SIR.

IE/Group Name	Presence	Range	IE type and reference	Semantics description
Uplink SIR			ENUMERATED (-8.2 .. 17.3)	Step 0.1 dB

9.2.1.70 URA ID

IE/Group Name	Presence	Range	IE type and reference	Semantics description
URA ID			INTEGER (0..65 535)	

9.2.1.70A UTRAN Access Point Position

The UTRAN Access Point Position indicates the exact geographical position of the base station antenna.

IE/Group Name	Presence	Range	IE type and reference	Semantics description
UTRAN Access Point Position				
>Latitude Sign	M		ENUMERATED (North, South)	
>Degrees of Latitude	M		INTEGER (0...2 ²³ -1)	The IE value (N) is derived by this formula: $N \leq 2^{23} \times X / 90 < N+1$ X being the latitude in degree (0°.. 90°)
>Degrees of Longitude	M		INTEGER (-2 ²³ ...2 ²³ -1)	The IE value (N) is derived by this formula: $N \leq 2^{24} \times X / 360 < N+1$ X being the longitude in degree (-180°..+180°)

9.2.1.71 UTRAN Cell Identifier (UC-Id)

The UC-Id (UTRAN Cell identifier) is the identifier of a cell in one UTRAN.

IE/Group Name	Presence	Range	IE type and reference	Semantics description
UC-ID		1		
>RNC-Id	M		RNC-ID	
>C-Id	M		C-ID	

9.2.2 FDD Specific Parameters

This subclause contains parameters that are specific to FDD.

9.2.2.A Active Pattern Sequence Information

Defines the parameters for the compressed mode gap pattern sequence activation. For details see [16].

IE/Group Name	Presence	Range	IE type and reference	Semantics description
CM Configuration Change CFN	M		CFN	Defines when the old Active pattern sequences, if active, shall be terminated. From this moment on, the new sequences are activated at the given TGCFN .
Transmission Gap Pattern Sequence Status		0 to <MaxTGPS>		If the group is not present, none of the pattern sequences are activated.
>TGPSI Identifier	M		Integer(1..<MaxTGPS>)	Establish a reference to the compressed mode pattern sequence. Up to <MaxAPS> simultaneous compressed mode pattern sequences can be activated.
>TGPRC	M		Integer (0..63)	The number of transmission gap patterns within the Transmission Gap Pattern Sequence. 0=Infinity.
>TGCFN	M		CFN	Connection Frame Number of the first frame of the first pattern within the Transmission Gap Pattern Sequence.

Range bound	Explanation
MaxTGPS	Maximum number of active pattern sequences. Value 6.

9.2.2.B Adjustment Period

Adjustment Period IE defines the period to be used for power balancing.

IE/Group Name	Presence	Range	IE type and reference	Semantics description
Adjustment Period			INTEGER (1 .. 300)	Frames

9.2.2.C Adjustment Ratio

Adjustment Ratio IE (*Radj*) defines the convergence rate used for the associated Adjustment Period.

IE/Group Name	Presence	Range	IE type and reference	Semantics description
Adjustment Ratio			INTEGER (0 .. 100)	The Adjustment Ratio is given with a granularity of 0.01 0 -> 0.00 1 -> 0.01 ... 100 -> 1.00

9.2.2.1 Chip Offset

The Chip Offset is defined as the radio timing offset inside a radio frame. The Chip Offset is used as offset for the DL DPCH relative to the Primary CPICH timing.

IE/Group Name	Presence	Range	IE type and reference	Semantics description
Chip Offset			INTEGER (0..38399)	Chips

9.2.2.2 Closed Loop Mode1 Support Indicator

The Closed Loop Mode1 Support Indicator indicates whether the particular cell is capable to support Closed loop mode1 or not

IE/Group Name	Presence	Range	IE type and reference	Semantics description
Closed Loop Mode1 Support Indicator			ENUMERATED (Closed loop mode1 Supported, Closed loop mode1 not supported).	

9.2.2.3 Closed Loop Mode2 Support Indicator

The Closed Loop Mode2 Support Indicator indicates whether the particular cell is capable to support Closed loop mode2 or not.

IE/Group Name	Presence	Range	IE type and reference	Semantics description
Closed Loop Mode2 Support Indicator			ENUMERATED (Closed loop mode2 Supported, Closed loop mode2 not supported).	

9.2.2.3A Closed Loop Timing Adjustment Mode

Indicates when the phase/amplitude adjustment is performed in the DL in relation to the receipt of the UL feedback command in case of closed loop mode transmit diversity on DPCH.

Information Element/Group Name	Presence	Range	IE type and reference	Semantics description
Closed Loop Timing Adjustment Mode			ENUMERATED (Offset1, Offset2,...)	According to [10] chapter 7.1: Offset1 = slot(j+1)mod15 Offset2 = slot(j+2)mod15

9.2.2.4 Compressed Mode Method

Void

9.2.2.5 D-Field Length

Void

9.2.2.6 Diversity Control Field

Void.

9.2.2.7 Diversity Indication

Void.

9.2.2.8 Diversity Mode

Define the diversity mode to be applied.

IE/Group Name	Presence	Range	IE type and reference	Semantics description
Diversity Mode			ENUMERATED ED(None, STTD, Closed loop mode 1, Closed loop mode2,...)	

9.2.2.9 DL DPCH Slot Format

Indicates the slot format used in DPCH in DL, according to ref. [8].

IE/Group Name	Presence	Range	IE type and reference	Semantics description
DL DPCH Slot Format			INTEGER (0..16,...)	

9.2.2.10 DL Power

The DL Power IE indicates the power level of the DPDCH symbols, expressed as a relative value with respect to the CPICH power.

Information Element/Group Name	Presence	Range	IE type and reference	Semantics description
DL Power			Enumerated(-35..+15dB)	Step 0.1dB

9.2.2.11 DL Scrambling Code

DL Scrambling code to be used by the RL. One cell may have multiple DL Scrambling codes available.

IE/Group Name	Presence	Range	IE type and reference	Semantics description
DL Scrambling Code			INTEGER (0..15)	0= Primary scrambling code of the cell 1...15= Secondary scrambling code

9.2.2.12 Downlink Frame Type

Void

9.2.2.13 DRAC Control

This IE indicates whether the DCH is control by DRAC or not.

IE/Group Name	Presence	Range	IE type and reference	Semantics description
DRAC Control			Enumerated (Requested, Not-Requested)	Requested means that DCH is controlled by DRAC

9.2.2.14 FDD DL Channelisation Code Number

The DL Channelisation Code Number indicates the DL Channelisation Code number for a specific DL physical channel.

IE/Group Name	Presence	Range	IE type and reference	Semantics description
FDD DL Channelisation Code Number	M		INTEGER(0..511)	According to the mapping in [27]. The maximum value is equal to the DL spreading factor –1

9.2.2.15 FDD S-CCPCH Offset

The Secondary CCPCH offset is defined as the time offset towards the Primary CCPCH in the cell. The offset is a multiple of 256 chips.

IE/Group Name	Presence	Range	IE type and reference	Semantics description
FDD S-CCPCH Offset			INTEGER(0..149)	0: 0 chip 1: 256 chip 2: 512 chip .. 149: 38144 chip ref. [8]

9.2.2.16 FDD TPC Downlink Step Size

This parameter indicates step size for the DL power adjustment.

IE/Group Name	Presence	Range	IE type and reference	Semantics description
FDD TPC Downlink Step Size			ENUMERATED (0.5, 1, 1.5, 2,...)	

9.2.2.16A First RLS Indicator

The First *RLS Indicator* IE indicates if a specific Radio Link and all Radio Links which are part of the same Radio Link Set, shall be considered as the first radio links established towards the UE or not.

IE/Group Name	Presence	Range	IE type and reference	Semantics description
First RLS Indicator			ENUMERATED (first RLS, not first RLS)	

9.2.2.17 Gap Position Mode

Void.

9.2.2.18 Gap Period (TGP)

Void.

9.2.2.19 Gap Starting Slot Number (SN)

Void

9.2.2.20 IB_SG_POS

First position of an Information Block segment in the SFN cycle ($IB_SG_POS < IB_SG_REP$).

IE/Group Name	Presence	Range	IE type and reference	Semantics description
IB_SG_POS			INTEGER (0..4094)	Only even positions allowed. Reference [16]

9.2.2.21 IB_SG_REP

Repetition distance for an Information Block segment. The segment shall be transmitted when $SFN \bmod IB_SG_REP = IB_SG_POS$.

IE/Group Name	Presence	Range	IE type and reference	Semantics description
IB_SG_REP			ENUMERATED (4, 8, 16, 32, 64, 128, 256, 512, 1024, 2048, 4096)	Repetition period for the IB segment in frames

9.2.2.21A Limited Power Increase

The parameter is used for a more efficient use of the inner loop DL power control for non real time data.

If the limited power increase is used, DRNS shall use the limited power increase algorithm as specified in [10], subclause 5.2.

IE/Group Name	Presence	Range	IE type and reference	Semantics description
Limited Power Increase			ENUMERATED (Used, Not used ,)	

9.2.2.22 Max Adjustment Period

Void.

9.2.2.23 Max Adjustment Step

Defines the maximum allowed value for the change of DL power level during a certain number of slots that can be utilised by the downlink power balancing algorithm. *Max Adjustment Step* IE defines a time period, in terms of number of slots, in which the accumulated power adjustments shall be maximum 1 dB. This value does not include the DL inner loop PC adjustment.

IE/Group Name	Presence	Range	IE type and reference	Semantics description
Max Adjustment Step			INTEGER (1..10)	Slots

9.2.2.24 Max Number of UL DPDCHs

This parameter is an UE Radio Access Capability parameter which is needed in rate matching algorithm.

IE/Group Name	Presence	Range	IE type and reference	Semantics description
Max Number of UL DPDCHs			INTEGER (1..6)	

9.2.2.24A Min DL Channelisation Code Length

Void

9.2.2.25 Min UL Channelisation Code Length

Minimum UL channelisation code length (spreading factor) of a DPDCH which is supported by UE. Needed by rate matching algorithm.

IE/Group Name	Presence	Range	IE type and reference	Semantics description
Min UL Channelisation Code Length			ENUMERATED(4,8,16,32,64,128,256)	

9.2.2.26 Multiplexing Position

Multiplexing Position specifies whether fixed or flexible positions of transport channels shall be used in the physical channel.

IE/Group Name	Presence	Range	IE type and reference	Semantics description
Multiplexing Position			ENUMERATED(Fixed, Flexible)	

9.2.2.26A Number of DL channelisation codes

This parameter notifies DRNS of the number of DL channelisation codes required in Radio Links.

IE/Group Name	Presence	Range	IE type and reference	Semantics description
Number of DL channelisation codes			INTEGER (1..8)	

9.2.2.27 Pattern Duration (PD)

Void

9.2.2.27A PDSCH code mapping

This IE indicates the association between each possible value of TFCI(field 2) and the corresponding PDSCH channelisation code. There are three ways which the UTRAN must choose between in order to signal the mapping information, these are described below. The signalling capacity consumed by the different methods will typically vary depending on the way in which the UTRAN configures usage of the DSCH.

Method #1 - Using code range

The mapping is described in terms of a number of groups, each group associated with a given spreading factor. The UE maps TFCI(field2) values to PDSCH codes in the following way. The PDSCH code used for TFCI(field 2) = 0, is given by the SF and code number = 'PDSCH code start' of Group = 1. The PDSCH code used for TFCI(field 2) = 1, is given by the SF and code number = 'PDSCH code start' + 1. This continues, with unit increments in the value of TFC mapping to unit increments in code number up until the point that code number = 'PDSCH code stop'. The process continues in the same way for the next group with the TFCI(field 2) value used by the UE when constructing its mapping table starting at the largest value reached in the previous group plus one. In the event that 'PDSCH code start' = 'PDSCH code stop' (as may occur when mapping the PDSCH root code to a TFCI (field 2) value) then this is to be interpreted as defining the mapping between the channelisation code and a single TFCI (ie. TFCI(field 2) should not be incremented twice).

Note that each value of TFCI (field 2) maps to a given code number and when the 'multi-code info' parameter is greater than 1, then each value of TFCI (field 2) actually maps to a set of PDSCH codes. In this case contiguous codes are assigned, starting at the channelisation code denoted by the 'code number' parameter and including all codes with code numbers up to and including 'code number' - 1 + the value given in the parameter 'multi-code info'.

Method #2 - Using TFCI range

The mapping is described in terms of a number of groups, each group corresponding to a given PDSCH channelisation code. The PDSCH code specified in the first group applies for all values of TFCI(field 2) between 0 and the specified 'Max TFCI(field2)'. The PDSCH code specified in the second group applies for all values of TFCI(field 2) between the 'Max TFCI(field2) value' specified in the last group plus one and the specified 'Max TFCI(field2)' in the second group. The process continues in the same way for the following groups with the TFCI(field 2) value starting at the largest value reached in the previous group plus one.

Method #3 - Explicit

The mapping between TFCI(field 2) value and PDSCH channelisation code is spelt out explicitly for each value of TFCI (field2).

Information Element/Group name	Presence	Range	IE type and reference	Semantics description
DL Scrambling Code	M		INTEGER (0..15)	Scrambling code on which PDSCH is transmitted. 0= Primary scrambling code of the cell 1...15 = Secondary scrambling code

<i>Choice signalling method</i>				
<i>>code range</i>				
>>PDSCH code mapping		1 to <MaxNoCodeGroups>		
>>Spreading factor	M		Enumerated(4, 8, 16, 32, 64, 128, 256)	
>>multi-code info	M		Integer(1..16)	This parameter indicates the number of PDSCH transmitted to the UE. The PDSCH codes all have the same SF as denoted by the Spreading factor parameter. Contiguous codes are assigned, starting at the channelisation code denoted by the spreading factor and code number parameter and including all codes, with code numbers up to and including 'code number' - 1 + 'multi-code info'. Note that 'code number'-1+'multi-code info' will not be allowed to exceed 'maxCodeNumComp'-1
>>Code number	M		Integer(0..maxCodeNumComp-1)	PDSCH code start, Numbering as described in [16]
>>Code number	M		Integer(0..maxCodeNumComp-1)	PDSCH code stop, Numbering as described in [16]
<i>>TFCI range</i>				
>>DSCH mapping		1 to <MaxNoTFCIGroups>		
>>>Max TFCI(field2) value	M		Integer(1..1023)	This is the maximum value in the range of TFCI(field 2) values for which the specified PDSCH code applies
>>>Spreading factor	M		Enumerated(4, 8, 16, 32, 64, 128, 256)	SF of PDSCH code
>>>multi-code info	M		Integer(1..16)	Semantics as described for this parameter above
>>>Code number	M		Integer(0..maxCodeNumComp-1)	Code number of PDSCH code. Numbering as described in [16]
<i>>Explicit</i>				
>>>PDSCH code		1 to MaxTFCI_2_Combs		The first instance of the parameter PDSCH code corresponds to TFCI (field2) = 0, the second to TFCI(field 2) = 1 and so on.
>>>>Spreading factor	M		Enumerated(4, 8, 16, 32, 64, 128, 256)	SF of PDSCH code
>>>>multi-code info	M		Integer(1..16)	Semantics as described for this parameter above
>>>>Code number	M		Integer(0..maxCodeNumComp-1)	Code number of PDSCH code. Numbering as described in [16]

Range Bound	Explanation
MaxCodeNumComp	Maximum number of codes at the defined spreading factor, within the complete code tree.
MaxTFCI_2_Combs	Maximum number of TFCI (field 2) combinations (given by 2 raised to the power of the length of the TFCI field 2)
MaxNoTFCIGroups	Maximum number of groups, each group described in terms of a range of TFCI(field 2) values for which a single PDSCH code applies.
MaxNoCodeGroups	Maximum number of groups, each group described in terms of a range of PDSCH channelisation code values for which a single spreading factor applies.

9.2.2.28 Power Adjustment Type

Defines the characteristic of the power adjustment.

IE/Group Name	Presence	Range	IE type and reference	Semantics description
Power Adjustment Type			ENUMERATED (None, Common, Individual)	

9.2.2.29 Power Control Mode (PCM)

Void.

9.2.2.30 Power Offset

This IE defines a power offset respect the Downlink transmission power of a DPCH.

IE/Group Name	Presence	Range	IE type and reference	Semantics description
Power Offset			INTEGER (0...24)	Unit dB, Step 0.25 dB, range 0-6 dB

9.2.2.31 Power Resume Mode (PRM)

Void.

9.2.2.31A Preamble Signatures

This IE gives the preamble signatures allowed for a PRACH.

IE/Group Name	Presence	Range	IE type and reference	Semantics description
Preamble Signatures			BIT STRING (16)	Bit 0=P0 Bit 1=P1 .. Bit 15=P15 See ref. [21].

9.2.2.32 Primary CPICH Ec/No

Energy per chip divided by the power density per band measured on the Primary CPICH by the terminal.

IE/Group Name	Presence	Range	IE type and reference	Semantics description
Primary CPICH Ec/No			INTEGER (-30...+30)	Unit dB, step 1 dB

9.2.2.33 Propagation Delay (PD)

Propagation delay is the one-way propagation delay of the radio signal from the UE to the Node B.

IE/Group Name	Presence	Range	IE type and reference	Semantics description
Propagation Delay			INTEGER (0..255)	Chips. Step size is 3 chips. 0=0 chips, 1=3 chips, ...

9.2.2.33A PRACH Minimum Spreading Factor

This IE gives the lowest allowed spreading factor for a PRACH.

IE/Group Name	Presence	Range	IE type and reference	Semantics description
PRACH Minimum Spreading Factor			Enumerated (32,64,128,256,...)	Defines the lowest allowed. See ref. [16].

9.2.2.34 QE-Selector

Void.

9.2.2.34A RACH Sub Channel Numbers

IE/Group Name	Presence	Range	IE type and reference	Semantics description
RACH Sub Channel Numbers			BIT STRING (12)	Bit 0=Sub Channel Number 0 Bit 1=Sub Channel Number 1 ... Bit 11=Sub Channel Number 11

9.2.2.35 RL Set ID

The RL Set ID uniquely identifies one RL Set within a UE Context.

IE/Group Name	Presence	Range	IE type and reference	Semantics description
RL Set ID			INTEGER (0..31)	

9.2.2.35A RSSI

The parameter indicates the RSSI in a cell.

IE/Group Name	Presence	Range	IE type and reference	Semantics description
RSSI			INTEGER(0..621)	According to mapping in [11].

9.2.2.36 S-Field Length

The UE uses the S Field of the UL DPCCH slot to send the SSDD Cell ID to the network.

IE/Group Name	Presence	Range	IE type and reference	Semantics description
S Field Length			ENUMERATED (1, 2,...)	

9.2.2.37 Scrambling Code Change

Void.

9.2.2.37A Scrambling Code Number

IE/Group Name	Presence	Range	IE type and reference	Semantics description
Scrambling Code Number			INTEGER (0..15)	Identification of scrambling code see Ref. [21].

9.2.2.38 Secondary CCPCH Slot Format

Information Element/Group Name	Presence	Range	IE type and reference	Semantics description
Secondary CCPCH Slot Format			INTEGER (0..17,...)	See ref. [8].

9.2.2.39 Slot Number (SN)

Void

9.2.2.40 SSDD Cell Identity

The SSDD Cell Identity is a temporary ID for SSDD assigned to a cell.

IE/Group Name	Presence	Range	IE type and reference	Semantics description
SSDD Cell Identity			ENUMERATED (a, b.., h)	

9.2.2.41 SSDD Cell Identity Length

The SSDD Cell Identity Length parameter shows the length of the SSDD Cell ID.

IE/Group Name	Presence	Range	IE type and reference	Semantics description
SSDD Cell Identity Length			ENUMERATED (Short, Medium, Long)	

9.2.2.42 SSDD Indication

The SSDD Indication indicates whether SSDD is in use by the UE or not.

IE/Group Name	Presence	Range	IE type and reference	Semantics description
SSDT Indication			ENUMERATED(SSDT Active in the UE, SSDT not Active in the UE)	

9.2.2.43 SSDT Support Indicator

The SSDT Support Indicator indicates whether a RL supports SSDT or not.

IE/Group Name	Presence	Range	IE type and reference	Semantics description
SSDT Support Indicator			ENUMERATED (SSDT Supported, SSDT not supported).	

9.2.2.44 STTD Indicator

Indicates if STTD is active or not.

IE/Group Name	Presence	Range	IE type and reference	Semantics description
STTD Indicator			ENUMERATED(active, inactive)	

9.2.2.45 STTD Support Indicator

The STTD Support Indicator indicates whether the STTD can be applied to DL DPCH in the cell or not.

IE/Group Name	Presence	Range	IE type and reference	Semantics description
STTD Support Indicator			ENUMERATED (STTD Supported, STTD not Supported).	

9.2.2.46 TFCI Signalling Mode

This parameter indicates if the normal or split mode is used for the TFCI.

IE/Group Name	Presence	Range	IE type and reference	Semantics description
TFCI Signalling Mode			ENUMERATED (Normal, Split)	

9.2.2.47 Transmission Gap Distance (TGD)

Void.

9.2.2.47A Transmission Gap Pattern Sequence Information

Defines the parameters for the compressed mode gap pattern sequence. For details see [16].

IE/Group Name	Presence	Range	IE type and reference	Semantics description
Transmission gap pattern sequence Information		1 to <MaxTGPS>		
>TGPSI Identifier	M		Integer(1..<MaxTGPS>)	Transmission Gap Pattern Sequence Identifier Establish a reference to the compressed mode pattern sequence. Up to <MaxTGPS> simultaneous compressed mode pattern sequences can be used.
>TGSN	M		Integer (0..14)	Transmission Gap Starting Slot Number The slot number of the first transmission gap slot within the TGCFN.
>TGL1	M		Integer(1..14)	The length of the first Transmission Gap within the transmission gap pattern expressed in number of slots.
>TGL2	O		Integer (1..14)	The length of the second Transmission Gap within the transmission gap pattern. If omitted, then TGL2=TGL1.
>TGD	M		Integer (0, 15.. 269)	Transmission gap distance indicates the number of slots between the starting slots of two consecutive transmission gaps within a transmission gappattern. If there is only one transmission gap in the transmission gap pattern, this parameter shall be set to 0 (0 =undefined).
>TGPL1	M		Integer (1..144,...)	The duration of transmission gap pattern 1 in frames.
>TGPL2	O		Integer (1..144,...)	The duration of transmission gap pattern 2 in frames. If omitted, then TGPL2=TGPL1.
>UL/DL mode	M		Enumerated (UL only, DL only, UL/DL)	Defines whether only DL, only UL, or combined UL/DL compressed mode is used.
>Downlink compressed mode method	C-DL		Enumerated (puncturing, SF/2, higher layer scheduling, ...)	Method for generating downlink compressed mode gap None means that compressed mode pattern is stopped.
>Uplink compressed mode method	C-UL		Enumerated (SF/2, higher layer scheduling, ...)	Method for generating uplink compressed mode gap.
>Downlink frame type	M		Enumerated (A, B)	Defines if frame type 'A' or 'B' shall be used in downlink compressed mode.
>DeltaSIR1	M		Integer (0..30)	Delta in UL SIR target value to be set in the DRNS during the compressed frames corresponding to the first transmission gap in the transmission gap pattern (without including the effect of the bit-rate increase) Step 0.1 dB, Range 0-3dB

>DeltaSIRafter1	M		Integer (0..30)	Delta in UL SIR target value to be set in the DRNS one frame after the compressed frames corresponding to the first transmission gap in the transmission gap pattern, Step 0.1 dB, Range 0-3dB
>DeltaSIR2	O		Integer (0..30)	Delta in UL SIR target value to be set in the DRNS during the compressed frames corresponding to the second transmission gap in the transmission gap pattern (without including the effect of the bit-rate increase) When omitted, DeltaSIR2 = DeltaSIR1. Step 0.1 dB, Range 0-3dB
>DeltaSIRafter2	O		Integer (0..30)	Delta in UL SIR target value to be set in the DRNS one frame after the compressed frames corresponding to the second transmission gap in the transmission gap pattern. When omitted, DeltaSIRafter2 = DeltaSIRafter1. Step 0.1 dB, Range 0-3dB

Condition	Explanation
C-UL	This information element is only sent when the value of the "UL/DL mode" IE is "UL only" or "UL/DL".
C-DL	This information element is only sent when the value of the "UL/DL mode" IE is "DL only" or "UL/DL".

Range bound	Explanation
MaxTGPS	Maximum number of transmission gap pattern sequences. Value 6.

9.2.2.47B Transmission Gap Pattern Sequence Information Response

This IE indicates whether the alternative scrambling code can be used for the Downlink compressed mode method or not in the Transmission Gap Pattern Sequence. For details see [16].

IE/Group Name	Presence	Range	IE type and reference	Semantics description
Scrambling code change			Enumerated (code change, no code change)	Indicates whether the alternative scrambling code is used for compressed mode method 'SF/2'.

9.2.2.48 Transmit Diversity Indicator

IE/Group Name	Presence	Range	IE type and reference	Semantics description
Transmit Diversity Indicator			ENUMERATED (active, inactive)	

The Transmit Diversity Indicator indicates whether Transmit Diversity shall be active or not.

9.2.2.49 Transmit Gap Length (TGL)

Void

9.2.2.50 Tx Diversity Indicator

The Tx Diversity Indicator indicates if the following conditions are satisfied:

- P-CPICH is broadcast from two antennas
- STTD is applied to P-CCPCH
- TSTD is applied to P-SCH and S-SCH

IE/Group Name	Presence	Range	IE type and reference	Semantics description
Tx Diversity Indicator			ENUMERATED (true, false).	

9.2.2.51 UL/DL Compressed Mode Selection

Void

9.2.2.52 UL DPCCH Slot Format

Indicates the slot format used in DPCCH in UL, according to ref. [8].

IE/Group Name	Presence	Range	IE type and reference	Semantics description
UL DPCCH Slot Format			INTEGER (0..5,...)	

9.2.2.53 UL Scrambling Code

The UL Scrambling Code is the scrambling code used by UE. Every UE has its specific UL Scrambling Code.

IE/Group Name	Presence	Range	IE type and reference	Semantics description
UL scrambling code				
>UL Scrambling Code Number	M		INTEGER (0.. $2^{24}-1$)	
>UL Scrambling Code Length	M		ENUMERATED (Short, Long)	

9.2.2.54 Uplink Delta SIR

Void

9.2.2.55 Uplink Delta SIR After

Void

9.2.3 TDD Specific Parameters

This subclause contains parameters that are specific to TDD.

9.2.3.A Block STTD Indicator

Indicates if Block STTD antenna diversity is applied or not to the PCCPCH.

Information Element/Group Name	Presence	Range	IE type and reference	Semantics description
Block STTD Indicator			ENUMERATED(active, inactive)	

9.2.3.1 Burst Type

Void.

9.2.3.2 CCTrCH ID

The CCTrCH ID identifies unambiguously a CCTrCH inside a Radio Link.

IE/Group Name	Presence	Range	IE type and reference	Semantics description
CCTrCH ID			INTEGER (0..15)	

9.2.3.3 DPCH ID

The DPCH ID identifies unambiguously a DPCH inside a Radio Link.

IE/Group Name	Presence	Range	IE type and reference	Semantics description
DPCH ID			INTEGER (0..239)	

9.2.3.3A Maximum Number of timeslots per frame

Defines the maximum number of timeslots the UE has the capability of receiving or transmitting.

IE/Group Name	Presence	Range	IE type and reference	Semantics description
Maximum Number of Timeslots per frame			INTEGER (1..14)	

9.2.3.3B Maximum number of UL physical channels per timeslot

Defines the maximum number of physical channels per frame that the UE is capable to transmit

IE/Group Name	Presence	Range	IE type and reference	Semantics description
Maximum Number of UL Physical channels per Timeslot			INTEGER (1..2)	

9.2.3.3C Maximum number of DL physical channels per frame

Defines the maximum number of physical channels per frame that the UE is capable to receive.

IE/Group Name	Presence	Range	IE type and reference	Semantics description
Maximum Number of DL Physical channels per Frame			INTEGER (1..224)	

9.2.3.4 Midamble Shift and Burst Type

This information element indicates burst type and midamble allocation.

Three different midamble allocation schemes exist:

Default midamble: the midamble shift is selected by layer 1 depending on the associated channelisation code (DL and UL)

Common midamble: the midamble shift is chosen by layer 1 depending on the number of channelisation codes (possible in DL only)

UE specific midamble: a UE specific midamble is explicitly assigned (DL and UL)

IE/Group Name	Presence	Range	IE type and reference	Semantics description
CHOICE Burst Type				
>Type 1				
>>Midamble Allocation Mode	M		Enumerated (Default midamble, Common midamble, UE specific midamble)	
>>Midamble Shift	C-UE		Integer(0..15)	
>Type 2				
>>Midamble Allocation Mode	M		Enumerated (Default midamble, Common midamble, UE specific midamble)	
>>Midamble Shift			INTEGER (0..15)	
>Type 3				UL only
>>Midamble Allocation Mode	M		Enumerated (Default midamble, UE specific midamble)	
>>Midamble Shift	C-UE		Integer(0..15)	
>...				

Condition	Explanation
C-UE	This information element is only sent when the value of the "Midamble Allocation Mode" IE is "UE-specific midamble".

9.2.3.4A Minimum Spreading Factor

Defines the minimum spreading factor the UE has the capability of receiving or transmitting.

IE/Group Name	Presence	Range	IE type and reference	Semantics description
Minimum Spreading Factor			INTEGER (1..16)	

9.2.3.5 Primary CCPCH RSCP

Received Signal Code Power is the received power on PCCPCH of the target cell after despreading. The reference point for the RSCP is the antenna connector at the UE, see ref. [14].

IE/Group Name	Presence	Range	IE type and reference	Semantics description
Primary CCPCH RSCP			INTEGER (0..91)	According to mapping in in ref. [14].

9.2.3.5A PRACH Midamble

IE/Group Name	Presence	Range	IE type and reference	Semantics description
PRACH Midamble			ENUMERATED (Inverted, Direct)	

9.2.3.5B RB Identity

The RB Identity is the identifier of a radio bearer. It is unique for each active Radio bearer among the active radio bearers simultaneously allocated for the same UE.

IE/Group Name	Presence	Range	IE type and reference	Semantics description
RB Identity			INTEGER (0..31)	In line with [16], ch. 10.3.4.11

9.2.3.6 Repetition Length

The Repetition Length represents the number of consecutive Radio Frames inside a Repetition Period in which the same Time Slot is assigned to the same Physical Channel see [16].

IE/Group Name	Presence	Range	IE type and reference	Semantics description
Repetition Length			INTEGER(1..63)	

9.2.3.7 Repetition Period

The Repetition Period represents the number of consecutive Radio Frames after which the same assignment scheme of Time Slots to a Physical Channel is repeated. This means that if the Time Slot K is assigned to a physical channel in the Radio Frame J , it is assigned to the same physical channel also in all the Radio Frames $J+n*Repetition\ Period$ (where n is an integer) see [16].

IE/Group Name	Presence	Range	IE type and reference	Semantics description
Repetition Period			ENUMERATED (1,2,4,8,16,32,64)	

9.2.3.8 TDD Channelisation Code

The Channelisation Code Number indicates which Channelisation Code is used for a given Physical Channel. In TDD the Channelisation Code is an Orthogonal Variable Spreading Factor code, that can have a spreading factor of 1, 2, 4, 8 or 16.

IE/Group Name	Presence	Range	IE type and reference	Semantics description
TDD Channelisation Code			ENUMERATED ((1/1), (2/1), (2/2), (4/1),...(4/4), (8/1), (8/8), (16/1)... (16/16),...)	

9.2.3.8A TDD DPCH Offset

The Offset represents the phase information for the allocation of a group of dedicated physical channels. The first range is used when a starting offset is not required and the TDD Physical channel offset for each DPCH in the CCTrCH shall be directly determined from the TDD DPCH Offset. The second range is used when a starting offset is required. The TDD DPCH Offset shall map to the CFN and the TDD Physical Channel Offset for each DPCH in this CCTrCH shall be calculated by TDD DPCH Offset *mod* Repetition period, see [16].

IE/Group Name	Presence	Range	IE type and reference	Semantics description
TDD DPCH Offset			CHOICE INTEGER (0..63) or INTEGER (0..255)	

9.2.3.9 TDD Physical Channel Offset

The TDD Physical Channel Offset represents the phase information for the allocation of a non DPCH physical channel. (CFN *mod* Repetition Period = TDD Physical Channel Offset) see [16].

IE/Group Name	Presence	Range	IE type and reference	Semantics description
TDD Physical Channel Offset			INTEGER (0..63)	

9.2.3.10 TDD TPC Downlink Step Size

This parameter indicates step size for the DL power adjustment.

IE/Group Name	Presence	Range	IE type and reference	Semantics description
TDD TPC Downlink step size			ENUMERATED (1, 2, 3,...)	

9.2.3.11 TFCI Coding

The TFCI Coding describes how the TFCI bits are coded. By default 1 TFCI bit is coded with 4 bits, 2 TFCI bits are coded with 8 bits, 3-5 TFCI bits are coded with 16 bits and 6-10 TFCI bits are coded with 32 bits.

IE/Group Name	Presence	Range	IE type and reference	Semantics description
TFCI Coding	M		Enumerated (4, 8, 16, 32,...)	

9.2.3.12 DL Timeslot ISCP

DL Timeslot ISCP is the measured interference in a downlink timeslot at the UE, see ref. [14].

IE/Group Name	Presence	Range	IE type and reference	Semantics description
DL Timeslot ISCP			INTEGER (0..91)	According to mapping in [24].

9.2.3.12A Timing Adjustment Required

Defines the need for the UE to adjust its timing when entering a particular cell.

IE/Group Name	Presence	Range	IE type and reference	Semantics description
Timing Adjustment Required			ENUMERATED (NoAdjustment, AdjustmentNecessary)	

9.2.3.13 Transport Format Management

Defines whether the cell transmits the transport format information via broadcast or whether the transport format information is transmitted to the UE using dedicated RRC procedures

IE/Group Name	Presence	Range	IE type and reference	Semantics description
Transport Format Management			ENUMERATED (Cell Based, UE Based,...)	

9.2.3.13A UL Timeslot ISCP

UL Timeslot ISCP is the measured interference in an uplink timeslot at the DRNS, see ref. [14].

IE/Group Name	Presence	Range	IE type and reference	Semantics description
UL Timeslot ISCP			INTEGER (0..81)	According to mapping in [14].

9.2.3.14 USCH ID

The USCH ID is the identifier of an uplink shared channel. It is unique among the USCHs simultaneously allocated for the same UE.

IE/Group Name	Presence	Range	IE type and reference	Semantics description
USCH ID			INTEGER (0..255)	

9.3 Message and Information element abstract syntax (with ASN.1)

9.3.0 General

Section 9.3 presents the Abstract Syntax of RNSAP protocol with ASN.1. In case there is contradiction between the ASN.1 definition in this section and the tabular format in sections 9.1 and 9.2, the ASN.1 shall take precedence, except for the definition of conditions for the presence of conditional elements, where the tabular format shall take precedence.

The ASN.1 definition specifies the structure and content of RNSAP messages. RNSAP messages can contain any IEs specified in the object set definitions for that message without the order or number of occurrence being restricted by ASN.1. However, for this version of the standard, a sending entity shall construct a RNSAP message according to the PDU definitions module and with the following additional rules (Note that in the following IE means an IE in the object set with an explicit id. If one IE needed to appear more than once in one object set, then the different occurrences have different IE ids):

- IEs shall be ordered (in an IE container) in the order they appear in object set definitions.
- Object set definitions specify how many times IEs may appear. An IE shall appear exactly once if the presence field in an object has value "mandatory". An IE may appear at most once if the presence field in an object has value "optional" or "conditional". If in a tabular format there is multiplicity specified for an IE (i.e. an IE list) then in the corresponding ASN.1 definition the list definition is separated into two parts. The first part defines an IE container list where the list elements reside. The second part defines list elements. The IE container list appears as an IE of its own. For this version of the standard an IE container list may contain only one kind of list elements.

If a RNSAP message that is not constructed as defined above is received, this shall be considered as Abstract Syntax Error, and the message shall be handled as defined for Abstract Syntax Error in section 10.3.7.

9.3.1 Usage of Private Message Mechanism for non-standard use

The private message mechanism for non-standard use may be used:

- for special operator (and/or vendor) specific features considered not to be part of the basic functionality, i.e. the functionality required for a complete and high-quality specification in order to guarantee multivendor inter-operability.
- by vendors for research purposes, e.g. to implement and evaluate new algorithms/features before such features are proposed for standardisation.

The private message mechanism shall not be used for basic functionality. Such functionality shall be standardised.

9.3.2 Elementary Procedure Definitions

```
-- *****
--
-- Elementary Procedure definitions
```

```
--
-- *****
RNSAP-PDU-Descriptions {
itu-t (0) identified-organization (4) etsi (0) mobileDomain (0)
umts-Access (20) modules (3) rnsap (1) version1 (1) rnsap-PDU-Descriptions (0) }

DEFINITIONS AUTOMATIC TAGS ::=

BEGIN

-- *****
--
-- IE parameter types from other modules.
--
-- *****

IMPORTS
    Criticality,
    ProcedureID,
    TransactionID
FROM RNSAP-CommonDataTypes

    CommonTransportChannelResourcesFailure,
    CommonTransportChannelResourcesRequest,
    CommonTransportChannelResourcesReleaseRequest,
    CommonTransportChannelResourcesResponseFDD,
    CommonTransportChannelResourcesResponseTDD,
    CompressedModeCommand,
    DedicatedMeasurementFailureIndication,
    DedicatedMeasurementInitiationFailure,
    DedicatedMeasurementInitiationRequest,
    DedicatedMeasurementInitiationResponse,
    DedicatedMeasurementReport,
    DedicatedMeasurementTerminationRequest,
    DL-PowerControlRequest,
    DownlinkSignallingTransferRequest,
    ErrorIndication,
    PagingRequest,
    PhysicalChannelReconfigurationCommand,
    PhysicalChannelReconfigurationFailure,
    PhysicalChannelReconfigurationRequestFDD,
    PhysicalChannelReconfigurationRequestTDD,
    PrivateMessage,
    RadioLinkAdditionFailureFDD,
    RadioLinkAdditionFailureTDD,
    RadioLinkAdditionRequestFDD,
    RadioLinkAdditionRequestTDD,
    RadioLinkAdditionResponseFDD,
    RadioLinkAdditionResponseTDD,
    RadioLinkDeletionRequest,
```

RadioLinkDeletionResponse,
RadioLinkFailureIndication,
RadioLinkReconfigurationCancel,
RadioLinkReconfigurationCommit,
RadioLinkReconfigurationFailure,
RadioLinkReconfigurationPrepareFDD,
RadioLinkReconfigurationPrepareTDD,
RadioLinkReconfigurationReadyFDD,
RadioLinkReconfigurationReadyTDD,
RadioLinkReconfigurationRequestFDD,
RadioLinkReconfigurationRequestTDD,
RadioLinkReconfigurationResponse,
RadioLinkRestoreIndication,
RadioLinkSetupFailureFDD,
RadioLinkSetupFailureTDD,
RadioLinkSetupRequestFDD,
RadioLinkSetupRequestTDD,
RadioLinkSetupResponseFDD,
RadioLinkSetupResponseTDD,
RelocationCommit,
UplinkSignallingTransferIndicationFDD,
UplinkSignallingTransferIndicationTDD
FROM RNSAP-PDU-Contents

id-commonTransportChannelResourcesInitiationFDD,
id-commonTransportChannelResourcesInitiationTDD,
id-commonTransportChannelResourcesRelease,
id-compressedModeCommandFDD,
id-downlinkPowerControl,
id-downlinkSignallingTransfer,
id-errorIndication,
id-measurementFailure,
id-measurementInitiation,
id-measurementReporting,
id-measurementTermination,
id-pagingRequest,
id-physicalChannelReconfiguration,
id-privateMessage,
id-radioLinkAddition,
id-radioLinkDeletion,
id-radioLinkFailure,
id-radioLinkRestoration,
id-radioLinkSetup,
id-srnsRelocationCommit,
id-synchronisedRadioLinkReconfigurationCancellation,
id-synchronisedRadioLinkReconfigurationCommit,
id-synchronisedRadioLinkReconfigurationPrepare,
id-unsynchronisedRadioLinkReconfiguration,
id-uplinkSignallingTransferFDD,
id-uplinkSignallingTransferTDD
FROM RNSAP-Constants;

```

-- *****
--
-- Interface Elementary Procedure Class
--
-- *****

RNSAP-ELEMENTARY-PROCEDURE ::= CLASS {
    &InitiatingMessage          ,
    &SuccessfulOutcome          OPTIONAL,
    &UnsuccessfulOutcome        OPTIONAL,
    &Outcome                    OPTIONAL,
    &procedureID                ProcedureID    UNIQUE,
    &criticality                Criticality    DEFAULT ignore
}
WITH SYNTAX {
    INITIATING MESSAGE          &InitiatingMessage
    [SUCCESSFUL OUTCOME        &SuccessfulOutcome]
    [UNSUCCESSFUL OUTCOME      &UnsuccessfulOutcome]
    [OUTCOME                   &Outcome]
    PROCEDURE ID               &procedureID
    [CRITICALITY               &criticality]
}

-- *****
--
-- Interface PDU Definition
--
-- *****

RNSAP-PDU ::= CHOICE {
    initiatingMessage    InitiatingMessage,
    succesfulOutcome     SuccessfulOutcome,
    unsuccessfulOutcome  UnsuccessfulOutcome,
    outcome              Outcome,
    ...
}

InitiatingMessage ::= SEQUENCE {
    procedureID RNSAP-ELEMENTARY-PROCEDURE.&procedureID    ( {RNSAP-ELEMENTARY-PROCEDURES} ),
    criticality RNSAP-ELEMENTARY-PROCEDURE.&criticality      ( {RNSAP-ELEMENTARY-PROCEDURES} {@procedureID} ),
    transactionID TransactionID,
    value       RNSAP-ELEMENTARY-PROCEDURE.&InitiatingMessage ( {RNSAP-ELEMENTARY-PROCEDURES} {@procedureID} )
}

SuccessfulOutcome ::= SEQUENCE {
    procedureID RNSAP-ELEMENTARY-PROCEDURE.&procedureID    ( {RNSAP-ELEMENTARY-PROCEDURES} ),
    criticality RNSAP-ELEMENTARY-PROCEDURE.&criticality      ( {RNSAP-ELEMENTARY-PROCEDURES} {@procedureID} ),
    transactionID TransactionID,
    value       RNSAP-ELEMENTARY-PROCEDURE.&SuccessfulOutcome ( {RNSAP-ELEMENTARY-PROCEDURES} {@procedureID} )
}

```

```

UnsuccessfulOutcome ::= SEQUENCE {
    procedureID RNSAP-ELEMENTARY-PROCEDURE.&procedureID      ({RNSAP-ELEMENTARY-PROCEDURES}),
    criticality RNSAP-ELEMENTARY-PROCEDURE.&criticality      ({RNSAP-ELEMENTARY-PROCEDURES}@procedureID),
    transactionID TransactionID,
    value       RNSAP-ELEMENTARY-PROCEDURE.&UnsuccessfulOutcome ({RNSAP-ELEMENTARY-PROCEDURES}@procedureID)
}

Outcome ::= SEQUENCE {
    procedureID RNSAP-ELEMENTARY-PROCEDURE.&procedureID      ({RNSAP-ELEMENTARY-PROCEDURES}),
    criticality RNSAP-ELEMENTARY-PROCEDURE.&criticality      ({RNSAP-ELEMENTARY-PROCEDURES}@procedureID),
    transactionID TransactionID,
    value       RNSAP-ELEMENTARY-PROCEDURE.&Outcome          ({RNSAP-ELEMENTARY-PROCEDURES}@procedureID)
}

-- *****
--
-- Interface Elementary Procedure List
--
-- *****

RNSAP-ELEMENTARY-PROCEDURES RNSAP-ELEMENTARY-PROCEDURE ::= {
    RNSAP-ELEMENTARY-PROCEDURES-CLASS-1 |
    RNSAP-ELEMENTARY-PROCEDURES-CLASS-2 |
    RNSAP-ELEMENTARY-PROCEDURES-CLASS-3 ,
    ...
}

RNSAP-ELEMENTARY-PROCEDURES-CLASS-1 RNSAP-ELEMENTARY-PROCEDURE ::= {
    radioLinkSetupFDD |
    radioLinkSetupTDD |
    radioLinkAdditionFDD |
    radioLinkAdditionTDD |
    radioLinkDeletion |
    synchronisedRadioLinkReconfigurationPreparationFDD |
    synchronisedRadioLinkReconfigurationPreparationTDD |
    unSynchronisedRadioLinkReconfigurationFDD |
    unSynchronisedRadioLinkReconfigurationTDD |
    physicalChannelReconfigurationFDD |
    physicalChannelReconfigurationTDD |
    measurementInitiation |
    commonTransportChannelResourcesInitiationFDD |
    commonTransportChannelResourcesInitiationTDD ,
    ...
}

RNSAP-ELEMENTARY-PROCEDURES-CLASS-2 RNSAP-ELEMENTARY-PROCEDURE ::= {
    uplinkSignallingTransferFDD |
    uplinkSignallingTransferTDD |
    downlinkSignallingTransfer |
    srnsRelocationCommit |

```

```

    paging
    synchronisedRadioLinkReconfigurationCommit
    synchronisedRadioLinkReconfigurationCancellation
    radioLinkFailure
    radioLinkRestoration
    measurementReporting
    measurementTermination
    measurementFailure
    downlinkPowerControlFDD
    compressedModeCommandFDD
    commonTransportChannelResourcesRelease
    errorIndication
    privateMessage
    ...
}

RNSAP-ELEMENTARY-PROCEDURES-CLASS-3 RNSAP-ELEMENTARY-PROCEDURE ::= {
    ...
}

-- *****
--
-- Interface Elementary Procedures
--
-- *****

radioLinkSetupFDD RNSAP-ELEMENTARY-PROCEDURE ::= {
    INITIATING MESSAGE  RadioLinkSetupRequestFDD
    SUCCESSFUL OUTCOME  RadioLinkSetupResponseFDD
    UNSUCCESSFUL OUTCOME RadioLinkSetupFailureFDD
    PROCEDURE ID        { procedureCode id-radioLinkSetup, ddMode fdd }
    CRITICALITY         reject
}

radioLinkSetupTDD RNSAP-ELEMENTARY-PROCEDURE ::= {
    INITIATING MESSAGE  RadioLinkSetupRequestTDD
    SUCCESSFUL OUTCOME  RadioLinkSetupResponseTDD
    UNSUCCESSFUL OUTCOME RadioLinkSetupFailureTDD
    PROCEDURE ID        { procedureCode id-radioLinkSetup, ddMode tdd }
    CRITICALITY         reject
}

radioLinkAdditionFDD RNSAP-ELEMENTARY-PROCEDURE ::= {
    INITIATING MESSAGE  RadioLinkAdditionRequestFDD
    SUCCESSFUL OUTCOME  RadioLinkAdditionResponseFDD
    UNSUCCESSFUL OUTCOME RadioLinkAdditionFailureFDD
    PROCEDURE ID        { procedureCode id-radioLinkAddition , ddMode fdd }
    CRITICALITY         reject
}

radioLinkAdditionTDD RNSAP-ELEMENTARY-PROCEDURE ::= {

```

```
INITIATING MESSAGE  RadioLinkAdditionRequestTDD
SUCCESSFUL OUTCOME  RadioLinkAdditionResponseTDD
UNSUCCESSFUL OUTCOME RadioLinkAdditionFailureTDD
PROCEDURE ID       { procedureCode id-radioLinkAddition , ddMode tdd }
CRITICALITY        reject
}

radioLinkDeletion RNSAP-ELEMENTARY-PROCEDURE ::= {
  INITIATING MESSAGE  RadioLinkDeletionRequest
  SUCCESSFUL OUTCOME  RadioLinkDeletionResponse
  PROCEDURE ID       { procedureCode id-radioLinkDeletion, ddMode common }
  CRITICALITY        reject
}

synchronisedRadioLinkReconfigurationPreparationFDD RNSAP-ELEMENTARY-PROCEDURE ::= {
  INITIATING MESSAGE  RadioLinkReconfigurationPrepareFDD
  SUCCESSFUL OUTCOME  RadioLinkReconfigurationReadyFDD
  UNSUCCESSFUL OUTCOME RadioLinkReconfigurationFailure
  PROCEDURE ID       { procedureCode id-synchronisedRadioLinkReconfigurationPrepare, ddMode fdd }
  CRITICALITY        reject
}

synchronisedRadioLinkReconfigurationPreparationTDD RNSAP-ELEMENTARY-PROCEDURE ::= {
  INITIATING MESSAGE  RadioLinkReconfigurationPrepareTDD
  SUCCESSFUL OUTCOME  RadioLinkReconfigurationReadyTDD
  UNSUCCESSFUL OUTCOME RadioLinkReconfigurationFailure
  PROCEDURE ID       { procedureCode id-synchronisedRadioLinkReconfigurationPrepare, ddMode tdd }
  CRITICALITY        reject
}

unSynchronisedRadioLinkReconfigurationFDD RNSAP-ELEMENTARY-PROCEDURE ::= {
  INITIATING MESSAGE  RadioLinkReconfigurationRequestFDD
  SUCCESSFUL OUTCOME  RadioLinkReconfigurationResponse
  UNSUCCESSFUL OUTCOME RadioLinkReconfigurationFailure
  PROCEDURE ID       { procedureCode id-unSynchronisedRadioLinkReconfiguration, ddMode fdd }
  CRITICALITY        reject
}

unSynchronisedRadioLinkReconfigurationTDD RNSAP-ELEMENTARY-PROCEDURE ::= {
  INITIATING MESSAGE  RadioLinkReconfigurationRequestTDD
  SUCCESSFUL OUTCOME  RadioLinkReconfigurationResponse
  UNSUCCESSFUL OUTCOME RadioLinkReconfigurationFailure
  PROCEDURE ID       { procedureCode id-unSynchronisedRadioLinkReconfiguration, ddMode tdd }
  CRITICALITY        reject
}

physicalChannelReconfigurationFDD RNSAP-ELEMENTARY-PROCEDURE ::= {
  INITIATING MESSAGE  PhysicalChannelReconfigurationRequestFDD
  SUCCESSFUL OUTCOME  PhysicalChannelReconfigurationCommand
  UNSUCCESSFUL OUTCOME PhysicalChannelReconfigurationFailure
  PROCEDURE ID       { procedureCode id-physicalChannelReconfiguration, ddMode fdd }
```



```
    CRITICALITY    reject
  }

physicalChannelReconfigurationTDD RNSAP-ELEMENTARY-PROCEDURE ::= {
  INITIATING MESSAGE  PhysicalChannelReconfigurationRequestTDD
  SUCCESSFUL OUTCOME  PhysicalChannelReconfigurationCommand
  UNSUCCESSFUL OUTCOME PhysicalChannelReconfigurationFailure
  PROCEDURE ID       { procedureCode id-physicalChannelReconfiguration, ddMode tdd }
  CRITICALITY        reject
}

measurementInitiation RNSAP-ELEMENTARY-PROCEDURE ::= {
  INITIATING MESSAGE  DedicatedMeasurementInitiationRequest
  SUCCESSFUL OUTCOME  DedicatedMeasurementInitiationResponse
  UNSUCCESSFUL OUTCOME DedicatedMeasurementInitiationFailure
  PROCEDURE ID       { procedureCode id-measurementInitiation, ddMode common }
  CRITICALITY        reject
}

commonTransportChannelResourcesInitiationFDD RNSAP-ELEMENTARY-PROCEDURE ::= {
  INITIATING MESSAGE  CommonTransportChannelResourcesRequest
  SUCCESSFUL OUTCOME  CommonTransportChannelResourcesResponseFDD
  UNSUCCESSFUL OUTCOME CommonTransportChannelResourcesFailure
  PROCEDURE ID       { procedureCode id-commonTransportChannelResourcesInitiationFDD, ddMode common }
  CRITICALITY        reject
}

commonTransportChannelResourcesInitiationTDD RNSAP-ELEMENTARY-PROCEDURE ::= {
  INITIATING MESSAGE  CommonTransportChannelResourcesRequest
  SUCCESSFUL OUTCOME  CommonTransportChannelResourcesResponseTDD
  UNSUCCESSFUL OUTCOME CommonTransportChannelResourcesFailure
  PROCEDURE ID       { procedureCode id-commonTransportChannelResourcesInitiationTDD, ddMode tdd }
  CRITICALITY        reject
}

uplinkSignallingTransferFDD RNSAP-ELEMENTARY-PROCEDURE ::= {
  INITIATING MESSAGE  UplinkSignallingTransferIndicationFDD
  PROCEDURE ID       { procedureCode id-uplinkSignallingTransferFDD, ddMode fdd }
  CRITICALITY        ignore
}

uplinkSignallingTransferTDD RNSAP-ELEMENTARY-PROCEDURE ::= {
  INITIATING MESSAGE  UplinkSignallingTransferIndicationTDD
  PROCEDURE ID       { procedureCode id-uplinkSignallingTransferTDD, ddMode tdd }
  CRITICALITY        ignore
}

downlinkSignallingTransfer RNSAP-ELEMENTARY-PROCEDURE ::= {
  INITIATING MESSAGE  DownlinkSignallingTransferRequest
  PROCEDURE ID       { procedureCode id-downlinkSignallingTransfer, ddMode common }
  CRITICALITY        ignore
}
```

```
}

srnsRelocationCommit RNSAP-ELEMENTARY-PROCEDURE ::= {
  INITIATING MESSAGE RelocationCommit
  PROCEDURE ID       { procedureCode id-srnsRelocationCommit, ddMode common }
  CRITICALITY       ignore
}

paging RNSAP-ELEMENTARY-PROCEDURE ::= {
  INITIATING MESSAGE PagingRequest
  PROCEDURE ID       { procedureCode id-pagingRequest, ddMode common }
  CRITICALITY       ignore
}

synchronisedRadioLinkReconfigurationCommit RNSAP-ELEMENTARY-PROCEDURE ::= {
  INITIATING MESSAGE RadioLinkReconfigurationCommit
  PROCEDURE ID       { procedureCode id-synchronisedRadioLinkReconfigurationCommit, ddMode common }
  CRITICALITY       ignore
}

synchronisedRadioLinkReconfigurationCancellation RNSAP-ELEMENTARY-PROCEDURE ::= {
  INITIATING MESSAGE RadioLinkReconfigurationCancel
  PROCEDURE ID       { procedureCode id-synchronisedRadioLinkReconfigurationCancellation, ddMode common }
  CRITICALITY       ignore
}

radioLinkFailure RNSAP-ELEMENTARY-PROCEDURE ::= {
  INITIATING MESSAGE RadioLinkFailureIndication
  PROCEDURE ID       { procedureCode id-radioLinkFailure, ddMode common }
  CRITICALITY       ignore
}

radioLinkRestoration RNSAP-ELEMENTARY-PROCEDURE ::= {
  INITIATING MESSAGE RadioLinkRestoreIndication
  PROCEDURE ID       { procedureCode id-radioLinkRestoration, ddMode common }
  CRITICALITY       ignore
}

measurementReporting RNSAP-ELEMENTARY-PROCEDURE ::= {
  INITIATING MESSAGE DedicatedMeasurementReport
  PROCEDURE ID       { procedureCode id-measurementReporting, ddMode common }
  CRITICALITY       ignore
}

measurementTermination RNSAP-ELEMENTARY-PROCEDURE ::= {
  INITIATING MESSAGE DedicatedMeasurementTerminationRequest
  PROCEDURE ID       { procedureCode id-measurementTermination, ddMode common }
  CRITICALITY       ignore
}

measurementFailure RNSAP-ELEMENTARY-PROCEDURE ::= {
```

```

INITIATING MESSAGE DedicatedMeasurementFailureIndication
PROCEDURE ID        { procedureCode id-measurementFailure, ddMode common }
CRITICALITY         ignore
}

downlinkPowerControlFDD RNSAP-ELEMENTARY-PROCEDURE ::= {
  INITIATING MESSAGE DL-PowerControlRequest
  PROCEDURE ID        { procedureCode id-downlinkPowerControl, ddMode fdd }
  CRITICALITY         ignore
}

compressedModeCommandFDD RNSAP-ELEMENTARY-PROCEDURE ::= {
  INITIATING MESSAGE CompressedModeCommand
  PROCEDURE ID        { procedureCode id-compressedModeCommandFDD, ddMode fdd }
  CRITICALITY         ignore
}

commonTransportChannelResourcesRelease RNSAP-ELEMENTARY-PROCEDURE ::= {
  INITIATING MESSAGE CommonTransportChannelResourcesReleaseRequest
  PROCEDURE ID        { procedureCode id-commonTransportChannelResourcesRelease, ddMode common }
  CRITICALITY         ignore
}

errorIndication RNSAP-ELEMENTARY-PROCEDURE ::= {
  INITIATING MESSAGE ErrorIndication
  PROCEDURE ID        { procedureCode id-errorIndication, ddMode common }
  CRITICALITY         ignore
}

privateMessage RNSAP-ELEMENTARY-PROCEDURE ::= {
  INITIATING MESSAGE PrivateMessage
  PROCEDURE ID        { procedureCode id-privateMessage, ddMode common }
  CRITICALITY         ignore
}

END

```

9.3.3 PDU Definitions

```

-- *****
--
-- PDU definitions for RNSAP.
--
-- *****

RNSAP-PDU-Contents {
itu-t (0) identified-organization (4) etsi (0) mobileDomain (0)
umts-Access (20) modules (3) rnsap (1) version1 (1) rnsap-PDU-Contents (1) }

DEFINITIONS AUTOMATIC TAGS ::=

```

```
BEGIN
-- *****
--
-- IE parameter types from other modules.
--
-- *****

IMPORTS
  Active-Pattern-Sequence-Information,
  AllocationRetentionPriority,
  AllowedQueuingTime,
  BLER,
  Block-STTD-Indicator,
  BindingID,
  C-ID,
  C-RNTI,
  CTrCH-ID,
  CellIndividualOffset,
  CFN,
  ClosedLoopModel-SupportIndicator,
  ClosedLoopMode2-SupportIndicator,
  Closedlooptimingadjustmentmode,
  CN-CS-DomainIdentifier,
  CN-PS-DomainIdentifier,
  Cause,
  CellParameterID,
  ChipOffset,
  CriticalityDiagnostics,
  D-RNTI,
  D-RNTI-ReleaseIndication,
  DCH-ID,
  DL-DPCH-SlotFormat,
  DL-TimeslotISCP,
  DL-Power,
  DL-ScramblingCode,
  DPCHConstantValue,
  DPCH-ID,
  DRACControl,
  DRXCycleLengthCoefficient,
  DedicatedMeasurementType,
  DedicatedMeasurementValue,
  DiversityControlField,
  DiversityMode,
  DSCH-ID,
  FACH-InitialWindowSize,
  SchedulingPriorityIndicator,
  FDD-DL-ChannelisationCodeNumber,
  FDD-S-CCPCH-Offset,
  FDD-TPC-DownlinkStepSize,
```

FirstRLS-Indicator,
FrameHandlingPriority,
FrameOffset,
GA-AccessPointPosition,
GA-Cell,
IB-SG-POS,
IB-SG-REP,
IMSI,
L3-Information,
LimitedPowerIncrease,
MAC-c-sh-SDU-Length,
MaximumAllowedULTxPower,
MaxNrDLPhysicalchannels,
MaxNrOfUL-DPCHs,
MaxNrTimeslots,
MaxNrULPhysicalchannels,
MeasurementFilterCoefficient,
MeasurementID,
MidambleShiftAndBurstType,
MinimumSpreadingFactor,
MinUL-ChannelisationCodeLength,
MultipleURAsIndicator,
MultiplexingPosition,
NrOfDLchannelisationcodes,
PDSCHCodeMapping,
PayloadCRC-PresenceIndicator,
PCCPCH-Power,
PowerAdjustmentType,
PowerOffset,
PRACH-Midamble,
PRACH-MinimumSpreadingFactor,
PreambleSignatures,
PrimaryCCPCH-RSCP,
PrimaryCPICH-EcNo,
PrimaryCPICH-Power,
PrimaryScramblingCode,
PropagationDelay,
PunctureLimit,
QE-Selector,
RACH-SubChannelNumbers,
RANAP-RelocationInformation,
RB-Identity,
RL-ID,
RL-Set-ID,
RNC-ID,
RepetitionLength,
RepetitionPeriod,
ReportCharacteristics,
RSSI,
S-FieldLength,
S-RNTI,

```
SCH-TimeSlot ,
SAI ,
SN ,
SSDT-CellID ,
SSDT-CellID-Length ,
SSDT-Indication ,
SSDT-SupportIndicator ,
STTD-Indicator ,
STTD-SupportIndicator ,
AdjustmentPeriod ,
ScaledAdjustmentRatio ,
MaxAdjustmentStep ,
ScramblingCodeNumber ,
SecondaryCCPCH-SlotFormat ,
SyncCase ,
TDD-ChannelisationCode ,
TDD-DPCHOffset ,
TDD-PhysicalChannelOffset ,
TDD-TPC-DownlinkStepSize ,
TFCI-Coding ,
TFCI-Presence ,
TFCI-SignallingMode ,
TimeSlot ,
TimingAdjustmentRequired ,
ToAWE ,
ToAWS ,
TransmitDiversityIndicator ,
TransportBearerID ,
TransportBearerRequestIndicator ,
TFCS ,

Transmission-Gap-Pattern-Sequence-Information ,
Transmission-Gap-Pattern-Sequence-Information-Response ,
TransportFormatManagement ,
TransportFormatSet ,
TransportLayerAddress ,
TrCH-SrcStatisticsDescr ,
TxDiversityIndicator ,
UARFCN ,
UC-ID ,
UL-DPCCH-SlotFormat ,
UL-SIR ,
UL-FP-Mode ,
UL-ScramblingCode ,
UL-TimeSlotISCP ,
URA-ID ,
USCH-ID
FROM RNSAP-IEs

PrivateIE-Container{ } ,
ProtocolExtensionContainer{ } ,
ProtocolIE-ContainerList{ } ,
```

```
ProtocolIE-ContainerPair{} ,
ProtocolIE-ContainerPairList{} ,
ProtocolIE-Container{} ,
ProtocolIE-Single-Container{} ,
RNSAP-PRIVATE-IES ,
RNSAP-PROTOCOL-EXTENSION ,
RNSAP-PROTOCOL-IES ,
RNSAP-PROTOCOL-IES-PAIR
FROM RNSAP-Containers

maxNoOfDSCHs ,
maxNoOfRB ,
maxNoOfUSCHs ,
maxNrOfCCTrCHs ,
maxNrOfDCHs ,
maxNrOfTS ,
maxNrOfDL-Codes ,
maxNrOfDPCHs ,
maxNrOfMACshSDU-Length ,
maxNrOfRLs ,
maxNrOfRLSets ,
maxNrOfRLs-1 ,
maxNrOfRLs-2 ,
maxNrOfSCCPCHs ,
maxNrOfULTs ,
maxNrOfDLTs ,
maxRNCinURA-1 ,
maxNrOfNeighbouringRNCs ,
maxNrOfFDDNeighboursPerRNC ,
maxNrOfTDDNeighboursPerRNC ,
maxFACHCountPlus1 ,
maxIBSEG ,

id-Active-Pattern-Sequence-Information ,
id-AdjustmentRatio ,
id-All-RLItem-DM-Rqst ,
id-All-RLItem-Set-DM-Rqst ,
id-AllowedQueuingTime ,
id-BindingID ,
id-C-ID ,
id-C-RNTI ,
id-CFN ,
id-CN-CS-DomainIdentifier ,
id-CN-PS-DomainIdentifier ,
id-Cause ,
id-CauseLevel-RL-AdditionFailureFDD ,
id-CauseLevel-RL-AdditionFailureTDD ,
id-CauseLevel-RL-ReconfFailure ,
id-CauseLevel-RL-SetupFailureFDD ,
id-CauseLevel-RL-SetupFailureTDD ,
id-CellItem-PagingRqst ,
```

id-ClosedLoopModel-SupportIndicator,
id-ClosedLoopMode2-SupportIndicator,
id-CombiningItem-RL-AdditionFailureFDD,
id-CombiningItem-RL-AdditionRspFDD,
id-CombiningItem-RL-AdditionRspTDD,
id-CombiningItem-RL-SetupFailureFDD,
id-CombiningItem-RL-SetupRspFDD,
id-CriticalityDiagnostics,
id-D-RNTI,
id-D-RNTI-ReleaseIndication,
id-DCH-AddList-RL-ReconfPrepFDD,
id-DCH-AddList-RL-ReconfPrepTDD,
id-DCH-AddList-RL-ReconfRqstFDD,
id-DCH-AddList-RL-ReconfRqstTDD,
id-DCH-DeleteList-RL-ReconfPrepFDD,
id-DCH-DeleteList-RL-ReconfPrepTDD,
id-DCH-DeleteList-RL-ReconfRqstFDD,
id-DCH-DeleteList-RL-ReconfRqstTDD,
id-DCH-Information-RL-SetupRqstFDD,
id-DCH-InformationList-RL-SetupRqstTDD,
id-DCH-InformationResponseListIE-RL-ReconfReadyFDD,
id-DCH-InformationResponseListIE-RL-ReconfReadyTDD,
id-DCH-InformationResponseListIE-RL-ReconfRsp,
id-DCH-ModifyList-RL-ReconfPrepFDD,
id-DCH-ModifyList-RL-ReconfPrepTDD,
id-DCH-ModifyList-RL-ReconfRqstFDD,
id-DCH-ModifyList-RL-ReconfRqstTDD,
id-DCH-InformationResponseListIE-RL-SetupRspTDD,
id-DL-CCTrCH-InformationAddItem-RL-ReconfPrepTDD,
id-DL-CCTrCH-InformationDeleteItem-RL-ReconfPrepTDD,
id-DL-CCTrCH-InformationModifyItem-RL-ReconfPrepTDD,
id-DL-CCTrCH-InformationListIE-RL-ReconfReadyTDD,
id-DL-CCTrCH-InformationModifyItem-RL-ReconfRqstTDD,
id-DL-CCTrCH-InformationDeleteItem-RL-ReconfRqstTDD,
id-DL-CCTrCH-InformationItem-RL-SetupRqstTDD,
id-DL-CCTrCH-InformationListIE-PhyChReconfRqstTDD,
id-DL-CCTrCH-InformationListIE-RL-AdditionRspTDD,
id-DL-CCTrCH-InformationListIE-RL-SetupRspTDD,
id-DL-CCTrCH-InformationAddList-RL-ReconfPrepTDD,
id-DL-CCTrCH-InformationDeleteList-RL-ReconfPrepTDD,
id-DL-CCTrCH-InformationModifyList-RL-ReconfPrepTDD,
id-DL-CCTrCH-InformationDeleteList-RL-ReconfRqstTDD,
id-DL-CCTrCH-InformationModifyList-RL-ReconfRqstTDD,
id-DL-CCTrCH-InformationList-RL-SetupRqstTDD,
id-DL-CodeInformationListIE-PhyChReconfRqstFDD,
id-DL-CodeInformationListIE-RL-AdditionFailureFDD,
id-DL-CodeInformationListIE-RL-AdditionRspFDD,
id-DL-CodeInformationListIE-RL-ReconfReadyFDD,
id-DL-CodeInformationListIE-RL-ReconfResp,
id-DL-CodeInformationListIE-RL-SetupFailureFDD,
id-DL-DPCH-Information-RL-ReconfPrepFDD,

id-DL-DPCH-Information-RL-SetupRqstFDD,
id-DL-DPCH-Information-RL-ReconfRqstFDD,
id-DL-DPCH-InformationItem-PhyChReconfRqstTDD,
id-DL-DPCH-InformationItem-RL-AdditionRspTDD,
id-DL-DPCH-InformationItem-RL-SetupRspTDD,
id-DL-DPCH-InformationAddListIE-RL-ReconfReadyTDD,
id-DL-DPCH-InformationDeleteListIE-RL-ReconfReadyTDD,
id-DL-DPCH-InformationModifyListIE-RL-ReconfReadyTDD,
id-DL-Physical-Channel-Information-RL-SetupRqstTDD,
id-DLReferencePower,
id-DLReferencePowerList-DL-PC-Rqst,
id-DL-ReferencePowerInformation-DL-PC-Rqst,
id-DRXCycleLengthCoefficient,
id-DedicatedMeasurementObjectType-DM-Rprt,
id-DedicatedMeasurementObjectType-DM-Rqst,
id-DedicatedMeasurementObjectType-DM-Rsp,
id-DedicatedMeasurementType,
id-DiversityIndicationItem-RL-AdditionFailureFDD,
id-DiversityIndicationItem-RL-AdditionRspFDD,
id-DiversityIndicationItem-RL-AdditionRspTDD,
id-DiversityIndicationItem-RL-SetupFailureFDD,
id-DiversityIndicationItem-RL-SetupRspFDD,
id-DSCH-AddList-RL-ReconfPrepTDD,
id-DSCH-Add-RL-ReconfPrepFDD,
id-DSCH-DeleteList-RL-ReconfPrepTDD,
id-DSCH-Delete-RL-ReconfPrepFDD,
id-DSCH-InformationItem-RL-SetupRqstFDD,
id-DSCH-InformationListIE-RL-AdditionRspTDD,
id-DSCH-InformationListIEs-RL-SetupRspTDD,
id-DSCH-InformationList-RL-SetupRqstTDD,
id-DSCH-InformationResponseItem-RL-SetupRspFDD,
id-DSCH-InformationResponseListIE-RL-AdditionFailureFDD,
id-DSCH-InformationResponseListIE-RL-SetupFailureFDD,
id-DSCH-Information-RL-SetupRqstFDD,
id-DSCH-ModifyList-RL-ReconfPrepTDD,
id-DSCH-Modify-RL-ReconfPrepFDD,
id-DSCHToBeAddedOrModifiedIE-RL-ReconfReadyFDD,
id-DSCHToBeAddedOrModifiedList-RL-ReconfReadyTDD,
id-FACH-InfoForDRNCSelectedS-CCPCH-CTCH-ResourceRspFDD,
id-FACH-InfoForDRNCSelectedS-CCPCH-CTCH-ResourceRspTDD,
id-FACH-InfoForUESelectedS-CCPCH-CTCH-ResourceRspFDD,
id-FACH-InfoForUESelectedS-CCPCH-CTCH-ResourceRspTDD,
id-GA-AccessPointPosition,
id-GA-Cell,
id-GeneralCauseItem-RL-AdditionFailureFDD,
id-GeneralCauseItem-RL-AdditionFailureTDD,
id-GeneralCauseItem-RL-ReconfFailure,
id-GeneralCauseItem-RL-SetupFailureFDD,
id-GeneralCauseItem-RL-SetupFailureTDD,
id-IMSI,
id-L3-Information,

id-MAC-c-sh-SDU-LengthListIE-CTCH-ResourceRspFDD,
id-MAC-c-sh-SDU-LengthListIE-CTCH-ResourceRspTDD,
id-MAC-c-sh-SDU-LengthListIE-option-CTCH-ResourceRspFDD,
id-MAC-c-sh-SDU-LengthListIE-option-CTCH-ResourceRspTDD,
id-AdjustmentPeriod,
id-MaxAdjustmentStep,
id-MeasurementAvailableItem-DedicatedMeasurementReport,
id-MeasurementnotAvailableItem-DedicatedMeasurementReport,
id-MeasurementFilterCoefficient,
id-MeasurementID,
id-MultipleURAsIndicator,
id-Neighbouring-CellInformationItem-RL-AdditionFailureFDD,
id-Neighbouring-CellInformationItem-RL-AdditionRsp,
id-Neighbouring-CellInformationItem-RL-SetupFailureFDD,
id-Neighbouring-CellInformationItem-RL-SetupRsp,
id-NonCombiningItem-RL-AdditionFailureFDD,
id-NonCombiningItem-RL-AdditionRspFDD,
id-NonCombiningItem-RL-AdditionRspTDD,
id-NonCombiningOrFirstRLItem-RL-SetupFailureFDD,
id-NonCombiningOrFirstRLItem-RL-SetupRspFDD,
id-PagingArea-PagingRqst,
id-PriorityIndicatorAndInitialWindowSizeListIE-CTCH-ResourceRspFDD,
id-PriorityIndicatorAndInitialWindowSizeListIE-CTCH-ResourceRspTDD,
id-PriorityIndicatorAndInitialWindowSizeListIE-option-CTCH-ResourceRspFDD,
id-PriorityIndicatorAndInitialWindowSizeListIE-option-CTCH-ResourceRspTDD,
id-PowerAdjustmentType,
id-ProcedureScope-DL-PC-Rqst,
id-RACH-InfoForDRNCSelectedPRACH-CTCH-ResourceRspFDD,
id-RACH-InfoForDRNCSelectedPRACH-CTCH-ResourceRspTDD,
id-RANAP-RelocationInformation,
id-RL-Information-PhyChReconfRqstFDD,
id-RL-Information-PhyChReconfRqstTDD,
id-RL-Information-RL-AdditionRqstFDD,
id-RL-Information-RL-AdditionRqstTDD,
id-RL-Information-RL-DeletionRqst,
id-RL-Information-RL-FailureInd,
id-RL-Information-RL-ReconfPrepFDD,
id-RL-Information-RL-RestoreInd,
id-RL-Information-RL-SetupRqstFDD,
id-RL-Information-RL-SetupRqstTDD,
id-RL-InformationItem-DM-Rprt,
id-RL-InformationItem-DM-Rqst,
id-RL-InformationItem-DM-Rsp,
id-RL-InformationItem-RL-SetupRqstFDD,
id-RL-InformationList-RL-AdditionRqstFDD,
id-RL-InformationList-RL-DeletionRqst,
id-RL-InformationList-RL-ReconfPrepFDD,
id-RL-InformationResponse-RL-AdditionRspTDD,
id-RL-InformationResponse-RL-ReconfReadyTDD,
id-RL-InformationResponse-RL-SetupRspTDD,
id-RL-InformationResponseItem-RL-AdditionRspFDD,

id-RL-InformationResponseItem-RL-ReconfReadyFDD,
id-RL-InformationResponseItem-RL-ReconfRsp,
id-RL-InformationResponseItem-RL-SetupRspFDD,
id-RL-InformationResponseList-RL-AdditionRspFDD,
id-RL-InformationResponseList-RL-ReconfReadyFDD,
id-RL-InformationResponseList-RL-ReconfRsp,
id-RL-InformationResponseList-RL-SetupRspFDD,
id-RLItem-DM-Rprt,
id-RLItem-DM-Rqst,
id-RLItem-DM-Rsp,
id-RLItem-RL-FailureInd,
id-RLItem-RL-RestoreInd,
id-RL-ReconfigurationFailure-RL-ReconfFail,
id-RL-Set-InformationItem-DM-Rprt,
id-RL-Set-InformationItem-DM-Rqst,
id-RL-Set-InformationItem-DM-Rsp,
id-RL-Set-Information-RL-FailureInd,
id-RL-Set-Information-RL-RestoreInd,
id-RL-SetItem-DM-Rprt,
id-RL-SetItem-DM-Rqst,
id-RL-SetItem-DM-Rsp,
id-RL-SetItem-RL-FailureInd,
id-RL-SetItem-RL-RestoreInd,
id-RLSpecificCauseItem-RL-AdditionFailureFDD,
id-RLSpecificCauseItem-RL-AdditionFailureTDD,
id-RLSpecificCauseItem-RL-ReconfFailure,
id-RLSpecificCauseItem-RL-SetupFailureFDD,
id-RLSpecificCauseItem-RL-SetupFailureTDD,
id-RNCsWithCellsInTheAccessedURA-List-UL-ST-IndFDD,
id-RNCsWithCellsInTheAccessedURA-List-UL-ST-IndTDD,
id-RNCsWithCellsInTheAccessedURA-List-CTCH-ResourceRspFDD,
id-RNCsWithCellsInTheAccessedURA-List-CTCH-ResourceRspTDD,
id-ReportCharacteristics,
id-Reporting-Object-RL-FailureInd,
id-Reporting-Object-RL-RestoreInd,
id-S-RNTI,
id-SAI,
id-SRNC-ID,
id-SecondaryCCPCHListIE-CTCH-ResourceRspTDD,
id-STTD-SupportIndicator,
id-SuccessfulRL-InformationResponse-RL-AdditionFailureFDD,
id-SuccessfulRL-InformationResponse-RL-SetupFailureFDD,
id-SuccessfulRL-InformationResponseList-RL-AdditionFailureFDD,
id-SuccessfulRL-InformationResponseList-RL-SetupFailureFDD,
id-TransportBearerID,
id-TransportBearerRequestIndicator,
id-TransportLayerAddress,
id-UC-ID,
id-Transmission-Gap-Pattern-Sequence-Information,
id-UL-CCTrCH-AddInformation-RL-ReconfPrepTDD,
id-UL-CCTrCH-DeleteInformation-RL-ReconfPrepTDD,

```

id-UL-CCTrCH-ModifyInformation-RL-ReconfPrepTDD,
id-UL-CCTrCH-InformationDeleteItem-RL-ReconfRqstTDD,
id-UL-CCTrCH-InformationModifyItem-RL-ReconfRqstTDD,
id-UL-CCTrCH-InformationAddList-RL-ReconfPrepTDD,
id-UL-CCTrCH-InformationDeleteList-RL-ReconfPrepTDD,
id-UL-CCTrCH-InformationModifyList-RL-ReconfPrepTDD,
id-UL-CCTrCH-InformationDeleteList-RL-ReconfRqstTDD,
id-UL-CCTrCH-InformationModifyList-RL-ReconfRqstTDD,
id-UL-CCTrCH-InformationItem-RL-SetupRqstTDD,
id-UL-CCTrCH-InformationList-RL-SetupRqstTDD,
id-UL-CCTrCH-InformationListIE-PhyChReconfRqstTDD,
id-UL-CCTrCH-InformationListIE-RL-AdditionRspTDD,
id-UL-CCTrCH-InformationListIE-RL-ReconfReadyTDD,
id-UL-CCTrCH-InformationListIE-RL-SetupRspTDD,
id-UL-CCTrCH-InformationListIE-RL-SetupRspTDD,
id-UL-DPCH-Information-RL-ReconfPrepFDD,
id-UL-DPCH-Information-RL-ReconfRqstFDD,
id-UL-DPCH-Information-RL-SetupRqstFDD,
id-UL-DPCH-InformationItem-PhyChReconfRqstTDD,
id-UL-DPCH-InformationItem-RL-AdditionRspTDD,
id-UL-DPCH-InformationItem-RL-SetupRspTDD,
id-UL-DPCH-InformationAddListIE-RL-ReconfReadyTDD,
id-UL-DPCH-InformationDeleteListIE-RL-ReconfReadyTDD,
id-UL-DPCH-InformationModifyListIE-RL-ReconfReadyTDD,
id-UL-Physical-Channel-Information-RL-SetupRqstTDD,
id-UL-SIRTarget,
id-URA-ID,
id-URAIItem-PagingRqst,
id-UnsuccessfulRL-InformationResponse-RL-AdditionFailureFDD,
id-UnsuccessfulRL-InformationResponse-RL-AdditionFailureTDD,
id-UnsuccessfulRL-InformationResponse-RL-SetupFailureFDD,
id-UnsuccessfulRL-InformationResponse-RL-SetupFailureTDD,
id-UnsuccessfulRL-InformationResponseList-RL-AdditionFailureFDD,
id-UnsuccessfulRL-InformationResponseList-RL-SetupFailureFDD,
id-USCH-AddList-RL-ReconfPrepTDD,
id-USCH-DeleteList-RL-ReconfPrepTDD,
id-USCH-InformationListIE-RL-AdditionRspTDD,
id-USCH-InformationListIEs-RL-SetupRspTDD,
id-USCH-InformationList-RL-SetupRqstTDD,
id-USCH-ModifyList-RL-ReconfPrepTDD,
id-USCHToBeAddedOrModifiedList-RL-ReconfReadyTDD
FROM RNSAP-Constants;

-- *****
--
-- Common Container List
--
-- *****

RL-IE-ContainerList0      { RNSAP-PROTOCOL-IES : IEsSetParam } ::= ProtocolIE-ContainerList { 0, maxNrOfRLs, { IEsSetParam } }
RL-IE-ContainerList1    { RNSAP-PROTOCOL-IES : IEsSetParam } ::= ProtocolIE-ContainerList { 1, maxNrOfRLs, { IEsSetParam } }

```

RL-IE-ContainerList1-1	{ RNSAP-PROTOCOL-IES : IESSetParam }	::= ProtocolIE-ContainerList	{ 1, maxNrOfRLs-1, { IESSetParam } }
RL-IE-ContainerList0-1	{ RNSAP-PROTOCOL-IES : IESSetParam }	::= ProtocolIE-ContainerList	{ 0, maxNrOfRLs-1, { IESSetParam } }
RL-IE-ContainerList0-2	{ RNSAP-PROTOCOL-IES : IESSetParam }	::= ProtocolIE-ContainerList	{ 0, maxNrOfRLs-2, { IESSetParam } }
RL-Set-IE-ContainerList	{ RNSAP-PROTOCOL-IES : IESSetParam }	::= ProtocolIE-ContainerList	{ 1, maxNrOfRLSets, { IESSetParam } }
CCTrCH-IE-ContainerList0	{ RNSAP-PROTOCOL-IES : IESSetParam }	::= ProtocolIE-ContainerList	{ 0, maxNrOfCCTrCHs, { IESSetParam } }
CCTrCH-IE-ContainerList1	{ RNSAP-PROTOCOL-IES : IESSetParam }	::= ProtocolIE-ContainerList	{ 1, maxNrOfCCTrCHs, { IESSetParam } }
DSCH-IE-ContainerList	{ RNSAP-PROTOCOL-IES : IESSetParam }	::= ProtocolIE-ContainerList	{ 1, maxNoOfDSCHs, { IESSetParam } }
USCH-IE-ContainerList	{ RNSAP-PROTOCOL-IES : IESSetParam }	::= ProtocolIE-ContainerList	{ 1, maxNoOfUSCHs, { IESSetParam } }

```
-- *****
--
-- RADIO LINK SETUP REQUEST FDD
--
-- *****
```

```
RadioLinkSetupRequestFDD ::= SEQUENCE {
  protocolIEs          ProtocolIE-Container    {{RadioLinkSetupRequestFDD-IEs}},
  protocolExtensions  ProtocolExtensionContainer {{RadioLinkSetupRequestFDD-Extensions}} OPTIONAL,
  ...
}
```

```
RadioLinkSetupRequestFDD-IEs RNSAP-PROTOCOL-IES ::= {
  { ID id-SRNC-ID          CRITICALITY reject TYPE RNC-ID          PRESENCE mandatory } |
  { ID id-S-RNTI          CRITICALITY reject TYPE S-RNTI          PRESENCE mandatory } |
  { ID id-D-RNTI          CRITICALITY reject TYPE D-RNTI          PRESENCE optional   } |
  { ID id-AllowedQueuingTime CRITICALITY reject TYPE AllowedQueuingTime PRESENCE optional   } |
  { ID id-UL-DPCH-Information-RL-SetupRqstFDD CRITICALITY reject TYPE UL-DPCH-Information-RL-SetupRqstFDD PRESENCE mandatory } |
  { ID id-DL-DPCH-Information-RL-SetupRqstFDD CRITICALITY reject TYPE DL-DPCH-Information-RL-SetupRqstFDD PRESENCE mandatory } |
  { ID id-DCH-Information-RL-SetupRqstFDD CRITICALITY reject TYPE DCH-InformationList-RL-SetupRqstFDD PRESENCE mandatory } |
  { ID id-DSCH-Information-RL-SetupRqstFDD CRITICALITY reject TYPE DSCH-Information-RL-SetupRqstFDD PRESENCE optional   } |
  { ID id-RL-Information-RL-SetupRqstFDD CRITICALITY notify TYPE RL-InformationList-RL-SetupRqstFDD PRESENCE mandatory } |
  { ID id-Transmission-Gap-Pattern-Sequence-Information CRITICALITY reject TYPE Transmission-Gap-Pattern-Sequence-Information PRESENCE optional } |
  { ID id-Active-Pattern-Sequence-Information CRITICALITY reject TYPE Active-Pattern-Sequence-Information PRESENCE optional },
  ...
}
```

```
UL-DPCH-Information-RL-SetupRqstFDD ::= SEQUENCE {
  ul-ScramblingCode          UL-ScramblingCode,
  minUL-ChannelisationCodeLength MinUL-ChannelisationCodeLength,
  maxNrOfUL-DPCHs            MaxNrOfUL-DPCHs          OPTIONAL
  -- This IE is present only if minUL-ChannelisationCodeLength equals to 4 -- ,
  ul-PunctureLimit          PunctureLimit,
  ul-TFCS                    TFCS,
  ul-DPCCH-SlotFormat        UL-DPCCH-SlotFormat,
  ul-SIRTarget                UL-SIR          OPTIONAL,
  diversityMode              DiversityMode,
  sSDT-CellIdLength          SSDT-CellIdLength    OPTIONAL,
  s-FieldLength              S-FieldLength      OPTIONAL,
  iE-Extensions              ProtocolExtensionContainer { {UL-DPCH-Information-RL-SetupRqstFDD-ExtIEs} } OPTIONAL,
  ...
}
```

```

}

UL-DPCH-Information-RL-SetupRqstFDD-ExtIEs RNSAP-PROTOCOL-EXTENSION ::= {
    ...
}

DL-DPCH-Information-RL-SetupRqstFDD ::= SEQUENCE {
    tFCS                               TFCS,
    dl-DPCH-SlotFormat                 DL-DPCH-SlotFormat,
    nrOfDLchannelisationcodes         NrOfDLchannelisationcodes,
    tFCI-SignallingMode               TFCI-SignallingMode,
    tFCI-Presence                      TFCI-Presence           OPTIONAL
    -- This IE is present if Slot Format is from 12 to 16 --,
    multiplexingPosition              MultiplexingPosition,
    powerOffsetInformation            SEQUENCE {
        po1-ForTFCI-Bits              PowerOffset,
        po2-ForTPC-Bits              PowerOffset,
        po3-ForPilotBits              PowerOffset,
        ...
    },
    fdd-dl-TPC-DownlinkStepSize       FDD-TPC-DownlinkStepSize,
    limitedPowerIncrease              LimitedPowerIncrease,
    iE-Extensions                     ProtocolExtensionContainer { {DL-DPCH-Information-RL-SetupRqstFDD-ExtIEs} } OPTIONAL,
    ...
}

DL-DPCH-Information-RL-SetupRqstFDD-ExtIEs RNSAP-PROTOCOL-EXTENSION ::= {
    ...
}

DCH-InformationList-RL-SetupRqstFDD ::= SEQUENCE (SIZE (1..maxNrOfDCHs)) OF DCH-InformationItem-RL-SetupRqstFDD

DCH-InformationItem-RL-SetupRqstFDD ::= SEQUENCE {
    payloadCRC-PresenceIndicator       PayloadCRC-PresenceIndicator,
    ul-FP-Mode                         UL-FP-Mode,
    toAWS                               ToAWS,
    toAWE                               ToAWE,
    dCH-SpecificInformationList        DCH-SpecificInformationList-RL-SetupRqstFDD,
    iE-Extensions                     ProtocolExtensionContainer { {DCH-InformationItem-RL-SetupRqstFDD-ExtIEs} } OPTIONAL,
    ...
}

DCH-InformationItem-RL-SetupRqstFDD-ExtIEs RNSAP-PROTOCOL-EXTENSION ::= {
    ...
}

DCH-SpecificInformationList-RL-SetupRqstFDD ::= SEQUENCE (SIZE (1..maxNrOfDCHs)) OF DCH-SpecificItem-RL-SetupRqstFDD

DCH-SpecificItem-RL-SetupRqstFDD ::= SEQUENCE {
    dCH-ID                             DCH-ID,
    trCH-SrcStatisticsDescr            TrCH-SrcStatisticsDescr,

```

```

    ul-transportFormatSet      TransportFormatSet,
    dl-transportFormatSet      TransportFormatSet,
    ul-BLER                     BLER,
    dl-BLER                     BLER,
    allocationRetentionPriority AllocationRetentionPriority,
    frameHandlingPriority       FrameHandlingPriority,
    qE-Selector                 QE-Selector,
    dRACControl                 DRACControl,
    iE-Extensions               ProtocolExtensionContainer { {DCH-SpecificItem-RL-SetupRqstFDD-ExtIEs} } OPTIONAL,
    ...
}

DCH-SpecificItem-RL-SetupRqstFDD-ExtIEs RNSAP-PROTOCOL-EXTENSION ::= {
    ...
}

DSCH-Information-RL-SetupRqstFDD ::= SEQUENCE {
    dSCH-Information            DSCH-Info-RL-SetupRqstFDD,
    pdSCH-RL-ID                RL-ID,
    tFCS                       TFCS,
    iE-Extensions              ProtocolExtensionContainer { {DSCH-Information-RL-SetupRqstFDD-ExtIEs} } OPTIONAL,
    ...
}

DSCH-Information-RL-SetupRqstFDD-ExtIEs RNSAP-PROTOCOL-EXTENSION ::= {
    ...
}

DSCH-Info-RL-SetupRqstFDD ::= DSCH-IE-ContainerList { {DSCH-InformationItemIEs-RL-SetupRqstFDD} }

DSCH-InformationItemIEs-RL-SetupRqstFDD RNSAP-PROTOCOL-IES ::= {
    { ID id-DSCH-InformationItem-RL-SetupRqstFDD    CRITICALITY reject    TYPE DSCH-InformationItem-RL-SetupRqstFDD    PRESENCE mandatory    },
    ...
}

DSCH-InformationItem-RL-SetupRqstFDD ::= SEQUENCE {
    dSCH-ID                    DSCH-ID,
    trChSourceStatisticsDescriptor TrCH-SrcStatisticsDescr,
    transportFormatSet         TransportFormatSet,
    allocationRetentionPriority AllocationRetentionPriority,
    schedulingPriorityIndicator SchedulingPriorityIndicator,
    bLER                       BLER,
    iE-Extensions              ProtocolExtensionContainer { {DSCH-InformationItem-RL-SetupRqstFDD-ExtIEs} } OPTIONAL,
    ...
}

DSCH-InformationItem-RL-SetupRqstFDD-ExtIEs RNSAP-PROTOCOL-EXTENSION ::= {
    ...
}

RL-InformationList-RL-SetupRqstFDD ::= RL-IE-ContainerList1 { {RL-InformationItemIEs-RL-SetupRqstFDD} }

```

```

RL-InformationItemIEs-RL-SetupRqstFDD RNSAP-PROTOCOL-IES ::= {
  { ID id-RL-InformationItem-RL-SetupRqstFDD CRITICALITY notify TYPE RL-InformationItem-RL-SetupRqstFDD PRESENCE mandatory },
  ...
}

RL-InformationItem-RL-SetupRqstFDD ::= SEQUENCE {
  rL-ID RL-ID,
  c-ID C-ID,
  firstRLS-indicator FirstRLS-Indicator,
  frameOffset FrameOffset,
  chipOffset ChipOffset,
  propagationDelay PropagationDelay OPTIONAL,
  diversityControlField DiversityControlField OPTIONAL
  -- This IE is present only if the RL is not the first one in the RL-InformationList-RL-SetupRqstFDD --,
  dl-InitialTX-Power DL-Power OPTIONAL,
  primaryCPICH-EcNo PrimaryCPICH-EcNo OPTIONAL,
  -- Either Initial DL TX Power IE or Primary CPICH Ec/No IE shall be present.
  sSDT-CellID SSDT-CellID OPTIONAL,
  transmitDiversityIndicator TransmitDiversityIndicator OPTIONAL,
  -- This IE is present unless Diversity Mode IE in UL DPCH Information group is "none"
  iE-Extensions ProtocolExtensionContainer { {RL-InformationItem-RL-SetupRqstFDD-ExtIEs} } OPTIONAL,
  ...
}

RL-InformationItem-RL-SetupRqstFDD-ExtIEs RNSAP-PROTOCOL-EXTENSION ::= {
  ...
}

RadioLinkSetupRequestFDD-Extensions RNSAP-PROTOCOL-EXTENSION ::= {
  ...
}

-- *****
--
-- RADIO LINK SETUP REQUEST TDD
--
-- *****

RadioLinkSetupRequestTDD ::= SEQUENCE {
  protocolIEs ProtocolIE-Container {{RadioLinkSetupRequestTDD-IEs}},
  protocolExtensions ProtocolExtensionContainer {{RadioLinkSetupRequestTDD-Extensions}} OPTIONAL,
  ...
}

RadioLinkSetupRequestTDD-IEs RNSAP-PROTOCOL-IES ::= {
  { ID id-SRNC-ID CRITICALITY reject TYPE RNC-ID PRESENCE mandatory } |
  { ID id-S-RNTI CRITICALITY reject TYPE S-RNTI PRESENCE mandatory } |
  { ID id-D-RNTI CRITICALITY reject TYPE D-RNTI PRESENCE optional } |
  { ID id-UL-Physical-Channel-Information-RL-SetupRqstTDD CRITICALITY reject TYPE UL-Physical-Channel-Information-RL-SetupRqstTDD PRESENCE
mandatory } |
}

```



```

{ ID id-DL-Physical-Channel-Information-RL-SetupRqstTDD CRITICALITY reject TYPE DL-Physical-Channel-Information-RL-SetupRqstTDD PRESENCE
mandatory } |
{ ID id-AllowedQueuingTime CRITICALITY reject TYPE AllowedQueuingTime PRESENCE optional } |
{ ID id-UL-CCTrCH-InformationList-RL-SetupRqstTDD CRITICALITY notify TYPE UL-CCTrCH-InformationList-RL-SetupRqstTDD PRESENCE optional } |
{ ID id-DL-CCTrCH-InformationList-RL-SetupRqstTDD CRITICALITY notify TYPE DL-CCTrCH-InformationList-RL-SetupRqstTDD PRESENCE optional } |
{ ID id-DCH-InformationList-RL-SetupRqstTDD CRITICALITY reject TYPE DCH-InformationList-RL-SetupRqstTDD PRESENCE optional } |
{ ID id-DSCH-InformationList-RL-SetupRqstTDD CRITICALITY reject TYPE DSCH-InformationList-RL-SetupRqstTDD PRESENCE optional } |
{ ID id-USCH-InformationList-RL-SetupRqstTDD CRITICALITY reject TYPE USCH-InformationList-RL-SetupRqstTDD PRESENCE optional } |
{ ID id-RL-Information-RL-SetupRqstTDD CRITICALITY reject TYPE RL-Information-RL-SetupRqstTDD PRESENCE mandatory},
...
}

UL-Physical-Channel-Information-RL-SetupRqstTDD ::= SEQUENCE {
    maxNrTimeslots-UL MaxNrTimeslots,
    minimumSpreadingFactor-UL MinimumSpreadingFactor,
    maxNrULPhysicalchannels MaxNrULPhysicalchannels,
    iE-Extensions ProtocolExtensionContainer { {UL-Physical-Channel-InformationItem-RL-SetupRqstTDD-ExtIEs} } OPTIONAL,
    ...
}

UL-Physical-Channel-InformationItem-RL-SetupRqstTDD-ExtIEs RNSAP-PROTOCOL-EXTENSION ::= {
    ...
}

DL-Physical-Channel-Information-RL-SetupRqstTDD ::= SEQUENCE {
    maxNrTimeslots-DL MaxNrTimeslots,
    minimumSpreadingFactor-DL MinimumSpreadingFactor,
    maxNrDLPhysicalchannels MaxNrDLPhysicalchannels,
    iE-Extensions ProtocolExtensionContainer { {DL-Physical-Channel-InformationItem-RL-SetupRqstTDD-ExtIEs} } OPTIONAL,
    ...
}

DL-Physical-Channel-InformationItem-RL-SetupRqstTDD-ExtIEs RNSAP-PROTOCOL-EXTENSION ::= {
    ...
}

UL-CCTrCH-InformationList-RL-SetupRqstTDD ::= CCTrCH-IE-ContainerList1 { {UL-CCTrCH-InformationItemIEs-RL-SetupRqstTDD} }

UL-CCTrCH-InformationItemIEs-RL-SetupRqstTDD RNSAP-PROTOCOL-IES ::= {
    { ID id-UL-CCTrCH-InformationItem-RL-SetupRqstTDD CRITICALITY notify TYPE UL-CCTrCH-InformationItem-RL-SetupRqstTDD PRESENCE mandatory },
    ...
}

UL-CCTrCH-InformationItem-RL-SetupRqstTDD ::= SEQUENCE {
    cCtRch-ID CCTrCH-ID,
    ul-TFCS TFCS,
    tFCI-Coding TFCI-Coding,
    ul-PunctureLimit PunctureLimit,
    iE-Extensions ProtocolExtensionContainer { {UL-CCTrCH-InformationItem-RL-SetupRqstTDD-ExtIEs} } OPTIONAL,
    ...
}

```

```

UL-CCTrCH-InformationItem-RL-SetupRqstTDD-ExtIEs RNSAP-PROTOCOL-EXTENSION ::= {
    ...
}

DL-CCTrCH-InformationList-RL-SetupRqstTDD ::= CCTrCH-IE-ContainerList1 { {DL-CCTrCH-InformationItemIEs-RL-SetupRqstTDD} }

DL-CCTrCH-InformationItemIEs-RL-SetupRqstTDD RNSAP-PROTOCOL-IES ::= {
    { ID id-DL-CCTrCH-InformationItem-RL-SetupRqstTDD CRITICALITY notify TYPE DL-CCTrCH-InformationItem-RL-SetupRqstTDD PRESENCE mandatory },
    ...
}

DL-CCTrCH-InformationItem-RL-SetupRqstTDD ::= SEQUENCE {
    cCTrCH-ID CCTrCH-ID,
    dl-TFCS TFCS,
    tFCI-Coding TFCI-Coding,
    dl-PunctureLimit PunctureLimit,
    tdd-TPC-DownlinkStepSize TDD-TPC-DownlinkStepSize,
    cCTrCH-TPCList CCTrCH-TPCList-RL-SetupRqstTDD,
    iE-Extensions ProtocolExtensionContainer { {DL-CCTrCH-InformationItem-RL-SetupRqstTDD-ExtIEs} } OPTIONAL,
    ...
}

DL-CCTrCH-InformationItem-RL-SetupRqstTDD-ExtIEs RNSAP-PROTOCOL-EXTENSION ::= {
    ...
}

CCTrCH-TPCList-RL-SetupRqstTDD ::= SEQUENCE (SIZE (1..maxNrOfCCTrCHs)) OF CCTrCH-TPCItem-RL-SetupRqstTDD

CCTrCH-TPCItem-RL-SetupRqstTDD ::= SEQUENCE {
    cCTrCH-ID CCTrCH-ID,
    iE-Extensions ProtocolExtensionContainer { { CCTrCH-TPCItem-RL-SetupRqstTDD-ExtIEs} } OPTIONAL,
    ...
}

CCTrCH-TPCItem-RL-SetupRqstTDD-ExtIEs RNSAP-PROTOCOL-EXTENSION ::= {
    ...
}

DCH-InformationList-RL-SetupRqstTDD ::= SEQUENCE (SIZE (1..maxNrOfDCHs)) OF DCH-InformationItem-RL-SetupRqstTDD

DCH-InformationItem-RL-SetupRqstTDD ::= SEQUENCE {
    payloadCRC-PresenceIndicator PayloadCRC-PresenceIndicator,
    ul-FP-Mode UL-FP-Mode,
    toAWS ToAWS,
    toAWE ToAWE,
    dCH-SpecificInformationList DCH-SpecificInformationList-RL-SetupRqstTDD,
    iE-Extensions ProtocolExtensionContainer { {DCH-InformationItem-RL-SetupRqstTDD-ExtIEs} } OPTIONAL,
    ...
}

```

```

DCH-InformationItem-RL-SetupRqstTDD-ExtIEs RNSAP-PROTOCOL-EXTENSION ::= {
    ...
}

DCH-SpecificInformationList-RL-SetupRqstTDD ::= SEQUENCE (SIZE (1..maxNrOfDCHs)) OF DCH-SpecificItem-RL-SetupRqstTDD

DCH-SpecificItem-RL-SetupRqstTDD ::= SEQUENCE {
    dCH-ID                DCH-ID,
    ul-cCtRCH-ID         CCTrCH-ID, -- UL CCTrCH in which the DCH is mapped
    dl-cCtRCH-ID         CCTrCH-ID, -- DL CCTrCH in which the DCH is mapped
    trCH-SrcStatisticsDescr TrCH-SrcStatisticsDescr,
    ul-transportFormatSet TransportFormatSet,
    dl-transportFormatSet TransportFormatSet,
    ul-BLER               BLER,
    dl-BLER               BLER,
    allocationRetentionPriority AllocationRetentionPriority,
    frameHandlingPriority FrameHandlingPriority,
    qE-Selector           QE-Selector OPTIONAL,
    -- This IE is present only if DCH is part of set of Coordinated DCHs
    iE-Extensions         ProtocolExtensionContainer { {DCH-SpecificItem-RL-SetupRqstTDD-ExtIEs} } OPTIONAL,
    ...
}

DCH-SpecificItem-RL-SetupRqstTDD-ExtIEs RNSAP-PROTOCOL-EXTENSION ::= {
    ...
}

DSCH-InformationList-RL-SetupRqstTDD ::= SEQUENCE (SIZE (0..maxNoOfDSCHs)) OF DSCH-InformationItem-RL-SetupRqstTDD

DSCH-InformationItem-RL-SetupRqstTDD ::= SEQUENCE {
    dSCH-ID                DSCH-ID,
    dl-ccTrCHID            CCTrCH-ID,
    trChSourceStatisticsDescriptor TrCH-SrcStatisticsDescr,
    transportFormatSet     TransportFormatSet,
    allocationRetentionPriority AllocationRetentionPriority,
    schedulingPriorityIndicator SchedulingPriorityIndicator,
    bLER                   BLER,
    iE-Extensions         ProtocolExtensionContainer { {DSCH-InformationItem-RL-SetupRqstTDD-ExtIEs} } OPTIONAL,
    ...
}

DSCH-InformationItem-RL-SetupRqstTDD-ExtIEs RNSAP-PROTOCOL-EXTENSION ::= {
    ...
}

USCH-InformationList-RL-SetupRqstTDD ::= SEQUENCE (SIZE (0..maxNoOfUSCHs)) OF USCH-InformationItem-RL-SetupRqstTDD

USCH-InformationItem-RL-SetupRqstTDD ::= SEQUENCE {
    uSCH-ID                USCH-ID,
    ul-CCTrCH-ID          CCTrCH-ID,
    trChSourceStatisticsDescriptor TrCH-SrcStatisticsDescr,

```

```

transportFormatSet      TransportFormatSet,
allocationRetentionPriority AllocationRetentionPriority,
schedulingPriorityIndicator SchedulingPriorityIndicator,
rb-Info                 RB-Info,
iE-Extensions           ProtocolExtensionContainer { {USCH-InformationItem-RL-SetupRqstTDD-ExtIEs} } OPTIONAL,
...
}

USCH-InformationItem-RL-SetupRqstTDD-ExtIEs RNSAP-PROTOCOL-EXTENSION ::= {
...
}

RB-Info ::= SEQUENCE (SIZE(1..maxNoOfRB)) OF RB-Identity

RL-Information-RL-SetupRqstTDD ::= SEQUENCE {
  rL-ID                RL-ID,
  c-ID                 C-ID,
  frameOffset         FrameOffset,
  primaryCCPCH-RSCP   PrimaryCCPCH-RSCP      OPTIONAL,
  timeSlot-ISCPList-RL-SetupRqstTDD TimeSlot-ISCPList-RL-SetupRqstTDD  OPTIONAL,
  iE-Extensions       ProtocolExtensionContainer { {RL-Information-RL-SetupRqstTDD-ExtIEs} } OPTIONAL,
  ...
}

RL-Information-RL-SetupRqstTDD-ExtIEs RNSAP-PROTOCOL-EXTENSION ::= {
...
}

TimeSlot-ISCPList-RL-SetupRqstTDD ::= SEQUENCE (SIZE (0..maxNrOfDLTs)) OF Timeslot-ISCPItem-RL-SetupRspTDD

Timeslot-ISCPItem-RL-SetupRspTDD ::= SEQUENCE {
  timeSlot            TimeSlot,
  dL-TimeslotISCP    DL-TimeslotISCP,
  iE-Extensions       ProtocolExtensionContainer { { Timeslot-ISCPItem-RL-SetupRspTDD-ExtIEs} } OPTIONAL,
  ...
}

Timeslot-ISCPItem-RL-SetupRspTDD-ExtIEs RNSAP-PROTOCOL-EXTENSION ::= {
...
}

RadioLinkSetupRequestTDD-Extensions RNSAP-PROTOCOL-EXTENSION ::= {
...
}

-- *****
--
-- RADIO LINK SETUP RESPONSE FDD
--
-- *****

```

```

RadioLinkSetupResponseFDD ::= SEQUENCE {
    protocolIEs                ProtocolIE-Container    {{RadioLinkSetupResponseFDD-IEs}},
    protocolExtensions         ProtocolExtensionContainer {{RadioLinkSetupResponseFDD-Extensions}}
    ...
}

RadioLinkSetupResponseFDD-IEs RNSAP-PROTOCOL-IES ::= {
    { ID id-D-RNTI                CRITICALITY ignore TYPE D-RNTI                PRESENCE optional } |
    { ID id-CN-PS-DomainIdentifier CRITICALITY ignore TYPE CN-PS-DomainIdentifier PRESENCE optional } |
    { ID id-CN-CS-DomainIdentifier CRITICALITY ignore TYPE CN-CS-DomainIdentifier PRESENCE optional } |
    { ID id-RL-InformationResponseList-RL-SetupRspFDD CRITICALITY ignore TYPE RL-InformationResponseList-RL-SetupRspFDD PRESENCE mandatory } |
    { ID id-UL-SIRTarget          CRITICALITY ignore TYPE UL-SIR                PRESENCE optional } |
    { ID id-CriticalityDiagnostics CRITICALITY ignore TYPE CriticalityDiagnostics PRESENCE optional },
    ...
}

RL-InformationResponseList-RL-SetupRspFDD ::= RL-IE-ContainerList1 { {RL-InformationResponseItemIEs-RL-SetupRspFDD} }

RL-InformationResponseItemIEs-RL-SetupRspFDD RNSAP-PROTOCOL-IES ::= {
    { ID id-RL-InformationResponseItem-RL-SetupRspFDD
      CRITICALITY ignore TYPE RL-InformationResponseItem-RL-SetupRspFDD PRESENCE mandatory },
    ...
}

RL-InformationResponseItem-RL-SetupRspFDD ::= SEQUENCE {
    rL-ID                RL-ID,
    rL-Set-ID            RL-Set-ID,
    uRA-ID              URA-ID,
    sAI                 SAI,
    gA-Cell              GA-Cell OPTIONAL,
    gA-AccessPointPosition GA-AccessPointPosition OPTIONAL,
    rSSI                RSSI,
    secondary-CCPCH-Info Secondary-CCPCH-Info-RL-SetupRspFDD OPTIONAL,
    dl-CodeInformation  DL-CodeInformationList-RL-SetupRspFDD,
    diversityIndication DiversityIndication-RL-SetupRspFDD,
    -- This IE represents both the Diversity Indication IE and the choice based on the diversity indication as described in
    -- the tabular message format in subclause 9.1.
    sSDT-SupportIndicator SSdT-SupportIndicator,
    maxUL-SIR            UL-SIR,
    minUL-SIR            UL-SIR,
    closedloopTimingadjustmentmode ClosedloopTimingadjustmentmode OPTIONAL,
    maximumAllowedULTxPower MaximumAllowedULTxPower,
    maximumDLTxPower    DL-Power,
    minimumDLTxPower     DL-Power,
    dSCHInformationResponse DSCH-InformationResponse-RL-SetupRspFDD OPTIONAL,
    neighbouring-CellInformation Neighbouring-CellInformationList-RL-SetupRsp OPTIONAL,
    iE-Extensions        ProtocolExtensionContainer { {RL-InformationResponseItem-RL-SetupRspFDD-ExtIEs} } OPTIONAL,
    ...
}

RL-InformationResponseItem-RL-SetupRspFDD-ExtIEs RNSAP-PROTOCOL-EXTENSION ::= {

```

```

}
...
}
Secondary-CCPCH-Info-RL-SetupRspFDD ::= SEQUENCE {
    fdd-s-ccpch-offset          FDD-S-CCPCH-Offset,
    dl-scramblingCode          DL-ScramblingCode,
    fdd-dl-channelisationCodeNumber FDD-DL-ChannelisationCodeNumber,
    dl-tfcs                    TFCS,
    secondaryCCPCH-SlotFormat  SecondaryCCPCH-SlotFormat,
    tfci-presence              TFCI-Presence OPTIONAL,
    -- This IE is present only if the Secondary CCPCH Slot Format is equal to any of the value 8 to 17
    multiplexingPosition       MultiplexingPosition,
    sttd-indicator             STTD-Indicator,
    fach-pch-informationList   FACH-PCH-InformationList-RL-SetupRspFDD,
    schedulingInformation      SchedulingInformation-RL-SetupRspFDD,
    iE-Extensions              ProtocolExtensionContainer { { Secondary-CCPCH-Info-RL-SetupRspFDD-ExtIEs } } OPTIONAL,
    ...
}
Secondary-CCPCH-Info-RL-SetupRspFDD-ExtIEs RNSAP-PROTOCOL-EXTENSION ::= {
    ...
}
FACH-PCH-InformationList-RL-SetupRspFDD ::= SEQUENCE (SIZE(1..maxFACHCountPlus1)) OF FACH-PCH-InformationItem-RL-SetupRspFDD
FACH-PCH-InformationItem-RL-SetupRspFDD ::= SEQUENCE {
    transportFormatSet        TransportFormatSet,
    iE-Extensions              ProtocolExtensionContainer { { FACH-PCH-InformationItem-RL-SetupRspFDD-ExtIEs } } OPTIONAL,
    ...
}
FACH-PCH-InformationItem-RL-SetupRspFDD-ExtIEs RNSAP-PROTOCOL-EXTENSION ::= {
    ...
}
SchedulingInformation-RL-SetupRspFDD ::= SEQUENCE {
    iB-SG-Rep                  IB-SG-REP,
    segmentInformationList     SegmentInformationList-RL-SetupRspFDD,
    iE-Extensions              ProtocolExtensionContainer { { SchedulingInformation-RL-SetupRspFDD-ExtIEs } } OPTIONAL,
    ...
}
SchedulingInformation-RL-SetupRspFDD-ExtIEs RNSAP-PROTOCOL-EXTENSION ::= {
    ...
}
SegmentInformationList-RL-SetupRspFDD ::= SEQUENCE (SIZE(1..maxIBSEG)) OF SegmentInformationItem-RL-SetupRspFDD
SegmentInformationItem-RL-SetupRspFDD ::= SEQUENCE {
    iB-SG-POS                  IB-SG-POS,
    iE-Extensions              ProtocolExtensionContainer { { SegmentInformationItem-RL-SetupRspFDD-ExtIEs } } OPTIONAL,

```

```

}
...
}
SegmentInformationItem-RL-SetupRspFDD-ExtIEs RNSAP-PROTOCOL-EXTENSION ::= {
...
}
DL-CodeInformationList-RL-SetupRspFDD ::= SEQUENCE (SIZE (1..maxNrOfDL-Codes)) OF DL-CodeInformationItem-RL-SetupRspFDD
DL-CodeInformationItem-RL-SetupRspFDD ::= SEQUENCE {
dl-ScramblingCode DL-ScramblingCode,
fDD-DL-ChannelisationCodeNumber FDD-DL-ChannelisationCodeNumber,
transmission-Gap-Pattern-Sequence-Information-Response Transmission-Gap-Pattern-Sequence-Information-Response OPTIONAL,
iE-Extensions ProtocolExtensionContainer { {DL-CodeInformationItem-RL-SetupRspFDD-ExtIEs} } OPTIONAL,
...
}
DL-CodeInformationItem-RL-SetupRspFDD-ExtIEs RNSAP-PROTOCOL-EXTENSION ::= {
...
}
DiversityIndication-RL-SetupRspFDD ::= ProtocolIE-Single-Container {{ DiversityIndicationIE-RL-SetupRspFDD }}
DiversityIndicationIE-RL-SetupRspFDD RNSAP-PROTOCOL-IES ::= {
{ ID id-DiversityIndicationItem-RL-SetupRspFDD CRITICALITY ignore TYPE DiversityIndicationItem-RL-SetupRspFDD PRESENCE mandatory }
}
DiversityIndicationItem-RL-SetupRspFDD ::= CHOICE {
combining Combining-RL-SetupRspFDD,
nonCombiningOrFirstRL NonCombiningOrFirstRL-RL-SetupRspFDD,
...
}
Combining-RL-SetupRspFDD ::= ProtocolIE-Single-Container {{ CombiningIE-RL-SetupRspFDD }}
CombiningIE-RL-SetupRspFDD RNSAP-PROTOCOL-IES ::= {
{ ID id-CombiningItem-RL-SetupRspFDD CRITICALITY ignore TYPE CombiningItem-RL-SetupRspFDD PRESENCE mandatory }
}
CombiningItem-RL-SetupRspFDD ::= SEQUENCE {
rL-ID RL-ID,
iE-Extensions ProtocolExtensionContainer { { CombiningItem-RL-SetupRspFDD-ExtIEs} } OPTIONAL,
...
}
CombiningItem-RL-SetupRspFDD-ExtIEs RNSAP-PROTOCOL-EXTENSION ::= {
...
}
NonCombiningOrFirstRL-RL-SetupRspFDD ::= ProtocolIE-Single-Container {{ NonCombiningOrFirstRLIE-RL-SetupRspFDD }}
NonCombiningOrFirstRLIE-RL-SetupRspFDD RNSAP-PROTOCOL-IES ::= {

```

```

}
{ ID id-NonCombiningOrFirstRLItem-RL-SetupRspFDD CRITICALITY ignore TYPE NonCombiningOrFirstRLItem-RL-SetupRspFDD PRESENCE mandatory }
}

NonCombiningOrFirstRLItem-RL-SetupRspFDD ::= SEQUENCE {
    dCH-InformationResponse-RL-SetupRspFDD DCH-InformationResponseList-RL-SetupRspFDD OPTIONAL,
    iE-Extensions ProtocolExtensionContainer { { NonCombiningOrFirstRLItem-RL-SetupRspFDD-ExtIEs } } OPTIONAL,
    ...
}

NonCombiningOrFirstRLItem-RL-SetupRspFDD-ExtIEs RNSAP-PROTOCOL-EXTENSION ::= {
    ...
}

DCH-InformationResponseList-RL-SetupRspFDD ::= SEQUENCE (SIZE (0..maxNrOfDCHs)) OF DCH-InformationResponseItem-RL-SetupRspFDD

DCH-InformationResponseItem-RL-SetupRspFDD ::= SEQUENCE {
    dCH-ID DCH-ID,
    bindingID BindingID,
    transportLayerAddress TransportLayerAddress,
    iE-Extensions ProtocolExtensionContainer { {DCH-InformationResponseItem-RL-SetupRspFDD-ExtIEs} } OPTIONAL,
    ...
}

DCH-InformationResponseItem-RL-SetupRspFDD-ExtIEs RNSAP-PROTOCOL-EXTENSION ::= {
    ...
}

DSCH-InformationResponse-RL-SetupRspFDD ::= ProtocolIE-Single-Container { { DSCH-InformationResponseIE-RL-SetupRspFDD } }

DSCH-InformationResponseIE-RL-SetupRspFDD RNSAP-PROTOCOL-IES ::= {
    { ID id-DSCH-InformationResponseItem-RL-SetupRspFDD CRITICALITY ignore TYPE DSCH-InformationResponseItem-RL-SetupRspFDD PRESENCE mandatory }
}

DSCH-InformationResponseItem-RL-SetupRspFDD ::= SEQUENCE {
    dschInformationList DSCHInformationList-RL-SetupRspFDD,
    pdSCHCodeMapping PDSCHCodeMapping,
    iE-Extensions ProtocolExtensionContainer { { DSCH-InformationResponseItem-RL-SetupRspFDD-ExtIEs } } OPTIONAL,
    ...
}

DSCH-InformationResponseItem-RL-SetupRspFDD-ExtIEs RNSAP-PROTOCOL-EXTENSION ::= {
    ...
}

DSCHInformationList-RL-SetupRspFDD ::= SEQUENCE (SIZE(1..maxNoOfDSCHs)) OF DSCHInformationItem-RL-SetupRspFDD

DSCHInformationItem-RL-SetupRspFDD ::= SEQUENCE {
    dsch-ID DSCH-ID,
    priorityIndicator PriorityIndicator-RL-SetupRspFDD,
    bindingID BindingID,

```



```

transportLayerAddress TransportLayerAddress,
iE-Extensions         ProtocolExtensionContainer { {DSCHInformationItem-RL-SetupRspFDD-ExtIEs} } OPTIONAL,
...
}

DSCHInformationItem-RL-SetupRspFDD-ExtIEs RNSAP-PROTOCOL-EXTENSION ::= {
...
}

PriorityIndicator-RL-SetupRspFDD ::= SEQUENCE (SIZE(1..16)) OF PriorityIndicatorItem-RL-SetupRspFDD

PriorityIndicatorItem-RL-SetupRspFDD ::= SEQUENCE {
schedulingPriorityIndicator SchedulingPriorityIndicator,
MAC-c-sh-SDU-Lengths       MAC-c-sh-SDU-LengthList-RL-SetupRspFDD,
iE-Extensions              ProtocolExtensionContainer { {PriorityIndicatorItem-RL-SetupRspFDD-ExtIEs} } OPTIONAL,
...
}

PriorityIndicatorItem-RL-SetupRspFDD-ExtIEs RNSAP-PROTOCOL-EXTENSION ::= {
...
}

MAC-c-sh-SDU-LengthList-RL-SetupRspFDD ::= SEQUENCE(SIZE(1..maxNrOfMACcshSDU-Length)) OF MAC-c-sh-SDU-Length

Neighbouring-CellInformationList-RL-SetupRsp ::= SEQUENCE (SIZE (0..maxNrOfNeighbouringRNCs)) OF ProtocolIE-Single-Container {{ Neighbouring-CellInformationItemIE-RL-SetupRsp }}

Neighbouring-CellInformationItemIE-RL-SetupRsp RNSAP-PROTOCOL-IES ::= {
{ ID id-Neighbouring-CellInformationItem-RL-SetupRsp CRITICALITY ignore TYPE Neighbouring-CellInformationItem-RL-SetupRsp PRESENCE mandatory }
}

Neighbouring-CellInformationItem-RL-SetupRsp ::= SEQUENCE {
rNC-ID RNC-ID,
cN-PS-DomainIdentifier CN-PS-DomainIdentifier OPTIONAL,
cN-CS-DomainIdentifier CN-CS-DomainIdentifier OPTIONAL,
per-FDD-Cell-InformationList Per-FDD-Cell-InformationList-RL-SetupRsp OPTIONAL,
per-TDD-Cell-InformationList Per-TDD-Cell-InformationList-RL-SetupRsp OPTIONAL,
iE-Extensions ProtocolExtensionContainer { {Neighbouring-CellInformationItem-RL-SetupRsp-ExtIEs} } OPTIONAL,
...
}

Neighbouring-CellInformationItem-RL-SetupRsp-ExtIEs RNSAP-PROTOCOL-EXTENSION ::= {
...
}

Per-FDD-Cell-InformationList-RL-SetupRsp ::= SEQUENCE ( SIZE (1..maxNrOfFDDNeighboursPerRNC,...)) OF Per-FDD-Cell-InformationItem-RL-SetupRsp

Per-FDD-Cell-InformationItem-RL-SetupRsp ::= SEQUENCE {
c-ID C-ID,
uARFCNforNu UARFCN,

```

```

    uARFCNforNd          UARFCN,
    frameOffset          FrameOffset          OPTIONAL,
    primaryScramblingCode PrimaryScramblingCode,
    primaryCPICH-Power   PrimaryCPICH-Power   OPTIONAL,
    cellIndividualOffset CellIndividualOffset OPTIONAL,
    txDiversityIndicator TxDiversityIndicator,
    sTTD-SupportIndicator STTD-SupportIndicator OPTIONAL,
    closedLoopModel-SupportIndicator ClosedLoopModel-SupportIndicator OPTIONAL,
    closedLoopMode2-SupportIndicator ClosedLoopMode2-SupportIndicator OPTIONAL,
    iE-Extensions       ProtocolExtensionContainer { { Per-FDD-Cell-InformationItem-RL-SetupRsp-ExtIEs } } OPTIONAL,
    ...
}

Per-FDD-Cell-InformationItem-RL-SetupRsp-ExtIEs RNSAP-PROTOCOL-EXTENSION ::= {
    ...
}

Per-TDD-Cell-InformationList-RL-SetupRsp ::= SEQUENCE ( SIZE (1..maxNrOfTDDNeighboursPerRNC,...)) OF Per-TDD-Cell-InformationItem-RL-SetupRsp

Per-TDD-Cell-InformationItem-RL-SetupRsp ::= SEQUENCE {
    c-ID          C-ID,
    uARFCNforNd  UARFCN,
    frameOffset  FrameOffset          OPTIONAL,
    cellParameterID CellParameterID,
    syncCase     SyncCase,
    timeSlot     TimeSlot             OPTIONAL
    -- This IE is present only if Sync Case = Case1 -- ,
    sCH-TimeSlot SCH-TimeSlot         OPTIONAL
    -- This IE is present only if Sync Case = Case2 -- ,
    block-STTD-Indicator Block-STTD-Indicator,
    cellIndividualOffset CellIndividualOffset OPTIONAL,
    dPCHConstantValue DPCHConstantValue OPTIONAL,
    pCCPCH-Power   PCCPCH-Power      OPTIONAL,
    iE-Extensions ProtocolExtensionContainer { { Per-TDD-Cell-InformationItem-RL-SetupRsp-ExtIEs } } OPTIONAL,
    ...
}

Per-TDD-Cell-InformationItem-RL-SetupRsp-ExtIEs RNSAP-PROTOCOL-EXTENSION ::= {
    ...
}

RadioLinkSetupResponseFDD-Extensions RNSAP-PROTOCOL-EXTENSION ::= {
    ...
}

-- *****
--
-- RADIO LINK SETUP RESPONSE TDD
--
-- *****

```

```

RadioLinkSetupResponseTDD ::= SEQUENCE {
    protocolIEs          ProtocolIE-Container          {{RadioLinkSetupResponseTDD-IEs}},
    protocolExtensions   ProtocolExtensionContainer    {{RadioLinkSetupResponseTDD-Extensions}}
    ...
}

RadioLinkSetupResponseTDD-IEs RNSAP-PROTOCOL-IES ::= {
    { ID id-D-RNTI          CRITICALITY ignore TYPE D-RNTI          PRESENCE optional } |
    { ID id-CN-PS-DomainIdentifier CRITICALITY ignore TYPE CN-PS-DomainIdentifier PRESENCE optional } |
    { ID id-CN-CS-DomainIdentifier CRITICALITY ignore TYPE CN-CS-DomainIdentifier PRESENCE optional } |
    { ID id-RL-InformationResponse-RL-SetupRspTDD CRITICALITY ignore TYPE RL-InformationResponse-RL-SetupRspTDD PRESENCE mandatory } |
    { ID id-UL-SIRTarget      CRITICALITY ignore TYPE UL-SIR          PRESENCE mandatory } |
    { ID id-CriticalityDiagnostics CRITICALITY ignore TYPE CriticalityDiagnostics PRESENCE optional },
    ...
}

RL-InformationResponse-RL-SetupRspTDD ::= SEQUENCE {
    rL-ID          RL-ID,
    uRA-ID         URA-ID,
    sAI           SAI,
    gA-Cell        GA-Cell OPTIONAL,
    gA-AccessPointPosition GA-AccessPointPosition OPTIONAL,
    ul-InterferencePerTimeslot UL-InterferenceList-RL-SetupRspTDD,
    maxUL-SIR      UL-SIR,
    minUL-SIR      UL-SIR,
    maximumAllowedULTxPower MaximumAllowedULTxPower,
    maximumDLTxPower DL-Power,
    minimumDLTxPower DL-Power,
    timingAdjustmentRequired TimingAdjustmentRequired,
    ul-CCTrCHInformation UL-CCTrCHInformationList-RL-SetupRspTDD OPTIONAL,
    dl-CCTrCHInformation DL-CCTrCHInformationList-RL-SetupRspTDD OPTIONAL,
    dCH-InformationResponse DCH-InformationResponseList-RL-SetupRspTDD,
    dsch-InformationResponse DSCH-InformationResponse-RL-SetupRspTDD OPTIONAL,
    usch-InformationResponse USCH-InformationResponse-RL-SetupRspTDD OPTIONAL,
    neighbouring-CellInformationList Neighbouring-CellInformationList-RL-SetupRsp OPTIONAL,
    -- note: refer to "Neighbouring-CellInformationList-RL-SetupRsp" in the "RL Seup Response FDD
    iE-Extensions ProtocolExtensionContainer { {RL-InformationResponse-RL-SetupRspTDD-ExtIEs} } OPTIONAL,
    ...
}

RL-InformationResponse-RL-SetupRspTDD-ExtIEs RNSAP-PROTOCOL-EXTENSION ::= {
    ...
}

UL-InterferenceList-RL-SetupRspTDD ::= SEQUENCE (SIZE (1..maxNrOfULTs)) OF UL-InterferenceItem-RL-SetupRspTDD

UL-InterferenceItem-RL-SetupRspTDD ::= SEQUENCE {
    timeSlot      TimeSlot,
    iSCP          UL-TimeslotISCP,
    iE-Extensions ProtocolExtensionContainer { { UL-InterferenceItem-RL-SetupRspTDD-ExtIEs} } OPTIONAL,
    ...
}

```

```

}

UL-InterferenceItem-RL-SetupRspTDD-ExtIEs RNSAP-PROTOCOL-EXTENSION ::= {
    ...
}

UL-CCTrCHInformationList-RL-SetupRspTDD ::= ProtocolIE-Single-Container {{UL-CCTrCHInformationListIEs-RL-SetupRspTDD}}

UL-CCTrCHInformationListIEs-RL-SetupRspTDD RNSAP-PROTOCOL-IES ::= {
    { ID id-UL-CCTrCH-InformationListIE-RL-SetupRspTDD    CRITICALITY ignore TYPE UL-CCTrCHInformationListIE-RL-SetupRspTDD    PRESENCE mandatory }
}

UL-CCTrCHInformationListIE-RL-SetupRspTDD ::= SEQUENCE (SIZE (1..maxNrOfCCTrCHs)) OF UL-CCTrCHInformationItem-RL-SetupRspTDD

UL-CCTrCHInformationItem-RL-SetupRspTDD ::= SEQUENCE {
    cCTrCH-ID                CCTrCH-ID,
    ul-DPCH-Information      UL-DPCH-InformationList-RL-SetupRspTDD    OPTIONAL,
    iE-Extensions            ProtocolExtensionContainer { {UL-CCTrCHInformationItem-RL-SetupRspTDD-ExtIEs} } OPTIONAL,
    ...
}

UL-CCTrCHInformationItem-RL-SetupRspTDD-ExtIEs RNSAP-PROTOCOL-EXTENSION ::= {
    ...
}

UL-DPCH-InformationList-RL-SetupRspTDD ::= ProtocolIE-Single-Container { {UL-DPCH-InformationListIEs-RL-SetupRspTDD} }

UL-DPCH-InformationListIEs-RL-SetupRspTDD RNSAP-PROTOCOL-IES ::= {
    { ID id-UL-DPCH-InformationItem-RL-SetupRspTDD    CRITICALITY ignore TYPE UL-DPCH-InformationItem-RL-SetupRspTDD    PRESENCE mandatory}
}

UL-DPCH-InformationItem-RL-SetupRspTDD ::= SEQUENCE {
    repetitionPeriod          RepetitionPeriod,
    repetitionLength          RepetitionLength,
    tDD-DPCHOffset            TDD-DPCHOffset,
    uL-Timeslot-InformationList-RL-SetupRspTDD      UL-Timeslot-InformationList-RL-SetupRspTDD,
    iE-Extensions            ProtocolExtensionContainer { {UL-DPCH-InformationItem-RL-SetupRspTDD-ExtIEs} } OPTIONAL,
    ...
}

UL-DPCH-InformationItem-RL-SetupRspTDD-ExtIEs RNSAP-PROTOCOL-EXTENSION ::= {
    ...
}

UL-Timeslot-InformationList-RL-SetupRspTDD ::= SEQUENCE ( SIZE (1..maxNrOfTS)) OF UL-Timeslot-InformationItem-RL-SetupRspTDD

UL-Timeslot-InformationItem-RL-SetupRspTDD ::= SEQUENCE {
    timeSlot                  TimeSlot,
    midambleShiftAndBurstType MidambleShiftAndBurstType,
    tFCI-Presence              TFCI-Presence,
}

```

```

    uL-Code-InformationList-RL-SetupRspTDD          UL-Code-InformationList-RL-SetupRspTDD,
    iE-Extensions          ProtocolExtensionContainer { {UL-Timeslot-InformationItem-RL-SetupRspTDD-ExtIEs} } OPTIONAL,
    ...
}

UL-Timeslot-InformationItem-RL-SetupRspTDD-ExtIEs RNSAP-PROTOCOL-EXTENSION ::= {
    ...
}

UL-Code-InformationList-RL-SetupRspTDD ::= SEQUENCE ( SIZE (1..maxNrOfDPCHs)) OF UL-Code-InformationItem-RL-SetupRspTDD

UL-Code-InformationItem-RL-SetupRspTDD ::= SEQUENCE {
    dPCH-ID          DPCH-ID,
    tDD-ChannelisationCode          TDD-ChannelisationCode,
    iE-Extensions          ProtocolExtensionContainer { {UL-Code-InformationItem-RL-SetupRspTDD-ExtIEs} } OPTIONAL,
    ...
}

UL-Code-InformationItem-RL-SetupRspTDD-ExtIEs RNSAP-PROTOCOL-EXTENSION ::= {
    ...
}

DL-CCTrCHInformationList-RL-SetupRspTDD ::= ProtocolIE-Single-Container {{DL-CCTrCHInformationListIEs-RL-SetupRspTDD}}

DL-CCTrCHInformationListIEs-RL-SetupRspTDD RNSAP-PROTOCOL-IES ::= {
    { ID id-DL-CCTrCH-InformationListIE-RL-SetupRspTDD          CRITICALITY ignore TYPE DL-CCTrCHInformationListIE-RL-SetupRspTDD          PRESENCE mandatory }
}

DL-CCTrCHInformationListIE-RL-SetupRspTDD ::= SEQUENCE (SIZE (1..maxNrOfCCTrCHs)) OF DL-CCTrCHInformationItem-RL-SetupRspTDD

DL-CCTrCHInformationItem-RL-SetupRspTDD ::= SEQUENCE {
    cCTrCH-ID          CCTrCH-ID,
    dl-DPCH-Information          DL-DPCH-InformationList-RL-SetupRspTDD          OPTIONAL,
    iE-Extensions          ProtocolExtensionContainer { {DL-CCTrCHInformationItem-RL-SetupRspTDD-ExtIEs} } OPTIONAL,
    ...
}

DL-CCTrCHInformationItem-RL-SetupRspTDD-ExtIEs RNSAP-PROTOCOL-EXTENSION ::= {
    ...
}

DL-DPCH-InformationList-RL-SetupRspTDD ::= ProtocolIE-Single-Container { {DL-DPCH-InformationListIEs-RL-SetupRspTDD} }

DL-DPCH-InformationListIEs-RL-SetupRspTDD RNSAP-PROTOCOL-IES ::= {
    { ID id-DL-DPCH-InformationItem-RL-SetupRspTDD          CRITICALITY ignore TYPE DL-DPCH-InformationItem-RL-SetupRspTDD          PRESENCE mandatory }
}

DL-DPCH-InformationItem-RL-SetupRspTDD ::= SEQUENCE {
    repetitionPeriod          RepetitionPeriod,
    repetitionLength          RepetitionLength,
    tDD-DPCHoffset          TDD-DPCHoffset,

```

```

    dL-Timeslot-InformationList-RL-SetupRspTDD      UL-Timeslot-InformationList-RL-SetupRspTDD,
    iE-Extensions      ProtocolExtensionContainer { {DL-DPCH-InformationItem-RL-SetupRspTDD-ExtIEs} } OPTIONAL,
    ...
}

DL-DPCH-InformationItem-RL-SetupRspTDD-ExtIEs RNSAP-PROTOCOL-EXTENSION ::= {
    ...
}

DL-Timeslot-InformationList-RL-SetupRspTDD ::= SEQUENCE ( SIZE (1..maxNrOfTS)) OF DL-Timeslot-InformationItem-RL-SetupRspTDD

DL-Timeslot-InformationItem-RL-SetupRspTDD ::= SEQUENCE {
    timeSlot      TimeSlot,
    midambleShiftAndBurstType      MidambleShiftAndBurstType,
    tFCI-Presence      TFCI-Presence,
    dL-Code-InformationList-RL-SetupRspTDD      DL-Code-InformationList-RL-SetupRspTDD,
    iE-Extensions      ProtocolExtensionContainer { {DL-Timeslot-InformationItem-RL-SetupRspTDD-ExtIEs} } OPTIONAL,
    ...
}

DL-Timeslot-InformationItem-RL-SetupRspTDD-ExtIEs RNSAP-PROTOCOL-EXTENSION ::= {
    ...
}

DL-Code-InformationList-RL-SetupRspTDD ::= SEQUENCE ( SIZE (1..maxNrOfDPCHs)) OF DL-Code-InformationItem-RL-SetupRspTDD

DL-Code-InformationItem-RL-SetupRspTDD ::= SEQUENCE {
    dPCH-ID      DPCH-ID,
    tDD-ChannelisationCode      TDD-ChannelisationCode,
    iE-Extensions      ProtocolExtensionContainer { {DL-Code-InformationItem-RL-SetupRspTDD-ExtIEs} } OPTIONAL,
    ...
}

DL-Code-InformationItem-RL-SetupRspTDD-ExtIEs RNSAP-PROTOCOL-EXTENSION ::= {
    ...
}

DCH-InformationResponseList-RL-SetupRspTDD ::= ProtocolIE-Single-Container {{DCH-InformationResponseListIEs-RL-SetupRspTDD}}

DCH-InformationResponseListIEs-RL-SetupRspTDD RNSAP-PROTOCOL-IES ::= {
    { ID id-DCH-InformationResponseListIE-RL-SetupRspTDD      CRITICALITY ignore      TYPE DCH-InformationResponseListIE-RL-SetupRspTDD      PRESENCE mandatory }
}

DCH-InformationResponseListIE-RL-SetupRspTDD ::= SEQUENCE (SIZE (1..maxNrOfDCHs)) OF DCH-InformationResponseItem-RL-SetupRspTDD

DCH-InformationResponseItem-RL-SetupRspTDD ::= SEQUENCE {
    dCH-ID      DCH-ID,
    bindingID      BindingID,
    transportLayerAddress      TransportLayerAddress,
    iE-Extensions      ProtocolExtensionContainer { {DCH-InformationResponseItem-RL-SetupRspTDD-ExtIEs} } OPTIONAL,
    ...
}

```

```

}

DCH-InformationResponseItem-RL-SetupRspTDD-ExtIEs RNSAP-PROTOCOL-EXTENSION ::= {
    ...
}

DSCH-InformationResponse-RL-SetupRspTDD ::= ProtocolIE-Single-Container {{DSCH-InformationList-RL-SetupRspTDD}}

DSCH-InformationList-RL-SetupRspTDD RNSAP-PROTOCOL-IES ::= {
    { ID id-DSCH-InformationListIEs-RL-SetupRspTDD          CRITICALITY ignore  TYPE DSCH-InformationListIEs-RL-SetupRspTDD PRESENCE mandatory }
}

DSCH-InformationListIEs-RL-SetupRspTDD ::= SEQUENCE (SIZE(0..maxNoOfDSCHs)) OF DSCHInformationItem-RL-SetupRspTDD

DSCHInformationItem-RL-SetupRspTDD ::= SEQUENCE {
    dsch-ID                DSCH-ID,
    priorityIndicator      PriorityIndicator-RL-SetupRspTDD,
    bindingID              BindingID,
    transportLayerAddress  TransportLayerAddress,
    transportFormatManagement TransportFormatManagement,
    iE-Extensions          ProtocolExtensionContainer { {DSCHInformationItem-RL-SetupRspTDD-ExtIEs} } OPTIONAL,
    ...
}

DSCHInformationItem-RL-SetupRspTDD-ExtIEs RNSAP-PROTOCOL-EXTENSION ::= {
    ...
}

PriorityIndicator-RL-SetupRspTDD ::= SEQUENCE (SIZE(1..16)) OF PriorityIndicatorItem-RL-SetupRspTDD

PriorityIndicatorItem-RL-SetupRspTDD ::= SEQUENCE {
    schedulingPriorityIndicator SchedulingPriorityIndicator,
    mAC-c-sh-SDU-Lengths      MAC-c-sh-SDU-LengthList-RL-SetupRspTDD,
    iE-Extensions              ProtocolExtensionContainer { {PriorityIndicatorItem-RL-SetupRspTDD-ExtIEs} } OPTIONAL,
    ...
}

PriorityIndicatorItem-RL-SetupRspTDD-ExtIEs RNSAP-PROTOCOL-EXTENSION ::= {
    ...
}

MAC-c-sh-SDU-LengthList-RL-SetupRspTDD ::= SEQUENCE(SIZE(1..maxNrOfMACcshSDU-Length)) OF MAC-c-sh-SDU-Length

USCH-InformationResponse-RL-SetupRspTDD ::= ProtocolIE-Single-Container {{USCH-InformationList-RL-SetupRspTDD}}

USCH-InformationList-RL-SetupRspTDD RNSAP-PROTOCOL-IES ::= {
    { ID id-USCH-InformationListIEs-RL-SetupRspTDD          CRITICALITY ignore  TYPE USCH-InformationListIEs-RL-SetupRspTDD PRESENCE mandatory }
}

USCH-InformationListIEs-RL-SetupRspTDD ::= SEQUENCE (SIZE(0..maxNoOfUSCHs)) OF USCHInformationItem-RL-SetupRspTDD

```

```

USCHInformationItem-RL-SetupRspTDD ::= SEQUENCE {
    usch-ID                USCH-ID,
    bindingID              BindingID,
    transportLayerAddress  TransportLayerAddress,
    transportFormatManagement TransportFormatManagement,
    iE-Extensions          ProtocolExtensionContainer { {USCHInformationItem-RL-SetupRspTDD-ExtIEs} } OPTIONAL,
    ...
}

USCHInformationItem-RL-SetupRspTDD-ExtIEs RNSAP-PROTOCOL-EXTENSION ::= {
    ...
}

RadioLinkSetupResponseTDD-Extensions RNSAP-PROTOCOL-EXTENSION ::= {
    ...
}

-- *****
--
-- RADIO LINK SETUP FAILURE FDD
--
-- *****

RadioLinkSetupFailureFDD ::= SEQUENCE {
    protocolIEs                ProtocolIE-Container    {{RadioLinkSetupFailureFDD-IEs}},
    protocolExtensions          ProtocolExtensionContainer {{RadioLinkSetupFailureFDD-Extensions}}
    ...
}

RadioLinkSetupFailureFDD-IEs RNSAP-PROTOCOL-IES ::= {
    { ID id-D-RNTI                CRITICALITY ignore TYPE D-RNTI                PRESENCE optional } |
    { ID id-CN-PS-DomainIdentifier CRITICALITY ignore TYPE CN-PS-DomainIdentifier PRESENCE optional } |
    { ID id-CN-CS-DomainIdentifier CRITICALITY ignore TYPE CN-CS-DomainIdentifier PRESENCE optional } |
    { ID id-CauseLevel-RL-SetupFailureFDD CRITICALITY ignore TYPE CauseLevel-RL-SetupFailureFDD PRESENCE mandatory } |
    { ID id-UL-SIRTarget           CRITICALITY ignore TYPE UL-SIR                PRESENCE optional } |
    { ID id-CriticalityDiagnostics CRITICALITY ignore TYPE CriticalityDiagnostics PRESENCE optional },
    ...
}

CauseLevel-RL-SetupFailureFDD ::= CHOICE {
    generalCause          GeneralCauseList-RL-SetupFailureFDD,
    rLSpecificCause       RLSpecificCauseList-RL-SetupFailureFDD,
    ...
}

GeneralCauseList-RL-SetupFailureFDD ::= ProtocolIE-Single-Container {{ GeneralCauseIE-RL-SetupFailureFDD }}

GeneralCauseIE-RL-SetupFailureFDD RNSAP-PROTOCOL-IES ::= {
    { ID id-GeneralCauseItem-RL-SetupFailureFDD CRITICALITY ignore TYPE GeneralCauseItem-RL-SetupFailureFDD PRESENCE
mandatory }
}

```



```

GeneralCauseItem-RL-SetupFailureFDD ::= SEQUENCE {
    cause                Cause,
    iE-Extensions        ProtocolExtensionContainer { { GeneralCauseItem-RL-SetupFailureFDD-ExtIEs} } OPTIONAL,
    ...
}

GeneralCauseItem-RL-SetupFailureFDD-ExtIEs RNSAP-PROTOCOL-EXTENSION ::= {
    ...
}

RLSpecificCauseList-RL-SetupFailureFDD ::= ProtocolIE-Single-Container { { RLSpecificCauseIE-RL-SetupFailureFDD } }

RLSpecificCauseIE-RL-SetupFailureFDD RNSAP-PROTOCOL-IES ::= {
    { ID      id-RLSpecificCauseItem-RL-SetupFailureFDD      CRITICALITY  ignore          TYPE          RLSpecificCauseItem-RL-SetupFailureFDD
    PRESENCE  mandatory }
}

RLSpecificCauseItem-RL-SetupFailureFDD ::= SEQUENCE {
    unsuccessful-RL-InformationRespList-RL-SetupFailureFDD      UnsuccessfulRL-InformationResponseList-RL-SetupFailureFDD,
    successful-RL-InformationRespList-RL-SetupFailureFDD        SuccessfulRL-InformationResponseList-RL-SetupFailureFDD OPTIONAL,
    iE-Extensions        ProtocolExtensionContainer { { RLSpecificCauseItem-RL-SetupFailureFDD-ExtIEs} } OPTIONAL,
    ...
}

RLSpecificCauseItem-RL-SetupFailureFDD-ExtIEs RNSAP-PROTOCOL-EXTENSION ::= {
    ...
}

UnsuccessfulRL-InformationResponseList-RL-SetupFailureFDD ::= RL-IE-ContainerList1 { {UnsuccessfulRL-InformationResponse-RL-SetupFailureFDD-IEs} }

UnsuccessfulRL-InformationResponse-RL-SetupFailureFDD-IEs RNSAP-PROTOCOL-IES ::= {
    { ID id-UnsuccessfulRL-InformationResponse-RL-SetupFailureFDD      CRITICALITY ignore  TYPE UnsuccessfulRL-InformationResponse-RL-SetupFailureFDD
    PRESENCE mandatory },
    ...
}

UnsuccessfulRL-InformationResponse-RL-SetupFailureFDD ::= SEQUENCE {
    rL-ID                RL-ID,
    cause                Cause,
    iE-Extensions        ProtocolExtensionContainer { {UnsuccessfulRL-InformationResponse-RL-SetupFailureFDD-ExtIEs} } OPTIONAL,
    ...
}

UnsuccessfulRL-InformationResponse-RL-SetupFailureFDD-ExtIEs RNSAP-PROTOCOL-EXTENSION ::= {
    ...
}

SuccessfulRL-InformationResponseList-RL-SetupFailureFDD ::= RL-IE-ContainerList0-1 { {SuccessfulRL-InformationResponse-RL-SetupFailureFDD-IEs} }

```

```

SuccessfulRL-InformationResponse-RL-SetupFailureFDD-IEs RNSAP-PROTOCOL-IES ::= {
  { ID id-SuccessfulRL-InformationResponse-RL-SetupFailureFDD    CRITICALITY ignore    TYPE SuccessfulRL-InformationResponse-RL-SetupFailureFDD
  PRESENCE mandatory },
  ...
}

SuccessfulRL-InformationResponse-RL-SetupFailureFDD ::= SEQUENCE {
  rL-ID                               RL-ID,
  rL-Set-ID                           RL-Set-ID,
  uRA-ID                               URA-ID,
  sAI                                  SAI,
  rSSI                                 RSSI,
  dl-CodeInformation                  DL-CodeInformationList-RL-SetupFailureFDD,
  diversityIndication                 DiversityIndication-RL-SetupFailureFDD,
  -- This IE represents both the Diversity Indication IE and the choice based on the diversity indication as described in
  -- the tabular message format in subclause 9.1.
  sSDT-SupportIndicator               SSdT-SupportIndicator,
  maxUL-SIR                           UL-SIR,
  minUL-SIR                            UL-SIR,
  closedloopTimingadjustmentmode      ClosedloopTimingadjustmentmode OPTIONAL,
  maximumAllowedULTxPower              MaximumAllowedULTxPower,
  maximumDLTxPower                    DL-Power,
  minimumDLTxPower                    DL-Power,
  dSCH-InformationResponse-RL-SetupFailureFDD    DSCH-InformationResponseList-RL-SetupFailureFDD    OPTIONAL,
  neighbouring-CellInformationList      Neighbouring-CellInformationList-RL-SetupFailureFDD OPTIONAL,
  iE-Extensions                         ProtocolExtensionContainer { {SuccessfulRL-InformationResponse-RL-SetupFailureFDD-ExtIEs} } OPTIONAL,
  ...
}

SuccessfulRL-InformationResponse-RL-SetupFailureFDD-ExtIEs RNSAP-PROTOCOL-EXTENSION ::= {
  ...
}

DL-CodeInformationList-RL-SetupFailureFDD ::= ProtocolIE-Single-Container {{ DL-CodeInformationListIEs-RL-SetupFailureFDD }}

DL-CodeInformationListIEs-RL-SetupFailureFDD RNSAP-PROTOCOL-IES ::= {
  { ID id-DL-CodeInformationListIE-RL-SetupFailureFDD    CRITICALITY ignore    TYPE DL-CodeInformationListIE-RL-SetupFailureFDD    PRESENCE mandatory
  }
}

DL-CodeInformationListIE-RL-SetupFailureFDD ::= SEQUENCE (SIZE (1..maxNrOfDL-Codes)) OF DL-CodeInformationItem-RL-SetupFailureFDD

DL-CodeInformationItem-RL-SetupFailureFDD ::= SEQUENCE {
  dl-ScramblingCode                   DL-ScramblingCode,
  fDD-DL-ChannelisationCodeNumber      FDD-DL-ChannelisationCodeNumber,
  transmission-Gap-Pattern-Sequence-Information-Response    Transmission-Gap-Pattern-Sequence-Information-Response OPTIONAL,
  iE-Extensions                         ProtocolExtensionContainer { {DL-CodeInformationItem-RL-SetupFailureFDD-ExtIEs} } OPTIONAL,
  ...
}

DL-CodeInformationItem-RL-SetupFailureFDD-ExtIEs RNSAP-PROTOCOL-EXTENSION ::= {

```

```

}
...
DiversityIndication-RL-SetupFailureFDD ::= ProtocolIE-Single-Container {{ DiversityIndicationIE-RL-SetupFailureFDD }}

DiversityIndicationIE-RL-SetupFailureFDD RNSAP-PROTOCOL-IES ::= {
  { ID id-DiversityIndicationItem-RL-SetupFailureFDD  CRITICALITY ignore TYPE      DiversityIndicationItem-RL-SetupFailureFDD  PRESENCE mandatory }
}

DiversityIndicationItem-RL-SetupFailureFDD ::= CHOICE {
  combining                               Combining-RL-SetupFailureFDD,
  nonCombiningOrFirstRL                   NonCombiningOrFirstRL-RL-SetupFailureFDD,
  ...
}

Combining-RL-SetupFailureFDD ::= ProtocolIE-Single-Container {{ CombiningIE-RL-SetupFailureFDD }}

CombiningIE-RL-SetupFailureFDD RNSAP-PROTOCOL-IES ::= {
  { ID id-CombiningItem-RL-SetupFailureFDD  CRITICALITY ignore  TYPE CombiningItem-RL-SetupFailureFDD  PRESENCE mandatory }
}

CombiningItem-RL-SetupFailureFDD ::= SEQUENCE {
  rL-ID                               RL-ID,
  iE-Extensions                       ProtocolExtensionContainer { { CombiningItem-RL-SetupFailureFDD-ExtIEs} } OPTIONAL,
  ...
}

CombiningItem-RL-SetupFailureFDD-ExtIEs RNSAP-PROTOCOL-EXTENSION ::= {
  ...
}

NonCombiningOrFirstRL-RL-SetupFailureFDD ::= ProtocolIE-Single-Container {{ NonCombiningOrFirstRLIE-RL-SetupFailureFDD }}

NonCombiningOrFirstRLIE-RL-SetupFailureFDD RNSAP-PROTOCOL-IES ::= {
  { ID id-NonCombiningOrFirstRLItem-RL-SetupFailureFDD  CRITICALITY ignore  TYPE      NonCombiningOrFirstRLItem-RL-SetupFailureFDD  PRESENCE
mandatory }
}

NonCombiningOrFirstRLItem-RL-SetupFailureFDD ::= SEQUENCE {
  dCH-InformationResponse-RL-SetupFailureFDD          DCH-InformationResponseList-RL-SetupFailureFDD          OPTIONAL,
  iE-Extensions                                       ProtocolExtensionContainer { { NonCombiningOrFirstRLItem-RL-SetupFailureFDD-ExtIEs} } OPTIONAL,
  ...
}

NonCombiningOrFirstRLItem-RL-SetupFailureFDD-ExtIEs RNSAP-PROTOCOL-EXTENSION ::= {
  ...
}

DCH-InformationResponseList-RL-SetupFailureFDD ::= SEQUENCE (SIZE (0..maxNrOfDCHs)) OF DCH-InformationResponseItem-RL-SetupFailureFDD

DCH-InformationResponseItem-RL-SetupFailureFDD ::= SEQUENCE {

```

```

dCH-ID                DCH-ID,
bindingID              BindingID,
transportLayerAddress TransportLayerAddress,
iE-Extensions          ProtocolExtensionContainer { {DCH-InformationResponseItem-RL-SetupFailureFDD-ExtIEs} } OPTIONAL,
...
}

DCH-InformationResponseItem-RL-SetupFailureFDD-ExtIEs RNSAP-PROTOCOL-EXTENSION ::= {
...
}

DSCH-InformationResponseList-RL-SetupFailureFDD ::= ProtocolIE-Single-Container {{ DSCH-InformationResponseListIEs-RL-SetupFailureFDD }}

DSCH-InformationResponseListIEs-RL-SetupFailureFDD RNSAP-PROTOCOL-IES ::= {
  { ID id-DSCH-InformationResponseListIE-RL-SetupFailureFDD  CRITICALITY ignore  TYPE DSCH-InformationResponseListIE-RL-SetupFailureFDD  PRESENCE
mandatory }
}

DSCH-InformationResponseListIE-RL-SetupFailureFDD ::= SEQUENCE (SIZE(0..maxNoOfDSCHs)) OF DSCHInformationItem-RL-SetupFailureFDD

DSCHInformationItem-RL-SetupFailureFDD ::= SEQUENCE {
  dsch-ID                DSCH-ID,
  bindingID              BindingID,
  transportLayerAddress  TransportLayerAddress,
  iE-Extensions          ProtocolExtensionContainer { {DSCHInformationItem-RL-SetupFailureFDD-ExtIEs} } OPTIONAL,
  ...
}

DSCHInformationItem-RL-SetupFailureFDD-ExtIEs RNSAP-PROTOCOL-EXTENSION ::= {
...
}

Neighbouring-CellInformationList-RL-SetupFailureFDD ::= SEQUENCE (SIZE (0..maxNrOfNeighbouringRNCs)) OF ProtocolIE-Single-Container {{ Neighbouring-
CellInformationItemIE-RL-SetupFailureFDD }}

Neighbouring-CellInformationItemIE-RL-SetupFailureFDD RNSAP-PROTOCOL-IES ::= {
  { ID id-Neighbouring-CellInformationItem-RL-SetupFailureFDD  CRITICALITY ignore  TYPE Neighbouring-CellInformationItem-RL-SetupFailureFDD
PRESENCE  mandatory }
}

Neighbouring-CellInformationItem-RL-SetupFailureFDD ::= SEQUENCE {
  rNC-ID                RNC-ID,
  cN-PS-DomainIdentifier CN-PS-DomainIdentifier  OPTIONAL,
  cN-CS-DomainIdentifier CN-CS-DomainIdentifier  OPTIONAL,
  per-FDD-Cell-InformationList Per-FDD-Cell-InformationList-RL-SetupFailureFDD OPTIONAL,
  per-TDD-Cell-InformationList Per-TDD-Cell-InformationList-RL-SetupFailureFDD OPTIONAL,
  iE-Extensions          ProtocolExtensionContainer { {Neighbouring-CellInformationItem-RL-SetupFailureFDD-ExtIEs} } OPTIONAL,
  ...
}

Neighbouring-CellInformationItem-RL-SetupFailureFDD-ExtIEs RNSAP-PROTOCOL-EXTENSION ::= {

```

```

}
...
}
Per-FDD-Cell-InformationList-RL-SetupFailureFDD ::= SEQUENCE ( SIZE (1..maxNrOfFDDNeighboursPerRNC,...)) OF Per-FDD-Cell-InformationItem-RL-SetupFailureFDD

Per-FDD-Cell-InformationItem-RL-SetupFailureFDD ::= SEQUENCE {
  c-ID                C-ID,
  uARFCNforNu        UARFCN,
  uARFCNforNd        UARFCN,
  frameOffset        FrameOffset          OPTIONAL,
  primaryScramblingCode PrimaryScramblingCode,
  primaryCPICH-Power PrimaryCPICH-Power    OPTIONAL,
  cellIndividualOffset CellIndividualOffset  OPTIONAL,
  txDiversityIndicator TxDiversityIndicator,
  sTTD-SupportIndicator STTD-SupportIndicator  OPTIONAL,
  closedLoopMode1-SupportIndicator ClosedLoopMode1-SupportIndicator  OPTIONAL,
  closedLoopMode2-SupportIndicator ClosedLoopMode2-SupportIndicator  OPTIONAL,
  iE-Extensions      ProtocolExtensionContainer { { Per-FDD-Cell-InformationItem-RL-SetupFailureFDD-ExtIEs} } OPTIONAL,
  ...
}

Per-FDD-Cell-InformationItem-RL-SetupFailureFDD-ExtIEs RNSAP-PROTOCOL-EXTENSION ::= {
  ...
}

Per-TDD-Cell-InformationList-RL-SetupFailureFDD ::= SEQUENCE ( SIZE (1..maxNrOfTDDNeighboursPerRNC,...)) OF Per-TDD-Cell-InformationItem-RL-SetupFailureFDD

Per-TDD-Cell-InformationItem-RL-SetupFailureFDD ::= SEQUENCE {
  c-ID                C-ID,
  uARFCNforNt        UARFCN,
  frameOffset        FrameOffset          OPTIONAL,
  cellParameterID    CellParameterID,
  syncCase           SyncCase,
  timeSlot           TimeSlot             OPTIONAL
  -- This IE is present only if Sync Case = Case1 -- ,
  sCH-TimeSlot       SCH-TimeSlot         OPTIONAL
  -- This IE is present only if Sync Case = Case2 -- ,
  block-STTD-Indicator Block-STTD-Indicator,
  cellIndividualOffset CellIndividualOffset  OPTIONAL,
  dPCHConstantValue DPCHConstantValue  OPTIONAL,
  pCCPCH-Power      PCCPCH-Power,
  iE-Extensions      ProtocolExtensionContainer { { Per-TDD-Cell-InformationItem-RL-SetupFailureFDD-ExtIEs} } OPTIONAL,
  ...
}

Per-TDD-Cell-InformationItem-RL-SetupFailureFDD-ExtIEs RNSAP-PROTOCOL-EXTENSION ::= {
  ...
}

```

```

RadioLinkSetupFailureFDD-Extensions RNSAP-PROTOCOL-EXTENSION ::= {
    ...
}

-- *****
--
-- RADIO LINK SETUP FAILURE TDD
--
-- *****

RadioLinkSetupFailureTDD ::= SEQUENCE {
    protocolIEs                ProtocolIE-Container    {{RadioLinkSetupFailureTDD-IEs}},
    protocolExtensions          ProtocolExtensionContainer {{RadioLinkSetupFailureTDD-Extensions}}    OPTIONAL,
    ...
}

RadioLinkSetupFailureTDD-IEs RNSAP-PROTOCOL-IES ::= {
    { ID id-CauseLevel-RL-SetupFailureTDD    CRITICALITY ignore    TYPE CauseLevel-RL-SetupFailureTDD    PRESENCE mandatory }|
    { ID id-CriticalityDiagnostics            CRITICALITY ignore    TYPE CriticalityDiagnostics    PRESENCE optional },
    ...
}

CauseLevel-RL-SetupFailureTDD ::= CHOICE {
    generalCause                GeneralCauseList-RL-SetupFailureTDD,
    rLSpecificCause            RLSpecificCauseList-RL-SetupFailureTDD,
    ...
}

GeneralCauseList-RL-SetupFailureTDD ::= ProtocolIE-Single-Container {{ GeneralCauseIE-RL-SetupFailureTDD }}

GeneralCauseIE-RL-SetupFailureTDD RNSAP-PROTOCOL-IES ::= {
    { ID id-GeneralCauseItem-RL-SetupFailureTDD    CRITICALITY ignore    TYPE GeneralCauseItem-RL-SetupFailureTDD    PRESENCE mandatory }
}

GeneralCauseItem-RL-SetupFailureTDD ::= SEQUENCE {
    cause                        Cause,
    iE-Extensions                ProtocolExtensionContainer { { GeneralCauseItem-RL-SetupFailureTDD-ExtIEs } }    OPTIONAL,
    ...
}

GeneralCauseItem-RL-SetupFailureTDD-ExtIEs RNSAP-PROTOCOL-EXTENSION ::= {
    ...
}

RLSpecificCauseList-RL-SetupFailureTDD ::= ProtocolIE-Single-Container {{ RLSpecificCauseIE-RL-SetupFailureTDD }}

RLSpecificCauseIE-RL-SetupFailureTDD RNSAP-PROTOCOL-IES ::= {
    { ID id-RLSpecificCauseItem-RL-SetupFailureTDD    CRITICALITY ignore    TYPE RLSpecificCauseItem-RL-SetupFailureTDD    PRESENCE mandatory }
}

RLSpecificCauseItem-RL-SetupFailureTDD ::= SEQUENCE {

```

```

    unsuccessful-RL-InformationRespItem-RL-SetupFailureTDD Unsuccessful-RL-InformationRespItem-RL-SetupFailureTDD,
    iE-Extensions ProtocolExtensionContainer { { RLSpecificCauseItem-RL-SetupFailureTDD-ExtIEs} } OPTIONAL,
    ...
}

RLSpecificCauseItem-RL-SetupFailureTDD-ExtIEs RNSAP-PROTOCOL-EXTENSION ::= {
    ...
}

Unsuccessful-RL-InformationRespItem-RL-SetupFailureTDD ::= ProtocolIE-Single-Container { {Unsuccessful-RL-InformationRespItemIE-RL-SetupFailureTDD} }

Unsuccessful-RL-InformationRespItemIE-RL-SetupFailureTDD RNSAP-PROTOCOL-IES ::= {
    { ID id-UnsuccessfulRL-InformationResponse-RL-SetupFailureTDD CRITICALITY ignore TYPE UnsuccessfulRL-InformationResponse-RL-
    SetupFailureTDD PRESENCE mandatory }
}

UnsuccessfulRL-InformationResponse-RL-SetupFailureTDD ::= SEQUENCE {
    rL-ID RL-ID,
    cause Cause,
    iE-Extensions ProtocolExtensionContainer { {UnsuccessfulRL-InformationResponse-RL-SetupFailureTDD-ExtIEs} } OPTIONAL,
    ...
}

UnsuccessfulRL-InformationResponse-RL-SetupFailureTDD-ExtIEs RNSAP-PROTOCOL-EXTENSION ::= {
    ...
}

RadioLinkSetupFailureTDD-Extensions RNSAP-PROTOCOL-EXTENSION ::= {
    ...
}

-- *****
--
-- RADIO LINK ADDITION REQUEST FDD
--
-- *****

RadioLinkAdditionRequestFDD ::= SEQUENCE {
    protocolIEs ProtocolIE-Container {{RadioLinkAdditionRequestFDD-IEs}},
    protocolExtensions ProtocolExtensionContainer {{RadioLinkAdditionRequestFDD-Extensions}} OPTIONAL,
    ...
}

RadioLinkAdditionRequestFDD-IEs RNSAP-PROTOCOL-IES ::= {
    { ID id-UL-SIRTarget CRITICALITY reject TYPE UL-SIR PRESENCE mandatory } |
    { ID id-RL-InformationList-RL-AdditionRqstFDD CRITICALITY notify TYPE RL-InformationList-RL-AdditionRqstFDD PRESENCE mandatory } |
    { ID id-Active-Pattern-Sequence-Information CRITICALITY reject TYPE Active-Pattern-Sequence-Information PRESENCE optional },
    ...
}

RL-InformationList-RL-AdditionRqstFDD ::= RL-IE-ContainerList1-1 { {RL-Information-RL-AdditionRqstFDD-IEs} }

```

```

RL-Information-RL-AdditionRqstFDD-IEs RNSAP-PROTOCOL-IES ::= {
  { ID id-RL-Information-RL-AdditionRqstFDD  CRITICALITY notify  TYPE RL-Information-RL-AdditionRqstFDD  PRESENCE mandatory  },
  ...
}

RL-Information-RL-AdditionRqstFDD ::= SEQUENCE {
  rL-ID                RL-ID,
  c-ID                C-ID,
  frameOffset         FrameOffset,
  chipOffset          ChipOffset,
  diversityControlField DiversityControlField,
  primaryCPICH-EcNo   PrimaryCPICH-EcNo  OPTIONAL,
  sSDT-CellID         SSDT-CellID  OPTIONAL,
  transmitDiversityIndicator TransmitDiversityIndicator  OPTIONAL,
  iE-Extensions       ProtocolExtensionContainer { {RL-Information-RL-AdditionRqstFDD-ExtIEs} } OPTIONAL,
  ...
}

RL-Information-RL-AdditionRqstFDD-ExtIEs RNSAP-PROTOCOL-EXTENSION ::= {
  ...
}

RadioLinkAdditionRequestFDD-Extensions RNSAP-PROTOCOL-EXTENSION ::= {
  ...
}

-- *****
--
-- RADIO LINK ADDITION REQUEST TDD
--
-- *****

RadioLinkAdditionRequestTDD ::= SEQUENCE {
  protocolIEs          ProtocolIE-Container  {{RadioLinkAdditionRequestTDD-IEs}},
  protocolExtensions   ProtocolExtensionContainer {{RadioLinkAdditionRequestTDD-Extensions}}  OPTIONAL,
  ...
}

RadioLinkAdditionRequestTDD-IEs RNSAP-PROTOCOL-IES ::= {
  { ID id-RL-Information-RL-AdditionRqstTDD  CRITICALITY reject  TYPE RL-Information-RL-AdditionRqstTDD  PRESENCE mandatory  },
  ...
}

RL-Information-RL-AdditionRqstTDD ::= SEQUENCE {
  rL-ID                RL-ID,
  c-ID                C-ID,
  frameOffset         FrameOffset,
  diversityControlField DiversityControlField,
  primaryCCPCH-RSCP   PrimaryCCPCH-RSCP  OPTIONAL,
  timeSlot-ISCPList-RL-AdditionRqstTDD  TimeSlot-ISCPList-RL-AdditionRqstTDD  OPTIONAL,

```



```

    iE-Extensions          ProtocolExtensionContainer { {RL-Information-RL-AdditionRqstTDD-ExtIEs} } OPTIONAL,
    ...
}

RL-Information-RL-AdditionRqstTDD-ExtIEs RNSAP-PROTOCOL-EXTENSION ::= {
    ...
}

TimeSlot-ISCPList-RL-AdditionRqstTDD ::= SEQUENCE (SIZE (0..maxNrOfDLTs)) OF Timeslot-ISCPItem-RL-AdditionRspTDD

Timeslot-ISCPItem-RL-AdditionRspTDD ::= SEQUENCE {
    timeSlot              TimeSlot,
    dL-TimeslotISCP      DL-TimeslotISCP,
    iE-Extensions        ProtocolExtensionContainer { { Timeslot-ISCPItem-RL-AdditionRspTDD-ExtIEs} } OPTIONAL,
    ...
}

Timeslot-ISCPItem-RL-AdditionRspTDD-ExtIEs RNSAP-PROTOCOL-EXTENSION ::= {
    ...
}

RadioLinkAdditionRequestTDD-Extensions RNSAP-PROTOCOL-EXTENSION ::= {
    ...
}

-- *****
--
-- RADIO LINK ADDITION RESPONSE FDD
--
-- *****

RadioLinkAdditionResponseFDD ::= SEQUENCE {
    protocolIEs          ProtocolIE-Container    {{RadioLinkAdditionResponseFDD-IEs}},
    protocolExtensions   ProtocolExtensionContainer {{RadioLinkAdditionResponseFDD-Extensions}}    OPTIONAL,
    ...
}

RadioLinkAdditionResponseFDD-IEs RNSAP-PROTOCOL-IES ::= {
    { ID id-RL-InformationResponseList-RL-AdditionRspFDD    CRITICALITY ignore    TYPE RL-InformationResponseList-RL-AdditionRspFDD    PRESENCE mandatory
    } |
    { ID id-CriticalityDiagnostics          CRITICALITY ignore    TYPE CriticalityDiagnostics          PRESENCE optional },
    ...
}

RL-InformationResponseList-RL-AdditionRspFDD ::= RL-IE-ContainerList1-1 { {RL-InformationResponseItemIEs-RL-AdditionRspFDD} }

RL-InformationResponseItemIEs-RL-AdditionRspFDD RNSAP-PROTOCOL-IES ::= {
    { ID id-RL-InformationResponseItem-RL-AdditionRspFDD    CRITICALITY ignore    TYPE RL-InformationResponseItem-RL-AdditionRspFDD    PRESENCE
    mandatory },
    ...
}

```

```

RL-InformationResponseItem-RL-AdditionRspFDD ::= SEQUENCE {
    rL-ID                               RL-ID,
    rL-Set-ID                           RL-Set-ID,
    uRA-ID                               URA-ID,
    sAI                                  SAI,
    gA-Cell                             GA-Cell OPTIONAL,
    gA-AccessPointPosition              GA-AccessPointPosition OPTIONAL,
    rSSI                                 RSSI,
    secondary-CCPCH-Info                Secondary-CCPCH-Info-RL-AdditionRspFDD OPTIONAL,
    dl-CodeInformation                  DL-CodeInformationList-RL-AdditionRspFDD,
    diversityIndication                 DiversityIndication-RL-AdditionRspFDD,
    -- This IE represents both the Diversity Indication IE and the choice based on the diversity indication as described in
    -- the tabular message format in subclause 9.1.
    sSDT-SupportIndicator               SSDT-SupportIndicator,
    minUL-SIR                           UL-SIR,
    maxUL-SIR                           UL-SIR,
    closedloopTimingAdjustmentMode      ClosedloopTimingAdjustmentMode OPTIONAL,
    maximumAllowedULTxPower             MaximumAllowedULTxPower,
    maximumDLTxPower                   DL-Power,
    minimumDLTxPower                   DL-Power,
    neighbouring-CellInformationList     Neighbouring-CellInformationList-RL-AdditionRsp OPTIONAL,
    iE-Extensions                       ProtocolExtensionContainer { {RL-InformationResponseItem-RL-AdditionRspFDD-ExtIEs} } OPTIONAL,
    ...
}

```

```

RL-InformationResponseItem-RL-AdditionRspFDD-ExtIEs RNSAP-PROTOCOL-EXTENSION ::= {
    ...
}

```

```

Secondary-CCPCH-Info-RL-AdditionRspFDD ::= SEQUENCE {
    fDD-S-CCPCH-Offset                 FDD-S-CCPCH-Offset,
    dl-ScramblingCode                  DL-ScramblingCode,
    fDD-DL-ChannelisationCodeNumber    FDD-DL-ChannelisationCodeNumber,
    dl-TFCS                             TFCS,
    secondaryCCPCH-SlotFormat           SecondaryCCPCH-SlotFormat,
    tFCI-Presence                       TFCI-Presence OPTIONAL,
    -- This IE is present only if the Secondary CCPCH Slot Format is equal to any of the value 8 to 17
    multiplexingPosition                MultiplexingPosition,
    sTTD-Indicator                      STTD-Indicator,
    fACH-PCH-InformationList            FACH-PCH-InformationList-RL-AdditionRspFDD,
    schedulingInformation               SchedulingInformation-RL-AdditionRspFDD,
    iE-Extensions                       ProtocolExtensionContainer { { Secondary-CCPCH-Info-RL-AdditionRspFDD-ExtIEs} } OPTIONAL,
    ...
}

```

```

Secondary-CCPCH-Info-RL-AdditionRspFDD-ExtIEs RNSAP-PROTOCOL-EXTENSION ::= {
    ...
}

```

```

FACH-PCH-InformationList-RL-AdditionRspFDD ::= SEQUENCE (SIZE(1..maxFACHCountPlus1)) OF FACH-PCH-InformationItem-RL-AdditionRspFDD

```

```

FACH-PCH-InformationItem-RL-AdditionRspFDD ::= SEQUENCE {
    transportFormatSet          TransportFormatSet,
    iE-Extensions                ProtocolExtensionContainer { { FACH-PCH-InformationItem-RL-AdditionRspFDD-ExtIEs } } OPTIONAL,
    ...
}

FACH-PCH-InformationItem-RL-AdditionRspFDD-ExtIEs RNSAP-PROTOCOL-EXTENSION ::= {
    ...
}

SchedulingInformation-RL-AdditionRspFDD ::= SEQUENCE {
    iB-SG-Rep                    IB-SG-REP,
    segmentInformationList       SegmentInformationList-RL-AdditionRspFDD,
    iE-Extensions                ProtocolExtensionContainer { { SchedulingInformation-RL-AdditionRspFDD-ExtIEs } } OPTIONAL,
    ...
}

SchedulingInformation-RL-AdditionRspFDD-ExtIEs RNSAP-PROTOCOL-EXTENSION ::= {
    ...
}

SegmentInformationList-RL-AdditionRspFDD ::= SEQUENCE (SIZE(1..maxIBSEG)) OF SegmentInformationItem-RL-AdditionRspFDD

SegmentInformationItem-RL-AdditionRspFDD ::= SEQUENCE {
    iB-SG-POS                    IB-SG-POS,
    iE-Extensions                ProtocolExtensionContainer { { SegmentInformationItem-RL-AdditionRspFDD-ExtIEs } } OPTIONAL,
    ...
}

SegmentInformationItem-RL-AdditionRspFDD-ExtIEs RNSAP-PROTOCOL-EXTENSION ::= {
    ...
}

DL-CodeInformationList-RL-AdditionRspFDD ::= ProtocolIE-Single-Container {{ DL-CodeInformationListIEs-RL-AdditionRspFDD }}

DL-CodeInformationListIEs-RL-AdditionRspFDD RNSAP-PROTOCOL-IES ::= {
    { ID id-DL-CodeInformationListIE-RL-AdditionRspFDD    CRITICALITY ignore TYPE DL-CodeInformationListIE-RL-AdditionRspFDD    PRESENCE mandatory }
}

DL-CodeInformationListIE-RL-AdditionRspFDD ::= SEQUENCE (SIZE (1..maxNrOfDL-Codes)) OF DL-CodeInformationItem-RL-AdditionRspFDD

DL-CodeInformationItem-RL-AdditionRspFDD ::= SEQUENCE {
    dl-ScramblingCode            DL-ScramblingCode,
    fDD-DL-ChannelisationCodeNumber    FDD-DL-ChannelisationCodeNumber,
    transmission-Gap-Pattern-Sequence-Information-Response    Transmission-Gap-Pattern-Sequence-Information-Response    OPTIONAL,
    iE-Extensions                ProtocolExtensionContainer { {DL-CodeInformationItem-RL-AdditionRspFDD-ExtIEs} } OPTIONAL,
    ...
}

DL-CodeInformationItem-RL-AdditionRspFDD-ExtIEs RNSAP-PROTOCOL-EXTENSION ::= {

```

```

}
...
}
DiversityIndication-RL-AdditionRspFDD ::= ProtocolIE-Single-Container {{ DiversityIndicationIE-RL-AdditionRspFDD }}

DiversityIndicationIE-RL-AdditionRspFDD RNSAP-PROTOCOL-IES ::= {
  { ID id-DiversityIndicationItem-RL-AdditionRspFDD  CRITICALITY ignore  TYPE      DiversityIndicationItem-RL-AdditionRspFDD  PRESENCE mandatory }
}

DiversityIndicationItem-RL-AdditionRspFDD ::= CHOICE {
  combining                Combining-RL-AdditionRspFDD,
  nonCombining             NonCombining-RL-AdditionRspFDD,
  ...
}

Combining-RL-AdditionRspFDD ::= ProtocolIE-Single-Container {{ CombiningIE-RL-AdditionRspFDD }}

CombiningIE-RL-AdditionRspFDD RNSAP-PROTOCOL-IES ::= {
  { ID id-CombiningItem-RL-AdditionRspFDD  CRITICALITY ignore  TYPE CombiningItem-RL-AdditionRspFDD  PRESENCE mandatory }
}

CombiningItem-RL-AdditionRspFDD ::= SEQUENCE {
  rL-ID                    RL-ID,
  iE-Extensions            ProtocolExtensionContainer { { CombiningItem-RL-AdditionRspFDD-ExtIEs } } OPTIONAL,
  ...
}

CombiningItem-RL-AdditionRspFDD-ExtIEs RNSAP-PROTOCOL-EXTENSION ::= {
  ...
}

NonCombining-RL-AdditionRspFDD ::= ProtocolIE-Single-Container {{ NonCombiningIE-RL-AdditionRspFDD }}

NonCombiningIE-RL-AdditionRspFDD RNSAP-PROTOCOL-IES ::= {
  { ID id-NonCombiningItem-RL-AdditionRspFDD  CRITICALITY ignore  TYPE NonCombiningItem-RL-AdditionRspFDD  PRESENCE mandatory }
}

NonCombiningItem-RL-AdditionRspFDD ::= SEQUENCE {
  dCH-InformationResponse-RL-AdditionRspFDD  DCH-InformationResponseList-RL-AdditionRspFDD,
  iE-Extensions                              ProtocolExtensionContainer { { NonCombiningItem-RL-AdditionRspFDD-ExtIEs } } OPTIONAL,
  ...
}

NonCombiningItem-RL-AdditionRspFDD-ExtIEs RNSAP-PROTOCOL-EXTENSION ::= {
  ...
}

DCH-InformationResponseList-RL-AdditionRspFDD ::= SEQUENCE (SIZE (1..maxNrOfDCHs)) OF DCH-InformationResponseItem-RL-AdditionRspFDD

DCH-InformationResponseItem-RL-AdditionRspFDD ::= SEQUENCE {
  dCH-ID                    DCH-ID,

```

```

bindingID          BindingID,
transportLayerAddress TransportLayerAddress,
iE-Extensions     ProtocolExtensionContainer { {DCH-InformationResponseItem-RL-AdditionRspFDD-ExtIEs} } OPTIONAL,
...
}

DCH-InformationResponseItem-RL-AdditionRspFDD-ExtIEs RNSAP-PROTOCOL-EXTENSION ::= {
...
}

Neighbouring-CellInformationList-RL-AdditionRsp ::= SEQUENCE (SIZE (0..maxNrOfNeighbouringRNCs)) OF ProtocolIE-Single-Container {{ Neighbouring-CellInformationItemIE-RL-AdditionRsp }}

Neighbouring-CellInformationItemIE-RL-AdditionRsp RNSAP-PROTOCOL-IES ::= {
  { ID id-Neighbouring-CellInformationItem-RL-AdditionRsp CRITICALITY ignore TYPE Neighbouring-CellInformationItem-RL-AdditionRsp PRESENCE mandatory }
}

Neighbouring-CellInformationItem-RL-AdditionRsp ::= SEQUENCE {
  rNC-ID          RNC-ID,
  cN-PS-DomainIdentifier CN-PS-DomainIdentifier OPTIONAL,
  cN-CS-DomainIdentifier CN-CS-DomainIdentifier OPTIONAL,
  per-FDD-Cell-InformationList Per-FDD-Cell-InformationList-RL-AdditionRsp OPTIONAL,
  per-TDD-Cell-InformationList Per-TDD-Cell-InformationList-RL-AdditionRsp OPTIONAL,
  iE-Extensions   ProtocolExtensionContainer { {Neighbouring-CellInformationItem-RL-AdditionRsp-ExtIEs} } OPTIONAL,
  ...
}

Neighbouring-CellInformationItem-RL-AdditionRsp-ExtIEs RNSAP-PROTOCOL-EXTENSION ::= {
...
}

Per-FDD-Cell-InformationList-RL-AdditionRsp ::= SEQUENCE ( SIZE (1..maxNrOfFDDNeighboursPerRNC,...)) OF Per-FDD-Cell-InformationItem-RL-AdditionRsp

Per-FDD-Cell-InformationItem-RL-AdditionRsp ::= SEQUENCE {
  c-ID          C-ID,
  uARFCNforNu  UARFCN,
  uARFCNforNd  UARFCN,
  frameOffset  FrameOffset OPTIONAL,
  primaryScramblingCode PrimaryScramblingCode,
  primaryCPICH-Power PrimaryCPICH-Power OPTIONAL,
  cellIndividualOffset CellIndividualOffset OPTIONAL,
  txDiversityIndicator TxDiversityIndicator,
  STTD-SupportIndicator STTD-SupportIndicator OPTIONAL,
  closedLoopModel-SupportIndicator ClosedLoopModel-SupportIndicator OPTIONAL,
  closedLoopMode2-SupportIndicator ClosedLoopMode2-SupportIndicator OPTIONAL,
  iE-Extensions ProtocolExtensionContainer { { Per-FDD-Cell-InformationItem-RL-AdditionRsp-ExtIEs} } OPTIONAL,
  ...
}

Per-FDD-Cell-InformationItem-RL-AdditionRsp-ExtIEs RNSAP-PROTOCOL-EXTENSION ::= {

```

```

}
...
}
Per-TDD-Cell-InformationList-RL-AdditionRsp ::= SEQUENCE ( SIZE (1..maxNrOfTDDNeighboursPerRNC,...)) OF Per-TDD-Cell-InformationItem-RL-AdditionRsp

Per-TDD-Cell-InformationItem-RL-AdditionRsp ::= SEQUENCE {
  c-ID                C-ID,
  uARFCNforNt        UARFCN,
  frameOffset        FrameOffset      OPTIONAL,
  cellParameterID    CellParameterID,
  syncCase           SyncCase,
  timeSlot           TimeSlot          OPTIONAL
  -- This IE is present only if Sync Case = Case1 -- ,
  sCH-TimeSlot       SCH-TimeSlot      OPTIONAL
  -- This IE is present only if Sync Case = Case2 -- ,
  block-STTD-Indicator Block-STTD-Indicator,
  cellIndividualOffset CellIndividualOffset OPTIONAL,
  dPCHConstantValue  DPCHConstantValue OPTIONAL,
  pCCPCH-Power       PCCPCH-Power,
  iE-Extensions      ProtocolExtensionContainer { { Per-TDD-Cell-InformationItem-RL-AdditionRsp-ExtIEs } } OPTIONAL,
  ...
}

Per-TDD-Cell-InformationItem-RL-AdditionRsp-ExtIEs RNSAP-PROTOCOL-EXTENSION ::= {
  ...
}

RadioLinkAdditionResponseFDD-Extensions RNSAP-PROTOCOL-EXTENSION ::= {
  ...
}

-- *****
--
-- RADIO LINK ADDITION RESPONSE TDD
--
-- *****

RadioLinkAdditionResponseTDD ::= SEQUENCE {
  protocolIEs          ProtocolIE-Container   {{RadioLinkAdditionResponseTDD-IEs}},
  protocolExtensions   ProtocolExtensionContainer {{RadioLinkAdditionResponseTDD-Extensions}}
  ...
}

RadioLinkAdditionResponseTDD-IEs RNSAP-PROTOCOL-IES ::= {
  { ID id-RL-InformationResponse-RL-AdditionRspTDD
    CRITICALITY ignore TYPE RL-InformationResponse-RL-AdditionRspTDD PRESENCE mandatory } |
  { ID id-CriticalityDiagnostics
    CRITICALITY ignore TYPE CriticalityDiagnostics PRESENCE optional },
  ...
}

RL-InformationResponse-RL-AdditionRspTDD ::= SEQUENCE {

```

```

rL-ID                RL-ID,
uRA-ID              URA-ID,
sAI                 SAI,
gA-Cell             GA-Cell    OPTIONAL,
gA-AccessPointPosition
                    GA-AccessPointPosition OPTIONAL,
ul-InterferencePerTimeslot
                    UL-InterferenceList-RL-AdditionRspTDD,
timingAdjustmentRequired
                    TimingAdjustmentRequired,
ul-CCTrCHInformation
                    UL-CCTrCHInformationList-RL-AdditionRspTDD    OPTIONAL,
dl-CCTrCHInformation
                    DL-CCTrCHInformationList-RL-AdditionRspTDD    OPTIONAL,
diversityIndication
                    DiversityIndication-RL-AdditionRspTDD,
-- This IE represents both the Diversity Indication IE and the choice based on the diversity indication as described in
-- the tabular message format in subclause 9.1.
minUL-SIR           UL-SIR,
maxUL-SIR           UL-SIR,
maximumAllowedULTxPower
                    MaximumAllowedULTxPower,
maximumDLTxPower   DL-Power,
minimumDLTxPower   DL-Power,
dSCH-InformationResponse
                    DSCH-InformationResponse-RL-AdditionRspTDD    OPTIONAL,
uSCH-InformationResponse
                    USCH-InformationResponse-RL-AdditionRspTDD    OPTIONAL,
neighbouring-CellInformationList
                    Neighbouring-CellInformationList-RL-AdditionRsp    OPTIONAL,
iE-Extensions      ProtocolExtensionContainer { {RL-InformationResponse-RL-AdditionRspTDD-ExtIEs} } OPTIONAL,
...
}

RL-InformationResponse-RL-AdditionRspTDD-ExtIEs RNSAP-PROTOCOL-EXTENSION ::= {
...
}

UL-InterferenceList-RL-AdditionRspTDD ::= SEQUENCE (SIZE (1..maxNrOfULTs)) OF UL-InterferenceItem-RL-AdditionRspTDD

UL-InterferenceItem-RL-AdditionRspTDD ::= SEQUENCE {
    timeSlot          TimeSlot,
    iSCP              UL-TimeslotISCP,
    iE-Extensions     ProtocolExtensionContainer { { UL-InterferenceItem-RL-AdditionRspTDD-ExtIEs} } OPTIONAL,
    ...
}

UL-InterferenceItem-RL-AdditionRspTDD-ExtIEs RNSAP-PROTOCOL-EXTENSION ::= {
...
}

UL-CCTrCHInformationList-RL-AdditionRspTDD ::= ProtocolIE-Single-Container {{UL-CCTrCHInformationListIEs-RL-AdditionRspTDD}}

UL-CCTrCHInformationListIEs-RL-AdditionRspTDD RNSAP-PROTOCOL-IES ::= {
    { ID id-UL-CCTrCH-InformationListIE-RL-AdditionRspTDD    CRITICALITY ignore    TYPE UL-CCTrCHInformationListIE-RL-AdditionRspTDD    PRESENCE mandatory
    }
}

UL-CCTrCHInformationListIE-RL-AdditionRspTDD ::= SEQUENCE (SIZE (1..maxNrOfCCTrCHs)) OF UL-CCTrCHInformationItem-RL-AdditionRspTDD

UL-CCTrCHInformationItem-RL-AdditionRspTDD ::= SEQUENCE {

```

```

cTrCH-ID          CCTrCH-ID,
ul-DPCH-InformationList-RL-AdditionRspTDD  OPTIONAL,
iE-Extensions     ProtocolExtensionContainer { {UL-CCTrCHInformationItem-RL-AdditionRspTDD-ExtIEs} } OPTIONAL,
...
}

UL-CCTrCHInformationItem-RL-AdditionRspTDD-ExtIEs RNSAP-PROTOCOL-EXTENSION ::= {
...
}

UL-DPCH-InformationList-RL-AdditionRspTDD ::= ProtocolIE-Single-Container { {UL-DPCH-InformationListIEs-RL-AdditionRspTDD} }

UL-DPCH-InformationListIEs-RL-AdditionRspTDD RNSAP-PROTOCOL-IES ::= {
{ ID id-UL-DPCH-InformationItem-RL-AdditionRspTDD      CRITICALITY ignore  TYPE UL-DPCH-InformationItem-RL-AdditionRspTDD  PRESENCE mandatory }
}

UL-DPCH-InformationItem-RL-AdditionRspTDD ::= SEQUENCE {
repetitionPeriod      RepetitionPeriod,
repetitionLength      RepetitionLength,
tDD-DPCHOffset       TDD-DPCHOffset,
uL-Timeslot-InformationList-RL-AdditionRspTDD      UL-Timeslot-InformationList-RL-AdditionRspTDD,
iE-Extensions         ProtocolExtensionContainer { {UL-DPCH-InformationItem-RL-AdditionRspTDD-ExtIEs} } OPTIONAL,
...
}

UL-DPCH-InformationItem-RL-AdditionRspTDD-ExtIEs RNSAP-PROTOCOL-EXTENSION ::= {
...
}

UL-Timeslot-InformationList-RL-AdditionRspTDD ::= SEQUENCE ( SIZE (1..maxNrOfTS,...) ) OF UL-Timeslot-InformationItem-RL-AdditionRspTDD

UL-Timeslot-InformationItem-RL-AdditionRspTDD ::= SEQUENCE {
timeSlot              TimeSlot,
midambleShiftAndBurstType      MidambleShiftAndBurstType,
tFCI-Presence         TFCI-Presence,
uL-Code-InformationList-RL-AdditionRspTDD      UL-Code-InformationList-RL-AdditionRspTDD,
iE-Extensions         ProtocolExtensionContainer { {UL-Timeslot-InformationItem-RL-AdditionRspTDD-ExtIEs} } OPTIONAL,
...
}

UL-Timeslot-InformationItem-RL-AdditionRspTDD-ExtIEs RNSAP-PROTOCOL-EXTENSION ::= {
...
}

UL-Code-InformationList-RL-AdditionRspTDD ::= SEQUENCE ( SIZE (1..maxNrOfDPCHs) ) OF UL-Code-InformationItem-RL-AdditionRspTDD

UL-Code-InformationItem-RL-AdditionRspTDD ::= SEQUENCE {
dPCH-ID              DPCH-ID,
tDD-ChannelisationCode      TDD-ChannelisationCode,
iE-Extensions         ProtocolExtensionContainer { {UL-Code-InformationItem-RL-AdditionRspTDD-ExtIEs} } OPTIONAL,
...
}

```



```

}

UL-Code-InformationItem-RL-AdditionRspTDD-ExtIEs RNSAP-PROTOCOL-EXTENSION ::= {
    ...
}

DL-CCTrCHInformationList-RL-AdditionRspTDD ::= ProtocolIE-Single-Container {{DL-CCTrCHInformationListIEs-RL-AdditionRspTDD}}

DL-CCTrCHInformationListIEs-RL-AdditionRspTDD RNSAP-PROTOCOL-IES ::= {
    { ID id-DL-CCTrCH-InformationListIE-RL-AdditionRspTDD    CRITICALITY ignore    TYPE DL-CCTrCHInformationListIE-RL-AdditionRspTDD    PRESENCE mandatory
    }
}

DL-CCTrCHInformationListIE-RL-AdditionRspTDD ::= SEQUENCE (SIZE (1..maxNrOfCCTrCHs)) OF DL-CCTrCHInformationItem-RL-AdditionRspTDD

DL-CCTrCHInformationItem-RL-AdditionRspTDD ::= SEQUENCE {
    cCTrCH-ID                CCTrCH-ID,
    dl-DPCH-Information      DL-DPCH-InformationList-RL-AdditionRspTDD    OPTIONAL,
    iE-Extensions            ProtocolExtensionContainer { {DL-CCTrCHInformationItem-RL-AdditionRspTDD-ExtIEs} } OPTIONAL,
    ...
}

DL-CCTrCHInformationItem-RL-AdditionRspTDD-ExtIEs RNSAP-PROTOCOL-EXTENSION ::= {
    ...
}

DL-DPCH-InformationList-RL-AdditionRspTDD ::= ProtocolIE-Single-Container { {DL-DPCH-InformationListIEs-RL-AdditionRspTDD} }

DL-DPCH-InformationListIEs-RL-AdditionRspTDD RNSAP-PROTOCOL-IES ::= {
    { ID id-DL-DPCH-InformationItem-RL-AdditionRspTDD        CRITICALITY ignore    TYPE DL-DPCH-InformationItem-RL-AdditionRspTDD    PRESENCE mandatory
    }
}

DL-DPCH-InformationItem-RL-AdditionRspTDD ::= SEQUENCE {
    repetitionPeriod        RepetitionPeriod,
    repetitionLength        RepetitionLength,
    tDD-DPCHOffset          TDD-DPCHOffset,
    dL-Timeslot-InformationList-RL-AdditionRspTDD            UL-Timeslot-InformationList-RL-AdditionRspTDD,
    iE-Extensions            ProtocolExtensionContainer { {DL-DPCH-InformationItem-RL-AdditionRspTDD-ExtIEs} } OPTIONAL,
    ...
}

DL-DPCH-InformationItem-RL-AdditionRspTDD-ExtIEs RNSAP-PROTOCOL-EXTENSION ::= {
    ...
}

DL-Timeslot-InformationList-RL-AdditionRspTDD ::= SEQUENCE ( SIZE (1..maxNrOfTS)) OF DL-Timeslot-InformationItem-RL-AdditionRspTDD

DL-Timeslot-InformationItem-RL-AdditionRspTDD ::= SEQUENCE {
    timeSlot                TimeSlot,
    midambleShiftAndBurstType    MidambleShiftAndBurstType,
    tFCI-Presence            TFCI-Presence,
}

```

```

DL-Code-InformationList-RL-AdditionRspTDD          DL-Code-InformationList-RL-AdditionRspTDD,
iE-Extensions          ProtocolExtensionContainer { {DL-Timeslot-InformationItem-RL-AdditionRspTDD-ExtIEs} } OPTIONAL,
...
}

DL-Timeslot-InformationItem-RL-AdditionRspTDD-ExtIEs RNSAP-PROTOCOL-EXTENSION ::= {
...
}

DL-Code-InformationList-RL-AdditionRspTDD ::= SEQUENCE ( SIZE (1..maxNrOfDPCHs)) OF DL-Code-InformationItem-RL-AdditionRspTDD

DL-Code-InformationItem-RL-AdditionRspTDD ::= SEQUENCE {
dPCH-ID          DPCH-ID,
tDD-ChannelisationCode          TDD-ChannelisationCode,
iE-Extensions          ProtocolExtensionContainer { {DL-Code-InformationItem-RL-AdditionRspTDD-ExtIEs} } OPTIONAL,
...
}

DL-Code-InformationItem-RL-AdditionRspTDD-ExtIEs RNSAP-PROTOCOL-EXTENSION ::= {
...
}

DiversityIndication-RL-AdditionRspTDD ::= ProtocolIE-Single-Container {{DiversityIndicationIE-RL-AdditionRspTDD}}

DiversityIndicationIE-RL-AdditionRspTDD RNSAP-PROTOCOL-IES ::= {
{ ID id-DiversityIndicationItem-RL-AdditionRspTDD  CRITICALITY ignore  TYPE DiversityIndicationItem-RL-AdditionRspTDD  PRESENCE mandatory }
}

DiversityIndicationItem-RL-AdditionRspTDD          ::= CHOICE {
combining          Combining-RL-AdditionRspTDD,
nonCombining          NonCombining-RL-AdditionRspTDD,
...
}

Combining-RL-AdditionRspTDD ::=          ProtocolIE-Single-Container {{CombiningIE-RL-AdditionRspTDD}}

CombiningIE-RL-AdditionRspTDD RNSAP-PROTOCOL-IES ::= {
{ ID id-CombiningItem-RL-AdditionRspTDD  CRITICALITY ignore  TYPE CombiningItem-RL-AdditionRspTDD  PRESENCE mandatory }
}

CombiningItem-RL-AdditionRspTDD ::= SEQUENCE {
rL-ID          RL-ID,
iE-Extensions          ProtocolExtensionContainer { { CombiningItem-RL-AdditionRspTDD-ExtIEs} } OPTIONAL,
...
}

CombiningItem-RL-AdditionRspTDD-ExtIEs RNSAP-PROTOCOL-EXTENSION ::= {
...
}

NonCombining-RL-AdditionRspTDD ::=          ProtocolIE-Single-Container {{NonCombiningIE-RL-AdditionRspTDD}}

```

```

NonCombiningIE-RL-AdditionRspTDD RNSAP-PROTOCOL-IES ::= {
  { ID id-NonCombiningItem-RL-AdditionRspTDD  CRITICALITY ignore TYPE NonCombiningItem-RL-AdditionRspTDD  PRESENCE mandatory }
}
NonCombiningItem-RL-AdditionRspTDD ::= SEQUENCE {
  dCH-InformationResponse-RL-AdditionRspTDD      DCH-InformationResponseList-RL-AdditionRspTDD,
  iE-Extensions                                  ProtocolExtensionContainer { { NonCombiningItem-RL-AdditionRspTDD-ExtIEs } } OPTIONAL,
  ...
}
NonCombiningItem-RL-AdditionRspTDD-ExtIEs RNSAP-PROTOCOL-EXTENSION ::= {
  ...
}
DCH-InformationResponseList-RL-AdditionRspTDD ::= SEQUENCE (SIZE (1..maxNrOfDCHs)) OF DCH-InformationResponseItem-RL-AdditionRspTDD
DCH-InformationResponseItem-RL-AdditionRspTDD ::= SEQUENCE {
  dCH-ID                DCH-ID,
  bindingID              BindingID,
  transportLayerAddress  TransportLayerAddress,
  iE-Extensions          ProtocolExtensionContainer { {DCH-InformationResponseItem-RL-AdditionRspTDD-ExtIEs} } OPTIONAL,
  ...
}
DCH-InformationResponseItem-RL-AdditionRspTDD-ExtIEs RNSAP-PROTOCOL-EXTENSION ::= {
  ...
}
DSCH-InformationResponse-RL-AdditionRspTDD ::= ProtocolIE-Single-Container {{DSCH-InformationListIEs-RL-AdditionRspTDD}}
DSCH-InformationListIEs-RL-AdditionRspTDD RNSAP-PROTOCOL-IES ::= {
  { ID id-DSCH-InformationListIE-RL-AdditionRspTDD  CRITICALITY ignore TYPE DSCH-InformationListIE-RL-AdditionRspTDD  PRESENCE mandatory }
}
DSCH-InformationListIE-RL-AdditionRspTDD ::= SEQUENCE (SIZE(0..maxNoOfDSCHs)) OF DSCHInformationItem-RL-AdditionRspTDD
DSCHInformationItem-RL-AdditionRspTDD ::= SEQUENCE {
  dsch-ID                DSCH-ID,
  transportFormatManagement  TransportFormatManagement,
  priorityIndicator        PriorityIndicator-RL-AdditionRspTDD,
  diversityIndication      DiversityIndication-RL-AdditionRspTDD2 OPTIONAL,
  -- diversityIndication present, if CHOICE = nonCombining
  iE-Extensions          ProtocolExtensionContainer { {DSCHInformationItem-RL-AdditionRspTDD-ExtIEs} } OPTIONAL,
  ...
}
DSCHInformationItem-RL-AdditionRspTDD-ExtIEs RNSAP-PROTOCOL-EXTENSION ::= {
  ...
}
PriorityIndicator-RL-AdditionRspTDD ::= SEQUENCE (SIZE(1..16)) OF PriorityIndicatorItem-RL-AdditionRspTDD

```

```

PriorityIndicatorItem-RL-AdditionRspTDD ::= SEQUENCE {
    schedulingPriorityIndicator    SchedulingPriorityIndicator,
    MAC-c-sh-SDU-Lengths          MAC-c-sh-SDU-LengthList-RL-AdditionRspTDD,
    IE-Extensions                  ProtocolExtensionContainer { {PriorityIndicatorItem-RL-AdditionRspTDD-ExtIEs} } OPTIONAL,
    ...
}

PriorityIndicatorItem-RL-AdditionRspTDD-ExtIEs RNSAP-PROTOCOL-EXTENSION ::= {
    ...
}

MAC-c-sh-SDU-LengthList-RL-AdditionRspTDD ::= SEQUENCE(SIZE(1..maxNrOfMACcshSDU-Length)) OF MAC-c-sh-SDU-Length

DiversityIndication-RL-AdditionRspTDD2 ::= SEQUENCE {
    bindingID                      BindingID,
    transportLayerAddress          TransportLayerAddress,
    IE-Extensions                  ProtocolExtensionContainer { {DiversityIndication-RL-AdditionRspTDD2-ExtIEs} } OPTIONAL,
    ...
}

DiversityIndication-RL-AdditionRspTDD2-ExtIEs RNSAP-PROTOCOL-EXTENSION ::= {
    ...
}

USCH-InformationResponse-RL-AdditionRspTDD ::= ProtocolIE-Single-Container {{USCH-InformationListIEs-RL-AdditionRspTDD}}

USCH-InformationListIEs-RL-AdditionRspTDD RNSAP-PROTOCOL-IES ::= {
    { ID id-USCH-InformationListIE-RL-AdditionRspTDD    CRITICALITY ignore    TYPE USCH-InformationListIE-RL-AdditionRspTDD    PRESENCE mandatory }
}

USCH-InformationListIE-RL-AdditionRspTDD ::= SEQUENCE (SIZE(0..maxNoOfUSCHs)) OF USCHInformationItem-RL-AdditionRspTDD

USCHInformationItem-RL-AdditionRspTDD ::= SEQUENCE {
    uSCH-ID                        USCH-ID,
    transportFormatManagement      TransportFormatManagement,
    diversityIndication            DiversityIndication-RL-AdditionRspTDD2 OPTIONAL,
    -- diversityIndication present, if CHOICE = nonCombining
    IE-Extensions                  ProtocolExtensionContainer { {USCHInformationItem-RL-AdditionRspTDD-ExtIEs} } OPTIONAL,
    ...
}

USCHInformationItem-RL-AdditionRspTDD-ExtIEs RNSAP-PROTOCOL-EXTENSION ::= {
    ...
}

RadioLinkAdditionResponseTDD-Extensions RNSAP-PROTOCOL-EXTENSION ::= {
    ...
}

-- *****
--

```

```

-- RADIO LINK ADDITION FAILURE FDD
--
-- *****

RadioLinkAdditionFailureFDD ::= SEQUENCE {
    protocolIEs                ProtocolIE-Container        {{RadioLinkAdditionFailureFDD-IEs}},
    protocolExtensions          ProtocolExtensionContainer  {{RadioLinkAdditionFailureFDD-Extensions}}    OPTIONAL,
    ...
}

RadioLinkAdditionFailureFDD-IEs RNSAP-PROTOCOL-IES ::= {
    { ID id-CauseLevel-RL-AdditionFailureFDD                CRITICALITY ignore          TYPE CauseLevel-RL-AdditionFailureFDD
    PRESENCE mandatory }|
    { ID id-CriticalityDiagnostics                          CRITICALITY ignore          TYPE CriticalityDiagnostics    PRESENCE optional },
    ...
}

CauseLevel-RL-AdditionFailureFDD ::= CHOICE {
    generalCause          GeneralCauseList-RL-AdditionFailureFDD,
    rLSpecificCause       RLSpecificCauseList-RL-AdditionFailureFDD,
    ...
}

GeneralCauseList-RL-AdditionFailureFDD ::= ProtocolIE-Single-Container {{ GeneralCauseIE-RL-AdditionFailureFDD }}

GeneralCauseIE-RL-AdditionFailureFDD RNSAP-PROTOCOL-IES ::= {
    { ID id-GeneralCauseItem-RL-AdditionFailureFDD                CRITICALITY ignore
    TYPE GeneralCauseItem-RL-AdditionFailureFDD                  PRESENCE mandatory }
}

GeneralCauseItem-RL-AdditionFailureFDD ::= SEQUENCE {
    cause                  Cause,
    iE-Extensions          ProtocolExtensionContainer { { GeneralCauseItem-RL-AdditionFailureFDD-ExtIEs} }    OPTIONAL,
    ...
}

GeneralCauseItem-RL-AdditionFailureFDD-ExtIEs RNSAP-PROTOCOL-EXTENSION ::= {
    ...
}

RLSpecificCauseList-RL-AdditionFailureFDD ::= ProtocolIE-Single-Container {{ RLSpecificCauseIE-RL-AdditionFailureFDD }}

RLSpecificCauseIE-RL-AdditionFailureFDD RNSAP-PROTOCOL-IES ::= {
    { ID id-RLSpecificCauseItem-RL-AdditionFailureFDD                CRITICALITY ignore          TYPE RLSpecificCauseItem-RL-
AdditionFailureFDD          PRESENCE mandatory}
}

RLSpecificCauseItem-RL-AdditionFailureFDD ::= SEQUENCE {
    unsuccessful-RL-InformationRespList-RL-AdditionFailureFDD    UnsuccessfulRL-InformationResponseList-RL-AdditionFailureFDD,
    successful-RL-InformationRespList-RL-AdditionFailureFDD      SuccessfulRL-InformationResponseList-RL-AdditionFailureFDD    OPTIONAL,
    iE-Extensions          ProtocolExtensionContainer { { RLSpecificCauseItem-RL-AdditionFailureFDD-ExtIEs} }    OPTIONAL,
}

```

```

}
...
}
RLSpecificCauseItem-RL-AdditionFailureFDD-ExtIEs RNSAP-PROTOCOL-EXTENSION ::= {
...
}
UnsuccessfulRL-InformationResponseList-RL-AdditionFailureFDD ::= RL-IE-ContainerList1-1 { {UnsuccessfulRL-InformationResponse-RL-AdditionFailureFDD-IEs} }
UnsuccessfulRL-InformationResponse-RL-AdditionFailureFDD-IEs RNSAP-PROTOCOL-IES ::= {
  { ID id-UnsuccessfulRL-InformationResponse-RL-AdditionFailureFDD CRITICALITY ignore TYPE UnsuccessfulRL-InformationResponse-RL-AdditionFailureFDD PRESENCE mandatory },
  ...
}
UnsuccessfulRL-InformationResponse-RL-AdditionFailureFDD ::= SEQUENCE {
  rL-ID RL-ID,
  cause Cause,
  iE-Extensions ProtocolExtensionContainer { {UnsuccessfulRL-InformationResponse-RL-AdditionFailureFDD-ExtIEs} } OPTIONAL,
  ...
}
UnsuccessfulRL-InformationResponse-RL-AdditionFailureFDD-ExtIEs RNSAP-PROTOCOL-EXTENSION ::= {
...
}
SuccessfulRL-InformationResponseList-RL-AdditionFailureFDD ::= RL-IE-ContainerList0-2 { {SuccessfulRL-InformationResponse-RL-AdditionFailureFDD-IEs} }
SuccessfulRL-InformationResponse-RL-AdditionFailureFDD-IEs RNSAP-PROTOCOL-IES ::= {
  { ID id-SuccessfulRL-InformationResponse-RL-AdditionFailureFDD CRITICALITY ignore TYPE SuccessfulRL-InformationResponse-RL-AdditionFailureFDD PRESENCE mandatory },
  ...
}
SuccessfulRL-InformationResponse-RL-AdditionFailureFDD ::= SEQUENCE {
  rL-ID RL-ID,
  rL-Set-ID RL-Set-ID,
  uRA-ID URA-ID,
  sAI SAI,
  rSSI RSSI,
  dl-CodeInformation DL-CodeInformationList-RL-AdditionFailureFDD,
  diversityIndication DiversityIndication-RL-AdditionFailureFDD,
  -- This IE represents both the Diversity Indication IE and the choice based on the diversity indication as described in
  -- the tabular message format in subclause 9.1.
  sSDT-SupportIndicator SSdT-SupportIndicator,
  minUL-SIR UL-SIR,
  maxUL-SIR UL-SIR,
  closedloopoptimingadjustmentmode Closedloopoptimingadjustmentmode OPTIONAL,
  maximumAllowedULTxPower MaximumAllowedULTxPower,
  maximumDLTxPower DL-Power,

```

```

    minimumDLTxPower          DL-Power,
    neighbouring-CellInformationList Neighbouring-CellInformationList-RL-AdditionFailureFDD OPTIONAL,
    iE-Extensions              ProtocolExtensionContainer { {SuccessfulRL-InformationResponse-RL-AdditionFailureFDD-ExtIEs} } OPTIONAL,
    ...
}

SuccessfulRL-InformationResponse-RL-AdditionFailureFDD-ExtIEs RNSAP-PROTOCOL-EXTENSION ::= {
    ...
}

DL-CodeInformationList-RL-AdditionFailureFDD ::= ProtocolIE-Single-Container {{ DL-CodeInformationListIEs-RL-AdditionFailureFDD }}

DL-CodeInformationListIEs-RL-AdditionFailureFDD RNSAP-PROTOCOL-IES ::= {
    { ID id-DL-CodeInformationListIE-RL-AdditionFailureFDD CRITICALITY ignore TYPE DL-CodeInformationListIE-RL-AdditionFailureFDD PRESENCE
    mandatory }
}

DL-CodeInformationListIE-RL-AdditionFailureFDD ::= SEQUENCE (SIZE (1..maxNrOfDL-Codes)) OF DL-CodeInformationItem-RL-AdditionFailureFDD

DL-CodeInformationItem-RL-AdditionFailureFDD ::= SEQUENCE {
    dl-ScramblingCode          DL-ScramblingCode,
    fdd-DL-ChannelisationCodeNumber FDD-DL-ChannelisationCodeNumber,
    transmission-Gap-Pattern-Sequence-Information-Response OPTIONAL,
    iE-Extensions              ProtocolExtensionContainer { {DL-CodeInformationItem-RL-AdditionFailureFDD-ExtIEs} } OPTIONAL,
    ...
}

DL-CodeInformationItem-RL-AdditionFailureFDD-ExtIEs RNSAP-PROTOCOL-EXTENSION ::= {
    ...
}

DiversityIndication-RL-AdditionFailureFDD ::= ProtocolIE-Single-Container {{ DiversityIndicationIE-RL-AdditionFailureFDD }}

DiversityIndicationIE-RL-AdditionFailureFDD RNSAP-PROTOCOL-IES ::= {
    { ID id-DiversityIndicationItem-RL-AdditionFailureFDD CRITICALITY ignore TYPE DiversityIndicationItem-RL-AdditionFailureFDD PRESENCE
    mandatory }
}

DiversityIndicationItem-RL-AdditionFailureFDD ::= CHOICE {
    combining                  Combining-RL-AdditionFailureFDD,
    nonCombining               NonCombining-RL-AdditionFailureFDD,
    ...
}

Combining-RL-AdditionFailureFDD ::= ProtocolIE-Single-Container {{ CombiningIE-RL-AdditionFailureFDD }}

CombiningIE-RL-AdditionFailureFDD RNSAP-PROTOCOL-IES ::= {
    { ID id-CombiningItem-RL-AdditionFailureFDD CRITICALITY ignore TYPE CombiningItem-RL-AdditionFailureFDD PRESENCE mandatory }
}

CombiningItem-RL-AdditionFailureFDD ::= SEQUENCE {

```

```

    rL-ID                RL-ID,
    iE-Extensions        ProtocolExtensionContainer { { CombiningItem-RL-AdditionFailureFDD-ExtIEs } } OPTIONAL,
    ...
}

CombiningItem-RL-AdditionFailureFDD-ExtIEs RNSAP-PROTOCOL-EXTENSION ::= {
    ...
}

NonCombining-RL-AdditionFailureFDD ::= ProtocolIE-Single-Container {{ NonCombiningIE-RL-AdditionFailureFDD }}

NonCombiningIE-RL-AdditionFailureFDD RNSAP-PROTOCOL-IES ::= {
    { ID id-NonCombiningItem-RL-AdditionFailureFDD    CRITICALITY ignore TYPE NonCombiningItem-RL-AdditionFailureFDD    PRESENCE mandatory }
}

NonCombiningItem-RL-AdditionFailureFDD ::= SEQUENCE {
    dCH-InformationResponse-RL-AdditionFailureFDD      DCH-InformationResponseList-RL-AdditionFailureFDD,
    iE-Extensions                                     ProtocolExtensionContainer { { NonCombiningItem-RL-AdditionFailureFDD-ExtIEs } } OPTIONAL,
    ...
}

NonCombiningItem-RL-AdditionFailureFDD-ExtIEs RNSAP-PROTOCOL-EXTENSION ::= {
    ...
}

DCH-InformationResponseList-RL-AdditionFailureFDD ::= SEQUENCE (SIZE (1..maxNrOfDCHs)) OF DCH-InformationResponseItem-RL-AdditionFailureFDD

DCH-InformationResponseItem-RL-AdditionFailureFDD ::= SEQUENCE {
    dCH-ID                DCH-ID,
    bindingID              BindingID,
    transportLayerAddress TransportLayerAddress,
    iE-Extensions         ProtocolExtensionContainer { {DCH-InformationResponseItem-RL-AdditionFailureFDD-ExtIEs} } OPTIONAL,
    ...
}

DCH-InformationResponseItem-RL-AdditionFailureFDD-ExtIEs RNSAP-PROTOCOL-EXTENSION ::= {
    ...
}

Neighbouring-CellInformationList-RL-AdditionFailureFDD ::= SEQUENCE (SIZE (0..maxNrOfNeighbouringRNCs)) OF ProtocolIE-Single-Container {{ Neighbouring-CellInformationItemIE-RL-AdditionFailureFDD }}

Neighbouring-CellInformationItemIE-RL-AdditionFailureFDD RNSAP-PROTOCOL-IES ::= {
    { ID id-Neighbouring-CellInformationItem-RL-AdditionFailureFDD    CRITICALITY ignore TYPE    Neighbouring-CellInformationItem-RL-AdditionFailureFDD    PRESENCE mandatory }
}

Neighbouring-CellInformationItem-RL-AdditionFailureFDD ::= SEQUENCE {
    rNC-ID                RNC-ID,
    cN-PS-DomainIdentifier CN-PS-DomainIdentifier    OPTIONAL,
    cN-CS-DomainIdentifier CN-CS-DomainIdentifier    OPTIONAL,
}

```



```

per-FDD-Cell-InformationList      Per-FDD-Cell-InformationList-RL-AdditionFailureFDD  OPTIONAL,
per-TDD-Cell-InformationList      Per-TDD-Cell-InformationList-RL-AdditionFailureFDD  OPTIONAL,
iE-Extensions                    ProtocolExtensionContainer { {Neighbouring-CellInformationItem-RL-AdditionFailureFDD-ExtIEs} } OPTIONAL,
...
}

Neighbouring-CellInformationItem-RL-AdditionFailureFDD-ExtIEs RNSAP-PROTOCOL-EXTENSION ::= {
...
}

Per-FDD-Cell-InformationList-RL-AdditionFailureFDD ::= SEQUENCE ( SIZE (1..maxNrOfFDDNeighboursPerRNC,...)) OF Per-FDD-Cell-InformationItem-RL-AdditionFailureFDD

Per-FDD-Cell-InformationItem-RL-AdditionFailureFDD ::= SEQUENCE {
c-ID                             C-ID,
uARFCNforNu                      UARFCN,
uARFCNforNd                      UARFCN,
frameOffset                      FrameOffset          OPTIONAL,
primaryScramblingCode            PrimaryScramblingCode,
primaryCPICH-Power              PrimaryCPICH-Power   OPTIONAL,
cellIndividualOffset            CellIndividualOffset OPTIONAL,
txDiversityIndicator            TxDiversityIndicator,
STTD-SupportIndicator           STTD-SupportIndicator OPTIONAL,
closedLoopModel-SupportIndicator ClosedLoopModel-SupportIndicator OPTIONAL,
closedLoopMode2-SupportIndicator ClosedLoopMode2-SupportIndicator OPTIONAL,
iE-Extensions                  ProtocolExtensionContainer { { Per-FDD-Cell-InformationItem-RL-AdditionFailureFDD-ExtIEs} } OPTIONAL,
...
}

Per-FDD-Cell-InformationItem-RL-AdditionFailureFDD-ExtIEs RNSAP-PROTOCOL-EXTENSION ::= {
...
}

Per-TDD-Cell-InformationList-RL-AdditionFailureFDD ::= SEQUENCE ( SIZE (1..maxNrOfTDDNeighboursPerRNC,...)) OF Per-TDD-Cell-InformationItem-RL-AdditionFailureFDD

Per-TDD-Cell-InformationItem-RL-AdditionFailureFDD ::= SEQUENCE {
c-ID                             C-ID,
uARFCNforNt                     UARFCN,
frameOffset                      FrameOffset          OPTIONAL,
cellParameterID                 CellParameterID,
syncCase                        SyncCase,
timeSlot                        TimeSlot            OPTIONAL
-- This IE is present only if Sync Case = Case1 -- ,
sCH-TimeSlot                    SCH-TimeSlot        OPTIONAL
-- This IE is present only if Sync Case = Case2 -- ,
block-STTD-Indicator            Block-STTD-Indicator,
cellIndividualOffset            CellIndividualOffset OPTIONAL,
dPCHConstantValue              DPCHConstantValue  OPTIONAL,
pCCPCH-Power                   PCCPCH-Power,
iE-Extensions                  ProtocolExtensionContainer { { Per-TDD-Cell-InformationItem-RL-AdditionFailureFDD-ExtIEs} } OPTIONAL,

```

```

}
...
}
Per-TDD-Cell-InformationItem-RL-AdditionFailureFDD-ExtIEs RNSAP-PROTOCOL-EXTENSION ::= {
...
}
RadioLinkAdditionFailureFDD-Extensions RNSAP-PROTOCOL-EXTENSION ::= {
...
}
-- *****
--
-- RADIO LINK ADDITION FAILURE TDD
--
-- *****

RadioLinkAdditionFailureTDD ::= SEQUENCE {
    protocolIEs                ProtocolIE-Container    {{RadioLinkAdditionFailureTDD-IEs}},
    protocolExtensions         ProtocolExtensionContainer {{RadioLinkAdditionFailureTDD-Extensions}}      OPTIONAL,
    ...
}

RadioLinkAdditionFailureTDD-IEs RNSAP-PROTOCOL-IES ::= {
    { ID id-CauseLevel-RL-AdditionFailureTDD    CRITICALITY ignore  TYPE CauseLevel-RL-AdditionFailureTDD  PRESENCE mandatory }|
    { ID id-CriticalityDiagnostics             CRITICALITY ignore  TYPE CriticalityDiagnostics    PRESENCE optional },
    ...
}

CauseLevel-RL-AdditionFailureTDD ::= CHOICE {
    generalCause                GeneralCauseList-RL-AdditionFailureTDD,
    rLSpecificCause             RLSpecificCauseList-RL-AdditionFailureTDD,
    ...
}

GeneralCauseList-RL-AdditionFailureTDD ::= ProtocolIE-Single-Container {{ GeneralCauseIE-RL-AdditionFailureTDD }}

GeneralCauseIE-RL-AdditionFailureTDD RNSAP-PROTOCOL-IES ::= {
    { ID id-GeneralCauseItem-RL-AdditionFailureTDD    CRITICALITY ignore  TYPE GeneralCauseItem-RL-AdditionFailureTDD    PRESENCE mandatory }
}

GeneralCauseItem-RL-AdditionFailureTDD ::= SEQUENCE {
    cause                        Cause,
    iE-Extensions                ProtocolExtensionContainer { { GeneralCauseItem-RL-AdditionFailureTDD-ExtIEs } }    OPTIONAL,
    ...
}

GeneralCauseItem-RL-AdditionFailureTDD-ExtIEs RNSAP-PROTOCOL-EXTENSION ::= {
    ...
}

```

```

RLSpecificCauseList-RL-AdditionFailureTDD ::= ProtocolIE-Single-Container {{ RLSpecificCauseIE-RL-AdditionFailureTDD }}

RLSpecificCauseIE-RL-AdditionFailureTDD RNSAP-PROTOCOL-IES ::= {
  { ID id-RLSpecificCauseItem-RL-AdditionFailureTDD      CRITICALITY ignore  TYPE RLSpecificCauseItem-RL-AdditionFailureTDD  PRESENCE mandatory
  }
}

RLSpecificCauseItem-RL-AdditionFailureTDD ::= SEQUENCE {
  unsuccessful-RL-InformationRespItem-RL-AdditionFailureTDD  Unsuccessful-RL-InformationRespItem-RL-AdditionFailureTDD,
  iE-Extensions                                              ProtocolExtensionContainer { { RLSpecificCauseItem-RL-AdditionFailureTDD-ExtIEs } }
  OPTIONAL,
  ...
}

RLSpecificCauseItem-RL-AdditionFailureTDD-ExtIEs RNSAP-PROTOCOL-EXTENSION ::= {
  ...
}

Unsuccessful-RL-InformationRespItem-RL-AdditionFailureTDD ::= ProtocolIE-Single-Container { {Unsuccessful-RL-InformationRespItemIE-RL-AdditionFailureTDD} }

Unsuccessful-RL-InformationRespItemIE-RL-AdditionFailureTDD RNSAP-PROTOCOL-IES ::= {
  { ID id-UnsuccessfulRL-InformationResponse-RL-AdditionFailureTDD      CRITICALITY ignore  TYPE UnsuccessfulRL-InformationResponse-RL-AdditionFailureTDD  PRESENCE mandatory}
}

UnsuccessfulRL-InformationResponse-RL-AdditionFailureTDD ::= SEQUENCE {
  rL-ID              RL-ID,
  cause              Cause,
  iE-Extensions     ProtocolExtensionContainer { {UnsuccessfulRL-InformationResponse-RL-AdditionFailureTDD-ExtIEs} } OPTIONAL,
  ...
}

UnsuccessfulRL-InformationResponse-RL-AdditionFailureTDD-ExtIEs RNSAP-PROTOCOL-EXTENSION ::= {
  ...
}

RadioLinkAdditionFailureTDD-Extensions RNSAP-PROTOCOL-EXTENSION ::= {
  ...
}

-- *****
--
-- RADIO LINK DELETION REQUEST
--
-- *****

RadioLinkDeletionRequest ::= SEQUENCE {
  protocolIEs          ProtocolIE-Container  {{RadioLinkDeletionRequest-IEs}},
  protocolExtensions  ProtocolExtensionContainer {{RadioLinkDeletionRequest-Extensions}}
  OPTIONAL,
  ...
}

```

```

}

RadioLinkDeletionRequest-IEs RNSAP-PROTOCOL-IES ::= {
  { ID id-RL-InformationList-RL-DeletionRqst  CRITICALITY notify  TYPE RL-InformationList-RL-DeletionRqst  PRESENCE mandatory  },
  ...
}

RL-InformationList-RL-DeletionRqst ::= RL-IE-ContainerList1 { {RL-Information-RL-DeletionRqst-IEs} }

RL-Information-RL-DeletionRqst-IEs RNSAP-PROTOCOL-IES ::= {
  { ID id-RL-Information-RL-DeletionRqst  CRITICALITY notify  TYPE RL-Information-RL-DeletionRqst  PRESENCE mandatory  },
  ...
}

RL-Information-RL-DeletionRqst ::= SEQUENCE {
  rL-ID RL-ID,
  iE-Extensions ProtocolExtensionContainer { {RL-Information-RL-DeletionRqst-ExtIEs} } OPTIONAL,
  ...
}

RL-Information-RL-DeletionRqst-ExtIEs RNSAP-PROTOCOL-EXTENSION ::= {
  ...
}

RadioLinkDeletionRequest-Extensions RNSAP-PROTOCOL-EXTENSION ::= {
  ...
}

-- *****
--
-- RADIO LINK DELETION RESPONSE
--
-- *****

RadioLinkDeletionResponse ::= SEQUENCE {
  protocolIEs ProtocolIE-Container {{RadioLinkDeletionResponse-IEs}},
  protocolExtensions ProtocolExtensionContainer {{RadioLinkDeletionResponse-Extensions}} OPTIONAL,
  ...
}

RadioLinkDeletionResponse-IEs RNSAP-PROTOCOL-IES ::= {
  { ID id-CriticalityDiagnostics  CRITICALITY ignore  TYPE CriticalityDiagnostics  PRESENCE optional },
  ...
}

RadioLinkDeletionResponse-Extensions RNSAP-PROTOCOL-EXTENSION ::= {
  ...
}

-- *****
--

```

```

-- RADIO LINK RECONFIGURATION PREPARE FDD
--
-- *****

RadioLinkReconfigurationPrepareFDD ::= SEQUENCE {
    protocolIEs          ProtocolIE-Container    {{RadioLinkReconfigurationPrepareFDD-IEs}},
    protocolExtensions   ProtocolExtensionContainer {{RadioLinkReconfigurationPrepareFDD-Extensions}}
    ...
}

RadioLinkReconfigurationPrepareFDD-IEs RNSAP-PROTOCOL-IES ::= {
    { ID id-AllowedQueuingTime          CRITICALITY reject TYPE AllowedQueuingTime          PRESENCE optional } |
    { ID id-UL-DPCH-Information-RL-ReconfPrepFDD CRITICALITY reject TYPE UL-DPCH-Information-RL-ReconfPrepFDD PRESENCE optional } |
    { ID id-DL-DPCH-Information-RL-ReconfPrepFDD CRITICALITY reject TYPE DL-DPCH-Information-RL-ReconfPrepFDD PRESENCE optional } |
    { ID id-DCH-ModifyList-RL-ReconfPrepFDD CRITICALITY reject TYPE DCH-ModifyList-RL-ReconfPrepFDD PRESENCE optional } |
    { ID id-DCH-AddList-RL-ReconfPrepFDD CRITICALITY reject TYPE DCH-AddList-RL-ReconfPrepFDD PRESENCE optional } |
    { ID id-DCH-DeleteList-RL-ReconfPrepFDD CRITICALITY reject TYPE DCH-DeleteList-RL-ReconfPrepFDD PRESENCE optional } |
    { ID id-DSCH-Modify-RL-ReconfPrepFDD CRITICALITY reject TYPE DSCH-Modify-RL-ReconfPrepFDD PRESENCE optional } |
    { ID id-DSCH-Add-RL-ReconfPrepFDD CRITICALITY reject TYPE DSCH-Add-RL-ReconfPrepFDD PRESENCE optional } |
    { ID id-DSCH-Delete-RL-ReconfPrepFDD CRITICALITY reject TYPE DSCH-Delete-RL-ReconfPrepFDD PRESENCE optional } |
    { ID id-RL-InformationList-RL-ReconfPrepFDD CRITICALITY reject TYPE RL-InformationList-RL-ReconfPrepFDD PRESENCE optional } |
    { ID id-Transmission-Gap-Pattern-Sequence-Information CRITICALITY reject TYPE Transmission-Gap-Pattern-Sequence-Information PRESENCE optional },
    ...
}

UL-DPCH-Information-RL-ReconfPrepFDD ::= SEQUENCE {
    ul-ScramblingCode          UL-ScramblingCode          OPTIONAL,
    ul-SIRTarget               UL-SIR                     OPTIONAL,
    minUL-ChannelisationCodeLength MinUL-ChannelisationCodeLength OPTIONAL,
    maxNrOfUL-DPDCHs           MaxNrOfUL-DPDCHs          OPTIONAL
    -- This IE is present only if minUL-ChannelisationCodeLength equals to 4 --,
    ul-PunctureLimit           PunctureLimit             OPTIONAL,
    tFCS                       TFCS                     OPTIONAL,
    ul-DPCCH-SlotFormat        UL-DPCCH-SlotFormat        OPTIONAL,
    diversityMode              DiversityMode             OPTIONAL,
    sSDT-CellIDLength          SSDT-CellID-Length         OPTIONAL,
    s-FieldLength              S-FieldLength             OPTIONAL,
    iE-Extensions              ProtocolExtensionContainer { {UL-DPCH-Information-RL-ReconfPrepFDD-ExtIEs} } OPTIONAL,
    ...
}

UL-DPCH-Information-RL-ReconfPrepFDD-ExtIEs RNSAP-PROTOCOL-EXTENSION ::= {
    ...
}

DL-DPCH-Information-RL-ReconfPrepFDD ::= SEQUENCE {
    tFCS                       TFCS                     OPTIONAL,
    dl-DPCH-SlotFormat         DL-DPCH-SlotFormat        OPTIONAL,
    nrOfDLchannelisationcodes  NrOfDLchannelisationcodes OPTIONAL,
    tFCI-SignallingMode        TFCI-SignallingMode        OPTIONAL,
    tFCI-Presence              TFCI-Presence             OPTIONAL
}

```

```

-- This IE is present if Slot Format is from 12 to 16 --,
multiplexingPosition      MultiplexingPosition      OPTIONAL,
limitedPowerIncrease      LimitedPowerIncrease      OPTIONAL,
iE-Extensions            ProtocolExtensionContainer { {DL-DPCH-Information-RL-ReconfPrepFDD-ExtIEs} } OPTIONAL,
...
}

DL-DPCH-Information-RL-ReconfPrepFDD-ExtIEs RNSAP-PROTOCOL-EXTENSION ::= {
...
}

DCH-ModifyList-RL-ReconfPrepFDD          ::= SEQUENCE (SIZE (0..maxNrOfDCHs)) OF DCH-ModifyItem-RL-ReconfPrepFDD

DCH-ModifyItem-RL-ReconfPrepFDD ::= SEQUENCE {
ul-FP-Mode          UL-FP-Mode          OPTIONAL,
toAWS               ToAWS               OPTIONAL,
toAWE               ToAWE               OPTIONAL,
dCH-SpecificInformationList DCH-ModifySpecificInformationList-RL-ReconfPrepFDD,
iE-Extensions      ProtocolExtensionContainer { {DCH-ModifyItem-RL-ReconfPrepFDD-ExtIEs} } OPTIONAL,
...
}

DCH-ModifyItem-RL-ReconfPrepFDD-ExtIEs RNSAP-PROTOCOL-EXTENSION ::= {
...
}

DCH-ModifySpecificInformationList-RL-ReconfPrepFDD ::= SEQUENCE (SIZE (1..maxNrOfDCHs)) OF DCH-ModifySpecificItem-RL-ReconfPrepFDD

DCH-ModifySpecificItem-RL-ReconfPrepFDD ::= SEQUENCE {
dCH-ID              DCH-ID,
ul-TransportformatSet TransportFormatSet      OPTIONAL,
dl-TransportformatSet TransportFormatSet      OPTIONAL,
allocationRetentionPriority AllocationRetentionPriority  OPTIONAL,
frameHandlingPriority FrameHandlingPriority    OPTIONAL,
dRACControl         DRACControl      OPTIONAL,
iE-Extensions      ProtocolExtensionContainer { {DCH-ModifySpecificItem-RL-ReconfPrepFDD-ExtIEs} } OPTIONAL,
...
}

DCH-ModifySpecificItem-RL-ReconfPrepFDD-ExtIEs RNSAP-PROTOCOL-EXTENSION ::= {
...
}

DCH-AddList-RL-ReconfPrepFDD          ::= SEQUENCE (SIZE (0..maxNrOfDCHs)) OF DCH-AddItem-RL-ReconfPrepFDD

DCH-AddItem-RL-ReconfPrepFDD ::= SEQUENCE {
payloadCRC-PresenceIndicator PayloadCRC-PresenceIndicator,
ul-FP-Mode          UL-FP-Mode,
toAWS               ToAWS,
toAWE               ToAWE,
dCH-SpecificInformationList DCH-AddSpecificInformationList-RL-ReconfPrepFDD,

```

```

    iE-Extensions          ProtocolExtensionContainer { {DCH-AddItem-RL-ReconfPrepFDD-ExtIEs} } OPTIONAL,
    ...
}

DCH-AddItem-RL-ReconfPrepFDD-ExtIEs RNSAP-PROTOCOL-EXTENSION ::= {
    ...
}

DCH-AddSpecificInformationList-RL-ReconfPrepFDD ::= SEQUENCE (SIZE (1..maxNrOfDCHs)) OF DCH-AddSpecificItem-RL-ReconfPrepFDD

DCH-AddSpecificItem-RL-ReconfPrepFDD ::= SEQUENCE {
    dCH-ID                  DCH-ID,
    trCH-SrcStatisticsDescr TrCH-SrcStatisticsDescr,
    ul-TransportformatSet   TransportFormatSet,
    dl-TransportformatSet   TransportFormatSet,
    ul-BLER                 BLER,
    dl-BLER                 BLER,
    allocationRetentionPriority AllocationRetentionPriority,
    frameHandlingPriority   FrameHandlingPriority,
    qE-Selector             QE-Selector,
    dRACControl             DRACControl,
    iE-Extensions          ProtocolExtensionContainer { {DCH-AddSpecificItem-RL-ReconfPrepFDD-ExtIEs} } OPTIONAL,
    ...
}

DCH-AddSpecificItem-RL-ReconfPrepFDD-ExtIEs RNSAP-PROTOCOL-EXTENSION ::= {
    ...
}

DCH-DeleteList-RL-ReconfPrepFDD          ::= SEQUENCE (SIZE (0..maxNrOfDCHs)) OF DCH-DeleteItem-RL-ReconfPrepFDD

DCH-DeleteItem-RL-ReconfPrepFDD ::= SEQUENCE {
    dCH-ID          DCH-ID,
    iE-Extensions  ProtocolExtensionContainer { {DCH-DeleteItem-RL-ReconfPrepFDD-ExtIEs} } OPTIONAL,
    ...
}

DCH-DeleteItem-RL-ReconfPrepFDD-ExtIEs RNSAP-PROTOCOL-EXTENSION ::= {
    ...
}

DSCH-Modify-RL-ReconfPrepFDD ::= SEQUENCE {
    dSCH-Information          DSCH-ModifyInfo-RL-ReconfPrepFDD OPTIONAL,
    pdSCH-RL-ID              RL-ID OPTIONAL,
    tFCS                     TFCS OPTIONAL,
    iE-Extensions          ProtocolExtensionContainer { {DSCH-Modify-RL-ReconfPrepFDD-ExtIEs} } OPTIONAL,
    ...
}

DSCH-Modify-RL-ReconfPrepFDD-ExtIEs RNSAP-PROTOCOL-EXTENSION ::= {
    ...
}

```

```

}

DSCH-ModifyInfo-RL-ReconfPrepFDD ::= SEQUENCE (SIZE(0..maxNoOfDSCHs)) OF DSCH-ModifyInformationItem-RL-ReconfPrepFDD

DSCH-ModifyInformationItem-RL-ReconfPrepFDD ::= SEQUENCE {
    dSCH-ID                DSCH-ID,
    trChSourceStatisticsDescriptor  TrCH-SrcStatisticsDescr OPTIONAL,
    transportFormatSet      TransportFormatSet            OPTIONAL,
    allocationRetentionPriority  AllocationRetentionPriority  OPTIONAL,
    schedulingPriorityIndicator  SchedulingPriorityIndicator  OPTIONAL,
    bLER                     BLER                          OPTIONAL,
    iE-Extensions            ProtocolExtensionContainer { {DSCH-ModifyInformationItem-RL-ReconfPrepFDD-ExtIEs} } OPTIONAL,
    ...
}

DSCH-ModifyInformationItem-RL-ReconfPrepFDD-ExtIEs RNSAP-PROTOCOL-EXTENSION ::= {
    ...
}

DSCH-Add-RL-ReconfPrepFDD ::= SEQUENCE {
    dSCH-Information        DSCH-AddInfo-RL-ReconfPrepFDD,
    pdSCH-RL-ID            RL-ID,
    tFCS                   TFCS,
    iE-Extensions          ProtocolExtensionContainer { {DSCH-Add-RL-ReconfPrepFDD-ExtIEs} } OPTIONAL,
    ...
}

DSCH-Add-RL-ReconfPrepFDD-ExtIEs RNSAP-PROTOCOL-EXTENSION ::= {
    ...
}

DSCH-AddInfo-RL-ReconfPrepFDD ::= SEQUENCE (SIZE(1..maxNoOfDSCHs)) OF DSCH-AddInformationItem-RL-ReconfPrepFDD

DSCH-AddInformationItem-RL-ReconfPrepFDD ::= SEQUENCE {
    dSCH-ID                DSCH-ID,
    trChSourceStatisticsDescriptor  TrCH-SrcStatisticsDescr,
    transportFormatSet      TransportFormatSet,
    allocationRetentionPriority  AllocationRetentionPriority,
    schedulingPriorityIndicator  SchedulingPriorityIndicator,
    bLER                     BLER,
    iE-Extensions            ProtocolExtensionContainer { {DSCH-AddInformationItem-RL-ReconfPrepFDD-ExtIEs} } OPTIONAL,
    ...
}

DSCH-AddInformationItem-RL-ReconfPrepFDD-ExtIEs RNSAP-PROTOCOL-EXTENSION ::= {
    ...
}

DSCH-Delete-RL-ReconfPrepFDD ::= SEQUENCE {
    dSCH-Information        DSCH-Info-Delete-RL-ReconfPrepFDD,
    iE-Extensions          ProtocolExtensionContainer { {DSCH-Delete-RL-ReconfPrepFDD-ExtIEs} } OPTIONAL,
}

```



```

}
...
}
DSCH-Delete-RL-ReconfPrepFDD-ExtIEs RNSAP-PROTOCOL-EXTENSION ::= {
...
}
DSCH-Info-Delete-RL-ReconfPrepFDD ::= SEQUENCE (SIZE(1..maxNoOfDSCHs)) OF DSCH-DeleteInformationItem-RL-ReconfPrepFDD
DSCH-DeleteInformationItem-RL-ReconfPrepFDD ::= SEQUENCE {
    dSCH-ID                DSCH-ID,
    iE-Extensions          ProtocolExtensionContainer { {DSCH-DeleteInformationItem-RL-ReconfPrepFDD-ExtIEs} } OPTIONAL,
    ...
}
DSCH-DeleteInformationItem-RL-ReconfPrepFDD-ExtIEs RNSAP-PROTOCOL-EXTENSION ::= {
...
}
RL-InformationList-RL-ReconfPrepFDD ::= RL-IE-ContainerList0 { {RL-Information-RL-ReconfPrepFDD-IEs} }
RL-Information-RL-ReconfPrepFDD-IEs RNSAP-PROTOCOL-IES ::= {
    { ID id-RL-Information-RL-ReconfPrepFDD    CRITICALITY reject    TYPE RL-Information-RL-ReconfPrepFDD    PRESENCE mandatory },
    ...
}
RL-Information-RL-ReconfPrepFDD ::= SEQUENCE {
    rL-ID                RL-ID,
    sSDT-Indication      SSdT-Indication    OPTIONAL,
    sSDT-CellIdentity    SSdT-CellID       OPTIONAL
    -- The IE may be present if the sSDT-Indication is set to 'sSDT-active-in-the-UE' --,
    transmitDiversityIndicator    TransmitDiversityIndicator    OPTIONAL,
    -- This IE is present if Diversity Mode IE in UL DPCH Information group is present, unless it is equal to "none"
    iE-Extensions        ProtocolExtensionContainer { {RL-Information-RL-ReconfPrepFDD-ExtIEs} } OPTIONAL,
    ...
}
RL-Information-RL-ReconfPrepFDD-ExtIEs RNSAP-PROTOCOL-EXTENSION ::= {
...
}
RadioLinkReconfigurationPrepareFDD-Extensions RNSAP-PROTOCOL-EXTENSION ::= {
...
}
-- *****
--
-- RADIO LINK RECONFIGURATION PREPARE TDD
--
-- *****

```

```

RadioLinkReconfigurationPrepareTDD ::= SEQUENCE {
  protocolIEs          ProtocolIE-Container      {{RadioLinkReconfigurationPrepareTDD-IEs}},
  protocolExtensions   ProtocolExtensionContainer {{RadioLinkReconfigurationPrepareTDD-Extensions}}
  ...
}

RadioLinkReconfigurationPrepareTDD-IEs RNSAP-PROTOCOL-IES ::= {
  { ID id-AllowedQueuingTime          CRITICALITY reject  TYPE AllowedQueuingTime          PRESENCE optional } |
  { ID id-UL-CCTrCH-InformationAddList-RL-ReconfPrepTDD  CRITICALITY notify  TYPE UL-CCTrCH-InformationAddList-RL-ReconfPrepTDD PRESENCE optional } |
  { ID id-UL-CCTrCH-InformationModifyList-RL-ReconfPrepTDD CRITICALITY notify  TYPE UL-CCTrCH-InformationModifyList-RL-ReconfPrepTDD PRESENCE optional } |
  { ID id-UL-CCTrCH-InformationDeleteList-RL-ReconfPrepTDD CRITICALITY notify  TYPE UL-CCTrCH-InformationDeleteList-RL-ReconfPrepTDD PRESENCE optional } |
  { ID id-DL-CCTrCH-InformationAddList-RL-ReconfPrepTDD  CRITICALITY notify  TYPE DL-CCTrCH-InformationAddList-RL-ReconfPrepTDD PRESENCE optional } |
  { ID id-DL-CCTrCH-InformationModifyList-RL-ReconfPrepTDD CRITICALITY notify  TYPE DL-CCTrCH-InformationModifyList-RL-ReconfPrepTDD PRESENCE optional } |
  { ID id-DL-CCTrCH-InformationDeleteList-RL-ReconfPrepTDD CRITICALITY notify  TYPE DL-CCTrCH-InformationDeleteList-RL-ReconfPrepTDD PRESENCE optional } |
  { ID id-DCH-ModifyList-RL-ReconfPrepTDD          CRITICALITY reject  TYPE DCH-ModifyList-RL-ReconfPrepTDD          PRESENCE optional } |
  { ID id-DCH-AddList-RL-ReconfPrepTDD              CRITICALITY reject  TYPE DCH-AddList-RL-ReconfPrepTDD              PRESENCE optional } |
  { ID id-DCH-DeleteList-RL-ReconfPrepTDD           CRITICALITY reject  TYPE DCH-DeleteList-RL-ReconfPrepTDD           PRESENCE optional } |
  { ID id-DSCH-ModifyList-RL-ReconfPrepTDD          CRITICALITY reject  TYPE DSCH-ModifyList-RL-ReconfPrepTDD          PRESENCE optional } |
  { ID id-DSCH-AddList-RL-ReconfPrepTDD             CRITICALITY reject  TYPE DSCH-AddList-RL-ReconfPrepTDD             PRESENCE optional } |
  { ID id-DSCH-DeleteList-RL-ReconfPrepTDD          CRITICALITY reject  TYPE DSCH-DeleteList-RL-ReconfPrepTDD          PRESENCE optional } |
  { ID id-USCH-ModifyList-RL-ReconfPrepTDD          CRITICALITY reject  TYPE USCH-ModifyList-RL-ReconfPrepTDD          PRESENCE optional } |
  { ID id-USCH-AddList-RL-ReconfPrepTDD             CRITICALITY reject  TYPE USCH-AddList-RL-ReconfPrepTDD             PRESENCE optional } |
  { ID id-USCH-DeleteList-RL-ReconfPrepTDD          CRITICALITY reject  TYPE USCH-DeleteList-RL-ReconfPrepTDD          PRESENCE optional },
  ...
}

UL-CCTrCH-InformationAddList-RL-ReconfPrepTDD ::= CCTrCH-IE-ContainerList0 { {UL-CCTrCH-AddInformation-RL-ReconfPrepTDD-IEs} }

UL-CCTrCH-AddInformation-RL-ReconfPrepTDD-IEs RNSAP-PROTOCOL-IES ::= {
  { ID id-UL-CCTrCH-AddInformation-RL-ReconfPrepTDD  CRITICALITY notify  TYPE UL-CCTrCH-AddInformation-RL-ReconfPrepTDD  PRESENCE mandatory },
  ...
}

UL-CCTrCH-AddInformation-RL-ReconfPrepTDD ::= SEQUENCE {
  cCTrCH-ID          CCTrCH-ID,
  tFCS               TFCS,
  tFCI-Coding        TFCI-Coding,
  punctureLimit      PunctureLimit,
  iE-Extensions      ProtocolExtensionContainer { {UL-CCTrCH-AddInformation-RL-ReconfPrepTDD-ExtIEs} } OPTIONAL,
  ...
}

UL-CCTrCH-AddInformation-RL-ReconfPrepTDD-ExtIEs RNSAP-PROTOCOL-EXTENSION ::= {
  ...
}

UL-CCTrCH-InformationModifyList-RL-ReconfPrepTDD ::= CCTrCH-IE-ContainerList0 { {UL-CCTrCH-ModifyInformation-RL-ReconfPrepTDD-IEs} }

```

```

UL-CCTrCH-ModifyInformation-RL-ReconfPrepTDD-IEs RNSAP-PROTOCOL-IES ::= {
  { ID id-UL-CCTrCH-ModifyInformation-RL-ReconfPrepTDD    CRITICALITY notify TYPE UL-CCTrCH-ModifyInformation-RL-ReconfPrepTDD PRESENCE mandatory
  },
  ...
}

UL-CCTrCH-ModifyInformation-RL-ReconfPrepTDD ::= SEQUENCE {
  cCTrCH-ID          CCTrCH-ID,
  tFCS               TFCS          OPTIONAL,
  tFCI-Coding        TFCI-Coding   OPTIONAL,
  punctureLimit      PunctureLimit OPTIONAL,
  iE-Extensions      ProtocolExtensionContainer { {UL-CCTrCH-ModifyInformation-RL-ReconfPrepTDD-ExtIEs} } OPTIONAL,
  ...
}

UL-CCTrCH-ModifyInformation-RL-ReconfPrepTDD-ExtIEs RNSAP-PROTOCOL-EXTENSION ::= {
  ...
}

UL-CCTrCH-InformationDeleteList-RL-ReconfPrepTDD ::= CCTrCH-IE-ContainerList0 { {UL-CCTrCH-DeleteInformation-RL-ReconfPrepTDD-IEs} }

UL-CCTrCH-DeleteInformation-RL-ReconfPrepTDD-IEs RNSAP-PROTOCOL-IES ::= {
  { ID id-UL-CCTrCH-DeleteInformation-RL-ReconfPrepTDD    CRITICALITY notify TYPE UL-CCTrCH-DeleteInformation-RL-ReconfPrepTDD PRESENCE mandatory
  },
  ...
}

UL-CCTrCH-DeleteInformation-RL-ReconfPrepTDD ::= SEQUENCE {
  cCTrCH-ID          CCTrCH-ID,
  iE-Extensions      ProtocolExtensionContainer { {UL-CCTrCH-DeleteInformation-RL-ReconfPrepTDD-ExtIEs} } OPTIONAL,
  ...
}

UL-CCTrCH-DeleteInformation-RL-ReconfPrepTDD-ExtIEs RNSAP-PROTOCOL-EXTENSION ::= {
  ...
}

DL-CCTrCH-InformationAddList-RL-ReconfPrepTDD ::= CCTrCH-IE-ContainerList0 { {DL-CCTrCH-AddInformation-RL-ReconfPrepTDD-IEs} }

DL-CCTrCH-AddInformation-RL-ReconfPrepTDD-IEs RNSAP-PROTOCOL-IES ::= {
  { ID id-DL-CCTrCH-InformationAddItem-RL-ReconfPrepTDD    CRITICALITY notify TYPE DL-CCTrCH-InformationAddItem-RL-ReconfPrepTDD PRESENCE mandatory
  },
  ...
}

DL-CCTrCH-InformationAddItem-RL-ReconfPrepTDD ::= SEQUENCE {
  cCTrCH-ID          CCTrCH-ID,
  tFCS               TFCS,
  tFCI-Coding        TFCI-Coding,
  punctureLimit      PunctureLimit,

```

```

    cCtRCH-TPCList          CCTrCH-TPCAddList-RL-ReconfPrepTDD,
    iE-Extensions          ProtocolExtensionContainer { {DL-CCTrCH-InformationAddItem-RL-ReconfPrepTDD-ExtIEs} } OPTIONAL,
    ...
}

DL-CCTrCH-InformationAddItem-RL-ReconfPrepTDD-ExtIEs RNSAP-PROTOCOL-EXTENSION ::= {
    ...
}

CCTrCH-TPCAddList-RL-ReconfPrepTDD ::= SEQUENCE (SIZE (1..maxNrOfCCTrCHs)) OF CCTrCH-TPCAddItem-RL-ReconfPrepTDD

CCTrCH-TPCAddItem-RL-ReconfPrepTDD ::= SEQUENCE {
    cCtRCH-ID              CCTrCH-ID,
    iE-Extensions          ProtocolExtensionContainer { { CCTrCH-TPCAddItem-RL-ReconfPrepTDD-ExtIEs} } OPTIONAL,
    ...
}

CCTrCH-TPCAddItem-RL-ReconfPrepTDD-ExtIEs RNSAP-PROTOCOL-EXTENSION ::= {
    ...
}

DL-CCTrCH-InformationModifyList-RL-ReconfPrepTDD ::= CCTrCH-IE-ContainerList0 { {DL-CCTrCH-ModifyInformation-RL-ReconfPrepTDD-IEs} }

DL-CCTrCH-ModifyInformation-RL-ReconfPrepTDD-IEs RNSAP-PROTOCOL-IES ::= {
    { ID id-DL-CCTrCH-InformationModifyItem-RL-ReconfPrepTDD    CRITICALITY notify    TYPE DL-CCTrCH-InformationModifyItem-RL-ReconfPrepTDD    PRESENCE
    mandatory },
    ...
}

DL-CCTrCH-InformationModifyItem-RL-ReconfPrepTDD ::= SEQUENCE {
    cCtRCH-ID              CCTrCH-ID,
    tFCS                    TFCS                OPTIONAL,
    tFCI-Coding             TFCI-Coding         OPTIONAL,
    punctureLimit           PunctureLimit       OPTIONAL,
    cCtRCH-TPCList          CCTrCH-TPCModifyList-RL-ReconfPrepTDD    OPTIONAL,
    iE-Extensions          ProtocolExtensionContainer { {DL-CCTrCH-InformationModifyItem-RL-ReconfPrepTDD-ExtIEs} } OPTIONAL,
    ...
}

DL-CCTrCH-InformationModifyItem-RL-ReconfPrepTDD-ExtIEs RNSAP-PROTOCOL-EXTENSION ::= {
    ...
}

CCTrCH-TPCModifyList-RL-ReconfPrepTDD ::= SEQUENCE (SIZE (0..maxNrOfCCTrCHs)) OF CCTrCH-TPCModifyItem-RL-ReconfPrepTDD

CCTrCH-TPCModifyItem-RL-ReconfPrepTDD ::= SEQUENCE {
    cCtRCH-ID              CCTrCH-ID,
    iE-Extensions          ProtocolExtensionContainer { { CCTrCH-TPCModifyItem-RL-ReconfPrepTDD-ExtIEs} } OPTIONAL,
    ...
}

```

```

CCTrCH-TPCModifyItem-RL-ReconfPrepTDD-ExtIEs RNSAP-PROTOCOL-EXTENSION ::= {
    ...
}

DL-CCTrCH-InformationDeleteList-RL-ReconfPrepTDD ::= CCTrCH-IE-ContainerList0 { {DL-CCTrCH-DeleteInformation-RL-ReconfPrepTDD-IEs} }

DL-CCTrCH-DeleteInformation-RL-ReconfPrepTDD-IEs RNSAP-PROTOCOL-IES ::= {
    { ID id-DL-CCTrCH-InformationDeleteItem-RL-ReconfPrepTDD CRITICALITY notify TYPE DL-CCTrCH-InformationDeleteItem-RL-ReconfPrepTDD PRESENCE
    mandatory },
    ...
}

DL-CCTrCH-InformationDeleteItem-RL-ReconfPrepTDD ::= SEQUENCE {
    cCTrCH-ID CCTrCH-ID,
    iE-Extensions ProtocolExtensionContainer { {DL-CCTrCH-InformationDeleteItem-RL-ReconfPrepTDD-ExtIEs} } OPTIONAL,
    ...
}

DL-CCTrCH-InformationDeleteItem-RL-ReconfPrepTDD-ExtIEs RNSAP-PROTOCOL-EXTENSION ::= {
    ...
}

DCH-ModifyList-RL-ReconfPrepTDD ::= SEQUENCE (SIZE (0..maxNrOfDCHs)) OF DCH-ModifyItem-RL-ReconfPrepTDD

DCH-ModifyItem-RL-ReconfPrepTDD ::= SEQUENCE {
    ul-FP-Mode UL-FP-Mode OPTIONAL,
    toAWS ToAWS OPTIONAL,
    toAWE ToAWE OPTIONAL,
    dCH-SpecificInformationList DCH-ModifySpecificInformationList-RL-ReconfPrepTDD,
    iE-Extensions ProtocolExtensionContainer { {DCH-ModifyItem-RL-ReconfPrepTDD-ExtIEs} } OPTIONAL,
    ...
}

DCH-ModifyItem-RL-ReconfPrepTDD-ExtIEs RNSAP-PROTOCOL-EXTENSION ::= {
    ...
}

DCH-ModifySpecificInformationList-RL-ReconfPrepTDD ::= SEQUENCE (SIZE (1..maxNrOfDCHs)) OF DCH-ModifySpecificItem-RL-ReconfPrepTDD

DCH-ModifySpecificItem-RL-ReconfPrepTDD ::= SEQUENCE {
    dCH-ID DCH-ID,
    ul-CCTrCH-ID CCTrCH-ID OPTIONAL,
    dl-CCTrCH-ID CCTrCH-ID OPTIONAL,
    ul-TransportformatSet TransportFormatSet OPTIONAL,
    dl-TransportformatSet TransportFormatSet OPTIONAL,
    allocationRetentionPriority AllocationRetentionPriority OPTIONAL,
    frameHandlingPriority FrameHandlingPriority OPTIONAL,
    iE-Extensions ProtocolExtensionContainer { {DCH-ModifySpecificItem-RL-ReconfPrepTDD-ExtIEs} } OPTIONAL,
    ...
}

```

```

DCH-ModifySpecificItem-RL-ReconfPrepTDD-ExtIEs RNSAP-PROTOCOL-EXTENSION ::= {
    ...
}

DCH-AddList-RL-ReconfPrepTDD ::= SEQUENCE (SIZE (0..maxNrOfDCHs)) OF DCH-AddItem-RL-ReconfPrepTDD

DCH-AddItem-RL-ReconfPrepTDD ::= SEQUENCE {
    payloadCRC-PresenceIndicator      PayloadCRC-PresenceIndicator,
    ul-FP-Mode                        UL-FP-Mode,
    toAWS                             ToAWS,
    toAWE                             ToAWE,
    dCH-SpecificInformationList       DCH-AddSpecificInformationList-RL-ReconfPrepTDD,
    iE-Extensions                     ProtocolExtensionContainer { {DCH-AddItem-RL-ReconfPrepTDD-ExtIEs} } OPTIONAL,
    ...
}

DCH-AddItem-RL-ReconfPrepTDD-ExtIEs RNSAP-PROTOCOL-EXTENSION ::= {
    ...
}

DCH-AddSpecificInformationList-RL-ReconfPrepTDD ::= SEQUENCE (SIZE (1..maxNrOfDCHs)) OF DCH-AddSpecificItem-RL-ReconfPrepTDD

DCH-AddSpecificItem-RL-ReconfPrepTDD ::= SEQUENCE {
    dCH-ID                            DCH-ID,
    ul-CCTrCH-ID                      CCTrCH-ID,
    dl-CCTrCH-ID                      CCTrCH-ID,
    trCH-SrcStatisticsDescr           TrCH-SrcStatisticsDescr,
    ul-TransportformatSet             TransportFormatSet,
    dl-TransportformatSet             TransportFormatSet,
    ul-BLER                           BLER,
    dl-BLER                           BLER,
    allocationRetentionPriority        AllocationRetentionPriority,
    frameHandlingPriority              FrameHandlingPriority,
    qE-Selector                       QE-Selector OPTIONAL,
    -- This IE is present only if DCH is part of set of Coordinated DCHs
    iE-Extensions                     ProtocolExtensionContainer { {DCH-AddSpecificItem-RL-ReconfPrepTDD-ExtIEs} } OPTIONAL,
    ...
}

DCH-AddSpecificItem-RL-ReconfPrepTDD-ExtIEs RNSAP-PROTOCOL-EXTENSION ::= {
    ...
}

DCH-DeleteList-RL-ReconfPrepTDD ::= SEQUENCE (SIZE (0..maxNrOfDCHs)) OF DCH-DeleteItem-RL-ReconfPrepTDD

DCH-DeleteItem-RL-ReconfPrepTDD ::= SEQUENCE {
    dCH-ID                            DCH-ID,
    iE-Extensions                     ProtocolExtensionContainer { {DCH-DeleteItem-RL-ReconfPrepTDD-ExtIEs} } OPTIONAL,
    ...
}

```

```

DCH-DeleteItem-RL-ReconfPrepTDD-ExtIEs RNSAP-PROTOCOL-EXTENSION ::= {
    ...
}

DSCH-ModifyList-RL-ReconfPrepTDD ::= SEQUENCE (SIZE(0..maxNoOfDSCHs)) OF DSCH-ModifyItem-RL-ReconfPrepTDD

DSCH-ModifyItem-RL-ReconfPrepTDD ::= SEQUENCE {
    dSCH-ID                DSCH-ID,
    dl-ccTrCHID            CTrCH-ID                               OPTIONAL,
    trChSourceStatisticsDescriptor TrCH-SrcStatisticsDescr OPTIONAL,
    transportFormatSet     TransportFormatSet                 OPTIONAL,
    allocationRetentionPriority AllocationRetentionPriority     OPTIONAL,
    schedulingPriorityIndicator SchedulingPriorityIndicator    OPTIONAL,
    bLER                   BLER                               OPTIONAL,
    iE-Extensions          ProtocolExtensionContainer { {DSCH-ModifyItem-RL-ReconfPrepTDD-ExtIEs} } OPTIONAL,
    ...
}

DSCH-ModifyItem-RL-ReconfPrepTDD-ExtIEs RNSAP-PROTOCOL-EXTENSION ::= {
    ...
}

DSCH-AddList-RL-ReconfPrepTDD ::= SEQUENCE (SIZE(0..maxNoOfDSCHs)) OF DSCH-AddItem-RL-ReconfPrepTDD

DSCH-AddItem-RL-ReconfPrepTDD ::= SEQUENCE {
    dSCH-ID                DSCH-ID,
    dl-ccTrCHID            CTrCH-ID,
    trChSourceStatisticsDescriptor TrCH-SrcStatisticsDescr,
    transportFormatSet     TransportFormatSet,
    allocationRetentionPriority AllocationRetentionPriority,
    schedulingPriorityIndicator SchedulingPriorityIndicator,
    bLER                   BLER,
    iE-Extensions          ProtocolExtensionContainer { {DSCH-AddItem-RL-ReconfPrepTDD-ExtIEs} } OPTIONAL,
    ...
}

DSCH-AddItem-RL-ReconfPrepTDD-ExtIEs RNSAP-PROTOCOL-EXTENSION ::= {
    ...
}

DSCH-DeleteList-RL-ReconfPrepTDD ::= SEQUENCE (SIZE(0..maxNoOfDSCHs)) OF DSCH-DeleteItem-RL-ReconfPrepTDD

DSCH-DeleteItem-RL-ReconfPrepTDD ::= SEQUENCE {
    dSCH-ID                DSCH-ID,
    iE-Extensions          ProtocolExtensionContainer { {DSCH-DeleteItem-RL-ReconfPrepTDD-ExtIEs} } OPTIONAL,
    ...
}

DSCH-DeleteItem-RL-ReconfPrepTDD-ExtIEs RNSAP-PROTOCOL-EXTENSION ::= {
    ...
}

```

USCH-ModifyList-RL-ReconfPrepTDD ::= SEQUENCE (SIZE(0..maxNoOfUSCHs)) OF USCH-ModifyItem-RL-ReconfPrepTDD

```
USCH-ModifyItem-RL-ReconfPrepTDD ::= SEQUENCE {
-- R#-1972,CR161r2
  uSCH-ID                USCH-ID,
  ul-ccTrCHID            CCH-CH-ID                OPTIONAL,
  trChSourceStatisticsDescriptor  TrCH-SrcStatisticsDescr OPTIONAL,
  transportFormatSet     TransportFormatSet    OPTIONAL,
  allocationRetentionPriority  AllocationRetentionPriority  OPTIONAL,
  schedulingPriorityIndicator  SchedulingPriorityIndicator  OPTIONAL,
  bLER                   BLER                OPTIONAL,
  rb-Info                RB-Info,
  iE-Extensions          ProtocolExtensionContainer { {USCH-ModifyItem-RL-ReconfPrepTDD-ExtIEs} } OPTIONAL,
  ...
}
```

```
USCH-ModifyItem-RL-ReconfPrepTDD-ExtIEs RNSAP-PROTOCOL-EXTENSION ::= {
  ...
}
```

USCH-AddList-RL-ReconfPrepTDD ::= SEQUENCE (SIZE(0..maxNoOfUSCHs)) OF USCH-AddItem-RL-ReconfPrepTDD

```
USCH-AddItem-RL-ReconfPrepTDD ::= SEQUENCE {
  uSCH-ID                USCH-ID,
  ul-ccTrCHID            CCH-CH-ID,
  trChSourceStatisticsDescriptor  TrCH-SrcStatisticsDescr,
  transportFormatSet     TransportFormatSet,
  allocationRetentionPriority  AllocationRetentionPriority,
  schedulingPriorityIndicator  SchedulingPriorityIndicator,
  bLER                   BLER,
  rb-Info                RB-Info,
  iE-Extensions          ProtocolExtensionContainer { {USCH-AddItem-RL-ReconfPrepTDD-ExtIEs} } OPTIONAL,
  ...
}
```

```
USCH-AddItem-RL-ReconfPrepTDD-ExtIEs RNSAP-PROTOCOL-EXTENSION ::= {
  ...
}
```

USCH-DeleteList-RL-ReconfPrepTDD ::= SEQUENCE (SIZE(0..maxNoOfUSCHs)) OF USCH-DeleteItem-RL-ReconfPrepTDD

```
USCH-DeleteItem-RL-ReconfPrepTDD ::= SEQUENCE {
  uSCH-ID                USCH-ID,
  iE-Extensions          ProtocolExtensionContainer { {USCH-DeleteItem-RL-ReconfPrepTDD-ExtIEs} } OPTIONAL,
  ...
}
```

```
USCH-DeleteItem-RL-ReconfPrepTDD-ExtIEs RNSAP-PROTOCOL-EXTENSION ::= {
  ...
}
```



```

RadioLinkReconfigurationPrepareTDD-Extensions RNSAP-PROTOCOL-EXTENSION ::= {
  ...
}

-- *****
--
-- RADIO LINK RECONFIGURATION READY FDD
--
-- *****

RadioLinkReconfigurationReadyFDD ::= SEQUENCE {
  protocolIEs          ProtocolIE-Container    {{RadioLinkReconfigurationReadyFDD-IEs}},
  protocolExtensions  ProtocolExtensionContainer {{RadioLinkReconfigurationReadyFDD-Extensions}} OPTIONAL,
  ...
}

RadioLinkReconfigurationReadyFDD-IEs RNSAP-PROTOCOL-IES ::= {
  { ID id-RL-InformationResponseList-RL-ReconfReadyFDD   CRITICALITY ignore  TYPE RL-InformationResponseList-RL-ReconfReadyFDD   PRESENCE optional
  } |
  { ID id-CriticalityDiagnostics          CRITICALITY ignore  TYPE CriticalityDiagnostics          PRESENCE optional },
  ...
}

RL-InformationResponseList-RL-ReconfReadyFDD ::= RL-IE-ContainerList0 { {RL-InformationResponse-RL-ReconfReadyFDD-IEs} }

RL-InformationResponse-RL-ReconfReadyFDD-IEs RNSAP-PROTOCOL-IES ::= {
  { ID id-RL-InformationResponseItem-RL-ReconfReadyFDD   CRITICALITY ignore  TYPE RL-InformationResponseItem-RL-ReconfReadyFDD   PRESENCE mandatory
  },
  ...
}

RL-InformationResponseItem-RL-ReconfReadyFDD ::= SEQUENCE {
  rL-ID                RL-ID,
  max-UL-SIR           UL-SIR          OPTIONAL,
  min-UL-SIR           UL-SIR          OPTIONAL,
  maximumDLTxPower     DL-Power        OPTIONAL,
  minimumDLTxPower     DL-Power        OPTIONAL,
  secondary-CCPCH-Info Secondary-CCPCH-Info-RL-ReconfReadyFDD OPTIONAL,
  dl-CodeInformationList DL-CodeInformationList-RL-ReconfReadyFDD OPTIONAL,
  dCHsInformationResponseList DCH-InformationResponseList-RL-ReconfReadyFDD OPTIONAL,
  dSCHToBeAddedOrModified DSCHToBeAddedOrModified-RL-ReconfReadyFDD OPTIONAL,
  iE-Extensions        ProtocolExtensionContainer { {RL-InformationResponseItem-RL-ReconfReadyFDD-ExtIEs} } OPTIONAL,
  ...
}

RL-InformationResponseItem-RL-ReconfReadyFDD-ExtIEs RNSAP-PROTOCOL-EXTENSION ::= {
  ...
}

Secondary-CCPCH-Info-RL-ReconfReadyFDD ::= SEQUENCE {

```

```

    fDD-S-CCPCH-Offset          FDD-S-CCPCH-Offset,
    dl-ScramblingCode           DL-ScramblingCode,
    fDD-DL-ChannelisationCodeNumber FDD-DL-ChannelisationCodeNumber,
    dl-TFCS                     TFCS,
    secondaryCCPCH-SlotFormat    SecondaryCCPCH-SlotFormat,
    tFCI-Presence               TFCI-Presence OPTIONAL,
    -- This IE is present only if the Secondary CCPCH Slot Format is equal to any of the value 8 to 17
    multiplexingPosition        MultiplexingPosition,
    sTTD-Indicator              STTD-Indicator,
    fACH-PCH-InformationList     FACH-PCH-InformationList-RL-ReconfReadyFDD,
    schedulingInformation        SchedulingInformation-RL-ReconfReadyFDD,
    iE-Extensions               ProtocolExtensionContainer { { Secondary-CCPCH-Info-RL-ReconfReadyFDD-ExtIEs } } OPTIONAL,
    ...
}

Secondary-CCPCH-Info-RL-ReconfReadyFDD-ExtIEs RNSAP-PROTOCOL-EXTENSION ::= {
    ...
}

FACH-PCH-InformationList-RL-ReconfReadyFDD ::= SEQUENCE (SIZE(1..maxFACHCountPlus1)) OF FACH-PCH-InformationItem-RL-ReconfReadyFDD

FACH-PCH-InformationItem-RL-ReconfReadyFDD ::= SEQUENCE {
    transportFormatSet          TransportFormatSet,
    iE-Extensions               ProtocolExtensionContainer { { FACH-PCH-InformationItem-RL-ReconfReadyFDD-ExtIEs } } OPTIONAL,
    ...
}

FACH-PCH-InformationItem-RL-ReconfReadyFDD-ExtIEs RNSAP-PROTOCOL-EXTENSION ::= {
    ...
}

SchedulingInformation-RL-ReconfReadyFDD ::= SEQUENCE {
    iB-SG-Rep                   IB-SG-REP,
    segmentInformationList       SegmentInformationList-RL-ReconfReadyFDD,
    iE-Extensions               ProtocolExtensionContainer { { SchedulingInformation-RL-ReconfReadyFDD-ExtIEs } } OPTIONAL,
    ...
}

SchedulingInformation-RL-ReconfReadyFDD-ExtIEs RNSAP-PROTOCOL-EXTENSION ::= {
    ...
}

SegmentInformationList-RL-ReconfReadyFDD ::= SEQUENCE (SIZE(1..maxIBSEG)) OF SegmentInformationItem-RL-ReconfReadyFDD

SegmentInformationItem-RL-ReconfReadyFDD ::= SEQUENCE {
    iB-SG-POS                    IB-SG-POS,
    iE-Extensions                ProtocolExtensionContainer { { SegmentInformationItem-RL-ReconfReadyFDD-ExtIEs } } OPTIONAL,
    ...
}

SegmentInformationItem-RL-ReconfReadyFDD-ExtIEs RNSAP-PROTOCOL-EXTENSION ::= {

```

```

}
...
DL-CodeInformationList-RL-ReconfReadyFDD ::= ProtocolIE-Single-Container { { DL-CodeInformationListIEs-RL-ReconfReadyFDD } }

DL-CodeInformationListIEs-RL-ReconfReadyFDD RNSAP-PROTOCOL-IES ::= {
  { ID id-DL-CodeInformationListIE-RL-ReconfReadyFDD CRITICALITY ignore TYPE DL-CodeInformationListIE-RL-ReconfReadyFDD PRESENCE mandatory }
}

DL-CodeInformationListIE-RL-ReconfReadyFDD ::= SEQUENCE (SIZE (0..maxNrOfDL-Codes)) OF DL-CodeInformationItem-RL-ReconfReadyFDD

DL-CodeInformationItem-RL-ReconfReadyFDD ::= SEQUENCE {
  dl-ScramblingCode DL-ScramblingCode,
  fdd-DL-ChannelisationCodeNumber FDD-DL-ChannelisationCodeNumber,
  transmission-Gap-Pattern-Sequence-Information-Response Transmission-Gap-Pattern-Sequence-Information-Response OPTIONAL,
  iE-Extensions ProtocolExtensionContainer { { DL-CodeInformationItem-RL-ReconfReadyFDD-ExtIEs } } OPTIONAL,
  ...
}

DL-CodeInformationItem-RL-ReconfReadyFDD-ExtIEs RNSAP-PROTOCOL-EXTENSION ::= {
  ...
}

DCH-InformationResponseList-RL-ReconfReadyFDD ::= ProtocolIE-Single-Container { { DCH-InformationResponseListIEs-RL-ReconfReadyFDD } }

DCH-InformationResponseListIEs-RL-ReconfReadyFDD RNSAP-PROTOCOL-IES ::= {
  { ID id-DCH-InformationResponseListIE-RL-ReconfReadyFDD CRITICALITY ignore TYPE DCH-InformationResponseListIE-RL-ReconfReadyFDD PRESENCE mandatory }
}

DCH-InformationResponseListIE-RL-ReconfReadyFDD ::= SEQUENCE (SIZE (0..maxNrOfDCHs)) OF DCH-InformationResponseItem-RL-ReconfReadyFDD

DCH-InformationResponseItem-RL-ReconfReadyFDD ::= SEQUENCE {
  dch-ID DCH-ID,
  bindingID BindingID,
  transportLayerAddress TransportLayerAddress,
  iE-Extensions ProtocolExtensionContainer { { DCH-InformationResponseItem-RL-ReconfReadyFDD-ExtIEs } } OPTIONAL,
  ...
}

DCH-InformationResponseItem-RL-ReconfReadyFDD-ExtIEs RNSAP-PROTOCOL-EXTENSION ::= {
  ...
}

DSCHToBeAddedOrModified-RL-ReconfReadyFDD ::= ProtocolIE-Single-Container { { DSCHToBeAddedOrModifiedIEs-RL-ReconfReadyFDD } }

DSCHToBeAddedOrModifiedIEs-RL-ReconfReadyFDD RNSAP-PROTOCOL-IES ::= {
  { ID id-DSCHToBeAddedOrModifiedIE-RL-ReconfReadyFDD CRITICALITY ignore TYPE DSCHToBeAddedOrModifiedIE-RL-ReconfReadyFDD PRESENCE mandatory }
}

DSCHToBeAddedOrModifiedIE-RL-ReconfReadyFDD ::= SEQUENCE {

```

```

    dschInformation      DSCHInformation-RL-ReconfReadyFDD,
    pdSCHCodeMapping    PDSCHCodeMapping,
    iE-Extensions       ProtocolExtensionContainer { {DSCHToBeAddedOrModifiedIE-RL-ReconfReadyFDD-ExtIEs} } OPTIONAL,
    ...
}

DSCHToBeAddedOrModifiedIE-RL-ReconfReadyFDD-ExtIEs RNSAP-PROTOCOL-EXTENSION ::= {
    ...
}

DSCHInformation-RL-ReconfReadyFDD ::= SEQUENCE (SIZE(1..maxNoOfDSCHs)) OF DSCHInformationItem-RL-ReconfReadyFDD

DSCHInformationItem-RL-ReconfReadyFDD ::= SEQUENCE {
    dsch-ID              DSCH-ID,
    priorityIndicator    PriorityIndicator-RL-ReconfReadyFDD,
    bindingID            BindingID,
    transportLayerAddress TransportLayerAddress,
    iE-Extensions       ProtocolExtensionContainer { {DSCHInformation-RL-ReconfReadyFDD-ExtIEs} } OPTIONAL,
    ...
}

DSCHInformation-RL-ReconfReadyFDD-ExtIEs RNSAP-PROTOCOL-EXTENSION ::= {
    ...
}

PriorityIndicator-RL-ReconfReadyFDD ::= SEQUENCE (SIZE(1..16)) OF PriorityIndicatorItem-RL-ReconfReadyFDD

PriorityIndicatorItem-RL-ReconfReadyFDD ::= SEQUENCE {
    schedulingPriorityIndicator SchedulingPriorityIndicator,
    mac-c-sh-SDU-Lengths      MAC-c-sh-SDU-LengthList-RL-ReconfReadyFDD,
    iE-Extensions             ProtocolExtensionContainer { {PriorityIndicatorItem-RL-ReconfReadyFDD-ExtIEs} } OPTIONAL,
    ...
}

PriorityIndicatorItem-RL-ReconfReadyFDD-ExtIEs RNSAP-PROTOCOL-EXTENSION ::= {
    ...
}

MAC-c-sh-SDU-LengthList-RL-ReconfReadyFDD ::= SEQUENCE (SIZE(1..maxNrOfMACcshSDU-Length)) OF MAC-c-sh-SDU-Length

RadioLinkReconfigurationReadyFDD-Extensions RNSAP-PROTOCOL-EXTENSION ::= {
    ...
}

-- *****
--
-- RADIO LINK RECONFIGURATION READY TDD
--
-- *****

RadioLinkReconfigurationReadyTDD ::= SEQUENCE {

```

```

    protocolIEs          ProtocolIE-Container    {{RadioLinkReconfigurationReadyTDD-IEs}},
    protocolExtensions  ProtocolExtensionContainer {{RadioLinkReconfigurationReadyTDD-Extensions}}
    ...
}

RadioLinkReconfigurationReadyTDD-IEs RNSAP-PROTOCOL-IES ::= {
  { ID id-RL-InformationResponse-RL-ReconfReadyTDD
    CRITICALITY ignore TYPE RL-InformationResponse-RL-ReconfReadyTDD PRESENCE optional } |
  { ID id-CriticalityDiagnostics
    CRITICALITY ignore TYPE CriticalityDiagnostics PRESENCE optional },
  ...
}

RL-InformationResponse-RL-ReconfReadyTDD ::= SEQUENCE {
  rL-ID          RL-ID,
  max-UL-SIR     UL-SIR          OPTIONAL,
  min-UL-SIR     UL-SIR          OPTIONAL,
  maximumDLTxPower DL-Power     OPTIONAL,
  minimumDLTxPower DL-Power     OPTIONAL,
  ul-CCTrCH-Information UL-CCTrCH-InformationList-RL-ReconfReadyTDD OPTIONAL,
  dl-CCTrCH-Information DL-CCTrCH-InformationList-RL-ReconfReadyTDD OPTIONAL,
  dCHsInformationResponseList DCH-InformationResponseList-RL-ReconfReadyTDD OPTIONAL,
  dSCHsToBeAddedOrModified DSCHToBeAddedOrModified-RL-ReconfReadyTDD OPTIONAL,
  uSCHsToBeAddedOrModified USCHToBeAddedOrModified-RL-ReconfReadyTDD OPTIONAL,
  iE-Extensions  ProtocolExtensionContainer { {RL-InformationResponse-RL-ReconfReadyTDD-ExtIEs} } OPTIONAL,
  ...
}

RL-InformationResponse-RL-ReconfReadyTDD-ExtIEs RNSAP-PROTOCOL-EXTENSION ::= {
  ...
}

UL-CCTrCH-InformationList-RL-ReconfReadyTDD ::= ProtocolIE-Single-Container {{UL-CCTrCHInformationListIEs-RL-ReconfReadyTDD}}

UL-CCTrCHInformationListIEs-RL-ReconfReadyTDD RNSAP-PROTOCOL-IES ::= {
  { ID id-UL-CCTrCH-InformationListIE-RL-ReconfReadyTDD CRITICALITY ignore TYPE UL-CCTrCHInformationListIE-RL-ReconfReadyTDD PRESENCE mandatory }
}

UL-CCTrCHInformationListIE-RL-ReconfReadyTDD ::= SEQUENCE (SIZE (0..maxNrOfCCTrCHs)) OF UL-CCTrCH-InformationItem-RL-ReconfReadyTDD

UL-CCTrCH-InformationItem-RL-ReconfReadyTDD ::= SEQUENCE {
  cCTrCH-ID      CCTrCH-ID,
  ul-DPCH-AddInformation UL-DPCH-InformationAddList-RL-ReconfReadyTDD OPTIONAL,
  ul-DPCH-ModifyInformation UL-DPCH-InformationModifyList-RL-ReconfReadyTDD OPTIONAL,
  ul-DPCH-DeleteInformation UL-DPCH-InformationDeleteList-RL-ReconfReadyTDD OPTIONAL,
  iE-Extensions  ProtocolExtensionContainer { {UL-CCTrCH-InformationItem-RL-ReconfReadyTDD-ExtIEs} } OPTIONAL,
  ...
}

UL-CCTrCH-InformationItem-RL-ReconfReadyTDD-ExtIEs RNSAP-PROTOCOL-EXTENSION ::= {
  ...
}

```

```

}

UL-DPCH-InformationAddList-RL-ReconfReadyTDD ::= ProtocolIE-Single-Container {{UL-DPCH-InformationAddListIEs-RL-ReconfReadyTDD}}

UL-DPCH-InformationAddListIEs-RL-ReconfReadyTDD RNSAP-PROTOCOL-IES ::= {
  { ID id-UL-DPCH-InformationAddListIE-RL-ReconfReadyTDD  CRITICALITY ignore TYPE UL-DPCH-InformationAddListIE-RL-ReconfReadyTDD  PRESENCE
  mandatory }
}

UL-DPCH-InformationAddListIE-RL-ReconfReadyTDD ::= SEQUENCE {
  repetitionPeriod          RepetitionPeriod,
  repetitionLength          RepetitionLength,
  tDD-DPCHOffset           TDD-DPCHOffset,
  uL-Timeslot-InformationAddList-RL-ReconfReadyTDD  UL-Timeslot-InformationAddList-RL-ReconfReadyTDD,
  iE-Extensions            ProtocolExtensionContainer { {UL-DPCH-InformationAddItem-RL-ReconfReadyTDD-ExtIEs} } OPTIONAL,
  ...
}

UL-DPCH-InformationAddItem-RL-ReconfReadyTDD-ExtIEs RNSAP-PROTOCOL-EXTENSION ::= {
  ...
}

UL-Timeslot-InformationAddList-RL-ReconfReadyTDD ::= SEQUENCE ( SIZE (1..maxNrOfTS)) OF UL-Timeslot-InformationAddItem-RL-ReconfReadyTDD

UL-Timeslot-InformationAddItem-RL-ReconfReadyTDD ::= SEQUENCE {
  timeSlot                  TimeSlot,
  midambleShiftAndBurstType MidambleShiftAndBurstType,
  tFCI-Presence             TFCI-Presence,
  uL-Code-InformationAddList-RL-ReconfReadyTDD  UL-Code-InformationAddList-RL-ReconfReadyTDD,
  iE-Extensions            ProtocolExtensionContainer { {UL-Timeslot-InformationAddItem-RL-ReconfReadyTDD-ExtIEs} } OPTIONAL,
  ...
}

UL-Timeslot-InformationAddItem-RL-ReconfReadyTDD-ExtIEs RNSAP-PROTOCOL-EXTENSION ::= {
  ...
}

UL-Code-InformationAddList-RL-ReconfReadyTDD ::= SEQUENCE ( SIZE (1..maxNrOfDPCHs)) OF UL-Code-InformationAddItem-RL-ReconfReadyTDD

UL-Code-InformationAddItem-RL-ReconfReadyTDD ::= SEQUENCE {
  dPCH-ID                   DPCH-ID,
  tDD-ChannelisationCode    TDD-ChannelisationCode,
  iE-Extensions            ProtocolExtensionContainer { {UL-Code-InformationAddItem-RL-ReconfReadyTDD-ExtIEs} } OPTIONAL,
  ...
}

UL-Code-InformationAddItem-RL-ReconfReadyTDD-ExtIEs RNSAP-PROTOCOL-EXTENSION ::= {
  ...
}

UL-DPCH-InformationModifyList-RL-ReconfReadyTDD ::= ProtocolIE-Single-Container {{UL-DPCH-InformationModifyListIEs-RL-ReconfReadyTDD}}

```

```

UL-DPCH-InformationModifyListIEs-RL-ReconfReadyTDD RNSAP-PROTOCOL-IES ::= {
  { ID id-UL-DPCH-InformationModifyListIE-RL-ReconfReadyTDD CRITICALITY ignore TYPE UL-DPCH-InformationModifyListIE-RL-ReconfReadyTDD PRESENCE
  mandatory }
}

```

```

UL-DPCH-InformationModifyListIE-RL-ReconfReadyTDD ::= SEQUENCE {
  repetitionPeriod RepetitionPeriod OPTIONAL,
  repetitionLength RepetitionLength OPTIONAL,
  tDD-DPCHOffset TDD-DPCHOffset OPTIONAL,
  uL-Timeslot-InformationModifyList-RL-ReconfReadyTDD UL-Timeslot-InformationModifyList-RL-ReconfReadyTDD OPTIONAL,
  iE-Extensions ProtocolExtensionContainer { {UL-DPCH-InformationModifyItem-RL-ReconfReadyTDD-ExtIEs} } OPTIONAL,
  ...
}

```

```

UL-DPCH-InformationModifyItem-RL-ReconfReadyTDD-ExtIEs RNSAP-PROTOCOL-EXTENSION ::= {
  ...
}

```

```

UL-Timeslot-InformationModifyList-RL-ReconfReadyTDD ::= SEQUENCE ( SIZE (1..maxNrOfTS)) OF UL-Timeslot-InformationModifyItem-RL-ReconfReadyTDD

```

```

UL-Timeslot-InformationModifyItem-RL-ReconfReadyTDD ::= SEQUENCE {
  timeSlot TimeSlot,
  midambleShiftAndBurstType MidambleShiftAndBurstType OPTIONAL,
  tFCI-Presence TFCI-Presence OPTIONAL,
  uL-Code-InformationModifyList-RL-ReconfReadyTDD UL-Code-InformationModifyList-RL-ReconfReadyTDD OPTIONAL,
  iE-Extensions ProtocolExtensionContainer { {UL-Timeslot-InformationModifyItem-RL-ReconfReadyTDD-ExtIEs} } OPTIONAL,
  ...
}

```

```

UL-Timeslot-InformationModifyItem-RL-ReconfReadyTDD-ExtIEs RNSAP-PROTOCOL-EXTENSION ::= {
  ...
}

```

```

UL-Code-InformationModifyList-RL-ReconfReadyTDD ::= SEQUENCE ( SIZE (1..maxNrOfDPCHs)) OF UL-Code-InformationModifyItem-RL-ReconfReadyTDD

```

```

UL-Code-InformationModifyItem-RL-ReconfReadyTDD ::= SEQUENCE {
  dPCH-ID DPCH-ID,
  tDD-ChannelisationCode TDD-ChannelisationCode,
  iE-Extensions ProtocolExtensionContainer { {UL-Code-InformationModifyItem-RL-ReconfReadyTDD-ExtIEs} } OPTIONAL,
  ...
}

```

```

UL-Code-InformationModifyItem-RL-ReconfReadyTDD-ExtIEs RNSAP-PROTOCOL-EXTENSION ::= {
  ...
}

```

```

UL-DPCH-InformationDeleteList-RL-ReconfReadyTDD ::= ProtocolIE-Single-Container {{UL-DPCH-InformationDeleteListIEs-RL-ReconfReadyTDD}}

```

```

UL-DPCH-InformationDeleteListIEs-RL-ReconfReadyTDD RNSAP-PROTOCOL-IES ::= {

```

```

    { ID id-UL-DPCH-InformationDeleteListIE-RL-ReconfReadyTDD  CRITICALITY ignore  TYPE UL-DPCH-InformationDeleteListIE-RL-ReconfReadyTDD  PRESENCE
    mandatory }
  }

UL-DPCH-InformationDeleteListIE-RL-ReconfReadyTDD ::= SEQUENCE (SIZE (0..maxNrOfDPCHs)) OF UL-DPCH-InformationDeleteItem-RL-ReconfReadyTDD

UL-DPCH-InformationDeleteItem-RL-ReconfReadyTDD ::= SEQUENCE {
  dPCH-ID                DPCH-ID,
  iE-Extensions          ProtocolExtensionContainer { {UL-DPCH-InformationDeleteList-RL-ReconfReadyTDD-ExtIEs} } OPTIONAL,
  ...
}

UL-DPCH-InformationDeleteList-RL-ReconfReadyTDD-ExtIEs RNSAP-PROTOCOL-EXTENSION ::= {
  ...
}

DL-CCTrCH-InformationList-RL-ReconfReadyTDD          ::= ProtocolIE-Single-Container {{DL-CCTrCHInformationListIEs-RL-ReconfReadyTDD}}

DL-CCTrCHInformationListIEs-RL-ReconfReadyTDD RNSAP-PROTOCOL-IES ::= {
  { ID id-DL-CCTrCH-InformationListIE-RL-ReconfReadyTDD  CRITICALITY ignore  TYPE DL-CCTrCHInformationListIE-RL-ReconfReadyTDD  PRESENCE mandatory
  }
}

DL-CCTrCHInformationListIE-RL-ReconfReadyTDD ::= SEQUENCE (SIZE (0..maxNrOfCCTrCHs)) OF DL-CCTrCH-InformationItem-RL-ReconfReadyTDD

DL-CCTrCH-InformationItem-RL-ReconfReadyTDD ::= SEQUENCE {
  cCTrCH-ID                CCTrCH-ID,
  dl-DPCH-AddInformation    DL-DPCH-InformationAddList-RL-ReconfReadyTDD          OPTIONAL,
  dl-DPCH-ModifyInformation DL-DPCH-InformationModifyList-RL-ReconfReadyTDD      OPTIONAL,
  dl-DPCH-DeleteInformation DL-DPCH-InformationDeleteList-RL-ReconfReadyTDD      OPTIONAL,
  iE-Extensions            ProtocolExtensionContainer { {DL-CCTrCH-InformationItem-RL-ReconfReadyTDD-ExtIEs} } OPTIONAL,
  ...
}

DL-CCTrCH-InformationItem-RL-ReconfReadyTDD-ExtIEs RNSAP-PROTOCOL-EXTENSION ::= {
  ...
}

DL-DPCH-InformationAddList-RL-ReconfReadyTDD ::= ProtocolIE-Single-Container {{DL-DPCH-InformationAddListIEs-RL-ReconfReadyTDD}}

DL-DPCH-InformationAddListIEs-RL-ReconfReadyTDD RNSAP-PROTOCOL-IES ::= {
  { ID id-DL-DPCH-InformationAddListIE-RL-ReconfReadyTDD  CRITICALITY ignore  TYPE DL-DPCH-InformationAddListIE-RL-ReconfReadyTDD  PRESENCE
  mandatory }
}

DL-DPCH-InformationAddListIE-RL-ReconfReadyTDD ::= SEQUENCE {
  repetitionPeriod          RepetitionPeriod,
  repetitionLength          RepetitionLength,
  tDD-DPCHOffset            TDD-DPCHOffset,
  dL-Timeslot-InformationAddList-RL-ReconfReadyTDD  DL-Timeslot-InformationAddList-RL-ReconfReadyTDD,
  iE-Extensions            ProtocolExtensionContainer { {DL-DPCH-InformationAddItem-RL-ReconfReadyTDD-ExtIEs} } OPTIONAL,
}

```



```

}
...
}
DL-DPCH-InformationAddItem-RL-ReconfReadyTDD-ExtIEs RNSAP-PROTOCOL-EXTENSION ::= {
...
}
DL-Timeslot-InformationAddList-RL-ReconfReadyTDD ::= SEQUENCE ( SIZE (1..maxNrOfTS,...)) OF DL-Timeslot-InformationAddItem-RL-ReconfReadyTDD
DL-Timeslot-InformationAddItem-RL-ReconfReadyTDD ::= SEQUENCE {
timeSlot TimeSlot,
midambleShiftAndBurstType MidambleShiftAndBurstType,
tFCI-Presence TFCI-Presence,
dL-Code-InformationAddList-RL-ReconfReadyTDD DL-Code-InformationAddList-RL-ReconfReadyTDD,
iE-Extensions ProtocolExtensionContainer { {DL-Timeslot-InformationAddItem-RL-ReconfReadyTDD-ExtIEs} } OPTIONAL,
...
}
DL-Timeslot-InformationAddItem-RL-ReconfReadyTDD-ExtIEs RNSAP-PROTOCOL-EXTENSION ::= {
...
}
DL-Code-InformationAddList-RL-ReconfReadyTDD ::= SEQUENCE ( SIZE (1..maxNrOfDPCHs,...)) OF DL-Code-InformationAddItem-RL-ReconfReadyTDD
DL-Code-InformationAddItem-RL-ReconfReadyTDD ::= SEQUENCE {
dPCH-ID DPCH-ID,
tDD-ChannelisationCode TDD-ChannelisationCode,
iE-Extensions ProtocolExtensionContainer { {DL-Code-InformationAddItem-RL-ReconfReadyTDD-ExtIEs} } OPTIONAL,
...
}
DL-Code-InformationAddItem-RL-ReconfReadyTDD-ExtIEs RNSAP-PROTOCOL-EXTENSION ::= {
...
}
DL-DPCH-InformationModifyList-RL-ReconfReadyTDD ::= ProtocolIE-Single-Container {{DL-DPCH-InformationModifyListIEs-RL-ReconfReadyTDD}}
DL-DPCH-InformationModifyListIEs-RL-ReconfReadyTDD RNSAP-PROTOCOL-IES ::= {
{ ID id-DL-DPCH-InformationModifyListIE-RL-ReconfReadyTDD CRITICALITY ignore TYPE DL-DPCH-InformationModifyListIE-RL-ReconfReadyTDD PRESENCE
mandatory }
}
DL-DPCH-InformationModifyListIE-RL-ReconfReadyTDD ::= SEQUENCE {
repetitionPeriod RepetitionPeriod OPTIONAL,
repetitionLength RepetitionLength OPTIONAL,
tDD-DPCHOffset TDD-DPCHOffset OPTIONAL,
dL-Timeslot-InformationModifyList-RL-ReconfReadyTDD DL-Timeslot-InformationModifyList-RL-ReconfReadyTDD OPTIONAL,
iE-Extensions ProtocolExtensionContainer { {DL-DPCH-InformationModifyItem-RL-ReconfReadyTDD-ExtIEs} } OPTIONAL,
...
}

```

```

DL-DPCH-InformationModifyItem-RL-ReconfReadyTDD-ExtIEs RNSAP-PROTOCOL-EXTENSION ::= {
    ...
}

DL-Timeslot-InformationModifyList-RL-ReconfReadyTDD ::= SEQUENCE ( SIZE (1..maxNrOfTS)) OF DL-Timeslot-InformationModifyItem-RL-ReconfReadyTDD

DL-Timeslot-InformationModifyItem-RL-ReconfReadyTDD ::= SEQUENCE {
    timeSlot                TimeSlot,
    midambleShiftAndBurstType MidambleShiftAndBurstType OPTIONAL,
    tFCI-Presence            TFCI-Presence OPTIONAL,
    dL-Code-InformationModifyList-RL-ReconfReadyTDD DL-Code-InformationModifyList-RL-ReconfReadyTDD OPTIONAL,
    iE-Extensions            ProtocolExtensionContainer { {DL-Timeslot-InformationModifyItem-RL-ReconfReadyTDD-ExtIEs} } OPTIONAL,
    ...
}

DL-Timeslot-InformationModifyItem-RL-ReconfReadyTDD-ExtIEs RNSAP-PROTOCOL-EXTENSION ::= {
    ...
}

DL-Code-InformationModifyList-RL-ReconfReadyTDD ::= SEQUENCE ( SIZE (1..maxNrOfDPCHs)) OF DL-Code-InformationModifyItem-RL-ReconfReadyTDD

DL-Code-InformationModifyItem-RL-ReconfReadyTDD ::= SEQUENCE {
    dPCH-ID                DPCH-ID,
    tDD-ChannelisationCode TDD-ChannelisationCode,
    iE-Extensions            ProtocolExtensionContainer { {DL-Code-InformationModifyItem-RL-ReconfReadyTDD-ExtIEs} } OPTIONAL,
    ...
}

DL-Code-InformationModifyItem-RL-ReconfReadyTDD-ExtIEs RNSAP-PROTOCOL-EXTENSION ::= {
    ...
}

DL-DPCH-InformationDeleteList-RL-ReconfReadyTDD ::= ProtocolIE-Single-Container {{DL-DPCH-InformationDeleteListIEs-RL-ReconfReadyTDD}}

DL-DPCH-InformationDeleteListIEs-RL-ReconfReadyTDD RNSAP-PROTOCOL-IES ::= {
    { ID id-DL-DPCH-InformationDeleteListIE-RL-ReconfReadyTDD CRITICALITY ignore TYPE DL-DPCH-InformationDeleteListIE-RL-ReconfReadyTDD PRESENCE
mandatory }
}

DL-DPCH-InformationDeleteListIE-RL-ReconfReadyTDD ::= SEQUENCE (SIZE (0..maxNrOfDPCHs)) OF DL-DPCH-InformationDeleteItem-RL-ReconfReadyTDD

DL-DPCH-InformationDeleteItem-RL-ReconfReadyTDD ::= SEQUENCE {
    dPCH-ID                DPCH-ID,
    iE-Extensions            ProtocolExtensionContainer { {DL-DPCH-InformationDeleteList-RL-ReconfReadyTDD-ExtIEs} } OPTIONAL,
    ...
}

DL-DPCH-InformationDeleteList-RL-ReconfReadyTDD-ExtIEs RNSAP-PROTOCOL-EXTENSION ::= {
    ...
}

```

```

DCH-InformationResponseList-RL-ReconfReadyTDD ::= ProtocolIE-Single-Container { {DCH-InformationResponseListIEs-RL-ReconfReadyTDD} }

DCH-InformationResponseListIEs-RL-ReconfReadyTDD RNSAP-PROTOCOL-IES ::= {
  { ID id-DCH-InformationResponseListIE-RL-ReconfReadyTDD CRITICALITY ignore TYPE DCH-InformationResponseListIE-RL-ReconfReadyTDD PRESENCE
  mandatory }
}

DCH-InformationResponseListIE-RL-ReconfReadyTDD ::= SEQUENCE (SIZE (0..maxNrOfDCHs)) OF DCH-InformationResponseItem-RL-ReconfReadyTDD

DCH-InformationResponseItem-RL-ReconfReadyTDD ::= SEQUENCE {
  dch-ID DCH-ID,
  bindingID BindingID,
  transportLayerAddress TransportLayerAddress,
  iE-Extensions ProtocolExtensionContainer { {DCH-InformationResponseItem-RL-ReconfReadyTDD-ExtIEs} } OPTIONAL,
  ...
}

DCH-InformationResponseItem-RL-ReconfReadyTDD-ExtIEs RNSAP-PROTOCOL-EXTENSION ::= {
  ...
}

DSCHToBeAddedOrModified-RL-ReconfReadyTDD ::= ProtocolIE-Single-Container { {DSCHToBeAddedOrModifiedIEs-RL-ReconfReadyTDD} }

DSCHToBeAddedOrModifiedIEs-RL-ReconfReadyTDD RNSAP-PROTOCOL-IES ::= {
  { ID id-DSCHToBeAddedOrModifiedList-RL-ReconfReadyTDD CRITICALITY ignore TYPE DSCHToBeAddedOrModifiedList-RL-ReconfReadyTDD PRESENCE mandatory
  }
}

DSCHToBeAddedOrModifiedList-RL-ReconfReadyTDD ::= SEQUENCE (SIZE (0..maxNoOfDSCHs)) OF DSCHToBeAddedOrModifiedItem-RL-ReconfReadyTDD

DSCHToBeAddedOrModifiedItem-RL-ReconfReadyTDD ::= SEQUENCE {
  dsch-ID DSCH-ID,
  transportFormatManagement TransportFormatManagement,
  priorityIndicator PriorityIndicator-RL-ReconfReadyTDD,
  bindingID BindingID,
  transportLayerAddress TransportLayerAddress,
  iE-Extensions ProtocolExtensionContainer { {DSCHToBeAddedOrModifiedItem-RL-ReconfReadyTDD-ExtIEs} } OPTIONAL,
  ...
}

DSCHToBeAddedOrModifiedItem-RL-ReconfReadyTDD-ExtIEs RNSAP-PROTOCOL-EXTENSION ::= {
  ...
}

PriorityIndicator-RL-ReconfReadyTDD ::= SEQUENCE (SIZE(1..16)) OF PriorityIndicatorItem-RL-ReconfReadyTDD

PriorityIndicatorItem-RL-ReconfReadyTDD ::= SEQUENCE {
  schedulingPriorityIndicator SchedulingPriorityIndicator,
  mac-c-sh-SDU-Lengths MAC-c-sh-SDU-LengthList-RL-ReconfReadyTDD,
  iE-Extensions ProtocolExtensionContainer { {PriorityIndicatorItem-RL-ReconfReadyTDD-ExtIEs} } OPTIONAL,
  ...
}

```

```

}

PriorityIndicatorItem-RL-ReconfReadyTDD-ExtIEs RNSAP-PROTOCOL-EXTENSION ::= {
    ...
}

MAC-c-sh-SDU-LengthList-RL-ReconfReadyTDD ::= SEQUENCE(SIZE(1..maxNrOfMACcshSDU-Length)) OF MAC-c-sh-SDU-Length

USCHToBeAddedOrModified-RL-ReconfReadyTDD ::= ProtocolIE-Single-Container { {USCHToBeAddedOrModifiedIEs-RL-ReconfReadyTDD} }

USCHToBeAddedOrModifiedIEs-RL-ReconfReadyTDD RNSAP-PROTOCOL-IES ::= {
    { ID id-USCHToBeAddedOrModifiedList-RL-ReconfReadyTDD CRITICALITY ignore TYPE USCHToBeAddedOrModifiedList-RL-ReconfReadyTDD PRESENCE mandatory
    }
}

USCHToBeAddedOrModifiedList-RL-ReconfReadyTDD ::= SEQUENCE (SIZE (0..maxNoOfUSCHs)) OF USCHToBeAddedOrModifiedItem-RL-ReconfReadyTDD

USCHToBeAddedOrModifiedItem-RL-ReconfReadyTDD ::= SEQUENCE {
    uSCH-ID USCH-ID,
    transportFormatManagement TransportFormatManagement,
    bindingID BindingID,
    transportLayerAddress TransportLayerAddress,
    iE-Extensions ProtocolExtensionContainer { {USCHToBeAddedOrModifiedItem-RL-ReconfReadyTDD-ExtIEs} } OPTIONAL,
    ...
}

USCHToBeAddedOrModifiedItem-RL-ReconfReadyTDD-ExtIEs RNSAP-PROTOCOL-EXTENSION ::= {
    ...
}

RadioLinkReconfigurationReadyTDD-Extensions RNSAP-PROTOCOL-EXTENSION ::= {
    ...
}

-- *****
--
-- RADIO LINK RECONFIGURATION COMMIT
--
-- *****

RadioLinkReconfigurationCommit ::= SEQUENCE {
    protocolIEs ProtocolIE-Container {{RadioLinkReconfigurationCommit-IEs}},
    protocolExtensions ProtocolExtensionContainer {{RadioLinkReconfigurationCommit-Extensions}} OPTIONAL,
    ...
}

RadioLinkReconfigurationCommit-IEs RNSAP-PROTOCOL-IES ::= {
    { ID id-CFN CRITICALITY ignore TYPE CFN PRESENCE mandatory }|
    { ID id-Active-Pattern-Sequence-Information CRITICALITY ignore TYPE Active-Pattern-Sequence-Information PRESENCE optional },
    ...
}

```

```

RadioLinkReconfigurationCommit-Extensions RNSAP-PROTOCOL-EXTENSION ::= {
  ...
}

-- *****
--
-- RADIO LINK RECONFIGURATION FAILURE
--
-- *****

RadioLinkReconfigurationFailure ::= SEQUENCE {
  protocolIEs          ProtocolIE-Container    {{RadioLinkReconfigurationFailure-IEs}},
  protocolExtensions  ProtocolExtensionContainer {{RadioLinkReconfigurationFailure-Extensions}}      OPTIONAL,
  ...
}

RadioLinkReconfigurationFailure-IEs RNSAP-PROTOCOL-IES ::= {
  { ID id-CauseLevel-RL-ReconfFailure      CRITICALITY ignore  TYPE CauseLevel-RL-ReconfFailure  PRESENCE mandatory  } |
  { ID id-CriticalityDiagnostics          CRITICALITY ignore  TYPE CriticalityDiagnostics      PRESENCE optional  },
  ...
}

CauseLevel-RL-ReconfFailure ::= CHOICE {
  generalCause      GeneralCauseList-RL-ReconfFailure,
  rLSpecificCause   RLSpecificCauseList-RL-ReconfFailure,
  ...
}

GeneralCauseList-RL-ReconfFailure ::= ProtocolIE-Single-Container {{ GeneralCauseIE-RL-ReconfFailure }}

GeneralCauseIE-RL-ReconfFailure RNSAP-PROTOCOL-IES ::= {
  { ID id-GeneralCauseItem-RL-ReconfFailure      CRITICALITY ignore
    TYPE GeneralCauseItem-RL-ReconfFailure      PRESENCE mandatory }
}

GeneralCauseItem-RL-ReconfFailure ::= SEQUENCE {
  cause          Cause,
  iE-Extensions ProtocolExtensionContainer { { GeneralCauseItem-RL-ReconfFailure-ExtIEs } }      OPTIONAL,
  ...
}

GeneralCauseItem-RL-ReconfFailure-ExtIEs RNSAP-PROTOCOL-EXTENSION ::= {
  ...
}

RLSpecificCauseList-RL-ReconfFailure ::= ProtocolIE-Single-Container {{ RLSpecificCauseIE-RL-ReconfFailure }}

RLSpecificCauseIE-RL-ReconfFailure RNSAP-PROTOCOL-IES ::= {
  { ID id-RLSpecificCauseItem-RL-ReconfFailure      CRITICALITY ignore  TYPE RLSpecificCauseItem-RL-ReconfFailure
    PRESENCE mandatory }
}

```

```

RLSpecificCauseItem-RL-ReconfFailure ::= SEQUENCE {
    rL-ReconfigurationFailureList-RL-ReconfFailure    RL-ReconfigurationFailureList-RL-ReconfFailure    OPTIONAL,
    iE-Extensions                                     ProtocolExtensionContainer { { RLSpecificCauseItem-RL-ReconfFailure-ExtIEs} }    OPTIONAL,
    ...
}

RLSpecificCauseItem-RL-ReconfFailure-ExtIEs  RNSAP-PROTOCOL-EXTENSION ::= {
    ...
}

RL-ReconfigurationFailureList-RL-ReconfFailure ::= RL-IE-ContainerList0 { {RL-ReconfigurationFailure-RL-ReconfFailure-IEs} }

RL-ReconfigurationFailure-RL-ReconfFailure-IEs RNSAP-PROTOCOL-IES ::= {
    { ID id-RL-ReconfigurationFailure-RL-ReconfFail CRITICALITY ignore  TYPE RL-ReconfigurationFailure-RL-ReconfFail  PRESENCE mandatory  },
    ...
}

RL-ReconfigurationFailure-RL-ReconfFail ::= SEQUENCE {
    rL-ID                RL-ID,
    cause                Cause,
    iE-Extensions        ProtocolExtensionContainer { {RL-ReconfigurationFailure-RL-ReconfFailure-ExtIEs} } OPTIONAL,
    ...
}

RL-ReconfigurationFailure-RL-ReconfFailure-ExtIEs RNSAP-PROTOCOL-EXTENSION ::= {
    ...
}

RadioLinkReconfigurationFailure-Extensions RNSAP-PROTOCOL-EXTENSION ::= {
    ...
}

-- *****
--
-- RADIO LINK RECONFIGURATION CANCEL
--
-- *****

RadioLinkReconfigurationCancel ::= SEQUENCE {
    protocolIEs                ProtocolIE-Container    {{RadioLinkReconfigurationCancel-IEs}},
    protocolExtensions          ProtocolExtensionContainer {{RadioLinkReconfigurationCancel-Extensions}}    OPTIONAL,
    ...
}

RadioLinkReconfigurationCancel-IEs RNSAP-PROTOCOL-IES ::= {
    ...
}

RadioLinkReconfigurationCancel-Extensions RNSAP-PROTOCOL-EXTENSION ::= {
    ...
}

```

```

}

-- *****
--
-- RADIO LINK RECONFIGURATION REQUEST FDD
--
-- *****

RadioLinkReconfigurationRequestFDD ::= SEQUENCE {
    protocolIEs          ProtocolIE-Container  {{{RadioLinkReconfigurationRequestFDD-IEs}}},
    protocolExtensions   ProtocolExtensionContainer {{{RadioLinkReconfigurationRequestFDD-Extensions}}}          OPTIONAL,
    ...
}

RadioLinkReconfigurationRequestFDD-IEs RNSAP-PROTOCOL-IES ::= {
    { ID id-AllowedQueuingTime          CRITICALITY reject TYPE AllowedQueuingTime          PRESENCE optional } |
    { ID id-UL-DPCH-Information-RL-ReconfRqstFDD          CRITICALITY reject TYPE UL-DPCH-Information-RL-ReconfRqstFDD PRESENCE optional } |
    { ID id-DL-DPCH-Information-RL-ReconfRqstFDD          CRITICALITY reject TYPE DL-DPCH-Information-RL-ReconfRqstFDD PRESENCE optional } |
    { ID id-DCH-ModifyList-RL-ReconfRqstFDD          CRITICALITY reject TYPE DCH-ModifyList-RL-ReconfRqstFDD          PRESENCE optional } |
    { ID id-DCH-AddList-RL-ReconfRqstFDD          CRITICALITY reject TYPE DCH-AddList-RL-ReconfRqstFDD          PRESENCE optional } |
    { ID id-DCH-DeleteList-RL-ReconfRqstFDD          CRITICALITY reject TYPE DCH-DeleteList-RL-ReconfRqstFDD          PRESENCE optional } |
    { ID id-Transmission-Gap-Pattern-Sequence-Information          CRITICALITY reject TYPE Transmission-Gap-Pattern-Sequence-Information PRESENCE optional },
    ...
}

UL-DPCH-Information-RL-ReconfRqstFDD ::= SEQUENCE {
    tFCS          TFCS          OPTIONAL,
    iE-Extensions ProtocolExtensionContainer { {UL-DPCH-Information-RL-ReconfRqstFDD-ExtIEs} } OPTIONAL,
    ...
}

UL-DPCH-Information-RL-ReconfRqstFDD-ExtIEs RNSAP-PROTOCOL-EXTENSION ::= {
    ...
}

DL-DPCH-Information-RL-ReconfRqstFDD ::= SEQUENCE {
    tFCS          TFCS          OPTIONAL,
    tFCI-SignallingMode          TFCI-SignallingMode          OPTIONAL,
    limitedPowerIncrease          LimitedPowerIncrease          OPTIONAL,
    iE-Extensions ProtocolExtensionContainer { {DL-DPCH-Information-RL-ReconfRqstFDD-ExtIEs} } OPTIONAL,
    ...
}

DL-DPCH-Information-RL-ReconfRqstFDD-ExtIEs RNSAP-PROTOCOL-EXTENSION ::= {
    ...
}

DCH-ModifyList-RL-ReconfRqstFDD          ::= SEQUENCE (SIZE (0..maxNrOfDCHs)) OF DCH-ModifyItem-RL-ReconfRqstFDD

DCH-ModifyItem-RL-ReconfRqstFDD ::= SEQUENCE {
    ul-FP-Mode          UL-FP-Mode,

```

```

toAWS                ToAWS,
toAWE                ToAWE,
dCH-SpecificInformationList  DCH-ModifySpecificInformationList-RL-ReconfRqstFDD,
iE-Extensions        ProtocolExtensionContainer { {DCH-ModifyItem-RL-ReconfRqstFDD-ExtIEs} } OPTIONAL,
...
}

DCH-ModifyItem-RL-ReconfRqstFDD-ExtIEs RNSAP-PROTOCOL-EXTENSION ::= {
...
}

DCH-ModifySpecificInformationList-RL-ReconfRqstFDD ::= SEQUENCE (SIZE (1..maxNrOfDCHs)) OF DCH-ModifySpecificItem-RL-ReconfRqstFDD

DCH-ModifySpecificItem-RL-ReconfRqstFDD ::= SEQUENCE {
dCH-ID                DCH-ID,
ul-TransportformatSet  TransportFormatSet OPTIONAL,
dl-TransportformatSet  TransportFormatSet OPTIONAL,
allocationRetentionPriority  AllocationRetentionPriority OPTIONAL,
frameHandlingPriority  FrameHandlingPriority OPTIONAL,
dRACControl            DRACControl OPTIONAL,
iE-Extensions        ProtocolExtensionContainer { {DCH-ModifySpecificItem-RL-ReconfRqstFDD-ExtIEs} } OPTIONAL,
...
}

DCH-ModifySpecificItem-RL-ReconfRqstFDD-ExtIEs RNSAP-PROTOCOL-EXTENSION ::= {
...
}

DCH-AddList-RL-ReconfRqstFDD                ::= SEQUENCE (SIZE (0..maxNrOfDCHs)) OF DCH-AddItem-RL-ReconfRqstFDD

DCH-AddItem-RL-ReconfRqstFDD ::= SEQUENCE {
payloadCRC-PresenceIndicator  PayloadCRC-PresenceIndicator,
ul-FP-Mode                    UL-FP-Mode,
toAWS                          ToAWS,
toAWE                          ToAWE,
dCH-SpecificInformationList    DCH-AddSpecificInformationList-RL-ReconfRqstFDD,
iE-Extensions                  ProtocolExtensionContainer { {DCH-AddItem-RL-ReconfRqstFDD-ExtIEs} } OPTIONAL,
...
}

DCH-AddItem-RL-ReconfRqstFDD-ExtIEs RNSAP-PROTOCOL-EXTENSION ::= {
...
}

DCH-AddSpecificInformationList-RL-ReconfRqstFDD ::= SEQUENCE (SIZE (1..maxNrOfDCHs)) OF DCH-AddSpecificItem-RL-ReconfRqstFDD

DCH-AddSpecificItem-RL-ReconfRqstFDD ::= SEQUENCE {
dCH-ID                DCH-ID,
trCH-SrcStatisticsDescr  TrCH-SrcStatisticsDescr,
ul-TransportformatSet  TransportFormatSet,
dl-TransportformatSet  TransportFormatSet,

```



```

    ul-BLER                BLER,
    dl-BLER                BLER,
    allocationRetentionPriority AllocationRetentionPriority,
    frameHandlingPriority  FrameHandlingPriority,
    qE-Selector            QE-Selector,
    dRACControl            DRACControl,
    iE-Extensions          ProtocolExtensionContainer { {DCH-AddSpecificItem-RL-ReconfRqstFDD-ExtIEs} } OPTIONAL,
    ...
}

DCH-AddSpecificItem-RL-ReconfRqstFDD-ExtIEs RNSAP-PROTOCOL-EXTENSION ::= {
    ...
}

DCH-DeleteList-RL-ReconfRqstFDD ::= SEQUENCE (SIZE (0..maxNrOfDCHs)) OF DCH-DeleteItem-RL-ReconfRqstFDD

DCH-DeleteItem-RL-ReconfRqstFDD ::= SEQUENCE {
    dCH-ID                DCH-ID,
    iE-Extensions          ProtocolExtensionContainer { {DCH-DeleteItem-RL-ReconfRqstFDD-ExtIEs} } OPTIONAL,
    ...
}

DCH-DeleteItem-RL-ReconfRqstFDD-ExtIEs RNSAP-PROTOCOL-EXTENSION ::= {
    ...
}

RadioLinkReconfigurationRequestFDD-Extensions RNSAP-PROTOCOL-EXTENSION ::= {
    ...
}

-- *****
--
-- RADIO LINK RECONFIGURATION REQUEST TDD
--
-- *****

RadioLinkReconfigurationRequestTDD ::= SEQUENCE {
    protocolIEs            ProtocolIE-Container    {{RadioLinkReconfigurationRequestTDD-IEs}},
    protocolExtensions     ProtocolExtensionContainer {{RadioLinkReconfigurationRequestTDD-Extensions}} OPTIONAL,
    ...
}

RadioLinkReconfigurationRequestTDD-IEs RNSAP-PROTOCOL-IES ::= {
    { ID id-AllowedQueuingTime          CRITICALITY reject TYPE AllowedQueuingTime          PRESENCE optional } |
    { ID id-UL-CCTrCH-InformationModifyList-RL-ReconfRqstTDD CRITICALITY notify TYPE UL-CCTrCH-InformationModifyList-RL-ReconfRqstTDD PRESENCE optional } |
    { ID id-UL-CCTrCH-InformationDeleteList-RL-ReconfRqstTDD CRITICALITY notify TYPE UL-CCTrCH-InformationDeleteList-RL-ReconfRqstTDD PRESENCE optional } |
    { ID id-DL-CCTrCH-InformationModifyList-RL-ReconfRqstTDD CRITICALITY notify TYPE DL-CCTrCH-InformationModifyList-RL-ReconfRqstTDD PRESENCE optional } |

```

```

    { ID id-DL-CCTrCH-InformationDeleteList-RL-ReconfRqstTDD      CRITICALITY notify  TYPE DL-CCTrCH-InformationDeleteList-RL-ReconfRqstTDD  PRESENCE
optional    } |
    { ID id-DCH-ModifyList-RL-ReconfRqstTDD      CRITICALITY reject  TYPE DCH-ModifyList-RL-ReconfRqstTDD      PRESENCE optional } |
    { ID id-DCH-AddList-RL-ReconfRqstTDD      CRITICALITY reject  TYPE DCH-AddList-RL-ReconfRqstTDD      PRESENCE optional } |
    { ID id-DCH-DeleteList-RL-ReconfRqstTDD      CRITICALITY reject  TYPE DCH-DeleteList-RL-ReconfRqstTDD      PRESENCE optional },
    ...
}

UL-CCTrCH-InformationModifyList-RL-ReconfRqstTDD ::= CCTrCH-IE-ContainerList0 { {UL-CCTrCH-InformationModifyList-RL-ReconfRqstTDD-IEs} }

UL-CCTrCH-InformationModifyList-RL-ReconfRqstTDD-IEs RNSAP-PROTOCOL-IES ::= {
    { ID id-UL-CCTrCH-InformationModifyItem-RL-ReconfRqstTDD      CRITICALITY notify  TYPE UL-CCTrCH-InformationModifyItem-RL-ReconfRqstTDD  PRESENCE
mandatory    },
    ...
}

UL-CCTrCH-InformationModifyItem-RL-ReconfRqstTDD ::= SEQUENCE {
    cCCTrCH-ID          CCTrCH-ID,
    tFCS                TFCS,
    iE-Extensions      ProtocolExtensionContainer { {UL-CCTrCH-InformationModifyItem-RL-ReconfRqstTDD-ExtIEs} } OPTIONAL,
    ...
}

UL-CCTrCH-InformationModifyItem-RL-ReconfRqstTDD-ExtIEs RNSAP-PROTOCOL-EXTENSION ::= {
    ...
}

UL-CCTrCH-InformationDeleteList-RL-ReconfRqstTDD ::= CCTrCH-IE-ContainerList0 { {UL-CCTrCH-InformationDeleteList-RL-ReconfRqstTDD-IEs} }

UL-CCTrCH-InformationDeleteList-RL-ReconfRqstTDD-IEs RNSAP-PROTOCOL-IES ::= {
    { ID id-UL-CCTrCH-InformationDeleteItem-RL-ReconfRqstTDD      CRITICALITY notify  TYPE UL-CCTrCH-InformationDeleteItem-RL-ReconfRqstTDD  PRESENCE
mandatory    },
    ...
}

UL-CCTrCH-InformationDeleteItem-RL-ReconfRqstTDD ::= SEQUENCE {
    cCCTrCH-ID          CCTrCH-ID,
    iE-Extensions      ProtocolExtensionContainer { {UL-CCTrCH-InformationDeleteItem-RL-ReconfRqstTDD-ExtIEs} } OPTIONAL,
    ...
}

UL-CCTrCH-InformationDeleteItem-RL-ReconfRqstTDD-ExtIEs RNSAP-PROTOCOL-EXTENSION ::= {
    ...
}

DL-CCTrCH-InformationModifyList-RL-ReconfRqstTDD ::= CCTrCH-IE-ContainerList0 { {DL-CCTrCH-InformationModifyList-RL-ReconfRqstTDD-IEs} }

DL-CCTrCH-InformationModifyList-RL-ReconfRqstTDD-IEs RNSAP-PROTOCOL-IES ::= {
    { ID id-DL-CCTrCH-InformationModifyItem-RL-ReconfRqstTDD      CRITICALITY notify  TYPE DL-CCTrCH-InformationModifyItem-RL-ReconfRqstTDD  PRESENCE
mandatory    },
    ...
}

```

```

}

DL-CCTrCH-InformationModifyItem-RL-ReconfRqstTDD ::= SEQUENCE {
    cCTrCH-ID          CCTrCH-ID,
    tFCS              TFCS,
    iE-Extensions     ProtocolExtensionContainer { {DL-CCTrCH-InformationModifyItem-RL-ReconfRqstTDD-ExtIEs} } OPTIONAL,
    ...
}

DL-CCTrCH-InformationModifyItem-RL-ReconfRqstTDD-ExtIEs RNSAP-PROTOCOL-EXTENSION ::= {
    ...
}

DL-CCTrCH-InformationDeleteList-RL-ReconfRqstTDD          ::= CCTrCH-IE-ContainerList0 { {DL-CCTrCH-InformationDeleteList-RL-ReconfRqstTDD-IEs} }

DL-CCTrCH-InformationDeleteList-RL-ReconfRqstTDD-IEs RNSAP-PROTOCOL-IES ::= {
    { ID id-DL-CCTrCH-InformationDeleteItem-RL-ReconfRqstTDD    CRITICALITY notify    TYPE DL-CCTrCH-InformationDeleteItem-RL-ReconfRqstTDD    PRESENCE
    mandatory    },
    ...
}

DL-CCTrCH-InformationDeleteItem-RL-ReconfRqstTDD ::= SEQUENCE {
    cCTrCH-ID          CCTrCH-ID,
    iE-Extensions     ProtocolExtensionContainer { {DL-CCTrCH-InformationDeleteItem-RL-ReconfRqstTDD-ExtIEs} } OPTIONAL,
    ...
}

DL-CCTrCH-InformationDeleteItem-RL-ReconfRqstTDD-ExtIEs RNSAP-PROTOCOL-EXTENSION ::= {
    ...
}

DCH-ModifyList-RL-ReconfRqstTDD          ::= SEQUENCE (SIZE(0..maxNrOfDCHs)) OF DCH-ModifyItem-RL-ReconfRqstTDD

DCH-ModifyItem-RL-ReconfRqstTDD ::= SEQUENCE {
    ul-FP-Mode        UL-FP-Mode,
    toAWS             ToAWS,
    toAWE             ToAWE,
    dCH-SpecificInformationList    DCH-ModifySpecificInformationList-RL-ReconfRqstTDD,
    iE-Extensions     ProtocolExtensionContainer { {DCH-ModifyItem-RL-ReconfRqstTDD-ExtIEs} } OPTIONAL,
    ...
}

DCH-ModifyItem-RL-ReconfRqstTDD-ExtIEs RNSAP-PROTOCOL-EXTENSION ::= {
    ...
}

DCH-ModifySpecificInformationList-RL-ReconfRqstTDD ::= SEQUENCE (SIZE (1..maxNrOfDCHs)) OF DCH-ModifySpecificItem-RL-ReconfRqstTDD

DCH-ModifySpecificItem-RL-ReconfRqstTDD ::= SEQUENCE {
    dCH-ID            DCH-ID,
    ul-CCTrCH-ID     CCTrCH-ID    OPTIONAL,

```

```

dl-CCTrCH-ID          CCTrCH-ID          OPTIONAL,
ul-TransportformatSet TransportFormatSet OPTIONAL,
dl-TransportformatSet TransportFormatSet OPTIONAL,
allocationRetentionPriority AllocationRetentionPriority OPTIONAL,
frameHandlingPriority FrameHandlingPriority OPTIONAL,
IE-Extensions        ProtocolExtensionContainer { {DCH-ModifySpecificItem-RL-ReconfRqstTDD-ExtIEs} } OPTIONAL,
...
}

DCH-ModifySpecificItem-RL-ReconfRqstTDD-ExtIEs RNSAP-PROTOCOL-EXTENSION ::= {
...
}

DCH-AddList-RL-ReconfRqstTDD ::= SEQUENCE (SIZE(0..maxNrOfDCHs)) OF DCH-AddItem-RL-ReconfRqstTDD

DCH-AddItem-RL-ReconfRqstTDD ::= SEQUENCE {
payloadCRC-PresenceIndicator PayloadCRC-PresenceIndicator,
ul-FP-Mode                    UL-FP-Mode,
toAWS                          ToAWS,
toAWE                          ToAWE,
dCH-SpecificInformationList    DCH-AddSpecificInformationList-RL-ReconfRqstTDD,
IE-Extensions                  ProtocolExtensionContainer { {DCH-AddItem-RL-ReconfRqstTDD-ExtIEs} } OPTIONAL,
...
}

DCH-AddItem-RL-ReconfRqstTDD-ExtIEs RNSAP-PROTOCOL-EXTENSION ::= {
...
}

DCH-AddSpecificInformationList-RL-ReconfRqstTDD ::= SEQUENCE (SIZE (1..maxNrOfDCHs)) OF DCH-AddSpecificItem-RL-ReconfRqstTDD

DCH-AddSpecificItem-RL-ReconfRqstTDD ::= SEQUENCE {
dCH-ID          DCH-ID,
trCH-SrcStatisticsDescr TrCH-SrcStatisticsDescr,
ul-CCTrCH-ID    CCTrCH-ID,
dl-CCTrCH-ID    CCTrCH-ID,
ul-TransportformatSet TransportFormatSet,
dl-TransportformatSet TransportFormatSet,
ul-BLER         BLER,
dl-BLER         BLER,
allocationRetentionPriority AllocationRetentionPriority,
frameHandlingPriority FrameHandlingPriority,
qE-Selector     QE-Selector OPTIONAL,
-- This IE is present only if DCH is part of set of Coordinated DCHs
IE-Extensions   ProtocolExtensionContainer { {DCH-AddSpecificItem-RL-ReconfRqstTDD-ExtIEs} } OPTIONAL,
...
}

DCH-AddSpecificItem-RL-ReconfRqstTDD-ExtIEs RNSAP-PROTOCOL-EXTENSION ::= {
...
}

```

```

DCH-DeleteList-RL-ReconfRqstTDD ::= SEQUENCE (SIZE(0..maxNrOfDCHs)) OF DCH-DeleteItem-RL-ReconfRqstTDD

DCH-DeleteItem-RL-ReconfRqstTDD ::= SEQUENCE {
    dCH-ID                DCH-ID,
    iE-Extensions         ProtocolExtensionContainer { {DCH-DeleteItem-RL-ReconfRqstTDD-ExtIEs} } OPTIONAL,
    ...
}

DCH-DeleteItem-RL-ReconfRqstTDD-ExtIEs RNSAP-PROTOCOL-EXTENSION ::= {
    ...
}

RadioLinkReconfigurationRequestTDD-Extensions RNSAP-PROTOCOL-EXTENSION ::= {
    ...
}

-- *****
--
-- RADIO LINK RECONFIGURATION RESPONSE
--
-- *****

RadioLinkReconfigurationResponse ::= SEQUENCE {
    protocolIEs           ProtocolIE-Container    {{RadioLinkReconfigurationResponse-IEs}},
    protocolExtensions    ProtocolExtensionContainer {{RadioLinkReconfigurationResponse-Extensions}} OPTIONAL,
    ...
}

RadioLinkReconfigurationResponse-IEs RNSAP-PROTOCOL-IES ::= {
    { ID id-RL-InformationResponseList-RL-ReconfRsp    CRITICALITY ignore TYPE RL-InformationResponseList-RL-ReconfRsp    PRESENCE optional } |
    { ID id-CriticalityDiagnostics                    CRITICALITY ignore TYPE CriticalityDiagnostics        PRESENCE optional },
    ...
}

RL-InformationResponseList-RL-ReconfRsp ::= RL-IE-ContainerList0 { {RL-InformationResponse-RL-ReconfRsp-IEs} }

RL-InformationResponse-RL-ReconfRsp-IEs RNSAP-PROTOCOL-IES ::= {
    { ID id-RL-InformationResponseItem-RL-ReconfRsp    CRITICALITY ignore TYPE RL-InformationResponseItem-RL-ReconfRsp    PRESENCE mandatory },
    ...
}

RL-InformationResponseItem-RL-ReconfRsp ::= SEQUENCE {
    rL-ID                RL-ID,
    max-UL-SIR           UL-SIR                OPTIONAL,
    min-UL-SIR           UL-SIR                OPTIONAL,
    maximumDLTxPower     DL-Power              OPTIONAL,
    minimumDLTxPower     DL-Power              OPTIONAL,
    secondary-CCPCH-Info  Secondary-CCPCH-Info-RL-ReconfRsp    OPTIONAL,
    dCHsInformationResponseList  DCH-InformationResponseList-RL-ReconfRsp    OPTIONAL,
    dL-CodeInformationList-RL-ReconfRsp  DL-CodeInformationList-RL-ReconfRsp    OPTIONAL,

```

```

    iE-Extensions          ProtocolExtensionContainer { {RL-InformationResponseItem-RL-ReconfRsp-ExtIEs} } OPTIONAL,
    ...
}

RL-InformationResponseItem-RL-ReconfRsp-ExtIEs RNSAP-PROTOCOL-EXTENSION ::= {
    ...
}

Secondary-CCPCH-Info-RL-ReconfRsp ::= SEQUENCE {
    fDD-S-CCPCH-Offset          FDD-S-CCPCH-Offset,
    dl-ScramblingCode           DL-ScramblingCode,
    fDD-DL-ChannelisationCodeNumber FDD-DL-ChannelisationCodeNumber,
    dl-TFCS                     TFCS,
    secondaryCCPCH-SlotFormat   SecondaryCCPCH-SlotFormat,
    tFCI-Presence               TFCI-Presence OPTIONAL,
    -- This IE is present only if the Secondary CCPCH Slot Format is equal to any of the value 8 to 17
    multiplexingPosition        MultiplexingPosition,
    sTTD-Indicator              STTD-Indicator,
    fACH-PCH-InformationList     FACH-PCH-InformationList-RL-ReconfRsp,
    schedulingInformation        SchedulingInformation-RL-ReconfRsp,
    iE-Extensions               ProtocolExtensionContainer { { Secondary-CCPCH-Info-RL-ReconfRsp-ExtIEs} } OPTIONAL,
    ...
}

Secondary-CCPCH-Info-RL-ReconfRsp-ExtIEs RNSAP-PROTOCOL-EXTENSION ::= {
    ...
}

FACH-PCH-InformationList-RL-ReconfRsp ::= SEQUENCE (SIZE(1..maxFACHCountPlus1)) OF FACH-PCH-InformationItem-RL-ReconfRsp

FACH-PCH-InformationItem-RL-ReconfRsp ::= SEQUENCE {
    transportFormatSet          TransportFormatSet,
    iE-Extensions               ProtocolExtensionContainer { { FACH-PCH-InformationItem-RL-ReconfRsp-ExtIEs} } OPTIONAL,
    ...
}

FACH-PCH-InformationItem-RL-ReconfRsp-ExtIEs RNSAP-PROTOCOL-EXTENSION ::= {
    ...
}

SchedulingInformation-RL-ReconfRsp ::= SEQUENCE {
    iB-SG-Rep                   IB-SG-REP,
    segmentInformationList       SegmentInformationList-RL-ReconfRsp,
    iE-Extensions               ProtocolExtensionContainer { { SchedulingInformation-RL-ReconfRsp-ExtIEs } } OPTIONAL,
    ...
}

SchedulingInformation-RL-ReconfRsp-ExtIEs RNSAP-PROTOCOL-EXTENSION ::= {
    ...
}

```

```

SegmentInformationList-RL-ReconfRsp ::= SEQUENCE (SIZE(1..maxIBSEG)) OF SegmentInformationItem-RL-ReconfRsp

SegmentInformationItem-RL-ReconfRsp ::= SEQUENCE {
    iB-SG-POS                IB-SG-POS,
    iE-Extensions            ProtocolExtensionContainer { { SegmentInformationItem-RL-ReconfRsp-ExtIEs } } OPTIONAL,
    ...
}

SegmentInformationItem-RL-ReconfRsp-ExtIEs RNSAP-PROTOCOL-EXTENSION ::= {
    ...
}

DCH-InformationResponseList-RL-ReconfRsp ::= ProtocolIE-Single-Container { {DCH-InformationResponseListIEs-RL-ReconfRsp} }

DCH-InformationResponseListIEs-RL-ReconfRsp RNSAP-PROTOCOL-IES ::= {
    { ID id-DCH-InformationResponseListIE-RL-ReconfRsp    CRITICALITY ignore  TYPE DCH-InformationResponseListIE-RL-ReconfRsp    PRESENCE mandatory
    }
}

DCH-InformationResponseListIE-RL-ReconfRsp ::= SEQUENCE (SIZE (0..maxNrOfDCHs)) OF DCH-InformationResponseItem-RL-ReconfRsp

DCH-InformationResponseItem-RL-ReconfRsp ::= SEQUENCE {
    dCH-ID                DCH-ID,
    bindingID            BindingID,
    transportLayerAddress TransportLayerAddress,
    iE-Extensions        ProtocolExtensionContainer { {DCH-InformationResponseItem-RL-ReconfRsp-ExtIEs} } OPTIONAL,
    ...
}

DCH-InformationResponseItem-RL-ReconfRsp-ExtIEs RNSAP-PROTOCOL-EXTENSION ::= {
    ...
}

DL-CodeInformationList-RL-ReconfRsp ::= ProtocolIE-Single-Container {{ DL-CodeInformationListIEs-RL-ReconfRsp }}

DL-CodeInformationListIEs-RL-ReconfRsp RNSAP-PROTOCOL-IES ::= {
    { ID id-DL-CodeInformationListIE-RL-ReconfRsp    CRITICALITY ignore TYPE DL-CodeInformationListIE-RL-ReconfRsp    PRESENCE optional }
}

DL-CodeInformationListIE-RL-ReconfRsp ::= SEQUENCE (SIZE (0..maxNrOfDL-Codes)) OF DL-CodeInformationItem-RL-ReconfRsp

DL-CodeInformationItem-RL-ReconfRsp ::= SEQUENCE {
    dl-ScramblingCode        DL-ScramblingCode,
    fdd-DL-ChannelisationCodeNumber FDD-DL-ChannelisationCodeNumber,
    transmission-Gap-Pattern-Sequence-Information-Response Transmission-Gap-Pattern-Sequence-Information-Response,
    iE-Extensions            ProtocolExtensionContainer { { DL-CodeInformationItem-RL-ReconfRsp-ExtIEs } } OPTIONAL,
    ...
}

```

```

}

DL-CodeInformationItem-RL-ReconfRsp-ExtIEs RNSAP-PROTOCOL-EXTENSION ::= {
    ...
}

RadioLinkReconfigurationResponse-Extensions RNSAP-PROTOCOL-EXTENSION ::= {
    ...
}

-- *****
--
-- RADIO LINK FAILURE INDICATION
--
-- *****

RadioLinkFailureIndication ::= SEQUENCE {
    protocolIEs          ProtocolIE-Container    {{RadioLinkFailureIndication-IEs}},
    protocolExtensions   ProtocolExtensionContainer {{RadioLinkFailureIndication-Extensions}} OPTIONAL,
    ...
}

RadioLinkFailureIndication-IEs RNSAP-PROTOCOL-IES ::= {
    { ID id-Reporting-Object-RL-FailureInd CRITICALITY ignore TYPE Reporting-Object-RL-FailureInd PRESENCE mandatory },
    ...
}

Reporting-Object-RL-FailureInd ::= CHOICE {
    rL                RL-RL-FailureInd,
    rL-Set            RL-Set-RL-FailureInd,
    ...
}

RL-RL-FailureInd ::= ProtocolIE-Single-Container { { RLIE-RL-FailureInd } }

RLIE-RL-FailureInd RNSAP-PROTOCOL-IES ::= {
    { ID id-RLItem-RL-FailureInd CRITICALITY ignore TYPE RLItem-RL-FailureInd PRESENCE mandatory }
}

RLItem-RL-FailureInd ::= SEQUENCE {
    rL-InformationList-RL-FailureInd    RL-InformationList-RL-FailureInd,
    iE-Extensions                       ProtocolExtensionContainer { { RLItem-RL-FailureInd-ExtIEs } } OPTIONAL,
    ...
}

RLItem-RL-FailureInd-ExtIEs RNSAP-PROTOCOL-EXTENSION ::= {
    ...
}

RL-InformationList-RL-FailureInd ::= RL-IE-ContainerList1 { {RL-Information-RL-FailureInd-IEs} }

```



```

RL-Information-RL-FailureInd-IEs RNSAP-PROTOCOL-IES ::= {
  { ID id-RL-Information-RL-FailureInd          CRITICALITY ignore  TYPE RL-Information-RL-FailureInd          PRESENCE mandatory  },
  ...
}

RL-Information-RL-FailureInd ::= SEQUENCE {
  rL-ID                RL-ID,
  cause                Cause,
  iE-Extensions        ProtocolExtensionContainer { {RL-Information-RL-FailureInd-ExtIEs} } OPTIONAL,
  ...
}

RL-Information-RL-FailureInd-ExtIEs RNSAP-PROTOCOL-EXTENSION ::= {
  ...
}

RL-Set-RL-FailureInd          ::= ProtocolIE-Single-Container { { RL-SetIE-RL-FailureInd } }

RL-SetIE-RL-FailureInd RNSAP-PROTOCOL-IES ::= {
  { ID id-RL-SetItem-RL-FailureInd          CRITICALITY ignore  TYPE RL-SetItem-RL-FailureInd          PRESENCE mandatory  }
}

RL-SetItem-RL-FailureInd ::= SEQUENCE {
  rL-Set-InformationList-RL-FailureInd      RL-Set-InformationList-RL-FailureInd,
  iE-Extensions                            ProtocolExtensionContainer { { RL-SetItem-RL-FailureInd-ExtIEs} } OPTIONAL,
  ...
}

RL-SetItem-RL-FailureInd-ExtIEs RNSAP-PROTOCOL-EXTENSION ::= {
  ...
}

RL-Set-InformationList-RL-FailureInd          ::= RL-Set-IE-ContainerList { {RL-Set-Information-RL-FailureInd-IEs} }

RL-Set-Information-RL-FailureInd-IEs RNSAP-PROTOCOL-IES ::= {
  { ID id-RL-Set-Information-RL-FailureInd          CRITICALITY ignore  TYPE RL-Set-Information-RL-FailureInd          PRESENCE mandatory  },
  ...
}

RL-Set-Information-RL-FailureInd ::= SEQUENCE {
  rL-Set-ID                RL-Set-ID,
  cause                    Cause,
  iE-Extensions            ProtocolExtensionContainer { {RL-Set-Information-RL-FailureInd-ExtIEs} } OPTIONAL,
  ...
}

RL-Set-Information-RL-FailureInd-ExtIEs RNSAP-PROTOCOL-EXTENSION ::= {
  ...
}

```

```

RadioLinkFailureIndication-Extensions RNSAP-PROTOCOL-EXTENSION ::= {
  ...
}

-- *****
--
-- RADIO LINK RESTORE INDICATION
--
-- *****

RadioLinkRestoreIndication ::= SEQUENCE {
  protocolIEs          ProtocolIE-Container    {{RadioLinkRestoreIndication-IEs}},
  protocolExtensions  ProtocolExtensionContainer {{RadioLinkRestoreIndication-Extensions}} OPTIONAL,
  ...
}

RadioLinkRestoreIndication-IEs RNSAP-PROTOCOL-IES ::= {
  { ID id-Reporting-Object-RL-RestoreInd  CRITICALITY ignore  TYPE Reporting-Object-RL-RestoreInd  PRESENCE mandatory  },
  ...
}

Reporting-Object-RL-RestoreInd ::= CHOICE {
  rL              RL-RL-RestoreInd,
  rL-Set          RL-Set-RL-RestoreInd,
  ...
}

RL-RL-RestoreInd          ::= ProtocolIE-Single-Container { { RLIE-RL-RestoreInd } }

RLIE-RL-RestoreInd RNSAP-PROTOCOL-IES ::= {
  { ID id-RLItem-RL-RestoreInd          CRITICALITY ignore  TYPE RLItem-RL-RestoreInd          PRESENCE mandatory  }
}

RLItem-RL-RestoreInd ::= SEQUENCE {
  rL-InformationList-RL-RestoreInd  RL-InformationList-RL-RestoreInd,
  iE-Extensions                    ProtocolExtensionContainer { { RLItem-RL-RestoreInd-ExtIEs } } OPTIONAL,
  ...
}

RLItem-RL-RestoreInd-ExtIEs RNSAP-PROTOCOL-EXTENSION ::= {
  ...
}

RL-InformationList-RL-RestoreInd          ::= RL-IE-ContainerList1 { {RL-Information-RL-RestoreInd-IEs} }

RL-Information-RL-RestoreInd-IEs RNSAP-PROTOCOL-IES ::= {
  { ID id-RL-Information-RL-RestoreInd  CRITICALITY ignore  TYPE RL-Information-RL-RestoreInd  PRESENCE mandatory  },
  ...
}

RL-Information-RL-RestoreInd ::= SEQUENCE {

```

```

    rL-ID                RL-ID,
    iE-Extensions        ProtocolExtensionContainer { {RL-Information-RL-RestoreInd-ExtIEs} } OPTIONAL,
    ...
}

RL-Information-RL-RestoreInd-ExtIEs RNSAP-PROTOCOL-EXTENSION ::= {
    ...
}

RL-Set-RL-RestoreInd ::= ProtocolIE-Single-Container { { RL-SetIE-RL-RestoreInd } }

RL-SetIE-RL-RestoreInd RNSAP-PROTOCOL-IES ::= {
    { ID id-RL-SetItem-RL-RestoreInd          CRITICALITY ignore  TYPE RL-SetItem-RL-RestoreInd    PRESENCE mandatory  }
}

RL-SetItem-RL-RestoreInd ::= SEQUENCE {
    rL-Set-InformationList-RL-RestoreInd    RL-Set-InformationList-RL-RestoreInd,
    iE-Extensions                          ProtocolExtensionContainer { { RL-SetItem-RL-RestoreInd-ExtIEs} } OPTIONAL,
    ...
}

RL-SetItem-RL-RestoreInd-ExtIEs RNSAP-PROTOCOL-EXTENSION ::= {
    ...
}

RL-Set-InformationList-RL-RestoreInd ::= RL-Set-IE-ContainerList { {RL-Set-Information-RL-RestoreInd-IEs} }

RL-Set-Information-RL-RestoreInd-IEs RNSAP-PROTOCOL-IES ::= {
    { ID id-RL-Set-Information-RL-RestoreInd          CRITICALITY ignore  TYPE RL-Set-Information-RL-RestoreInd    PRESENCE mandatory  },
    ...
}

RL-Set-Information-RL-RestoreInd ::= SEQUENCE {
    rL-Set-ID                RL-Set-ID,
    iE-Extensions            ProtocolExtensionContainer { {RL-Set-Information-RL-RestoreInd-ExtIEs} } OPTIONAL,
    ...
}

RL-Set-Information-RL-RestoreInd-ExtIEs RNSAP-PROTOCOL-EXTENSION ::= {
    ...
}

RadioLinkRestoreIndication-Extensions RNSAP-PROTOCOL-EXTENSION ::= {
    ...
}

-- *****
--
-- DOWNLINK POWER CONTROL REQUEST
--
-- *****

```

```

DL-PowerControlRequest ::= SEQUENCE {
    protocolIEs          ProtocolIE-Container    {{DL-PowerControlRequest-IEs}},
    protocolExtensions   ProtocolExtensionContainer {{DL-PowerControlRequest-Extensions}}    OPTIONAL,
    ...
}

DL-PowerControlRequest-IEs RNSAP-PROTOCOL-IES ::= {
    { ID id-PowerAdjustmentType          CRITICALITY ignore TYPE PowerAdjustmentType          PRESENCE mandatory} |
    { ID id-DLReferencePower             CRITICALITY ignore TYPE DL-Power                 PRESENCE conditional} |
    -- This IE is present only 'Adjustment Type' equals to 'Common'
    { ID id-DLReferencePowerList-DL-PC-Rqst CRITICALITY ignore TYPE DL-ReferencePowerInformationList-DL-PC-Rqst PRESENCE conditional} |
    -- This IE is present only 'Adjustment Type' equals to 'Individual'
    { ID id-MaxAdjustmentStep             CRITICALITY ignore TYPE MaxAdjustmentStep         PRESENCE conditional} |
    -- This IE is present only 'Adjustment Type " equals to 'Common' or 'Individual'
    { ID id-AdjustmentPeriod              CRITICALITY ignore TYPE AdjustmentPeriod     PRESENCE conditional} |
    -- This IE is present only 'Adjustment Type " equals to 'Common' or 'Individual'
    { ID id-AdjustmentRatio               CRITICALITY ignore TYPE ScaledAdjustmentRatio PRESENCE conditional},
    ...
}

DL-ReferencePowerInformationList-DL-PC-Rqst ::= RL-IE-ContainerList1 { {DL-ReferencePowerInformation-DL-PC-Rqst-IEs} }

DL-ReferencePowerInformation-DL-PC-Rqst-IEs RNSAP-PROTOCOL-IES ::= {
    { ID id-DL-ReferencePowerInformation-DL-PC-Rqst CRITICALITY ignore TYPE DL-ReferencePowerInformation-DL-PC-Rqst PRESENCE mandatory },
    ...
}

DL-ReferencePowerInformation-DL-PC-Rqst ::= SEQUENCE {
    rL-ID          RL-ID,
    dl-Reference-Power DL-Power,
    iE-Extensions  ProtocolExtensionContainer { {DL-ReferencePowerInformation-DL-PC-Rqst-ExtIEs} } OPTIONAL,
    ...
}

DL-ReferencePowerInformation-DL-PC-Rqst-ExtIEs RNSAP-PROTOCOL-EXTENSION ::= {
    ...
}

DL-PowerControlRequest-Extensions RNSAP-PROTOCOL-EXTENSION ::= {
    ...
}

-- *****
--
-- PHYSICAL CHANNEL RECONFIGURATION REQUEST FDD
--
-- *****

PhysicalChannelReconfigurationRequestFDD ::= SEQUENCE {

```

```

    protocolIEs          ProtocolIE-Container    {{PhysicalChannelReconfigurationRequestFDD-IEs}},
    protocolExtensions   ProtocolExtensionContainer {{PhysicalChannelReconfigurationRequestFDD-Extensions}}
    ...
}

PhysicalChannelReconfigurationRequestFDD-IEs RNSAP-PROTOCOL-IES ::= {
    { ID id-RL-Information-PhyChReconfRqstFDD CRITICALITY reject TYPE RL-Information-PhyChReconfRqstFDD PRESENCE mandatory },
    ...
}

RL-Information-PhyChReconfRqstFDD ::= SEQUENCE {
    rL-ID                RL-ID,
    dl-CodeInformations DL-CodeInformationList-PhyChReconfRqstFDD,
    iE-Extensions        ProtocolExtensionContainer { {RL-Information-PhyChReconfRqstFDD-ExtIEs} } OPTIONAL,
    ...
}

RL-Information-PhyChReconfRqstFDD-ExtIEs RNSAP-PROTOCOL-EXTENSION ::= {
    ...
}

DL-CodeInformationList-PhyChReconfRqstFDD ::= ProtocolIE-Single-Container { {DL-CodeInformationListIEs-PhyChReconfRqstFDD} }

DL-CodeInformationListIEs-PhyChReconfRqstFDD RNSAP-PROTOCOL-IES ::= {
    { ID id-DL-CodeInformationListIE-PhyChReconfRqstFDD CRITICALITY notify TYPE DL-CodeInformationListIE-PhyChReconfRqstFDD PRESENCE mandatory }
}

DL-CodeInformationListIE-PhyChReconfRqstFDD ::= SEQUENCE (SIZE(1..maxNrOfDL-Codes)) OF DL-CodeInformationItem-PhyChReconfRqstFDD

DL-CodeInformationItem-PhyChReconfRqstFDD ::= SEQUENCE {
    dl-scramblingCode      DL-ScramblingCode,
    fDD-DL-ChannelisationCodeNumber FDD-DL-ChannelisationCodeNumber,
    iE-Extensions          ProtocolExtensionContainer { {DL-CodeInformationItem-PhyChReconfRqstFDD-ExtIEs} } OPTIONAL,
    ...
}

DL-CodeInformationItem-PhyChReconfRqstFDD-ExtIEs RNSAP-PROTOCOL-EXTENSION ::= {
    ...
}

PhysicalChannelReconfigurationRequestFDD-Extensions RNSAP-PROTOCOL-EXTENSION ::= {
    ...
}

-- *****
--
-- PHYSICAL CHANNEL RECONFIGURATION REQUEST TDD
--
-- *****

PhysicalChannelReconfigurationRequestTDD ::= SEQUENCE {

```

```

    protocolIEs          ProtocolIE-Container    {{PhysicalChannelReconfigurationRequestTDD-IEs}},
    protocolExtensions   ProtocolExtensionContainer {{PhysicalChannelReconfigurationRequestTDD-Extensions}}
    ...
}

PhysicalChannelReconfigurationRequestTDD-IEs RNSAP-PROTOCOL-IES ::= {
    { ID id-RL-Information-PhyChReconfRqstTDD    CRITICALITY reject    TYPE RL-Information-PhyChReconfRqstTDD    PRESENCE mandatory    },
    ...
}

RL-Information-PhyChReconfRqstTDD ::= SEQUENCE {
    rL-ID                RL-ID,
    ul-CCTrCH-Information    UL-CCTrCH-InformationList-PhyChReconfRqstTDD,
    dl-CCTrCH-Information    DL-CCTrCH-InformationList-PhyChReconfRqstTDD,
    iE-Extensions          ProtocolExtensionContainer { {RL-Information-PhyChReconfRqstTDD-ExtIEs} } OPTIONAL,
    ...
}

RL-Information-PhyChReconfRqstTDD-ExtIEs RNSAP-PROTOCOL-EXTENSION ::= {
    ...
}

UL-CCTrCH-InformationList-PhyChReconfRqstTDD ::= ProtocolIE-Single-Container { {UL-CCTrCH-InformationListIEs-PhyChReconfRqstTDD} }

UL-CCTrCH-InformationListIEs-PhyChReconfRqstTDD RNSAP-PROTOCOL-IES ::= {
    { ID id-UL-CCTrCH-InformationListIE-PhyChReconfRqstTDD    CRITICALITY reject    TYPE UL-CCTrCH-InformationListIE-PhyChReconfRqstTDD    PRESENCE
    mandatory    }
}
UL-CCTrCH-InformationListIE-PhyChReconfRqstTDD ::= SEQUENCE (SIZE (1..maxNrOfCCTrCHs)) OF UL-CCTrCH-InformationItem-PhyChReconfRqstTDD

UL-CCTrCH-InformationItem-PhyChReconfRqstTDD ::= SEQUENCE {
    cCTrCH-ID                CCTrCH-ID,
    ul-DPCH-Information        UL-DPCH-InformationList-PhyChReconfRqstTDD,
    iE-Extensions            ProtocolExtensionContainer { {UL-CCTrCH-InformationItem-PhyChReconfRqstTDD-ExtIEs} } OPTIONAL,
    ...
}

UL-CCTrCH-InformationItem-PhyChReconfRqstTDD-ExtIEs RNSAP-PROTOCOL-EXTENSION ::= {
    ...
}

UL-DPCH-InformationList-PhyChReconfRqstTDD ::= ProtocolIE-Single-Container {{UL-DPCH-InformationListIEs-PhyChReconfRqstTDD}}

UL-DPCH-InformationListIEs-PhyChReconfRqstTDD RNSAP-PROTOCOL-IES ::= {
    { ID id-UL-DPCH-InformationItem-PhyChReconfRqstTDD    CRITICALITY notify    TYPE UL-DPCH-InformationItem-PhyChReconfRqstTDD    PRESENCE mandatory    }
}

UL-DPCH-InformationItem-PhyChReconfRqstTDD ::= SEQUENCE {
    repetitionPeriod          RepetitionPeriod    OPTIONAL,
    repetitionLength          RepetitionLength    OPTIONAL,
    tDD-DPCHOffset            TDD-DPCHOffset    OPTIONAL,
}

```

```

    uL-Timeslot-InformationList-PhyChReconfRqstTDD          UL-Timeslot-InformationList-PhyChReconfRqstTDD  OPTIONAL,
    iE-Extensions          ProtocolExtensionContainer { {UL-DPCH-InformationItem-PhyChReconfRqstTDD-ExtIEs} } OPTIONAL,
    ...
}

UL-DPCH-InformationItem-PhyChReconfRqstTDD-ExtIEs RNSAP-PROTOCOL-EXTENSION ::= {
    ...
}

UL-Timeslot-InformationList-PhyChReconfRqstTDD ::= SEQUENCE ( SIZE (1..maxNrOfTS)) OF UL-Timeslot-InformationItem-PhyChReconfRqstTDD

UL-Timeslot-InformationItem-PhyChReconfRqstTDD ::= SEQUENCE {
    timeSlot          TimeSlot,
    midambleShiftAndBurstType          MidambleShiftAndBurstType          OPTIONAL,
    tFCI-Presence          TFCI-Presence          OPTIONAL,
    uL-Code-InformationList-PhyChReconfRqstTDD          UL-Code-InformationList-PhyChReconfRqstTDD          OPTIONAL,
    iE-Extensions          ProtocolExtensionContainer { {UL-Timeslot-InformationItem-PhyChReconfRqstTDD-ExtIEs} } OPTIONAL,
    ...
}

UL-Timeslot-InformationItem-PhyChReconfRqstTDD-ExtIEs RNSAP-PROTOCOL-EXTENSION ::= {
    ...
}

UL-Code-InformationList-PhyChReconfRqstTDD ::= SEQUENCE ( SIZE (1..maxNrOfDPCHs)) OF UL-Code-InformationItem-PhyChReconfRqstTDD

UL-Code-InformationItem-PhyChReconfRqstTDD ::= SEQUENCE {
    dPCH-ID          DPCH-ID,
    tDD-ChannelisationCode          TDD-ChannelisationCode,
    iE-Extensions          ProtocolExtensionContainer { {UL-Code-InformationItem-PhyChReconfRqstTDD-ExtIEs} } OPTIONAL,
    ...
}

UL-Code-InformationItem-PhyChReconfRqstTDD-ExtIEs RNSAP-PROTOCOL-EXTENSION ::= {
    ...
}

DL-CCTrCH-InformationList-PhyChReconfRqstTDD          ::= ProtocolIE-Single-Container { {DL-CCTrCH-InformationListIEs-PhyChReconfRqstTDD} }

DL-CCTrCH-InformationListIEs-PhyChReconfRqstTDD RNSAP-PROTOCOL-IES ::= {
    { ID id-DL-CCTrCH-InformationListIE-PhyChReconfRqstTDD          CRITICALITY reject          TYPE DL-CCTrCH-InformationListIE-PhyChReconfRqstTDD          PRESENCE
mandatory }
}

DL-CCTrCH-InformationListIE-PhyChReconfRqstTDD ::= SEQUENCE (SIZE (1..maxNrOfCCTrCHs)) OF DL-CCTrCH-InformationItem-PhyChReconfRqstTDD

DL-CCTrCH-InformationItem-PhyChReconfRqstTDD ::= SEQUENCE {
    cCCTrCH-ID          CCTrCH-ID,
    dl-DPCH-Information          DL-DPCH-InformationList-PhyChReconfRqstTDD,
    iE-Extensions          ProtocolExtensionContainer { {DL-CCTrCH-InformationItem-PhyChReconfRqstTDD-ExtIEs} } OPTIONAL,
    ...
}

```

```

}

DL-CCTrCH-InformationItem-PhyChReconfRqstTDD-ExtIEs RNSAP-PROTOCOL-EXTENSION ::= {
    ...
}

DL-DPCH-InformationList-PhyChReconfRqstTDD ::= ProtocolIE-Single-Container {{DL-DPCH-InformationListIEs-PhyChReconfRqstTDD}}

DL-DPCH-InformationListIEs-PhyChReconfRqstTDD RNSAP-PROTOCOL-IES ::= {
    { ID id-DL-DPCH-InformationItem-PhyChReconfRqstTDD    CRITICALITY notify TYPE DL-DPCH-InformationItem-PhyChReconfRqstTDD    PRESENCE mandatory }
}

DL-DPCH-InformationItem-PhyChReconfRqstTDD ::= SEQUENCE {
    repetitionPeriod          RepetitionPeriod          OPTIONAL,
    repetitionLength          RepetitionLength          OPTIONAL,
    tDD-DPCHOffset           TDD-DPCHOffset           OPTIONAL,
    dL-Timeslot-InformationList-PhyChReconfRqstTDD      DL-Timeslot-InformationList-PhyChReconfRqstTDD    OPTIONAL,
    iE-Extensions            ProtocolExtensionContainer { {DL-DPCH-InformationItem-PhyChReconfRqstTDD-ExtIEs} } OPTIONAL,
    ...
}

DL-DPCH-InformationItem-PhyChReconfRqstTDD-ExtIEs RNSAP-PROTOCOL-EXTENSION ::= {
    ...
}

DL-Timeslot-InformationList-PhyChReconfRqstTDD ::= SEQUENCE ( SIZE (1..maxNrOfTS)) OF DL-Timeslot-InformationItem-PhyChReconfRqstTDD

DL-Timeslot-InformationItem-PhyChReconfRqstTDD ::= SEQUENCE {
    timeSlot                  TimeSlot,
    midambleShiftAndBurstType MidambleShiftAndBurstType    OPTIONAL,
    tFCI-Presence             TFCI-Presence    OPTIONAL,
    dL-Code-InformationList-PhyChReconfRqstTDD      DL-Code-InformationList-PhyChReconfRqstTDD    OPTIONAL,
    iE-Extensions            ProtocolExtensionContainer { {DL-Timeslot-InformationItem-PhyChReconfRqstTDD-ExtIEs} } OPTIONAL,
    ...
}

DL-Timeslot-InformationItem-PhyChReconfRqstTDD-ExtIEs RNSAP-PROTOCOL-EXTENSION ::= {
    ...
}

DL-Code-InformationList-PhyChReconfRqstTDD ::= SEQUENCE ( SIZE (1..maxNrOfDPCHs)) OF DL-Code-InformationItem-PhyChReconfRqstTDD

DL-Code-InformationItem-PhyChReconfRqstTDD ::= SEQUENCE {
    dPCH-ID                   DPCH-ID,
    tDD-ChannelisationCode    TDD-ChannelisationCode,
    iE-Extensions            ProtocolExtensionContainer { {DL-Code-InformationItem-PhyChReconfRqstTDD-ExtIEs} } OPTIONAL,
    ...
}

DL-Code-InformationItem-PhyChReconfRqstTDD-ExtIEs RNSAP-PROTOCOL-EXTENSION ::= {
    ...
}

```



```

}

PhysicalChannelReconfigurationRequestTDD-Extensions RNSAP-PROTOCOL-EXTENSION ::= {
  ...
}

-- *****
--
-- PHYSICAL CHANNEL RECONFIGURATION COMMAND
--
-- *****

PhysicalChannelReconfigurationCommand ::= SEQUENCE {
  protocolIEs          ProtocolIE-Container    {{PhysicalChannelReconfigurationCommand-IEs}},
  protocolExtensions  ProtocolExtensionContainer {{PhysicalChannelReconfigurationCommand-Extensions}}
  ...
}

PhysicalChannelReconfigurationCommand-IEs RNSAP-PROTOCOL-IES ::= {
  { ID id-CFN          CRITICALITY ignore TYPE CFN          PRESENCE mandatory } |
  { ID id-CriticalityDiagnostics CRITICALITY ignore TYPE CriticalityDiagnostics PRESENCE optional },
  ...
}

PhysicalChannelReconfigurationCommand-Extensions RNSAP-PROTOCOL-EXTENSION ::= {
  ...
}

-- *****
--
-- PHYSICAL CHANNEL RECONFIGURATION FAILURE
--
-- *****

PhysicalChannelReconfigurationFailure ::= SEQUENCE {
  protocolIEs          ProtocolIE-Container    {{PhysicalChannelReconfigurationFailure-IEs}},
  protocolExtensions  ProtocolExtensionContainer {{PhysicalChannelReconfigurationFailure-Extensions}}
  ...
}

PhysicalChannelReconfigurationFailure-IEs RNSAP-PROTOCOL-IES ::= {
  { ID id-Cause          CRITICALITY ignore TYPE Cause          PRESENCE mandatory } |
  { ID id-CriticalityDiagnostics CRITICALITY ignore TYPE CriticalityDiagnostics PRESENCE optional },
  ...
}

PhysicalChannelReconfigurationFailure-Extensions RNSAP-PROTOCOL-EXTENSION ::= {
  ...
}

-- *****

```

```

--
-- UPLINK SIGNALLING TRANSFER INDICATION FDD
--
-- *****

UplinkSignallingTransferIndicationFDD ::= SEQUENCE {
    protocolIEs                ProtocolIE-Container    {{UplinkSignallingTransferIndicationFDD-IEs}},
    protocolExtensions          ProtocolExtensionContainer {{UplinkSignallingTransferIndicationFDD-Extensions}} OPTIONAL,
    ...
}

UplinkSignallingTransferIndicationFDD-IEs RNSAP-PROTOCOL-IES ::= {
    { ID id-UC-ID                CRITICALITY ignore TYPE UC-ID                PRESENCE mandatory } |
    { ID id-SAI                  CRITICALITY ignore TYPE SAI                  PRESENCE mandatory } |
    { ID id-GA-Cell              CRITICALITY ignore TYPE GA-Cell              PRESENCE optional } |
    { ID id-C-RNTI               CRITICALITY ignore TYPE C-RNTI               PRESENCE mandatory } |
    { ID id-S-RNTI               CRITICALITY ignore TYPE S-RNTI               PRESENCE mandatory } |
    { ID id-D-RNTI               CRITICALITY ignore TYPE D-RNTI               PRESENCE optional } |
    { ID id-STTD-SupportIndicator CRITICALITY ignore TYPE STTD-SupportIndicator PRESENCE mandatory } |
    { ID id-ClosedLoopModel1-SupportIndicator CRITICALITY ignore TYPE ClosedLoopModel1-SupportIndicator PRESENCE mandatory } |
    { ID id-ClosedLoopMode2-SupportIndicator CRITICALITY ignore TYPE ClosedLoopMode2-SupportIndicator PRESENCE mandatory } |
    { ID id-L3-Information        CRITICALITY ignore TYPE L3-Information        PRESENCE mandatory } |
    { ID id-CN-PS-DomainIdentifier CRITICALITY ignore TYPE CN-PS-DomainIdentifier PRESENCE optional } |
    { ID id-CN-CS-DomainIdentifier CRITICALITY ignore TYPE CN-CS-DomainIdentifier PRESENCE optional } |
    { ID id-URA-ID              CRITICALITY ignore TYPE URA-ID              PRESENCE mandatory } |
    { ID id-MultipleURAsIndicator CRITICALITY ignore TYPE MultipleURAsIndicator PRESENCE mandatory } |
    { ID id-RNCsWithCellsInTheAccessedURA-List-UL-ST-IndFDD CRITICALITY ignore TYPE RNCsWithCellsInTheAccessedURA-List-UL-ST-IndFDD PRESENCE optional },
    ...
}

RNCsWithCellsInTheAccessedURA-List-UL-ST-IndFDD ::= SEQUENCE (SIZE (0..maxRNCinURA-1)) OF RNCsWithCellsInTheAccessedURA-Item-UL-ST-IndFDD

RNCsWithCellsInTheAccessedURA-Item-UL-ST-IndFDD ::= SEQUENCE {
    rNC-ID                      RNC-ID,
    iE-Extensions                ProtocolExtensionContainer { {RNCsWithCellsInTheAccessedURA-List-UL-ST-IndFDD-ExtIEs} } OPTIONAL,
    ...
}

RNCsWithCellsInTheAccessedURA-List-UL-ST-IndFDD-ExtIEs RNSAP-PROTOCOL-EXTENSION ::= {
    ...
}

UplinkSignallingTransferIndicationFDD-Extensions RNSAP-PROTOCOL-EXTENSION ::= {
    ...
}

-- *****
--
-- UPLINK SIGNALLING TRANSFER INDICATION TDD
--

```

```
-- *****
```

```
UplinkSignallingTransferIndicationTDD ::= SEQUENCE {
  protocolIEs                ProtocolIE-Container    {{UplinkSignallingTransferIndicationTDD-IEs}},
  protocolExtensions         ProtocolExtensionContainer {{UplinkSignallingTransferIndicationTDD-Extensions}}
  ...
}
```

```
UplinkSignallingTransferIndicationTDD-IEs RNSAP-PROTOCOL-IES ::= {
  { ID id-UC-ID                CRITICALITY ignore TYPE UC-ID                PRESENCE mandatory } |
  { ID id-SAI                  CRITICALITY ignore TYPE SAI                  PRESENCE mandatory } |
  { ID id-GA-Cell              CRITICALITY ignore TYPE GA-Cell              PRESENCE optional } |
  { ID id-C-RNTI               CRITICALITY ignore TYPE C-RNTI               PRESENCE mandatory } |
  { ID id-S-RNTI               CRITICALITY ignore TYPE S-RNTI               PRESENCE mandatory } |
  { ID id-D-RNTI               CRITICALITY ignore TYPE D-RNTI               PRESENCE optional } |
  { ID id-L3-Information       CRITICALITY ignore TYPE L3-Information       PRESENCE mandatory } |
  { ID id-CN-PS-DomainIdentifier CRITICALITY ignore TYPE CN-PS-DomainIdentifier PRESENCE optional } |
  { ID id-CN-CS-DomainIdentifier CRITICALITY ignore TYPE CN-CS-DomainIdentifier PRESENCE optional } |
  { ID id-URA-ID              CRITICALITY ignore TYPE URA-ID              PRESENCE mandatory } |
  { ID id-MultipleURAsIndicator CRITICALITY ignore TYPE MultipleURAsIndicator PRESENCE mandatory } |
  { ID id-RNCsWithCellsInTheAccessedURA-List-UL-ST-IndTDD CRITICALITY ignore TYPE RNCsWithCellsInTheAccessedURA-List-UL-ST-IndTDD PRESENCE optional },
  ...
}
```

```
RNCsWithCellsInTheAccessedURA-List-UL-ST-IndTDD ::= SEQUENCE (SIZE (0..maxRNCinURA-1)) OF RNCsWithCellsInTheAccessedURA-Item-UL-ST-IndTDD
```

```
RNCsWithCellsInTheAccessedURA-Item-UL-ST-IndTDD ::= SEQUENCE {
  rNC-ID                      RNC-ID,
  iE-Extensions               ProtocolExtensionContainer { {RNCsWithCellsInTheAccessedURA-List-UL-ST-IndTDD-ExtIEs} } OPTIONAL,
  ...
}
```

```
RNCsWithCellsInTheAccessedURA-List-UL-ST-IndTDD-ExtIEs RNSAP-PROTOCOL-EXTENSION ::= {
  ...
}
```

```
UplinkSignallingTransferIndicationTDD-Extensions RNSAP-PROTOCOL-EXTENSION ::= {
  ...
}
```

```
-- *****
```

```
--
-- DOWNLINK SIGNALLING TRANSFER REQUEST
--
```

```
-- *****
```

```
DownlinkSignallingTransferRequest ::= SEQUENCE {
  protocolIEs                ProtocolIE-Container    {{DownlinkSignallingTransferRequest-IEs}},
  protocolExtensions         ProtocolExtensionContainer {{DownlinkSignallingTransferRequest-Extensions}}
  ...
}
```

```

}

DownlinkSignallingTransferRequest-IEs RNSAP-PROTOCOL-IES ::= {
  { ID id-C-ID          CRITICALITY ignore TYPE C-ID          PRESENCE mandatory } |
  { ID id-D-RNTI       CRITICALITY ignore TYPE D-RNTI       PRESENCE mandatory } |
  { ID id-L3-Information CRITICALITY ignore TYPE L3-Information PRESENCE mandatory } |
  { ID id-D-RNTI-ReleaseIndication CRITICALITY ignore TYPE D-RNTI-ReleaseIndication PRESENCE mandatory },
  ...
}

DownlinkSignallingTransferRequest-Extensions RNSAP-PROTOCOL-EXTENSION ::= {
  ...
}

-- *****
--
-- RELOCATION COMMIT
--
-- *****

RelocationCommit ::= SEQUENCE {
  protocolIEs          ProtocolIE-Container  {{RelocationCommit-IEs}},
  protocolExtensions   ProtocolExtensionContainer {{RelocationCommit-Extensions}}          OPTIONAL,
  ...
}

RelocationCommit-IEs RNSAP-PROTOCOL-IES ::= {
  { ID id-D-RNTI          CRITICALITY ignore TYPE D-RNTI          PRESENCE optional } |
  { ID id-RANAP-RelocationInformation CRITICALITY ignore TYPE RANAP-RelocationInformation PRESENCE optional },
  ...
}

RelocationCommit-Extensions RNSAP-PROTOCOL-EXTENSION ::= {
  ...
}

-- *****
--
-- PAGING REQUEST
--
-- *****

PagingRequest ::= SEQUENCE {
  protocolIEs          ProtocolIE-Container  {{PagingRequest-IEs}},
  protocolExtensions   ProtocolExtensionContainer {{PagingRequest-Extensions}}          OPTIONAL,
  ...
}

PagingRequest-IEs RNSAP-PROTOCOL-IES ::= {
  { ID id-PagingArea-PagingRqst CRITICALITY ignore TYPE PagingArea-PagingRqst PRESENCE mandatory } |
  { ID id-SRNC-ID              CRITICALITY ignore TYPE RNC-ID              PRESENCE mandatory } |

```

```

    { ID id-S-RNTI                CRITICALITY ignore TYPE S-RNTI                PRESENCE mandatory } |
    { ID id-IMSI                  CRITICALITY ignore TYPE IMSI                  PRESENCE mandatory } |
    { ID id-DRXCycleLengthCoefficient CRITICALITY ignore TYPE DRXCycleLengthCoefficient PRESENCE mandatory },
    ...
}

PagingArea-PagingRqst ::= CHOICE {
    uRA                URA-PagingRqst,
    cell              Cell-PagingRqst,
    ...
}

URA-PagingRqst ::= ProtocolIE-Single-Container {{ URAIE-PagingRqst }}

URAIE-PagingRqst RNSAP-PROTOCOL-IES ::= {
    { ID id-URAIItem-PagingRqst CRITICALITY ignore TYPE URAIItem-PagingRqst PRESENCE mandatory }
}

URAIItem-PagingRqst ::= SEQUENCE {
    uRA-ID                URA-ID,
    iE-Extensions        ProtocolExtensionContainer { { URAIItem-PagingRqst-ExtIEs } } OPTIONAL,
    ...
}

URAIItem-PagingRqst-ExtIEs RNSAP-PROTOCOL-EXTENSION ::= {
    ...
}

Cell-PagingRqst ::= ProtocolIE-Single-Container {{ CellIE-PagingRqst }}

CellIE-PagingRqst RNSAP-PROTOCOL-IES ::= {
    { ID id-CellItem-PagingRqst CRITICALITY ignore TYPE CellItem-PagingRqst PRESENCE mandatory }
}

CellItem-PagingRqst ::= SEQUENCE {
    c-ID                C-ID,
    iE-Extensions        ProtocolExtensionContainer { { CellItem-PagingRqst-ExtIEs } } OPTIONAL,
    ...
}

CellItem-PagingRqst-ExtIEs RNSAP-PROTOCOL-EXTENSION ::= {
    ...
}

PagingRequest-Extensions RNSAP-PROTOCOL-EXTENSION ::= {
    ...
}

-- *****
--
-- DEDICATED MEASUREMENT INITIATION REQUEST

```

```

--
-- *****
DedicatedMeasurementInitiationRequest ::= SEQUENCE {
    protocolIEs          ProtocolIE-Container    {{DedicatedMeasurementInitiationRequest-IEs}},
    protocolExtensions   ProtocolExtensionContainer {{DedicatedMeasurementInitiationRequest-Extensions}}
    ...
}

DedicatedMeasurementInitiationRequest-IEs RNSAP-PROTOCOL-IES ::= {
    { ID id-MeasurementID          CRITICALITY reject TYPE MeasurementID          PRESENCE mandatory } |
    { ID id-DedicatedMeasurementObjectType-DM-Rqst CRITICALITY ignore TYPE DedicatedMeasurementObjectType-DM-Rqst PRESENCE mandatory } |
    -- This IE represents both the Dedicated Measurement Object Type IE and the choice based on the Dedicated Measurement Object Type
    -- as described in the tabular message format in subclause 9.1.
    { ID id-DedicatedMeasurementType          CRITICALITY reject TYPE DedicatedMeasurementType          PRESENCE mandatory } |
    { ID id-MeasurementFilterCoefficient      CRITICALITY reject TYPE MeasurementFilterCoefficient      PRESENCE optional } |
    { ID id-ReportCharacteristics            CRITICALITY reject TYPE ReportCharacteristics            PRESENCE mandatory },
    ...
}

DedicatedMeasurementObjectType-DM-Rqst ::= CHOICE {
    rL          RL-DM-Rqst,
    rLS         RL-Set-DM-Rqst,
    allRL       All-RL-DM-Rqst,
    allRLS      All-RL-Set-DM-Rqst,
    ...
}

RL-DM-Rqst ::= ProtocolIE-Single-Container { { RLIE-DM-Rqst } }

RLIE-DM-Rqst RNSAP-PROTOCOL-IES ::= {
    { ID id-RLItem-DM-Rqst          CRITICALITY reject TYPE RLItem-DM-Rqst          PRESENCE mandatory }
}

RLItem-DM-Rqst ::= SEQUENCE {
    rL-InformationList-DM-Rqst      RL-InformationList-DM-Rqst,
    iE-Extensions                   ProtocolExtensionContainer { { RLItem-DM-Rqst-ExtIEs } } OPTIONAL,
    ...
}

RLItem-DM-Rqst-ExtIEs RNSAP-PROTOCOL-EXTENSION ::= {
    ...
}

RL-InformationList-DM-Rqst          ::= RL-IE-ContainerList1 { {RL-Information-DM-Rqst-IEs} }

RL-Information-DM-Rqst-IEs RNSAP-PROTOCOL-IES ::= {
    { ID id-RL-InformationItem-DM-Rqst          CRITICALITY reject TYPE RL-InformationItem-DM-Rqst          PRESENCE mandatory },
    ...
}

```

```

RL-InformationItem-DM-Rqst ::= SEQUENCE {
    rL-ID                RL-ID,
    dPCH-ID              DPCH-ID     OPTIONAL,
    iE-Extensions        ProtocolExtensionContainer { {RL-InformationItem-DM-Rqst-ExtIEs} } OPTIONAL,
    ...
}

RL-InformationItem-DM-Rqst-ExtIEs RNSAP-PROTOCOL-EXTENSION ::= {
    ...
}

RL-Set-DM-Rqst ::= ProtocolIE-Single-Container { { RL-SetIE-DM-Rqst } }

RL-SetIE-DM-Rqst RNSAP-PROTOCOL-IES ::= {
    { ID id-RL-SetItem-DM-Rqst     CRITICALITY reject  TYPE RL-SetItem-DM-Rqst     PRESENCE mandatory }
}

RL-SetItem-DM-Rqst ::= SEQUENCE {
    rL-Set-InformationList-DM-Rqst  RL-Set-InformationList-DM-Rqst,
    iE-Extensions                    ProtocolExtensionContainer { { RL-SetItem-DM-Rqst-ExtIEs } } OPTIONAL,
    ...
}

RL-SetItem-DM-Rqst-ExtIEs RNSAP-PROTOCOL-EXTENSION ::= {
    ...
}

RL-Set-InformationList-DM-Rqst                ::= RL-Set-IE-ContainerList { {RL-Set-Information-DM-Rqst-IEs} }

RL-Set-Information-DM-Rqst-IEs RNSAP-PROTOCOL-IES ::= {
    { ID id-RL-Set-InformationItem-DM-Rqst     CRITICALITY ignore  TYPE RL-Set-InformationItem-DM-Rqst     PRESENCE mandatory },
    ...
}

RL-Set-InformationItem-DM-Rqst ::= SEQUENCE {
    rL-Set-ID                RL-Set-ID,
    iE-Extensions            ProtocolExtensionContainer { {RL-Set-InformationItem-DM-Rqst-ExtIEs} } OPTIONAL,
    ...
}

RL-Set-InformationItem-DM-Rqst-ExtIEs RNSAP-PROTOCOL-EXTENSION ::= {
    ...
}

All-RL-DM-Rqst ::= ProtocolIE-Single-Container {{ All-RLIE-DM-Rqst }}

All-RLIE-DM-Rqst RNSAP-PROTOCOL-IES ::= {
    { ID id-All-RLItem-DM-Rqst     CRITICALITY ignore  TYPE All-RLItem-DM-Rqst     PRESENCE mandatory }
}

All-RLItem-DM-Rqst ::= NULL

```

```

All-RL-Set-DM-Rqst ::= ProtocolIE-Single-Container {{ All-RLIE-Set-DM-Rqst }}

All-RLIE-Set-DM-Rqst RNSAP-PROTOCOL-IES ::= {
  { ID id-All-RLItem-Set-DM-Rqst   CRITICALITY ignore   TYPE   All-RLItem-Set-DM-Rqst   PRESENCE mandatory }
}

All-RLItem-Set-DM-Rqst ::= NULL

DedicatedMeasurementInitiationRequest-Extensions RNSAP-PROTOCOL-EXTENSION ::= {
  ...
}

-- *****
--
-- DEDICATED MEASUREMENT INITIATION RESPONSE
--
-- *****

DedicatedMeasurementInitiationResponse ::= SEQUENCE {
  protocolIEs          ProtocolIE-Container          {{DedicatedMeasurementInitiationResponse-IEs}},
  protocolExtensions  ProtocolExtensionContainer {{DedicatedMeasurementInitiationResponse-Extensions}}
  ...
}

DedicatedMeasurementInitiationResponse-IEs RNSAP-PROTOCOL-IES ::= {
  { ID id-MeasurementID          CRITICALITY ignore   TYPE MeasurementID          PRESENCE mandatory } |
  { ID id-DedicatedMeasurementObjectType-DM-Rsp CRITICALITY ignore   TYPE DedicatedMeasurementObjectType-DM-Rsp PRESENCE optional } |
  { ID id-CFN                    CRITICALITY ignore   TYPE CFN                    PRESENCE optional } |
  { ID id-CriticalityDiagnostics CRITICALITY ignore   TYPE CriticalityDiagnostics PRESENCE optional },
  ...
}

DedicatedMeasurementObjectType-DM-Rsp ::= CHOICE {
  rLs          RL-DM-Rsp,
  rLS          RL-Set-DM-Rsp,
  allRL       RL-DM-Rsp,
  allRLS     RL-Set-DM-Rsp,
  ...
}

RL-DM-Rsp ::= ProtocolIE-Single-Container {{ RLIE-DM-Rsp }}

RLIE-DM-Rsp RNSAP-PROTOCOL-IES ::= {
  { ID id-RLItem-DM-Rsp   CRITICALITY ignore   TYPE   RLItem-DM-Rsp   PRESENCE   mandatory }
}

RLItem-DM-Rsp ::= SEQUENCE {
  rL-InformationList-DM-Rsp  RL-InformationList-DM-Rsp,
  iE-Extensions              ProtocolExtensionContainer { { RLItem-DM-Rsp-ExtIEs } } OPTIONAL,
  ...
}

```



```

}

RLItem-DM-Rsp-ExtIEs RNSAP-PROTOCOL-EXTENSION ::= {
    ...
}

RL-Set-DM-Rsp ::= ProtocolIE-Single-Container {{ RL-SetIE-DM-Rsp }}

RL-SetIE-DM-Rsp RNSAP-PROTOCOL-IES ::= {
    { ID id-RL-SetItem-DM-Rsp          CRITICALITY ignore      TYPE      RL-SetItem-DM-Rsp          PRESENCE mandatory  }
}

RL-SetItem-DM-Rsp ::= SEQUENCE {
    rL-Set-InformationList-DM-Rsp      RL-Set-InformationList-DM-Rsp,
    iE-Extensions                       ProtocolExtensionContainer { { RL-SetItem-DM-Rsp-ExtIEs } } OPTIONAL,
    ...
}

RL-SetItem-DM-Rsp-ExtIEs RNSAP-PROTOCOL-EXTENSION ::= {
    ...
}

RL-InformationList-DM-Rsp                ::= RL-IE-ContainerList1 { {RL-Information-DM-Rsp-IEs} }

RL-Information-DM-Rsp-IEs RNSAP-PROTOCOL-IES ::= {
    { ID id-RL-InformationItem-DM-Rsp    CRITICALITY ignore  TYPE RL-InformationItem-DM-Rsp    PRESENCE mandatory  },
    ...
}

RL-InformationItem-DM-Rsp ::= SEQUENCE {
    rL-ID                                RL-ID,
    dPCH-ID                              DPCH-ID                OPTIONAL,
    dedicatedMeasurementValue            DedicatedMeasurementValue,
    iE-Extensions                       ProtocolExtensionContainer { {RL-InformationItem-DM-Rsp-ExtIEs} } OPTIONAL,
    ...
}

RL-InformationItem-DM-Rsp-ExtIEs RNSAP-PROTOCOL-EXTENSION ::= {
    ...
}

RL-Set-InformationList-DM-Rsp            ::= RL-Set-IE-ContainerList { {RL-Set-Information-DM-Rsp-IEs} }

RL-Set-Information-DM-Rsp-IEs RNSAP-PROTOCOL-IES ::= {
    { ID id-RL-Set-InformationItem-DM-Rsp  CRITICALITY ignore  TYPE RL-Set-InformationItem-DM-Rsp  PRESENCE mandatory  },
    ...
}

RL-Set-InformationItem-DM-Rsp ::= SEQUENCE {
    rL-Set-ID                            RL-Set-ID,
    dedicatedMeasurementValue            DedicatedMeasurementValue,

```

```

    iE-Extensions          ProtocolExtensionContainer { {RL-Set-InformationItem-DM-Rspns-ExtIEs} } OPTIONAL,
    ...
}

RL-Set-InformationItem-DM-Rspns-ExtIEs RNSAP-PROTOCOL-EXTENSION ::= {
    ...
}

DedicatedMeasurementInitiationResponse-Extensions RNSAP-PROTOCOL-EXTENSION ::= {
    ...
}

-- *****
--
-- DEDICATED MEASUREMENT INITIATION FAILURE
--
-- *****

DedicatedMeasurementInitiationFailure ::= SEQUENCE {
    protocolIEs          ProtocolIE-Container    {{DedicatedMeasurementInitiationFailure-IEs}},
    protocolExtensions   ProtocolExtensionContainer {{DedicatedMeasurementInitiationFailure-Extensions}} OPTIONAL,
    ...
}

DedicatedMeasurementInitiationFailure-IEs RNSAP-PROTOCOL-IES ::= {
    { ID id-MeasurementID          CRITICALITY ignore TYPE MeasurementID          PRESENCE mandatory } |
    { ID id-Cause                  CRITICALITY ignore TYPE Cause                  PRESENCE mandatory } |
    { ID id-CriticalityDiagnostics CRITICALITY ignore TYPE CriticalityDiagnostics PRESENCE optional },
    ...
}

DedicatedMeasurementInitiationFailure-Extensions RNSAP-PROTOCOL-EXTENSION ::= {
    ...
}

-- *****
--
-- DEDICATED MEASUREMENT REPORT
--
-- *****

DedicatedMeasurementReport ::= SEQUENCE {
    protocolIEs          ProtocolIE-Container    {{DedicatedMeasurementReport-IEs}},
    protocolExtensions   ProtocolExtensionContainer {{DedicatedMeasurementReport-Extensions}} OPTIONAL,
    ...
}

DedicatedMeasurementReport-IEs RNSAP-PROTOCOL-IES ::= {
    { ID id-MeasurementID          CRITICALITY ignore TYPE MeasurementID          PRESENCE mandatory } |
    { ID id-DedicatedMeasurementObjectType-DM-Rprt CRITICALITY ignore TYPE DedicatedMeasurementObjectType-DM-Rprt PRESENCE mandatory } |
    { ID id-CFN                    CRITICALITY ignore TYPE CFN                    PRESENCE optional },
}

```

```

}
...
}
DedicatedMeasurementObjectType-DM-Rprt ::= CHOICE {
    rLs                RL-DM-Rprt,
    rLS                RL-Set-DM-Rprt,
    allRL              RL-DM-Rprt,
    allRLS             RL-Set-DM-Rprt,
    ...
}
RL-DM-Rprt ::= ProtocolIE-Single-Container {{ RLIE-DM-Rprt }}

RLIE-DM-Rprt RNSAP-PROTOCOL-IES ::= {
    { ID id-RLItem-DM-Rprt    CRITICALITY ignore    TYPE    RLItem-DM-Rprt    PRESENCE    mandatory }
}

RLItem-DM-Rprt ::= SEQUENCE {
    rL-InformationList-DM-Rprt    RL-InformationList-DM-Rprt,
    iE-Extensions                ProtocolExtensionContainer { { RLItem-DM-Rprt-ExtIEs } } OPTIONAL,
    ...
}

RLItem-DM-Rprt-ExtIEs RNSAP-PROTOCOL-EXTENSION ::= {
    ...
}

RL-Set-DM-Rprt ::= ProtocolIE-Single-Container {{ RL-SetIE-DM-Rprt }}

RL-SetIE-DM-Rprt RNSAP-PROTOCOL-IES ::= {
    { ID id-RL-SetItem-DM-Rprt    CRITICALITY ignore    TYPE    RL-SetItem-DM-Rprt    PRESENCE mandatory }
}

RL-SetItem-DM-Rprt ::= SEQUENCE {
    rL-Set-InformationList-DM-Rprt    RL-Set-InformationList-DM-Rprt,
    iE-Extensions                ProtocolExtensionContainer { { RL-SetItem-DM-Rprt-ExtIEs } } OPTIONAL,
    ...
}

RL-SetItem-DM-Rprt-ExtIEs RNSAP-PROTOCOL-EXTENSION ::= {
    ...
}

RL-InformationList-DM-Rprt                ::= RL-IE-ContainerList1 { {RL-Information-DM-Rprt-IEs} }

RL-Information-DM-Rprt-IEs RNSAP-PROTOCOL-IES ::= {
    { ID id-RL-InformationItem-DM-Rprt    CRITICALITY ignore    TYPE    RL-InformationItem-DM-Rprt    PRESENCE mandatory },
    ...
}

RL-InformationItem-DM-Rprt ::= SEQUENCE {

```

```

rL-ID                RL-ID,
dPCH-ID              DPCH-ID          OPTIONAL,
measurementAvailabilityIndicator MeasurementAvailabilityIndicator-DedicatedMeasurementReport,
iE-Extensions        ProtocolExtensionContainer { {RL-InformationItem-DM-Rprt-ExtIEs} } OPTIONAL,
...
}

RL-InformationItem-DM-Rprt-ExtIEs RNSAP-PROTOCOL-EXTENSION ::= {
...
}

RL-Set-InformationList-DM-Rprt ::= RL-Set-IE-ContainerList { {RL-Set-Information-DM-Rprt-IEs} }

RL-Set-Information-DM-Rprt-IEs RNSAP-PROTOCOL-IES ::= {
{ ID id-RL-Set-InformationItem-DM-Rprt CRITICALITY ignore TYPE RL-Set-InformationItem-DM-Rprt PRESENCE mandatory },
...
}

RL-Set-InformationItem-DM-Rprt ::= SEQUENCE {
rL-Set-ID            RL-Set-ID,
measurementAvailabilityIndicator MeasurementAvailabilityIndicator-DedicatedMeasurementReport,
iE-Extensions        ProtocolExtensionContainer { {RL-Set-InformationItem-DM-Rprt-ExtIEs} } OPTIONAL,
...
}

RL-Set-InformationItem-DM-Rprt-ExtIEs RNSAP-PROTOCOL-EXTENSION ::= {
...
}

MeasurementAvailabilityIndicator-DedicatedMeasurementReport ::= CHOICE {
measurementAvailable MeasurementAvailable-DedicatedMeasurementReport,
measurementnotAvailable MeasurementnotAvailable-DedicatedMeasurementReport,
...
}

MeasurementAvailable-DedicatedMeasurementReport ::= ProtocolIE-Single-Container {{ MeasurementAvailableIE-DedicatedMeasurementReport }}

MeasurementAvailableIE-DedicatedMeasurementReport RNSAP-PROTOCOL-IES ::= {
{ ID id-MeasurementAvailableItem-DedicatedMeasurementReport CRITICALITY ignore TYPE MeasurementAvailableItem-DedicatedMeasurementReport PRESENCE
mandatory}
}

MeasurementAvailableItem-DedicatedMeasurementReport ::= SEQUENCE {
dedicatedmeasurementValue DedicatedMeasurementValue,
ie-Extensions              ProtocolExtensionContainer { { MeasurementAvailableItem-DedicatedMeasurementReport-ExtTIEs} } OPTIONAL,
...
}

MeasurementAvailableItem-DedicatedMeasurementReport-ExtTIEs RNSAP-PROTOCOL-EXTENSION ::= {
...
}

```

```

MeasurementnotAvailable-DedicatedMeasurementReport ::= ProtocolIE-Single-Container {{ MeasurementnotAvailableIE-DedicatedMeasurementReport }}

MeasurementnotAvailableIE-DedicatedMeasurementReport RNSAP-PROTOCOL-IES ::= {
  { ID id-MeasurementnotAvailableItem-DedicatedMeasurementReport CRITICALITY ignore TYPE MeasurementnotAvailableItem-DedicatedMeasurementReport
  PRESENCE mandatory}
}

MeasurementnotAvailableItem-DedicatedMeasurementReport ::= NULL

DedicatedMeasurementReport-Extensions RNSAP-PROTOCOL-EXTENSION ::= {
  ...
}

-- *****
--
-- DEDICATED MEASUREMENT TERMINATION REQUEST
--
-- *****

DedicatedMeasurementTerminationRequest ::= SEQUENCE {
  protocolIEs          ProtocolIE-Container          {{DedicatedMeasurementTerminationRequest-IEs}},
  protocolExtensions   ProtocolExtensionContainer    {{DedicatedMeasurementTerminationRequest-Extensions}}
  ...
}

DedicatedMeasurementTerminationRequest-IEs RNSAP-PROTOCOL-IES ::= {
  { ID id-MeasurementID          CRITICALITY ignore TYPE MeasurementID          PRESENCE mandatory },
  ...
}

DedicatedMeasurementTerminationRequest-Extensions RNSAP-PROTOCOL-EXTENSION ::= {
  ...
}

-- *****
--
-- DEDICATED MEASUREMENT FAILURE INDICATION
--
-- *****

DedicatedMeasurementFailureIndication ::= SEQUENCE {
  protocolIEs          ProtocolIE-Container          {{DedicatedMeasurementFailureIndication-IEs}},
  protocolExtensions   ProtocolExtensionContainer    {{DedicatedMeasurementFailureIndication-Extensions}}
  ...
}

DedicatedMeasurementFailureIndication-IEs RNSAP-PROTOCOL-IES ::= {
  { ID id-MeasurementID          CRITICALITY ignore TYPE MeasurementID          PRESENCE mandatory } |
  { ID id-Cause                  CRITICALITY ignore TYPE Cause                  PRESENCE mandatory },
  ...
}

```

```

DedicatedMeasurementFailureIndication-Extensions RNSAP-PROTOCOL-EXTENSION ::= {
  ...
}

-- *****
--
-- COMMON TRANSPORT CHANNEL RESOURCES RELEASE REQUEST
--
-- *****

CommonTransportChannelResourcesReleaseRequest ::= SEQUENCE {
  protocolIEs          ProtocolIE-Container    {{CommonTransportChannelResourcesReleaseRequest-IEs}},
  protocolExtensions   ProtocolExtensionContainer {{CommonTransportChannelResourcesReleaseRequest-Extensions}} OPTIONAL,
  ...
}

CommonTransportChannelResourcesReleaseRequest-IEs RNSAP-PROTOCOL-IES ::= {
  { ID id-D-RNTI          CRITICALITY ignore  TYPE D-RNTI          PRESENCE mandatory } |
  { ID id-C-RNTI          CRITICALITY ignore  TYPE C-RNTI          PRESENCE optional   },
  ...
}

CommonTransportChannelResourcesReleaseRequest-Extensions RNSAP-PROTOCOL-EXTENSION ::= {
  ...
}

-- *****
--
-- COMMON TRANSPORT CHANNEL RESOURCES REQUEST
--
-- *****

CommonTransportChannelResourcesRequest ::= SEQUENCE {
  protocolIEs          ProtocolIE-Container    {{CommonTransportChannelResourcesRequest-IEs}},
  protocolExtensions   ProtocolExtensionContainer {{CommonTransportChannelResourcesRequest-Extensions}} OPTIONAL,
  ...
}

CommonTransportChannelResourcesRequest-IEs RNSAP-PROTOCOL-IES ::= {
  { ID id-D-RNTI          CRITICALITY reject  TYPE D-RNTI          PRESENCE mandatory } |
  { ID id-C-ID            CRITICALITY reject  TYPE C-ID            PRESENCE optional   } |
  { ID id-TransportBearerRequestIndicator CRITICALITY reject  TYPE TransportBearerRequestIndicator PRESENCE mandatory } |
  { ID id-TransportBearerID CRITICALITY reject  TYPE TransportBearerID          PRESENCE mandatory },
  ...
}

CommonTransportChannelResourcesRequest-Extensions RNSAP-PROTOCOL-EXTENSION ::= {
  ...
}

```

```

-- *****
--
-- COMMON TRANSPORT CHANNEL RESOURCES RESPONSE FDD
--
-- *****

CommonTransportChannelResourcesResponseFDD ::= SEQUENCE {
    protocolIEs                ProtocolIE-Container    {{CommonTransportChannelResourcesResponseFDD-IEs}},
    protocolExtensions         ProtocolExtensionContainer {{CommonTransportChannelResourcesResponseFDD-Extensions}}    OPTIONAL,
    ...
}

CommonTransportChannelResourcesResponseFDD-IEs RNSAP-PROTOCOL-IES ::= {
    { ID id-S-RNTI                CRITICALITY ignore TYPE S-RNTI                PRESENCE mandatory } |
    { ID id-C-RNTI                CRITICALITY ignore TYPE C-RNTI                PRESENCE optional } |
    { ID id-FACH-InfoForUESelectedS-CCPCH-CTCH-ResourceRspFDD    CRITICALITY ignore TYPE FACH-InfoForUESelectedS-CCPCH-CTCH-ResourceRspFDD    PRESENCE optional } |
    { ID id-FACH-InfoForDRNCSelectedS-CCPCH-CTCH-ResourceRspFDD    CRITICALITY ignore TYPE FACH-InfoForDRNCSelectedS-CCPCH-CTCH-ResourceRspFDD    PRESENCE optional } |
    { ID id-RACH-InfoForDRNCSelectedPRACH-CTCH-ResourceRspFDD    CRITICALITY ignore TYPE RACH-InfoForDRNCSelectedPRACH-CTCH-ResourceRspFDD    PRESENCE optional } |
    { ID id-URA-ID                CRITICALITY ignore TYPE URA-ID                PRESENCE optional } |
    { ID id-MultipleURAsIndicator    CRITICALITY ignore TYPE MultipleURAsIndicator    PRESENCE optional } |
    { ID id-RNCsWithCellsInTheAccessedURA-List-CTCH-ResourceRspFDD    CRITICALITY ignore TYPE RNCsWithCellsInTheAccessedURA-List-CTCH-ResourceRspFDD    PRESENCE optional } |
    { ID id-TransportLayerAddress    CRITICALITY ignore TYPE TransportLayerAddress    PRESENCE optional } |
    { ID id-BindingID                CRITICALITY ignore TYPE BindingID                PRESENCE optional } |
    { ID id-CriticalityDiagnostics    CRITICALITY ignore TYPE CriticalityDiagnostics    PRESENCE optional },
    ...
}

FACH-InfoForUESelectedS-CCPCH-CTCH-ResourceRspFDD ::= SEQUENCE {
    priorityIndicatorAndInitialWindowSizes    PriorityIndicatorAndInitialWindowSizeList-CTCH-ResourceRspFDD,
    iE-Extensions                             ProtocolExtensionContainer { {FACH-InfoForUESelectedS-CCPCH-CTCH-ResourceRspFDD-ExtIEs} }    OPTIONAL,
    ...
}

FACH-InfoForUESelectedS-CCPCH-CTCH-ResourceRspFDD-ExtIEs RNSAP-PROTOCOL-EXTENSION ::= {
    ...
}

PriorityIndicatorAndInitialWindowSizeList-CTCH-ResourceRspFDD ::= ProtocolIE-Single-Container {{ PriorityIndicatorAndInitialWindowSizeListIEs-CTCH-ResourceRspFDD }}

PriorityIndicatorAndInitialWindowSizeListIEs-CTCH-ResourceRspFDD RNSAP-PROTOCOL-IES ::= {
    { ID id-PriorityIndicatorAndInitialWindowSizeListIE-CTCH-ResourceRspFDD    CRITICALITY ignore TYPE PriorityIndicatorAndInitialWindowSizeListIE-CTCH-ResourceRspFDD    PRESENCE mandatory }
}

PriorityIndicatorAndInitialWindowSizeListIE-CTCH-ResourceRspFDD ::= SEQUENCE (SIZE (1..16)) OF PriorityIndicatorAndInitialWindowSizeItem-CTCH-ResourceRspFDD

```

```

PriorityIndicatorAndInitialWindowSizeItem-CTCH-ResourceRspFDD ::= SEQUENCE {
    FACH-PriorityIndicator          SchedulingPriorityIndicator,
    MAC-c-sh-SDU-Lengths           MAC-c-sh-SDU-LengthList-CTCH-ResourceRspFDD,
    FACH-InitialWindowSize         FACH-InitialWindowSize,
    IE-Extensions                  ProtocolExtensionContainer { {PriorityIndicatorAndInitialWindowSizeItem-CTCH-ResourceRspFDD-ExtIEs} } OPTIONAL,
    ...
}

PriorityIndicatorAndInitialWindowSizeItem-CTCH-ResourceRspFDD-ExtIEs RNSAP-PROTOCOL-EXTENSION ::= {
    ...
}

MAC-c-sh-SDU-LengthList-CTCH-ResourceRspFDD ::= ProtocolIE-Single-Container {{ MAC-c-sh-SDU-LengthListIEs-CTCH-ResourceRspFDD }}

MAC-c-sh-SDU-LengthListIEs-CTCH-ResourceRspFDD RNSAP-PROTOCOL-IES ::= {
    { ID id-MAC-c-sh-SDU-LengthListIE-CTCH-ResourceRspFDD    CRITICALITY ignore    TYPE    MAC-c-sh-SDU-LengthListIE-CTCH-ResourceRspFDDPRESENCE mandatory
    }
}

MAC-c-sh-SDU-LengthListIE-CTCH-ResourceRspFDD ::= SEQUENCE (SIZE (1..maxNrOfMACcshSDU-Length)) OF MAC-c-sh-SDU-LengthItem-CTCH-ResourceRspFDD

MAC-c-sh-SDU-LengthItem-CTCH-ResourceRspFDD ::= SEQUENCE {
    MAC-c-sh-SDU-Length           MAC-c-sh-SDU-Length,
    IE-Extensions                 ProtocolExtensionContainer { {MAC-c-sh-SDU-LengthItem-CTCH-ResourceRspFDD-ExtIEs} } OPTIONAL,
    ...
}

MAC-c-sh-SDU-LengthItem-CTCH-ResourceRspFDD-ExtIEs RNSAP-PROTOCOL-EXTENSION ::= {
    ...
}

FACH-InfoForDRNCSelectedS-CCPCH-CTCH-ResourceRspFDD ::= SEQUENCE {
    FDD-S-CCPCH-Offset           FDD-S-CCPCH-Offset,
    dl-ScramblingCode            DL-ScramblingCode,
    FDD-DL-ChannelisationCodeNumber    FDD-DL-ChannelisationCodeNumber,
    dl-TFCS                      TFCS,
    secondaryCCPCH-SlotFormat     SecondaryCCPCH-SlotFormat,
    multiplexingPosition          MultiplexingPosition,
    sTTD-Indicator                STTD-Indicator,
    priorityIndicatorAndInitialWindowSizeList    PriorityIndicatorAndInitialWindowSizeList-option-CTCH-ResourceRspFDD,
    IE-Extensions                 ProtocolExtensionContainer { {FACH-InfoForDRNCSelectedS-CCPCH-CTCH-ResourceRspFDD-ExtIEs} } OPTIONAL,
    ...
}

FACH-InfoForDRNCSelectedS-CCPCH-CTCH-ResourceRspFDD-ExtIEs RNSAP-PROTOCOL-EXTENSION ::= {
    ...
}

PriorityIndicatorAndInitialWindowSizeList-option-CTCH-ResourceRspFDD ::= ProtocolIE-Single-Container {{ PriorityIndicatorAndInitialWindowSizeListIEs-option-CTCH-ResourceRspFDD }}

```



```

PriorityIndicatorAndInitialWindowSizeListIEs-option-CTCH-ResourceRspFDD RNSAP-PROTOCOL-IES ::= {
  { ID id-PriorityIndicatorAndInitialWindowSizeListIE-option-CTCH-ResourceRspFDD CRITICALITY ignore TYPE
    PriorityIndicatorAndInitialWindowSizeListIE-option-CTCH-ResourceRspFDD PRESENCE mandatory }
}

PriorityIndicatorAndInitialWindowSizeListIE-option-CTCH-ResourceRspFDD ::= SEQUENCE (SIZE (1..16)) OF PriorityIndicatorAndInitialWindowSizeItem-option-CTCH-ResourceRspFDD

PriorityIndicatorAndInitialWindowSizeItem-option-CTCH-ResourceRspFDD ::= SEQUENCE {
  fACH-PriorityIndicator          SchedulingPriorityIndicator,
  mAC-c-sh-SDU-Lengths           MAC-c-sh-SDU-LengthList-option-CTCH-ResourceRspFDD,
  fACH-InitialWindowSize         FACH-InitialWindowSize,
  iE-Extensions                  ProtocolExtensionContainer { {PriorityIndicatorAndInitialWindowSizeItem-option-CTCH-ResourceRspFDD-ExtIEs} }
OPTIONAL,
  ...
}

PriorityIndicatorAndInitialWindowSizeItem-option-CTCH-ResourceRspFDD-ExtIEs RNSAP-PROTOCOL-EXTENSION ::= {
  ...
}

MAC-c-sh-SDU-LengthList-option-CTCH-ResourceRspFDD ::= ProtocolIE-Single-Container {{ MAC-c-sh-SDU-LengthListIEs-option-CTCH-ResourceRspFDD }}

MAC-c-sh-SDU-LengthListIEs-option-CTCH-ResourceRspFDD RNSAP-PROTOCOL-IES ::= {
  { ID id-MAC-c-sh-SDU-LengthListIE-option-CTCH-ResourceRspFDD CRITICALITY ignore TYPE MAC-c-sh-SDU-LengthListIE-option-CTCH-ResourceRspFDD
    PRESENCE mandatory }
}

MAC-c-sh-SDU-LengthListIE-option-CTCH-ResourceRspFDD ::= SEQUENCE (SIZE (1..maxNrOfMACcshSDU-Length)) OF MAC-c-sh-SDU-LengthItem-option-CTCH-ResourceRspFDD

MAC-c-sh-SDU-LengthItem-option-CTCH-ResourceRspFDD ::= SEQUENCE {
  mAC-c-sh-SDU-Length           MAC-c-sh-SDU-Length,
  iE-Extensions                 ProtocolExtensionContainer { {MAC-c-sh-SDU-LengthItem-option-CTCH-ResourceRspFDD-ExtIEs} } OPTIONAL,
  ...
}

MAC-c-sh-SDU-LengthItem-option-CTCH-ResourceRspFDD-ExtIEs RNSAP-PROTOCOL-EXTENSION ::= {
  ...
}

RACH-InfoForDRNCSelectedPRACH-CTCH-ResourceRspFDD ::= SEQUENCE {
  preambleSignatures            PreambleSignatures,
  pRACH-MinimumSpreadingFactor  PRACH-MinimumSpreadingFactor,
  scramblingCodeNumber          ScramblingCodeNumber,
  punctureLimit                 PunctureLimit,
  rACH-SubChannelNumbers        RACH-SubChannelNumbers,
  iE-Extensions                 ProtocolExtensionContainer { { RACH-InfoForDRNCSelectedPRACH-CTCH-ResourceRspFDD-ExtIEs } } OPTIONAL,
  ...
}

```

```

RACH-InfoForDRNCSelectedPRACH-CTCH-ResourceRspFDD-ExtIEs RNSAP-PROTOCOL-EXTENSION ::= {
  ...
}

RNCsWithCellsInTheAccessedURA-List-CTCH-ResourceRspFDD ::= SEQUENCE (SIZE (0..maxRNCinURA-1)) OF RNCsWithCellsInTheAccessedURA-Item-CTCH-ResourceRspFDD

RNCsWithCellsInTheAccessedURA-Item-CTCH-ResourceRspFDD ::= SEQUENCE {
  rNC-ID                RNC-ID,
  iE-Extensions        ProtocolExtensionContainer { {RNCsWithCellsInTheAccessedURA-List-CTCH-ResourceRspFDD-ExtIEs} } OPTIONAL,
  ...
}

RNCsWithCellsInTheAccessedURA-List-CTCH-ResourceRspFDD-ExtIEs RNSAP-PROTOCOL-EXTENSION ::= {
  ...
}

CommonTransportChannelResourcesResponseFDD-Extensions RNSAP-PROTOCOL-EXTENSION ::= {
  ...
}

-- *****
--
-- COMMON TRANSPORT CHANNEL RESOURCES RESPONSE TDD
--
-- *****

CommonTransportChannelResourcesResponseTDD ::= SEQUENCE {
  protocolIEs                ProtocolIE-Container      {{CommonTransportChannelResourcesResponseTDD-IEs}},
  protocolExtensions        ProtocolExtensionContainer {{CommonTransportChannelResourcesResponseTDD-Extensions}}      OPTIONAL,
  ...
}

CommonTransportChannelResourcesResponseTDD-IEs RNSAP-PROTOCOL-IES ::= {
  { ID id-S-RNTI                CRITICALITY ignore TYPE S-RNTI                PRESENCE mandatory } |
  { ID id-C-RNTI                CRITICALITY ignore TYPE C-RNTI                PRESENCE optional } |
  { ID id-FACH-InfoForUESelectedS-CCPCH-CTCH-ResourceRspTDD CRITICALITY ignore TYPE FACH-InfoForUESelectedS-CCPCH-CTCH-ResourceRspTDD PRESENCE optional } |
  { ID id-FACH-InfoForDRNCSelectedS-CCPCH-CTCH-ResourceRspTDD CRITICALITY ignore TYPE FACH-InfoForDRNCSelectedS-CCPCH-CTCH-ResourceRspTDD PRESENCE optional } |
  { ID id-RACH-InfoForDRNCSelectedPRACH-CTCH-ResourceRspTDD CRITICALITY ignore TYPE RACH-InfoForDRNCSelectedPRACH-CTCH-ResourceRspTDD PRESENCE optional } |
  { ID id-URA-ID                CRITICALITY ignore TYPE URA-ID                PRESENCE optional } |
  { ID id-MultipleURAsIndicator CRITICALITY ignore TYPE MultipleURAsIndicator PRESENCE optional } |
  { ID id-RNCsWithCellsInTheAccessedURA-List-CTCH-ResourceRspTDD CRITICALITY ignore TYPE RNCsWithCellsInTheAccessedURA-List-CTCH-ResourceRspTDD PRESENCE optional } |
  { ID id-TransportLayerAddress CRITICALITY ignore TYPE TransportLayerAddress PRESENCE optional } |
  { ID id-BindingID              CRITICALITY ignore TYPE BindingID              PRESENCE optional } |
  { ID id-CriticalityDiagnostics CRITICALITY ignore TYPE CriticalityDiagnostics PRESENCE optional },
  ...
}

```

```

FACH-InfoForUESelectedS-CCPCH-CTCH-ResourceRspTDD ::= SEQUENCE {
    priorityIndicatorAndInitialWindowSizes      PriorityIndicatorAndInitialWindowSizeList-CTCH-ResourceRspTDD,
    iE-Extensions                               ProtocolExtensionContainer { {FACH-InfoForUESelectedS-CCPCH-CTCH-ResourceRspTDD-ExtIEs} } OPTIONAL,
    ...
}

FACH-InfoForUESelectedS-CCPCH-CTCH-ResourceRspTDD-ExtIEs RNSAP-PROTOCOL-EXTENSION ::= {
    ...
}

PriorityIndicatorAndInitialWindowSizeList-CTCH-ResourceRspTDD ::= ProtocolIE-Single-Container {{ PriorityIndicatorAndInitialWindowSizeListIEs-CTCH-ResourceRspTDD }}

PriorityIndicatorAndInitialWindowSizeListIEs-CTCH-ResourceRspTDD RNSAP-PROTOCOL-IES ::= {
    { ID id-PriorityIndicatorAndInitialWindowSizeListIE-CTCH-ResourceRspTDD CRITICALITY ignore TYPE PriorityIndicatorAndInitialWindowSizeListIE-CTCH-ResourceRspTDD PRESENCE mandatory }
}

PriorityIndicatorAndInitialWindowSizeListIE-CTCH-ResourceRspTDD ::= SEQUENCE (SIZE (1..16)) OF PriorityIndicatorAndInitialWindowSizeItem-CTCH-ResourceRspTDD

PriorityIndicatorAndInitialWindowSizeItem-CTCH-ResourceRspTDD ::= SEQUENCE {
    fACH-PriorityIndicator          SchedulingPriorityIndicator,
    mAC-c-sh-SDU-Lengths           MAC-c-sh-SDU-LengthList-CTCH-ResourceRspTDD,
    fACH-InitialWindowSize         FACH-InitialWindowSize,
    iE-Extensions                 ProtocolExtensionContainer { {PriorityIndicatorAndInitialWindowSizeItem-CTCH-ResourceRspTDD-ExtIEs} } OPTIONAL,
    ...
}

PriorityIndicatorAndInitialWindowSizeItem-CTCH-ResourceRspTDD-ExtIEs RNSAP-PROTOCOL-EXTENSION ::= {
    ...
}

MAC-c-sh-SDU-LengthList-CTCH-ResourceRspTDD ::= ProtocolIE-Single-Container {{ MAC-c-sh-SDU-LengthListIEs-CTCH-ResourceRspTDD }}

MAC-c-sh-SDU-LengthListIEs-CTCH-ResourceRspTDD RNSAP-PROTOCOL-IES ::= {
    { ID id-MAC-c-sh-SDU-LengthListIE-CTCH-ResourceRspTDD CRITICALITY ignore TYPE MAC-c-sh-SDU-LengthListIE-CTCH-ResourceRspTDD PRESENCE mandatory }
}

MAC-c-sh-SDU-LengthListIE-CTCH-ResourceRspTDD ::= SEQUENCE (SIZE (1..maxNrOfMACcshSDU-Length)) OF MAC-c-sh-SDU-LengthItem-CTCH-ResourceRspTDD

MAC-c-sh-SDU-LengthItem-CTCH-ResourceRspTDD ::= SEQUENCE {
    mAC-c-sh-SDU-Length           MAC-c-sh-SDU-Length,
    iE-Extensions                 ProtocolExtensionContainer { {MAC-c-sh-SDU-LengthList-CTCH-ResourceRspTDD-ExtIEs} } OPTIONAL,
    ...
}

MAC-c-sh-SDU-LengthList-CTCH-ResourceRspTDD-ExtIEs RNSAP-PROTOCOL-EXTENSION ::= {
    ...
}

```

```

}

FACH-InfoForDRNCSelectedS-CCPCH-CTCH-ResourceRspTDD ::= SEQUENCE {
    dl-TFCS                TFCS,
    secondaryCCPCHs        SecondaryCCPCHList-CTCH-ResourceRspTDD,
    iE-Extensions          ProtocolExtensionContainer { {FACH-InfoForDRNCSelectedS-CCPCH-CTCH-ResourceRspTDD-ExtIEs} } OPTIONAL,
    ...
}

FACH-InfoForDRNCSelectedS-CCPCH-CTCH-ResourceRspTDD-ExtIEs RNSAP-PROTOCOL-EXTENSION ::= {
    ...
}

SecondaryCCPCHList-CTCH-ResourceRspTDD ::= ProtocolIE-Single-Container {{ SecondaryCCPCHListIEs-CTCH-ResourceRspTDD }}

SecondaryCCPCHListIEs-CTCH-ResourceRspTDD RNSAP-PROTOCOL-IES ::= {
    { ID id-SecondaryCCPCHListIE-CTCH-ResourceRspTDD    CRITICALITY ignore TYPE      SecondaryCCPCHListIE-CTCH-ResourceRspTDD PRESENCE mandatory }
}

SecondaryCCPCHListIE-CTCH-ResourceRspTDD ::= SEQUENCE (SIZE (1..maxNrOfSCCPCHs)) OF SecondaryCCPCHItem-CTCH-ResourceRspTDD

SecondaryCCPCHItem-CTCH-ResourceRspTDD ::= SEQUENCE {
    tDD-ChannelisationCode      TDD-ChannelisationCode,
    timeSlot                    TimeSlot,
    midambleShiftAndBurstType    MidambleShiftAndBurstType,
    tDD-PhysicalChannelOffset    TDD-PhysicalChannelOffset,
    repetitionPeriod            RepetitionPeriod,
    repetitionLength             RepetitionLength,
    priorityIndicatorAndInitialWindowSizeList-option  PriorityIndicatorAndInitialWindowSizeList-option-CTCH-ResourceRspTDD,
    iE-Extensions               ProtocolExtensionContainer { {SecondaryCCPCHItem-CTCH-ResourceRspTDD-ExtIEs} } OPTIONAL,
    ...
}

SecondaryCCPCHItem-CTCH-ResourceRspTDD-ExtIEs RNSAP-PROTOCOL-EXTENSION ::= {
    ...
}

PriorityIndicatorAndInitialWindowSizeList-option-CTCH-ResourceRspTDD ::= ProtocolIE-Single-Container {{ PriorityIndicatorAndInitialWindowSizeListIEs-option-CTCH-ResourceRspTDD }}

PriorityIndicatorAndInitialWindowSizeListIEs-option-CTCH-ResourceRspTDD RNSAP-PROTOCOL-IES ::= {
    { ID id-PriorityIndicatorAndInitialWindowSizeListIE-option-CTCH-ResourceRspTDD CRITICALITY ignore TYPE
      PriorityIndicatorAndInitialWindowSizeListIE-option-CTCH-ResourceRspTDD PRESENCE mandatory }
}

PriorityIndicatorAndInitialWindowSizeListIE-option-CTCH-ResourceRspTDD ::= SEQUENCE (SIZE (1..16)) OF PriorityIndicatorAndInitialWindowSizeItem-option-CTCH-ResourceRspTDD

PriorityIndicatorAndInitialWindowSizeItem-option-CTCH-ResourceRspTDD ::= SEQUENCE {
    fACH-PriorityIndicator      SchedulingPriorityIndicator,
    mAC-c-sh-SDU-Lengths        MAC-c-sh-SDU-LengthList-option-CTCH-ResourceRspTDD,

```

```

    fACH-InitialWindowSize          FACH-InitialWindowSize,
    iE-Extensions                    ProtocolExtensionContainer { {PriorityIndicatorAndInitialWindowSizeItem-option-CTCH-ResourceRspTDD-ExtIEs} }
OPTIONAL,
    ...
}

PriorityIndicatorAndInitialWindowSizeItem-option-CTCH-ResourceRspTDD-ExtIEs RNSAP-PROTOCOL-EXTENSION ::= {
    ...
}

MAC-c-sh-SDU-LengthList-option-CTCH-ResourceRspTDD ::= ProtocolIE-Single-Container {{ MAC-c-sh-SDU-LengthListIEs-option-CTCH-ResourceRspTDD }}

MAC-c-sh-SDU-LengthListIEs-option-CTCH-ResourceRspTDD RNSAP-PROTOCOL-IES ::= {
    { ID id-MAC-c-sh-SDU-LengthListIE-option-CTCH-ResourceRspTDD    CRITICALITY ignore    TYPE    MAC-c-sh-SDU-LengthListIE-option-CTCH-ResourceRspTDD
    PRESENCE mandatory }
}

MAC-c-sh-SDU-LengthListIE-option-CTCH-ResourceRspTDD ::= SEQUENCE (SIZE (1..maxNrOfMACcshSDU-Length)) OF MAC-c-sh-SDU-LengthItem-option-CTCH-ResourceRspTDD

MAC-c-sh-SDU-LengthItem-option-CTCH-ResourceRspTDD ::= SEQUENCE {
    mAC-c-sh-SDU-Length          MAC-c-sh-SDU-Length,
    iE-Extensions                ProtocolExtensionContainer { {MAC-c-sh-SDU-LengthItem-option-CTCH-ResourceRspTDD-ExtIEs} } OPTIONAL,
    ...
}

MAC-c-sh-SDU-LengthItem-option-CTCH-ResourceRspTDD-ExtIEs RNSAP-PROTOCOL-EXTENSION ::= {
    ...
}

RACH-InfoForDRNCSelectedPRACH-CTCH-ResourceRspTDD ::= SEQUENCE {
    tDD-ChannelisationCode      TDD-ChannelisationCode,
    timeSlot                    TimeSlot,
    pRACH-Midamble              PRACH-Midamble OPTIONAL,
    iE-Extensions                ProtocolExtensionContainer { { RACH-InfoForDRNCSelectedPRACH-CTCH-ResourceRspTDD-ExtIEs } } OPTIONAL,
    ...
}

RACH-InfoForDRNCSelectedPRACH-CTCH-ResourceRspTDD-ExtIEs RNSAP-PROTOCOL-EXTENSION ::= {
    ...
}

RNCsWithCellsInTheAccessedURA-List-CTCH-ResourceRspTDD ::= SEQUENCE (SIZE (0..maxRNCinURA-1)) OF RNCsWithCellsInTheAccessedURA-Item-CTCH-ResourceRspTDD

RNCsWithCellsInTheAccessedURA-Item-CTCH-ResourceRspTDD ::= SEQUENCE {
    rNC-ID                      RNC-ID,
    iE-Extensions                ProtocolExtensionContainer { {RNCsWithCellsInTheAccessedURA-List-CTCH-ResourceRspTDD-ExtIEs} } OPTIONAL,
    ...
}

RNCsWithCellsInTheAccessedURA-List-CTCH-ResourceRspTDD-ExtIEs RNSAP-PROTOCOL-EXTENSION ::= {

```

```

}
...
}
CommonTransportChannelResourcesResponseTDD-Extensions RNSAP-PROTOCOL-EXTENSION ::= {
...
}
-- *****
--
-- COMMON TRANSPORT CHANNEL RESOURCES FAILURE
--
-- *****

CommonTransportChannelResourcesFailure ::= SEQUENCE {
    protocolIEs                ProtocolIE-Container    {{CommonTransportChannelResourcesFailure-IEs}},
    protocolExtensions          ProtocolExtensionContainer {{CommonTransportChannelResourcesFailure-Extensions}}    OPTIONAL,
    ...
}

CommonTransportChannelResourcesFailure-IEs RNSAP-PROTOCOL-IES ::= {
    { ID id-S-RNTI                CRITICALITY ignore TYPE S-RNTI                PRESENCE mandatory } |
    { ID id-Cause                  CRITICALITY ignore TYPE Cause                  PRESENCE mandatory } |
    { ID id-CriticalityDiagnostics CRITICALITY ignore TYPE CriticalityDiagnostics PRESENCE optional },
    ...
}

CommonTransportChannelResourcesFailure-Extensions RNSAP-PROTOCOL-EXTENSION ::= {
...
}

-- *****
--
-- COMPRESSED MODE COMMAND
--
-- *****

CompressedModeCommand ::= SEQUENCE {
    protocolIEs                ProtocolIE-Container    {{CompressedModeCommand-IEs}},
    protocolExtensions          ProtocolExtensionContainer {{CompressedModeCommand-Extensions}}    OPTIONAL,
    ...
}

CompressedModeCommand-IEs RNSAP-PROTOCOL-IES ::= {
    { ID id-Active-Pattern-Sequence-Information CRITICALITY ignore TYPE Active-Pattern-Sequence-Information PRESENCE mandatory },
    ...
}

```

```

CompressedModeCommand-Extensions RNSAP-PROTOCOL-EXTENSION ::= {
    ...
}
-- *****
--
-- ERROR INDICATION
--
-- *****

ErrorIndication ::= SEQUENCE {
    protocolIEs          ProtocolIE-Container    {{ErrorIndication-IEs}},
    protocolExtensions   ProtocolExtensionContainer {{ErrorIndication-Extensions}}          OPTIONAL,
    ...
}

ErrorIndication-IEs RNSAP-PROTOCOL-IEs ::= {
    { ID id-Cause          CRITICALITY ignore TYPE Cause          PRESENCE conditional
    -- At least either of Cause IE or Criticality IE shall be present -- } |
    { ID id-CriticalityDiagnostics CRITICALITY ignore TYPE CriticalityDiagnostics PRESENCE conditional
    -- At least either of Cause IE or Criticality IE shall be present -- },
    ...
}

ErrorIndication-Extensions RNSAP-PROTOCOL-EXTENSION ::= {
    ...
}
-- *****
--
-- PRIVATE MESSAGE
--
-- *****

PrivateMessage ::= SEQUENCE {
    privateIEs          PrivateIE-Container    {{PrivateMessage-IEs}},
    ...
}

PrivateMessage-IEs RNSAP-PRIVATE-IEs ::= {
    ...
}

END

```

9.3.4 Information Element Definitions

```

-- *****

```

```

--
-- Information Element Definitions
--
-- *****

RNSAP-IEs {
itu-t (0) identified-organization (4) etsi (0) mobileDomain (0)
ums-Access (20) modules (3) rnsap (1) version1 (1) rnsap-IEs (2) }

DEFINITIONS AUTOMATIC TAGS ::=

BEGIN

IMPORTS
    maxCodeNumComp-1,
    maxNoTFCIGroups,
    maxNoCodeGroups,
    maxNrOfErrors,
    maxRateMatching,
    maxNrOfPoints,
    maxNrOfTFCs,
    maxNrOfTFs,
    maxCTFC,
    maxTFCI1Combs,
    maxTFCI2Combs,
    maxTFCI2Combs-1,
    maxTGPS,
    maxTTL-Count
FROM RNSAP-Constants

    Criticality,
    ProcedureID,
    ProtocolIE-ID,
    TransactionID,
    TriggeringMessage
FROM RNSAP-CommonDataTypes

    ProtocolExtensionContainer{},
    RNSAP-PROTOCOL-EXTENSION
FROM RNSAP-Containers;

-- A

Active-Pattern-Sequence-Information ::= SEQUENCE {
    cMConfigurationChangeCFN          CFN,
    transmission-Gap-Pattern-Sequence-Status    Transmission-Gap-Pattern-Sequence-Status-List    OPTIONAL,
    iE-Extensions          ProtocolExtensionContainer { {Active-Pattern-Sequence-Information-ExtIEs} } OPTIONAL,
    ...
}

```



```
Active-Pattern-Sequence-Information-ExtIEs RNSAP-PROTOCOL-EXTENSION ::= {
    ...
}

AdjustmentPeriod ::= INTEGER(1..300)
-- Unit Frame

AllocationRetentionPriority ::= FrameHandlingPriority

AllowedQueuingTime ::= INTEGER (0..60)
-- seconds

-- B

BetaCD ::= INTEGER (0..15)

BindingID ::= OCTET STRING (SIZE (1..4,...))

BLER ::= INTEGER (-63..0)
-- Step 0.1 (Range -6.3..0). It is the Log10 of the BLER

Block-STTD-Indicator ::= ENUMERATED {
    active,
    inactive
}

-- C

Cause ::= CHOICE {
    radioNetwork      CauseRadioNetwork,
    transport         CauseTransport,
    protocol          CauseProtocol,
    misc              CauseMisc,
    ...
}

CauseMisc ::= ENUMERATED {
    control-processing-overload,
    hardware-failure,
    om-intervention,
    not-enough-user-plane-processing-resources,
    unspecified,
    ...
}

CauseProtocol ::= ENUMERATED {
    transaction-not-allowed,
    transfer-syntax-error,
```

```
abstract-syntax-error-reject,  
abstract-syntax-error-ignore-and-notify,  
message-not-compatible-with-receiver-state,  
semantic-error,  
unspecified,  
abstract-syntax-error-falsely-constructed-message,  
...  
}
```

```
CauseRadioNetwork ::= ENUMERATED {  
  unknown-C-ID,  
  cell-not-available,  
  power-level-not-supported,  
  ul-scrambling-code-already-in-use,  
  dl-radio-resources-not-available,  
  ul-radio-resources-not-available,  
  measurement-not-supported-for-the-object,  
  combining-resources-not-available,  
  reconfiguration-not-allowed,  
  requested-configuration-not-supported,  
  synchronisation-failure,  
  requested-tx-diversity-mode-not-supported,  
  measurement-temporarily-not-available,  
  unspecified,  
  invalid-CM-settings,  
  reconfiguration-CFN-not-elapsed,  
  number-of-DL-codes-not-supported,  
  dch-not-supported,  
  dsch-not-supported,  
  usch-not-supported,  
  rach-fach-cpch-not-supported,  
  ul-spreading-factor-not-supported,  
  dl-spreading-factor-not-supported,  
  cm-not-supported,  
  transaction-not-supported-by-destination-node-b,  
  ...  
}
```

```
CauseTransport ::= ENUMERATED {  
  transmission-link-failure,  
  transmission-port-not-available,  
  unspecified,  
  ...  
}
```

```
C-ID ::= INTEGER (0..65535)
```

```
CCTrCH-ID ::= INTEGER (0..15)
```

```
CellIndividualOffset ::= INTEGER (-20..20)
```

```
CellParameterID ::= INTEGER (0..127,...)

CFN ::= INTEGER (0..255)

ChannelCodingType ::= ENUMERATED {
    no-coding,
    convolutional-coding,
    turbo-coding,
    ...
}

ChipOffset ::= INTEGER (0..38399)

ClosedLoopModel-SupportIndicator ::= ENUMERATED {
    closedLoop-Model-Supported,
    closedLoop-Model-not-Supported
}

ClosedLoopMode2-SupportIndicator ::= ENUMERATED {
    closedLoop-Mode2-Supported,
    closedLoop-Mode2-not-Supported
}

Closedlooptimingadjustmentmode ::= ENUMERATED {
    adj-1-slot,
    adj-2-slot,
    ...
}

CodeNumber ::= INTEGER (0..maxCodeNumComp-1)

CodingRate ::= ENUMERATED {
    half,
    third,
    ...
}

CRC-Size ::= ENUMERATED {
    v0,
    v8,
    v12,
    v16,
    v24,
    ...
}

CriticalityDiagnostics ::= SEQUENCE {
    procedureID ProcedureID OPTIONAL,
    triggeringMessage TriggeringMessage OPTIONAL,
    criticalityResponse Criticality OPTIONAL,
    transactionID TransactionID OPTIONAL,
}
```

```

    iEsCriticalityResponses      CriticalityDiagnostics-IE-List,
    iE-Extensions                ProtocolExtensionContainer { {CriticalityDiagnostics-ExtIEs} } OPTIONAL,
    ...
}

CriticalityDiagnostics-ExtIEs RNSAP-PROTOCOL-EXTENSION ::= {
    ...
}

CriticalityDiagnostics-IE-List ::= SEQUENCE (SIZE (1..maxNrOfErrors)) OF
    SEQUENCE {
        criticalityResponse      Criticality,
        iE-ID                    ProtocolIE-ID,
        repetitionNumber         RepetitionNumber OPTIONAL,
        iE-Extensions            ProtocolExtensionContainer { {CriticalityDiagnostics-IE-List-ExtIEs} } OPTIONAL,
        ...
    }

CriticalityDiagnostics-IE-List-ExtIEs RNSAP-PROTOCOL-EXTENSION ::= {
    ...
}

CN-CS-DomainIdentifier ::= SEQUENCE {
    pLMN-ID                     PLMN-ID,
    lAC                          LAC,
    iE-Extensions                ProtocolExtensionContainer { {CN-CS-DomainIdentifier-ExtIEs} } OPTIONAL
}

CN-CS-DomainIdentifier-ExtIEs RNSAP-PROTOCOL-EXTENSION ::= {
    ...
}

CN-PS-DomainIdentifier ::= SEQUENCE {
    pLMN-ID                     PLMN-ID,
    lAC                          LAC,
    rAC                          RAC,
    iE-Extensions                ProtocolExtensionContainer { {CN-PS-DomainIdentifier-ExtIEs} } OPTIONAL
}

CN-PS-DomainIdentifier-ExtIEs RNSAP-PROTOCOL-EXTENSION ::= {
    ...
}

C-RNTI                          ::= INTEGER (0..65535)

-- D

DCH-ID                          ::= INTEGER (0..255)

DedicatedMeasurementType ::= ENUMERATED {
    sir,

```

```
    sir-error,
    transmitted-code-power,
    rSCP,
    rx-timing-deviation,
    round-trip-time,
    ...
}

DedicatedMeasurementValue ::= CHOICE {
    sIR-Value          SIR-Value,
    sIR-ErrorValue    SIR-Error-Value,
    transmittedCodePowerValue  Transmitted-Code-Power-Value,
    rSCP              RSCP-Value, -- TDD only
    rxTimingDeviationValue  Rx-Timing-Deviation-Value, -- TDD only
    roundTripTime    Round-Trip-Time-Value, -- FDD only
    ...
}

DeltaSIR                ::= INTEGER (0..30)
-- Step 0.1 dB, Range 0..3 dB.

DiversityControlField    ::= ENUMERATED {
    may,
    must,
    must-not
}

DiversityMode            ::= ENUMERATED {
    none,
    sTTD,
    closedLoopModel1,
    closedLoopMode2,
    ...
}

DL-DPCH-SlotFormat       ::= INTEGER (0..16,...)

DL-Power                 ::= INTEGER (-350..150)
-- Value = DL-Power / 10
-- Unit dB, Range -35dB .. +15dB, Step +0.1dB

D-RNTI                   ::= INTEGER (0..1048575)

D-RNTI-ReleaseIndication ::= ENUMERATED {
    release-D-RNTI,
    not-release-D-RNTI
}

DL-ScramblingCode        ::= INTEGER (0..15)

DL-FrameType ::= ENUMERATED {
```

```
    typeA,  
    typeB,  
    ...  
}  
  
DL-TimeslotISCP ::= INTEGER (0..91)  
-- According to mapping in [24]  
  
Downlink-Compressed-Mode-Method ::= ENUMERATED {  
    puncturing,  
    sFdiv2,  
    higher-layer-scheduling,  
    ...  
}  
  
DPCH-ID ::= INTEGER (0..239)  
  
DPCHConstantValue ::= INTEGER (-10..10)  
-- Unit dB, Step 1dB  
  
DRACControl ::= ENUMERATED {  
    requested,  
    not-requested  
}  
  
DRXCycleLengthCoefficient ::= INTEGER (2..12)  
  
DSCH-ID ::= INTEGER (0..255)  
  
-- E  
  
EventA ::= SEQUENCE {  
    measurementThreshold MeasurementThreshold,  
    measurementHysteresisTime MeasurementHysteresisTime OPTIONAL,  
    iE-Extensions ProtocolExtensionContainer { {EventA-ExtIEs} } OPTIONAL,  
    ...  
}  
  
EventA-ExtIEs RNSAP-PROTOCOL-EXTENSION ::= {  
    ...  
}  
  
EventB ::= SEQUENCE {  
    measurementThreshold MeasurementThreshold,  
    measurementHysteresisTime MeasurementHysteresisTime OPTIONAL,  
    iE-Extensions ProtocolExtensionContainer { {EventB-ExtIEs} } OPTIONAL,  
    ...  
}
```

```
EventB-ExtIEs RNSAP-PROTOCOL-EXTENSION ::= {
    ...
}

EventC ::= SEQUENCE {
    measurementIncreaseDecreaseThreshold    MeasurementIncreaseDecreaseThreshold,
    measurementChangeTime                    MeasurementChangeTime,
    iE-Extensions                            ProtocolExtensionContainer { {EventC-ExtIEs} } OPTIONAL,
    ...
}

EventC-ExtIEs RNSAP-PROTOCOL-EXTENSION ::= {
    ...
}

EventD ::= SEQUENCE {
    measurementIncreaseDecreaseThreshold    MeasurementIncreaseDecreaseThreshold,
    measurementChangeTime                    MeasurementChangeTime,
    iE-Extensions                            ProtocolExtensionContainer { {EventD-ExtIEs} } OPTIONAL,
    ...
}

EventD-ExtIEs RNSAP-PROTOCOL-EXTENSION ::= {
    ...
}

EventE ::= SEQUENCE {
    measurementThreshold1                    MeasurementThreshold,
    measurementThreshold2                    MeasurementThreshold OPTIONAL,
    measurementHysteresisTime                MeasurementHysteresisTime OPTIONAL,
    reportPeriodicity                        ReportPeriodicity OPTIONAL,
    iE-Extensions                            ProtocolExtensionContainer { {EventE-ExtIEs} } OPTIONAL,
    ...
}

EventE-ExtIEs RNSAP-PROTOCOL-EXTENSION ::= {
    ...
}

EventF ::= SEQUENCE {
    measurementThreshold1                    MeasurementThreshold,
    measurementThreshold2                    MeasurementThreshold OPTIONAL,
    measurementHysteresisTime                MeasurementHysteresisTime OPTIONAL,
    reportPeriodicity                        ReportPeriodicity OPTIONAL,
    iE-Extensions                            ProtocolExtensionContainer { {EventF-ExtIEs} } OPTIONAL,
    ...
}

EventF-ExtIEs RNSAP-PROTOCOL-EXTENSION ::= {
    ...
}
```

```
}  
  
-- F  
  
FACH-InitialWindowSize      ::= INTEGER { unlimited(255) } (0..255)  
-- Number of frames MAC-c-sh SDUs.  
-- 255 = Unlimited number of FACH data frames  
  
FDD-DL-ChannelisationCodeNumber ::= INTEGER (0..511)  
-- According to the mapping in [27]. The maximum value is equal to the DL spreading factor -1--  
  
FDD-S-CCPCH-Offset         ::= INTEGER (0..149)  
  
FDD-TPC-DownlinkStepSize ::= ENUMERATED {  
    step-size0-5,  
    step-size1,  
    step-size1-5,  
    step-size2,  
    ...  
}  
  
SchedulingPriorityIndicator ::= INTEGER { lowest(0), highest(15) } (0..15)  
  
FirstRLS-Indicator ::= ENUMERATED {  
    first-RLS,  
    not-first-RLS  
}  
  
FrameHandlingPriority       ::= INTEGER { lowest(0), highest(15) } (0..15)  
  
FrameOffset                 ::= INTEGER (0..255)  
-- Frames  
  
-- G  
  
GapLength                   ::= INTEGER (1..14)  
-- Unit Slot  
  
GapDuration                 ::= INTEGER (1..144,...)  
-- Unit Frame  
  
GA-Cell ::= SEQUENCE (SIZE (1..maxNrOfPoints)) OF  
    SEQUENCE {  
        geographicalCoordinate      GeographicalCoordinate,  
        iE-Extensions               ProtocolExtensionContainer { {GA-Cell-ExtIEs} } OPTIONAL,  
        ...  
    }  
  
GA-Cell-ExtIEs RNSAP-PROTOCOL-EXTENSION ::= {  
    ...
```



```
}

GA-AccessPointPosition ::= SEQUENCE {
    geographicalCoordinate    GeographicalCoordinate,
    iE-Extensions             ProtocolExtensionContainer { {GA-AccessPoint-ExtIEs} } OPTIONAL,
    ...
}

GA-AccessPoint-ExtIEs RNSAP-PROTOCOL-EXTENSION ::= {
    ...
}

GeographicalCoordinate ::= SEQUENCE {
    latitudeSign              ENUMERATED { north, south },
    latitude                  INTEGER (0..8388607),
    longitude                 INTEGER (-8388608..8388607),
    iE-Extensions            ProtocolExtensionContainer { {GeographicalCoordinate-ExtIEs} } OPTIONAL,
    ...
}

GeographicalCoordinate-ExtIEs RNSAP-PROTOCOL-EXTENSION ::= {
    ...
}

-- H

-- I

IB-SG-POS ::= INTEGER (0..4094)
-- Only even positions allowed

IB-SG-REP ::= ENUMERATED {rep4, rep8, rep16, rep32, rep64, rep128, rep256, rep512, rep1024, rep2048, rep4096}

IMSI ::= OCTET STRING (SIZE(3..8))

-- J
-- K
-- L

LAC ::= OCTET STRING (SIZE (2)) --(EXCEPT ('0000'H|'FFFF'H))

LimitedPowerIncrease ::= ENUMERATED {
    used,
    not-used
}

L3-Information ::= BIT STRING

-- M

MaxNrOfUL-DPCHs ::= INTEGER (1..6)
```

```
MAC-c-sh-SDU-Length ::= INTEGER (1..5000)

MaximumAllowedULTxPower ::= INTEGER (-50..33)

MaxNrDLPhysicalchannels ::= INTEGER (1..224)

MaxNrTimeslots ::= INTEGER (1..14)

MaxNrULPhysicalchannels ::= INTEGER (1..2)

MaxTFCIvalue ::= INTEGER (1..1023)

MeasurementAvailabilityIndicator ::= ENUMERATED {
    measurementAvailable,
    measurementnotAvailable
}

MeasurementFilterCoefficient ::= ENUMERATED{k0, k1, k2, k3, k4, k5, k6, k7, k8, k9, k11, k13, k15, k17, k19,...}
-- Measurement Filter Coefficient to be used for measurement

MeasurementID ::= INTEGER (0..1048575)

MinimumSpreadingFactor ::= INTEGER (1..16)

Multi-code-info ::= INTEGER (1..16)

MultipleURAsIndicator ::= ENUMERATED {
    multiple-URAs-exist,
    single-URA-exists
}

MaxAdjustmentStep ::= INTEGER(1..10)
-- Unit Slot

MeasurementChangeTime ::= INTEGER (1..6000,...)
-- The MeasurementChangeTime gives the MeasurementChangeTime
-- in number of 10 ms periods.
-- E.g. Value 6000 means 60000ms(1min)
-- Unit is ms, Step is 10 ms

MeasurementHysteresisTime ::= INTEGER (1..6000,...)
-- The MeasurementHysteresisTime gives the
-- MeasurementHysteresisTime in number of 10 ms periods.
-- E.g. Value 6000 means 60000ms(1min)
-- Unit is ms, Step is 10ms

MeasurementIncreaseDecreaseThreshold ::= CHOICE {
    sir SIR-Value-IncrDecrThres,
    sir-error SIR-Error-Value-IncrDecrThres,
    transmitted-code-power Transmitted-Code-Power-Value-IncrDecrThres,
```

```

    rscp                RSCP-Value-IncrDecrThres,
    round-trip-time    Round-Trip-Time-IncrDecrThres,
    ...
}

MeasurementThreshold ::= CHOICE {
    sir                SIR-Value,
    sir-error          SIR-Error-Value,
    transmitted-code-power Transmitted-Code-Power-Value,
    rscp                RSCP-Value,
    rx-timing-deviation Rx-Timing-Deviation-Value,
    round-trip-time    Round-Trip-Time-Value,
    ...
}

MidambleShiftAndBurstType ::= CHOICE {
    type1              CHOICE {
        defaultMidamble    NULL,
        commonMidamble     NULL,
        ueSpecificMidamble MidambleShiftLong
    },
    type2              CHOICE {
        defaultMidamble    NULL,
        commonMidamble     NULL,
        ueSpecificMidamble MidambleShiftShort
    },
    type3              CHOICE {
        defaultMidamble    NULL,
        ueSpecificMidamble MidambleShiftLong
    },
    ...
}

MidambleShiftLong ::= INTEGER (0..15)

MidambleShiftShort ::= INTEGER (0..5)

MinUL-ChannelisationCodeLength ::= ENUMERATED {
    v4,
    v8,
    v16,
    v32,
    v64,
    v128,
    v256
}

MultiplexingPosition ::= ENUMERATED {
    fixed,
    flexible
}

```

```

-- N
NrOfDLchannelisationcodes ::= INTEGER (1..8)

NrOfTransportBlocks ::= INTEGER (0..512)

-- O

-- P

PayloadCRC-PresenceIndicator ::= ENUMERATED {
    crc-included,
    crc-not-included
}

PCCPCH-Power ::= INTEGER (-150..400,...)
-- PCCPCH-power = power * 10
-- If power <= -15 PCCPCH shall be set to -150
-- If power >= 40 PCCPCH shall be set to 400
-- Unit dBm, Range -15dBm .. +40 dBm, Step +0.1dBm

PDSCHCodeMapping ::= SEQUENCE {
    dL-ScramblingCode DL-ScramblingCode,
    signallingMethod PDSCHCodeMapping-SignallingMethod,
    iE-Extensions ProtocolExtensionContainer { { PDSCHCodeMapping-ExtIEs} } OPTIONAL,
    ...
}

PDSCHCodeMapping-ExtIEs RNSAP-PROTOCOL-EXTENSION ::= {
    ...
}

PDSCHCodeMapping-SignallingMethod ::= CHOICE {
    pDSCHCodeMapping-SignallingMethod-CodeRange PDSCHCodeMapping-SignallingMethod-CodeRange,
    pDSCHCodeMapping-SignallingMethod-TFCIRange PDSCHCodeMapping-SignallingMethod-TFCIRange,
    pDSCHCodeMapping-SignallingMethod-Explicit PDSCHCodeMapping-SignallingMethod-Explicit
}

PDSCHCodeMapping-SignallingMethod-CodeRange ::= SEQUENCE (SIZE (1..maxNoCodeGroups)) OF
SEQUENCE {
    spreadingFactor SpreadingFactor,
    multi-code-info Multi-code-info,
    start-CodeNumber CodeNumber,
    stop-CodeNumber CodeNumber,
    ...
}

PDSCHCodeMapping-SignallingMethod-TFCIRange ::= SEQUENCE (SIZE (1..maxNoTFCIGroups)) OF
SEQUENCE {
    maxTFCIvalue MaxTFCIvalue,

```

```
    spreadingFactor      SpreadingFactor,
    multi-code-info      Multi-code-info,
    codeNumber           CodeNumber,
    ...
}

PDSCHCodeMapping-SignallingMethod-Explicit ::= SEQUENCE (SIZE (1..maxTFCI2Combs)) OF
SEQUENCE {
    spreadingFactor      SpreadingFactor,
    multi-code-info      Multi-code-info,
    codeNumber           CodeNumber,
    ...
}

Periodic ::= SEQUENCE {
    reportPeriodicity    ReportPeriodicity,
    iE-Extensions        ProtocolExtensionContainer { {Periodic-ExtIEs} } OPTIONAL,
    ...
}

Periodic-ExtIEs RNSAP-PROTOCOL-EXTENSION ::= {
    ...
}

PLMN-ID ::= OCTET STRING (SIZE(3))

PowerAdjustmentType ::= ENUMERATED {
    none,
    common,
    individual
}

PowerOffset          ::= INTEGER (0..24)

PRACH-Midamble ::= ENUMERATED {
    inverted,
    direct
}

PRACH-MinimumSpreadingFactor ::= ENUMERATED {
    v32,
    v64,
    v128,
    v256,
    ...
}

PreambleSignatures ::= BIT STRING (SIZE (16))
-- Bit 0=P0, Bit 1=P1, .. ,Bit 15=P15 See ref. [21] --

PrimaryCPICH-Power ::= INTEGER (-100..500)
```

```
-- step 0.1 (Range -10.0..50.0) Unit is dBm

PrimaryCPICH-EcNo          ::= INTEGER (-30..30)

PrimaryCCPCH-RSCP          ::= INTEGER (0..91)
-- According to maping in [14]

PrimaryScramblingCode      ::= INTEGER (0..511)

PropagationDelay           ::= INTEGER (0..255)

PunctureLimit              ::= INTEGER (0..15)
-- 0: 40%; 1: 44%; ... 14: 96%; 15: 100

-- Q

QE-Selector ::= ENUMERATED {
    selected,
    non-selected
}

-- R

RAC                        ::= OCTET STRING (SIZE(1))

RACH-SubChannelNumbers     ::= BIT STRING (SIZE (12))
-- Bit 0=Sub Channel Number 0, Bit 1=Sub Channel Number 1, .., Bit 11=Sub Channel Number 11

RANAP-RelocationInformation ::= BIT STRING

RateMatchingAttribute      ::= INTEGER (1..maxRateMatching)

RB-Identity                ::= INTEGER (0..31)

RefTFCNumber ::= INTEGER (0..15)

RepetitionLength           ::= INTEGER (1..63)

RepetitionPeriod ::= ENUMERATED {
    v1,
    v2,
    v4,
    v8,
    v16,
    v32,
    v64
}

RepetitionNumber ::= INTEGER (1..256)

ReportCharacteristics ::= CHOICE {
```

```
    onDemand          NULL,
    periodic          Periodic,
    eventA            EventA,
    eventB            EventB,
    eventC            EventC,
    eventD            EventD,
    eventE            EventE,
    eventF            EventF,
    ...
}

ReportPeriodicity ::= CHOICE {
    ten-msec          INTEGER (1..6000,...),
    -- The Report Periodicity gives the reporting periodicity in number of 10 ms periods.
    -- E.g. value 6000 means 60000ms (i.e. 1min)
    -- Unit ms, Step 10ms
    min              INTEGER (1..60,...)
    -- Unit min, Step 1min
}

RL-ID                ::= INTEGER (0..31)

RL-Set-ID            ::= INTEGER (0..31)

RNC-ID               ::= INTEGER (0..4095)

Round-Trip-Time-IncrDecrThres ::= INTEGER(0..8190)

Round-Trip-Time-Value ::= INTEGER(0..8191)
-- According to mapping in 25.215

RSCP-Value ::= INTEGER (0..81)
-- According to mapping in [14]

RSCP-Value-IncrDecrThres ::= INTEGER (0..80)

RSSI                 ::= INTEGER (0..621)
-- According to mapping in [11]

Rx-Timing-Deviation-Value ::= INTEGER (0..2047)

-- S

SAC                  ::= OCTET STRING (SIZE (2))

SAI ::= SEQUENCE {
    pLMN-ID           PLMN-ID,
    lAC               LAC,
    sAC               SAC,
    iE-Extensions     ProtocolExtensionContainer { {SAI-ExtIES} } OPTIONAL
}
}
```

```
SAI-ExtIEs RNSAP-PROTOCOL-EXTENSION ::= {
    ...
}

SCH-TimeSlot ::= INTEGER (0..6)

ScaledAdjustmentRatio ::= INTEGER(0..100)
-- AdjustmentRatio = ScaledAdjustmentRatio / 100

ScramblingCodeNumber ::= INTEGER (0..15)

SecondInterleavingMode ::= ENUMERATED {
    frame-related,
    timeslot-related,
    ...
}

SIR-Error-Value ::= INTEGER (0..125)

SIR-Error-Value-IncrDecrThres ::= INTEGER (0..124)

SIR-Value ::= INTEGER (0..63)
-- According to mapping in 25.215/25.225

SIR-Value-IncrDecrThres ::= INTEGER (0..62)

SecondaryCCPCH-SlotFormat ::= INTEGER (0..17,...)
-- refer to 25.211

SN ::= TimeSlot

S-FieldLength ::= ENUMERATED {
    v1,
    v2,
    ...
}

SpreadingFactor ::= INTEGER (4| 8| 16| 32| 64| 128| 256)

S-RNTI ::= INTEGER (0..1048575)
-- From 0 to 2^20-1

SSDT-CellID ::= ENUMERATED {
    a,
    b,
    c,
    d,
    e,
    f,
    g,
```



```
    h
  }

SSDT-CellID-Length ::= ENUMERATED {
    short,
    medium,
    long
}

SSDT-Indication ::= ENUMERATED {
    sSDT-active-in-the-UE,
    sSDT-not-active-in-the-UE
}

SSDT-SupportIndicator ::= ENUMERATED {
    sSDT-supported,
    sSDT-not-supported
}

STTD-Indicator ::= ENUMERATED {
    active,
    inactive
}

STTD-SupportIndicator ::= ENUMERATED {
    sTTD-Supported,
    sTTD-not-Supported
}

SyncCase ::= INTEGER (1..2,...)

-- T

TDD-ChannelisationCode ::= ENUMERATED {
    chCode1div1,
    chCode2div1,
    chCode2div2,
    chCode4div1,
    chCode4div2,
    chCode4div3,
    chCode4div4,
    chCode8div1,
    chCode8div2,
    chCode8div3,
    chCode8div4,
    chCode8div5,
    chCode8div6,
    chCode8div7,
    chCode8div8,
    chCode16div1,
    chCode16div2,
```

```
    chCode16div3,
    chCode16div4,
    chCode16div5,
    chCode16div6,
    chCode16div7,
    chCode16div8,
    chCode16div9,
    chCode16div10,
    chCode16div11,
    chCode16div12,
    chCode16div13,
    chCode16div14,
    chCode16div15,
    chCode16div16,
    ...
}

TDD-DPCHOffset ::= CHOICE {
    initialOffset      INTEGER (0..255),
    noinitialOffset    INTEGER (0..63)
}

TDD-PhysicalChannelOffset      ::= INTEGER (0..63)

TDD-TPC-DownlinkStepSize ::= ENUMERATED {
    step-size1,
    step-size2,
    step-size3,
    ...
}

TFCI-Coding ::= ENUMERATED {
    v4,
    v8,
    v16,
    v32,
    ...
}

TFCI-Presence ::= ENUMERATED {
    present,
    not-present
}

TFCI-SignallingMode ::= ENUMERATED {
    normal,
    split
}

TGD      ::= INTEGER (0|15..269)
```

-- 0 = Undefined, only one transmission gap in the transmission gap pattern sequence

TGPRC ::= INTEGER (0..63)

-- 0 = infinity

TGPSID ::= INTEGER (1.. maxTGPS)

TGSN ::= INTEGER (0..14)

TimeSlot ::= INTEGER (0..14)

TimingAdjustmentRequired ::= ENUMERATED {
 noAdjustment,
 adjustmentRequired
 }

ToAWE ::= INTEGER (0..2559)

ToAWS ::= INTEGER (0..1279)

Transmission-Gap-Pattern-Sequence-Information ::= SEQUENCE (SIZE (1..maxTGPS)) OF

```

SEQUENCE {
  tGPSID      TGPSID,
  tGSN        TGSN,
  tGL1        GapLength,
  tGL2        GapLength  OPTIONAL,
  tGD         TGD,
  tGPL1       GapDuration,
  tGPL2       GapDuration  OPTIONAL,
  uL-DL-mode  UL-DL-mode,
  downlink-Compressed-Mode-Method  Downlink-Compressed-Mode-Method  OPTIONAL,
  -- This IE is only present if the value of the UL/DL mode IE is "DL only" or "UL/DL"
  uplink-Compressed-Mode-Method    Uplink-Compressed-Mode-Method    OPTIONAL,
  -- This IE is only present if the value of the UL/DL mode IE is "UL only" or "UL/DL"
  dL-FrameType  DL-FrameType,
  delta-SIR1    DeltaSIR,
  delta-SIR-after1  DeltaSIR,
  delta-SIR2    DeltaSIR  OPTIONAL,
  delta-SIR-after2  DeltaSIR  OPTIONAL,
  iE-Extensions  ProtocolExtensionContainer { {Transmission-Gap-Pattern-Sequence-Information-ExtIEs} } OPTIONAL,
  ...
}

```

```
Transmission-Gap-Pattern-Sequence-Information-ExtIEs RNSAP-PROTOCOL-EXTENSION ::= {
    ...
}

Transmission-Gap-Pattern-Sequence-Information-Response ::= ENUMERATED{
    code-change,
    nocode-change
}

Transmission-Gap-Pattern-Sequence-Status-List ::= SEQUENCE (SIZE (0..maxTGPS)) OF
    SEQUENCE {
        tGPSID          TGPSID,
        tGPRC           TGPRC,
        tGCFN           CFN,
        iE-Extensions  ProtocolExtensionContainer { { Transmission-Gap-Pattern-Sequence-Status-List-ExtIEs } } OPTIONAL,
        ...
    }

Transmission-Gap-Pattern-Sequence-Status-List-ExtIEs RNSAP-PROTOCOL-EXTENSION ::= {
    ...
}

TransmissionTimeInterval ::= ENUMERATED {
    msec-10,
    msec-20,
    msec-40,
    msec-80,
    ...
}

TransmitDiversityIndicator ::= ENUMERATED {
    active,
    inactive
}

TransportBearerID ::= INTEGER (0..4095)

TransportBearerRequestIndicator ::= ENUMERATED {
    bearer-requested,
    bearer-not-requested
}

TransportBlockSize ::= INTEGER (0..5000)
-- Unit is bits
```

```

TransportFormatCombination-Beta ::= CHOICE {
    signalledGainFactors SEQUENCE {
        betaC          BetaCD,
        betaD          BetaCD,
        refTFCNumber   RefTFCNumber OPTIONAL
    },
    refTFCNumber       RefTFCNumber
}

TFCS ::= SEQUENCE {
    tFCSvalues CHOICE {
        no-Split-in-TFCI TFCS-TFCSList,
        split-in-TFCI SEQUENCE {
            transportFormatCombination-DCH TFCS-DCHList,
            signallingMethod CHOICE {
                tFCI-Range TFCS-MappingOnDSCHList,
                explicit TFCS-DSCHList
            }
        }
    },
    iE-Extensions ProtocolExtensionContainer { { TFCS-ExtIEs } } OPTIONAL,
    ...
}

TFCS-ExtIEs RNSAP-PROTOCOL-EXTENSION ::= {
    ...
}

TFCS-TFCSList ::= SEQUENCE (SIZE (1..maxNrOfTFCS)) OF
SEQUENCE {
    cTFC TFCS-CTFC,
    tFC-Beta TransportFormatCombination-Beta OPTIONAL,
    iE-Extensions ProtocolExtensionContainer { { TFCS-TFCSList-ExtIEs } } OPTIONAL,
    ...
}

TFCS-TFCSList-ExtIEs RNSAP-PROTOCOL-EXTENSION ::= {
    ...
}

TFCS-CTFC ::= INTEGER (0..maxCTFC)

TFCS-DCHList ::= SEQUENCE (SIZE (1..maxTFCILCombs)) OF
SEQUENCE {
    cTFC TFCS-CTFC,
    iE-Extensions ProtocolExtensionContainer { { TFCS-DCHList-ExtIEs } } OPTIONAL,
    ...
}

TFCS-DCHList-ExtIEs RNSAP-PROTOCOL-EXTENSION ::= {

```

```

}
...
}
TFCS-MappingOnDSCHList ::= SEQUENCE (SIZE (1..maxNoTFCIGroups)) OF
  SEQUENCE {
    maxTFCI-field2-Value      TFCS-MaxTFCI-field2-Value,
    cTFC-DSCH                 TFCS-CTFC,
    iE-Extensions             ProtocolExtensionContainer { { TFCS-MappingOnDSCHList-ExtIEs} } OPTIONAL,
    ...
  }
TFCS-MappingOnDSCHList-ExtIEs RNSAP-PROTOCOL-EXTENSION ::= {
  ...
}
TFCS-MaxTFCI-field2-Value ::= INTEGER (1..maxTFCI2Combs-1)
TFCS-DSCHList ::= SEQUENCE (SIZE (1..maxTFCI2Combs)) OF
  SEQUENCE {
    cTFC-DSCH                 TFCS-CTFC,
    iE-Extensions             ProtocolExtensionContainer { { TFCS-DSCHList-ExtIEs} } OPTIONAL,
    ...
  }
TFCS-DSCHList-ExtIEs RNSAP-PROTOCOL-EXTENSION ::= {
  ...
}
TransportFormatSet ::= SEQUENCE {
  dynamicParts                TransportFormatSet-DynamicPartList,
  semi-staticPart             TransportFormatSet-Semi-staticPart,
  iE-Extensions               ProtocolExtensionContainer { {TransportFormatSet-ExtIEs} } OPTIONAL,
  ...
}
TransportFormatSet-ExtIEs RNSAP-PROTOCOL-EXTENSION ::= {
  ...
}
TransportFormatSet-DynamicPartList ::= SEQUENCE (SIZE (1..maxNrOfTFs)) OF
  SEQUENCE {
    nrOfTransportBlocks       NrOfTransportBlocks,
    transportBlockSize        TransportBlockSize OPTIONAL
    -- This IE is only present if nrOfTransportBlocks is greater than 0 --,
    mode                       TransportFormatSet-ModeDP,
    iE-Extensions             ProtocolExtensionContainer { {TransportFormatSet-DynamicPartList-ExtIEs} } OPTIONAL,
    ...
  }
TransportFormatSet-DynamicPartList-ExtIEs RNSAP-PROTOCOL-EXTENSION ::= {
  ...
}

```

```

}

TransportFormatSet-ModeDP ::= CHOICE {
    tdd                TransmissionTimeIntervalList,
    -- This IE is mandatory if not defined as semistatic parameter, otherwise it is absent --
    notApplicable      NULL,
    ...
}

TransmissionTimeIntervalList ::= SEQUENCE (SIZE (1..maxTTI-Count)) OF
    SEQUENCE {
        transmissionTimeInterval    TransmissionTimeInterval,
        iE-Extensions                ProtocolExtensionContainer { {TransmissionTimeIntervalList-ExtIEs} } OPTIONAL,
        ...
    }

TransmissionTimeIntervalList-ExtIEs RNSAP-PROTOCOL-EXTENSION ::= {
    ...
}

Transmitted-Code-Power-Value ::= INTEGER (0..127)
-- According to mapping in 25.215/25.225

Transmitted-Code-Power-Value-IncrDecrThres ::= INTEGER (0..112,...)

TransportFormatManagement ::= ENUMERATED {
    cell-based,
    ue-based,
    ...
}

TransportFormatSet-Semi-staticPart ::= SEQUENCE {
    transmissionTime        TransmissionTimeInterval,
    channelCoding            ChannelCodingType,
    codingRate               CodingRate            OPTIONAL
    -- This IE is only present if channelCoding is 'convolutional' or 'turbo' --,
    rateMatchingAttribute    RateMatchingAttribute,
    cRC-Size                 CRC-Size,
    mode                     TransportFormatSet-ModeSSP,
    iE-Extensions            ProtocolExtensionContainer { {TransportFormatSet-Semi-staticPart-ExtIEs} } OPTIONAL,
    ...
}

TransportFormatSet-Semi-staticPart-ExtIEs RNSAP-PROTOCOL-EXTENSION ::= {
    ...
}

TransportFormatSet-ModeSSP ::= CHOICE {
    tdd                SecondInterleavingMode,
    notApplicable      NULL,
    ...
}

```

```
}

TransportLayerAddress      ::= BIT STRING (SIZE(1..160, ...))

TrCH-SrcStatisticsDescr   ::= ENUMERATED {
    speech,
    rRC,
    unknown,
    ...
}

TxDiversityIndicator      ::= ENUMERATED {
    true,
    false
}

-- U

UARFCN                     ::= INTEGER (0..16383,...)
-- Corresponds to: 0.0Hz..3276.6Mhz. See 25.101, 25.105

UL-DL-mode ::= ENUMERATED {
    ul-only,
    dl-only,
    both-ul-and-dl
}

Uplink-Compressed-Mode-Method ::= ENUMERATED {
    sFdiv2,
    higher-layer-scheduling,
    ...
}

UL-SIR                     ::= INTEGER (-82..173)
-- The UL-SIR gives the UL-SIR in number of 0.1 dB steps.
-- E.g. Value 173 means 17.3 dB
-- Unit dB. Step 0.1 dB.

UC-ID ::= SEQUENCE {
    rNC-ID          RNC-ID,
    c-ID            C-ID,
    iE-Extensions  ProtocolExtensionContainer { {UC-ID-ExtIEs} } OPTIONAL,
    ...
}

UC-ID-ExtIEs RNSAP-PROTOCOL-EXTENSION ::= {
    ...
}
```



```

UL-DPCCH-SlotFormat          ::= INTEGER (0..5,...)

UL-FP-Mode ::= ENUMERATED {
    normal,
    silent,
    ...
}

UL-ScramblingCode ::= SEQUENCE {
    ul-ScramblingCodeNumber    UL-ScramblingCodeNumber,
    ul-ScramblingCodeLength    UL-ScramblingCodeLength,
    iE-Extensions              ProtocolExtensionContainer { {UL-ScramblingCode-ExtIEs} } OPTIONAL
}

UL-ScramblingCode-ExtIEs RNSAP-PROTOCOL-EXTENSION ::= {
    ...
}

UL-ScramblingCodeLength ::= ENUMERATED {
    short,
    long
}

UL-ScramblingCodeNumber     ::= INTEGER (0..16777215)

UL-TimeslotISCP             ::= INTEGER (0..81)
-- According to mapping in [14]

URA-ID                     ::= INTEGER (0..65535)

USCH-ID                     ::= INTEGER (0..255)

-- V
-- W
-- X
-- Y
-- Z

END

```

9.3.5 Common Definitions

```

-- *****
--
-- Common definitions
--
-- *****

RNSAP-CommonDataTypes {

```

```

itu-t (0) identified-organization (4) etsi (0) mobileDomain (0)
umts-Access (20) modules (3) rnsap (1) version1 (1) rnsap-CommonDataTypes (3) }

DEFINITIONS AUTOMATIC TAGS ::=

BEGIN

Criticality      ::= ENUMERATED { reject, ignore, notify }

Presence        ::= ENUMERATED { optional, conditional, mandatory }

PrivateIE-ID    ::= CHOICE {
    local          INTEGER (0..65535),
    global         OBJECT IDENTIFIER
}

ProcedureCode   ::= INTEGER (0..255)

ProcedureID ::= SEQUENCE {
    procedureCode   ProcedureCode,
    ddMode         ENUMERATED { tdd, fdd, common }
}

ProtocolExtensionID ::= INTEGER (0..65535)

ProtocolIE-ID   ::= INTEGER (0..65535)

TransactionID   ::= CHOICE {
    shortTransActionId  INTEGER (0..127),
    longTransActionId   INTEGER (0..32767)
}

TriggeringMessage ::= ENUMERATED { initiating-message, successful-outcome, unsuccessful-outcome, outcome }

END

```

9.3.6 Constant Definitions

```

-- *****
--
-- Constant definitions
--
-- *****

RNSAP-Constants {
itu-t (0) identified-organization (4) etsi (0) mobileDomain (0)
umts-Access (20) modules (3) rnsap (1) version1 (1) rnsap-Constants (4) }

DEFINITIONS AUTOMATIC TAGS ::=

```

BEGIN

-- *****

--

-- Elementary Procedures

--

-- *****

id-commonTransportChannelResourcesInitiationFDD	INTEGER ::= 0
id-commonTransportChannelResourcesInitiationTDD	INTEGER ::= 1
id-commonTransportChannelResourcesRelease	INTEGER ::= 2
id-compressedModeCommandFDD	INTEGER ::= 4
id-downlinkPowerControl	INTEGER ::= 6
id-downlinkSignallingTransfer	INTEGER ::= 7
id-errorIndication	INTEGER ::= 8
id-measurementFailure	INTEGER ::= 9
id-measurementInitiation	INTEGER ::= 10
id-measurementReporting	INTEGER ::= 11
id-measurementTermination	INTEGER ::= 12
id-pagingRequest	INTEGER ::= 13
id-physicalChannelReconfiguration	INTEGER ::= 14
id-privateMessage	INTEGER ::= 15
id-radioLinkAddition	INTEGER ::= 16
id-radioLinkDeletion	INTEGER ::= 17
id-radioLinkFailure	INTEGER ::= 18
id-radioLinkRestoration	INTEGER ::= 19
id-radioLinkSetup	INTEGER ::= 20
id-srnsRelocationCommit	INTEGER ::= 21
id-synchronisedRadioLinkReconfigurationCancellation	INTEGER ::= 22
id-synchronisedRadioLinkReconfigurationCommit	INTEGER ::= 23
id-synchronisedRadioLinkReconfigurationPrepare	INTEGER ::= 24
id-unSynchronisedRadioLinkReconfiguration	INTEGER ::= 25
id-uplinkSignallingTransferFDD	INTEGER ::= 26
id-uplinkSignallingTransferTDD	INTEGER ::= 27

-- *****

--

-- Extension constants

--

-- *****

maxPrivateIEs	INTEGER ::= 65535
maxProtocolExtensions	INTEGER ::= 65535
maxProtocolIEs	INTEGER ::= 65535

-- *****

--

-- Lists

--

-- *****

```

maxCodeNumComp-1          INTEGER ::= 255
maxRateMatching           INTEGER ::= 256
maxNoCodeGroups           INTEGER ::= 256
maxNoOfDSCHs              INTEGER ::= 10
maxNoOfRB                  INTEGER ::= 32
maxNoOfUSCHs              INTEGER ::= 10
maxNoTFCIGroups           INTEGER ::= 256
maxNrOfTFCs                INTEGER ::= 1024
maxNrOfTFs                 INTEGER ::= 32
maxNrOfCCTrCHs            INTEGER ::= 16
maxNrOfDCHs                INTEGER ::= 128
maxNrOfDL-Codes            INTEGER ::= 8
maxNrOfDPCHs               INTEGER ::= 240
maxNrOfErrors              INTEGER ::= 256
maxNrOfMACcshSDU-Length   INTEGER ::= 16
maxNrOfPoints              INTEGER ::= 15
maxNrOfRLs                 INTEGER ::= 16
maxNrOfRLSets              INTEGER ::= maxNrOfRLs
maxNrOfRLs-1               INTEGER ::= 15 -- maxNrOfRLs - 1
maxNrOfRLs-2               INTEGER ::= 14 -- maxNrOfRLs - 2
maxNrOfSCCPCHs             INTEGER ::= 10
maxNrOfULTs                INTEGER ::= 15
maxNrOfDLTs                INTEGER ::= 15
maxRNCinURA-1            INTEGER ::= 15
maxTTI-Count               INTEGER ::= 4
maxCTFC                    INTEGER ::= 16777215
maxNrOfNeighbouringRNCs    INTEGER ::= 10
maxNrOfFDDNeighboursPerRNC INTEGER ::= 256
maxNrOfTDDNeighboursPerRNC INTEGER ::= 256
maxFACHCountPlus1         INTEGER ::= 10
maxIBSEG                   INTEGER ::= 16
maxTFCI1Combs              INTEGER ::= 512
maxTFCI2Combs              INTEGER ::= 1024
maxTFCI2Combs-1           INTEGER ::= 1023
maxTGPS                    INTEGER ::= 6
maxNrOfTS                  INTEGER ::= 15

-- *****
--
-- IEs
--
-- *****

id-AllowedQueuingTime      INTEGER ::= 4
id-BindingID               INTEGER ::= 5
id-C-ID                    INTEGER ::= 6
id-C-RNTI                  INTEGER ::= 7
id-CFN                      INTEGER ::= 8
id-CN-CS-DomainIdentifier  INTEGER ::= 9
id-CN-PS-DomainIdentifier  INTEGER ::= 10
id-Cause                    INTEGER ::= 11

```

id-CellItem-PagingRqst	INTEGER ::= 12
id-CombiningItem-RL-AdditionFailureFDD	INTEGER ::= 15
id-CombiningItem-RL-AdditionRspFDD	INTEGER ::= 16
id-CombiningItem-RL-AdditionRspTDD	INTEGER ::= 17
id-CombiningItem-RL-SetupFailureFDD	INTEGER ::= 18
id-CombiningItem-RL-SetupRspFDD	INTEGER ::= 19
id-CriticalityDiagnostics	INTEGER ::= 20
id-D-RNTI	INTEGER ::= 21
id-D-RNTI-ReleaseIndication	INTEGER ::= 22
id-DCH-AddList-RL-ReconfPrepFDD	INTEGER ::= 26
id-DCH-AddList-RL-ReconfPrepTDD	INTEGER ::= 27
id-DCH-AddList-RL-ReconfRqstFDD	INTEGER ::= 28
id-DCH-AddList-RL-ReconfRqstTDD	INTEGER ::= 29
id-DCH-DeleteList-RL-ReconfPrepFDD	INTEGER ::= 30
id-DCH-DeleteList-RL-ReconfPrepTDD	INTEGER ::= 31
id-DCH-DeleteList-RL-ReconfRqstFDD	INTEGER ::= 32
id-DCH-DeleteList-RL-ReconfRqstTDD	INTEGER ::= 33
id-DCH-Information-RL-SetupRqstFDD	INTEGER ::= 34
id-DCH-InformationList-RL-SetupRqstTDD	INTEGER ::= 35
id-DCH-ModifyList-RL-ReconfPrepFDD	INTEGER ::= 39
id-DCH-ModifyList-RL-ReconfPrepTDD	INTEGER ::= 40
id-DCH-ModifyList-RL-ReconfRqstFDD	INTEGER ::= 41
id-DCH-ModifyList-RL-ReconfRqstTDD	INTEGER ::= 42
id-DCH-InformationResponseListIE-RL-SetupRspTDD	INTEGER ::= 43
id-DL-CCTrCH-InformationAddItem-RL-ReconfPrepTDD	INTEGER ::= 44
id-DL-CCTrCH-InformationListIE-RL-ReconfReadyTDD	INTEGER ::= 45
id-DL-CCTrCH-InformationDeleteItem-RL-ReconfRqstTDD	INTEGER ::= 46
id-DL-CCTrCH-InformationItem-RL-SetupRqstTDD	INTEGER ::= 47
id-DL-CCTrCH-InformationListIE-PhyChReconfRqstTDD	INTEGER ::= 48
id-DL-CCTrCH-InformationListIE-RL-AdditionRspTDD	INTEGER ::= 49
id-DL-CCTrCH-InformationListIE-RL-SetupRspTDD	INTEGER ::= 50
id-DL-CCTrCH-InformationAddList-RL-ReconfPrepTDD	INTEGER ::= 51
id-DL-CCTrCH-InformationDeleteList-RL-ReconfRqstTDD	INTEGER ::= 52
id-DL-CCTrCH-InformationList-RL-SetupRqstTDD	INTEGER ::= 53
id-DL-CodeInformationListIE-PhyChReconfRqstFDD	INTEGER ::= 54
id-DL-CodeInformationListIE-RL-AdditionFailureFDD	INTEGER ::= 55
id-DL-CodeInformationListIE-RL-AdditionRspFDD	INTEGER ::= 56
id-DL-CodeInformationListIE-RL-ReconfReadyFDD	INTEGER ::= 57
id-DL-CodeInformationListIE-RL-SetupFailureFDD	INTEGER ::= 58
id-DL-DPCH-Information-RL-ReconfPrepFDD	INTEGER ::= 59
id-DL-DPCH-Information-RL-SetupRqstFDD	INTEGER ::= 60
id-DL-DPCH-Information-RL-ReconfRqstFDD	INTEGER ::= 61
id-DL-DPCH-InformationItem-PhyChReconfRqstTDD	INTEGER ::= 62
id-DL-DPCH-InformationItem-RL-AdditionRspTDD	INTEGER ::= 63
id-DL-DPCH-InformationItem-RL-SetupRspTDD	INTEGER ::= 64
id-DLReferencePower	INTEGER ::= 67
id-DLReferencePowerList-DL-PC-Rqst	INTEGER ::= 68
id-DL-ReferencePowerInformation-DL-PC-Rqst	INTEGER ::= 69
id-DRXCycleLengthCoefficient	INTEGER ::= 70
id-DedicatedMeasurementObjectType-DM-Rprt	INTEGER ::= 71
id-DedicatedMeasurementObjectType-DM-Rqst	INTEGER ::= 72

id-DedicatedMeasurementObjectType-DM-Rsp	INTEGER ::= 73
id-DedicatedMeasurementType	INTEGER ::= 74
id-DiversityIndicationItem-RL-AdditionFailureFDD	INTEGER ::= 75
id-DiversityIndicationItem-RL-AdditionRspFDD	INTEGER ::= 76
id-DiversityIndicationItem-RL-AdditionRspTDD	INTEGER ::= 77
id-DiversityIndicationItem-RL-SetupFailureFDD	INTEGER ::= 78
id-DiversityIndicationItem-RL-SetupRspFDD	INTEGER ::= 79
id-FACH-InfoForDRNCSelectedS-CCPCH-CTCH-ResourceRspFDD	INTEGER ::= 80
id-FACH-InfoForDRNCSelectedS-CCPCH-CTCH-ResourceRspTDD	INTEGER ::= 81
id-FACH-InfoForUESelectedS-CCPCH-CTCH-ResourceRspFDD	INTEGER ::= 82
id-FACH-InfoForUESelectedS-CCPCH-CTCH-ResourceRspTDD	INTEGER ::= 83
id-IMSI	INTEGER ::= 84
id-L3-Information	INTEGER ::= 85
id-MAC-c-sh-SDU-LengthListIE-CTCH-ResourceRspFDD	INTEGER ::= 86
id-MAC-c-sh-SDU-LengthListIE-CTCH-ResourceRspTDD	INTEGER ::= 87
id-MAC-c-sh-SDU-LengthListIE-option-CTCH-ResourceRspFDD	INTEGER ::= 88
id-MAC-c-sh-SDU-LengthListIE-option-CTCH-ResourceRspTDD	INTEGER ::= 89
id-AdjustmentPeriod	INTEGER ::= 90
id-MaxAdjustmentStep	INTEGER ::= 91
id-MeasurementFilterCoefficient	INTEGER ::= 92
id-MeasurementID	INTEGER ::= 93
id-MultipleURAsIndicator	INTEGER ::= 94
id-Neighbouring-CellInformationItem-RL-SetupFailureFDD	INTEGER ::= 95
id-Neighbouring-CellInformationItem-RL-SetupRsp	INTEGER ::= 96
id-NonCombiningItem-RL-AdditionFailureFDD	INTEGER ::= 97
id-NonCombiningItem-RL-AdditionRspFDD	INTEGER ::= 98
id-NonCombiningItem-RL-AdditionRspTDD	INTEGER ::= 99
id-NonCombiningOrFirstRLItem-RL-SetupFailureFDD	INTEGER ::= 100
id-NonCombiningOrFirstRLItem-RL-SetupRspFDD	INTEGER ::= 101
id-PagingArea-PagingRqst	INTEGER ::= 102
id-PriorityIndicatorAndInitialWindowSizeListIE-CTCH-ResourceRspFDD	INTEGER ::= 103
id-PriorityIndicatorAndInitialWindowSizeListIE-CTCH-ResourceRspTDD	INTEGER ::= 104
id-PriorityIndicatorAndInitialWindowSizeListIE-option-CTCH-ResourceRspFDD	INTEGER ::= 105
id-PriorityIndicatorAndInitialWindowSizeListIE-option-CTCH-ResourceRspTDD	INTEGER ::= 106
id-PowerAdjustmentType	INTEGER ::= 107
id-ProcedureScope-DL-PC-Rqst	INTEGER ::= 108
id-RANAP-RelocationInformation	INTEGER ::= 109
id-RL-Information-PhyChReconfRqstFDD	INTEGER ::= 110
id-RL-Information-PhyChReconfRqstTDD	INTEGER ::= 111
id-RL-Information-RL-AdditionRqstFDD	INTEGER ::= 112
id-RL-Information-RL-AdditionRqstTDD	INTEGER ::= 113
id-RL-Information-RL-DeletionRqst	INTEGER ::= 114
id-RL-Information-RL-FailureInd	INTEGER ::= 115
id-RL-Information-RL-ReconfPrepFDD	INTEGER ::= 116
id-RL-Information-RL-RestoreInd	INTEGER ::= 117
id-RL-Information-RL-SetupRqstFDD	INTEGER ::= 118
id-RL-Information-RL-SetupRqstTDD	INTEGER ::= 119
id-RL-InformationItem-DM-Rprt	INTEGER ::= 120
id-RL-InformationItem-DM-Rqst	INTEGER ::= 121
id-RL-InformationItem-DM-Rsp	INTEGER ::= 122
id-RL-InformationItem-RL-SetupRqstFDD	INTEGER ::= 123

id-RL-InformationList-RL-AdditionRqstFDD	INTEGER ::= 124
id-RL-InformationList-RL-DeletionRqst	INTEGER ::= 125
id-RL-InformationList-RL-ReconfPrepFDD	INTEGER ::= 126
id-RL-InformationResponse-RL-AdditionRspTDD	INTEGER ::= 127
id-RL-InformationResponse-RL-ReconfReadyTDD	INTEGER ::= 128
id-RL-InformationResponse-RL-SetupRspTDD	INTEGER ::= 129
id-RL-InformationResponseItem-RL-AdditionRspFDD	INTEGER ::= 130
id-RL-InformationResponseItem-RL-ReconfReadyFDD	INTEGER ::= 131
id-RL-InformationResponseItem-RL-ReconfRsp	INTEGER ::= 132
id-RL-InformationResponseItem-RL-SetupRspFDD	INTEGER ::= 133
id-RL-InformationResponseList-RL-AdditionRspFDD	INTEGER ::= 134
id-RL-InformationResponseList-RL-ReconfReadyFDD	INTEGER ::= 135
id-RL-InformationResponseList-RL-ReconfRsp	INTEGER ::= 136
id-RL-InformationResponseList-RL-SetupRspFDD	INTEGER ::= 137
id-RLItem-DM-Rprt	INTEGER ::= 138
id-RLItem-DM-Rqst	INTEGER ::= 139
id-RLItem-DM-Rsp	INTEGER ::= 140
id-RL-ReconfigurationFailure-RL-ReconfFail	INTEGER ::= 141
id-RL-Set-InformationItem-DM-Rprt	INTEGER ::= 143
id-RL-Set-InformationItem-DM-Rqst	INTEGER ::= 144
id-RL-Set-InformationItem-DM-Rsp	INTEGER ::= 145
id-RL-Set-Information-RL-FailureInd	INTEGER ::= 146
id-RL-Set-Information-RL-RestoreInd	INTEGER ::= 147
id-RL-SetItem-DM-Rprt	INTEGER ::= 148
id-RL-SetItem-DM-Rqst	INTEGER ::= 149
id-RL-SetItem-DM-Rsp	INTEGER ::= 150
id-RNCsWithCellsInTheAccessedURA-List-UL-ST-IndFDD	INTEGER ::= 151
id-ReportCharacteristics	INTEGER ::= 152
id-Reporting-Object-RL-FailureInd	INTEGER ::= 153
id-Reporting-Object-RL-RestoreInd	INTEGER ::= 154
id-S-RNTI	INTEGER ::= 155
id-SAI	INTEGER ::= 156
id-SRNC-ID	INTEGER ::= 157
id-SecondaryCCPCHListIE-CTCH-ResourceRspTDD	INTEGER ::= 158
id-SuccessfulRL-InformationResponse-RL-AdditionFailureFDD	INTEGER ::= 159
id-SuccessfulRL-InformationResponse-RL-SetupFailureFDD	INTEGER ::= 160
id-SuccessfulRL-InformationResponseList-RL-AdditionFailureFDD	INTEGER ::= 161
id-SuccessfulRL-InformationResponseList-RL-SetupFailureFDD	INTEGER ::= 162
id-TransportBearerID	INTEGER ::= 163
id-TransportBearerRequestIndicator	INTEGER ::= 164
id-TransportLayerAddress	INTEGER ::= 165
id-UC-ID	INTEGER ::= 166
id-UL-CCTrCH-AddInformation-RL-ReconfPrepTDD	INTEGER ::= 167
id-UL-CCTrCH-InformationAddItem-RL-ReconfRqstTDD	INTEGER ::= 168
id-UL-CCTrCH-InformationAddList-RL-ReconfPrepTDD	INTEGER ::= 169
id-UL-CCTrCH-InformationAddList-RL-ReconfRqstTDD	INTEGER ::= 170
id-UL-CCTrCH-InformationItem-RL-SetupRqstTDD	INTEGER ::= 171
id-UL-CCTrCH-InformationList-RL-SetupRqstTDD	INTEGER ::= 172
id-UL-CCTrCH-InformationListIE-PhyChReconfRqstTDD	INTEGER ::= 173
id-UL-CCTrCH-InformationListIE-RL-AdditionRspTDD	INTEGER ::= 174
id-UL-CCTrCH-InformationListIE-RL-ReconfReadyTDD	INTEGER ::= 175

id-UL-CCTrCH-InformationListIE-RL-SetupRspTDD	INTEGER ::= 176
id-UL-DPCH-Information-RL-ReconfPrepFDD	INTEGER ::= 177
id-UL-DPCH-Information-RL-ReconfRqstFDD	INTEGER ::= 178
id-UL-DPCH-Information-RL-SetupRqstFDD	INTEGER ::= 179
id-UL-DPCH-InformationItem-PhyChReconfRqstTDD	INTEGER ::= 180
id-UL-DPCH-InformationItem-RL-AdditionRspTDD	INTEGER ::= 181
id-UL-DPCH-InformationItem-RL-SetupRspTDD	INTEGER ::= 182
id-UL-DPCH-InformationAddListIE-RL-ReconfReadyTDD	INTEGER ::= 183
id-UL-SIRTarget	INTEGER ::= 184
id-URA-ID	INTEGER ::= 185
id-URAItem-PagingRqst	INTEGER ::= 186
id-UnsuccessfulRL-InformationResponse-RL-AdditionFailureFDD	INTEGER ::= 188
id-UnsuccessfulRL-InformationResponse-RL-SetupFailureFDD	INTEGER ::= 189
id-UnsuccessfulRL-InformationResponse-RL-SetupFailureTDD	INTEGER ::= 190
id-UnsuccessfulRL-InformationResponseList-RL-AdditionFailureFDD	INTEGER ::= 191
id-UnsuccessfulRL-InformationResponseList-RL-SetupFailureFDD	INTEGER ::= 192
id-Active-Pattern-Sequence-Information	INTEGER ::= 193
id-AdjustmentRatio	INTEGER ::= 194
id-All-RLItem-DM-Rqst	INTEGER ::= 195
id-All-RLItem-Set-DM-Rqst	INTEGER ::= 196
id-CauseLevel-RL-AdditionFailureFDD	INTEGER ::= 197
id-CauseLevel-RL-AdditionFailureTDD	INTEGER ::= 198
id-CauseLevel-RL-ReconfFailure	INTEGER ::= 199
id-CauseLevel-RL-SetupFailureFDD	INTEGER ::= 200
id-CauseLevel-RL-SetupFailureTDD	INTEGER ::= 201
id-DCH-InformationResponseListIE-RL-ReconfReadyFDD	INTEGER ::= 202
id-DCH-InformationResponseListIE-RL-ReconfReadyTDD	INTEGER ::= 203
id-DCH-InformationResponseListIE-RL-ReconfRsp	INTEGER ::= 204
id-DL-CCTrCH-InformationDeleteItem-RL-ReconfPrepTDD	INTEGER ::= 205
id-DL-CCTrCH-InformationModifyItem-RL-ReconfPrepTDD	INTEGER ::= 206
id-DL-CCTrCH-InformationModifyItem-RL-ReconfRqstTDD	INTEGER ::= 207
id-DL-CCTrCH-InformationDeleteList-RL-ReconfPrepTDD	INTEGER ::= 208
id-DL-CCTrCH-InformationModifyList-RL-ReconfPrepTDD	INTEGER ::= 209
id-DL-CCTrCH-InformationModifyList-RL-ReconfRqstTDD	INTEGER ::= 210
id-DL-CodeInformationListIE-RL-ReconfRsp	INTEGER ::= 211
id-DL-DPCH-InformationAddListIE-RL-ReconfReadyTDD	INTEGER ::= 212
id-DL-DPCH-InformationDeleteListIE-RL-ReconfReadyTDD	INTEGER ::= 213
id-DL-DPCH-InformationModifyListIE-RL-ReconfReadyTDD	INTEGER ::= 214
id-DSCH-AddList-RL-ReconfPrepTDD	INTEGER ::= 215
id-DSCH-Add-RL-ReconfPrepFDD	INTEGER ::= 216
id-DSCH-DeleteList-RL-ReconfPrepTDD	INTEGER ::= 217
id-DSCH-Delete-RL-ReconfPrepFDD	INTEGER ::= 218
id-DSCH-InformationItem-RL-SetupRqstFDD	INTEGER ::= 219
id-DSCH-InformationListIE-RL-AdditionRspTDD	INTEGER ::= 220
id-DSCH-InformationListIEs-RL-SetupRspTDD	INTEGER ::= 221
id-DSCH-InformationList-RL-SetupRqstTDD	INTEGER ::= 222
id-DSCH-InformationResponseItem-RL-SetupRspFDD	INTEGER ::= 223
id-DSCH-InformationResponseListIE-RL-AdditionFailureFDD	INTEGER ::= 224
id-DSCH-InformationResponseListIE-RL-SetupFailureFDD	INTEGER ::= 225
id-DSCH-Information-RL-SetupRqstFDD	INTEGER ::= 226
id-DSCH-ModifyList-RL-ReconfPrepTDD	INTEGER ::= 227

id-DSCH-Modify-RL-ReconfPrepFDD	INTEGER ::= 228
id-DSCHToBeAddedOrModifiedIE-RL-ReconfReadyFDD	INTEGER ::= 229
id-DSCHToBeAddedOrModifiedList-RL-ReconfReadyTDD	INTEGER ::= 230
id-GA-AccessPointPosition	INTEGER ::= 231
id-GA-Cell	INTEGER ::= 232
id-GeneralCauseItem-RL-AdditionFailureFDD	INTEGER ::= 233
id-GeneralCauseItem-RL-AdditionFailureTDD	INTEGER ::= 234
id-GeneralCauseItem-RL-ReconfFailure	INTEGER ::= 235
id-GeneralCauseItem-RL-SetupFailureFDD	INTEGER ::= 236
id-GeneralCauseItem-RL-SetupFailureTDD	INTEGER ::= 237
id-MeasurementAvailableItem-DedicatedMeasurementReport	INTEGER ::= 238
id-MeasurementnotAvailableItem-DedicatedMeasurementReport	INTEGER ::= 239
id-Neighbouring-CellInformationItem-RL-AdditionFailureFDD	INTEGER ::= 240
id-Neighbouring-CellInformationItem-RL-AdditionRsp	INTEGER ::= 241
id-RACH-InfoForDRNCSelectedPRACH-CTCH-ResourceRspFDD	INTEGER ::= 242
id-RACH-InfoForDRNCSelectedPRACH-CTCH-ResourceRspTDD	INTEGER ::= 243
id-RLItem-RL-FailureInd	INTEGER ::= 244
id-RLItem-RL-RestoreInd	INTEGER ::= 245
id-RL-SetItem-RL-FailureInd	INTEGER ::= 246
id-RL-SetItem-RL-RestoreInd	INTEGER ::= 247
id-RLSpecificCauseItem-RL-AdditionFailureFDD	INTEGER ::= 248
id-RLSpecificCauseItem-RL-AdditionFailureTDD	INTEGER ::= 249
id-RLSpecificCauseItem-RL-ReconfFailure	INTEGER ::= 250
id-RLSpecificCauseItem-RL-SetupFailureFDD	INTEGER ::= 251
id-RLSpecificCauseItem-RL-SetupFailureTDD	INTEGER ::= 252
id-RNCsWithCellsInTheAccessedURA-List-CTCH-ResourceRspFDD	INTEGER ::= 253
id-RNCsWithCellsInTheAccessedURA-List-CTCH-ResourceRspTDD	INTEGER ::= 254
id-Transmission-Gap-Pattern-Sequence-Information	INTEGER ::= 255
id-UL-CCTrCH-DeleteInformation-RL-ReconfPrepTDD	INTEGER ::= 256
id-UL-CCTrCH-ModifyInformation-RL-ReconfPrepTDD	INTEGER ::= 257
id-UL-CCTrCH-InformationModifyItem-RL-ReconfRqstTDD	INTEGER ::= 258
id-UL-CCTrCH-InformationDeleteList-RL-ReconfPrepTDD	INTEGER ::= 259
id-UL-CCTrCH-InformationModifyList-RL-ReconfPrepTDD	INTEGER ::= 260
id-UL-CCTrCH-InformationModifyList-RL-ReconfRqstTDD	INTEGER ::= 261
id-UL-CCTrCH-InformationDeleteItem-RL-ReconfRqstTDD	INTEGER ::= 262
id-UL-CCTrCH-InformationDeleteList-RL-ReconfRqstTDD	INTEGER ::= 263
id-UL-DPCH-InformationDeleteListIE-RL-ReconfReadyTDD	INTEGER ::= 264
id-UL-DPCH-InformationModifyListIE-RL-ReconfReadyTDD	INTEGER ::= 265
id-UnsuccessfulRL-InformationResponse-RL-AdditionFailureTDD	INTEGER ::= 266
id-USCH-AddList-RL-ReconfPrepTDD	INTEGER ::= 267
id-USCH-DeleteList-RL-ReconfPrepTDD	INTEGER ::= 268
id-USCH-InformationListIE-RL-AdditionRspTDD	INTEGER ::= 269
id-USCH-InformationListIEs-RL-SetupRspTDD	INTEGER ::= 270
id-USCH-InformationList-RL-SetupRqstTDD	INTEGER ::= 271
id-USCH-ModifyList-RL-ReconfPrepTDD	INTEGER ::= 272
id-USCHToBeAddedOrModifiedList-RL-ReconfReadyTDD	INTEGER ::= 273
id-DL-Physical-Channel-Information-RL-SetupRqstTDD	INTEGER ::= 274
id-UL-Physical-Channel-Information-RL-SetupRqstTDD	INTEGER ::= 275
id-ClosedLoopModel-SupportIndicator	INTEGER ::= 276
id-ClosedLoopMode2-SupportIndicator	INTEGER ::= 277
id-RNCsWithCellsInTheAccessedURA-List-UL-ST-IndTDD	INTEGER ::= 278

```
id-STTD-SupportIndicator
```

```
INTEGER ::= 279
```

```
END
```

9.3.7 Container Definitions

```
-- *****
--
-- Container definitions
--
-- *****

RNSAP-Containers {
itu-t (0) identified-organization (4) etsi (0) mobileDomain (0)
umts-Access (20) modules (3) rnsap (1) version1 (1) rnsap-Containers (5) }

DEFINITIONS AUTOMATIC TAGS ::=

BEGIN

-- *****
--
-- IE parameter types from other modules.
--
-- *****

IMPORTS
    Criticality,
    Presence,
    PrivateIE-ID,
    ProtocolExtensionID,
    ProtocolIE-ID
FROM RNSAP-CommonDataTypes

    maxPrivateIEs,
    maxProtocolExtensions,
    maxProtocolIEs
FROM RNSAP-Constants;

-- *****
--
-- Class Definition for Protocol IES
--
-- *****

RNSAP-PROTOCOL-IES ::= CLASS {
    &id          ProtocolIE-ID          UNIQUE,
    &criticality Criticality,
    &Value,
    &presence    Presence
```

```
}
WITH SYNTAX {
    ID                &id
    CRITICALITY       &criticality
    TYPE              &Value
    PRESENCE          &presence
}

-- *****
--
-- Class Definition for Protocol IEs
--
-- *****

RNSAP-PROTOCOL-IES-PAIR ::= CLASS {
    &id                ProtocolIE-ID                UNIQUE,
    &firstCriticality  Criticality,
    &FirstValue,
    &secondCriticality Criticality,
    &SecondValue,
    &presence          Presence
}
WITH SYNTAX {
    ID                &id
    FIRST CRITICALITY &firstCriticality
    FIRST TYPE        &FirstValue
    SECOND CRITICALITY &secondCriticality
    SECOND TYPE       &SecondValue
    PRESENCE          &presence
}

-- *****
--
-- Class Definition for Protocol Extensions
--
-- *****

RNSAP-PROTOCOL-EXTENSION ::= CLASS {
    &id                ProtocolExtensionID          UNIQUE,
    &criticality       Criticality,
    &Extension,
    &presence          Presence
}
WITH SYNTAX {
    ID                &id
    CRITICALITY       &criticality
    EXTENSION         &Extension
    PRESENCE          &presence
}

-- *****
```

```

--
-- Class Definition for Private IEs
--
-- *****

RNSAP-PRIVATE-IES ::= CLASS {
    &id          PrivateIE-ID,
    &criticality Criticality,
    &Value,
    &presence    Presence
}
WITH SYNTAX {
    ID          &id
    CRITICALITY &criticality
    TYPE       &Value
    PRESENCE   &presence
}

-- *****

-- Container for Protocol IEs
--
-- *****

ProtocolIE-Container {RNSAP-PROTOCOL-IES : IEsSetParam} ::=
    SEQUENCE (SIZE (0..maxProtocolIEs)) OF
    ProtocolIE-Field {{IEsSetParam}}

ProtocolIE-Single-Container {RNSAP-PROTOCOL-IES : IEsSetParam} ::=
    ProtocolIE-Field {{IEsSetParam}}

ProtocolIE-Field {RNSAP-PROTOCOL-IES : IEsSetParam} ::= SEQUENCE {
    id          RNSAP-PROTOCOL-IES.&id          ({IEsSetParam}),
    criticality RNSAP-PROTOCOL-IES.&criticality  ({IEsSetParam}@id),
    value       RNSAP-PROTOCOL-IES.&Value       ({IEsSetParam}@id)
}

-- *****

-- Container for Protocol IE Pairs
--
-- *****

ProtocolIE-ContainerPair {RNSAP-PROTOCOL-IES-PAIR : IEsSetParam} ::=
    SEQUENCE (SIZE (0..maxProtocolIEs)) OF
    ProtocolIE-FieldPair {{IEsSetParam}}

ProtocolIE-FieldPair {RNSAP-PROTOCOL-IES-PAIR : IEsSetParam} ::= SEQUENCE {
    id          RNSAP-PROTOCOL-IES-PAIR.&id          ({IEsSetParam}),
    firstCriticality RNSAP-PROTOCOL-IES-PAIR.&firstCriticality  ({IEsSetParam}@id),
    firstValue     RNSAP-PROTOCOL-IES-PAIR.&FirstValue         ({IEsSetParam}@id),

```

```

    secondCriticality      RNSAP-PROTOCOL-IES-PAIR.&secondCriticality  ({IEsSetParam}{@id}),
    secondValue            RNSAP-PROTOCOL-IES-PAIR.&SecondValue      ({IEsSetParam}{@id})
}

-- *****
--
-- Container Lists for Protocol IE Containers
--
-- *****

ProtocolIE-ContainerList {INTEGER : lowerBound, INTEGER : upperBound, RNSAP-PROTOCOL-IES : IEsSetParam} ::=
    SEQUENCE (SIZE (lowerBound..upperBound)) OF
        ProtocolIE-Container {{IEsSetParam}}

ProtocolIE-ContainerPairList {INTEGER : lowerBound, INTEGER : upperBound, RNSAP-PROTOCOL-IES-PAIR : IEsSetParam} ::=
    SEQUENCE (SIZE (lowerBound..upperBound)) OF
        ProtocolIE-ContainerPair {{IEsSetParam}}

-- *****
--
-- Container for Protocol Extensions
--
-- *****

ProtocolExtensionContainer {RNSAP-PROTOCOL-EXTENSION : ExtensionSetParam} ::=
    SEQUENCE (SIZE (1..maxProtocolExtensions)) OF
        ProtocolExtensionField {{ExtensionSetParam}}

ProtocolExtensionField {RNSAP-PROTOCOL-EXTENSION : ExtensionSetParam} ::= SEQUENCE {
    id                RNSAP-PROTOCOL-EXTENSION.&id                ({ExtensionSetParam}),
    criticality       RNSAP-PROTOCOL-EXTENSION.&criticality       ({ExtensionSetParam}{@id}),
    extensionValue    RNSAP-PROTOCOL-EXTENSION.&Extension         ({ExtensionSetParam}{@id})
}

-- *****
--
-- Container for Private IEs
--
-- *****

PrivateIE-Container {RNSAP-PRIVATE-IES : IEsSetParam} ::=
    SEQUENCE (SIZE (1..maxPrivateIEs)) OF
        PrivateIE-Field {{IEsSetParam}}

PrivateIE-Field {RNSAP-PRIVATE-IES : IEsSetParam} ::= SEQUENCE {
    id                RNSAP-PRIVATE-IES.&id                ({IEsSetParam}),
    criticality       RNSAP-PRIVATE-IES.&criticality       ({IEsSetParam}{@id}),
    value            RNSAP-PRIVATE-IES.&Value            ({IEsSetParam}{@id})
}

END

```

9.4 Message Transfer Syntax

RNSAP shall use the ASN.1 Basic Packed Encoding Rules (BASIC-PER) Aligned Variant as transfer syntax as specified in ref. [20].

9.5 Timers

-

10 Handling of Unknown, Unforeseen and Erroneous Protocol Data

10.1 General

Protocol Error cases can be divided into three classes:

1. Transfer Syntax Error;
2. Abstract Syntax Error;
3. Logical Error.

Protocol errors can occur in the following functions within a receiving node.

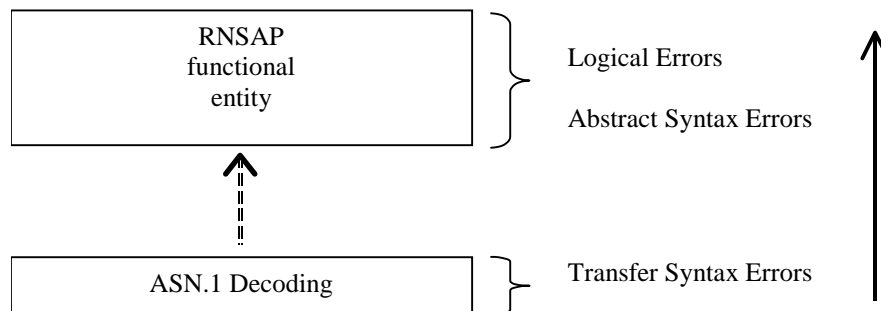


Figure 34: Protocol Errors in RNSAP

10.2 Transfer Syntax Error

A Transfer Syntax Error occurs when the receiver is not able to decode the received physical message. Transfer syntax errors are always detected in the process of ASN.1 decoding. If a Transfer Syntax Error occurs, the receiver should initiate Error Indication procedure with appropriate cause value for the Transfer Syntax protocol error.

Examples for Transfer Syntax Errors are:

- violation of value ranges in ASN.1 definition of messages. e.g.: If an IE has a defined value range of 0 to 10 (ASN.1: INTEGER (0..10)), and 12 will be received, then this will be treated as a transfer syntax error;
- violation in list element constraints. e.g.: If a list is defined as containing 1 to 10 elements, and 12 elements will be received, then this case will be handled as a transfer syntax error;
- missing mandatory elements in ASN.1 SEQUENCE definitions (as sent by the originator of the message);
- wrong order of elements in ASN.1 SEQUENCE definitions (as sent by the originator of the message).

10.3 Abstract Syntax Error

10.3.1 General

An Abstract Syntax Error occurs when the receiving functional RNSAP entity:

1. receives IEs or IE groups that cannot be understood (unknown IE id);
2. receives IEs for which the logical range is violated (e.g.: ASN.1 definition: 0 to 15, the logical range is 0 to 10 (values 11 to 15 are undefined), and 12 will be received; this case will be handled as an abstract syntax error using criticality information sent by the originator of the message);
3. does not receive IEs or IE groups but according to the specified presence of the concerning object, the IEs or IE groups should have been present in the received message
4. receives IEs or IE groups that are defined to be part of that message in wrong order or with too many occurrences of the same IE or IE group

Cases 1 and 2 (not comprehended IE/IE group) are handled based on received Criticality information. Case 3 (missing IE/IE group) is handled based on Criticality information and Presence information for the missing IE/IE group specified in the version of the specification used by the receiver. Case 4 (IEs or IE groups in wrong order or with too many occurrences) results in rejecting the procedure.

If an Abstract Syntax Error occurs, the receiver shall read the remaining message and shall then for each detected Abstract Syntax Error that belong to cases 1-3 act according to the Criticality Information and Presence Information for the IE/IE group due to which Abstract Syntax Error occurred in accordance with subclauses 10.3.4 and 10.3.5. The handling of case 4 is specified in subclause 10.3.7.

10.3.2 Criticality Information

In the RNSAP messages there is criticality information set for individual IEs and/or IE groups. This criticality information instructs the receiver how to act when receiving an IE or an IE group that is not comprehended, i.e. the entire item (IE or IE group) which is not (fully or partially) comprehended shall be treated in accordance with its own criticality information as specified in subclause 10.3.4.

In addition, the criticality information is used in case of the missing IE/IE group abstract syntax error (see subclause 10.3.5).

The receiving node shall take different actions depending on the value of the Criticality Information. The three possible values of the Criticality Information for an IE/IE group are:

1. Reject IE;
2. Ignore IE and Notify Sender;
3. Ignore IE.

The following rules restrict when a receiving entity may consider an IE, an IE group or an EP not comprehended (not implemented), and when action based on criticality information is applicable:

1. IE or IE group: When one new or modified IE or IE group is implemented for one EP from a standard version, then other new or modified IEs or IE groups specified for that EP in that standard version shall be considered comprehended by a receiving entity (some may still remain unsupported).

Note that this restriction is not applicable to a sending entity for constructing messages.

2. EP: The comprehension of different EPs within a standard version or between different standard versions is not mandated. Any EP that is not supported may be considered not comprehended, even if another EP from that standard version is comprehended, and action based on criticality shall be applied.

10.3.3 Presence Information

For many IEs/IE groups which are optional according to the ASN.1 transfer syntax, RNSAP specifies separately if the presence of these IEs/IE groups is optional or mandatory with respect to RNS application by means of the presence field of the concerning object of class RNSAP-PROTOCOL-IES, RNSAP-PROTOCOL-IES-PAIR, RNSAP-PROTOCOL-EXTENSION or RNSAP-PRIVATE-IES.

The presence field of the indicated classes supports three values:

1. Optional;
2. Conditional;
3. Mandatory.

If an IE/IE group is not included in a received message and the presence of the IE/IE group is mandatory or the presence is conditional and the condition is true according to the version of the specification used by the receiver, an abstract syntax error occurs due to a missing IE/IE group.

10.3.4 Not Comprehended IE/IE group

10.3.4.1 Procedure ID

The receiving node shall treat the different types of received criticality information of the *Procedure ID* according to the following:

Reject IE:

- if a message is received with a *Procedure ID* marked with "*Reject IE*" which the receiving node does not comprehend, the receiving node shall reject the procedure using the Error Indication procedure.

Ignore IE and Notify Sender:

- if a message is received with a *Procedure ID* marked with "*Ignore IE and Notify Sender*" which the receiving node does not comprehend, the receiving node shall ignore the procedure and initiate the Error Indication procedure.

Ignore IE:

- if a message is received with a *Procedure ID* marked with "*Ignore IE*" which the receiving node does not comprehend, the receiving node shall ignore the procedure.

10.3.4.2 IEs other than the Procedure ID

The receiving node shall treat the different types of received criticality information of an IE/IE group other than the *Procedure ID* according to the following:

Reject IE:

- if a message *initiating* a procedure is received containing one or more IEs/IE groups marked with "*Reject IE*" which the receiving node does not comprehend; none of the functional requests of the message shall be executed. The receiving node shall reject the procedure and report the rejection of one or more IEs/IE groups using the message normally used to report unsuccessful outcome of the procedure.
- if a message *initiating* a procedure that does not have a message to report unsuccessful outcome is received containing one or more IEs/IE groups marked with "*Reject IE*" which the receiving node does not comprehend, the receiving node shall initiate the Error Indication procedure.
- if a *response* message is received containing one or more IEs/IE groups marked with "*Reject IE*", that the receiving node does not comprehend, the receiving node shall initiate local error handling.

Ignore IE and Notify Sender:

- if a message *initiating* a procedure is received containing one or more IEs/IE groups marked with "*Ignore IE and Notify Sender*" which the receiving node does not comprehend, the receiving node shall ignore the content of the not comprehended IEs/IE groups, continue with the procedure as if the not comprehended IEs/IE groups were not received (except for the reporting) using the understood IEs/IE groups, and report in the response message of the procedure that one or more IEs/IE groups have been ignored.
- if a message *initiating* a procedure that does not have a message to report the outcome of the procedure is received containing one or more IEs/IE groups marked with "*Ignore IE and Notify Sender*" which the receiving node does not comprehend, the receiving node shall ignore the content of the not comprehended IEs/IE groups, continue with the procedure as if the not comprehended IEs/IE groups were not received (except for the reporting) using the understood IEs/IE groups, and initiate the Error Indication procedure to report that one or more IEs/IE groups have been ignored.
- if a *response* message is received containing one or more IEs/IE groups marked with "*Ignore IE and Notify Sender*" which the receiving node does not comprehend, the receiving node shall ignore the content of the not comprehended IEs/IE groups and initiate the Error Indication procedure.

Ignore IE:

- if a message *initiating* a procedure is received containing one or more IEs/IE groups marked with "*Ignore IE*" which the receiving node does not comprehend, the receiving node shall ignore the content of the not comprehended IEs/IE groups and continue with the procedure as if the not comprehended IEs/IE groups were not received using the understood IEs/IE groups.

10.3.5 Missing IE or IE group

The receiving node shall treat the missing IE/IE group according to the criticality information for the missing IE/IE group in the received message specified in the version of this specification used by the receiver:

Reject IE:

- if a received message *initiating* a procedure is missing one or more IEs/IE groups with specified criticality "*Reject IE*"; none of the functional requests of the message shall be executed. The receiving node shall reject the procedure and report the missing IEs/IE groups using the message normally used to report unsuccessful outcome of the procedure.
- if a received message *initiating* a procedure that does not have a message to report unsuccessful outcome is missing one or more IEs/IE groups with specified criticality "*Reject IE*", the receiving node shall initiate the Error Indication procedure.
- if a received *response* message is missing one or more IEs/IE groups with specified criticality "*Reject IE*", the receiving node shall initiate local error handling.

Ignore IE and Notify Sender:

- if a received message *initiating* a procedure is missing one or more IEs/IE groups with specified criticality "*Ignore IE and Notify Sender*", the receiving node shall continue with the procedure based on the other IEs/IE groups present in the message and report in the response message of the procedure that one or more IEs/IE groups were missing.
- if a received message *initiating* a procedure that does not have a message to report the outcome of the procedure is missing one or more IEs/IE groups with specified criticality "*Ignore IE and Notify Sender*", the receiving node shall continue with the procedure based on the other IEs/IE groups present in the message and initiate the Error Indication procedure to report that one or more IEs/IE groups were missing.
- if a received *response* message is missing one or more IEs/IE groups with specified criticality "*Ignore IE and Notify Sender*", the receiving node shall initiate the Error Indication procedure.

Ignore IE:

- if a received message *initiating* a procedure is missing one or more IEs/IE groups with specified criticality "*Ignore IE*", the receiving node shall continue with the procedure based on the other IEs/IE groups present in the message.

10.3.6 IEs or IE groups received in wrong order or with too many occurrences

If a message with IEs or IE groups in wrong order or with too many occurrences is received, the receiving node shall behave according to the following:

- If a message *initiating* a procedure is received containing IEs or IE groups in wrong order or with too many occurrences, none of the functional requests of the message shall be executed. The receiving node shall reject the procedure and report the cause value "Abstract Syntax Error (Falsely Constructed Message)" using the message normally used to report unsuccessful outcome of the procedure.
- If a message *initiating* a procedure that does not have a message to report unsuccessful outcome is received containing IEs or IE groups in wrong order or with too many occurrences, the receiving node shall initiate the Error Indication procedure, and use cause value "Abstract Syntax Error (Falsely Constructed Message)".
- If a *response* message is received containing IEs or IE groups in wrong order or with too many occurrences, the receiving node shall initiate local error handling.

10.4 Logical Error

Logical error situations occur when a message is comprehended correctly, but the information contained within the message is not valid (i.e. semantic error), or describes a procedure which is not compatible with the state of the receiver. In these conditions, the following behaviour shall be performed (unless otherwise specified) as defined by the class of the elementary procedure, irrespective of the criticality information of the IEs/IE groups containing the erroneous values.

Class 1:

Where the logical error occurs in a request message of a class 1 procedure, and the procedure has a failure message, the failure message shall be sent with an appropriate cause value. Typical cause values are:

Protocol Causes:

1. Semantic Error;
2. Message not Compatible with Receiver State.

Where the logical error is contained in a request message of a class 1 procedure, and the procedure does not have a failure message, the Error Indication procedure shall be initiated with an appropriate cause value.

Where the logical error exists in a response message of a class 1 procedure, local error handling shall be initiated.

Class 2:

Where the logical error occurs in a message of a class 2 procedure, the Error Indication procedure shall be initiated with an appropriate cause value.

Annex A (informative): Change history

Change history					
TSG RAN#	Version	CR	Tdoc RAN	New Version	Subject/Comment
RAN_06	-	-	RP-99755	3.0.0	Approved at TSG RAN #6 and placed under Change Control
RAN_07	3.0.0	-	RP-000100	3.1.0	Approved at TSG RAN #7
RAN_07	3.0.0	-	RP-000143	3.1.0	Approved at TSG RAN #7
RAN_07	3.0.0	-	RP-000146	3.1.0	Approved at TSG RAN #7
RAN_08	3.1.0	-	RP-000241	3.2.0	Approved at TSG RAN #8
RAN_08	3.1.0	-	RP-000242	3.2.0	Approved at TSG RAN #8
RAN_08	3.1.0	-	RP-000243	3.2.0	Approved at TSG RAN #8
RAN_08	3.1.0	-	RP-000244	3.2.0	Approved at TSG RAN #8
RAN_09	3.2.0	145- 149, 151- 154, 156- 164, 166 167	RP-000379	3.3.0	Approved at TSG RAN #9
RAN_09	3.2.0	168 169 171 173 174 176 178- 180 183- 193	RP-000380	3.3.0	Approved at TSG RAN #9
RAN_09	3.2.0	194- 200-	RP-000381	3.3.0	Approved at TSG RAN #9

History

Document history		
V3.0.0	January 2000	Publication
V3.1.0	March 2000	Publication
V3.2.0	June 2000	Publication
V3.3.0	September 2000	Publication