

ETSI TS 125 426 V3.9.0 (2002-06)

Technical Specification

**Universal Mobile Telecommunications System (UMTS);
UTRAN Iur and Iub interface data transport & transport
signalling for DCH data streams
(3GPP TS 25.426 version 3.9.0 Release 1999)**



Reference

RTS/TSGR-0325426v390

Keywords

UMTS

ETSI

650 Route des Lucioles
F-06921 Sophia Antipolis Cedex - FRANCE

Tel.: +33 4 92 94 42 00 Fax: +33 4 93 65 47 16

Siret N° 348 623 562 00017 - NAF 742 C
Association à but non lucratif enregistrée à la
Sous-Préfecture de Grasse (06) N° 7803/88

Important notice

Individual copies of the present document can be downloaded from:

<http://www.etsi.org>

The present document may be made available in more than one electronic version or in print. In any case of existing or perceived difference in contents between such versions, the reference version is the Portable Document Format (PDF). In case of dispute, the reference shall be the printing on ETSI printers of the PDF version kept on a specific network drive within ETSI Secretariat.

Users of the present document should be aware that the document may be subject to revision or change of status. Information on the current status of this and other ETSI documents is available at

<http://portal.etsi.org/tb/status/status.asp>

If you find errors in the present document, send your comment to:

editor@etsi.fr

Copyright Notification

No part may be reproduced except as authorized by written permission.
The copyright and the foregoing restriction extend to reproduction in all media.

© European Telecommunications Standards Institute 2002.
All rights reserved.

DECTTM, **PLUGTESTS**TM and **UMTS**TM are Trade Marks of ETSI registered for the benefit of its Members.
TIPHONTM and the **TIPHON logo** are Trade Marks currently being registered by ETSI for the benefit of its Members.
3GPPTM is a Trade Mark of ETSI registered for the benefit of its Members and of the 3GPP Organizational Partners.

Intellectual Property Rights

IPRs essential or potentially essential to the present document may have been declared to ETSI. The information pertaining to these essential IPRs, if any, is publicly available for **ETSI members and non-members**, and can be found in ETSI SR 000 314: *"Intellectual Property Rights (IPRs); Essential, or potentially Essential, IPRs notified to ETSI in respect of ETSI standards"*, which is available from the ETSI Secretariat. Latest updates are available on the ETSI Web server (<http://webapp.etsi.org/IPR/home.asp>).

Pursuant to the ETSI IPR Policy, no investigation, including IPR searches, has been carried out by ETSI. No guarantee can be given as to the existence of other IPRs not referenced in ETSI SR 000 314 (or the updates on the ETSI Web server) which are, or may be, or may become, essential to the present document.

Foreword

This Technical Specification (TS) has been produced by ETSI 3rd Generation Partnership Project (3GPP).

The present document may refer to technical specifications or reports using their 3GPP identities, UMTS identities or GSM identities. These should be interpreted as being references to the corresponding ETSI deliverables.

The cross reference between GSM, UMTS, 3GPP and ETSI identities can be found under www.etsi.org/key.

Contents

Intellectual Property Rights	2
Foreword.....	2
Foreword.....	4
1 Scope	5
2 References	5
3 Definitions and abbreviations.....	6
3.1 Definitions	6
3.2 Abbreviations	6
4 ATM Layer.....	7
4.1 General	7
4.2 Protection Switching at ATM Layer	7
5 I_{ur} and I_{ub} Data Transport for DCH Data Streams	7
5.1 Introduction	7
5.2 Transport Layer	7
6 Transport Signalling Application for DCH Data Streams.....	7
6.1 ALCAP.....	7
7 Signalling Bearer for ALCAP on I_{ub} Interface	8
7.1 Introduction	8
7.2 Signalling Bearer.....	8
8 Signalling Bearer for ALCAP on I_{ur} Interface.....	8
8.1 Introduction	8
8.2 Signalling Bearer.....	9
Annex A (informative): Change history	10
History	11

Foreword

This Technical Specification (TS) has been produced by ETSI 3rd Generation Partnership Project (3GPP).

The present document may refer to technical specifications or reports using their 3GPP identities, UMTS identities or GSM identities. These should be interpreted as being references to the corresponding ETSI deliverables.

The cross reference between GSM, UMTS, 3GPP and ETSI identities can be found under www.etsi.org/key.

The contents of the present document are subject to continuing work within the TSG and may change following formal TSG approval. Should the TSG modify the contents of the present document, it will be re-released by the TSG with an identifying change of release date and an increase in version number as follows:

Version x.y.z

where:

- x the first digit:
 - 1 presented to TSG for information;
 - 2 presented to TSG for approval;
 - 3 or greater indicates TSG approved document under change control.
- y the second digit is incremented for all changes of substance, i.e. technical enhancements, corrections, updates, etc.
- z the third digit is incremented when editorial only changes have been incorporated in the document.

1 Scope

The present document specifies the transport bearers for the DCH data streams on UTRAN Iur and Iub interfaces. The corresponding Transport Network Control plane is also specified. The physical layer for the transport bearers is outside the scope of the present document.

2 References

The following documents contain provisions which, through reference in this text, constitute provisions of the present document.

- References are either specific (identified by date of publication, edition number, version number, etc.) or non-specific.
- For a specific reference, subsequent revisions do not apply.
- For a non-specific reference, the latest version applies. In the case of a reference to a 3GPP document (including a GSM document), a non-specific reference implicitly refers to the latest version of that document *in the same Release as the present document*.

- [1] 3GPP TS 25.427: "UTRAN Iur and Iub User interface plane protocol for DCH data streams".
- [2] ITU-T Recommendation I.361 (11/95): "B-ISDN ATM layer specification".
- [3] ITU-T Recommendation I.363.2 (9/97): "B-ISDN ATM Adaptation Layer specification; Type 2 AAL".
- [4] ITU-T Recommendation I.366.1 (6/98): "Segmentation and Reassembly Service Specific Convergence Sublayer for the AAL type 2".
- [5] ITU-T Recommendation Q.2630.1 (12/99): "AAL type 2 signalling protocol (Capability Set 1)".
- [6] ITU-T Recommendation E.191 (03/00): "B-ISDN addressing".
- [7] ITU-T Recommendation X.213 (11/95): "Information Technology - Open Systems Interconnection - Systems Interconnection - Network Service Definition".
- [8] ITU-T Recommendation Q.2110 (7/94): "B-ISDN ATM adaptation layer - Service Specific Connection Oriented Protocol (SSCOP)".
- [9] ITU-T Recommendation Q.2130 (7/94): "B-ISDN Signalling ATM adaptation layer - Service Specific Coordination Function for Support of Signalling at the User Network Interface (SSCF at UNI)".
- [10] ITU-T Recommendation Q.2150.2 (12/99): "AAL type 2 signalling transport converter on SSCOP)".
- [11] ITU-T Recommendation Q.2210 (7/96): Message transfer part level 3 functions and messages using the services of the ITU-T Recommendation Q.2140".
- [12] ITU-T Recommendation Q.2140 (2/95): "B-ISDN ATM adaptation layer - Service Specific Coordination Function for Support of Signalling at the Network Node Interface (SSCF at NNI)".
- [13] New ITU-T Recommendation Q.2150.1 (12/99): "AAL type 2 signalling transport converter on broadband MTP".
- [14] IETF RFC 791 (September 1981): "Internet Protocol".
- [15] IETF RFC 1483 (July 1993): "Multiprotocol Encapsulation over ATM Adaptation Layer 5".
- [16] IETF RFC 2225 (April 1998): "Classical IP and ARP over ATM".

- [17] IETF RFC 768 (August 1980): "User Datagram Protocol".
- [18] IETF RFC 2960 (October 2000): "Stream Control Transmission Protocol".
- [19] G. Sidebottom et al, "SS7 MTP3 - User Adaptation Layer", draft-ietf-sigtran-m3ua-04.txt (Work In Progress), IETF, September 2000.
- [20] ITU-T Recommendation I.630 (2/99): "ATM protection switching".
- [21] ITU-T Recommendation Q.Imp2210: "Implementor's guide (03/99) for Recommendation Q.2210 (07/96)".
- [22] ITU-T Recommendation E.164 (5/97): " The international public telecommunication numbering plan ".

3 Definitions and abbreviations

3.1 Definitions

For the purposes of the present document, the following term and definition applies:

ALCAP: transport signalling protocol used to setup and tear down transport bearers

3.2 Abbreviations

For the purposes of the present document, the following abbreviations apply:

AAL2	ATM Adaptation Layer type 2
AESA	ATM End System Address
ATM	Asynchronous Transfer Mode
CPCS	Common Part Convergence Sublayer
CPS	Common Part Sublayer
DCH	Dedicated Channel
M3UA	SS7 MTP3 User Adaptation layer
MTP	Message Transfer Part
NNI	Network-Node Interface
NSAP	Network Service Access Point
SAAL	Signalling ATM Adaptation Layer
SAR	Segmentation and Reassembly
SCTP	Stream Control Transmission Protocol
SSCF	Service Specific Co-ordination Function
SSCOP	Service Specific Connection Oriented Protocol
SSCS	Service Specific Convergence Sublayer
SSSAR	Service Specific Segmentation and Reassembly sublayer
STC	Signalling Transport Converter
UNI	User-Network Interface

4 ATM Layer

4.1 General

ATM shall be used in the transport network user plane and transport network control plane according to I.361 [2].

4.2 Protection Switching at ATM Layer

If redundancy of pathways at ATM Layer between RNC and Node B is supported, it shall be implemented using ATM Protection Switching according to I.630 [20].

5 I_{ur} and I_{ub} Data Transport for DCH Data Streams

5.1 Introduction

The Frame Protocol for DCH data streams [1] is the user of the transport layer specified in the present document.

5.2 Transport Layer

Asynchronous Transfer Mode (ATM) [2] and ATM Adaptation Layer type 2 (AAL2) [3, 4] are used as a transport layer for DCH data streams on I_{ur} and I_{ub} interfaces. Service Specific Segmentation and Reassembly (SSSAR) sublayer for AAL2 is used for the segmentation and reassembly of AAL2 SDUs.

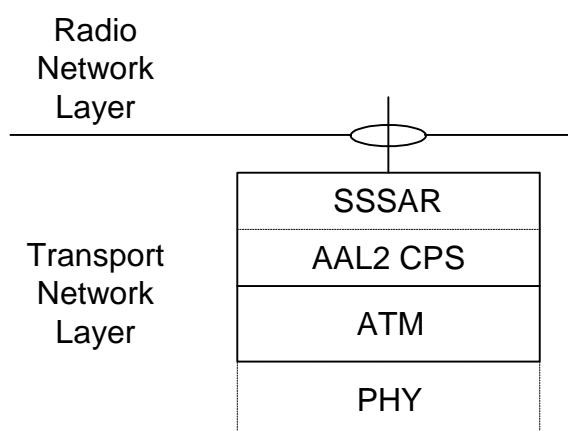


Figure 1: Transport network layer for DCH data streams over I_{ur} and I_{ub} interfaces

6 Transport Signalling Application for DCH Data Streams

6.1 ALCAP

AAL2 signalling protocol Capability Set 1 [5] is the signalling protocol to control AAL2 connections on I_{ub} and I_{ur} interfaces.

Binding ID provided by the radio network layer shall be copied in SUGR parameter of ESTABLISH.request primitive of [5].

User Plane Transport bearers for Iur interface are established and in all normal cases released by the ALCAP in the Serving RNC. The binding identifier shall already be assigned and tied to a radio application procedure when first Establish Request message is received over the Iur interface in the Drift RNC.

User Plane Transport bearers for Iub interface are established and in all normal cases released by the ALCAP in the Controlling RNC. The binding identifier shall already be assigned and tied to a radio application procedure when the Establish Request message is received over the Iub interface in the Node B. In case of a Reset initiated by the CRNC, the ALCAP in the Node B shall release the transport bearers involved in the impacted Node B Communication Contexts. The Node B shall also initiate release of the user plane transport bearers for the removed dedicated channels that were remaining within the cell when the cell is deleted.

AAL2 transport layer addressing is based on embedded E.164 or other AESA variants of the NSAP addressing format [6, 7]. Native E.164 addressing [22] shall not be used.

The AAL2 Link Characteristics parameter (ALC) shall be included in the Establish Request message of AAL2 signalling protocol.

7 Signalling Bearer for ALCAP on I_{ub} Interface

7.1 Introduction

This clause specifies the signalling bearer for the ALCAP on Iub interface.

7.2 Signalling Bearer

SAAL-UNI [8, 9] is used as a signalling bearer for the AAL Type 2 Signalling protocol on Iub interface. Signalling Transport Converter for SSCOP is applied [10]. The following figure shows the signalling bearer protocol stack for the ALCAP on Iub interface.

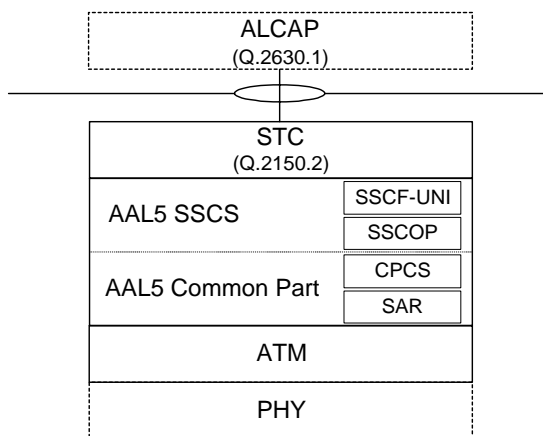


Figure 2: Signalling bearer for ALCAP on Iub interface

8 Signalling Bearer for ALCAP on I_{ur} Interface

8.1 Introduction

This clause specifies the signalling bearer for the ALCAP on the Iur interface.

8.2 Signalling Bearer

There are two protocol stacks specified for Iur ALCAP Signalling Bearer - one based on MTP-3B [11, 21] and SAAL-NNI [12, 8] and the other based on SCTP [18]. Signalling Transport Converter for MTP-3B is applied [13]. MTP-3 User Adaptation Layer (M3UA) for SCTP is applied [19]. Classical IP over ATM is specified in [16]. Multiprotocol Encapsulation over AAL5 is specified in [15]. The following figure shows the signalling bearer protocol stacks for the ALCAP on Iur interface.

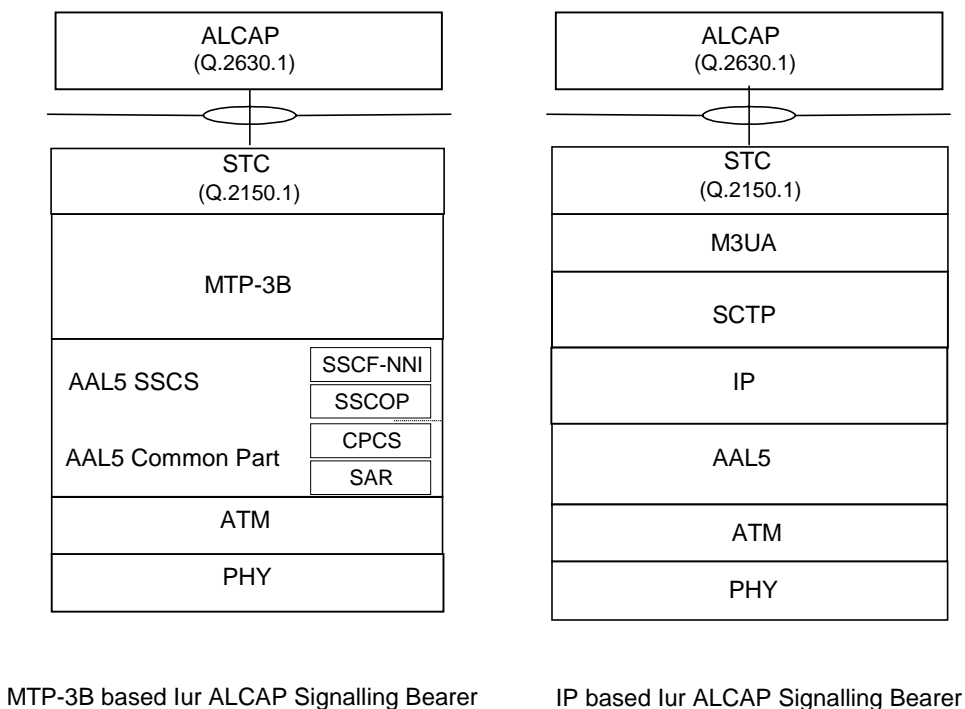


Figure 3: Signalling bearers for ALCAP on Iur interface

Annex A (informative): Change history

Change history					
TSG RAN#	Version	CR	Tdoc RAN	New Version	Subject/Comment
RAN_04	-	-	-	3.0.0	Approved at TSG RAN #4 by correspondence and placed under Change Control
RAN_05	3.0.0	-	-	3.1.0	Approved at TSG RAN #5
RAN_07	3.1.0	-	-	3.2.0	Approved at TSG RAN #7
RAN_08	3.2.0	-	RP-000247	3.3.0	Approved at TSG RAN #8
RAN_09	3.3.0	003 004 006	RP-000383	3.4.0	Approved at TSG RAN #9
RAN_10	3.4.0	007 008 009	RP-000624	3.5.0	Approved at TSG RAN #10
RAN_11	3.5.0	010 011	RP-010121	3.6.0	Approved at TSG RAN #11
RAN 14	3.6.0	014	RP-010859	3.7.0	Reference corrections
RAN 14	3.6.0	016	RP-010859	3.7.0	Correction to Figure 3
RAN 15	3.7.0	020	RP-020173	3.8.0	Correction to transport bearers release initiation
RAN 16	3.8.0	023	RP-020410	3.9.0	Correction of Aesa formats

History

Document history		
V3.1.0	January 2000	Publication
V3.2.0	March 2000	Publication
V3.3.0	June 2000	Publication
V3.4.0	September 2000	Publication
V3.5.0	December 2000	Publication
V3.6.0	March 2001	Publication
V3.7.0	December 2001	Publication
V3.8.0	March 2002	Publication
V3.9.0	June 2002	Publication