

ETSI TS 125 433 V3.5.0 (2001-03)

Technical Specification

Universal Mobile Telecommunications System (UMTS); UTRAN Iub Interface NBAP Signalling (3GPP TS 25.433 version 3.5.0 Release 1999)



Reference

RTS/TSGR-0325433UR5

Keywords

UMTS

ETSI

650 Route des Lucioles
F-06921 Sophia Antipolis Cedex - FRANCE

Tel.: +33 4 92 94 42 00 Fax: +33 4 93 65 47 16

Siret N° 348 623 562 00017 - NAF 742 C
Association à but non lucratif enregistrée à la
Sous-Préfecture de Grasse (06) N° 7803/88

Important notice

Individual copies of the present document can be downloaded from:

<http://www.etsi.org>

The present document may be made available in more than one electronic version or in print. In any case of existing or perceived difference in contents between such versions, the reference version is the Portable Document Format (PDF). In case of dispute, the reference shall be the printing on ETSI printers of the PDF version kept on a specific network drive within ETSI Secretariat.

Users of the present document should be aware that the document may be subject to revision or change of status. Information on the current status of this and other ETSI documents is available at <http://www.etsi.org/tb/status/>

If you find errors in the present document, send your comment to:
editor@etsi.fr

Copyright Notification

No part may be reproduced except as authorized by written permission.
The copyright and the foregoing restriction extend to reproduction in all media.

© European Telecommunications Standards Institute 2001.

All rights reserved.

Intellectual Property Rights

IPRs essential or potentially essential to the present document may have been declared to ETSI. The information pertaining to these essential IPRs, if any, is publicly available for **ETSI members and non-members**, and can be found in ETSI SR 000 314: "*Intellectual Property Rights (IPRs); Essential, or potentially Essential, IPRs notified to ETSI in respect of ETSI standards*", which is available from the ETSI Secretariat. Latest updates are available on the ETSI Web server (<http://www.etsi.org/ipr>).

Pursuant to the ETSI IPR Policy, no investigation, including IPR searches, has been carried out by ETSI. No guarantee can be given as to the existence of other IPRs not referenced in ETSI SR 000 314 (or the updates on the ETSI Web server) which are, or may be, or may become, essential to the present document.

Foreword

This Technical Specification (TS) has been produced by the ETSI 3rd Generation Partnership Project (3GPP).

The present document may refer to technical specifications or reports using their 3GPP identities, UMTS identities or GSM identities. These should be interpreted as being references to the corresponding ETSI deliverables.

The cross reference between GSM, UMTS, 3GPP and ETSI identities can be found under www.etsi.org/key.

Contents

Foreword.....	13
1 Scope	14
2 References	14
3 Definitions, symbols and abbreviations	15
3.1 Definitions.....	15
3.2 Symbols.....	16
3.3 Abbreviations	16
4 General	17
4.1 Procedure Specification Principles.....	17
4.2 Forwards and Backwards Compatibility	17
4.3 Specification Notations	17
5 NBAP Services.....	18
5.1 Parallel Transactions	18
6 Services Expected from Signalling Transport.....	18
7 Functions of NBAP	18
8 NBAP Procedures.....	20
8.1 Elementary Procedures.....	20
8.2 NBAP Common Procedures.....	22
8.2.1 Common Transport Channel Setup	22
8.2.1.1 General	22
8.2.1.2 Successful Operation	22
8.2.1.3 Unsuccessful Operation.....	24
8.2.1.4 Abnormal Conditions	25
8.2.2 Common Transport Channel Reconfiguration.....	25
8.2.2.1 General	25
8.2.2.2 Successful Operation	25
8.2.2.3 Unsuccessful Operation.....	27
8.2.2.4 Abnormal Conditions	27
8.2.3 Common Transport Channel Deletion.....	28
8.2.3.1 General	28
8.2.3.2 Successful Operation	28
8.2.3.3 Unsuccessful Operation.....	28
8.2.3.4 Abnormal Conditions	28
8.2.4 Block Resource.....	28
8.2.4.1 General	28
8.2.4.2 Successful Operation	29
8.2.4.3 Unsuccessful Operation.....	30
8.2.4.4 Abnormal Conditions	30
8.2.5 Unblock Resource	30
8.2.5.1 General	30
8.2.5.2 Successful Operation	30
8.2.5.3 Abnormal Conditions	31
8.2.6 Audit Required	31
8.2.6.1 General	31
8.2.6.2 Successful Operation	31
8.2.6.3 Abnormal Conditions	31
8.2.7 Audit.....	31
8.2.7.1 General	31
8.2.7.2 Successful Operation	32
8.2.7.3 Unsuccessful Operation.....	33
8.2.7.4 Abnormal Conditions	33
8.2.8 Common Measurement Initiation.....	33

8.2.8.1	General	33
8.2.8.2	Successful Operation	33
8.2.8.3	Unsuccessful Operation	35
8.2.8.4	Abnormal Conditions	35
8.2.9	Common Measurement Reporting	36
8.2.9.1	General	36
8.2.9.2	Successful Operation	36
8.2.9.3	Abnormal Conditions	36
8.2.10	Common Measurement Termination	36
8.2.10.1	General	36
8.2.10.2	Successful Operation	36
8.2.10.3	Abnormal Conditions	36
8.2.11	Common Measurement Failure	37
8.2.11.1	General	37
8.2.11.2	Successful Operation	37
8.2.11.3	Abnormal Conditions	37
8.2.12	Cell Setup	37
8.2.12.1	General	37
8.2.12.2	Successful Operation	37
8.2.12.3	Unsuccessful Operation	38
8.2.12.4	Abnormal Conditions	39
8.2.13	Cell Reconfiguration	39
8.2.13.1	General	39
8.2.13.2	Successful Operation	39
8.2.13.3	Unsuccessful Operation	40
8.2.13.4	Abnormal Conditions	41
8.2.14	Cell Deletion	41
8.2.14.1	General	41
8.2.14.2	Successful Operation	41
8.2.14.3	Unsuccessful Operation	41
8.2.14.4	Abnormal Conditions	41
8.2.15	Resource Status Indication	41
8.2.15.1	General	41
8.2.15.2	Successful Operation	42
8.2.15.3	Abnormal Conditions	43
8.2.16	System Information Update	43
8.2.16.1	General	43
8.2.16.2	Successful Operation	44
8.2.16.3	Unsuccessful Operation	45
8.2.16.4	Abnormal Conditions	45
8.2.17	Radio Link Setup	46
8.2.17.1	General	46
8.2.17.2	Successful Operation	46
8.2.17.3	Unsuccessful Operation	49
8.2.17.4	Abnormal Conditions	50
8.2.18	Physical Shared Channel Reconfiguration [TDD]	50
8.2.18.1	General	50
8.2.18.2	Successful Operation	50
8.2.18.3	Unsuccessful Operation	51
8.2.18.4	Abnormal Conditions	51
8.2.19	Reset	51
8.2.19.1	General	51
8.2.19.2	Successful Operation	52
8.2.19.2.1	Reset Initiated by the CRNC	52
8.2.19.2.2	Reset Initiated by the Node B	52
8.2.19.3	Unsuccessful Operation	53
8.2.19.4	Abnormal Conditions	53
8.3	NBAP Dedicated Procedures	53
8.3.1	Radio Link Addition	53
8.3.1.1	General	53
8.3.1.2	Successful Operation	53
8.3.1.3	Unsuccessful Operation	55

8.3.1.4	Abnormal conditions	56
8.3.2	Synchronised Radio Link Reconfiguration Preparation	56
8.3.2.1	General	56
8.3.2.2	Successful Operation	56
8.3.2.3	Unsuccessful Operation	61
8.3.2.4	Abnormal Conditions	62
8.3.3	Synchronised Radio Link Reconfiguration Commit	62
8.3.3.1	General	62
8.3.3.2	Successful Operation	62
8.3.3.3	Abnormal Conditions	62
8.3.4	Synchronised Radio Link Reconfiguration Cancellation	63
8.3.4.1	General	63
8.3.4.2	Successful Operation	63
8.3.4.3	Abnormal Conditions	63
8.3.5	Unsynchronised Radio Link Reconfiguration	63
8.3.5.1	General	63
8.3.5.2	Successful Operation	63
8.3.5.3	Unsuccessful Operation	67
8.3.5.4	Abnormal Conditions	67
8.3.6	Radio Link Deletion	67
8.3.6.1	General	67
8.3.6.2	Successful Operation	68
8.3.6.3	Unsuccessful Operation	68
8.3.6.4	Abnormal Conditions	68
8.3.7	Downlink Power Control [FDD]	68
8.3.7.1	General	68
8.3.7.2	Successful Operation	68
8.3.7.3	Abnormal Conditions	69
8.3.8	Dedicated Measurement Initiation.....	69
8.3.8.1	General	69
8.3.8.2	Successful Operation	69
8.3.8.3	Unsuccessful Operation	72
8.3.8.4	Abnormal Conditions	72
8.3.9	Dedicated Measurement Reporting	72
8.3.9.1	General	72
8.3.9.2	Successful Operation	73
8.3.9.3	Abnormal Conditions	73
8.3.10	Dedicated Measurement Termination	73
8.3.10.1	General.....	73
8.3.10.2	Successful Operation	73
8.3.10.3	Abnormal Conditions.....	73
8.3.11	Dedicated Measurement Failure	74
8.3.11.1	General.....	74
8.3.11.2	Successful Operation	74
8.3.11.3	Abnormal Conditions.....	74
8.3.12	Radio Link Failure.....	74
8.3.12.1	General.....	74
8.3.12.2	Successful Operation	74
8.3.12.3	Abnormal Conditions.....	75
8.3.13	Radio Link Restoration.....	75
8.3.13.1	General.....	75
8.3.13.2	Successful Operation	76
8.3.13.3	Abnormal Condition	76
8.3.14	Compressed Mode Command [FDD].....	76
8.3.14.1	General.....	76
8.3.14.2	Successful Operation	76
8.3.14.3	Abnormal Conditions.....	77
8.3.15	Downlink Power Timeslot Control [TDD].....	77
8.3.15.1	General.....	77
8.3.15.2	Successful Operation	77
8.3.15.3	Abnormal Conditions.....	77
8.3.16	Radio Link Pre-emption	77

8.3.16.1	General	77
8.3.16.2	Successful Operation	77
8.3.16.3	Abnormal Conditions	78
8.4	Error Handling Procedures	78
8.4.1	Error Indication	78
8.4.1.1	General	78
8.4.1.2	Successful Operation	78
8.4.1.3	Abnormal Conditions	79
9	Elements for NBAP communication	79
9.1	Message Functional Definition and Content	79
9.1.1	General	79
9.1.2	Message Contents	79
9.1.2.1	Presence	79
9.1.2.2	Criticality	79
9.1.2.3	Range 80	
9.1.2.4	Assigned Criticality	80
9.1.3	COMMON TRANSPORT CHANNEL SETUP REQUEST	81
9.1.3.1	FDD Message	81
9.1.3.2	TDD Message	86
9.1.4	COMMON TRANSPORT CHANNEL SETUP RESPONSE	88
9.1.5	COMMON TRANSPORT CHANNEL SETUP FAILURE	89
9.1.6	COMMON TRANSPORT CHANNEL RECONFIGURATION REQUEST	90
9.1.6.1	FDD Message	90
9.1.6.2	TDD Message	91
9.1.7	COMMON TRANSPORT CHANNEL RECONFIGURATION RESPONSE	92
9.1.8	COMMON TRANSPORT CHANNEL RECONFIGURATION FAILURE	93
9.1.9	COMMON TRANSPORT CHANNEL DELETION REQUEST	93
9.1.10	COMMON TRANSPORT CHANNEL DELETION RESPONSE	93
9.1.11	BLOCK RESOURCE REQUEST	94
9.1.12	BLOCK RESOURCE RESPONSE	94
9.1.13	BLOCK RESOURCE FAILURE	94
9.1.14	UNBLOCK RESOURCE INDICATION	94
9.1.15	AUDIT REQUIRED INDICATION	94
9.1.16	AUDIT REQUEST	95
9.1.17	AUDIT RESPONSE	96
9.1.17A	AUDIT FAILURE	99
9.1.18	COMMON MEASUREMENT INITIATION REQUEST	100
9.1.19	COMMON MEASUREMENT INITIATION RESPONSE	101
9.1.20	COMMON MEASUREMENT INITIATION FAILURE	101
9.1.21	COMMON MEASUREMENT REPORT	102
9.1.22	COMMON MEASUREMENT TERMINATION REQUEST	102
9.1.23	COMMON MEASUREMENT FAILURE INDICATION	102
9.1.24	CELL SETUP REQUEST	103
9.1.24.1	FDD Message	103
9.1.24.2	TDD Message	105
9.1.25	CELL SETUP RESPONSE	106
9.1.26	CELL SETUP FAILURE	106
9.1.27	CELL RECONFIGURATION REQUEST	107
9.1.27.1	FDD Message	107
9.1.27.2	TDD Message	108
9.1.28	CELL RECONFIGURATION RESPONSE	108
9.1.29	CELL RECONFIGURATION FAILURE	108
9.1.30	CELL DELETION REQUEST	109
9.1.31	CELL DELETION RESPONSE	109
9.1.32	RESOURCE STATUS INDICATION	110
9.1.33	SYSTEM INFORMATION UPDATE REQUEST	114
9.1.34	SYSTEM INFORMATION UPDATE RESPONSE	115
9.1.35	SYSTEM INFORMATION UPDATE FAILURE	115
9.1.36	RADIO LINK SETUP REQUEST	116
9.1.36.1	FDD message	116
9.1.36.2	TDD message	118

9.1.37	RADIO LINK SETUP RESPONSE.....	120
9.1.37.1	FDD message.....	120
9.1.37.2	TDD Message.....	121
9.1.38	RADIO LINK SETUP FAILURE.....	122
9.1.38.1	FDD Message.....	122
9.1.38.2	TDD Message.....	123
9.1.39	RADIO LINK ADDITION REQUEST.....	124
9.1.39.1	FDD Message.....	124
9.1.39.2	TDD Message.....	125
9.1.40	RADIO LINK ADDITION RESPONSE.....	126
9.1.40.1	FDD message.....	126
9.1.40.2	TDD Message.....	127
9.1.41	RADIO LINK ADDITION FAILURE.....	128
9.1.41.1	FDD Message.....	128
9.1.41.2	TDD Message.....	129
9.1.42	RADIO LINK RECONFIGURATION PREPARE.....	130
9.1.42.1	FDD Message.....	130
9.1.42.2	TDD Message.....	133
9.1.43	RADIO LINK RECONFIGURATION READY.....	137
9.1.44	RADIO LINK RECONFIGURATION FAILURE.....	137
9.1.45	RADIO LINK RECONFIGURATION COMMIT.....	138
9.1.46	RADIO LINK RECONFIGURATION CANCEL.....	138
9.1.47	RADIO LINK RECONFIGURATION REQUEST.....	139
9.1.47.1	FDD Message.....	139
9.1.47.2	TDD Message.....	140
9.1.48	RADIO LINK RECONFIGURATION RESPONSE.....	141
9.1.49	RADIO LINK DELETION REQUEST.....	141
9.1.50	RADIO LINK DELETION RESPONSE.....	142
9.1.51	DL POWER CONTROL REQUEST [FDD].....	142
9.1.52	DEDICATED MEASUREMENT INITIATION REQUEST.....	143
9.1.53	DEDICATED MEASUREMENT INITIATION RESPONSE.....	144
9.1.54	DEDICATED MEASUREMENT INITIATION FAILURE.....	145
9.1.55	DEDICATED MEASUREMENT REPORT.....	145
9.1.56	DEDICATED MEASUREMENT TERMINATION REQUEST.....	146
9.1.57	DEDICATED MEASUREMENT FAILURE INDICATION.....	146
9.1.58	RADIO LINK FAILURE INDICATION.....	147
9.1.59	RADIO LINK RESTORE INDICATION.....	148
9.1.60	COMPRESSED MODE COMMAND [FDD].....	149
9.1.61	ERROR INDICATION.....	149
9.1.62	PHYSICAL SHARED CHANNEL RECONFIGURATION REQUEST [TDD].....	149
9.1.63	PHYSICAL SHARED CHANNEL RECONFIGURATION RESPONSE [TDD].....	152
9.1.64	PHYSICAL SHARED CHANNEL RECONFIGURATION FAILURE [TDD].....	152
9.1.65	RESET REQUEST.....	152
9.1.66	RESET RESPONSE.....	153
9.1.67	DL POWER TIMESLOT CONTROL REQUEST [TDD].....	154
9.1.68	RADIO LINK PREEMPTION REQUIRED INDICATION.....	154
9.2	Information Element Functional Definition and Contents.....	154
9.2.0	General.....	154
9.2.1	Common parameters.....	154
9.2.1.1	Add/Delete Indicator.....	154
9.2.1.1A	Allocation/Retention Priority.....	155
9.2.1.2	Availability Status.....	155
9.2.1.3	BCCH Modification Time.....	155
9.2.1.4	Binding ID.....	155
9.2.1.5	Blocking Priority Indicator.....	156
9.2.1.6	Cause 157.....	
9.2.1.7	CFN 159.....	
9.2.1.8	CFN Offset.....	160
9.2.1.9	C-ID 160.....	
9.2.1.9A	Common Channels Capacity Consumption Law.....	160
9.2.1.10	Common Measurement Object Type.....	161
9.2.1.11	Common Measurement Type.....	161

9.2.1.12	Common Measurement Value	161
9.2.1.12A	Common Measurement Value Information	162
9.2.1.13	Common Physical Channel ID.....	162
9.2.1.13A	Common Physical Channel Status Information	163
9.2.1.14	Common Transport Channel ID.....	163
9.2.1.14A	Common Transport Channel Information Response.....	163
9.2.1.14B	Common Transport Channel Status Information	163
9.2.1.15	Communication Control Port ID.....	163
9.2.1.16	Configuration Generation ID	164
9.2.1.17	Criticality Diagnostics	164
9.2.1.18	CRNC Communication Context ID	165
9.2.1.19	DCH Combination Indicator.....	165
9.2.1.20	DCH ID.....	165
9.2.1.20A	Dedicated Channels Capacity Consumption Law	165
9.2.1.20B	DL or Global Capacity Credit.....	167
9.2.1.20C	DCH Information Response.....	167
9.2.1.21	DL Power	167
9.2.1.22	Dedicated Measurement Object Type.....	167
9.2.1.23	Dedicated Measurement Type	168
9.2.1.24	Dedicated Measurement Value	168
9.2.1.24A	Dedicated Measurement Value Information	168
9.2.1.25	Diversity Control Field	169
9.2.1.26	Diversity Indication	169
9.2.1.27	DSCH ID	169
9.2.1.27A	DSCH Information Response.....	169
9.2.1.28	DSCH Transport Format Set.....	170
9.2.1.29	DSCH Transport Format Combination Set.....	170
9.2.1.29A	End Of Audit Sequence Indicator	170
9.2.1.29B	FN reporting indicator.....	170
9.2.1.30	Frame Handling Priority	170
9.2.1.31	Frame Offset	171
9.2.1.31A	IB_OC_ID.....	171
9.2.1.32	IB_SG_DATA	171
9.2.1.33	IB_SG_POS	171
9.2.1.34	IB_SG_REP	171
9.2.1.35	IB Type	172
9.2.1.36	Indication Type	172
9.2.1.37	Limited Power Increase	172
9.2.1.37A	Local Cell Group ID	172
9.2.1.38	Local Cell ID	173
9.2.1.39	Maximum DL Power Capability	173
9.2.1.40	Maximum Transmission Power	173
9.2.1.40A	Measurement Availability Indicator	173
9.2.1.41	Measurement Filter Coefficient	174
9.2.1.42	Measurement ID	174
9.2.1.43	Measurement Increase/Decrease Threshold.....	174
9.2.1.44	Measurement Threshold.....	175
9.2.1.45	Message Discriminator	176
9.2.1.45A	Message Structure.....	177
9.2.1.46	Message Type	177
9.2.1.46A	Minimum DL Power Capability	178
9.2.1.47	Minimum Spreading Factor	179
9.2.1.47A	N_INSYNC_IND.....	179
9.2.1.47B	N_OUTSYNC_IND.....	179
9.2.1.48	Node B Communication Context ID.....	179
9.2.1.49	Payload CRC Presence Indicator	179
9.2.1.49A	PICH Power	180
9.2.1.50	Puncture Limit	180
9.2.1.50A	QE-Selector.....	180
9.2.1.51	Report Characteristics.....	180
9.2.1.52	Resource Operational State.....	182
9.2.1.52A	Retention Priority.....	183

9.2.1.53	RL ID	183
9.2.1.53A	SFN	183
9.2.1.53B	Segment type.....	183
9.2.1.54	SIB Deletion Indicator	183
9.2.1.55	SIB Originator.....	184
9.2.1.56	Shutdown Timer	184
9.2.1.56A	T_RLFAILURE	184
9.2.1.56B	Start Of Audit Sequence Indicator	184
9.2.1.57	TFCI Presence.....	184
9.2.1.58	TFCS (Transport Format Combination Set)	185
9.2.1.59	Transport Format Set	187
9.2.1.60	ToAWE.....	188
9.2.1.61	ToAWS	189
9.2.1.62	Transaction ID	189
9.2.1.62A	Transport Bearer Request Indicator	189
9.2.1.63	Transport Layer Address.....	189
9.2.1.64	TSTD Indicator	190
9.2.1.65	UARFCN	190
9.2.1.65A	UL Capacity Credit.....	190
9.2.1.66	UL FP Mode	190
9.2.1.67	UL interference level	190
9.2.2	FDD specific parameters	190
9.2.2.A	Active Pattern Sequence Information.....	190
9.2.2.B	Adjustment Period.....	191
9.2.2.C	Adjustment Ratio.....	191
9.2.2.D	AICH Power.....	191
9.2.2.1	AICH Transmission Timing	192
9.2.2.1A	AP Preamble Signature	192
9.2.2.1B	AP Sub Channel Number	192
9.2.2.1C	CD Sub Channel Numbers	192
9.2.2.1D	Channel Assignment Indication	192
9.2.2.2	Chip Offset	192
9.2.2.2A	Closed Loop Timing Adjustment Mode	193
9.2.2.3	Common Channels Capacity Consumption Law.....	193
9.2.2.3A	Compressed Mode Deactivation Flag	193
9.2.2.4	Compressed Mode Method.....	193
9.2.2.4A	CPCH Allowed Total Rate.....	193
9.2.2.4B	CPCH Scrambling Code Number	193
9.2.2.4C	CPCH UL DPCCCH Slot Format.....	194
9.2.2.4D	DCH FDD Information	194
9.2.2.4E	DCHs FDD to Modify	194
9.2.2.5	D-Field Length	195
9.2.2.6	Dedicated Channels Capacity Consumption Law	195
9.2.2.7	Diversity Control Field.....	195
9.2.2.8	Diversity Indication	195
9.2.2.9	Diversity mode	195
9.2.2.10	DL DPCH Slot Format.....	195
9.2.2.11	DL frame type.....	196
9.2.2.12	DL or Global Capacity Credit.....	196
9.2.2.12A	DL_power_averaging_window_size.....	196
9.2.2.13	DL Scrambling Code	196
9.2.2.13A	DL TPC pattern 01 count.....	196
9.2.2.13B	DSCH FDD Information.....	196
9.2.2.14	FDD DL Channelisation Code Number.....	197
9.2.2.14A	FDD DL Code Information.....	197
9.2.2.15	FDD SCCPCH Offset	197
9.2.2.16	FDD TPC DL step size	198
9.2.2.16A	First RLS Indicator	198
9.2.2.17	Gap Period	198
9.2.2.18	Gap Position Mode	198
9.2.2.18A	Limited Power Increase	198
9.2.2.18B	Inner Loop DL PC Status.....	198

9.2.2.19	Max Adjustment Period	199
9.2.2.20	Max Adjustment Step	199
9.2.2.20A	Max Number of PCPCHes	199
9.2.2.21	Maximum Number of UL DPDCHs	199
9.2.2.22	Minimum UL Channelisation Code Length.....	199
9.2.2.23	Multiplexing Position.....	199
9.2.2.23A	N_EOT.....	200
9.2.2.23B	NF_max	200
9.2.2.23C	N_Start_Message	200
9.2.2.24	Pattern Duration (PD)	200
9.2.2.24A	PCP Length	200
9.2.2.25	PDSCH code mapping	200
9.2.2.26	PICH Mode	203
9.2.2.27	Power Adjustment Type	203
9.2.2.28	Power Control Mode.....	203
9.2.2.29	Power Offset	203
9.2.2.29A	Power_Raise_Limit	203
9.2.2.30	Power Resume Mode	204
9.2.2.31	Preamble Signature	204
9.2.2.32	Preamble Threshold	204
9.2.2.33	Primary CPICH Power.....	204
9.2.2.34	Primary Scrambling code.....	204
9.2.2.35	Propagation Delay.....	204
9.2.2.36	QE-Selector.....	205
9.2.2.37	RACH Slot Format	205
9.2.2.38	RACH sub Channel numbers	205
9.2.2.39	RL Set ID	205
9.2.2.39A	Received total wide band power	205
9.2.2.40	S-Field Length	205
9.2.2.41	Scrambling Code Change	205
9.2.2.42	Scrambling Code Number.....	206
9.2.2.43	Secondary CCPCH Slot Format.....	206
9.2.2.44	SSDT Cell Identity.....	206
9.2.2.45	SSDT Cell ID Length.....	206
9.2.2.46	SSDT Support Indicator.....	206
9.2.2.47	SSDT Indication	206
9.2.2.48	STTD Indicator	207
9.2.2.49	T Cell	207
9.2.2.49A	TFCI2 Bearer Information Response.....	207
9.2.2.50	TFCI signalling mode	207
9.2.2.51	TGD	208
9.2.2.52	TGL.....	208
9.2.2.53	Transmit Diversity Indicator	208
9.2.2.53A	Transmission Gap Pattern Sequence Information.....	208
9.2.2.53B	Transmission Gap Pattern Sequence Code Information	210
9.2.2.54	UL/DL compressed mode selection:	210
9.2.2.55	UL delta SIR	210
9.2.2.56	UL delta SIR after.....	211
9.2.2.57	UL DPCCH Slot Format.....	211
9.2.2.58	UL SIR.....	211
9.2.2.59	UL Scrambling Code	211
9.2.2.60	UL Capacity Credit.....	211
9.2.3	TDD specific Parameters.....	211
9.2.3.1	Block STTD Indicator	211
9.2.3.2	Burst Type	211
9.2.3.3	CCTrCH ID	212
9.2.3.4	Cell Parameter ID.....	212
9.2.3.4A	Constant Value.....	212
9.2.3.4B	DL Timeslot ISCP	212
9.2.3.4C	DCH TDD Information.....	212
9.2.3.4D	DCHs TDD to Modify	213
9.2.3.4E	DL Timeslot Information	214

9.2.3.4F	DL Time Slot ISCP Info	214
9.2.3.5	DPCH ID	215
9.2.3.5A	DSCH TDD Information	215
9.2.3.6	Max PRACH Midamble shift	215
9.2.3.7	Midamble shift and burst type	216
9.2.3.8	Paging Indicator Length	217
9.2.3.9	PCCPCH Power	217
9.2.3.10	PDSCH ID	217
9.2.3.11	PDSCH Set ID	217
9.2.3.12	PUSCH ID	217
9.2.3.13	PUSCH Set ID	217
9.2.3.14	PRACH Midamble	218
9.2.3.15	Repetition Length	218
9.2.3.16	Repetition Period	218
9.2.3.17	SCH Time Slot	218
9.2.3.18	Sync case	218
9.2.3.18A	Special Burst Scheduling	219
9.2.3.19	TDD Channelisation Code	219
9.2.3.19A	TDD DPCH Offset	219
9.2.3.19B	TDD DL Code Information	219
9.2.3.20	TDD Physical Channel Offset	220
9.2.3.21	TDD TPC DL step size	220
9.2.3.21A	TDD UL Code Information	220
9.2.3.22	TFCI Coding	220
9.2.3.22A	Timing Advance Applied	221
9.2.3.23	Time Slot	221
9.2.3.24	Time Slot Direction	221
9.2.3.25	Time Slot Status	221
9.2.3.26	Transmission Diversity Applied	221
9.2.3.26A	UL Timeslot ISCP	221
9.2.3.26B	UL PhysCH SF Variation	222
9.2.3.26C	UL Timeslot Information	222
9.2.3.26D	UL Time Slot ISCP Info	222
9.2.3.27	USCH ID	223
9.2.3.28	USCH Information	223
9.2.3.29	USCH Information Response	223
9.3	Message and Information element abstract syntax (with ASN.1)	224
9.3.0	General	224
9.3.1	Usage of Private Message mechanism for non-standard use	224
9.3.2	Elementary Procedure Definitions	224
9.3.3	PDU Definitions	238
9.3.4	Information Elements Definitions	370
9.3.5	Common Definitions	411
9.3.6	Constant Definitions	412
9.3.7	Container Definitions	420
9.4	Message Transfer Syntax	425
9.5	Timers	425
10	Handling of unknown, unforeseen and erroneous protocol data	425
10.1	General	425
10.2	Transfer Syntax Error	425
10.3	Abstract Syntax Error	426
10.3.1	General	426
10.3.2	Criticality Information	426
10.3.3	Presence Information	427
10.3.4	Not comprehended IE/IE group	427
10.3.4.1	Procedure ID	427
10.3.4.2	IEs other than the Procedure ID	427
10.3.5	Missing IE or IE group	428
10.3.6	IEs or IE groups received in wrong order or with too many occurrences	429
10.4	Logical Error	430

Annex A (normative):	Allocation and Pre-emption of Radio Links in the Node B.....	431
A.1	Deriving Allocation Information for a Radio Link	431
A.1.1	Establishment of a New Radio Link.....	431
A.1.2	Modification of an Existing Radio Link.....	431
A.2	Deriving Retention Information for a Radio Link.....	432
A.3	The Allocation/Retention Process	432
A.4	The Pre-emption Process.....	433
Annex B (informative):	Change history	434

Foreword

This Technical Specification has been produced by the 3GPP.

The contents of the present document are subject to continuing work within the TSG and may change following formal TSG approval. Should the TSG modify the contents of this TS, it will be re-released by the TSG with an identifying change of release date and an increase in version number as follows:

Version x.y.z

where:

- x the first digit:
 - 1 presented to TSG for information;
 - 2 presented to TSG for approval;
 - 3 Indicates TSG approved document under change control.
- y the second digit is incremented for all changes of substance, i.e. technical enhancements, corrections, updates, etc.
- z the third digit is incremented when editorial only changes have been incorporated in the document.

1 Scope

The present document specifies the radio network layer signalling protocol called Node B Application Part (NBAP) specification to be used for Control Plane over Iub Interface.

2 References

The following documents contain provisions which, through reference in this text, constitute provisions of the present document.

- References are either specific (identified by date of publication, edition number, version number, etc.) or non-specific.
- For a specific reference, subsequent revisions do not apply.
- For a non-specific reference, the latest version applies. In the case of a reference to a 3GPP document (including a GSM document), a non-specific reference implicitly refers to the latest version of that document *in the same Release as the present document*.

- [1] 3GPP TS 25.401: "UTRAN Overall Description".
- [2] 3GPP TS 25.426: "UTRAN Iur and Iub Interface Data Transport & Transport Signalling for DCH Data Streams".
- [3] CCITT Recommendation X.731 (01/92): "Information Technology – Open Systems Interconnection – Systems Management: State Management function".
- [4] 3GPP TS 25.215: "Physical layer – Measurements (FDD)".
- [5] 3GPP TS 25.225: "Physical layer – Measurements (TDD)".
- [6] 3GPP TS 25.430: "UTRAN Iub General Aspect and Principle".
- [7] 3GPP TS 25.211: "Physical channels and mapping of transport channels onto physical channels (FDD)".
- [8] 3GPP TS 25.212: "Multiplexing and channel coding (FDD)".
- [9] 3GPP TS 25.213: "Spreading and modulation (FDD)".
- [10] 3GPP TS 25.214: "Physical layer procedures (FDD)".
- [11] ITU-T Recommendation X.691, (12/97) "Information technology - ASN.1 encoding rules - Specification of Packed Encoding Rules (PER)".
- [12] ITU-T Recommendation X.680, (12/97) "Information Technology - Abstract Syntax Notation One (ASN.1): Specification of basic notation".
- [13] ITU-T Recommendation X.681, (12/97) "Information Technology - Abstract Syntax Notation One (ASN.1): Information object specification".
- [14] 3GPP TS 25.104: "UTRA (BS) FDD; Radio Transmission and Reception".
- [15] 3GPP TS 25.105: "UTRA (BS) TDD; Radio Transmission and Reception".
- [16] 3GPP TS 25.427: "UTRAN Iur/Iub Interface User Plane Protocol for DCH Data Stream".
- [17] 3GPP TS 25.402: "Synchronisation in UTRAN Stage2".
- [18] 3GPP TS 25.331: "RRC Protocol Specification".

- [19] 3GPP TS25.221: "Physical channels and mapping of transport channels onto physical channels[TDD]".
- [20] 3GPP TS 25.223: "Spreading and modulation (TDD)".
- [21] 3GPP TS 25.224: "Physical Layer Procedures (TDD)".
- [22] 3GPP TS 25.133 (V3.3): "Requirements for support of Radio Resource management (FDD)".
- [23] 3GPP TS 25.123 (V3.5): " Requirements for support of Radio Resource management (TDD)".
- [24] 3GPP TS 25.435: "UTRAN Iub Interface: User Plane Protocols for Common Transport Channel Data Streams".
- [25] 3GPP TS 25.302: "Services Provided by the Physical Layer".
- [26] 3GPP TR 25.921: "Guidelines and Principles for Protocol Description and Error Handling".

3 Definitions, symbols and abbreviations

3.1 Definitions

For the purposes of the present document, the following terms and definitions apply.

CRNC Communication Context: The CRNC Communication Context contains the necessary information for the CRNC for communication with a specific UE. The CRNC Communication Context is identified by the CRNC Communication Context ID.

Elementary Procedure: The NBAP protocol consists of Elementary Procedures (EPs). An Elementary Procedure is a unit of interaction between the CRNC and the Node B.

An EP consists of an initiating message and possibly a response message.

Two kinds of EPs are used:

- **Class 1:** Elementary Procedures with response (success or failure).
- **Class 2:** Elementary Procedures without response.

For **Class 1** EPs, the types of responses can be as follows:

Successful

- A signalling message explicitly indicates that the elementary procedure has been successfully completed with the receipt of the response.

Unsuccessful

- A signalling message explicitly indicates that the EP failed.

Class 2 EPs are considered always successful.

Node B Communication Context: The Node B Communication Context contains the necessary information for the Node B for communication with a specific UE. The Node B Communication Context is created by the Radio Link Setup procedure and deleted by the Radio Link Deletion procedure when deleting the last Radio Link within the Node B Communication Context. The Node B Communication Context is identified by the Node B Communication Context ID.

Prepared Reconfiguration: A Prepared Reconfiguration exists when the Synchronised Radio Link Reconfiguration Preparation procedure has been completed successfully. The Prepared Reconfiguration does not exist any more after either of the procedures Synchronised Radio Link Reconfiguration Commit or Synchronised Radio Link Reconfiguration Cancellation has been completed.

3.2 Symbols

Void.

3.3 Abbreviations

For the purposes of the present document, the following abbreviations apply:

AICH	Acquisition Indicator Channel
AP-AICH	Access Preamble Acquisition Indicator Channel
ASN.1	Abstract Syntax Notation One
BCCH	Broadcast Control Channel
CCPCH	Common Control Physical Channel
CFN	Connection Frame Number
CM	Compressed Mode
CPCH	Common Packet Channel
CPICH	Common Pilot Channel
CRNC	Controlling Radio Network Controller
CSICH	CPCH Status Indicator Channel
DCH	Dedicated Channel
DL	Downlink
DPCCH	Dedicated Physical Control Channel
DPCH	Dedicated Physical Channel
DPDCH	Dedicated Physical Data Channel
DSCH	Downlink Shared Channel
FACH	Forward Access Channel
FDD	Frequency Division Duplex
FP	Frame Protocol
ISCP	Interference Signal Code Power
L1	Layer 1
L2	Layer 2
MIB	Master Information Block
NBAP	Node B Application Part
O&M	Operation and Maintenance
PCCPCH	Primary Common Control Physical Channel
PCH	Paging Channel
PCPCH	Physical Common Packet Channel
PDSCH	Physical Downlink Shared Channel
PUSCH	Physical Uplink Shared Channel
RACH	Random Access Channel
RL	Radio Link
RLS	Radio Link Set
RNC	Radio Network Controller
RRC	Radio Resource Control
SB	Scheduling Block
SCCPCH	Secondary Common Control Physical Channel
SCH	Synchronisation Channel
SIB	System Information Block
SRNC	Serving Radio Network Controller
SSDT	Site Selection Diversity Transmission
STTD	Space Time Transmit Diversity
TDD	Time Division Duplex
TFC	Transport Format Combination
TFCI	Transport Format Combination Indicator
TFCS	Transport Format Combination Set
TFS	Transport Format Set
TPC	Transmit Power Control
TSTD	Time Switched Transmit Diversity
UARFCN	UTRA Absolute Radio Frequency Channel Number
UE	User Equipment
UL	Uplink

UMTS	Universal Mobile Telecommunications System
USCH	Uplink Shared Channel
UTRA	Universal Terrestrial Radio Access
UTRAN	Universal Terrestrial Radio Access Network

4 General

4.1 Procedure Specification Principles

The principle for specifying the procedure logic is to specify the functional behaviour of the Node B exactly and completely. The CRNC functional behaviour is left unspecified. The Reset procedure is an exception from this principle.

The following specification principles have been applied for the procedure text in subclause 8:

- The procedure text discriminates between:

- 1) Functionality which "shall" be executed

The procedure text indicates that the receiving node "shall" perform a certain function Y under a certain condition. If the receiving node supports procedure X but cannot perform functionality Y requested in the REQUEST message of a Class 1 EP, the receiving node shall respond with the message used to report unsuccessful outcome for this procedure, containing an appropriate cause value.

- 2) Functionality which "shall, if supported" be executed

The procedure text indicates that the receiving node "shall, if supported," perform a certain function Y under a certain condition. If the receiving node supports procedure X, but does not support functionality Y, the receiving node shall proceed with the execution of the EP, possibly informing the requesting node about the not supported functionality.

- Any required inclusion of an optional IE in a response message is explicitly indicated in the procedure text. If the procedure text does not explicitly indicate that an optional IE shall be included in a response message, the optional IE shall not be included.

4.2 Forwards and Backwards Compatibility

The forwards and backwards compatibility of the protocol is assured by a mechanism where all current and future messages, and IEs or groups of related IEs, include Id and criticality fields that are coded in a standard format that will not be changed in the future. These parts can always be decoded regardless of the standard version.

4.3 Specification Notations

For the purposes of the present document, the following notations apply:

[FDD]	This tagging of a word indicates that the word preceding the tag "[FDD]" applies only to FDD. This tagging of a heading indicates that the heading preceding the tag "[FDD]" and the section following the heading applies only to FDD.
[TDD]	This tagging of a word indicates that the word preceding the tag "[TDD]" applies only to TDD. This tagging of a heading indicates that the heading preceding the tag "[TDD]" and the section following the heading applies only to TDD.
[FDD - ...]	This tagging indicates that the enclosed text following the "[FDD - " applies only to FDD. Multiple sequential paragraphs applying only to FDD are enclosed separately to enable insertion of TDD specific (or common) paragraphs between the FDD specific paragraphs.

[TDD - ...]	This tagging indicates that the enclosed text following the "[TDD - " applies only to TDD. Multiple sequential paragraphs applying only to TDD are enclosed separately to enable insertion of FDD specific (or common) paragraphs between the TDD specific paragraphs.
Procedure	When referring to an elementary procedure in the specification the Procedure Name is written with the first letters in each word in upper case characters followed by the word "procedure", e.g. Radio Link Setup procedure.
Message	When referring to a message in the specification the MESSAGE NAME is written with all letters in upper case characters followed by the word "message", e.g. RADIO LINK SETUP REQUEST message.
IE	When referring to an information element (IE) in the specification the <i>Information Element Name</i> is written with the first letters in each word in upper case characters and all letters in Italic font followed by the abbreviation "IE", e.g. <i>Transport Format Set IE</i> .
Value of an IE	When referring to the value of an information element (IE) in the specification the "Value" is written as it is specified in subclause 9.2 enclosed by quotation marks, e.g. "Abstract Syntax Error (Reject)" or "SSDT Active in the UE".

5 NBAP Services

5.1 Parallel Transactions

Unless explicitly indicated in the procedure description, at any instance in time one protocol peer shall have a maximum of one ongoing dedicated NBAP procedure related to a certain Node B communication context.

6 Services Expected from Signalling Transport

NBAP requires an assured in-sequence delivery service from the signalling bearer, and notification if the assured in-sequence delivery service is no longer available.

7 Functions of NBAP

The NBAP protocol provides the following functions:

- Cell Configuration Management. This function gives the CRNC the possibility to manage the cell configuration information in a Node B.
- Common Transport Channel Management. This function gives the CRNC the possibility to manage the configuration of Common Transport Channels in a Node B.
- System Information Management. This function gives the CRNC the ability to manage the scheduling of System Information to be broadcast in a cell.
- Resource Event Management. This function gives the Node B the ability to inform the CRNC about the status of Node B resources.
- Configuration Alignment. This function gives the CRNC and the Node B the possibility to verify and enforce that both nodes have the same information on the configuration of the radio resources.
- Measurements on Common Resources. This function allows the Node B to initiate measurements in the Node B. The function also allows the Node B to report the result of the measurements.
- Radio Link Management. This function allows the CRNC to manage radio links using dedicated resources in a Node B.
- Radio Link Supervision. This function allows the CRNC to report failures and restorations of a Radio Link.

- Compressed Mode Control [FDD]. This function allows the CRNC to control the usage of compressed mode in a Node B.
- Measurements on Dedicated Resources. This function allows the CRNC to initiate measurements in the Node B. The function also allows the Node B to report the result of the measurements.
- DL Power Drifting Correction [FDD]. This function allows the CRNC to adjust the DL power level of one or more Radio Links in order to avoid DL power drifting between the Radio Links.
- Reporting of General Error Situations. This function allows reporting of general error situations, for which function specific error messages have not been defined.
- Physical Shared Channel Management [TDD]. This function allows the CRNC to manage physical resources in the Node B belonging to Shared Channels (USCH/DSCH).
- DL Power Timeslot Correction [TDD]. This function enables the Node B to apply an individual offset to the transmission power in each timeslot according to the downlink interference level at the UE.

The mapping between the above functions and NBAP elementary procedures is shown in the table below.

Table 1: Mapping between functions and NBAP elementary procedures

Function	Elementary Procedure(s)
Cell Configuration Management	a) Cell Setup b) Cell Reconfiguration c) Cell Deletion
Common Transport Channel Management	a) Common Transport Channel Setup b) Common Transport Channel Reconfiguration c) Common Transport Channel Deletion
System Information Management	System Information Update
Resource Event Management	a) Block Resource b) Unblock Resource c) Resource Status Indication
Configuration Alignment	a) Audit Required b) Audit c) Reset
Measurements on Common Resources	a) Common Measurement Initiation b) Common Measurement Reporting c) Common Measurement Termination d) Common Measurement Failure
Radio Link Management.	a) Radio Link Setup b) Radio Link Addition c) Radio Link Deletion d) Unsynchronised Radio Link Reconfiguration e) Synchronised Radio Link Reconfiguration Preparation f) Synchronised Radio Link Reconfiguration Commit g) Synchronised Radio Link Reconfiguration Cancellation h) Radio Link Pre-emption
Radio Link Supervision.	a) Radio Link Failure b) Radio Link Restoration
Compressed Mode Control [FDD]	a) Radio Link Setup b) Radio Link Addition c) Compressed Mode Command d) Unsynchronised Radio Link Reconfiguration e) Synchronised Radio Link Reconfiguration Preparation f) Synchronised Radio Link Reconfiguration Commit g) Synchronised Radio Link Reconfiguration Cancellation
Measurements on Dedicated Resources	a) Dedicated Measurement Initiation b) Dedicated Measurement Reporting c) Dedicated Measurement Termination d) Dedicated Measurement Failure
DL Power Drifting Correction [FDD]	Downlink Power Control
Reporting of General Error Situations	Error Indication
Physical Shared Channel Management [TDD]	Physical Shared Channel Reconfiguration
DL Power Timeslot Correction [TDD]	Downlink Power Timeslot Control

8 NBAP Procedures

8.1 Elementary Procedures

NBAP procedures are divided into common procedures and dedicated procedures.

- NBAP common procedures are procedures that request initiation of a UE context for a specific UE in Node B or are not related to a specific UE. NBAP common procedures also incorporate logical O&M [1] procedures.

- NBAP dedicated procedures are procedures that are related to a specific UE context in Node B. This UE context is identified by a UE context identity.

The two types of procedures may be carried on separate signalling links.

In the following tables, all EPs are divided into Class 1 and Class 2 EPs:

Table 2: Class 1

Elementary Procedure	Message	Successful Outcome	Unsuccessful Outcome
		Response message	Response message
Cell Setup	CELL SETUP REQUEST	CELL SETUP RESPONSE	CELL SETUP FAILURE
Cell Reconfiguration	CELL RECONFIGURATION REQUEST	CELL RECONFIGURATION RESPONSE	CELL RECONFIGURATION FAILURE
Cell Deletion	CELL DELETION REQUEST	CELL DELETION RESPONSE	
Common Transport Channel Setup	COMMON TRANSPORT CHANNEL SETUP REQUEST	COMMON TRANSPORT CHANNEL SETUP RESPONSE	COMMON TRANSPORT CHANNEL SETUP FAILURE
Common Transport Channel Reconfiguration	COMMON TRANSPORT CHANNEL RECONFIGURATION REQUEST	COMMON TRANSPORT CHANNEL RECONFIGURATION RESPONSE	COMMON TRANSPORT CHANNEL RECONFIGURATION FAILURE
Common Transport Channel Deletion	COMMON TRANSPORT CHANNEL DELETION REQUEST	COMMON TRANSPORT CHANNEL DELETION RESPONSE	
Physical Shared Channel Reconfigure [TDD]	PHYSICAL SHARED CHANNEL RECONFIGURATION REQUEST	PHYSICAL SHARED CHANNEL RECONFIGURATION RESPONSE	PHYSICAL SHARED CHANNEL RECONFIGURATION FAILURE
Audit	AUDIT REQUEST	AUDIT RESPONSE	AUDIT FAILURE
Block Resource	BLOCK RESOURCE REQUEST	BLOCK RESOURCE RESPONSE	BLOCK RESOURCE FAILURE
Radio Link Setup	RADIO LINK SETUP REQUEST	RADIO LINK SETUP RESPONSE	RADIO LINK SETUP FAILURE
System Information Update	SYSTEM INFORMATION UPDATE REQUEST	SYSTEM INFORMATION UPDATE RESPONSE	SYSTEM INFORMATION UPDATE FAILURE
Common Measurement Initiation	COMMON MEASUREMENT INITIATION REQUEST	COMMON MEASUREMENT INITIATION RESPONSE	COMMON MEASUREMENT INITIATION FAILURE
Radio Link Addition	RADIO LINK ADDITION REQUEST	RADIO LINK ADDITION RESPONSE	RADIO LINK ADDITION FAILURE
Radio Link Deletion	RADIO LINK DELETION REQUEST	RADIO LINK DELETION RESPONSE	
Synchronised Radio Link Reconfiguration Preparation	RADIO LINK RECONFIGURATION PREPARE	RADIO LINK RECONFIGURATION READY	RADIO LINK RECONFIGURATION FAILURE
Unsynchronised Radio Link Reconfiguration	RADIO LINK RECONFIGURATION REQUEST	RADIO LINK RECONFIGURATION RESPONSE	RADIO LINK RECONFIGURATION FAILURE
Dedicated Measurement Initiation	DEDICATED MEASUREMENT INITIATION REQUEST	DEDICATED MEASUREMENT INITIATION RESPONSE	DEDICATED MEASUREMENT INITIATION FAILURE
Reset	RESET REQUEST	RESET RESPONSE	

Table 3: Class 2

Elementary Procedure	Message
Resource Status Indication	RESOURCE STATUS INDICATION
Audit Required	AUDIT REQUIRED INDICATION
Common Measurement Reporting	COMMON MEASUREMENT REPORT
Common Measurement Termination	COMMON MEASUREMENT TERMINATION REQUEST
Common Measurement Failure	COMMON MEASUREMENT FAILURE INDICATION
Synchronised Radio Link Reconfiguration Commit	RADIO LINK RECONFIGURATION COMMIT
Synchronised Radio Link Reconfiguration Cancellation	RADIO LINK RECONFIGURATION CANCELLATION
Radio Link Failure	RADIO LINK FAILURE INDICATION
Radio Link Restoration	RADIO LINK RESTORE INDICATION
Dedicated Measurement Reporting	DEDICATED MEASUREMENT REPORT
Dedicated Measurement Termination	DEDICATED MEASUREMENT TERMINATION REQUEST
Dedicated Measurement Failure	DEDICATED MEASUREMENT FAILURE INDICATION
Downlink Power Control [FDD]	DL POWER CONTROL REQUEST
Compressed Mode Command [FDD]	COMPRESSED MODE COMMAND
Unblock Resource	UNBLOCK RESOURCE INDICATION
Error Indication	ERROR INDICATION
Downlink Power Timeslot Control [TDD]	DL POWER TIMESLOT CONTROL REQUEST
Radio Link Pre-emption	RADIO LINK PREEMPTION REQUIRED INDICATION

8.2 NBAP Common Procedures

8.2.1 Common Transport Channel Setup

8.2.1.1 General

This procedure is used for establishing the necessary resources in Node B, regarding Secondary CCPCH, PICH, PRACH, PCPCH [FDD], AICH [FDD], AP_AICH [FDD], CD/CA-ICH [FDD], FACH, PCH, RACH and CPCH [FDD].

8.2.1.2 Successful Operation

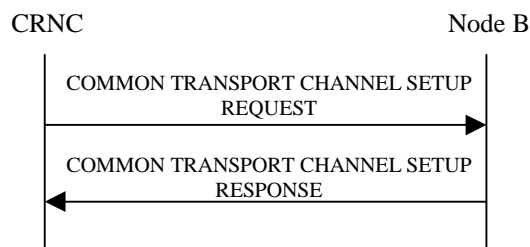


Figure 1: Common Transport Channel Setup procedure, Successful Operation

The procedure is initiated with a COMMON TRANSPORT CHANNEL SETUP REQUEST message sent from the CRNC to the Node B.

One message can configure only one of the following combinations:

- [FDD - one Secondary CCPCH, and FACHs, PCH and PICH related to that Secondary CCPCH], or
- [TDD - Secondary CCPCHs and FACHes, PCH with the corresponding PICH related to that group of Secondary CCPCHs], or
- one PRACH, one RACH and one AICH (FDD) related to that PRACH.
- [FDD-PCPCHs, one CPCH, one AP_AICH and one CD/CA-ICH related to that group of PCPCHs.]

Secondary CCPCH:

[FDD - When the COMMON TRANSPORT CHANNEL SETUP REQUEST message contains a Secondary CCPCH, the Node B shall configure and activate it according to the COMMON TRANSPORT CHANNEL SETUP REQUEST message.]

[TDD - When the COMMON TRANSPORT CHANNEL SETUP REQUEST message contains one or more Secondary CCPCHs, the Node B shall configure and activate them according to the COMMON TRANSPORT CHANNEL SETUP REQUEST message.]

[TDD- FACHs and PCH may be mapped onto a CCTrCH which may consist of several Secondary CCPCHs]

If the COMMON TRANSPORT CHANNEL SETUP REQUEST message contains one or several FACHs, the Node B shall configure and activate them according to the COMMON TRANSPORT CHANNEL SETUP REQUEST message.

If the COMMON TRANSPORT CHANNEL SETUP REQUEST message contains a PCH and a PICH, the Node B shall configure and activate them according to the COMMON TRANSPORT CHANNEL SETUP REQUEST message.

PRACH:

When the COMMON TRANSPORT CHANNEL SETUP REQUEST message contains a PRACH, the Node B shall configure and activate it according to the COMMON TRANSPORT CHANNEL SETUP REQUEST message.

[FDD-PCPCHs]:

When the COMMON TRANSPORT CHANNEL SETUP REQUEST message contains PCPCHs, the Node B shall configure and activate it according to the COMMON TRANSPORT CHANNEL SETUP REQUEST message.

If the COMMON TRANSPORT CHANNEL SETUP REQUEST message includes *CD Signatures* IE, the Node B may use only the given CD signatures on CD/CA-ICH.

If the COMMON TRANSPORT CHANNEL SETUP REQUEST message includes Channel Request Parameters IE, the Node B shall use the parameters to distinguish the PCPCHs.

If the COMMON TRANSPORT CHANNEL SETUP REQUEST message includes *AP Sub Channel Number* IE in Channel Request Parameters IE, the Node B shall use AP sub channel number to distinguish the PCPCHs.

If the COMMON TRANSPORT CHANNEL SETUP REQUEST message includes *AP Sub Channel Number* IE in SF Request Parameters IE, the Node B shall use AP sub channel number to distinguish the requested Spreading Factors.

After a successful procedure, the defined common transport channels and the common physical channels shall adopt the state Enabled [6] in Node B and the common transport channels exist on the Uu interface. The Node B shall store the value of *Configuration Generation ID* IE and it shall respond with the COMMON TRANSPORT CHANNEL SETUP RESPONSE message with the *Common Transport Channel ID* IE, the *Binding ID* IE and the *Transport Layer Address* IE for the configured common transport channels.

8.2.1.3 Unsuccessful Operation

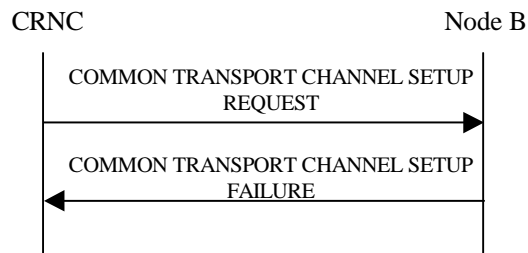


Figure 2: Common Transport Channel Setup procedure, Unsuccessful Operation

If the state is already Enabled or Disabled [6] for at least one channel in the COMMON TRANSPORT CHANNEL SETUP REQUEST message which is received, the Node B shall reject the configuration of all channels with the *Cause* IE set to "Message not compatible with receiver state".

If the Node B is not able to support all or part of the configuration, it shall reject the configuration of all the channels in the COMMON TRANSPORT CHANNEL SETUP REQUEST message. The channels in the COMMON TRANSPORT CHANNEL SETUP REQUEST message shall remain in the same state as prior to the procedure. The *Cause* IE shall be set to an appropriate value. The value of *Configuration Generation ID* IE from the COMMON TRANSPORT CHANNEL SETUP REQUEST message shall not be stored.

If the configuration was unsuccessful, the Node B shall respond with a COMMON TRANSPORT CHANNEL SETUP FAILURE message.

Typical cause values are as follows:

Radio Network Layer Cause

- Cell not available
- Unknown C-ID
- Power level not supported
- Node B Resources unavailable
- Requested Tx Diversity Mode not supported
- UL SF not supported
- DL SF not supported
- Common Transport Channel Type not supported

Transport Layer Cause

- Transport Resources Unavailable

Protocol Cause

- Semantic error
- Message not compatible with receiver state

Miscellaneous Cause

- O&M Intervention
- Control processing overload
- HW failure

8.2.1.4 Abnormal Conditions

-

8.2.2 Common Transport Channel Reconfiguration

8.2.2.1 General

This procedure is used for reconfiguring common transport channels and/or common physical channels, while they still might be in operation.

8.2.2.2 Successful Operation

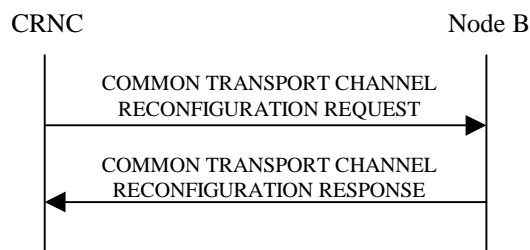


Figure 3: Common Transport Channel Reconfiguration, Successful Operation

The procedure is initiated with a COMMON TRANSPORT CHANNEL RECONFIGURATION REQUEST message sent from the CRNC to the Node B.

One message can configure only one of the following combinations:

- [FDD – FACHs, one PCH and/or one PICH related to one Secondary CCPCH], or
- [TDD – Secondary CCPCHs and FACHs, PCH with the corresponding PICH related to that group of Secondary CCPCHs], or
- one RACH and/or one AICH[FDD] related to one PRACH, or
- [FDD – one CPCH and/or one AP-AICH and/or one CD/CA-ICH related to one CPCH].

[TDD SCCPCH: If the COMMON TRANSPORT CHANNEL RECONFIGURATION REQUEST message includes the *SCCPCH Power* IE, the Node B shall reconfigure the power that the indicated S-CCPCH shall use.]

FACH: When one or several FACHs are present Node B shall reconfigure the indicated FACHs.

[FDD - If the COMMON TRANSPORT CHANNEL RECONFIGURATION REQUEST message includes the *Max FACH Power* IE, the Node B shall reconfigure the maximum power that the FACH may use.]

If the COMMON TRANSPORT CHANNEL RECONFIGURATION REQUEST message includes the *ToAWS* IE, the Node B shall reconfigure the time of arrival window startpoint that the FACH shall use.

If the COMMON TRANSPORT CHANNEL RECONFIGURATION REQUEST message includes the *ToAWE* IE, the Node B shall reconfigure the time of arrival window endpoint that the FACH shall use.

PCH: When the PCH is present Node B shall reconfigure the indicated PCH.

[FDD - If the COMMON TRANSPORT CHANNEL RECONFIGURATION REQUEST message includes the *PCH Power* IE, the Node B shall reconfigure the power that the PCH shall use.]

If the COMMON TRANSPORT CHANNEL RECONFIGURATION REQUEST message includes the *ToAWS* IE, the Node B shall reconfigure the time of arrival window startpoint that the PCH shall use.

If the COMMON TRANSPORT CHANNEL RECONFIGURATION REQUEST message includes the *ToAWE* IE, the Node B shall reconfigure the time of arrival window endpoint that the PCH shall use.

PICH: When a PICH is present Node B shall reconfigure the indicated PICH.

If the COMMON TRANSPORT CHANNEL RECONFIGURATION REQUEST message includes the *PICH Power* IE, the Node B shall reconfigure the power that the PICH shall use.

[FDD – PRACH]: When a PRACH is present Node B shall reconfigure the indicated PRACH.

If the COMMON TRANSPORT CHANNEL RECONFIGURATION REQUEST message includes the Allowed Preamble Signatures Information, the Node B shall reconfigure the preamble signatures that the PRACH shall use.

If the COMMON TRANSPORT CHANNEL RECONFIGURATION REQUEST message includes the Allowed Slot Format Information, the Node B shall reconfigure the slot formats that the PRACH shall use.

If the COMMON TRANSPORT CHANNEL RECONFIGURATION REQUEST message includes the Allowed Sub Channel Information, the Node B shall reconfigure the sub channel numbers that the PRACH shall use.

[FDD – AICH]: When a AICH is present Node B shall reconfigure the indicated AICH.

If the COMMON TRANSPORT CHANNEL RECONFIGURATION REQUEST message includes the *AICH Power* IE, the Node B shall reconfigure the power that the AICH shall use.

[FDD – CPCH]: When a CPCH is present Node B shall reconfigure the indicated CPCH.

If the COMMON TRANSPORT CHANNEL RECONFIGURATION REQUEST message includes UL SIR Information, the Node B shall reconfigure the UL SIR for the UL power control for the CPCH.

If the COMMON TRANSPORT CHANNEL RECONFIGURATION REQUEST message includes Initial DL transmission Power Information, the Node B shall reconfigure the Initial DL transmission Power for the CPCH.

If the COMMON TRANSPORT CHANNEL RECONFIGURATION REQUEST message includes Maximum DL Power Information, the Node B shall apply this value to the new configuration and never transmit with a higher power on any DL PCPCHs once the new configuration is being used.

If the COMMON TRANSPORT CHANNEL RECONFIGURATION REQUEST message includes Minimum DL Power Information, the Node B shall apply this value to the new configuration and never transmit with a lower power on any DL PCPCHs once the new configuration is being used.

[FDD – AP-AICH]: When a AP-AICH is present Node B shall reconfigure the indicated AP-AICH.

If the COMMON TRANSPORT CHANNEL RECONFIGURATION REQUEST message includes the *AP-AICH Power* IE, the Node B shall reconfigure the power that the AP-AICH shall use.

If the COMMON TRANSPORT CHANNEL RECONFIGURATION REQUEST message includes the *CSICH Power* IE, the Node B shall reconfigure the power that the CSICH shall use.

[FDD-CD/CA-ICH]: When a CD/CA-ICH is present Node B shall reconfigure the indicated CD/CA-ICH.

If the COMMON TRANSPORT CHANNEL RECONFIGURATION REQUEST message includes the *CD/CA-AICH Power IE*, the Node B shall reconfigure the power that the CD/CA-AICH shall use.

After a successful procedure, the channels will have adopted the new configuration in Node B. The channels in the COMMON TRANSPORT CHANNEL RECONFIGURATION REQUEST message shall remain in the same state as prior to the procedure. Node B shall store the value of *Configuration Generation ID IE*, and the Node B shall respond with the COMMON TRANSPORT CHANNEL RECONFIGURATION RESPONSE message.

8.2.2.3 Unsuccessful Operation

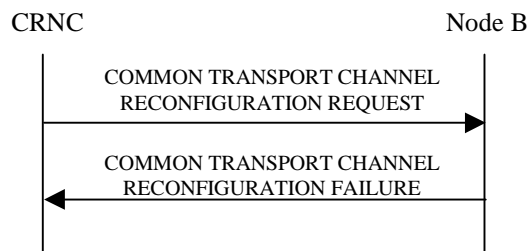


Figure 4: Common Transport Channel Reconfiguration procedure, Unsuccessful Operation

If the Node B is not able to support all or parts of the configuration, it shall reject the configuration of all the channels in the COMMON TRANSPORT CHANNEL RECONFIGURATION REQUEST message. The channels in the COMMON TRANSPORT CHANNEL RECONFIGURATION REQUEST message shall remain in the same state as prior to the procedure. The *Cause IE* shall be set to an appropriate value. The value of *Configuration Generation ID IE* from the COMMON TRANSPORT CHANNEL RECONFIGURATION REQUEST message shall not be stored.

If the configuration was unsuccessful, the Node B shall respond with the COMMON TRANSPORT CHANNEL RECONFIGURATION FAILURE message.

Typical cause values are as follows:

Radio Network Layer Cause

- Cell not available
- Unknown C-ID
- Power level not supported
- Node B Resources unavailable

Transport Layer Cause

- Transport Resources Unavailable

Protocol Cause

- Semantic error

Miscellaneous Cause

- O&M Intervention
- Control processing overload
- HW failure

8.2.2.4 Abnormal Conditions

-

8.2.3 Common Transport Channel Deletion

8.2.3.1 General

This procedure is used for deleting common physical channels and common transport channels.

8.2.3.2 Successful Operation

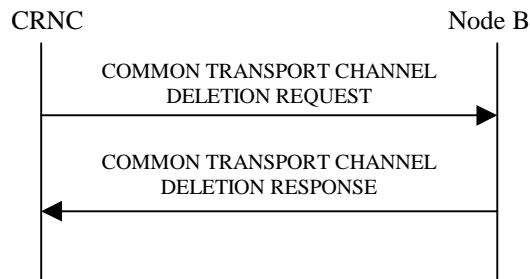


Figure 5: Common Transport Channel Deletion procedure, Successful Operation

The procedure is initiated with a COMMON TRANSPORT CHANNEL DELETION REQUEST message sent from the CRNC to the Node B.

- Secondary CCPCH:** When the COMMON TRANSPORT CHANNEL DELETION REQUEST message contains a Secondary CCPCH, Node B shall delete the indicated channel and the FACHs and PCH supported by that Secondary CCPCH. If there is a PCH that is deleted, the PICH associated with that PCH shall also be deleted.
- PRACH:** When the COMMON TRANSPORT CHANNEL DELETION REQUEST message contains a PRACH, Node B shall delete the indicated channel and the RACH supported by the PRACH. [FDD - The AICH associated with the RACH shall also be deleted.]
- [FDD – PCPCHes]:** When the COMMON TRANSPORT CHANNEL DELETION REQUEST message contains one of PCPCHes for a CPCH, Node B shall delete all PCPCHs associated with the indicated channel and the CPCH supported by the PCPCHes. The AP-AICH and CD/CA-ICH associated with the CPCH shall also be deleted.

[TDD – If the requested common physical channel is a part of a CCTrCH, all common transport channels and all common physical channels associated with this CCTrCH shall be deleted.]

After a successful procedure, the channels are deleted in Node B. The channels in the COMMON TRANSPORT CHANNEL DELETION REQUEST message shall be set to state Not Existing ref. [6]. Node B shall store the received value of the *Configuration Generation ID* IE, and respond with the COMMON TRANSPORT CHANNEL DELETION RESPONSE message.

8.2.3.3 Unsuccessful Operation

-

8.2.3.4 Abnormal Conditions

If the C-ID in the COMMON TRANSPORT CHANNEL DELETION REQUEST message is not existing in the Node B or the Common Physical Channel ID does not exist in the Cell, the Node B shall respond with the COMMON TRANSPORT CHANNEL DELETION RESPONSE message.

8.2.4 Block Resource

8.2.4.1 General

The Node B initiates this procedure to request the CRNC to prohibit the usage of the specified logical resources.

The logical resource that can be blocked is a cell.

8.2.4.2 Successful Operation

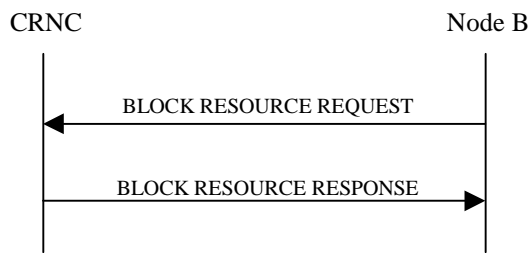


Figure 6: Block Resource procedure, Successful Operation

The procedure is initiated with a BLOCK RESOURCE REQUEST message sent from the Node B to the CRNC.

Upon reception of the BLOCK RESOURCE REQUEST message, the CRNC shall prohibit the use of the indicated logical resources according to the *Blocking Priority Indicator* IE.

If the *Blocking Priority Indicator* IE in the BLOCK RESOURCE REQUEST message indicates 'High Priority', the CRNC shall prohibit the use of the logical resources immediately.

The BLOCK RESOURCE REQUEST message shall include the *Shutdown Timer* IE when the *Blocking Priority Indicator* IE indicates 'Normal Priority'. The CRNC shall prohibit the use of the logical resources if the resources are idle or immediately upon expiry of the shutdown timer specified in the message. New traffic shall not be allowed to use the logical resources while the CRNC waits for the resources to become idle and once the resources are blocked.

If the *Blocking Priority Indicator* IE in the BLOCK RESOURCE REQUEST message indicates 'Low Priority', the CRNC shall prohibit the use of the logical resources when the resources become idle. New traffic shall not be allowed to use the logical resources while the CRNC waits for the resources to become idle and once the resources are blocked.

If the resources are successfully blocked, the CRNC shall respond with a BLOCK RESOURCE RESPONSE message. Upon reception of the BLOCK RESOURCE RESPONSE message, the Node B may disable [TDD - SCH], [FDD - the Primary SCH, the Secondary SCH, the Primary CPICH, if present the Secondary CPICH(s)] and the Primary CCPCH. The other logical resources in the cell shall be considered as blocked.

Reconfiguration of logical resources and change of System Information can be done, even when the logical resources are blocked.

Interactions with the Unblock Resource procedure:

If the UNBLOCK RESOURCE INDICATION message is received by the CRNC while a Block Resource procedure on the same logical resources is in progress, the CRNC shall cancel the Block Resource procedure and proceed with the Unblock Resource procedure.

If the BLOCK RESOURCE RESPONSE message or the BLOCK RESOURCE FAILURE message is received by the Node B after the Node B has initiated an Unblock Resource procedure on the same logical resources as the ongoing Block Resource procedure, the Node B shall ignore the response to the Block Resource procedure.

8.2.4.3 Unsuccessful Operation

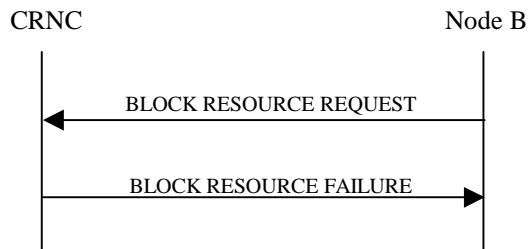


Figure 7: Block Resource procedure, Unsuccessful Operation

The CRNC may reject the request to block the logical resources, in which case the logical resources will remain unaffected and the CRNC shall respond to the Node B with the BLOCK RESOURCE FAILURE message. Upon reception of the BLOCK RESOURCE FAILURE message, the Node B shall leave the logical resources in the state that they were in prior to the start of the Block Resource procedure.

Typical cause values are as follows:

Protocol Cause

- Semantic error

Miscellaneous Cause

- O&M Intervention
- Control processing overload
- HW failure

Radio Network Layer Cause

- Priority transport channel established

8.2.4.4 Abnormal Conditions

-

8.2.5 Unblock Resource

8.2.5.1 General

The Node B initiates this procedure to indicate to the CRNC that logical resources are now unblocked.

The logical resource that can be unblocked is a cell.

8.2.5.2 Successful Operation



Figure 8: Unblock Resource procedure, Successful Operation

The procedure is initiated with an UNBLOCK RESOURCE INDICATION message sent from the Node B to the CRNC. Node B shall enable [TDD - SCH], [FDD - the Primary SCH, the Secondary SCH, the Primary CPICH, the Secondary CPICH(s) (if present)] and the Primary CCPCH that had been disabled due to the preceding Block Resource procedure before sending the UNBLOCK RESOURCE INDICATION message. Upon reception of the UNBLOCK RESOURCE INDICATION message, the CRNC may permit the use of the logical resources.

When the logical resource indicated is a cell, all associated physical channels and transport channels are unblocked.

8.2.5.3 Abnormal Conditions

-

8.2.6 Audit Required

8.2.6.1 General

The Node B initiates this procedure to request the CRNC to perform an audit of the logical resources at the Node B. This procedure is used to indicate a possible misalignment of state or configuration information

8.2.6.2 Successful Operation




Figure 9: Audit Required procedure, Successful Operation

The procedure is initiated with an AUDIT REQUIRED INDICATION message sent from the Node B to the CRNC.

If the Node B cannot ensure alignment of the state or configuration information, it should initiate the Audit Required procedure.

Upon receipt of the AUDIT REQUIRED INDICATION message, the CRNC should initiate the Audit procedure.

8.2.6.3 Abnormal Conditions

-

8.2.7 Audit

8.2.7.1 General

This procedure is executed by the CRNC to perform an audit of the configuration and status of the logical resources in the Node B. A complete audit of a Node B is performed by one or more Audit procedures, together performing an audit sequence. The audit may cause the CRNC to re-sync the Node B to the status of logical resources known by the CRNC, that the Node B can support.

8.2.7.2 Successful Operation

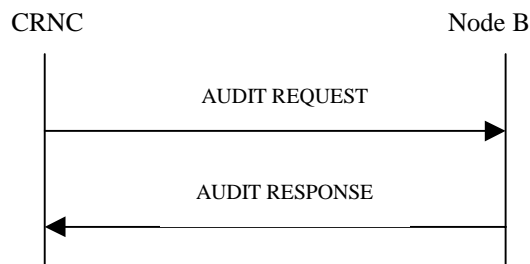


Figure 10: Audit procedure, Successful Operation

The procedure is initiated with an AUDIT REQUEST message sent from the CRNC to the Node B.

If the *Start of Audit Sequence* IE in the AUDIT REQUEST message is set to “start of audit sequence” a new audit sequence is started, any ongoing audit sequence shall be aborted and the Node B shall provide (part of the) audit information. If the *Start of Audit Sequence* IE is set to “not start of audit sequence”, the Node B shall provide (part of) the remaining audit information not already provided during this audit sequence.

If the information provided in the AUDIT RESPONSE message completes the audit sequence, the Node B shall set the *End Of AuditSequence Indicator* IE in the AUDIT RESPONSE message to “End of Audit Sequence”. If not all audit information has been provided yet as part of the ongoing audit sequence, the Node B shall set the *End Of AuditSequence Indicator* IE in the AUDIT RESPONSE message to “Not End of Audit Sequence”.

Information Provided In One Audit Sequence.

The Node B shall include one *Local Cell Information* IE for each local cell present in the Node B. The Node B shall include the *Maximum DL Power Capability* IE and the *Minimum DL Power Capability* IE when any of those values are known by the Node B.

If Node B internal resources are pooled for a group of cells, the Node B shall include one *Local Cell Group Information* IE containing Node B internal resource capacity and consumption laws per group of cells. If the *UL Capacity Credit* IE is not present, then the internal resource capabilities of the Node B are modelled as shared resources between Uplink and Downlink.

The Node B shall include for each local cell present in the Node B the Node B internal resource capability and consumption laws within the *Local Cell Information* IE. If the *UL Capacity Credit* IE is not present, then the internal resource capabilities of the local cell are modelled as shared resources between Uplink and Downlink. If the Local Cell utilises Node B internal resource capabilities that are pooled for several Local Cell(s), the *Local Cell Group ID* IE shall contain the identity of the used Local Cell Group.

The Node B shall include one *Cell Information* IE for each cell in the Node B and information about all common transport channels and all common physical channels for each cell. If a *Configuration Generation ID* IE for a cell can not be trusted, the Node B shall set this *Configuration Generation ID* IE = ‘0’.

The Node B shall also include one *Communication Control Port Information* IE for each communication control port in the Node B.

8.2.7.3 Unsuccessful Operation

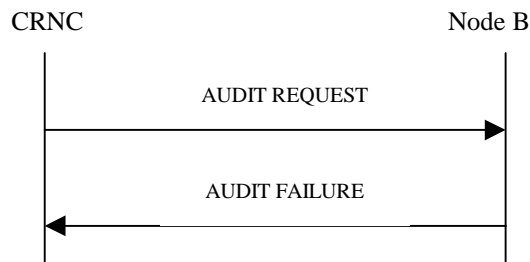


Figure 10A: Audit procedure, Unsuccessful Operation

If the Node B receives the AUDIT REQUEST message with the *Start of Audit Sequence* IE set to "not start of audit sequence" and there is no ongoing audit sequence, the Node B shall send the AUDIT FAILURE message with the appropriate cause value.

Typical cause values for the AUDIT FAILURE message are:

Protocol Causes:

- Message not Compatible with Receiver State

8.2.7.4 Abnormal Conditions

-

8.2.8 Common Measurement Initiation

8.2.8.1 General

This procedure is used by a CRNC to request the initiation of measurements on common resources in a Node B.

8.2.8.2 Successful Operation

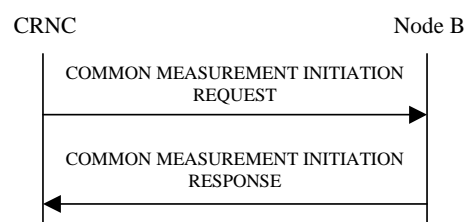


Figure 11: Common Measurement Initiation procedure, Successful Operation

The procedure is initiated with a COMMON MEASUREMENT INITIATION REQUEST message sent from the CRNC to the Node B using the Node B control port.

Upon reception, the Node B shall initiate the requested measurement according to the parameters given in the request. Unless specified below, the meaning of the parameters are given in other specifications.

[TDD - If the Time Slot Information is provided in the *Common Measurement Object Type* IE, the measurement request shall apply to the requested time slot individually.]

[FDD - If the Spreading Factor Information is provided in the *Common Measurement Object Type* IE, measurement request shall apply to the PCPCHs whose minimum allowed spreading factor (Min UL Channelisation Code Length) is equal to the value of Spreading Factor Information.

If the *SFN Reporting Indicator* IE is set to "FN Reporting Required", the *SFN* IE shall be included in the measurement report or in the measurement response, the latter only in the case the *Report Characteristics* IE is set to 'On-Demand'. The reported SFN shall be the SFN at the time when the measurement value was reported by the layer 3 filter, referred to as point C in the measurement model [25].

If the *SFN* IE is provided, it indicates the frame for which the first measurement shall be provided. The provided measurement value shall be the one reported by the layer 3 filter, referred to as point C in the measurement model [25].

Report characteristics

The *Report Characteristics* IE indicates how the reporting of the measurement shall be performed.

If the *Report Characteristics* IE is set to 'On-Demand', the Node B shall report the result of the requested measurement immediately.

If the *Report Characteristics* IE is set to 'Periodic', the Node B shall periodically initiate a Measurement Reporting procedure for this measurement, with the requested report frequency.

If the *Report Characteristics* IE is set to 'Event A', the Node B shall initiate the Common Measurement Reporting procedure when the measured entity rises above the requested threshold and stays there for the requested hysteresis time. If no hysteresis time is given, the Node B shall use the value zero for the hysteresis time.

If the *Report Characteristics* IE is set to 'Event B', the Node B shall initiate the Common Measurement Reporting procedure when the measured entity falls below the requested threshold and stays there for the requested hysteresis time. If no hysteresis time is given, the Node B shall use the value zero for the hysteresis time.

If the *Report Characteristics* IE is set to 'Event C', the Node B shall initiate the Common Measurement Reporting procedure when the measured entity rises by an amount greater than the requested threshold within the requested time.

If the *Report Characteristics* IE is set to 'Event D', the Node B shall initiate the Common Measurement Reporting procedure when the measured entity falls more than the requested threshold within the requested time.

If the *Report Characteristics* IE is set to 'Event E', the Node B shall initiate the Common Measurement Reporting procedure when the measured entity rises above the 'Measurement Threshold 1' and stays there for the 'Measurement Hysteresis Time' (Report A). When the conditions for Report A are met and the *Report Periodicity* IE is provided, the Node B shall initiate the Common Measurement Reporting procedure periodically. If the conditions for Report A have been met and the measured entity falls below the 'Measurement Threshold 2' and stays there for the 'Measurement Hysteresis Time', the Node B shall initiate the Common Measurement Reporting procedure (Report B) as well as terminating any corresponding periodic reporting. If 'Measurement Threshold 2' is not present, the Node B shall use 'Measurement Threshold 1' instead. If no 'Measurement Hysteresis Time' is provided, the Node B shall use the value zero as hysteresis times for both Report A and Report B.

If the *Report Characteristics* IE is set to 'Event F', the Node B shall initiate the Common Measurement Reporting procedure when the measured entity falls below the 'Measurement Threshold 1' and stays there for the 'Measurement Hysteresis Time' (Report A). When the conditions for Report A are met and the *Report Periodicity* IE is provided the Node B shall also initiate the Common Measurement Reporting procedure periodically. If the conditions for Report A have been met and the measured entity rises above the 'Measurement Threshold 2' and stays there for the 'Measurement Hysteresis Time', the Node B shall initiate the Common Measurement Reporting procedure (Report B) as well as terminating any corresponding periodic reporting. If 'Measurement Threshold 2' is not present, the Node B shall use 'Measurement Threshold 1' instead. If no 'Measurement Hysteresis Time' is provided, the Node B shall use the value zero as hysteresis times for both Report A and Report B.

If the *Report Characteristics* IE is not set to 'On-Demand', the Node B is required to perform reporting for a common measurement object, in accordance with the conditions provided in the COMMON MEASUREMENT INITIATION REQUEST message, as long as the object exists. If no common measurement object(s) for which a measurement is defined exists any more the Node B shall terminate the measurement locally without reporting this to the CRNC.

If at the start of the measurement, the reporting criteria are fulfilled for any of Event A, Event B, Event E or Event F, the Node B shall initiate the Common Measurement Reporting procedure immediately, and then continue with the measurements as specified in the COMMON MEASUREMENT INITIATION REQUEST message.

Higher layer filtering

The *Measurement Filter Coefficient* IE indicates how filtering of the measurement values shall be performed before measurement event evaluation and reporting.

The averaging shall be performed according to the following formula.

$$F_n = (1 - a) \cdot F_{n-1} + a \cdot M_n$$

The variables in the formula are defined as follows:

F_n is the updated filtered measurement result

F_{n-1} is the old filtered measurement result

M_n is the latest received measurement result from physical layer measurements

$a = 1/2^{(k/2)}$, where k is the parameter received in the *Measurement Filter Coefficient* IE. If the *Measurement Filter Coefficient* IE is not present, a shall be set to 1 (no filtering)

In order to initialise the averaging filter, F_0 is set to M_1 when the first measurement result from the physical layer measurement is received.

Response message

If the Node B was able to initiate the measurement requested by the CRNC it shall respond with the COMMON MEASUREMENT INITIATION RESPONSE message sent over the Node B control port. The message shall include the same Measurement ID that was used in the measurement request. Only in the case when the *Report Characteristics* IE is set to "On-Demand", the COMMON MEASUREMENT INITIATION RESPONSE message shall contain the measurement result.

8.2.8.3 Unsuccessful Operation

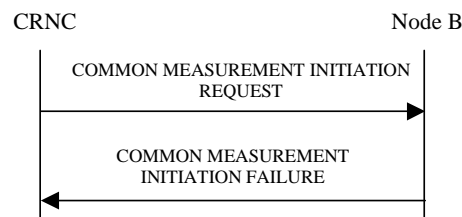


Figure 12: Common Measurement Initiation procedure, Unsuccessful Operation

If the Common Measurement Type received in the *Common Measurement Type* IE is not defined in ref. [4] or [5] to be measured on the Common Measurement Object Type received in the *Common Measurement Object Type* IE in the COMMON MEASUREMENT INITIATION REQUEST message the Node B shall regard the Common Measurement Initiation procedure as failed.

If the requested measurement cannot be initiated, the Node B shall send a COMMON MEASUREMENT INITIATION FAILURE message sent over the Node B control port. The message shall include the same Measurement ID that was used in the COMMON MEASUREMENT INITIATION REQUEST message and the *Cause* IE set to an appropriate value.

Typical cause values are as follows:

Radio Network Layer Cause

- Measurement not supported for the object.
- Measurement Temporarily not Available

8.2.8.4 Abnormal Conditions

-

8.2.9 Common Measurement Reporting

8.2.9.1 General

This procedure is used by a Node B to report the result of measurements requested by the CRNC with the Common Measurement Initiation procedure.

8.2.9.2 Successful Operation

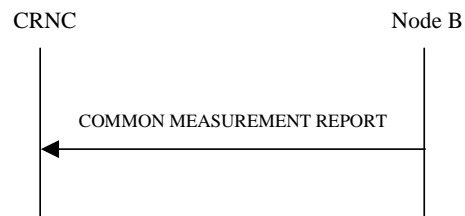


Figure 13: Common Measurement Reporting procedure, Successful Operation

If the requested measurement reporting criteria are met, the Node B shall initiate the Common Measurement Reporting procedure. The COMMON MEASUREMENT REPORT message shall use the Node B control port.

The *Common Measurement ID* IE shall be set to the Common Measurement ID provided by the CRNC when initiating the measurement with the Common Measurement Initiation procedure.

If the achieved measurement accuracy does not fulfil the given accuracy requirement (see ref.[22] and [23]), the Measurement not available shall be reported.

8.2.9.3 Abnormal Conditions

-

8.2.10 Common Measurement Termination

8.2.10.1 General

This procedure is used by the CRNC to terminate a measurement previously requested by the Common Measurement Initiation procedure.

8.2.10.2 Successful Operation



Figure 14: Common Measurement Termination procedure, Successful Operation

This procedure is initiated with a COMMON MEASUREMENT TERMINATION REQUEST message, sent from the CRNC to the Node B using the Node B control port.

Upon reception, the Node B shall terminate reporting of measurements corresponding to the Common Measurement ID.

8.2.10.3 Abnormal Conditions

-

8.2.11 Common Measurement Failure

8.2.11.1 General

This procedure is used by the Node B to notify the CRNC that a measurement previously requested by the Common Measurement Initiation procedure can no longer be reported.

8.2.11.2 Successful Operation



Figure 15: Common Measurement Failure procedure, Successful Operation

This procedure is initiated with a COMMON MEASUREMENT FAILURE INDICATION message, sent from the Node B to the CRNC using the Node B control port, to inform the CRNC that a previously requested measurement can no longer be reported. The Node B has locally terminated the indicated measurement.

8.2.11.3 Abnormal Conditions

-

8.2.12 Cell Setup

8.2.12.1 General

This procedure is used to set up a cell in Node B. The CRNC takes the cell, identified via the *C-ID* IE, into service and uses the resources in Node B identified via the *Local Cell ID* IE.

8.2.12.2 Successful Operation

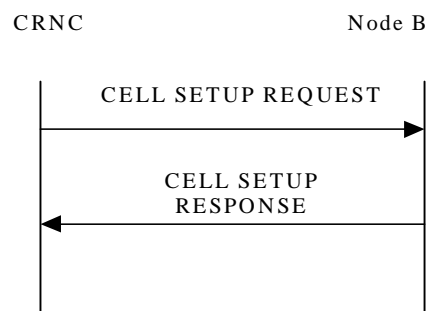


Figure 16: Cell Setup procedure, Successful Operation

The procedure is initiated with a CELL SETUP REQUEST message sent from CRNC to Node B. Upon Reception, the Node B shall reserve the necessary resources and configure the new cell according to the parameters given in the message.

[FDD - If the CELL SETUP REQUEST message includes one or more *Secondary CPICH Information* IE the Node B shall configure and activate the Secondary CPICH(s) in the cell according to received configuration data.]

The *Maximum Transmission Power* IE value shall be stored in the Node B and at any instance of time the total maximum output power in the cell shall not be above this value.

[FDD - If the *Closed Loop Timing Adjustment Mode* IE is included in the CELL SETUP REQUEST message, the value shall be stored in the Node B and applied when closed loop Feed-Back mode diversity is used on DPCH.]

When the cell is successfully configured the Node B shall store the *Configuration Generation ID* IE value and send a CELL SETUP RESPONSE message as a response.

[FDD- When the cell is successfully configured CPICH(s), Primary SCH, Secondary SCH, Primary CCPCH and BCH exist.][TDD - When the cell is successfully configured SCH, Primary CCPCH and BCH exist and the switching-points for the TDD frame structure are defined.] The cell and the channels shall be set to state Enabled [6].

8.2.12.3 Unsuccessful Operation

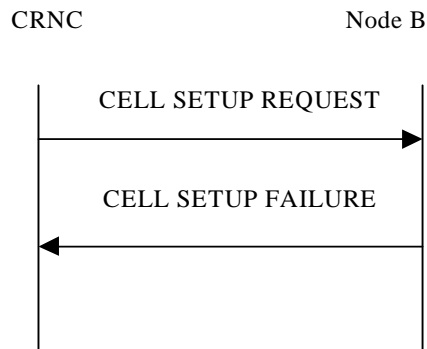


Figure 17: Cell Setup procedure: Unsuccessful Operation

If the state of the cell already is Enabled or Disabled [6] when the CELL SETUP REQUEST message is received in Node B, it shall reject the configuration of the cell and all channels in the CELL SETUP REQUEST message with the *Cause* IE set to "Message not compatible with receiver state".

If the Node B cannot set up the cell according to the information given in CELL SETUP REQUEST message the CELL SETUP FAILURE message shall be sent to CRNC.

In this case the cell is Not Existing in Node B. The Configuration Generation ID shall not be changed in Node B.

The *Cause* IE shall be set to an appropriate value.

Typical cause values are as follows:

Radio Network Layer Cause

- S-CPICH not supported
- Requested Tx Diversity Mode not supported
- Unknown Local Cell ID
- Power level not supported
- Node B Resources unavailable

Protocol Cause

- Semantic error

Miscellaneous Cause

- O&M Intervention
- Control processing overload
- HW failure

8.2.12.4 Abnormal Conditions

-

8.2.13 Cell Reconfiguration

8.2.13.1 General

This procedure is used to reconfigure a cell in Node B.

8.2.13.2 Successful Operation

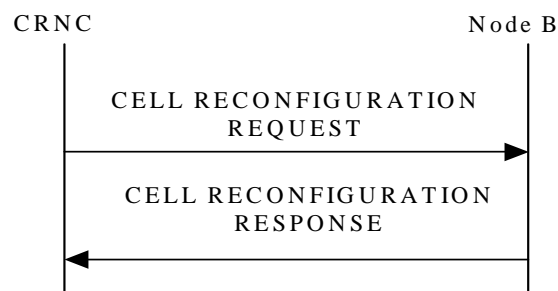


Figure 18: Cell Reconfiguration procedure, Successful Operation

The procedure is initiated with a CELL RECONFIGURATION REQUEST message sent from CRNC to Node B. Upon Reception, the Node B shall reconfigure the cell according to the parameters given in the message.

[FDD - If the CELL RECONFIGURATION REQUEST message includes the *Primary SCH Information* IE the Node B shall reconfigure Primary SCH power in the cell according to *Primary SCH Power* IE value.]

[FDD - If the CELL RECONFIGURATION REQUEST message includes the *Secondary SCH Information* IE the Node B shall reconfigure Secondary SCH power in the cell according to the *Secondary SCH Power* IE value.]

[FDD - If the CELL RECONFIGURATION REQUEST message includes the *Primary CPICH Information* IE the Node B shall reconfigure Primary CPICH power in the cell according to the *Primary CPICH Power* IE value. Node B shall adjust all the transmitted power levels relative to the Primary CPICH power according to the new value.]

[FDD - If the CELL RECONFIGURATION REQUEST message includes one or more *Secondary CPICH Information* IE the Node B shall reconfigure the power for each Secondary CPICH in the cell according to their *Secondary CPICH Power* IE value.]

[TDD - If the CELL RECONFIGURATION REQUEST message includes the *SCH Information* IE the Node B shall reconfigure SCH power in the cell according to the *SCH Power* IE value.]

[TDD - If the CELL RECONFIGURATION REQUEST message includes the *Timing Advance Applied* IE the Node B shall apply the necessary functions for Timing Advance in that cell including reporting of the Rx Timing Deviation measurement, according to the *Timing Advance Applied* IE value.]

[FDD - If the CELL RECONFIGURATION REQUEST message includes the *Primary CCPCH Information* IE the Node B shall reconfigure BCH power in the cell according to the *BCH Power* IE value.]

[TDD - If the CELL RECONFIGURATION REQUEST message includes the *Primary CCPCH Information* IE the Node B shall reconfigure P-CCPCH power in the cell according to the *P-CCPCH Power* IE value. Node B shall adjust all the transmitted power levels relative to the Primary CPPCH power according to the new value.]

If the CELL RECONFIGURATION REQUEST message includes the *Maximum Transmission Power* IE the value shall be stored in the Node B and at any instance of time the total maximum output power in the cell shall not be above this value.

[TDD - If the CELL RECONFIGURATION REQUEST message includes the *Timeslot Information* IE the Node B shall reconfigure switching-point structure in the cell according to the *Timeslot* IE value.]

[TDD - If the CELL RECONFIGURATION REQUEST message includes any of the *Constant Value* IEs, the Node B shall use these values when generating the appropriate SIB.]

When the cell is successfully reconfigured the Node B shall store the new *Configuration Generation ID* IE value and send a CELL RECONFIGURATION RESPONSE message as a response.

If the CELL RECONFIGURATION REQUEST message includes the *Synchronisation Configuration* IE the Node B shall reconfigure the indicated parameters in the cell according to the IE value. When the parameters in the *Synchronisation Configuration* IE affect the thresholds applied to a RL set, the Node B shall immediately apply the new thresholds. When applying the new thresholds the Node B shall not change the state or value of any of the timers and counters for which the new thresholds apply.

8.2.13.3 Unsuccessful Operation

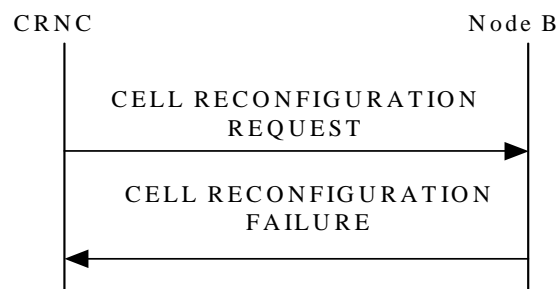


Figure 19: Cell Reconfiguration procedure: Unsuccessful Operation

If the Node B cannot reconfigure the cell according to the information given in CELL RECONFIGURATION REQUEST message the CELL RECONFIGURATION FAILURE message shall be sent to CRNC.

In this case, the Node B shall keep the old configuration of the cell and the Configuration Generation ID shall not be changed in Node B.

The Cause IE shall be set to an appropriate value.

Typical cause values are as follows:

Radio Network Layer Cause

- Unknown C-ID
- Power level not supported
- Node B Resources unavailable

Protocol Cause

- Semantic error

Miscellaneous Cause

- O&M Intervention

- Control processing overload
- HW failure

8.2.13.4 Abnormal Conditions

-

8.2.14 Cell Deletion

8.2.14.1 General

This procedure is used to delete a cell in Node B.

8.2.14.2 Successful Operation

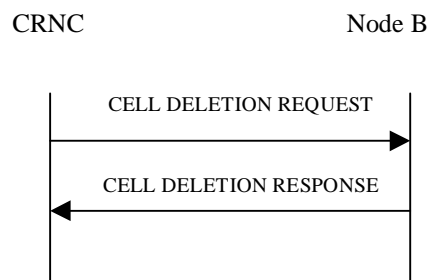


Figure 10: Cell Deletion procedure, Successful Operation

The procedure is initiated with a CELL DELETION REQUEST message sent from CRNC to Node B. Upon Reception, the Node B shall remove the cell and any remaining common and dedicated channels within the cell. The states for the cell and the deleted common channels shall be set to Not Existing [6]. The Node B shall remove all Radio Links from the Cell and all Node B Communication Contexts that as a result do not have a Radio Link. The Node B shall also initiate release of the user plane transport bearers for the removed common and dedicated channels.

When the cell is deleted, the Node B shall send a CELL DELETION RESPONSE message as a response.

8.2.14.3 Unsuccessful Operation

-

8.2.14.4 Abnormal Conditions

If the CELL DELETION REQUEST message includes a *C-ID* IE value that is not existing in Node B the Node B shall respond with the CELL DELETION RESPONSE message.

8.2.15 Resource Status Indication

8.2.15.1 General

This procedure is used in the following cases:

1. When a Local Cell becomes Existing at the Node B.
2. When a Local Cell is to be deleted in Node B, i.e. become Not Existing.
3. When the capabilities of the Local Cell change at the Node B.
4. When a cell has changed its capability and/or its resource operational state at Node B.

5. When common physical channels and/or common transport channels have changed their capabilities at a Node B.
6. When a communication control port changed its resource operational state at the Node B.
7. When a Local Cell Group has changed its resource capability at the Node B.

Each of the above cases shall trigger a Resource Status Indication procedure and the RESOURCE STATUS INDICATION message shall contain the logical resources affected for that case and the cause value when applicable.

8.2.15.2 Successful Operation



Figure 21: Resource Status Indication procedure, Successful Operation

The procedure is initiated with a RESOURCE STATUS INDICATION message sent from the Node B to CRNC.

Local Cell Becomes Existing:

When a Local Cell becomes Existing at the Node B, the Node B shall make it available to the CRNC by sending a RESOURCE STATUS INDICATION message with the *Indication Type* IE set equal to "No Failure", the *Local Cell ID* IE and the *Add/Delete Indicator* IE set equal to 'Add'.

When the capacity credits and consumption laws are shared between several Local Cells, the Node B includes the *Local Cell Group ID* IE for the Local Cell. If the *Local Cell Group Information* IE is not already reported in a previous RESOURCE STATUS INDICATION message, the Node B shall include the capacity credits and the consumption laws in the *Local Cell Group Information* IE.

If the *Local Cell* IE contains both the *DL or Global Capacity Credit* IE and the *UL Capacity Credit* IE then the internal resource capabilities of the Local Cell are modelled independently in the Uplink and Downlink direction. If the *UL Capacity Credit* IE is not present, then the internal resource capabilities of the Local Cell are modelled as shared resources between Uplink and Downlink. If the *Local Cell Group Information* IE contains both the *DL or Global Capacity Credit* IE and the *UL Capacity Credit* IE then the internal resource capabilities of the Local Cell Group are modelled independently in the Uplink and Downlink direction. If the *UL Capacity Credit* IE is not present, then the internal resource capabilities of the Local Cell Group are modelled as shared resources between Uplink and Downlink.

Local Cell Deletion:

When a Local Cell is to be deleted in Node B, i.e. become Not Existing, the Node B shall withdraw the Local Cell from the CRNC by sending a RESOURCE STATUS INDICATION message with the *Indication Type* IE set equal to "No Failure", the *Local Cell ID* IE and the *Add/Delete Indicator* IE set equal to 'Delete'. The Node B shall not withdraw a previously configured cell at the Node B that the CRNC had configured using the Cell Setup procedure, until the CRNC has deleted that cell at the Node B using the Cell Delete procedure.

Capability Change of a Local Cell:

When the capabilities of a Local Cell change at the Node B, the Node B shall report the new capability by sending a RESOURCE STATUS INDICATION message with the *Indication Type* IE set equal to "Service Impacting" and the Local Cell ID. The Node B shall include the *Minimum DL Power Capability* IE when it is known by the Node B. If the DL power capability has changed, the new capability shall be indicated in the *DL Power Capability* IE. If the DL capability for supporting the minimum spreading factor has changed, the new capability shall be indicated in the *Minimum Spreading Factor* IE. The *Cause* IE in the RESOURCE STATUS INDICATION message shall be set to the appropriate value. If the internal resource capabilities of the Local Cell are affected, it shall be reported in the following way: If the internal resource capabilities of the Local Cell are modelled as shared resources between Uplink and Downlink, the new capacity shall be reported in the *DL or Global Capacity Credit* IE. If the internal resource capabilities of the Local Cell are modelled independently in the Uplink and Downlink direction, then the *DL or Global Capacity Credit* IE and the *UL Capacity Credit* IE shall be present in the RESOURCE STATUS INDICATION. If the

maximum DL power capability of the Local Cell is affected, this shall be reported using the *Maximum DL Power Capability* IE.

Capability Change of a Cell:

When the capabilities and/or resource operational state of a cell changes at the Node B, the Node B shall report the new capability and/or resource operational state by sending a RESOURCE STATUS INDICATION message with the *Indication Type* IE set equal to "Service Impacting", the *C-ID* IE, the *Resource Operational State* IE and the *Availability Status* IE. The *Cause* IE in the RESOURCE STATUS INDICATION message shall be set to the appropriate value.

Capability Change of a Common Physical Channel and/or Common Transport Channel:

The Node B shall not delete any common or dedicated channels, due to the cell being "Disabled". For all affected common and dedicated channels, the Node B shall report the impact to the CRNC with the relevant procedures.

When the capabilities and/or resource operational state of common physical channels and/or common transport channels have changed, the Node B shall report the new capability and/or resource operational state by sending a RESOURCE STATUS INDICATION message with the *Indication Type* IE set equal to "Service Impacting", the *Resource Operational State* IE and the *Availability Status* IE set to appropriate values for the affected channel(s). The *Cause* IE in the RESOURCE STATUS INDICATION message shall be set to the appropriate value.

When a power value for a common physical channel and/or a common transport channel becomes beyond the supported power value range due to a change in capability in Node Bs, it shall be reported to the CRNC in the RESOURCE STATUS INDICATION message, with the *Resource Operational State* IE set to "Enabled", the *Availability Status* IE set to "Degraded" and the *Cause* IE set to "Power level not supported". Affected channels shall use the nearest power value that is supported.

Capability Change of a Communication Control Port:

When the resource operational state of a communication control port has changed, the Node B shall report the new resource operational state by sending a RESOURCE STATUS INDICATION message with the *Indication Type* IE set equal to "Service Impacting" and the *Communication Control Port ID* IE. The *Cause* IE in the RESOURCE STATUS INDICATION message shall be set to the appropriate value.

Capability Change of a Local Cell Group:

When the resource capabilities of a Local Cell Group change at the Node B, the Node B shall report the new capability by sending a RESOURCE STATUS INDICATION message with the *Indication Type* IE set equal to "Service Impacting" and the *Local Cell Group Information* IE reporting the change. The *Cause* IE in the RESOURCE STATUS INDICATION message shall be set to an appropriate value. If the RESOURCE STATUS INDICATION message contains both the *DL or Global Capacity Credit* IE and the *UL Capacity Credit* IE then the internal resource capabilities of the Node B are modelled independently in the Uplink and Downlink direction. If the *UL Capacity Credit* IE is not present, then the internal resource capabilities of the Node B are modelled as shared resources between Uplink and Downlink.

General:

When the RESOURCE STATUS INDICATION is used to report an error, only one cause value for all reported objects can be sent in one message. When the RESOURCE STATUS INDICATION is used to clear errors, only all errors for one object can be cleared per message. It is not possible to clear one out of several errors for one object.

8.2.15.3 Abnormal Conditions

-

8.2.16 System Information Update

8.2.16.1 General

The System Information Update procedure performs the necessary operations in order for the Node B to apply the correct scheduling of and/or to include the appropriate content to the system information segments broadcast on the BCCH.

8.2.16.2 Successful Operation

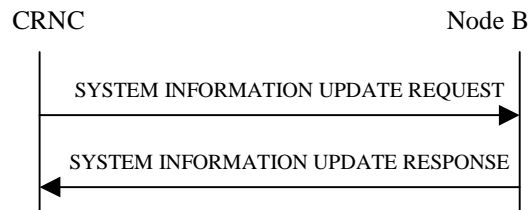


Figure 22: System Information Update procedure, Successful Operation

The procedure is initiated with a SYSTEM INFORMATION UPDATE REQUEST message sent from the CRNC to the Node B.

The Node B shall consider the requested updates to the BCCH schedule in the same order as the MIB/SB/SIB information is included in the SYSTEM INFORMATION UPDATE REQUEST message.

If the SYSTEM INFORMATION UPDATE REQUEST message includes the *BCCH Modification Time* IE, the updates to the BCCH schedule (possibly consisting of IB occurrence additions, IB occurrence deletions and IB occurrence content updates) indicated in the SYSTEM INFORMATION UPDATE REQUEST message shall be applied by Node B at the first time instance starting from the SFN value set by the *BCCH Modification Time* IE. If no *BCCH Modification Time* IE is included, the updates to the BCCH schedule shall be applied as soon as possible.

Information Block addition

If the SYSTEM INFORMATION UPDATE REQUEST message includes segments of a certain MIB/SB/SIB, the Node B shall assume that all segments for that Information Block are included in the message and ordered with increasing Segment Index (starting from 0). For each included segment, segment type information is also given in the SYSTEM INFORMATION UPDATE REQUEST message.

The Node B shall determine the correct cell system frame number(s) (SFN) for transmission of the segments of system information, from the scheduling parameters provided in the SYSTEM INFORMATION UPDATE REQUEST message. The SFN for transmitting the segments shall be determined by the *IB SG REP* IE and *IB SG POS* IE such that:

$$- \text{SFN mod IB_SG_REP} = \text{IB_SG_POS}$$

If the SYSTEM INFORMATION UPDATE REQUEST message contains Master Information Block (MIB) segments in addition to SIB or SB segments, the MIB segments shall first be sent in the physical channel by the Node B. Once these MIB segments have been sent in the physical channel, the updated SB/SIB segments shall then be sent in the physical channel.

Only if the inclusion of each new IB segment in the BCCH schedule leads to a valid segment combination according to [18], the Node B shall accept the system information update.

If the *SIB Originator* IE value is set to 'Node B' the Node B shall create the SIB segment of the SIB type given by the *IB Type* IE and autonomously update the SIB segment and apply the scheduling and repetition as given by the *IB SG REP* IE and *IB SG POS* IE.

SIBs originating from the Node B can only be SIBs containing information that the Node B can obtain on its own.

Information Block deletion

If the *IB Deletion Indicator* IE value is set to 'Deletion' the Node B shall delete the IB indicated by the *IB Type* IE and *IB OC ID* IE from the transmission schedule on BCCH.

Information Block update

If the SYSTEM INFORMATION UPDATE REQUEST message contains segments for an IB without *IB SG REP* IE and *IB SG POS* IE and there is already an IB in the BCCH schedule with the same IB Type and IB OC ID which is not requested to be deleted from the BCCH schedule by an IB deletion indicated in a *MIB/SB/SIB information* IE repetition present in the SYSTEM INFORMATION UPDATE REQUEST message before the IB segments are included, then the Node B shall only update the contents of the IB segments without any modification in segment scheduling.

If the Node B successfully completes the updating of the physical channel scheduling cycle according to the parameters given in the SYSTEM INFORMATION UPDATE REQUEST message, it shall respond to the CRNC with a SYSTEM INFORMATION UPDATE RESPONSE message.

8.2.16.3 Unsuccessful Operation

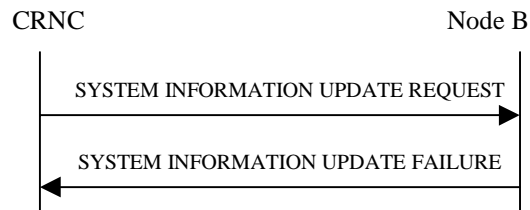


Figure 23: System Information Update procedure: Unsuccessful Operation

If the Node B is unable to update the physical channel scheduling cycle according to all the parameters given in the SYSTEM INFORMATION UPDATE REQUEST message, it shall respond with a SYSTEM INFORMATION UPDATE FAILURE message with an appropriate cause value. No changes to the BCCH schedule are made in this case.

Node B shall reject, with cause value 'SIB origination in Node B not supported', requests for Node B originated system information blocks that make use of a value tag.

Node B shall reject the requested update with cause value "BCCH scheduling error" if:

- After having handled a certain *MIB/SB/SIB information* IE repetition, an illegal BCCH schedule results;
- If a *MIB/SB/SIB information* IE repetition includes an *IB SG REP* IE or an *IB SG POS* IE and there is already an IB in the BCCH schedule with the same IB Type and IB OC ID which is not requested to be deleted from the BCCH schedule by an IB deletion indicated in a *MIB/SB/SIB information* IE repetition present in the SYSTEM INFORMATION UPDATE REQUEST message before the IB addition is indicated. This rule shall apply even if the scheduling instructions in *IB SG REP* IE and *IB SG POS* IE were the same as the current scheduling instructions for the concerned IB;
- If a *MIB/SB/SIB information* IE repetition includes no *IB SG REP* IE and *IB SG POS* IE and there is no IB in the BCCH schedule with the same IB Type and IB OC ID;
- If a *MIB/SB/SIB information* IE repetition includes no *IB SG REP* IE and *IB SG POS* IE and there is already an IB in the BCCH schedule with the same IB Type and IB OC ID but it is requested to be deleted from the BCCH schedule by an IB deletion indicated in a *MIB/SB/SIB information* IE repetition present in the SYSTEM INFORMATION UPDATE REQUEST message before the IB addition is indicated;

Possible cause values are:

Radio Network Layer Cause

- Unknown C-ID
- SIB Origination in Node B not Supported
- BCCH scheduling error

Miscellaneous Cause

- Hardware failure
- Control Processing overload
- O&M Intervention

In the case of failure, the Node B shall not incorporate any of the requested changes into the physical channel scheduling cycle, and the previous system information configuration shall remain intact.

8.2.16.4 Abnormal Conditions

-

8.2.17 Radio Link Setup

8.2.17.1 General

This procedure is used for establishing the necessary resources for a new Node B Communication Context in the Node B.

8.2.17.2 Successful Operation

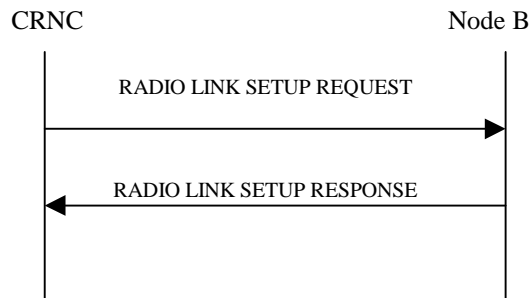


Figure 24: Radio Link Setup procedure, Successful Operation

The procedure is initiated with a RADIO LINK SETUP REQUEST message sent from the CRNC to Node B.

Upon reception of RADIO LINK SETUP REQUEST message, the Node B shall reserve necessary resources and configure the new Radio Link(s) according to the parameters given in the message.

[FDD – The RL Setup procedure can be used to establish one or more radio links. The procedure shall include the establishment of one or more DCHs on all radio links, and in addition, it can include the establishment of one or more DSCHs on one radio link.]

[TDD – The RL Setup procedure is used for establish one radio link including one or more transport channels. The transport channels can be a mix of DCHs, DSCHs, and USCHs, including also combinations where one or more transport channel types are not present.]

[FDD – The *First RLS Indicator* IE indicates if the concerning RL shall be considered part of the first RLS established towards this UE. The *First RLS Indicator* IE shall be used by the Node B together with the value of the *DL TPC pattern 01 count* IE which the Node B has received in the Cell Setup procedure, to determine the initial TPC pattern in the DL of the concerning RL and all RLs which are part of the same RLS, as described in [10], section 5.1.2.2.1.2.]

[FDD – The *Diversity Control Field* IE indicates for each RL (except the first RL in the message) whether the Node B shall combine the concerned RL or not. If the *Diversity Control Field* IE is set to "May", then Node B shall decide for either of the alternatives. If the *Diversity Control Field* IE is set to "Must", the Node B shall combine the RL with one of the other RL. Diversity combining is applied to Dedicated Transport Channels (DCH), i.e. it is not applied to the DSCHs. When a new RL is to be combined, the Node B shall choose which RL(s) to combine it with.]

[FDD – If the received *Limited Power Increase* IE is set to 'Used', the DRNS shall, if supported, use Limited Power Increase according to ref. [10] subclause 5.2.1 for the inner loop DL power control.]

[FDD – If the received *Inner Loop DL PC Status* IE is set to "Active", the Node B shall activate the inner loop DL power control for all RLs. If *Inner Loop DL PC Status* IE is set to "Inactive", the Node B shall deactivate the inner loop DL power control for all RLs according to ref. [10]]

[TDD – If the *DCH Information* IE is present, the Node B shall configure the new DCH(s) according to the parameters given in the message.]

If the RADIO LINK SETUP REQUEST message includes a *DCH Info* IE with multiple *DCH Specific Info* IEs then, the Node B shall treat the DCHs in the *DCH Info* IE as a set of co-ordinated DCHs. The Node B shall include these DCHs in the new configuration only if it can include all of them in the new configuration.

[FDD – When more than one DL DPDCH are assigned per RL, the segmented physical channel shall be mapped on to DL DPDCHs according to [8]. When p number of DL DPDCHs are assigned to each RL, the first pair of DL

Scrambling Code and FDD DL Channelisation Code Number corresponds to "*PhCH number 1*", the second to "*PhCH number 2*", and so on until the *p*th to "*PhCH number p*".]

[FDD – For DCHs which do not belong to a set of co-ordinated DCHs with the *QE-Selector* IE set to "selected", the Transport channel BER from that DCH shall be the base for the QE in the UL data frames. If no Transport channel BER is available for the selected DCH the Physical channel BER shall be used for the QE, ref. [16]. If the *QE-Selector* is set to "non-selected", the Physical channel BER shall be used for the QE in the UL data frames, ref. [16].]

For a set of co-ordinated DCHs the Transport channel BER from the DCH with the *QE-Selector* IE set to "selected" shall be used for the QE in the UL data frames, ref. [16]. [FDD - If no Transport channel BER is available for the selected DCH the Physical channel BER shall be used for the QE, ref. [16]. If all DCHs have *QE-Selector* IE set to "non-selected" the Physical channel BER shall be used for the QE, ref. [16].]

The Node B shall prioritise resource allocation for the RL(s) to be established according to Annex A.

The received *Frame Handling Priority* IE specified for each Transport Channel should be used when prioritising between different frames in the downlink on the radio interface in congestion situations within the Node B once the new RL(s) has been activated.

The Node B shall use the included *UL FP Mode* IE for a DCH or a set of co-ordinated DCHs to be added as the FP Mode in the Uplink of the user plane for the DCH or the set of co-ordinated DCHs in the configuration.

The Node B shall use the included *ToAWS* IE for a DCH or a set of co-ordinated DCHs to be added as the Time of Arrival Window Start Point in the user plane for the DCH or the set of co-ordinated DCHs in the configuration.

The Node B shall use the included *ToAWE* IE for a DCH or a set of co-ordinated DCHs to be added as the Time of Arrival Window End Point in the user plane for the DCH or the set of co-ordinated DCHs in the configuration.

[FDD – If the *Propagation Delay* IE is included, the Node B may use this information to speed up the detection of L1 synchronisation.]

[FDD – The *UL SIR Target* IE included in the message shall be used by the Node B as initial UL SIR target for the UL inner loop power control.]

[FDD – The Node B shall start the DL transmission using the initial DL power specified in the message on each DL channelisation code of the RL until either UL synchronisation on the Uu is achieved for the RLS or a DL POWER CONTROL REQUEST message is received. No inner loop power control or balancing shall be performed during this period. The DL power shall then vary according to the inner loop power control (see ref.[10], subclause 5.2.1.2) with DPC MODE=0 and the power control procedure (see subclause 8.3.7), but shall always be kept within the maximum and minimum limit specified in the RADIO LINK SETUP REQUEST message.]

[TDD – The Node B shall start the DL transmission using the initial DL power specified in the message on each DL channelisation code and on each Time Slot of the RL until the UL synchronisation on the Uu is achieved for the RL. No inner loop power control shall be performed during this period. The DL power shall then vary according to the inner loop power control (see ref.[22], subclause 4.2.3.3), but shall always be kept within the maximum and minimum limit specified in the RL SETUP REQUEST message.]

If the *DSCH Information* IE is present, the Node B shall configure the new DSCH(s) according to the parameters given in the message.

[FDD – If the RADIO LINK SETUP REQUEST message includes the *SSDT Cell Identity* IE, the Node B shall activate SSDT, if supported, using the *SSDT Cell Identity* IE and *SSDT Cell Identity Length* IE.]

[FDD – If the RADIO LINK SETUP REQUEST message includes the *TFCI2 Bearer Information* IE then the Node B shall support the establishment of a transport bearer on which the DSCH TFCI Signaling control frames shall be received. The Node B shall manage the time of arrival of these frames according to the values of *ToAWS* and *ToAWE* specified in the IE's. The *Binding ID* IE and *Transport Layer Address* IE for the new bearer to be set up for this purpose shall be returned in the RADIO LINK SETUP RESPONSE message.]

[FDD – If the *TFCI Signalling Mode* IE within the RADIO LINK SETUP message indicates that there shall be a hard split on the TFCI field but the *TFCI2 Bearer Information* IE is not included in the message then the Node B shall transmit the TFCI2 field with zero power.]

[FDD - If the *TFCI Signalling Mode* IE within the RADIO LINK SETUP message indicates that there shall be a hard split on the TFCI and the *TFCI2 Bearer Information* IE is included in the message then the Node B shall transmit the

TFCI2 field with zero power until Synchronization is achieved on the TFCI2 transport bearer and the first valid DSCH TFCI Signalling control frame is received on this bearer (see ref.[24]).]

[FDD – If the RADIO LINK SETUP REQUEST message includes the *Transmission Gap Pattern Sequence Information* IE, the Node B shall store the information about the Transmission Gap Pattern Sequences to be used in the Compressed Mode Configuration. This Compressed Mode Configuration shall be valid in the Node B until the next Compressed Mode Configuration is configured in the Node B or Node B Communication Context is deleted.]

[FDD – If the *Downlink compressed mode method* IE in one or more Transmission Gap Pattern Sequence is set to 'SF/2' in the RADIO LINK SETUP REQUEST message, the Node B shall use or not the alternate scrambling code as indicated for each DL Channelisation Code in the *Transmission Gap Pattern Sequence Code Information* IE.]

[FDD – If the RADIO LINK SETUP REQUEST message includes the *Transmission Gap Pattern Sequence Information* IE and the *Active Pattern Sequence Information* IE, the Node B shall immediately activate the indicated Transmission Gap Pattern Sequences. For each sequence the *TGCFN* refers to the latest passed CFN with that value.]

[FDD – For each RL not having a common generation of the TPC commands in the DL with another RL, the Node B shall assign the *RL Set ID* IE included in the RADIO LINK SETUP RESPONSE message a value that uniquely identifies the RL Set within the Node B Communication context.]

[FDD – For all RLs having a common generation of the TPC commands in the DL with another RL, the Node B shall assign the *RL Set ID* IE included in the RADIO LINK SETUP RESPONSE message the same value. This value shall uniquely identify the RL Set within the Node B Communication context.]

[TDD – If the *USCH Information* IE is present, the Node B shall configure the new USCH(s) according to the parameters given in the message.]

[TDD – If the *DL Time Slot ISCPInfo* IE is present, the Node B shall use the indicated value when deciding the initial DL TX Power for each timeslot as specified in [21], i.e. it shall reduce the DL TX power in those downlink timeslots of the radio link where the interference is low, and increase the DL TX power in those timeslots where the interference is high, while keeping the total downlink power in the radio link unchanged].

If the RLs are successfully establishment, the Node B shall start reception on the new RL(s) and respond with a RADIO LINK SETUP RESPONSE message.

[FDD – The Node B shall indicate with the *Diversity Indication* IE whether the RL is combined or not. In case of combining, only the *Reference RL ID* IE shall be included to indicate one of the existing RLs that the concerned RL is combined with. In case of not combining the Node B shall include in the RL SETUP RESPONSE the *Binding ID* IE and *Transport Layer Address* IE for the transport bearer to be established for each DCH of this RL.]

[TDD – The Node B shall include in the RADIO LINK SETUP RESPONSE the *Binding ID* IE and *Transport Layer Address* IE for the transport bearer to be established for each DCH of this RL.]

The Node B shall include in the RADIO LINK SETUP RESPONSE the *Binding ID* IE and *Transport Layer Address* IE for the transport bearer to be established for each DSCH of this RL.

[TDD – In case the *USCH Information* IE is present, the Node B shall include in the RADIO LINK SETUP RESPONSE the *Binding ID* IE and *Transport Layer Address* IE for the transport bearer to be established for each USCH of this RL.]

In case of coordinated DCH, the *Binding ID* IE and the *Transport Layer Address* IE shall be specified for only one of the coordinated DCHs.

After sending of the RADIO LINK SETUP RESPONSE message the Node B shall continuously attempt to obtain UL synchronisation on the Uu and start reception on the new RL. [FDD – The Node B shall start transmission on the new RL after synchronisation is achieved in the DL user plane as specified in [16].] [TDD – The Node B shall start transmission on the new RL immediately as specified in [16].]

[FDD – When *Diversity Mode* IE is "STTD", "Closedloop mode1", or "Closedloop mode2", the DRNC shall activate/deactivate the Transmit Diversity to each Radio Link in accordance with *Transmit Diversity Indication* IE]

[FDD – Irrespective of SSdT activation, the Node B shall include in the RADIO LINK SETUP RESPONSE message an indication concerning the capability to support SSdT on this RL. Only if the RADIO LINK SETUP REQUEST message requested SSdT activation and the RADIO LINK SETUP RESPONSE message indicates that the SSdT capability is supported for this RL, SSdT is activated in the Node B.]

[FDD – The UL out-of-sync algorithm defined in [10] shall for each of the established RL Set(s) use the maximum value of the parameters N_OUTSYNC_IND and T_RLFAILURE, and the minimum value of the parameters N_INSYNC_IND, that are configured in the cells supporting the radio links of the RL Set].

8.2.17.3 Unsuccessful Operation

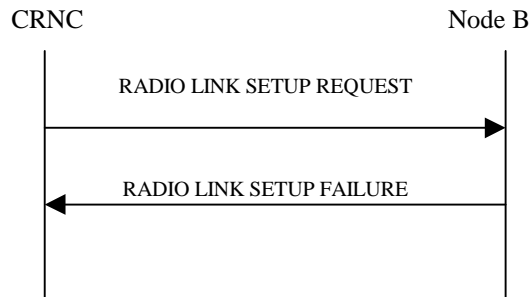


Figure 25: Radio Link Setup procedure: Unsuccessful Operation

If the establishment of at least one radio link is unsuccessful, the Node B shall respond with a RADIO LINK SETUP FAILURE message. The message contains the failure cause in the *Cause* IE.

[FDD – If some radio links were established successfully, the Node B shall indicate this in the RADIO LINK SETUP FAILURE message in the same way as in the RADIO LINK SETUP RESPONSE message.]

If more than one DCH of a set of co-ordinated DCHs has the *QE-Selector* IE set to "selected" [TDD – or no DCH of a set of co-ordinated DCHs has the *QE-Selector* IE set to "selected"] the Node B shall regard the Radio Link Setup procedure as failed and shall respond with a RADIO LINK SETUP FAILURE message.

Typical cause values are as follows:

Radio Network Layer Cause

- RL Already Activated/allocated
- Combining not supported
- Combining Resources not available
- Requested Tx Diversity Mode not supported
- Invalid CM Settings
- Number of DL codes not supported
- Number of UL codes not supported
- UL SF not supported
- DL SF not supported
- Dedicated Transport Channel Type not supported
- Downlink Shared Channel Type not supported
- Uplink Shared Channel Type not supported
- CM not supported

Transport Layer Cause

- Transport Resources Unavailable

Protocol Cause

- Semantic error

Miscellaneous Cause

- O&M Intervention
- Control processing overload
- HW failure

8.2.17.4 Abnormal Conditions

-

8.2.18 Physical Shared Channel Reconfiguration [TDD]

8.2.18.1 General

This procedure is used for handling PDSCH Sets and PUSCH Sets in the Node B, i.e.

- Adding new PDSCH Sets and/or PUSCH Sets,
- Modifying these, and
- Deleting them.

8.2.18.2 Successful Operation

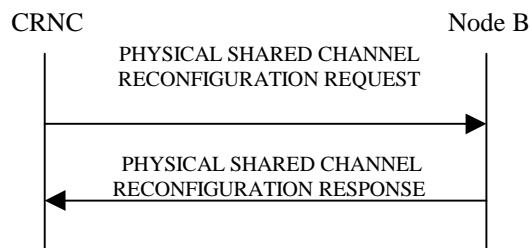


Figure 26: Physical Shared Channel Reconfiguration: Successful Operation

The procedure is initiated with a PHYSICAL SHARED CHANNEL RECONFIGURATION REQUEST message sent from the CRNC to the Node B.

If the PHYSICAL SHARED CHANNEL RECONFIGURATION REQUEST message includes an *SFN* IE the Node B will activate the new configuration on that specified SFN.

PDSCH/PUSCH Addition

If the PHYSICAL SHARED CHANNEL RECONFIGURATION REQUEST message includes any PDSCH sets or PUSCH sets to be added the Node B shall add these new sets to its PDSCH/PUSCH configuration.

PDSCH/PUSCH Modification

If the PHYSICAL SHARED CHANNEL RECONFIGURATION REQUEST message includes any PDSCH sets or PUSCH sets to be modified, and includes any of *TDD Channelisation Code IE*, *Midamble shift and burst type IE*, *Time Slot IE*, *TDD Physical Channel Offset IE*, *Repetition Period IE*, *Repetition Length IE*, or *TFCI presence IE* the Node B shall apply these as the new values, otherwise the old values specified for this set are still applicable.

PDSCH/PUSCH Deletion

If the PHYSICAL SHARED CHANNEL RECONFIGURATION REQUEST message includes any PDSCH sets or PUSCH sets to be deleted the Node B shall delete these new sets to its PDSCH/PUSCH configuration.

In the successful case, the Node B shall add, modify and delete the PDSCH Sets and PUSCH Sets in the Common Transport Channel data base, as requested in the PHYSICAL SHARED CHANNEL RECONFIGURATION REQUEST, and shall make these available to all the current and future DSCH and USCH transport channels; and shall respond with PHYSICAL SHARED CHANNEL RECONFIGURATION RESPONSE:

8.2.18.3 Unsuccessful Operation

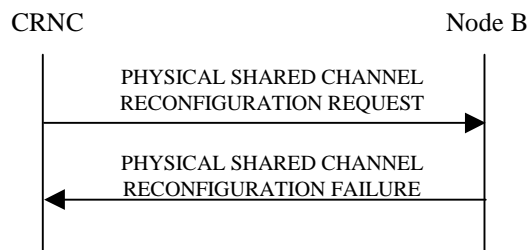


Figure 27: Physical Shared Channel Reconfiguration procedure: Unsuccessful Operation

If the Node B is not able to support all parts of the configuration, it shall reject the configuration of all the channels in the PHYSICAL SHARED CHANNEL RECONFIGURATION REQUEST message. The *Cause Value* IE shall be set to an appropriate value.

If the configuration was unsuccessful, the Node B shall respond with the PHYSICAL SHARED CHANNEL RECONFIGURATION FAILURE message:

Typical cause values are as follows:

Radio Network Layer Cause

- Cell not available
- Node B Resources unavailable

Transport Layer Cause

- Transport Resources Unavailable

Protocol Cause

- Semantic error

Miscellaneous Cause

- O&M Intervention
- Control processing overload
- HW failure

8.2.18.4 Abnormal Conditions

-

8.2.19 Reset

8.2.19.1 General

The purpose of the reset procedure is to align the resources in the CRNC and Node B in the event of an abnormal failure. The CRNC or Node B may initiate the procedure.

8.2.19.2 Successful Operation

8.2.19.2.1 Reset Initiated by the CRNC

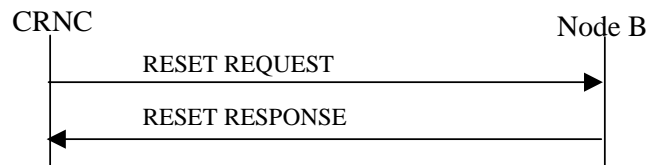


Figure 27A Reset procedure (CRNC to Node B), Successful Operation

The procedure is initiated with a RESET REQUEST message sent from the CRNC to the Node B.

If the *Reset Indicator* IE is set to 'CommunicationContext', the Node B shall remove all the indicated Node B Communication Contexts (typically identified by a *Node B Communication Context ID* IE) and all the radio resources allocated for these Node B Communication Contexts. The Node B shall also initiate release of the user plane transport bearers that were involved in these Contexts. After clearing all related resources, the Node B shall return the RESET RESPONSE message to the CRNC.

If the *Reset Indicator* IE is set to 'CommunicationControlPort', the Node B shall remove all the Node B Communication Contexts controlled via the indicated Communication Control Port(s) and all the radio resources allocated for these Node B Communication Contexts. The Node B shall also initiate release of the user plane transport bearers that were involved in these Contexts. After clearing all related resources, the Node B shall return the RESET RESPONSE message to the CRNC.

If the *Reset Indicator* IE is set to 'Node B', the Node B shall remove all the Node B Communication Contexts within the Node B and all the radio resources allocated for these Node B Communication Contexts. The Node B shall also initiate release of the user plane transport bearers that were involved in these Contexts. After clearing all related resources, the Node B shall return the RESET RESPONSE message to the CRNC.

8.2.19.2.2 Reset Initiated by the Node B

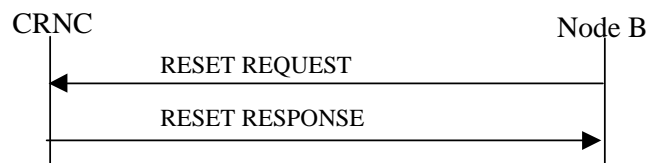


Figure 27B Reset procedure (Node B to CRNC), Successful Operation

The procedure is initiated with a RESET REQUEST message sent from the Node B to the CRNC.

If the *Reset Indicator* IE is set to 'CommunicationContext', for all indicated CRNC Communication Contexts (indicated by a *CRNC Communication Context ID* IE) the CRNC shall remove the information related to this Node B and all the radio resources allocated in the CRNC. The CRNC shall also initiate release of the user plane transport bearers towards the Node B involved in the indicated CRNC Communication Contexts. After clearing all related resources, the CRNC shall return the RESET RESPONSE message to the Node B.

If the *Reset Indicator* IE is set to 'CommunicationControlPort', for all the CRNC Communication Contexts controlled via the indicated Communication Control Port(s) the CRNC shall remove the information related to this Node B and all the radio resources allocated in the CRNC. The CRNC shall also initiate release of the user plane transport bearers towards the Node B involved in the CRNC Communication Contexts controlled via the indicated Communication Control Port(s). After clearing all related resources, the CRNC shall return the RESET RESPONSE message to Node B.

If the *Reset Indicator* IE is set to the 'Node B', for all the CRNC Communication Contexts related to this Node B the CRNC shall remove the information related to this Node B and all the radio resources allocated in the CRNC. The CRNC shall also initiate release of the user plane transport bearers towards the Node B involved in the CRNC Communication Contexts related to this Node B. After clearing all related resources, the CRNC shall return the RESET RESPONSE message to Node B.

8.2.19.3 Unsuccessful Operation

-

8.2.19.4 Abnormal Conditions

If the RESET message is received any ongoing procedure related to a CRNC Communication Context in the CRNC or Node B Communication Context in the Node B indicated (explicitly or implicitly) in the message shall be aborted.

8.3 NBAP Dedicated Procedures

8.3.1 Radio Link Addition

8.3.1.1 General

This procedure is used for establishing the necessary resources in the Node B for one or more additional RLs towards a UE when there is already a Node B communication context for this UE in the Node B.

The Radio Link Addition procedure shall not be initiated if a Prepared Reconfiguration exists, as defined in subclause 3.1.

8.3.1.2 Successful Operation

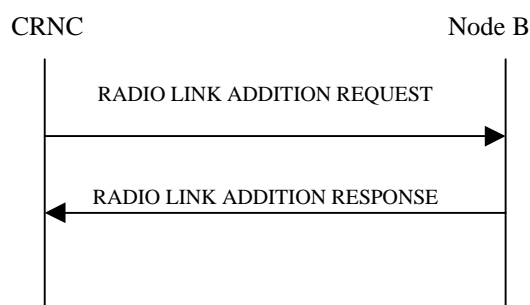


Figure: 28 Radio Link Addition procedure, Successful Operation

The procedure is initiated with a RADIO LINK ADDITION REQUEST message sent from the CRNC to the Node B.

Upon reception, the Node B shall reserve the necessary resources and configure the new RL(s) according to the parameters given in the message. Unless specified below, the meaning of parameters is specified in other specifications.

The Node B shall prioritise resource allocation for the RL(s) to be established according to Annex A.

[TDD – If the *UL CCH Information* IE is present, the Node B shall configure the new UL CCH(s) according to the parameters given in the message.]

[TDD – If the *DL CCH Information* IE is present, the Node B shall configure the new DL CCH(s) according to the parameters given in the message.]

[TDD – If the *UL DPCH Information* IE is present, the Node B shall configure the new UL DPCH(s) according to the parameters given in the message.]

[TDD – If the *DL DPCH Information* IE is present, the Node B shall configure the new DL DPCH(s) according to the parameters given in the message.]

The *Diversity Control Field* IE indicates for each RL whether the Node B shall combine the new RL with existing RL(s) or not. If the *Diversity Control Field* IE is set to "May", then Node B shall decide for any of the alternatives. If the *Diversity Control Field* IE is set to "Must", the Node B shall combine the RL with one of the other RL. When a new RL is to be combined, the Node B shall choose which RL(s) to combine it with.

[FDD – If the RADIO LINK ADDITION REQUEST message includes the *Initial DL Transmission Power IE*, the Node B shall apply the given power to the transmission on each DL Channelisation Code of the RL when starting transmission until either UL synchronisation on the Uu is achieved for the RLS or a DL POWER REQUEST message is received. If no *Initial DL Transmission power IE* is included, the Node B shall use any transmission power level currently used on already existing RL's for this UE. No inner loop power control or balancing shall be performed during this period. The DL power shall then vary according to the inner loop power control (see ref.[10], subclause 5.2.1.2) with DPC MODE=0 and the downlink power control procedure (see 8.3.7).]

[TDD – If the RADIO LINK ADDITION REQUEST message includes the *Initial DL Transmission Power IE*, the Node B shall apply the given power to the transmission on each DL Channelisation Code and on each Time Slot of the RL when starting transmission until the UL synchronisation on the Uu is achieved for the RL. If no *Initial DL Transmission power IE* is included, the Node B shall use any transmission power level currently used on already existing RL's for this UE. No inner loop power control shall be performed during this period. The DL power shall then vary according to the inner loop power control (see ref.[22], subclause 4.2.3.3).]

If the RADIO LINK ADDITION REQUEST message includes the *Maximum DL power IE*, the Node B shall store this value and never transmit with a higher power on any DL Channelisation Code of the RL. If no *Maximum DL power IE* is included, any Maximum DL power stored for already existing RLs for this UE shall be applied.

If the RADIO LINK ADDITION REQUEST message includes the *Minimum DL power IE*, the Node B shall store this value and never transmit with a lower power on any DL Channelisation Code of the RL. If no *Minimum DL power IE* is included, any Minimum DL power stored for already existing RLs for this UE shall be applied.

[FDD – If the RADIO LINK ADDITION REQUEST message contains an *SSDT Cell Identity IE* the Node B shall activate SSDT, if supported, for the concerned new RL, with the indicated SSDT cell identity used for that RL.]

[FDD – If the RADIO LINK ADDITION REQUEST includes the *Compressed Mode Deactivation Flag IE* with value "Deactivate", the Node B shall not activate any compressed mode pattern in the new RLs. In all the other cases (Flag set to "Maintain Active" or not present), the ongoing compressed mode (if existing) shall be applied also to the added RLs.]

[FDD- If the RADIO LINK ADDITION REQUEST contains the *Transmission Gap Pattern Sequence Code Information IE* for any of the allocated DL Channelisation Codes, the Node B shall apply the alternate scrambling code as indicated for each DL Channelisation Code for which the *Transmission Gap Pattern Sequence Code Information IE* is set to "Code Change".]

[TDD – If the RADIO LINK ADDITION REQUEST message includes the *DL Time Slot ISCP Info IE*, the Node B shall use the indicated value when deciding the DL TX Power for each timeslot as specified in ref. [21], i.e. it shall reduce the DL TX power in those downlink timeslots of the radio link where the interference is low, and increase the DL TX power in those timeslots where the interference is high, while keeping the total downlink power in the radio link unchanged].

If all requested RLs are successfully added, the Node B shall respond with a RADIO LINK ADDITION RESPONSE message.

[FDD – When more than one DL DPDCH are assigned per RL, the segmented physical channel shall be mapped on to DL DPDCHs according to ref. [8]. When p number of DL DPDCHs are assigned to each RL, the first pair of DL Scrambling Code and FDD DL Channelisation Code Number corresponds to "*PhCH number 1*", the second to "*PhCH number 2*", and so on until the p th to "*PhCH number p*".]

[FDD – For each RL not having a common generation of the TPC commands in the DL with another RL, the Node B shall assign the *RL Set ID IE* included in the RADIO LINK ADDITION RESPONSE message a value that uniquely identifies the RL Set within the Node B Communication context.]

[FDD – For all RLs having a common generation of the TPC commands in the DL with another new or existing RL, the Node B shall assign the *RL Set ID IE* included in the RADIO LINK ADDITION RESPONSE message the same value. This value shall uniquely identify the RL Set within the Node B Communication context.]

In the case of combining an RL with existing RL(s) the Node B shall indicate in the RADIO LINK ADDITION RESPONSE message with the Diversity Indication that the RL is combined. In this case the Reference RL ID shall be included to indicate one of the existing RLs that the new RL is combined with.

In the case of not combining an RL with existing RL(s), the Node B shall indicate in the RADIO LINK ADDITION RESPONSE message with the Diversity Indication that no combining is done. In this case the Node B shall include

both the Transport Layer Address and the binding ID for the transport bearer to be established for each DCH, [TDD – DSCH, USCH] of the RL in the RADIO LINK ADDITION RESPONSE message.

In case of coordinated DCH, the binding ID and the transport address shall be included for only one of the coordinated DCHs.

[TDD – The Node B shall include in the RADIO LINK ADDITION RESPONSE message both the *Transport Layer Address* IE and the *Binding ID* IE for the transport bearer to be established for each DSCH and USCH.]

After sending of the RADIO LINK ADDITION RESPONSE message the Node B shall continuously attempt to obtain UL synchronisation on the Uu and start reception on the new RL. [FDD – The Node B shall start transmission on the new RL after synchronisation is achieved in the DL user plane as specified in [16].] [TDD – The Node B shall start transmission on the new RL immediately as specified in [16].]

[FDD – When *Diversity Mode* IE is "STTD", "Closedloop mode1", or "Closedloop mode2", the DRNC shall activate/deactivate the Transmit Diversity to each Radio Link in accordance with *Transmit Diversity Indication* IE.]

[FDD – When *Transmit Diversity Indicator* IE is present Node B shall activate/deactivate the Transmit Diversity to each new Radio Link in accordance with the *Transmit Diversity Indicator* IE and the already known diversity mode.]

[FDD – After addition of the new RL(s), the UL out-of-sync algorithm defined in [10] shall for each of the previously existing and newly established RL Set(s) use the maximum value of the parameters N_OUTSYNC_IND and T_RLFAILURE, and the minimum value of the parameters N_INSYNC_IND, that are configured in the cells supporting the radio links of the RL Set.]

8.3.1.3 Unsuccessful Operation

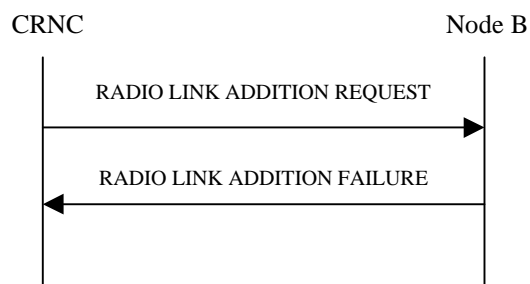


Figure 29: Radio Link Addition procedure: Unsuccessful Operation

If some RL(s) were established successfully, the Node B shall indicate this in the RADIO LINK ADDITION FAILURE message in the same way as in the RADIO LINK ADDITION RESPONSE message.

[FDD – If the RADIO LINK ADDITION REQUEST contains the *Compressed Mode Deactivation Flag* IE with the value "Deactivate" when compressed mode is active for the existing RL(s), and at least one of the new RL is added in a cell that has the same UARFCN (both UL and DL) of at least one cell with an already existing RL, the Node B shall regard the Radio Link Addition procedure as failed and shall respond with a RADIO LINK ADDITION FAILURE message with the cause value "Invalid CM settings".]

Typical cause values are as follows:

Radio Network Layer Cause

- RL Already Activated/allocated
- Combining not supported
- Combining Resources not available
- Requested Tx Diversity Mode not supported
- UL SF not supported
- DL SF not supported

- Invalid CM Settings
- Reconfiguration CFN not elapsed
- CM not supported

Transport Layer Cause

- Transport Resources Unavailable

Protocol Cause

- Semantic error

Miscellaneous Cause

- O&M Intervention
- Control processing overload
- HW failure

8.3.1.4 Abnormal conditions

-

8.3.2 Synchronised Radio Link Reconfiguration Preparation

8.3.2.1 General

The Synchronised Radio Link Reconfiguration Preparation procedure is used to prepare a new configuration of all Radio Links related to one UE-UTRAN connection within a Node B.

The Synchronised Radio Link Reconfiguration Preparation procedure shall not be initiated if a Prepared Reconfiguration exists, as defined in subclause 3.1.

8.3.2.2 Successful Operation

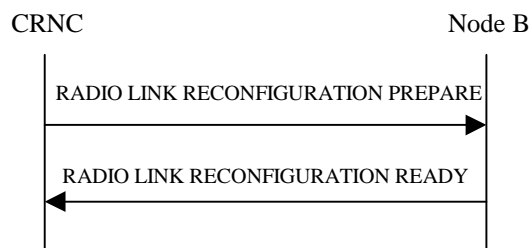


Figure 30: Synchronised Radio Link Reconfiguration Preparation procedure, Successful Operation

The Synchronised Radio Link Reconfiguration Preparation procedure is initiated by the CRNC by sending the message RADIO LINK RECONFIGURATION PREPARE to the Node B. The message shall use the Communication Control Port assigned for this Node B Communication Context.

Upon reception, the Node B shall reserve necessary resources for the new configuration of the Radio Link(s) according to the parameters given in the message. Unless specified below, the meaning of parameters is specified in other specifications.

The Node B shall prioritise resource allocation for the RL(s) to be modified according to Annex A.

DCH Modification:

If the RADIO LINK RECONFIGURATION PREPARE message includes any *DCHs to Modify* IEs then the Node B shall treat them each as follows:

- If the *DCHs to Modify* IE includes the *Frame Handling Priority* IE, the Node B should store this information for this DCH in the new configuration. The received Frame Handling Priority should be used when prioritising between different frames in the downlink on the radio interface in congestion situations within the Node B once the new configuration has been activated.
- If the *DCHs to Modify* IE includes the *Transport Format Set* IE for the UL of a DCH, the Node B shall apply the new Transport Format Set in the Uplink of this DCH in the new configuration.
- If the *DCHs to Modify* IE includes the *Transport Format Set* IE for the DL of a DCH, the Node B shall apply the new Transport Format Set in the Downlink of this DCH in the new configuration.
- If the *DCHs to Modify* IE includes multiple *DCH Specific Info* IEs then the Node B shall treat the DCHs in the *DCHs to Modify* IE as a set of co-ordinated DCHs. The Node B shall include these DCHs in the new configuration only if it can include all of them in the new configuration.
- If the *DCHs to Modify* IE includes the *UL FP Mode* IE for a DCH or a DCH which belongs to a set of co-ordinated DCHs, the Node B shall apply the new FP Mode in the Uplink of the user plane for the DCH or the set of co-ordinated DCHs in the new configuration.
- If the *DCHs to Modify* IE includes the *ToAWS* IE for a DCH or a DCH which belongs to a set of co-ordinated DCHs, the Node B shall apply the new ToAWS in the user plane for the DCH or the set of co-ordinated DCHs in the new configuration.
- If the *DCHs to Modify* IE includes the *ToAWE* IE for a DCH or a DCH which belongs to a set of co-ordinated DCHs, the Node B shall apply the new ToAWE in the user plane for the DCH or the set of co-ordinated DCHs in the new configuration.
- [TDD – If the *DCHs to Modify* IE includes the *CCTrCH ID* IE for the DL of a DCH to be modified, the Node B shall apply the new CCTrCH ID in the Downlink of this DCH in the new configuration.]
- [TDD – If the *DCHs to Modify* IE includes the *CCTrCH ID* IE for the UL of a DCH to be modified, the Node B shall apply the new CCTrCH ID in the Uplink of this DCH in the new configuration.]

DCH Addition:

If the RADIO LINK RECONFIGURATION PREPARE message includes any *DCHs to Add* IEs then the Node B shall treat them each as follows:

- If the *DCHs to Add* IE includes multiple *DCH specific Info* IEs then, the Node B shall treat the DCHs in the *DCHs to Add* IE as a set of co-ordinated DCHs. The Node B shall include these DCHs in the new configuration only if it can include all of them in the new configuration.
- [FDD – For DCHs which do not belong to a set of co-ordinated DCHs with the *QE-Selector* IE set to "selected", the Transport channel BER from that DCH shall be the base for the QE in the UL data frames. If no Transport channel BER is available for the selected DCH the Physical channel BER shall be used for the QE, ref. [16]. If the *QE-Selector* is set to "non-selected", the Physical channel BER shall be used for the QE in the UL data frames, ref. [16].]
- For a set of co-ordinated DCHs the Transport channel BER from the DCH with the *QE-Selector* IE set to "selected" shall be used for the QE in the UL data frames, ref. [16]. [FDD – If no Transport channel BER is available for the selected DCH the Physical channel BER shall be used for the QE, ref. [16]. If all DCHs have *QE-Selector* IE set to "non-selected" the Physical channel BER shall be used for the QE, ref. [16].]
- The Node B should store the *Frame Handling Priority* IE received for a DCH to be added in the new configuration. The received Frame Handling Priority should be used when prioritising between different frames in the downlink on the radio interface in congestion situations within the Node B once the new configuration has been activated.
- The Node B shall use the included *UL FP Mode* IE for a DCH or a set of co-ordinated DCHs to be added as the new FP Mode in the Uplink of the user plane for the DCH or the set of co-ordinated DCHs in the new configuration.
- The Node B shall use the included *ToAWS* IE for a DCH or a set of co-ordinated DCHs to be added as the new Time of Arrival Window Start Point in the user plane for the DCH or the set of co-ordinated DCHs in the new configuration.

- The Node B shall use the included *ToAWE* IE for a DCH or a set of co-ordinated DCHs to be added as the new Time of Arrival Window End Point in the user plane for the DCH or the set of co-ordinated DCHs in the new configuration.
- [TDD – The Node B shall apply the *CCTrCH ID* IE (for the DL) in the Downlink of this DCH in the new configuration.]
- [TDD – The Node B shall apply the *CCTrCH ID* IE (for the UL) in the Uplink of this DCH in the new configuration.]

DCH Deletion:

If the RADIO LINK RECONFIGURATION PREPARE message includes any *DCHs to Delete* IEs, the Node B shall not include the referenced DCHs in the new configuration.

If all of the DCHs belonging to a set of coordinated DCHs are requested to be deleted, the Node B shall not include this set of coordinated DCHs in the new configuration.

Physical Channel Modification:

[FDD – If the RADIO LINK RECONFIGURATION PREPARE message includes an *UL DPCH Information* IE then the Node B shall apply the parameters to the new configuration as follows:]

- [FDD – If the *UL DPCH Information* IE includes the *Uplink Scrambling Code* IE, the Node B shall apply this Uplink Scrambling Code to the new configuration.]
- [FDD – If the *UL DPCH Information* IE includes the *Min UL Channelisation Code Length* IE, the Node B shall apply the value in the new configuration. The Node B shall apply the contents of the *Max Number of UL DPDCHs* IE (if it is included) in the new configuration.]
- [FDD – If the *UL DPCH Information* IE includes the *UL SIR Target* IE, the Node B shall use the value for the UL inner loop power control when the new configuration is being used.]
- [FDD – If the *UL DPCH Information* IE includes the *Puncture Limit* IE, the Node B shall apply the value in the uplink of the new configuration.]
- [FDD – The Node B shall use the *TFCS* IE for the UL (if present) when reserving resources for the uplink of the new configuration. The Node B shall apply the new TFCS in the Uplink of the new configuration.]
- [FDD – If the *UL DPCH Information* IE includes the *UL DPCCCH Slot Format* IE, the Node B shall set the new Uplink DPCCCH Structure to the new configuration.]
- [FDD - If the *UL DPCH Information* IE includes the *Diversity Mode* IE, the Node B shall apply diversity according to the given value.]
- [FDD – If the *UL DPCH Information* IE includes an *SSDT Cell Identity Length* IE and/or an *S-Field Length* IE, the Node B shall apply the values in the new configuration.]

[FDD - If the RADIO LINK RECONFIGURATION PREPARE message includes a *DL DPCH Information* IE then the Node B shall apply the parameters to the new configuration as follows:]

- [FDD – The Node B shall use the *TFCS* IE for the DL (if it is present) when reserving resources for the downlink of the new configuration. The Node B shall apply the new TFCS in the Downlink of the new configuration.]
- [FDD – If the *DL DPCH Information* IE includes the *TFCI Signalling Mode* IE or the *TFCI Presence* IE, the Node B shall use the information when building TFCIs in the new configuration.]
- [FDD – If the *DL DPCH Information* IE includes the *DL DPCCCH Slot Format* IE, group the Node B shall set the new Downlink DPCCCH Structure to the new configuration.]
- [FDD – If the *DL DPCH Information* IE includes the *Multiplexing Position* IE, the Node B shall apply the indicated multiplexing type in the new configuration.]
- [FDD – If the *DL DPCH Information* IE includes the *Limited Power Increase* IE and the IE is set to 'Used', the Node B shall use Limited Power Increase ref. [10] subclause 5.2.1 for the inner loop DL power control in the new configuration.]

- [FDD – If the *DL DPCH Information* IE includes the *Limited Power Increase* IE and the IE is set to 'Not Used', the Node B shall not use Limited Power Increase for the inner loop DL power control in the new configuration.]
- [FDD – If the *DL DPCH Information* IE includes the *PDSCH code mapping* IE then the Node B shall apply the defined mapping between TFCI values and PDSCH channelisation codes.]
- [FDD – If the *DL DPCH Information* IE includes the *PDSCH RL ID* IE then the Node B shall infer that the PDSCH for the specified user will be transmitted on the defined radio link.]

[FDD – If the RADIO LINK RECONFIGURATION PREPARE message includes the *Transmission Gap Pattern Sequence Information* IE the Node B shall store the new information about the Transmission Gap Pattern Sequences to be used in the new Compressed Mode Configuration. This new Compressed Mode Configuration shall be valid in the Node B until the next Compressed Mode Configuration is configured in the Node B or Node B Communication Context is deleted.]

[TDD – UL/DL CCTrCH Modification]

[TDD – If the RADIO LINK RECONFIGURATION PREPARE message includes any *UL CCTrCH to Modify* or *DL CCTrCH to Modify* IEs, then the Node B shall treat them each as follows:]

- [TDD – If the IE includes any of *TFCS* IE, *TFCI coding* IE or *Puncture Limit* IE the Node B shall apply these as the new values, otherwise the old values specified for this CCTrCH are still applicable.]
- [TDD – If the IE includes any *UL DPCH to add* or *DL DPCH to add* IEs, the Node B shall include this DPCH in the new configuration.]
- [TDD – If the IE includes any *UL DPCH to delete* or *DL DPCH to delete* IEs, the Node B shall remove this DPCH in the new configuration.]
- [TDD – If the IE includes any *UL DPCH to modify* or *DL DPCH to modify* IEs, and includes any of *Repetition Period* IE, *Repetition Length* IE, or *TDD DPCH Offset* IE or the message includes *UL/DL Timeslot Information* and includes any of *Midamble shift and Burst Type* IE, *Time Slot* IE, or *TFCI presence* IE or the message includes *UL/DL Code information* and includes *TDD Channelisation Code* IE, the Node B shall apply these specified information elements as the new values, otherwise the old values specified for this DPCH configuration are still applicable.]

[TDD – UL/DL CCTrCH Addition]

[TDD – If the RADIO LINK RECONFIGURATION PREPARE message includes any *UL CCTrCH to Add* IE or *DL CCTrCH to Add* IE, the Node B shall include this CCTrCH in the new configuration.]

[TDD – If the *UL/DL CCTrCH to Add* IE includes any *UL/DL DPCH Information* IE, the Node B shall reserve necessary resources for the new configuration of the UL/DL DPCH(s) according to the parameters given in the message.]

[TDD – UL/DL CCTrCH Deletion]

[TDD – If the RADIO LINK RECONFIGURATION PREPARE message includes any UL or DL CCTrCH to be deleted, the Node B shall remove this CCTrCH in the new configuration.]

DSCH Addition/Modification/Deletion:

If the RADIO LINK RECONFIGURATION PREPARE message includes any *DSCH to modify*, *DSCH to add* or *DSCH to delete* IEs, then the Node B shall use this information to add/modify/delete the indicated DSCH channels to/from the radio link, in the same way as the DCH info is used to add/modify/release DCHs.

The Node B shall include in the RADIO LINK RECONFIGURATION READY message both the *Transport Layer Address* IE and the *Binding ID* IE for the transport bearer to be established for each DSCH.

[FDD – If the RADIO LINK RECONFIGURATION PREPARE message includes the *TFCI2 Bearer Information* IE then the Node B shall support the establishment of a transport bearer on which the DSCH TFCI Signaling control frames shall be received if one does not already exist or shall apply the new values if such a bearer does already exist. The *Binding ID* IE and *Transport Layer Address* IE of any new bearer to be set up for this purpose shall be returned in the RADIO LINK RECONFIGURATION READY message. If the RADIO LINK RECONFIGURATION PREPARE message specifies that the TFCI2 transport bearer is to be deleted then the Node B shall release the resources associated with that bearer in the new configuration.

[FDD – If the *TFCI Signalling Mode* IE within the RADIO LINK RECONFIGURATION PREPARE message indicates that there shall be a hard split on the TFCI field but a TFCI2 transport bearer has not already been set up and *TFCI2 Bearer Information* IE is not included in the message then the Node B shall transmit the TFCI2 field with zero power in the new configuration.]

[FDD – If the *TFCI Signalling Mode* IE within the RADIO LINK RECONFIGURATION PREPARE message indicates that there shall be a hard split on the TFCI and the *TFCI2 Bearer Information* IE is included in the message then the Node B shall transmit the TFCI2 field with zero power until Synchronisation is achieved on the TFCI2 transport bearer and the first valid DSCH TFCI Signalling control frame is received on this bearer in the new configuration (see ref. [24]).]

[TDD – USCH Addition/Modification/Deletion:]

- [TDD – If the RADIO LINK RECONFIGURATION PREPARE message includes USCH information for the USCHs to be added/modified/deleted then the Node B shall use this information to add/modify/delete the indicated USCH channels to/from the radio link, in the same way as the DCH info is used to add/modify/release DCHs.]
- [TDD – The Node B shall include in the RADIO LINK RECONFIGURATION READY message both the *Transport Layer Address* IE and the *Binding ID* IE for the transport bearer to be established for each USCH.]

RL Information:

If the RADIO LINK RECONFIGURATION PREPARE message includes the *RL Information* IE, the Node B shall treat it as follows:

- [FDD – When more than one DL DPDCH are assigned per RL, the segmented physical channel shall be mapped on to DL DPDCHs according to [8]. When p number of DL DPDCHs are assigned to each RL, the first pair of DL Scrambling Code and FDD DL Channelisation Code Number corresponds to "*PhCH number 1*", the second to "*PhCH number 2*", and so on until the p th to "*PhCH number p*".]
- [FDD – If the *RL Information* IE includes the *SSDT Indication* IE set to "SSDT Active in the UE", the Node B may activate SSDT using the *SSDT Cell Identity* IE in the new configuration.]
- [FDD – If the *RL Information* IE includes the *SSDT Indication* IE set to "SSDT not Active in the UE", the Node B shall deactivate SSDT in the new configuration.]
- [FDD – If the *RL Information* IE includes a *DL Code Information* IE containing a *DL Scrambling Code* IE, the Node B shall apply the scrambling code in the new configuration.]
- [FDD – If the *RL Information* IE includes the *DL Code Information* IE containing a *DL Channelisation Code Number* IE, the Node B shall apply the channelisation code in the new configuration.]
- [FDD – If the *RL Information* IE contains the *Transmission Gap Pattern Sequence Code Information* IE for any of the allocated DL Channelisation Codes, the Node B shall apply the alternate scrambling code as indicated whenever the downlink compressed mode method SF/2 is active in the new configuration.]
- If the *RL Information* IE includes the *Maximum DL Power* and/or the *Minimum DL Power* IEs, the Node B shall apply the values in the new configuration.

General

If the requested modifications are allowed by the Node B and the Node B has successfully reserved the required resources for the new configuration of the Radio Link(s), it shall respond to the CRNC with the RADIO LINK RECONFIGURATION READY message. When this procedure has been completed successfully there exist a Prepared Reconfiguration, as defined in subclause 3.1.

In the RADIO LINK RECONFIGURATION READY message, the Node B shall include the *RL Information Response* IE for each affected Radio Link.

The Node B shall include in the RADIO LINK RECONFIGURATION READY message the *Transport Layer Address* and the *Binding ID* for any Transport Channel being added, or any Transport Channel being modified for which a new transport bearer was requested with the *Transport Bearer Request Indicator* IE.

In case of a DCH requiring a new transport bearer on Iur, the *Transport Layer Address* IE and the *Binding ID* shall be included in the IE *DCH Information Response* IE.

In case of a set of coordinated DCHs requiring a new transport bearer on Iub, the *Transport Layer Address* IE and the *Binding ID* IE in the *DCH Information Response* IE shall be included only for one of the DCH in the set of coordinated DCHs.

In case of a Radio Link being combined with another Radio Link within the Node B, the *RL Information Response* IE shall be included only for one of the combined RLs. The *Transport Layer Address* IE and the *Binding ID* IE in the *DCH Information Response* IE shall be included only for one of the combined Radio Links.

8.3.2.3 Unsuccessful Operation

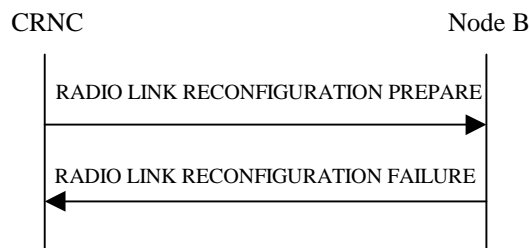


Figure 31: Synchronised Radio Link Reconfiguration Preparation procedure, Unsuccessful Operation

If the Node B cannot reserve the necessary resources for all the new DCHs of one set of co-ordinated DCHs requested to be added, it shall regard the Synchronised Radio Link Reconfiguration Preparation procedure as having failed.

If the requested Synchronised Radio Link Reconfiguration Preparation procedure fails for one or more RLs the Node B shall send the *RADIO LINK RECONFIGURATION FAILURE* message to the CRNC, indicating the reason for failure.

If more than one DCH of a set of co-ordinated DCHs has the *QE-Selector* IE set to "selected" [TDD – or no DCH of a set of co-ordinated DCHs has the *QE-Selector* IE set to "selected"] the Node B shall regard the Synchronised Radio Link Reconfiguration Preparation procedure as failed and shall respond with a *RADIO LINK RECONFIGURATION FAILURE* message.

[FDD - If the *RL Information* IE includes the *SSDT Indication* IE set to "SSDT Active in the UE" and SSDT is not active in the current configuration, the Node B shall regard the Synchronised Radio Link Reconfiguration Preparation procedure as failed if the *UL DPCH Information* IE does not include the *SSDT Cell Identity Length* IE. In this case, it shall respond with a *RADIO LINK RECONFIGURATION FAILURE* message.]

Typical cause values are as follows:

Radio Network Layer Cause

- UL SF not supported
- DL SF not supported
- Invalid CM Settings
- Downlink Shared Channel Type not supported
- Uplink Shared Channel Type not supported
- CM not supported
- Number of DL codes not supported
- Number of UL codes not supported

Transport Layer Cause

- Transport Resources Unavailable

Protocol Cause

- Semantic error

Miscellaneous Cause

- O&M Intervention
- Control processing overload
- HW failure

8.3.2.4 Abnormal Conditions

If only a subset of all the DCHs belonging to a set of co-ordinated DCHs is requested to be deleted, the Node B shall regard the Synchronised Radio Link Reconfiguration Preparation procedure as having failed and the Node B shall send the RADIO LINK RECONFIGURATION FAILURE message to the CRNC.

8.3.3 Synchronised Radio Link Reconfiguration Commit

8.3.3.1 General

This procedure is used to order the Node B to switch to the new configuration for the Radio Link(s) within the Node B, previously prepared by the Synchronised Radio Link Reconfiguration Preparation procedure.

The message shall use the Communication Control Port assigned for this Node B Communication Context.

8.3.3.2 Successful Operation

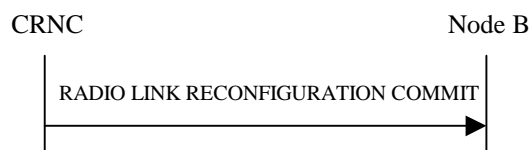


Figure 32: Synchronised Radio Link Reconfiguration Commit procedure, Successful Operation

The Node B shall switch to the new configuration previously prepared by the Synchronised Radio Link Reconfiguration Preparation procedure at the next coming CFN with a value equal to the value requested by the CRNC in the *CFN* IE when receiving the RADIO LINK RECONFIGURATION COMMIT message from the CRNC.

[FDD – If the *Active Pattern Sequence Information* IE is included in the RADIO LINK RECONFIGURATION COMMIT message, the *CM Configuration Change CFN* IE in the *Active Pattern Sequence Information* IE shall be ignored by the Node B.]

When this procedure has been completed the Prepared Reconfiguration does not exist any more, see subclause 3.1.

In the case of a transport channel modification for which a new transport bearer was requested and established, the switch to the new transport bearer shall also take place at the indicated CFN.

[FDD – If the RADIO LINK RECONFIGURATION COMMIT includes the *Active Pattern Sequence Information* IE, the Node B shall deactivate all the ongoing Transmission Gap Pattern Sequences at the *CFN* IE. From that moment on all Transmission Gap Pattern Sequences included in *Transmission Gap Pattern Sequence Status* IE repetitions shall be started when the indicated *TGCFN* IE elapses. The *CFN* IE and *TGCFN* IE for each sequence refer to the next coming CFN with that value. If the values of the *CFN* IE and the *TGCFN* IE are equal, the concerning Transmission Gap Pattern Sequence shall be started immediately at the CFN with a value equal to the value received in the *CFN* IE.]

8.3.3.3 Abnormal Conditions

If a new transport bearer is required for the new reconfiguration and it is not available at the requested CFN, the Node B shall initiate the Radio Link Failure procedure.

8.3.4 Synchronised Radio Link Reconfiguration Cancellation

8.3.4.1 General

This procedure is used to order the Node B to release the new configuration for the Radio Link(s) within the Node B, previously prepared by the Synchronised Radio Link Preparation Reconfiguration procedure.

The message shall use the Communication Control Port assigned for this Node B Communication Context.

8.3.4.2 Successful Operation

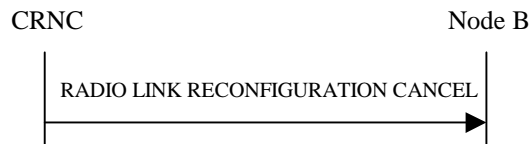


Figure 33: Synchronised Radio Link Reconfiguration Cancellation procedure, Successful Operation

When receiving the RADIO LINK RECONFIGURATION CANCEL message from the CRNC, the Node B shall release the new configuration ([FDD - including the new Transmission Gap Pattern Sequence parameters (if existing)]) previously prepared by the Synchronised Radio Link Reconfiguration Preparation procedure and continue using the old configuration. When this procedure has been completed the Prepared Reconfiguration does not exist any more, see subclause 3.1.

8.3.4.3 Abnormal Conditions

-

8.3.5 Unsynchronised Radio Link Reconfiguration

8.3.5.1 General

The Unsynchronised Radio Link Reconfiguration procedure is used to reconfigure Radio Link(s) related to one UE-UTRAN connection within a Node B.

The Unsynchronised Radio Link Reconfiguration procedure is used when there is no need to synchronise the time of the switching from the old to the new configuration in one Node B used for a UE-UTRAN connection with any other Node B also used for the UE-UTRAN connection.

The Unsynchronised Radio Link Reconfiguration procedure shall not be initiated if a Prepared Reconfiguration exists, as defined in subclause 3.1.

8.3.5.2 Successful Operation

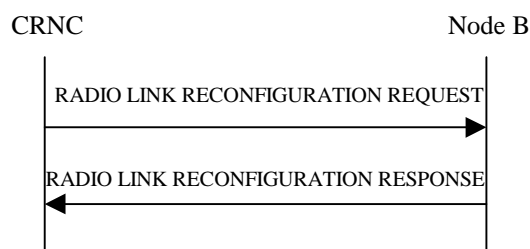


Figure 34: Unsynchronised Radio Link Reconfiguration Procedure, Successful Operation

The Unsynchronised Radio Link Reconfiguration procedure is initiated by the CRNC by sending the message RADIO LINK RECONFIGURATION REQUEST to the Node B. The message shall use the Communication Control Port assigned for this Node B Communication Context.

Upon reception, the Node B shall modify the configuration of the Radio Link(s) according to the parameters given in the message. Unless specified below, the meaning of parameters is specified in other specifications.

The Node B shall prioritise resource allocation for the RL(s) to be modified according to Annex A.

DCH Modification:

If the RADIO LINK RECONFIGURATION REQUEST message includes any *DCHs to Modify* IEs then the Node B shall treat them each as follows:

- If the *DCHs to Modify* IE includes on the *Frame Handling Priority* IE, the Node B should store this information for this DCH in the new configuration. The received Frame Handling Priority should be used when prioritising between different frames in the downlink on the radio interface in congestion situations within the Node B once the new configuration has been activated.
- If the *DCHs to Modify* IE includes the *Transport Format Set* IE for the UL, the Node B shall apply the new Transport Format Set in the Uplink of this DCH in the new configuration.
- If the *DCHs to Modify* IE includes the *Transport Format Set* IE for the DL, the Node B shall apply the new Transport Format Set in the Downlink of this DCH in the new configuration.
- If the *DCHs to Modify* IE includes multiple *DCH Specific Info* IEs then the Node B shall treat the DCHs in the *DCHs to Modify* IE as a set of co-ordinated DCHs. The Node B shall include these DCHs in the new configuration only if it can include all of them in the new configuration.
- If the *DCHs to Modify* IE includes the *UL FP Mode* IE for a DCH or a set of co-ordinated DCHs, the Node B shall apply the new FP Mode in the Uplink of the user plane for the DCH or the set of co-ordinated DCHs in the new configuration.
- If the *DCHs to Modify* IE includes the *ToAWS* IE for a DCH or a set of co-ordinated DCHs, the Node B shall apply the new ToAWS in the user plane for the DCH or the set of co-ordinated DCHs in the new configuration.
- If the *DCHs to Modify* IE includes the *ToAWE* IE for a DCH or a set of co-ordinated DCHs, the Node B shall apply the new ToAWE in the user plane for the DCH or the set of co-ordinated DCHs in the new configuration.
- [TDD – If the RADIO LINK RECONFIGURATION REQUEST message includes the *CCTrCH ID* IE for the DL of a DCH to be modified, the Node B shall apply the new CCTrCH ID in the Downlink of this DCH in the new configuration.]
- [TDD – If the RADIO LINK RECONFIGURATION REQUEST message includes the *CCTrCH ID* IE for the UL of a DCH to be modified, the Node B shall apply the new CCTrCH ID in the Uplink of this DCH in the new configuration.]

DCH Addition:

If the RADIO LINK RECONFIGURATION REQUEST message includes any *DCH to Add* IEs, the Node B shall reserve necessary resources for the new configuration of the Radio Link(s) according to the parameters given in the message and include these DCHs in the new configuration. In particular:

- If a *DCHs to Add* IE includes multiple *DCH Specific Info* IEs for a DCH to be added, the Node B shall treat the DCHs in the *DCHs to Add* IE as a set of co-ordinated DCHs. The Node B shall include these DCHs in the new configuration only if it can include all of them in the new configuration.
- [FDD - For DCHs which do not belong to a set of co-ordinated DCHs with the *QE-Selector* IE set to "selected", the Node B shall use the Transport channel BER from that DCH as the base for the QE in the UL data frames. If no Transport channel BER is available for the selected DCH, the Physical channel BER shall be used for the QE [16]. If the QE-Selector is set to "non-selected", the Physical channel BER shall be used for the QE in the UL data frames, ref. [16].]
- For a set of co-ordinated DCHs, the Node B shall use the Transport channel BER from the DCH with the *QE-Selector* IE set to "selected" as the QE in the UL data frames [16]. [FDD – If no Transport channel BER is available for the selected DCH, the Physical channel BER shall be used for the QE [16]. If all DCHs have *QE-Selector* IE set to "non-selected" the Physical channel BER shall be used for the QE [16].]
- The Node B should store the *Frame Handling Priority* IE received for a DCH to be added in the new configuration. The received Frame Handling Priority should be used when prioritising between different frames

in the downlink on the radio interface in congestion situations within the Node B once the new configuration has been activated.

- The Node B shall use the included *UL FP Mode* IE for a DCH or a set of co-ordinated DCHs to be added as the new FP Mode in the Uplink of the user plane for the DCH or the set of co-ordinated DCHs in the new configuration.
- The Node B shall use the included *ToAWS* IE for a DCH or a set of co-ordinated DCHs to be added as the new Time of Arrival Window Start Point in the user plane for the DCH or the set of co-ordinated DCHs in the new configuration.
- The Node B shall use the included *ToAWE* IE for a DCH or a set of co-ordinated DCHs to be added as the new Time of Arrival Window End Point in the user plane for the DCH or the set of co-ordinated DCHs in the new configuration.
- [TDD – If the RADIO LINK RECONFIGURATION REQUEST message includes the *CCTrCH ID* IE for the DL of a DCH to be modified, the Node B shall apply the new CCTrCH ID in the downlink of this DCH in the new configuration.]
- [TDD – If the RADIO LINK RECONFIGURATION REQUEST message includes the *CCTrCH ID* IE for the UL of a DCH to be modified, the Node B shall apply the new CCTrCH ID in the Uplink of this DCH in the new configuration.]

DCH Deletion:

If the RADIO LINK RECONFIGURATION REQUEST message includes any DCH to be deleted from the Radio Link(s), the Node B shall not include this DCH in the new configuration.

If all of the DCHs belonging to a set of co-ordinated DCHs are requested to be deleted, the Node B shall not include this set of coordinated DCHs in the new configuration.

[FDD - Physical Channel Modification:]

[FDD - If the RADIO LINK RECONFIGURATION REQUEST message includes an *UL DPCH Information* IE, then the Node B shall apply the parameters to the new configuration as follows:]

- [FDD – If the *UL DPCH Information* IE includes the *TFCS* IE for the UL, the Node B shall apply the new TFCS in the Uplink of the new configuration.]

[FDD – If the RADIO LINK RECONFIGURATION REQUEST message includes a *DL DPCH Information* IE, then the Node B shall apply the parameters to the new configuration as follows:]

- [FDD – If the *DL DPCH Information* IE includes on the *TFCS* IE for the DL, the Node B shall apply the new TFCS in the Downlink of the new configuration.]
- [FDD – If the *DL DPCH Information* IE includes the *TFCI Signalling Mode* IE, the Node B shall use the use the information when building TFCIs in the new configuration.
- [FDD – If the *DL DPCH Information* IE includes the *Limited Power Increase* IE and the IE is set to 'Used', the Node B shall, if supported, use Limited Power Increase according to ref. [10] subclause 5.2.1 for the inner loop DL power control in the new configuration.]
- [FDD – If the *DL DPCH Information* IE message includes the *Limited Power Increase* IE and the IE is set to 'Not Used', the Node B shall not use Limited Power Increase for the inner loop DL power control in the new configuration.]

[FDD – If the RADIO LINK RECONFIGURATION REQUEST message includes the *Transmission Gap Pattern Sequence Information* IE the Node B shall store the new information about the Transmission Gap Pattern Sequences to be used in the new Compressed Mode Configuration. This new Compressed Mode Configuration shall be valid in the Node B until the next Compressed Mode Configuration is configured in the Node B or Node B Communication Context is deleted.]

[TDD – UL/DL CCTrCH Modification]

[TDD – If the RADIO LINK RECONFIGURATION REQUEST message includes any *UL CCH* to modify IE or *DL CCH* to modify IE in the Radio Link(s), the Node B shall reserve necessary resources for the new configuration of the Radio Link(s) according to the parameters given in the message.]

[TDD – If the *UL/DL CCH* to modify IE includes *TFCS* IE, and/or *Puncture Limit* IE the Node B shall apply these as the new values, otherwise the old values specified for this CCH are still applicable.]

[TDD – UL/DL CCH Deletion]

[TDD – If the RADIO LINK RECONFIGURATION REQUEST message includes any *UL CCH* to delete IE or *DL CCH* to delete IE, the Node B shall not include this CCH in the new configuration.]

RL Information:

If the RADIO LINK RECONFIGURATION REQUEST message includes the *RL Information* IE, the Node B shall treat it as follows:

- If the *RL Information* IE includes the *Maximum DL Power* IE, the Node B shall apply this value to the new configuration and never transmit with a higher power on any Downlink Channelisation Code of the Radio Link once the new configuration is being used.
- If the *RL Information* IE includes the *Minimum DL Power* IE, the Node B shall apply this value to the new configuration and never transmit with a lower power on any Downlink Channelisation Code of the Radio Link once the new configuration is being used.
- [FDD – If the *RL Information* IE contains the *DL Code Information* IE for any of the allocated DL Channelisation code, the Node B shall apply the new setting when new compressed mode measurement are activated.]
- [FDD – If the *RL Information* IE contains the *Transmission Gap Pattern Sequence Code Information* IE for any of the allocated DL Channelisation Codes, the Node B shall apply the alternate scrambling code as indicated whenever the downlink compressed mode method SF/2 is active in the new configuration.]

General

If the requested modifications are allowed by the Node B, the Node B has successfully allocated the required resources, and changed to the new configuration it shall respond to the CRNC with the RADIO LINK RECONFIGURATION RESPONSE message.

In the RADIO LINK RECONFIGURATION RESPONSE message, the Node B shall include the *RL Information Response* IE for each affected Radio Link.

The Node B shall include in the RADIO LINK RECONFIGURATION RESPONSE message the *Transport Layer Address* IE and the *Binding ID* IE for any Transport Channel being added, or any Transport Channel being modified for which a new transport bearer was requested with the *Transport Bearer Request Indicator* IE.

In case of a DCH requiring a new transport bearer on Iur, the *Transport Layer Address* IE and the *Binding ID* shall be included in the *IE DCH Information Response* IE.

In case of a set of coordinated DCHs requiring a new transport bearer on Iub, the *Transport Layer Address* IE and the *Binding ID* IE in the *DCH Information Response* IE shall be included only for one of the DCH in the set of coordinated DCHs.

In case of a Radio Link being combined with another Radio Link within the Node B, *RL Information Response* IE shall be included only for one of the combined Radio Links. The *Transport Layer Address* IE and the *Binding ID* IE in the *DCH Information Response* IE shall be included only for one of the combined Radio Links.

8.3.5.3 Unsuccessful Operation

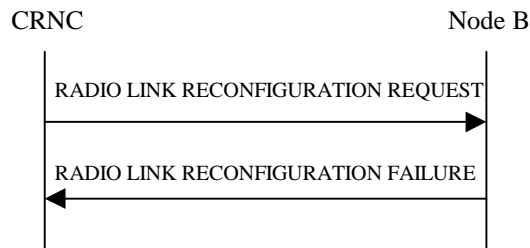


Figure 35: Unsyncronised Radio Link Reconfiguration procedure, Unsuccessful Operation

If the Node B cannot allocate the necessary resources for all the new DCHs of one set of coordinated, DCHs requested to be set-up it shall regard the Unsyncronised Radio Link Reconfiguration procedure as having failed.

If the requested Unsyncronised Radio Link Reconfiguration procedure fails for one or more Radio Link(s) the Node B shall send the RADIO LINK RECONFIGURATION FAILURE message to the CRNC, indicating the reason for failure.

If more than one DCH of a set of co-ordinated DCHs has the *QE-Selector* IE set to "selected" [TDD – or no DCH of a set of co-ordinated DCHs has the *QE-Selector* IE set to "selected"] the Node B shall regard the Unsyncronised Radio Link Reconfiguration Preparation procedure as failed and shall respond with a RADIO LINK RECONFIGURATION FAILURE message.

Typical cause values are as follows:

Radio Network Layer Cause

- Invalid CM Settings
- CM not supported

Transport Layer Cause

- Transport Resources Unavailable

Protocol Cause

- Semantic error

Miscellaneous Cause

- O&M Intervention
- Control processing overload
- HW failure

8.3.5.4 Abnormal Conditions

If only a subset of all the DCHs belonging to a set of co-ordinated DCHs is requested to be deleted, the Node B shall regard the Unsyncronised Radio Link Reconfiguration procedure as having failed and shall send the RADIO LINK RECONFIGURATION FAILURE message to the CRNC.

8.3.6 Radio Link Deletion

8.3.6.1 General

The Radio Link Deletion procedure is used to release the resources in a Node B for one or more established radio links towards a UE.

The Radio Link Deletion procedure may be initiated by the CRNC at any time when the Node B Communication Context exists.

8.3.6.2 Successful Operation

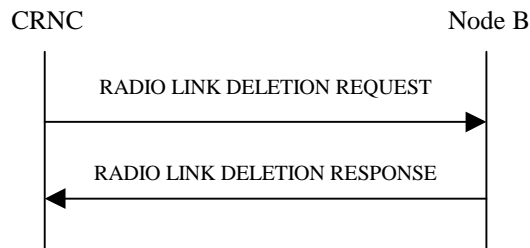


Figure 36: Radio Link Deletion procedure, Successful Operation

The procedure is initiated with a RADIO LINK DELETION REQUEST message sent from the CRNC to the Node B.

Upon receipt of this message, the Node B shall delete the radio link(s) identified by the *RL ID IE*, *Node B Communication ID IE* and *CRNC Communication ID IE* and release all associated resources and respond to the CRNC with a RADIO LINK DELETION RESPONSE message.

[FDD – After deletion of the RL(s), the UL out-of-sync algorithm defined in ref. [10] shall for each of the remaining RL Set(s) use the maximum value of the parameters *N_OUTSYNC_IND* and *T_RLFAILURE*, and the minimum value of the parameters *N_INSYNC_IND*, that are configured in the cells supporting the radio links of the RL Set].

8.3.6.3 Unsuccessful Operation

-

8.3.6.4 Abnormal Conditions

If the RL indicated by the *RL ID IE*, *Node B Communication ID IE* and *CRNC Communication ID IE* does not exist, the Node B shall respond with the RADIO LINK DELETION RESPONSE message and use the *CRNC Communication Context ID IE* received in the RADIO LINK DELETION REQUEST message.

8.3.7 Downlink Power Control [FDD]

8.3.7.1 General

The purpose of this procedure is to balance the DL transmission powers of one or more Radio Links used for the related UE-UTRAN connection within the Node B. The Downlink Power Control procedure may be initiated by the CRNC at any time when the Node B communication context exists, irrespective of other ongoing CRNC initiated dedicated NBAP procedures towards this Node B communication context. The only exception occurs when the CRNC has requested the deletion of the last RL via this Node B, in which case the Downlink Power Control procedure shall no longer be initiated.

8.3.7.2 Successful Operation



Figure 37: Downlink Power Control procedure, Successful Operation

The procedure is initiated by the CRNC sending a DL POWER CONTROL REQUEST message to the Node B.

The *Power Adjustment Type IE* defines the characteristic of the power adjustment.

If the value of the *Power Adjustment Type* IE is *Common*, the Node B shall perform the power adjustment (see below) for all radio links associated with the context identified by the *Node B Communication Context ID* IE using a common DL reference power level.

If the value of the *Power Adjustment Type* IE is *Individual*, the Node B shall perform the power adjustment (see below) for all radio links addressed in the message using the given DL Reference Powers per RL.

If the value of the *Power Adjustment Type* IE is *None*, the Node B shall suspend on going power adjustments for all radio links for the UE Context.

If the *Inner Loop DL PC Status* IE is present and set to *'Active'*, the Node B shall activate inner loop DL power control for all radio links for the Node B communication context. If the *Inner Loop DL PC Status* IE is present and set to *'Inactive'*, the Node B shall deactivate inner loop DL power control for all radio links for the Node B communication context according to ref. [10].

Power Adjustment

The power balancing adjustment shall be superimposed on the inner loop power control adjustment (see Ref. [10]) if activated. The power balancing adjustment shall be such that:

$$\sum P_{bal} = (1 - r)(P_{ref} + P_{P-CPICH} - P_{init}) \quad \text{with an accuracy of } \pm 0.5 \text{ dB}$$

where the sum is performed over an adjustment period corresponding to a number of frames equal to the value of the *Adjustment Period* IE, P_{ref} is the value of the *DL Reference Power* IE, $P_{P-CPICH}$ is the power used on the primary CPICH, P_{init} is the code power of the last slot of the previous adjustment period and r is given by the *Adjustment Ratio* IE. If the last slot of the previous adjustment period is within a transmission gap due to compressed mode, P_{init} shall be set to the same value as the code power of the slot just before the transmission gap.

The adjustment within one adjustment period shall in any case be performed with the constraints given by the *Max Adjustment Step* IE and the DL TX power range set by the CRNC.

The power adjustments shall be started at the first slot of a frame with CFN modulo the value of *Adjustment Period* IE equal to 0 and shall be repeated for every adjustment period and shall be restarted at the first slot of a frame with CFN=0, until a new DL POWER CONTROL REQUEST message is received or the RL is deleted.

8.3.7.3 Abnormal Conditions

-

8.3.8 Dedicated Measurement Initiation

8.3.8.1 General

This procedure is used by a CRNC to request the initiation of measurements on dedicated resources in a Node B.

The Dedicated Measurement Initiation procedure shall not be initiated if a Prepared Reconfiguration exists, as defined in subclause 3.1.

8.3.8.2 Successful Operation

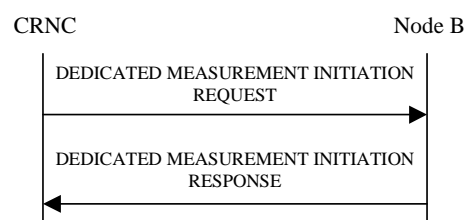


Figure 38: Dedicated Measurement Initiation procedure, Successful Operation

The procedure is initiated with a DEDICATED MEASUREMENT INITIATION REQUEST message sent from the CRNC to the Node B using the communication control port assigned to the Node B communication context.

Upon reception, the Node B shall initiate the requested measurement according to the parameters given in the request. Unless specified below the meaning of the parameters are given in other specifications.

If the *Node B Communication Context ID* IE equals the reserved value 'All NBCC', this measurement request shall apply for all current and future Node B Communication Contexts controlled via the Communication Control Port on which the DEDICATED MEASUREMENT INITIATION REQUEST message was received. Otherwise, this measurement request shall apply for the requested Node B Communication Context ID only.

If the *Node B Communication Context ID* IE equals the reserved value 'All NBCC', the measurement request shall be treated as a single measurement, despite applying to multiple contexts. This means that it may only be terminated or failed on 'All NBCC'.

If the *Dedicated Measurement Object Type* IE is set to "RL", measurement results shall be reported for all indicated Radio Links.

[FDD – If the *Dedicated Measurement Object Type* IE is set to "RLS", measurement results shall be reported for all indicated Radio Link Sets.]

If the *Dedicated Measurement Object Type* IE is set to "ALL RL", measurement results shall be reported for all current and future Radio Links within the Node B Communication Context.

[FDD – If the *Dedicated Measurement Object Type* IE is set to "ALL RLS", measurement results shall be reported for all existing and future Radio Link Sets within the Node B Communication Context.]

[TDD – If DPCH ID is provided within the RL Information the measurement request shall apply for the requested physical channel individually.]

If the *CFN Reporting Indicator* IE is set to "FN Reporting Required", the *CFN* IE shall be included in the measurement report or in the measurement response, the latter only in the case the *Report Characteristics* IE is set to 'On-Demand'. The reported CFN shall be the CFN at the time when the measurement value was reported by the layer 3 filter, referred to as point C in the measurement model [25].

If the *CFN* IE is provided, it indicates the frame for which the first measurement shall be provided. The provided measurement value shall be the one reported by the layer 3 filter, referred to as point C in the measurement model [25].

Report characteristics

The *Report Characteristics* IE is set to how the reporting of the measurement shall be performed.

If the *Report Characteristics* IE is set to 'On-Demand', the Node B shall return the result of the measurement immediately.

If the *Report Characteristics* IE is set to 'Periodic', the Node B shall periodically initiate the Dedicated Measurement Report procedure for this measurement, with the requested report frequency.

If the *Report Characteristics* IE is set to 'Event A', the Node B shall initiate the Dedicated Measurement Reporting procedure when the measured entity rises above the requested threshold and stays there for the requested hysteresis time. If no hysteresis time is given, the Node B shall use the value zero for the hysteresis time.

If the *Report Characteristics* IE is set to 'Event B', the Node B shall initiate the Dedicated Measurement Reporting procedure when the measured entity falls below the requested threshold and stays there for the requested hysteresis time. If no hysteresis time is given, the Node B shall use the value zero for the hysteresis time.

If the *Report Characteristics* IE is set to 'Event C', the Node B shall initiate the Dedicated Measurement Reporting procedure when the measured entity rises by an amount greater than the requested threshold within the requested time.

If the *Report Characteristics* IE is set to 'Event D', the Node B shall initiate the Dedicated Measurement Reporting procedure when the measured entity falls by an amount greater than the requested threshold within the requested time.

If the *Report Characteristics* IE is set to 'Event E', the Node B shall initiate the Dedicated Measurement Reporting procedure when the measured entity rises above the 'Measurement Threshold 1' and stays there for the 'Measurement Hysteresis Time' (Report A). When the conditions for Report A are met and the *Report Periodicity* IE is provided the Node B shall also initiate the Dedicated Measurement Reporting procedure periodically. If the conditions for Report A have been met and the measured entity falls below the 'Measurement Threshold 2' and stays there for the 'Measurement

Hysteresis Time', the Node B shall initiate the Dedicated Measurement Reporting procedure (Report B) as well as terminating any corresponding periodic reporting. If 'Measurement Threshold 2' is not present, the Node B shall use 'Measurement Threshold 1' instead. If no 'Measurement Hysteresis Time' is provided, the Node B shall use the value zero as hysteresis times for both Report A and Report B.

If the *Report Characteristics* IE is set to 'Event F', the Node B shall initiate the Dedicated Measurement Reporting procedure when the measured entity falls below the 'Measurement Threshold 1' and stays there for the 'Measurement Hysteresis Time' (Report A). When the conditions for Report A are met and the *Report Periodicity* IE is provided the Node B shall also initiate the Dedicated Measurement Reporting procedure periodically. If the conditions for Report A have been met and the measured entity rises above the 'Measurement Threshold 2' and stays there for the 'Measurement Hysteresis Time', the Node B shall initiate the Dedicated Measurement Reporting procedure (Report B) as well as terminating any corresponding periodic reporting. If 'Measurement Threshold 2' is not present, the Node B shall use 'Measurement Threshold 1' instead. If no 'Measurement Hysteresis Time' is provided, the Node B shall use the value zero as hysteresis times for both Report A and Report B.

If the *Report Characteristics* IE is not set to 'On-Demand', the Node B is required to perform reporting for a dedicated measurement object, in accordance with the conditions provided in the DEDICATED MEASUREMENT INITIATION REQUEST message, as long as the object exists. If no dedicated measurement object(s) for which a measurement is defined exists any more the Node B shall terminate the measurement locally, i.e. without reporting this to the CRNC.

If at the start of the measurement, the reporting criteria are fulfilled for any of Event A, Event B, Event E or Event F, the Node B shall initiate the Dedicated Measurement Reporting procedure immediately, and then continue with the measurements as specified in the DEDICATED MEASUREMENT INITIATION REQUEST message.

Higher layer filtering

The *Measurement Filter Coefficient* IE indicates how filtering of the measurement values shall be performed before measurement event evaluation and reporting.

The averaging shall be performed according to the following formula.

$$F_n = (1 - a) \cdot F_{n-1} + a \cdot M_n$$

The variables in the formula are defined as follows

F_n is the updated filtered measurement result

F_{n-1} is the old filtered measurement result

M_n is the latest received measurement result from physical layer measurements

$a = 1/2^{(k/2)}$, where k is the parameter received in the *Measurement Filter Coefficient* IE. If the *Measurement Filter Coefficient* IE is not present, a shall be set to 1 (no filtering)

In order to initialise the averaging filter, F_0 is set to M_1 when the first measurement result from the physical layer measurement is received.

Response message

If the Node B was able to initiate the measurement requested by the CRNC, it shall respond with the DEDICATED MEASUREMENT INITIATION RESPONSE message using the communication control port assigned to the Node B communication context. The message shall include the same Measurement ID that was used in the measurement request.

Only in the case when *Report Characteristics* IE is set to "On-Demand", the DEDICATED MEASUREMENT INITIATION RESPONSE message shall contain the measurement result. In this case also the *Dedicated Measurement Object* IE shall be included if it was included in the request message.

In the case that the *Node B Communication Context ID* IE is set to 'All NBCC', the *CRNC Communication Context ID* IE in the DEDICATED MEASUREMENT INITIATION RESPONSE shall be set to the value 'All CRNCCC', which is reserved for this purpose.

Interaction with Reset Procedure

If a measurement has been requested with the *Node B Communication Context ID* IE set to 'All NBCC', the Node B shall terminate the measurement locally if either the CRNC or the Node B initiates the Reset procedure for the relevant Communication Control Port or the entire Node B.

8.3.8.3 Unsuccessful Operation

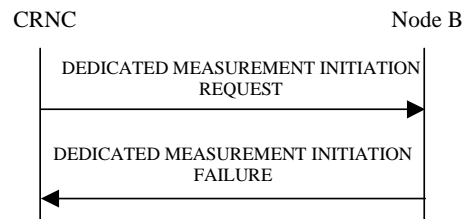


Figure 39: Dedicated Measurement Request procedure: Unsuccessful Operation

If the Dedicated Measurement Type received in the *Dedicated Measurement Type* IE is not defined in ref. [4] or [5] to be measured on the Dedicated Measurement Object Type received in the *Dedicated Measurement Object Type* IE in the DEDICATED MEASUREMENT INITIATION REQUEST message, the Node B shall regard the Dedicated Measurement Initiation procedure as failed.

If the requested measurement cannot be initiated, the Node B shall send a DEDICATED MEASUREMENT INITIATION FAILURE message using the communication control port assigned to the Node B communication context. The message shall include the same Measurement ID that was used in the DEDICATED MEASUREMENT INITIATION REQUEST message and the *Cause* IE set to an appropriate value.

In the case that the *Node B Communication Context ID* IE is set to 'All NBCC' the *CRNC Communication Context ID* IE in the DEDICATED MEASUREMENT INITIATION FAILURE shall be set to the value 'All CRNCCC', which is reserved for this purpose.

Typical cause values are as follows:

Radio Network Layer cause

- Measurement not supported for the object
- Measurement Temporarily not Available

Miscellaneous Cause

- O&M Intervention
- Control processing overload
- HW failure

8.3.8.4 Abnormal Conditions

-

8.3.9 Dedicated Measurement Reporting

8.3.9.1 General

This procedure is used by the Node B to report the result of measurements requested by the CRNC with the Dedicated Measurement Initiation procedure. The Node B may initiate the Dedicated Measurement Reporting procedure at any time after establishing a Radio Link, as long as the Node B communication context exists.

8.3.9.2 Successful Operation



Figure 40: Dedicated Measurement Reporting procedure, Successful Operation

If the requested measurement reporting criteria are met, the Node B shall initiate the Dedicated Measurement Reporting procedure. The DEDICATED MEASUREMENT REPORT message shall use the communication control port assigned to the Node B communication context. If the measurement was initiated (by the Dedicated Measurement Initiation procedure) for multiple dedicated measurement objects, the Node B may include measurement values for multiple objects in the DEDICATED MEASUREMENT REPORT message. Unless specified below, the meaning of the parameters are given in other specifications.

The *Dedicated Measurement ID* IE shall be set to the Dedicated Measurement ID provided by the CRNC when initiating the measurement with the Dedicated Measurement Initiation procedure.

If the achieved measurement accuracy does not fulfil the given accuracy requirement, the Measurement not available shall be reported.

8.3.9.3 Abnormal Conditions

-

8.3.10 Dedicated Measurement Termination

8.3.10.1 General

This procedure is used by the CRNC to terminate a measurement previously requested by the Dedicated Measurement Initiation procedure.

The Dedicated Measurement Termination procedure shall not be initiated if a Prepared Reconfiguration exists, as defined in subclause 3.1.

8.3.10.2 Successful Operation

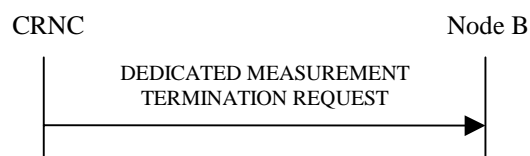


Figure 41: Dedicated Measurement Termination procedure, Successful Operation

This procedure is initiated with a DEDICATED MEASUREMENT TERMINATION REQUEST message, sent from the CRNC to the Node B using the communication control port assigned to the Node B communication context.

Upon reception, the Node B shall terminate reporting of measurements corresponding to the received Dedicated Measurement ID.

8.3.10.3 Abnormal Conditions

-

8.3.11 Dedicated Measurement Failure

8.3.11.1 General

This procedure is used by the Node B to notify the CRNC that a measurement previously requested by the Dedicated Measurement Initiation procedure can no longer be reported. The Node B is allowed to initiate the DEDICATED MEASUREMENT FAILURE INDICATION message at any time after having sent the RADIO LINK SETUP RESPONSE message, as long as the Node B communication context exists.

8.3.11.2 Successful Operation



Figure 42: Dedicated Measurement Failure procedure, Successful Operation

This procedure is initiated with a DEDICATED MEASUREMENT FAILURE INDICATION message, sent from the Node B to the CRNC using the communication control port assigned to the Node B communication context, to inform the CRNC that a previously requested measurement can no longer be reported. The Node B has locally terminated the indicated measurement.

If the failed measurement was initiated with the *Node B Communication Context ID* IE set to the reserved value "All NBCC" and the Node B has terminated the measurement reporting of the measurement corresponding to the Measurement ID indicated in the DEDICATED MEASUREMENT FAILURE INDICATION message, the *CRNC Communication Context ID* IE shall be set to the value 'All CRNCCC'.

8.3.11.3 Abnormal Conditions

-

8.3.12 Radio Link Failure

8.3.12.1 General

This procedure is used by Node B to indicate a failure in one or more Radio Links [FDD - or Radio Link Sets][TDD or CCTrCHs within a Radio Link].

8.3.12.2 Successful Operation




Figure 43: Radio Link Failure procedure, Successful Operation

When Node B detects that one or more Radio Link [FDD - or Radio Link Sets] [TDD - or CCTrCHs within a Radio Link] is no longer available, it sends the RADIO LINK FAILURE INDICATION message to CRNC indicating the failed Radio Links or Radio Link Sets or CCTrCHs with the most appropriate cause values in the *Cause* IE. If the failure concerns one or more individual Radio Links the Node B shall indicate the affected Radio Link(s) using the *RL*

Information IE. [FDD - The Node B shall indicate the affected Radio Link Set(s) using the *RL Set Information IE.*] [TDD – If the failure concerns only the failure of one or more CCTrCH's within in a radio link the Node B shall indicate the affected CCTrCH's using the *CCTrCH ID IE.*]

When the Radio Link Failure procedure is used to notify the loss of UL synchronisation of a [FDD – Radio Link Set] [TDD – Radio Link or CCTrCHs within a Radio Link] on the Uu, the message shall be sent, with the cause value 'Synchronisation Failure', when indicated by the UL out-of-sync algorithm defined in [10] and [21]. [FDD – The algorithm in [10] shall use the maximum value of the parameters N_OUTSYNC_IND and T_RLFAILURE, and the minimum value of the parameters N_INSYNC_IND, that are configured in the cells supporting the radio links of the RL Set.]

[FDD – When Radio Link Failure procedure is used to indicate permanent failure in one or more Radio Links/Radio Link Sets due the overlapping of two or more compressed mode patterns during operation of compressed mode, the DL transmission shall be stopped and the RADIO LINK FAILURE INDICATION message shall be sent with the cause value 'Invalid CM Settings'. After sending the RADIO LINK FAILURE INDICATION message to notify the permanent failure, the Node B shall not remove the Radio Link(s)/Radio Link Set(s) from the UE Context, or the UE Context itself.]

In the other cases Radio Link Failure procedure is used to indicate that one or more Radio Links/Radio Link Sets are permanently unavailable and cannot be restored. After sending the RADIO LINK FAILURE INDICATION message to notify the permanent failure, the Node B shall not remove the Radio Link/Radio Link Set from the UE Context, or the UE Context itself. When applicable, the retention priorities associated with the transport channels shall be used by the Node B to prioritise which Radio Links/Radio Link Sets to indicate as unavailable to the CRNC.

Typical cause values are:

Radio Network Layer Causes:

- Synchronisation Failure
- Invalid CM settings

Transport Layer Causes:

- Transport Resources Unavailable

Miscellaneous Causes:

- Control Processing Overload
- HW Failure
- O&M Intervention

8.3.12.3 Abnormal Conditions

-

8.3.13 Radio Link Restoration

8.3.13.1 General

This procedure is used by the Node B to notify the achievement and re-achievement of uplink synchronisation of one or more [FDD - Radio Link Sets][TDD – Radio Links or CCTrCHs within a Radio Link] on the Uu.

8.3.13.2 Successful Operation

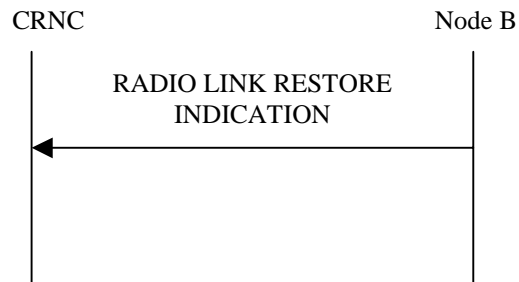


Figure 44: Radio Link Restoration procedure, Successful Operation

The Node B shall send the RADIO LINK RESTORE INDICATION message to the CRNC when indicated by the UL sync detection algorithm defined in ref. [10] and [21]. [FDD – The algorithm in ref. [10] shall use the minimum value of the parameters N_INSYNC_IND that are configured in the cells supporting the radio links of the RL Set.]

[TDD – If the re-established Uu synchronisation concerns one or more individual Radio Links the Node B shall indicate the affected Radio Link(s) using the *RL Information IE*.] [TDD – If the re-established Uu synchronization concerns one or more individual CCTrCHs within a radio link the Node B shall indicate the affected CCTrCHs using the *CCTrCH ID IE*.] [FDD – If the re-established Uu synchronisation concerns one or more Radio Link Sets the Node B shall indicate the affected Radio Link Set(s) using the *RL Set Information IE*.]

8.3.13.3 Abnormal Condition

-

8.3.14 Compressed Mode Command [FDD]

8.3.14.1 General

The Compressed Mode Command procedure is used to activate or deactivate the compressed mode in the Node B for one UE-UTRAN connection.

The Compressed Mode Command procedure shall not be initiated if a Prepared Reconfiguration exists, as defined in subclause 3.1.

8.3.14.2 Successful Operation



Figure 47: Compressed Mode Command procedure, Successful Operation

The Node B shall deactivate all the ongoing Transmission Gap Pattern Sequences at the *CM Configuration Change CFN IE* requested by CRNC when receiving COMPRESSED MODE COMMAND message from the CRNC. From that moment on all Transmission Gap Pattern Sequences included in *Transmission Gap Pattern Sequence Status IE* repetitions (if present) shall be started when the indicated *TGCFN IE* elapses. The *CM Configuration Change CFN IE* in the *Active Pattern Sequence Information IE* and *TGCFN IE* for each sequence refer to the next coming CFN with that value.

If the values of the *CM Configuration Change CFN IE* and the *TGCFN IE* are equal, the concerning Transmission Gap Pattern Sequence shall be started immediately at the CFN with a value equal to the value received in the *CM Configuration Change CFN IE*.

8.3.14.3 Abnormal Conditions

-

8.3.15 Downlink Power Timeslot Control [TDD]

8.3.15.1 General

The purpose of this procedure is to enable the Node B to use the indicated DL Timeslot ISCP values when deciding the DL TX Power for each timeslot

The Downlink Power Timeslot Control procedure can be initiated by the CRNC at any time when the Node B communication context exists, irrespective of other ongoing CRNC initiated dedicated NBAP procedures towards this Node B communication context. The only exception occurs when the CRNC has requested the deletion of the last RL via this Node B, in which case the Downlink Power Timeslot Control procedure shall no longer be initiated.

8.3.15.2 Successful Operation



Figure 47A: Downlink Power Timeslot Control procedure, Successful Operation

The procedure is initiated by the CRNC sending a DL POWER TIMESLOT CONTROL REQUEST message to the Node B.

Upon reception, the Node B shall use the indicated DL Timeslot ISCP value when deciding the DL TX Power for each timeslot as specified in ref. [21], i.e. it shall reduce the DL TX power in those downlink timeslots of the radio link where the interference is low, and increase the DL TX power in those timeslots where the interference is high, while keeping the total downlink power in the radio link unchanged.

8.3.15.3 Abnormal Conditions

-

8.3.16 Radio Link Pre-emption

8.3.16.1 General

This procedure is started by the Node B when resources need to be freed.

The Node B may initiate the Radio Link Pre-emption procedure at any time after establishing a Radio Link.

8.3.16.2 Successful Operation

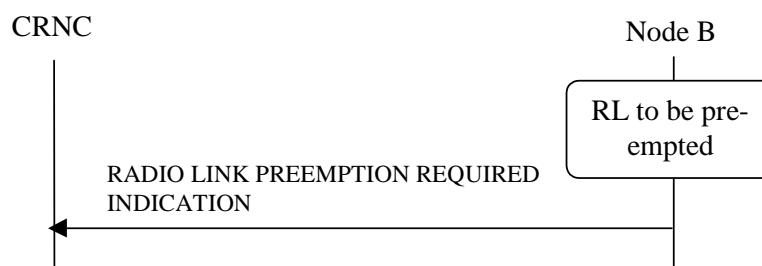


Figure 47B: RL Pre-emption procedure, Successful Operation

When Node B detects that a one or more Radio Links should be pre-empted, see Annex A, it shall send the RADIO LINK PREEMPTION REQUIRED INDICATION message to the CRNC. If all Radio Links for a CRNC Communication Context ID should be pre-empted, the *RL Information IE* shall be omitted. If one or several but not all Radio Links should be pre-empted for a CRNC Communication Context, the Radio Links that should be pre-empted shall be indicated in the *RL Information IE*. The Radio Link(s) that should be pre-empted should be deleted by the CRNC.

8.3.16.3 Abnormal Conditions

-

8.4 Error Handling Procedures

8.4.1 Error Indication

8.4.1.1 General

The Error Indication procedure is initiated by a node in order to report detected errors in one incoming message, provided they cannot be reported by an appropriate response message.

8.4.1.2 Successful Operation

When the conditions defined in subclause 10 are fulfilled, the Error Indication procedure is initiated by an ERROR INDICATION message sent from the receiving node.

When the ERROR INDICATION message is sent from a Node B to its CRNC, the *CRNC Communication Context ID IE* shall be included in the message if available. When the ERROR INDICATION message is sent from a CRNC to a Node B, the *Node B Communication Context ID IE* shall be included in the message if available.

When a message for a dedicated procedure is received in Node B with an invalid *Node B Communication Context ID IE*, the Node B shall include the unknown *Node B Communication Context ID IE* from the dedicated message in the ERROR INDICATION message, unless another handling is specified in the procedure text for the affected procedure.

Typical cause values for the ERROR INDICATION message are:

Protocol Causes:

- Transfer Syntax Error
- Abstract Syntax Error (Reject)
- Abstract Syntax Error (Ignore and Notify)
- Message not Compatible with Receiver State
- Unspecified



Figure 49: Error Indication procedure (Node B to CRNC): Successful Operation




Figure 50: Error Indication procedure (CRNC to Node B), Successful Operation

8.4.1.3 Abnormal Conditions

-

9 Elements for NBAP communication

9.1 Message Functional Definition and Content

9.1.1 General

Subclause 9.1 presents the contents of NBAP messages in tabular format. The corresponding ASN.1 definition is presented in subclause 9.3. In case there is contradiction between the tabular format in subclause 9.1 and the ASN.1 definition, the ASN.1 shall take precedence, except for the definition of conditions for the presence of conditional IEs, where the tabular format shall take precedence.

NOTE: The messages have been defined in accordance to the guidelines specified in ref. [26].

9.1.2 Message Contents

9.1.2.1 Presence

An information element can be of the following types:

M	The information element is mandatory, i.e. always present in the message
O	The information element is optional, i.e. may or may not be present in the message independently on the presence or value of other information elements in the same message
C	The presence of the information element is conditional to the presence or to the value of another information element, as reported in the table below the message containing the explanation of the condition

In case of an information element group, the group is preceded by a name for the info group (in bold). It is also indicated how many times a group may be repeated in the message and whether the group is conditional. The presence field of the information elements inside one group defines if the information element is mandatory, optional or conditional if the group is present.

9.1.2.2 Criticality

Each information element or Group of information elements may have a criticality information applied to it. Following cases are possible:

–	No criticality information is applied explicitly.
YES	Criticality information is applied. 'YES' is usable only for non-repeatable information elements.
GLOBAL	The information element and all its repetitions together have one common criticality information. 'GLOBAL' is usable only for repeatable information elements.
EACH	Each repetition of the information element has its own criticality information. It is not allowed to assign different criticality values to the repetitions. 'EACH' is usable only for repeatable information elements.

9.1.2.3 Range

The Range column indicates the allowed number of copies of repetitive IEs/IE.

9.1.2.4 Assigned Criticality

This column provides the actual criticality information as defined in subclause 10.3.2, if applicable.

9.1.3 COMMON TRANSPORT CHANNEL SETUP REQUEST

9.1.3.1 FDD Message

IE/Group Name	Presence	Range	IE type and reference	Semantics description	Criticality	Assigned Criticality
Message Discriminator	M		9.2.1.45		–	
Message Type	M		9.2.1.46		YES	reject
Transaction ID	M		9.2.1.62		–	
C-ID	M		9.2.1.9		YES	reject
Configuration Generation ID	M		9.2.1.16		YES	reject
CHOICE common physical channel to be configured	M				YES	ignore
>Secondary CCPCH					–	
>>Secondary CCPCH		1				
>>>Common Physical Channel ID	M		9.2.1.13		–	
>>>FDD SCCPCH Offset	M		9.2.2.15	Corresponds to [7]: s-CCPCH,k	–	
>>>DL Scrambling Code	C-PCH		9.2.2.13		–	
>>>FDD DL Channelisation Code Number	M		9.2.2.14		–	
>>>TFCS	M		9.2.1.58	For the DL.	–	
>>>Secondary CCPCH Slot Format	M		9.2.2.43		–	
>>>TFCI Presence	C – SlotFormat		9.2.1.57	Refer to TS [7]	–	
>>>Multiplexing Position	M		9.2.2.23		–	
>>>Power Offset Information		1			–	
>>>>PO1	M		Power Offset 9.2.2.29	Power offset for the TFCI bits	–	
>>>>PO3	M		Power Offset 9.2.2.29	Power offset for the pilot bits	–	
>>>STTD Indicator	M		9.2.2.48		–	
>>>FACH Parameters	C-choiceCh	0..<maxnoofFACHs>			GLOBAL	reject
>>>>Common Transport Channel ID	M		9.2.1.14		–	
>>>>Transport Format Set	M		9.2.1.59	For the DL.	–	
>>>>ToAWS	M		9.2.1.61		–	
>>>>ToAWE	M		9.2.1.60		–	
>>>>Max FACH Power	M		DL Power 9.2.1.21	Maximum allowed power on the FACH.	–	
>>>PCH Parameters	C-choiceCh	0..1			YES	reject
>>>>Common Transport Channel ID	M		9.2.1.14		–	
>>>>Transport Format	M		9.2.1.59	For the DL.	–	

Set						
>>>>ToAWS	M		9.2.1.61		–	
>>>>ToAWE	M		9.2.1.60		–	
>>>>PCH Power	M		DL Power 9.2.1.21		–	
>>>>PICH Parameters		1			–	
>>>>>Common Physical Channel ID	M		9.2.1.13		–	
>>>>>FDD DL Channelisation Code Number	M		9.2.2.14		–	
>>>>>PICH Power	M		9.2.1.49A		–	
>>>>>PICH Mode	M		9.2.2.26	Number of PI per frame	–	
>>>>>STTD Indicator	M		9.2.2.48		–	
>PRACH					–	
>>PRACH		1				
>>>Common Physical Channel ID	M		9.2.1.13		–	
>>>Scrambling Code Number	M		9.2.2.42		–	
>>>TFCS	M		9.2.1.58	For the UL.	–	
>>>Preamble Signatures	M		9.2.2.31		–	
>>>Allowed Slot Format Information		1..<Maximum number of slots per frame>			–	
>>>>RACH Slot Format	M		9.2.2.37		–	
>>>>RACH Sub Channel Numbers	M		9.2.2.38		–	
>>>>Puncture Limit	M		9.2.1.50	For the UL	–	
>>>>Preamble Threshold	M		9.2.2.32		–	
>>>>RACH Parameters		1			YES	Reject
>>>>>Common Transport Channel ID	M		9.2.1.14		–	
>>>>>Transport Format Set	M		9.2.1.59	For the UL.	–	
>>AICH Parameters		1			–	
>>>Common Physical Channel ID	M		9.2.1.13		–	
>>>AICH Transmission Timing	M		9.2.2.1		–	
>>>FDD DL Channelisation Code Number	M		9.2.2.14		–	
>>>AICH Power	M		9.2.2.D		–	
>>>STTD Indicator	M		9.2.2.48		–	
>PCPCHes					–	
>>CPCH Parameters		1			–	
>>>Common Transport Channel ID	M		9.2.1.14		–	
>>>Transport Format Set	M		9.2.1.59	For the UL.	–	
>>>AP Preamble	M		CPCH		–	

Scrambling Code			Scrambling Code Number 9.2.2.4B			
>>>CD Preamble Scrambling Code	M		CPCH Scrambling Code Number 9.2.2.4B		–	
>>>TFCS	M		9.2.1.58	For the UL	–	
>>>CD Signatures	O		Preamble Signatures 9.2.2.31	Note: When not present, all CD signatures are to be used.	–	
>>>CD Sub Channel Numbers	C-CDSig		9.2.2.1C		–	
>>>Puncture Limit	M		9.2.1.50	For the UL	–	
>>>CPCH UL DPCCH Slot Format	M		9.2.2.4C	For UL CPCH message control part	–	
>>>UL SIR	M		UL SIR 9.2.2.58		–	
>>>Initial DL transmission Power	M		DL Power 9.2.1.21		–	
>>>Maximum DL Power	M		DL Power 9.2.1.21		–	
>>>Minimum DL Power	M		DL Power 9.2.1.21		–	
>>>PO2	M		Power Offset 9.2.2.29	Power offset for the TPC bits	–	
>>>PO3	M		Power Offset 9.2.2.29	Power offset for the pilot bits	–	
>>>FDD TPC DL Step Size	M		9.2.2.16		–	
>>>N_Start_Message	M		9.2.2.23C		–	
>>>N_EOT	M		9.2.2.23A		–	
>>>Channel Assignment Indication	M		9.2.2.1D		–	
>>>CPCH Allowed Total Rate	M		9.2.2.4A		–	
>>>PCPCH Channel Information		$1..<maxnoofP_{CPCHs}>$			–	
>>>>Common Physical Channel ID	M		9.2.1.13		–	
>>>>CPCH Scrambling Code Number	M		9.2.2.4B	For UL PCPCH	–	
>>>>DL Scrambling Code	M		9.2.2.13	For DL CPCH message part	–	
>>>>FDD DL Channelisation Code	M		9.2.2.14	For DL CPCH	–	

Number				message part		
>>>>PCP Length	M		9.2.2.24A		–	
>>>> UCSM Information	C-NCA	1			–	
>>>>>Min UL Channelisation Code Length	M		9.2.2.22		–	
>>>>>NF_max	M		9.2.2.23B		–	
>>>>> Channel Request Parameters		0..<maxAPSig Num>			–	
>>>>>>AP Preamble Signature	M		9.2.2.1A		–	
>>>>>>AP Sub Channel Number	O		9.2.2.1B		–	
>>> VCAM Mapping Information	C-CA	1..<maxnoofLen>		Refer to TS [18]	–	
>>>>>Min UL Channelisation Code Length	M		9.2.2.22		–	
>>>>>NF_max	M		9.2.2.23B		–	
>>>>>Max Number of PCPCHes	M		9.2.2.20A		–	
>>>>> SF Request Parameters		1..<maxAPSig Num>			–	
>>>>>>AP Preamble Signature	M		9.2.2.1A		–	
>>>>>>AP Sub Channel Number	O		9.2.2.1B		–	
>>> AP-AICH Parameters		1			–	
>>>>>Common Physical Channel ID	M		9.2.1.13		–	
>>>>>FDD DL Channelisation Code Number	M		9.2.2.14		–	
>>>>>AP-AICH Power	M		AICH Power 9.2.2.D		–	
>>>>>CSICH Power	M		AICH Power 9.2.2.D	For CSICH bits at end of AP-AICH slot	–	
>>>>>STTD Indicator	M		9.2.2.48		–	
>>> CD/CA-ICH Parameters		1			–	
>>>>>Common Physical Channel ID	M		9.2.1.13		–	
>>>>>FDD DL Channelisation Code Number	M		9.2.2.14		–	
>>>>>CD/CA-ICH Power	M		AICH Power 9.2.2.D		–	
>>>>>STTD Indicator	M		9.2.2.48		–	

Condition	Explanation
SlotFormat	This IE is present only if the Secondary CCPCH Slot Format is equal to any of the value 8 to 17
ChoiceCh	One of the channels FACH or PCH or both must be present.
CDSig	The IE may be present if the Available CD Signatures is present.
CA	The IE must be present if the Channel Assignment Indication is set to 'CA Active'.
NCA	The IE must be present if the Channel Assignment Indication is set to 'CA Inactive'.
PCH	This IE is present only if the PCH parameters IE is not present.

Range bound	Explanation
MaxnoofFACHs	Maximum number of FACHs that can be defined on a Secondary CCPCH.
MaxnoofPCPCHs	Maximum number of PCPCHs for a CPCH
MaxnoofLen	Maximum number of Min UL Channelisation Code Length
MaxnoofSlotFormatsPRACH	Maximum number of SF for a PRACH
MaxAPSigNum	Maximum number of AP Signatures.

9.1.3.2 TDD Message

IE/Group Name	Presence	Range	IE type and reference	Semantics description	Criticality	Assigned Criticality
Message Discriminator	M		9.2.1.45		–	
Message Type	M		9.2.1.46		YES	reject
Transaction ID	M		9.2.1.62		–	
C-ID	M		9.2.1.9		YES	reject
Configuration Generation ID	M		9.2.1.16		YES	reject
CHOICE <i>common physical channels to be configured</i>	M				YES	ignore
>Secondary CCPCHs					–	
>>CCTrCH ID	M		9.2.3.3	For DL CCTrCH supporting one or several Secondary CCPCHs	–	
>>TFCS	M		9.2.1.58	For DL CCTrCH supporting one or several Secondary CCPCHs	–	
>>TFCI Coding	M		9.2.3.22		–	
>>Puncture Limit	M		9.2.1.50		–	
>>>Secondary CCPCH		<i>1..<maxnoofSecondary CCPCHs></i>			GLOBAL	reject
>>>Common Physical Channel ID	M		9.2.1.13		–	
>>>TDD Channelisation Code	M		9.2.3.19		–	
>>>Time Slot	M		9.2.3.23		–	
>>>Midamble shift and Burst Type	M		9.2.3.7		–	
>>>TDD Physical Channel Offset	M		9.2.3.20		–	
>>>Repetition Period	M		9.2.3.16		–	
>>>Repetition Length	M		9.2.3.15		–	
>>>SCCPCH Power	M		DL Power 9.2.1.21		–	
>>>FACH	C ChoiceCh	<i>0..<maxnoofFACHs></i>			GLOBAL	reject
>>>Common Transport Channel ID	M		9.2.1.14		–	
>>>CCTrCH ID	M		9.2.3.3		–	
>>>Transport Format Set	M		9.2.1.59	For the DL.	–	
>>>ToAWS	M		9.2.1.61		–	
>>>ToAWE	M		9.2.1.60		–	
>>>PCH	C ChoiceCh	<i>0..1</i>			YES	reject

>>>Common Transport Channel ID	M		9.2.1.14		–	
>>>CCTrCH ID	M		9.2.3.3		–	
>>>Transport Format Set	M		9.2.1.59	For the DL.	–	
>>>ToAWS	M		9.2.1.61		–	
>>>ToAWE	M		9.2.1.60		–	
>>> PICH Parameters		1			YES	reject
>>>>Common Physical Channel ID	M		9.2.1.13		–	
>>>>TDD Channelisation Code	M		9.2.3.19		–	
>>>>Time Slot	M		9.2.3.23		–	
>>>>Midamble shift and Burst Type	M		9.2.3.7		–	
>>>>TDD Physical Channel Offset	M		9.2.3.20		–	
>>>>Repetition period	M		9.2.3.16		–	
>>>>Repetition length	M		9.2.3.15		–	
>>>>Paging Indicator Length	M		9.2.3.8		–	
>>>>PICH Power	M		9.2.1.49A		–	
>PRACH					–	
>>PRACH	M	1			YES	reject
>>>Common Physical Channel ID	M		9.2.1.13		–	
>>>TFCS	M		9.2.1.58		–	
>>>Time Slot	M		9.2.3.23		–	
>>>TDD Channelisation Code	M		9.2.3.19		–	
>>>Max PRACH Midamble Shifts	M		9.2.3.6		–	
>>>PRACH Midamble	M		9.2.3.14		–	
>>> RACH		1			YES	reject
>>>>Common Transport Channel ID	M		9.2.1.14		–	
>>>>Transport Format Set	M		9.2.1.59	For the UL	–	

Condition	Explanation
<i>ChoiceCh</i>	One of the channels FACH or PCH or both must be present.

Range bound	Explanation
<i>MaxnoofSCCPCHs</i>	Maximum number of Secondary CCPCHs per CCTrCH.
<i>MaxnoofCCTrCHs</i>	Maximum number of CCTrCHs that can be defined in a cell.
<i>MaxnoofFACHs</i>	Maximum number of FACHs that can be defined on a Secondary CCPCH.

9.1.4 COMMON TRANSPORT CHANNEL SETUP RESPONSE

IE/Group Name	Presence	Range	IE type and reference	Semantics description	Criticality	Assigned Criticality
Message Discriminator	M		9.2.1.45		–	
Message Type	M		9.2.1.46		YES	reject
Transaction ID	M		9.2.1.62		–	
FACH Parameters info		<i>0..<maxnoofFACHs></i>		The FACH Parameters may be combined with PCH Parameters	GLOBAL	ignore
>FACH Parameters	M		Common Transport Channel Information Response 9.2.1.14A		–	
PCH Parameters	O		Common Transport Channel Information Response 9.2.1.14A	The PCH Parameters may be combined with FACH Parameters	YES	ignore
RACH parameters	O		Common Transport Channel Information Response 9.2.1.14A	The RACH Parameters shall not be combined with FACH Parameters or PCH Parameters	YES	ignore
CPCH parameters	O		Common Transport Channel Information Response 9.2.1.14A	The CPCH Parameters shall not be combined with FACH Parameters or PCH Parameters or RACH Parameters	YES	ignore
Criticality Diagnostics	O		9.2.1.17		YES	ignore

Range bound	Explanation
<i>MaxnoofFACHs</i>	Maximum number of FACHs that can be defined on a Secondary CCPCH[FDD] / a group of Secondary CCPCHs [TDD].

9.1.5 COMMON TRANSPORT CHANNEL SETUP FAILURE

IE/Group Name	Presence	Range	IE type and reference	Semantics description	Criticality	Assigned Criticality
Message Discriminator	M		9.2.1.45		–	–
Message Type	M		9.2.1.46		YES	reject
Transaction ID	M		9.2.1.62		–	–
Cause	M		9.2.1.6		YES	ignore
Criticality Diagnostics	O		9.2.1.17		YES	ignore

9.1.6 COMMON TRANSPORT CHANNEL RECONFIGURATION REQUEST

9.1.6.1 FDD Message

IE/Group Name	Presence	Range	IE type and reference	Semantics description	Criticality	Assigned Criticality
Message Discriminator	M		9.2.1.45		–	
Message Type	M		9.2.1.46		YES	reject
Transaction ID	M		9.2.1.62		–	
C-ID	M		9.2.1.9		YES	reject
Configuration Generation ID	M		9.2.1.16		YES	reject
CHOICE <i>common physical channel to be reconfigured</i>	M				YES	reject
>Secondary CCPCCH					–	
>>FACH parameters		0..<maxFACHCell>			GLOBAL	reject
>>>Common Transport Channel ID	M		9.2.1.14		–	
>>>Max FACH Power	O		DL Power 9.2.1.21	Maximum allowed power on the FACH.	–	
>>>ToAWS	O		9.2.1.61		–	
>>>ToAWE	O		9.2.1.60		–	
>>PCH Parameters		0..1			YES	reject
>>>Common Transport Channel ID	M		9.2.1.14		–	
>>>PCH Power	O		DL Power 9.2.1.21	Power to be used on the PCH.	–	
>>>ToAWS	O		9.2.1.61		–	
>>>ToAWE	O		9.2.1.60		–	
>>PICH Parameters		0..1			YES	reject
>>>Common Physical Channel ID	M		9.2.1.13		–	
>>>PICH Power	O		9.2.1.49A		–	
>PRACH					–	
>>PRACH Parameters		0..<MaxPRACHCell>			GLOBAL	reject
>>>Common Physical Channel ID	M		9.2.1.13		–	
>>>Preamble Signatures	O		9.2.2.31		–	
>>>Allowed Slot Format Information		0..<Maxno ofSlotFormatsPRACH>			–	
>>>>RACH Slot Format	M		9.2.2.37		–	
>>>>RACH Sub Channel Numbers	O		9.2.2.38		–	
>>AICH Parameters		0..<MaxPRACHCell>			GLOBAL	reject
>>>Common Physical Channel ID	M		9.2.1.13		–	

>>>AICH Power	O		9.2.2.D		–	
>CPCH					–	
>>CPCH Parameters		0..<maxno ofCPCHs>			GLOBAL	reject
>>>Common Transport Channel ID	M		9.2.1.14		–	
>>>UL SIR	O		9.2.2.58		–	
>>>Initial DL transmission Power	O		DL Power 9.2.1.21		–	
>>>Maximum DL Power	O		DL Power 9.2.1.21		–	
>>>Minimum DL Power	O		DL Power 9.2.1.21		–	
>>AP-AICH Parameters		0..<maxno ofCPCHs>			GLOBAL	reject
>>>Common Physical Channel ID	M		9.2.1.13		–	
>>>AP-AICH Power	O		AICH Power 9.2.2.D		–	
>>>CSICH Power	O		AICH Power 9.2.2.D	For CSICH bits at end of AP-AICH slot	–	
>>CD/CA-ICH Parameters		0..<maxno ofCPCHs>			GLOBAL	reject
>>>Common Physical Channel ID	M		9.2.1.13		–	
>>>CD/CA-ICH Power	O		AICH Power 9.2.2.D		–	

Range bound	Explanation
MaxFACHCell	Maximum number of FACHs that can be defined in a Cell
MaxnoofCPCHs	Maximum number of CPCHs that can be defined in a Cell
MaxPRACHCell	Maximum number of PRACHs and AICHs that can be defined in a Cell
MaxnoofSlotFormatsPRACH	Maximum number of SF for a PRACH

9.1.6.2 TDD Message

IE/Group Name	Presence	Range	IE type and reference	Semantics description	Criticality	Assigned Criticality
Message Discriminator	M		9.2.1.45		–	
Message Type	M		9.2.1.46		YES	reject
Transaction ID	M		9.2.1.62		–	
C-ID	M		9.2.1.9		YES	reject
Configuration Generation ID	M		9.2.1.16		YES	reject
Secondary CCPCH parameters		0 .. 1			YES	reject

>CCTrCH ID	M		9.2.3.3	For DL CCTrCH supporting one or several Secondary CCPCHs	–	
>Secondary CCPCHs to be configured		0..<MaxnoofS CCPCHs>			GLOBAL	reject
>>Common Physical Channel ID	M		9.2.1.13		–	
>>SCCPCH Power	O		DL power 9.2.1.21		–	
PICH Parameters		0 .. 1			YES	reject
>Common Physical Channel ID	M		9.2.1.13		–	
>PICH Power	O		9.2.1.49A		–	
FACH parameters		0..<Maxno ofFACHs>			GLOBAL	reject
>Common Transport Channel ID	M		9.2.1.14		–	
>ToAWS	O		9.2.1.61		–	
>ToAWE	O		9.2.1.60			
PCH parameters		0 .. 1			YES	reject
>Common Transport Channel ID	M		9.2.1.14		–	
>ToAWS	O		9.2.1.61		–	
>ToAWE	O		9.2.1.60		–	

Range bound	Explanation
MaxnoofSCCPCHs	Maximum number of SCCPCH that can be repeated in a Cell
MaxnoofFACH	Maximum number of FACHs that can be repeated in a Cell

9.1.7 COMMON TRANSPORT CHANNEL RECONFIGURATION RESPONSE

IE/Group Name	Presence	Range	IE type and reference	Semantics description	Criticality	Assigned Criticality
Message Discriminator	M		9.2.1.45		–	
Message Type	M		9.2.1.46		YES	reject
Transaction ID	M		9.2.1.62		–	
Criticality Diagnostics	O		9.2.1.17		YES	ignore

9.1.8 COMMON TRANSPORT CHANNEL RECONFIGURATION FAILURE

IE/Group Name	Presence	Range	IE type and reference	Semantics description	Criticality	Assigned Criticality
Message Discriminator	M		9.2.1.45		–	
Message Type	M		9.2.1.46		YES	reject
Transaction ID	M		9.2.1.62		–	
Cause	M		9.2.1.6		YES	ignore
Criticality Diagnostics	O		9.2.1.17		YES	ignore

9.1.9 COMMON TRANSPORT CHANNEL DELETION REQUEST

IE/Group Name	Presence	Range	IE type and reference	Semantics description	Criticality	Assigned Criticality
Message Discriminator	M		9.2.1.45		–	
Message Type	M		9.2.1.46		YES	reject
Transaction ID	M		9.2.1.62		–	
C-ID	M		9.2.1.9		YES	reject
Common Physical Channel ID	M		9.2.1.13	Indicates the Common Physical Channel for which the Common Transport Channels (together with the Common Physical Channel) shall be deleted.	YES	reject
Configuration Generation ID	M		9.2.1.16		YES	reject

9.1.10 COMMON TRANSPORT CHANNEL DELETION RESPONSE

IE/Group Name	Presence	Range	IE type and reference	Semantics description	Criticality	Assigned Criticality
Message Discriminator	M		9.2.1.45		–	
Message Type	M		9.2.1.46		YES	reject
Transaction ID	M		9.2.1.62		–	
Criticality Diagnostics	O		9.2.1.17		YES	ignore

9.1.11 BLOCK RESOURCE REQUEST

IE/Group Name	Presence	Range	IE type and reference	Semantics description	Criticality	Assigned Criticality
Message Discriminator	M		9.2.1.45		–	
Message Type	M		9.2.1.46		YES	reject
Transaction ID	M		9.2.1.62		–	
C-ID	M		9.2.1.9		YES	reject
Blocking Priority Indicator	M		9.2.1.5		YES	reject
Shutdown Timer	C- <i>BlockNormal</i>		9.2.1.56		YES	reject

Condition	Explanation
BlockNormal	The information element is present when the Blocking Priority Indicator IE indicates 'Normal Priority'.

9.1.12 BLOCK RESOURCE RESPONSE

IE/Group Name	Presence	Range	IE type and reference	Semantics description	Criticality	Assigned Criticality
Message Discriminator	M		9.2.1.45		–	
Message Type	M		9.2.1.46		YES	reject
Transaction ID	M		9.2.1.62		–	
Criticality Diagnostics	O		9.2.1.17		YES	ignore

9.1.13 BLOCK RESOURCE FAILURE

IE/Group Name	Presence	Range	IE type and reference	Semantics description	Criticality	Assigned Criticality
Message Discriminator	M		9.2.1.45		–	
Message Type	M		9.2.1.46		YES	reject
Transaction ID	M		9.2.1.62		–	
Cause	M		9.2.1.6		YES	ignore
Criticality Diagnostics	O		9.2.1.17		YES	ignore

9.1.14 UNBLOCK RESOURCE INDICATION

IE/Group Name	Presence	Range	IE type and reference	Semantics description	Criticality	Assigned Criticality
Message Discriminator	M		9.2.1.45		–	
Message Type	M		9.2.1.46		YES	ignore
Transaction ID	M		9.2.1.62		–	
C-ID	M		9.2.1.9		YES	ignore

9.1.15 AUDIT REQUIRED INDICATION

IE/Group Name	Presence	Range	IE type and reference	Semantics description	Criticality	Assigned Criticality
Message Discriminator	M		9.2.1.45		–	
Message Type	M		9.2.1.46		YES	ignore
Transaction ID	M		9.2.1.62		–	

9.1.16 AUDIT REQUEST

IE/Group Name	Presence	Range	IE type and reference	Semantics description	Criticality	Assigned Criticality
Message Discriminator	M		9.2.1.45		–	
Message Type	M		9.2.1.46		YES	reject
Transaction ID	M		9.2.1.62		–	
Start Of Audit Sequence Indicator	M		9.2.1.56B		YES	reject

9.1.17 AUDIT RESPONSE

IE/Group Name	Presence	Range	IE type and reference	Semantics description	Criticality	Assigned Criticality
Message Discriminator	M		9.2.1.45		–	
Message Type	M		9.2.1.46		YES	reject
Transaction ID	M		9.2.1.62		–	
End Of Audit Sequence Indicator	M		9.2.1.29A		YES	ignore
Cell Information		0.. <maxCellin NodeB >			EACH	ignore
>C-ID	M		9.2.1.9		–	
>Configuration Generation ID	M		9.2.1.16		–	
>Resource Operational State	M		9.2.1.52		–	
>Availability Status	M		9.2.1.2		–	
>Local Cell ID	M		9.2.1.38	The local cell that the cell is configured on	–	
>Primary SCH Information	O		Common Physical Channel Status Information 9.2.1.13A		YES	ignore
>Secondary SCH Information	O		Common Physical Channel Status Information 9.2.1.13A		YES	ignore
>Primary CPICH Information	O		Common Physical Channel Status Information 9.2.1.13A		YES	ignore
>Secondary CPICH Information		0..<maxSC PICHCell>			EACH	ignore
>>Secondary CPICH Individual Information	M		Common Physical Channel Status Information 9.2.1.13A		–	
>Primary CCPCH Information	O		Common Physical Channel Status Information 9.2.1.13A		YES	ignore
>BCH Information	O		Common Transport Channel Status Information 9.2.1.13A		YES	ignore

>Secondary CCPCH Information		<i>0..<maxSC CPCHCell ></i>			EACH	ignore
>>Secondary CCPCH Individual Information	M		Common Physical Channel Status Information 9.2.1.13A		–	
>PCH Information	O		Common Transport Channel Status Information 9.2.1.14B		YES	ignore
>PICH Information	O		Common Physical Channel Status Information 9.2.1.13A		YES	ignore
>FACH Information		<i>0..<maxFA CHCell></i>			EACH	ignore
>>FACH Individual Information	M		Common Transport Channel Status Information 9.2.1.14B		–	
>PRACH Information		<i>0..<maxPR ACHCell></i>			EACH	ignore
>>PRACH Individual Information	M		Common Physical Channel Status Information 9.2.1.13A		–	
>RACH Information		<i>0..<maxRA CHCell></i>			EACH	ignore
>>RACH Individual Information	M		Common Transport Channel Status Information 9.2.1.14B		–	
>AICH Information		<i>0..<maxPR ACHCell></i>			EACH	ignore
>>AICH Individual Information	M		Common Physical Channel Status Information 9.2.1.13A		–	
>PCPCH Information		<i>0..<maxPC PCHCell></i>			EACH	ignore
>>PCPCH Individual Information	M		Common Physical Channel Status Information		–	

			9.2.1.13A			
>CPCH Information		<i>0..<maxCP CHCell></i>			EACH	ignore
>>CPCH Individual Information	M		Common Transport Channel Status Information 9.2.1.14B		–	
>AP-AICH Information		<i>0..<maxCP CHCell></i>			EACH	ignore
>>AP-AICH Individual Information	M		Common Physical Channel Status Information 9.2.1.13A		–	
>CD/CA-ICH Information		<i>0..<maxCP CHCell></i>			EACH	ignore
>>CD/CA-ICH Individual Information	M		Common Physical Channel Status Information 9.2.1.13A		–	
>SCH Information	O		Common Physical Channel Status Information 9.2.1.13A	TDD Sync Channel	YES	ignore
Communication Control Port Information		<i>0.. <maxCCPi nNodeB></i>			EACH	ignore
>Communication Control Port ID	M		9.2.1.15		–	
>Resource Operational State	M		9.2.1.52		–	
>Availability Status	M		9.2.1.2		–	
Local Cell Information		<i>0.. <maxLocal CellinNode B></i>			EACH	ignore
>Local Cell ID	M		9.2.1.38		–	
>DL or Global Capacity Credit	M		9.2.1.20B		–	
>UL Capacity Credit	O		9.2.1.65A		–	
>Common Channels Capacity Consumption Law	M		9.2.1.9A		–	
>Dedicated Channels Capacity Consumption Law	M		9.2.1.20A		–	
>Maximum DL Power Capability	O		9.2.1.39		–	
>Minimum Spreading Factor	O		9.2.1.47		–	
>Minimum DL Power Capability	O		9.2.1.46A		–	

>Local Cell Group ID	O		9.2.1.37A		–	
Local Cell Group Information		<i>0.. <maxLocal CellinNode B></i>			EACH	ignore
>Local Cell Group ID	M		9.2.1.37A		–	
>DL or Global Capacity Credit	M		9.2.1.20B		–	
>UL Capacity Credit	O		9.2.1.65A		–	
>Common Channels Capacity Consumption Law	M		9.2.1.9A		–	
>Dedicated Channels Capacity Consumption Law	M		9.2.1.20A		–	
Criticality Diagnostics	O		9.2.1.17		YES	ignore

Range bound	Explanation
MaxCellinNodeB	Maximum number of Cell that can be configured in Node B
MaxCCPinNodeB	Maximum number of communication control ports that can exist in the Node B
MaxCPCHCell	Maximum number of CPCHes that can be defined in a Cell
MaxLocalCellinNodeB	Maximum number of Local Cells that can exist in the Node B
MaxPCPCHCell	Maximum number of PCPCHes that can be defined in a Cell
MaxSCPICHCell	Maximum number of Secondary CPICH that can be defined in a Cell.
MaxSCCPCHCell	Maximum number of Secondary CCPCH that can be defined in a Cell.
MaxFACHCell	Maximum number of FACHes that can be defined in a Cell
MaxPRACHCell	Maximum number of PRACHes that can be defined in a Cell
MaxRACHCell	Maximum number of RACHes that can be defined in a Cell

9.1.17A AUDIT FAILURE

IE/Group Name	Presence	Range	IE type and reference	Semantics description	Criticality	Assigned Criticality
Message discriminator	M		9.2.1.45		–	
Message Type	M		9.2.1.46		YES	reject
Transaction ID	M		9.2.1.62		–	
Cause	M		9.2.1.6		YES	ignore
Criticality diagnostics	O		9.2.1.17		YES	ignore

9.1.18 COMMON MEASUREMENT INITIATION REQUEST

IE/Group Name	Presence	Range	IE Type and Reference	Semantics Description	Criticality	Assigned Criticality
Message Discriminator	M		9.2.1.45		–	
Message Type	M		9.2.1.46		YES	reject
Transaction ID	M		9.2.1.62		–	
Measurement ID	M		9.2.1.42		YES	reject
Common Measurement Object Type	M		9.2.1.10		YES	reject
CHOICE Common Measurement Object Type	M				YES	reject
>Cell					–	
>>C-ID	M		9.2.1.9		–	
>>Time Slot	O		9.2.3.23	TDD only	–	
>RACH				FDD only	–	
>>C-ID	M		9.2.1.9		–	
>>Common Transport Channel ID	M		9.2.1.14		–	
>CPCH				FDD only	–	
>>C-ID	M		9.2.1.9		–	
>>Common Transport Channel ID	M		9.2.1.14		–	
>>Spreading Factor	O		Minimum UL Channelisation Code Length 9.2.2.22		–	
Common Measurement Type	M		9.2.1.11		YES	reject
Measurement Filter Coefficient	O		9.2.1.41		YES	reject
Report Characteristics	M		9.2.1.51		YES	reject
SFN reporting indicator	M		FN reporting indicator 9.2.1.29B		YES	reject
SFN	O		9.2.1.53A		YES	reject

9.1.19 COMMON MEASUREMENT INITIATION RESPONSE

IE/Group Name	Presence	Range	IE Type and Reference	Semantics Description	Criticality	Assigned Criticality
Message Discriminator	M		9.2.1.45		–	
Message Type	M		9.2.1.46		YES	reject
Transaction ID	M		9.2.1.62		–	
Measurement ID	M		9.2.1.42		YES	ignore
CHOICE Common Measurement Object Type	O			Common Measurement Object Type that the measurement was initiated with.	YES	ignore
>Cell					YES	
>>Common Measurement value	M		9.2.1.12		–	
>RACH				FDD only	–	
>>Common Measurement Value	M		9.2.1.12		–	
>CPCH				FDD only	–	
>>Common Measurement Value	M		9.2.1.12		–	
SFN	O		9.2.1.53A	Common Measurement Time Reference	YES	ignore
Criticality Diagnostics	O		9.2.1.17		YES	ignore

9.1.20 COMMON MEASUREMENT INITIATION FAILURE

IE/Group Name	Presence	Range	IE Type and Reference	Semantics Description	Criticality	Assigned Criticality
Message Discriminator	M		9.2.1.45		–	
Message Type	M		9.2.1.46		YES	reject
Transaction ID	M		9.2.1.62		–	
Measurement ID	M		9.2.1.42		YES	Ignore
Cause	M		9.2.1.6		YES	Ignore
Criticality Diagnostics	O		9.2.1.17		YES	Ignore

9.1.21 COMMON MEASUREMENT REPORT

IE/Group Name	Presence	Range	IE Type and Reference	Semantics Description	Criticality	Assigned Criticality
Message Discriminator	M		9.2.1.45		–	
Message Type	M		9.2.1.46		YES	ignore
Transaction ID	M		9.2.1.62		–	
Measurement ID	M		9.2.1.42		YES	ignore
CHOICE Common Measurement Object Type	M			Common Measurement Object Type that the measurement was initiated with.	YES	ignore
>Cell					–	
>>Common Measurement Value Information	M		9.2.1.12A		–	
>RACH				FDD only	–	
>>Common Measurement Value Information	M		9.2.1.12A		–	
>CPCH				FDD only	–	
>>Common Measurement Value Information	M		9.2.1.12A			
SFN	O		9.2.1.53A	Common Measurement Time Reference	YES	ignore

9.1.22 COMMON MEASUREMENT TERMINATION REQUEST

IE/Group Name	Presence	Range	IE Type and Reference	Semantics Description	Criticality	Assigned Criticality
Message Discriminator	M		9.2.1.45		–	
Message Type	M		9.2.1.46		YES	ignore
Transaction ID	M		9.2.1.62		–	
Measurement ID	M		9.2.1.42		YES	ignore

9.1.23 COMMON MEASUREMENT FAILURE INDICATION

IE/Group Name	Presence	Range	IE Type and Reference	Semantics Description	Criticality	Assigned Criticality
Message Discriminator	M		9.2.1.45		–	
Message Type	M		9.2.1.46		YES	ignore
Transaction ID	M		9.2.1.62		–	
Measurement ID	M		9.2.1.42		YES	ignore
Cause	M		9.2.1.6		YES	ignore

9.1.24 CELL SETUP REQUEST

9.1.24.1 FDD Message

IE/Group Name	Presence	Range	IE type and Reference	Semantics description	Criticality	Assigned Criticality
Message Discriminator	M		9.2.1.45		–	
Message Type	M		9.2.1.46		YES	reject
Transaction ID	M		9.2.1.62		–	
Local Cell ID	M		9.2.1.38		YES	reject
C-ID	M		9.2.1.9		YES	reject
Configuration Generation ID	M		9.2.1.16		YES	reject
T Cell	M		9.2.2.49		YES	reject
UARFCN	M		9.2.1.65	Corresponds to Nu [14]	YES	reject
UARFCN	M		9.2.1.65	Corresponds to Nd [14]	YES	reject

Maximum Transmission Power	M		9.2.1.40		YES	reject
Closed Loop Timing Adjustment Mode	O		9.2.2.2A		YES	reject
Primary Scrambling Code	M		9.2.2.34		YES	reject
Synchronisation Configuration		1			YES	reject
>N_INSYNC_IND	M		9.2.1.47A		–	
>N_OUTSYNC_IND	M		9.2.1.47B		–	
>T_RLFAILURE	M		9.2.1.56A		–	
DL TPC pattern 01 count	M		9.2.2.13A		YES	reject
Primary SCH Information		1			YES	reject
>Common Physical Channel ID	M		9.2.1.13		–	
>Primary SCH Power	M		DL Power 9.2.1.21		–	
>TSTD Indicator	M		9.2.1.64		–	
Secondary SCH Information		1			YES	reject
>Common Physical Channel ID	M		9.2.1.13		–	
>Secondary SCH power	M		DL Power 9.2.1.21		–	
>TSTD Indicator	M		9.2.1.64		–	
Primary CPICH Information		1			YES	reject
>Common Physical Channel ID	M		9.2.1.13		–	
>Primary CPICH power	M		9.2.2.33		–	
>Transmit Diversity Indicator	M		9.2.2.53		–	
Secondary CPICH Information		0..<maxSC PICHCell>			EACH	reject
>Common Physical Channel ID	M		9.2.1.13		–	
>DL Scrambling code	M		9.2.2.13		–	
>FDD DL Channelisation Code Number	M		9.2.2.14		–	
>Secondary CPICH Power	M		DL Power 9.2.1.21		–	
>Transmit Diversity Indicator	M		9.2.2.53		–	
Primary CCPCH Information		1			YES	reject
>Common Physical Channel ID	M		9.2.1.13		–	
>BCH Information		1			–	
>>Common Transport Channel ID	M		9.2.1.14		–	
>>BCH Power	M		DL Power 9.2.1.21		–	
>STTD Indicator	M		9.2.2.48		–	
Limited power increase information		1			YES	reject
>Power_Raise_Limit	M		9.2.2.29A		–	
>DL_power_averaging_window_size	M		9.2.2.12A		–	

Range bound	Explanation
MaxSCPICHCell	Maximum number of Secondary CPICH that can be defined in a Cell.

9.1.24.2 TDD Message

IE/Group Name	Presence	Range	IE type and reference	Semantics description	Criticality	Assigned Criticality
Message Discriminator	M		9.2.1.45		–	
Message Type	M		9.2.1.46		YES	reject
Transaction ID	M		9.2.1.62		–	
Local Cell ID	M		9.2.1.38		YES	reject
C-ID	M		9.2.1.9		YES	reject
Configuration Generation Id	M		9.2.1.16		YES	reject
UARFCN	M		9.2.1.65	Corresponds to Nt [15]	YES	reject
Cell Parameter ID	M		9.2.3.4		YES	reject
Maximum Transmission Power	M		9.2.1.40		YES	reject
Transmission Diversity Applied	M		9.2.3.26	On DCHs	YES	reject
Sync Case	M		9.2.3.18		YES	reject
Synchronisation Configuration		1			YES	reject
>N_INSYNC_IND	M		9.2.1.47A		–	
>N_OUTSYNC_IND	M		9.2.1.47B		–	
>T_RLFAILURE	M		9.2.1.56A		–	
DPCH Constant Value	M		Constant Value		YES	reject
PUSCH Constant Value	M		Constant Value		YES	reject
PRACH Constant Value	M		Constant Value		YES	reject
Timing Advance Applied	M		9.2.3.22A		YES	reject
SCH Information		1			YES	reject
>Common Physical Channel ID	M		9.2.1.13		–	
>CHOICE Sync Case	M				YES	reject
>>Case 1					–	
>>>Time Slot	M		9.2.3.23		–	
>>Case 2					–	
>>>SCH Time Slot	M		9.2.3.17		–	
>SCH Power	M		DL Power 9.2.1.21		–	
>TSTD Indicator	M		9.2.1.64		–	
PCCPCH Information		1			YES	reject
>Common Physical Channel ID	M		9.2.1.13		–	
>TDD Physical Channel Offset	M		9.2.3.20		–	
>Repetition Period	M		9.2.3.16		–	
>Repetition Length	M		9.2.3.15		–	
>PCCPCH Power	M		9.2.3.9		–	
>Block STTD Indicator	M		9.2.3.1		–	
Time Slot Configuration		1 .. 15			GLOBAL	reject
>Time Slot	M		9.2.3.23		–	
>Time Slot Status	M		9.2.3.25		–	
>Time Slot Direction	M		9.2.3.24		–	

9.1.25 CELL SETUP RESPONSE

IE/Group Name	Presence	Range	IE type and reference	Semantics description	Criticality	Assigned Criticality
Message Discriminator	M		9.2.1.45		–	
Message Type	M		9.2.1.46		YES	reject
Transaction ID	M		9.2.1.62		–	
Criticality Diagnostics	O		9.2.1.17		YES	ignore

9.1.26 CELL SETUP FAILURE

IE/Group Name	Presence	Range	IE type and reference	Semantics description	Criticality	Assigned Criticality
Message Discriminator	M		9.2.1.45		–	
Message Type	M		9.2.1.46		YES	reject
Transaction ID	M		9.2.1.62		–	
Cause	M		9.2.1.6		YES	ignore
Criticality Diagnostics	O		9.2.1.17		YES	ignore

9.1.27 CELL RECONFIGURATION REQUEST

9.1.27.1 FDD Message

IE/Group Name	Presence	Range	IE type and reference	Semantics description	Criticality	Assigned Criticality
Message Discriminator	M		9.2.1.45		–	
Message Type	M		9.2.1.46		YES	reject
Transaction ID	M		9.2.1.62		–	
C-ID	M		9.2.1.9		YES	reject
Configuration Generation ID	M		9.2.1.16		YES	reject
Maximum Transmission Power	O		9.2.1.40		YES	reject
Synchronisation Configuration		0,1			YES	reject
>N_INSYNC_IND	M		9.2.1.47A		–	
>N_OUTSYNC_IND	M		9.2.1.47B		–	
>T_RLFAILURE	M		9.2.1.56A		–	
Primary SCH Information		0,1			YES	reject
>Common Physical Channel ID	M		9.2.1.13		–	
>Primary SCH power	M		DL Power 9.2.1.21		–	
Secondary SCH Information		0,1			YES	reject
>Common Physical Channel ID	M		9.2.1.13		–	
>Secondary SCH power	M		DL Power 9.2.1.21		–	
Primary CPICH Information		0,1			YES	reject
>Common Physical Channel ID	M		9.2.1.13		–	
>Primary CPICH power	M		9.2.2.33		–	
Secondary CPICH Information		0..<maxSC PICHCell>			YES	reject
>Common Physical Channel ID	M		9.2.1.13		–	
>Secondary CPICH Power	M		DL Power 9.2.1.21		–	
Primary CCPCH Information		0,1			YES	reject
> BCH Information		1			–	
>>Common Transport Channel ID	M		9.2.1.14		–	
>>BCH Power	M		DL Power 9.2.1.21		–	

Range bound	Explanation
MaxSCPICHCell	Maximum number of Secondary CPICH that can be defined in a Cell.

9.1.27.2 TDD Message

IE/Group Name	Presence	Range	IE type and reference	Semantics description	Criticality	Assigned Criticality
Message Discriminator	M		9.2.1.45		–	
Message Type	M		9.2.1.46		YES	reject
Transaction ID	M		9.2.1.62		–	
C-ID	M		9.2.1.9		YES	reject
Configuration Generation ID	M		9.2.1.16		YES	reject
Synchronisation Configuration		0,1			YES	reject
>N_INSYNC_IND	M		9.2.1.47A		–	
>N_OUTSYNC_IND	M		9.2.1.47B		–	
>T_RLFAILURE	M		9.2.1.56A		–	
Timing Advance Applied	O		9.2.3.22A		YES	reject
SCH Information		0,1			YES	reject
>Common Physical Channel ID	M		9.2.1.13		–	
>SCH Power	M		DL Power 9.2.1.21		–	
PCCPCH Information		0,1			YES	reject
>Common Physical Channel ID	M		9.2.1.13		–	
>PCCPCH Power	M		9.2.3.9		–	
Maximum Transmission Power	O		9.2.1.40		YES	reject
DPCH Constant Value	O		Constant Value		YES	reject
PUSCH Constant Value	O		Constant Value		YES	reject
PRACH Constant Value	O		Constant Value		YES	reject
Time Slot Configuration		1..15			GLOBAL	reject
>Time Slot	M		9.2.3.23		–	
>Time Slot Status	M		9.2.3.25		–	
>Time Slot Direction	M		9.2.3.24		–	

9.1.28 CELL RECONFIGURATION RESPONSE

IE/Group Name	Presence	Range	IE type and reference	Semantics description	Criticality	Assigned Criticality
Message Discriminator	M		9.2.1.45		–	
Message Type	M		9.2.1.46		YES	reject
Transaction ID	M		9.2.1.62		–	
Criticality Diagnostics	O		9.2.1.17		YES	ignore

9.1.29 CELL RECONFIGURATION FAILURE

IE/Group Name	Presence	Range	IE type and reference	Semantics description	Criticality	Assigned Criticality
Message Discriminator	M		9.2.1.45		–	
Message Type	M		9.2.1.46		YES	reject
Transaction ID	M		9.2.1.62		–	
Cause	M		9.2.1.6		YES	ignore
Criticality Diagnostics	O		9.2.1.17		YES	ignore

9.1.30 CELL DELETION REQUEST

IE/Group Name	Presence	Range	IE type and reference	Semantics description	Criticality	Assigned Criticality
Message Discriminator	M		9.2.1.45		–	
Message Type	M		9.2.1.46		YES	reject
Transaction ID	M		9.2.1.62		–	
C-ID	M		9.2.1.9		YES	reject

9.1.31 CELL DELETION RESPONSE

IE/Group Name	Presence	Range	IE type and reference	Semantics description	Criticality	Assigned Criticality
Message Discriminator	M		9.2.1.45		–	
Message Type	M		9.2.1.46		YES	reject
Transaction ID	M		9.2.1.62		–	
Criticality Diagnostics	O		9.2.1.17		YES	ignore

9.1.32 RESOURCE STATUS INDICATION

IE/Group Name	Presence	Range	IE type and reference	Semantics description	Criticality	Assigned Criticality
Message Discriminator	M		9.2.1.45		–	
Message Type	M		9.2.1.46		YES	ignore
Transaction ID	M		9.2.1.62		–	
Indication Type	M		9.2.1.36		YES	ignore
CHOICE <i>Indication Type</i>	M				YES	ignore
> <i>No Failure</i>					–	
>>Local Cell Information		1.. <max LocalCellin NodeB >			EACH	ignore
>>>Local Cell ID	M		9.2.1.38		–	
>>>Add/Delete Indicator	M		9.2.1.1		–	
>>>DL or Global Capacity Credit	C-add		9.2.1.20B		–	
>>>UL Capacity Credit	O		9.2.1.65A		–	
>>>Common Channels Capacity Consumption Law	C-add		9.2.1.9A		–	
>>>Dedicated Channels Capacity Consumption Law	C-add		9.2.1.20A		–	
>>>Maximum DL Power Capability	C-add		9.2.1.39		–	
>>>Minimum Spreading Factor	C-add		9.2.1.47		–	
>>>Minimum DL Power Capability	C-add		9.2.1.46A		–	
>>>Local Cell Group ID	O		9.2.1.37A		–	
>>Local Cell Group Information		0.. <maxLocal CellinNode B>			EACH	ignore
>>>Local Cell Group ID	M		9.2.1.37A		–	
>>>DL or Global Capacity Credit	M		9.2.1.20B		–	
>>>UL Capacity Credit	O		9.2.1.65A		–	
>>>Common Channels Capacity Consumption Law	M		9.2.1.9A		–	
>>>Dedicated Channels Capacity Consumption Law	M		9.2.1.20A		–	
> <i>Service Impacting</i>					–	
>>Local Cell Information		0.. <maxLocal CellinNode B>			EACH	ignore
>>>Local Cell ID	M		9.2.1.38		–	
>>>DL or Global Capacity Credit	O		9.2.1.20B		–	
>>>UL Capacity Credit	O		9.2.1.65A		–	
>>>Common Channels Capacity Consumption	O		9.2.2.3		–	

Law						
>>>Dedicated Channels Capacity Consumption Law	O		9.2.2.6		–	
>>>Maximum DL Power Capability	O		9.2.1.39		–	
>>>Minimum Spreading Factor	O		9.2.1.47		–	
>>>Minimum DL Power Capability	O		9.2.1.46A		–	
>>Local Cell Group Information		<i>0.. <maxLocal CellinNodeB></i>			EACH	ignore
>>>Local Cell Group ID	M		9.2.1.37A		–	
>>>DL or Global Capacity Credit	O		9.2.2.12		–	
>>>UL Capacity Credit	O		9.2.2.60		–	
>>>Common Channels Capacity Consumption Law	O		9.2.2.3		–	
>>>Dedicated Channels Capacity Consumption Law	O		9.2.2.6		–	
>>Communication Control Port Information		<i>0.. <maxCCPi nNodeB></i>			EACH	ignore
>>>Communication Control Port ID	M		9.2.1.15		–	
>>>Resource Operational State	M		9.2.1.52		–	
>>>Availability Status	M		9.2.1.2		–	
>>Cell Information		<i>0.. <maxCellin NodeB></i>			EACH	ignore
>>>C-ID	M		9.2.1.9		–	
>>>Resource Operational State	O		9.2.1.52		–	
>>>Availability Status	O		9.2.1.2		–	
>>>Primary SCH Information	O		Common Physical Channel Status Information 9.2.1.13A		YES	ignore
>>>Secondary SCH Information	O		Common Physical Channel Status Information 9.2.1.13A		YES	ignore
>>>Primary CPICH Information	O		Common Physical Channel Status Information 9.2.1.13A		YES	ignore
>>>Secondary CPICH Information		<i>0..<maxSC PICHCell></i>			EACH	ignore
>>>>Secondary	M		Common		–	

CPICH Individual Information			Physical Channel Status Information 9.2.1.13A			
>>>Primary CCPCH Information	O		Common Physical Channel Status Information 9.2.1.13A		YES	ignore
>>>BCH Information	O		Common Transport Channel Status Information 9.2.1.14B		YES	ignore
>>>Secondary CCPCH Information		$0..<maxSC\ CPCHCell>$			EACH	ignore
>>>>Secondary CCPCH Individual Information	M		Common Physical Channel Status Information 9.2.1.13A		–	
>>>PCH Information	O		Common Transport Channel Status Information 9.2.1.14B		YES	ignore
>>>PICH Information	O		Common Physical Channel Status Information 9.2.1.13A		YES	ignore
>>>FACH Information		$0..<maxFACHCell>$			EACH	ignore
>>>>FACH Individual Information	M		Common Transport Channel Status Information 9.2.1.14B		–	
>>>PRACH Information		$0..<maxPRACHCell>$			EACH	ignore
>>>>PRACH Individual Information	M		Common Physical Channel Status Information 9.2.1.13A		–	
>>>RACH Information		$0..<maxPRACHCell>$			EACH	ignore
>>>>RACH Individual Information	M		Common Transport Channel Status Information 9.2.1.14B		–	
>>>AICH Information		$0..<maxPRACHCell>$			EACH	ignore

>>>>AICH Individual Information	M		Common Physical Channel Status Information 9.2.1.13A		–	
>>>PCPCH Information		0..<maxPC PCHCell>			EACH	ignore
>>>>PCPCH Individual Information	M		Common Physical Channel Status Information 9.2.1.13A		–	
>>>CPCH Information		0..<maxCPC HCell>			EACH	ignore
>>>>CPCH Individual Information	M		Common Transport Channel Status Information 9.2.1.14B		–	
>>>AP-AICH Information		0..<maxCPC HCell>			EACH	ignore
>>>>AP-AICH Individual Information	M		Common Physical Channel Status Information 9.2.1.13A		–	
>>>CD/CA-ICH Information		0..<maxCPC HCell>			EACH	ignore
>>>>CD/CA-ICH Individual Information	M		Common Physical Channel Status Information 9.2.1.13A		–	
>>>SCH Information	O		Common Physical Channel Status Information 9.2.1.13A		YES	ignore
Cause	O		9.2.1.6		YES	ignore

Condition	Explanation
C-add	This IE is present only if "Add/Delete Indicator" equals to add

Range bound	Explanation
<i>MaxLocalCellinNodeB</i>	Maximum number of Local Cells that can exist in the Node B
<i>MaxCellinNodeB</i>	Maximum number of C ID that can be configured in Node B
<i>MaxCPCHCell</i>	Maximum number of CPCHes that can be defined in a Cell
<i>MaxSCPICHCell</i>	Maximum number of Secondary CPICH that can be defined in a Cell.
<i>MaxSCCPCHCell</i>	Maximum number of Secondary CCPCH that can be defined in a Cell.
<i>MaxFACHCell</i>	Maximum number of FACHes that can be defined in a Cell
<i>MaxPCPCHCell</i>	Maximum number of PCPCHes that can be defined in a Cell
MaxPRACHCell	Maximum number of PRACHes and AICHes that can be defined in a Cell
<i>MaxCCPinNodeB</i>	Maximum number of communication control ports that can exist in the Node B

9.1.33 SYSTEM INFORMATION UPDATE REQUEST

IE/Group Name	Presence	Range	IE type and reference	Semantics description	Criticality	Assigned Criticality
Message Discriminator	M		9.2.1.45		–	
Message Type	M		9.2.1.46		YES	reject
Transaction ID	M		9.2.1.62		–	
C-ID	M		9.2.1.9		YES	reject
BCCH Modification Time	O		9.2.1.3		YES	reject
MIB/SB/SIBInformation		1.. <i>maxIB</i>			GLOBAL	reject
>IB Type	M		9.2.1.35		–	
>IB OC ID	M		9.2.1.31A	In one message, every occurrence of IB Type can only be deleted once and/or added once.	–	
>CHOICE <i>IB DeletionIndicator</i>	M				–	
>> <i>NoDeletion</i>					–	
>>>SIB Originator	C-SIB		9.2.1.55		–	
>>>IB SG REP	O		9.2.1.34		–	
>>> Segment Information		1.. <i>maxIBSEG</i>			GLOBAL	reject
>>>>IB SG POS	O		9.2.1.33		–	
>>>>Segment type	C – CRNCOri nation		9.2.1.53B		–	
>>>>IB SG DATA	C – CRNCOri nation		9.2.1.32		–	
>> <i>Deletion</i>			NULL		–	

Range bound	Explanation
1..maxIB	Maximum number of information Blocks supported in one message.
1..maxIBSEG	Maximum number of segments for one Information Block

Condition	Explanation
CRNCOriination	The IE shall be present if <i>the SIB Originator</i> IE is set to 'CRNC' or if the IB Type equals "MIB", "SB1" or "SB2".
SIB	This IE shall be present if the IB Type is equal to "SIB"

9.1.34 SYSTEM INFORMATION UPDATE RESPONSE

IE/Group Name	Presence	Range	IE type and reference	Semantics description	Criticality	Assigned Criticality
Message Discriminator	M		9.2.1.45		–	
Message Type	M		9.2.1.46		YES	reject
Transaction ID	M		9.2.1.62		–	
Criticality Diagnostics	O		9.2.1.17		YES	ignore

9.1.35 SYSTEM INFORMATION UPDATE FAILURE

IE/Group Name	Presence	Range	IE type and reference	Semantics description	Criticality	Assigned Criticality
Message Discriminator	M		9.2.1.45		–	
Message Type	M		9.2.1.46		YES	reject
Transaction ID	M		9.2.1.62		–	
Cause	M		9.2.1.6		YES	ignore
Criticality Diagnostics	O		9.2.1.17		YES	ignore

9.1.36 RADIO LINK SETUP REQUEST

9.1.36.1 FDD message

IE/Group Name	Presence	Range	IE type and reference	Semantics description	Criticality	Assigned Criticality
Message Discriminator	M		9.2.1.45		–	
Message Type	M		9.2.1.46		YES	reject
CRNC Communication Context ID	M		9.2.1.18	The reserved value "All CRNCC C" shall not be used.	YES	reject
Transaction ID	M		9.2.1.62		–	
UL DPCH Information		1			YES	reject
>UL Scrambling Code	M		9.2.2.59		–	
>Min UL Channelisation Code length	M		9.2.2.22		–	
>Max Number of UL DPDCHs	C – CodeLen		9.2.2.21		–	
>puncture Limit	M		9.2.1.50	For UL	–	
>TFCS	M		9.2.1.58	for UL	–	
>UL DPCCCH Slot Format	M		9.2.2.57		–	
> UL SIR Target	M		UL SIR 9.2.2.58		–	
>Diversity mode	M		9.2.2.9		–	
>SSDT cell ID Length	O		9.2.2.45		–	
>S Field Length	C-FBI		9.2.2.40		–	
DL DPCH Information		1			YES	reject
>TFCS	M		9.2.1.58	For DL	–	
>DL DPCH Slot Format	M		9.2.2.10		–	
>TFCI signalling mode	M		9.2.2.50		–	
>TFCI presence	C- SlotFormat		9.2.1.57		–	
>Multiplexing Position	M		9.2.2.23		–	
>PDSCH RL ID	C-DSCH		RL ID 9.2.1.53		–	
>PDSCH code mapping	C-DSCH		9.2.2.25		–	
>Power Offset Information		1			–	
>>PO1	M		Power Offset 9.2.2.29	Power offset for the TFCI bits	–	
>>PO2	M		Power Offset 9.2.2.29	Power offset for the TPC bits	–	
>>PO3	M		Power Offset 9.2.2.29	Power offset for the pilot bits	–	
>FDD TPC DL Step Size	M		9.2.2.16		–	
>Limited Power Increase	M		9.2.2.18A		–	
>Inner Loop DL PC Status	M		9.2.2.18B		–	
DCH Information	M		DCH FDD Information 9.2.2.4D		YES	reject
DSCH Information	O		DSCH FDD Information 9.2.2.13B		YES	reject
TFCI2 bearer information		0..1			YES	ignore

>ToAWS	M		9.2.1.61		-	
>ToAWE	M		9.2.1.60		-	
RL Information		1 to <maxnoof RLs>			EACH	notify
>RL ID	M		9.2.1.53		-	
>C-ID	M		9.2.1.9		-	
>First RLS Indicator	M		9.2.2.16A		-	
>Frame Offset	M		9.2.1.31		-	
>Chip Offset	M		9.2.2.2		-	
>Propagation Delay	O		9.2.2.35		-	
>Diversity Control Field	C – NotFirstRL		9.2.1.25		-	
>DL Code Information	M		FDD DL Code Information 9.2.2.14A		-	
>Initial DL transmission Power	M		DL Power 9.2.1.21	Initial power on DPCH	-	
>Maximum DL power	M		DL Power 9.2.1.21	Maximum allowed power on DPCH	-	
>Minimum DL power	M		DL Power 9.2.1.21	Minimum allowed power on DPCH	-	
>SSDT Cell Identity	O		9.2.2.44		-	
>Transmit Diversity Indicator	C – Diversity mode		9.2.2.53		-	
Transmission Gap Pattern Sequence Information	C - CM_Active		9.2.2.53A		YES	reject
Active Pattern Sequence Information	O		9.2.2.A		YES	reject

Condition	Explanation
CodeLen	This IE is present only if "Min UL Channelisation Code length" equals to 4
FBI	This IE shall be present if the <i>UL DPCCH Slot Format</i> IE indicates a slot format with 1 or 2 FBI bits (see ref.[7])
NotFirstRL	This IE is present only if the RL is not the first one in the RL Information.
DSCH	This IE is present only if the <i>DSCH Information</i> IE is present
SlotFormat	This IE is only present if the DL DPCH slot format is equal to any of the value 12 to 16.
Diversity mode	This IE is present unless <i>Diversity Mode</i> IE in <i>UL DPCH Information</i> IE is "none"
CM_Active	This IE shall be present when the <i>Active Pattern Sequence Information</i> IE is present, otherwise this IE is optional.

Range bound	Explanation
MaxnoofRLs	Maximum number of RLs for one UE.

9.1.36.2 TDD message

IE/Group Name	Presence	Range	IE type and reference	Semantics description	Criticality	Assigned Criticality
Message Discriminator	M		9.2.1.45		–	
Message Type	M		9.2.1.46		YES	reject
CRNC Communication Context ID	M		9.2.1.18	The reserved value "All CRNCC C" shall not be used.	YES	reject
Transaction ID	M		9.2.1.62		–	
UL CTrCH Information		0 to <maxno CTrCH>			EACH	notify
>CTrCH ID	M		9.2.3.3		–	
>TFCS	M		9.2.1.58		–	
>TFCI Coding	M		9.2.3.22		–	
>Puncture Limit	M		9.2.1.50		–	
>UL DPCH Information		0..1			YES	notify
>>Repetition Period	M		9.2.3.16		–	
>>Repetition Length	M		9.2.3.15		–	
>>TDD DPCH Offset	M		9.2.3.19A		–	
>>UL Timeslot Information	M		9.2.3.26C		–	
DL CTrCH Information		0 to <maxno CTrCH>			EACH	notify
>CTrCH ID	M		9.2.3.3		–	
>TFCS	M		9.2.1.58		–	
>TFCI Coding	M		9.2.3.22		–	
>Puncture Limit	M		9.2.1.50		–	
>TDD TPC DL Step Size	M		9.2.3.21		–	
>TPC CTrCH List		0 to <maxnoC CTrCH>		List of uplink CTrCH which provide TPC	–	
>>TPC CTrCH ID	M		CTrCH ID 9.2.3.3		–	
>DL DPCH information		0..1			YES	notify
>>Repetition Period	M		9.2.3.16		–	
>>Repetition Length	M		9.2.3.15		–	
>>TDD DPCH Offset	M		9.2.3.19A		–	
>>DL Timeslot Information	M		9.2.3.4E		–	
DCH Information	O		DCH TDD Information 9.2.3.4C		YES	reject
DSCH Information	O		DSCH TDD Information 9.2.3.5A		YES	reject
USCH Information	O		9.2.3.28		YES	reject
RL Information		1			YES	reject
>RL ID	M		9.2.1.53		–	
>C-ID	M		9.2.1.9		–	
>Frame Offset	M		9.2.1.31		–	
>Special Burst Scheduling	M		9.2.3.18A		–	
>Initial DL transmission	M		DL Power	Initial power	–	

Power			9.2.1.21	on DPCH		
>Maximum DL power	M		DL Power 9.2.1.21	Maximum allowed power on DPCH	–	
>Minimum DL power	M		DL Power 9.2.1.21	Minimum allowed power on DPCH	–	
>DL Time Slot ISCP Info	O		9.2.3.4F		–	

Range bound	Explanation
MaxnoCCTrCH	Number of CCTrCH for one UE.

9.1.37 RADIO LINK SETUP RESPONSE

9.1.37.1 FDD message

IE/Group Name	Presence	Range	IE type and reference	Semantics description	Criticality	Assigned Criticality
Message Discriminator	M		9.2.1.45		–	
Message Type	M		9.2.1.46		YES	reject
CRNC Communication Context ID	M		9.2.1.18	The reserved value "All CRNCC C" shall not be used.	YES	ignore
Transaction ID	M		9.2.1.62		–	
Node B Communication Context ID	M		9.2.1.48	The reserved value "All NBCC" shall not be used.	YES	ignore
Communication Control Port ID	M		9.2.1.15		YES	ignore
RL Information Response		1 to <maxnoofRLs>			EACH	ignore
>RL ID	M		9.2.1.53		–	
>RL Set ID	M		9.2.2.39			
>Received total wide band power	M		9.2.2.39A		–	
>Diversity Indication	C-NotFirstRL		9.2.1.26		–	
>CHOICE <i>diversity Indication</i>	M				–	
>>Combining					–	
>>>RL ID	M		9.2.1.53	Reference RL ID for the combining	–	
>>Non Combining or First RL					–	
>>>DCH Information Response	M		9.2.1.20C		-	
>DSCH Information Response	O		9.2.1.27A		YES	ignore
>SSDT Support Indicator	M		9.2.2.46		–	
TFCI2 Bearer Information Response	O		9.2.2.49A		YES	ignore
Criticality Diagnostics	O		9.2.1.17		YES	ignore

Condition	Explanation
NotFirstRL	This IE is present only if the RL is not the first one in the RL Information.

Range bound	Explanation
MaxnoofRLs	Maximum number of RLs for one UE.

9.1.37.2 TDD Message

IE/Group Name	Presence	Range	IE type and reference	Semantics description	Criticality	Assigned Criticality
Message Discriminator	M		9.2.1.45		–	
Message Type	M		9.2.1.46		YES	reject
CRNC Communication Context ID	M		9.2.1.18	The reserved value "All CRNCC C" shall not be used.	YES	ignore
Transaction ID	M		9.2.1.62		–	
Node B Communication Context ID	M		9.2.1.48	The reserved value "All NBCC" shall not be used.	YES	ignore
Communication Control Port ID	M		9.2.1.15		YES	ignore
RL Information Response		1			YES	ignore
>RL ID	M		9.2.1.53		–	
>UL Time Slot ISCP Info	M		9.2.3.26D		–	
>UL PhysCH SF Variation	M		9.2.3.26B		–	
>DCH Information Response	O		9.2.1.20C		YES	ignore
>DSCH Information Response	O		9.2.1.27A		YES	ignore
>USCH Information Response	O		9.2.3.28		YES	ignore
Criticality Diagnostics	O		9.2.1.17		YES	ignore

9.1.38 RADIO LINK SETUP FAILURE

9.1.38.1 FDD Message

IE/Group Name	Presence	Range	IE type and reference	Semantics description	Criticality	Assigned Criticality
Message Discriminator	M		9.2.1.45		–	
Message Type	M		9.2.1.46		YES	reject
CRNC Communication Context ID	M		9.2.1.18	The reserved value "All CRNCC C" shall not be used.	YES	ignore
Transaction ID	M		9.2.1.62		–	
Node B Communication Context ID	C-Success		9.2.1.48	The reserved value "All NBCC" shall not be used	YES	ignore
Communication Control Port ID	O		9.2.1.15		YES	ignore
CHOICE <i>cause level</i>	M				YES	ignore
> <i>General</i>					–	
>>Cause	M		9.2.1.6		–	
> <i>RL specific</i>					–	
>>Unsuccessful RL Information Response		1 to <maxnoo fRLs>			EACH	ignore
>>>RL ID	M		9.2.1.53		–	
>>>Cause	M		9.2.1.6		–	
>>Successful RL Information Response		0 to <maxnoo fRLs–1>			EACH	ignore
>>>RL ID	M		9.2.1.53		–	
>>>RL Set ID	M		9.2.2.39			
>>>Received total wide band power	M		9.2.2.39A		–	
>>>Diversity Indication	C-NotFirstRL		9.2.1.26		–	
>>>CHOICE <i>diversity Indication</i>	M				–	
>>>>Combining					–	
>>>>RL ID	M		9.2.1.53	Reference RL ID for the combining	–	
>>>>Non Combining or First RL					–	
>>>>DCH Information Response	M		9.2.1.20C		-	
>>>DSCH Information Response	O		9.2.1.27A		YES	ignore
>>>TFCI2 Bearer Information Response	O		9.2.2.49A		-	
>>>SSDT Support Indicator	M		9.2.2.46		–	
Criticality Diagnostics	O		9.2.1.17		YES	ignore

Condition	Explanation
Success	This IE is present if at least one of the radio links has been successfully set up.
NotFirstRL	This IE is present only if the RL is not the first one in the RL Information.

Range bound	Explanation
MaxnoofRLs	Maximum number of RLs for one UE.

9.1.38.2 TDD Message

IE/Group Name	Presence	Range	IE type and reference	Semantics description	Criticality	Assigned Criticality
Message Discriminator	M		9.2.1.45		–	
Message Type	M		9.2.1.46		YES	reject
CRNC Communication Context ID	M		9.2.1.18	The reserved value "All CRNCC C" shall not be used.	YES	ignore
Transaction ID	M		9.2.1.62		–	
CHOICE <i>cause level</i>	M				YES	ignore
>General					–	
>>Cause	M		9.2.1.6		–	
>RL specific					–	
>>Unsuccessful RL Information Response		1			YES	ignore
>>>RL ID	M		9.2.1.53		–	
>>>Cause	M		9.2.1.6		–	
Criticality Diagnostics	O		9.2.1.17		YES	ignore

9.1.39 RADIO LINK ADDITION REQUEST

9.1.39.1 FDD Message

IE/Group Name	Presence	Range	IE type and reference	Semantics description	Criticality	Assigned Criticality
Message Discriminator	M		9.2.1.45		–	
Message Type	M		9.2.1.46		YES	reject
Node B Communication Context ID	M		9.2.1.48	The reserved value "All NBCC" shall not be used.	YES	reject
Transaction ID	M		9.2.1.62		–	
Compressed Mode Deactivation Flag	O		9.2.2.3A		YES	reject
RL Information		1..<maxnoofRL-1>			EACH	notify
>RL ID	M		9.2.1.53		–	
>C-ID	M		9.2.1.9		–	
>Frame Offset	M		9.2.1.31		–	
>Chip Offset	M		9.2.2.2		–	
>Diversity Control Field	M		9.2.1.25		–	
>DL Code Information	M		FDD DL Code Information 9.2.2.14A		–	
>Initial DL transmission power	O		DL Power 9.2.1.21	Initial power on DPCH	–	
>Maximum DL power	O		DL Power 9.2.1.21	Maximum allowed power on DPCH	–	
>Minimum DL power	O		DL Power 9.2.1.21	Minimum allowed power on DPCH	–	
>SSDT Cell Identity	O		9.2.2.44		–	
>Transmit Diversity Indicator	O		9.2.2.53		–	

Range bound	Explanation
<i>MaxnoofRL</i>	Maximum number of RLs for one UE
<i>MaxnoofDLCodes</i>	Maximum number of DL code information

9.1.39.2 TDD Message

IE/Group Name	Presence	Range	IE type and reference	Semantics description	Criticality	Assigned Criticality
Message Discriminator	M		9.2.1.45		–	
Message Type	M		9.2.1.46		YES	reject
Node B Communication Context ID	M		9.2.1.48	The reserved value "All NBCC" shall not be used.	YES	reject
Transaction ID	M		9.2.1.62		–	
UL CTrCH Information		0 to <maxn o CTrCH>			GLOBAL	reject
>CTrCH ID	M		9.2.3.3		–	
>UL DPCH Information		0..1			YES	notify
>>Repetition Period	M		9.2.3.16		–	
>>Repetition Length	M		9.2.3.15		–	
>>TDD DPCH Offset	M		9.2.3.19A		–	
>>UL Timeslot Information	M		9.2.3.26C		–	
DL CTrCH Information		0 to <maxn o CTrCH>			GLOBAL	reject
>CTrCH ID	M		9.2.3.3		–	
>DL DPCH information		0..1			YES	notify
>>Repetition Period	M		9.2.3.16		–	
>>Repetition Length	M		9.2.3.15		–	
>>TDD DPCH Offset	M		9.2.3.19A		–	
>>DL Timeslot Information	M		9.2.3.4E		–	
RL Information		1			YES	reject
>RL ID	M		9.2.1.53		–	
>C-ID	M		9.2.1.9		–	
>Frame Offset	M		9.2.1.31		–	
>Diversity Control Field	M		9.2.1.25		–	
>Initial DL transmission Power	O		DL Power 9.2.1.21	Initial power on DPCH	–	
>Maximum DL power	O		DL Power 9.2.1.21	Maximum allowed power on DPCH	–	
>Minimum DL power	O		DL Power 9.2.1.21	Minimum allowed power on DPCH	–	
>DL Time Slot ISCP Info	O		9.2.3.4F		–	

Range bound	Explanation
MaxnoCTrCH	Number of CTrCH for one UE.

9.1.40 RADIO LINK ADDITION RESPONSE

9.1.40.1 FDD message

IE/Group Name	Presence	Range	IE type and reference	Semantics description	Criticality	Assigned Criticality
Message Discriminator	M		9.2.1.45		–	
Message Type	M		9.2.1.46		YES	reject
CRNC Communication Context ID	M		9.2.1.18	The reserved value "All CRNCC C" shall not be used.	YES	ignore
Transaction ID	M		9.2.1.62		–	
RL Information Response		1..<maxno ofRL-1>			EACH	ignore
>RL ID	M		9.2.1.53		–	
>RL Set ID	M		9.2.2.9		–	
> Received total wide band power	M		9.2.2.39A		–	
>Diversity Indication	M		9.2.1.26		–	
>CHOICE <i>diversity indication</i>	M				–	
>>Combining					–	
>>>RL ID	M		9.2.1.53	Reference RL	–	
>>Non combining					–	
>>>DCH Information Response	M		9.2.1.20C		–	
>SSDT support indicator	M		9.2.2.46		–	
Criticality Diagnostics	O		9.2.1.17		YES	ignore

Range bound	Explanation
<i>MaxnoofRL</i>	Maximum number of RLs for one UE

9.1.40.2 TDD Message

IE/Group Name	Presence	Range	IE type and reference	Semantics description	Criticality	Assigned Criticality
Message Discriminator	M		9.2.1.45		–	
Message Type	M		9.2.1.46		YES	reject
CRNC Communication Context ID	M		9.2.1.18	The reserved value "All CRNCC C" shall not be used.	YES	ignore
Transaction ID	M		9.2.1.62		–	
RL Information response		1			YES	ignore
>RL ID	M		9.2.1.53		–	
> UL Time Slot ISCP Info	M		9.2.3.26D		–	
>UL PhysCH SF Variation	M		9.2.3.26B		–	
>DCH Information		0..1			–	
>>Diversity Indication	M		9.2.1.26		–	
>>CHOICE <i>diversity indication</i>	M				–	
>>> <i>Combining</i>				In TDD it indicates whether the old Transport Bearer shall be reused or not	–	
>>>>RL ID	M		9.2.1.53	Reference RL	–	
>>>> <i>Non combining</i>					–	
>>>>DCH Information Response	M		9.2.1.20C		–	
>DSCH Information Response	O		9.2.1.27A		YES	ignore
>USCH Information Response	O		9.2.3.29		YES	ignore
Criticality Diagnostics	O		9.2.1.17		YES	ignore

9.1.41 RADIO LINK ADDITION FAILURE

9.1.41.1 FDD Message

IE/Group Name	Presence	Range	IE type and reference	Semantics description	Criticality	Assigned Criticality
Message Discriminator	M		9.2.1.45		–	
Message Type	M		9.2.1.46		YES	reject
CRNC Communication Context ID	M		9.2.1.18	The reserved value "All CRNCC C" shall not be used.	YES	ignore
Transaction ID	M		9.2.1.62		–	
CHOICE <i>cause level</i>	M				YES	ignore
> <i>General</i>					–	
>> <i>Cause</i>	M		9.2.1.6		–	
> <i>RL specific</i>					–	
>> Unsuccessful RL Information Response		1..<maxnoofRL-1>			EACH	ignore
>>>RL ID	M		9.2.1.53		–	
>>>Cause	M		9.2.1.6		–	
>> Successful RL Information Response		1..<maxnoofRL-2>			EACH	ignore
>>>RL ID	M		9.2.1.53		–	
>>>RL Set ID	M		9.2.2.39			
>>> Received total wide band power	M		9.2.2.39A		–	
>>>Diversity Indication	M		9.2.1.26		–	
>>>CHOICE <i>diversity indication</i>	M				–	
>>>> <i>Combining</i>					–	
>>>>>RL ID	M		9.2.1.53	Reference RL	–	
>>>>> <i>Non combining</i>					–	
>>>>>DCH Information Response	M		9.2.1.20C		–	
>>>SSDT support indicator	M		9.2.2.46		–	
Criticality Diagnostics	O		9.2.1.17		YES	ignore

Range bound	Explanation
<i>MaxnoofRL</i>	Maximum number of RLs for one UE

9.1.41.2 TDD Message

IE/Group Name	Presence	Range	IE type and reference	Semantics description	Criticality	Assigned Criticality
Message Discriminator	M		9.2.1.45		–	
Message Type	M		9.2.1.46		YES	reject
CRNC Communication Context ID	M		9.2.1.18	The reserved value "All CRNCC C" shall not be used.	YES	ignore
Transaction ID	M		9.2.1.62		–	
CHOICE <i>cause level</i>	M				YES	Ignore
> <i>General</i>					–	
>> <i>Cause</i>	M		9.2.1.6		–	
> <i>RL specific</i>					–	
>> Unsuccessful RL Information Response		1			YES	ignore
>>>RL ID	M		9.2.1.53		–	
>>> <i>Cause</i>	M		9.2.1.6		–	
Criticality Diagnostics	O		9.2.1.17		YES	ignore

9.1.42 RADIO LINK RECONFIGURATION PREPARE

9.1.42.1 FDD Message

IE/Group Name	Presence	Range	IE Type and Reference	Semantic Description	Criticality	Assigned Criticality
Message Discriminator	M		9.2.1.45		–	
Message Type	M		9.2.1.46		YES	reject
Node B Communication Context ID	M		9.2.1.48	The reserved value "All NBCC" shall not be used.	YES	reject
Transaction ID	M		9.2.1.62		–	
UL DPCH Information		0..1			YES	reject
>UL Scrambling code	O		9.2.2.59		–	
>UL SIR Target	O		UL SIR 9.2.2.58		–	
>Min UL Channelisation Code Length	O		9.2.2.22		–	
>Max Number of UL DPDCHs	C – CodeLen		9.2.2.20		–	
>Puncture Limit	O		9.2.1.50	For UL	–	
>TFCS	O		9.2.1.58		–	
>UL DPCCH Slot Format	O		9.2.2.57		–	
>Diversity mode	O		9.2.2.9		–	
>SSDT Cell Identity Length	O		9.2.2.45		–	
>S-Field Length	O		9.2.2.40		–	
DL DPCH Information		0..1			YES	reject
>TFCS	O		9.2.1.58		–	
>DL DPCH Slot Format	O		9.2.2.10		–	
>TFCI Signalling Mode	O		9.2.2.50		–	
>TFCI presence	C-Slot Format		9.2.1.57		–	
>Multiplexing Position	O		9.2.2.23		–	
>PDSCH code mapping	O		9.2.2.25		–	
>PDSCH RL ID	O		RL ID 9.2.1.53		–	
>Limited Power Increase	O		9.2.2.18A		–	
DCHs to Modify	O		DCHs FDD to Modify 9.2.2.4E		YES	reject
DCHs to Add	O		DCH FDD Information 9.2.2.4D		YES	reject
DCHs to Delete		0..<max noofDC Hs>			GLOBAL	reject
>DCH ID	M		9.2.1.20		–	
DSCH to modify		0..<max noofDS CHs>			YES	reject
>DSCH ID	M		9.2.1.27		–	
>Transport Format Set	O		9.2.1.59	For the DL.	–	
>Allocation/Retention Priority	O		9.2.1.1A		–	
>Frame Handling Priority	O		9.2.1.30		–	
>ToAWS	O		9.2.1.61		–	
>ToAWE	O		9.2.1.60		–	

>Transport Bearer Request Indicator	M		9.2.1.62A		–	
DSCH to add	O		DSCH FDD Information 9.2.2.13B		YES	reject
DSCH to Delete		<i>0..<max noofDS CHs></i>			YES	reject
>DSCH ID	M		9.2.1.27		–	
TFCI2 bearer specific information		0..1			YES	reject
>CHOICE <i>TFCI2 bearer action</i>	M				–	
>>Add or modify					–	
>>>ToAWS	M		9.2.1.61		–	
>>>ToAWE	M		9.2.1.60		–	
>>Delete			NULL		–	
RL Information		<i>0..<max noofRLs ></i>			EACH	reject
>RL ID	M		9.2.1.53		–	
>DL Code Information	O		FDD DL Code Information 9.2.2.14A		–	
>Maximum DL Power	O		DL Power 9.2.1.21	Maximum allowed power on DPCH	–	
>Minimum DL Power	O		DL Power 9.2.1.21	Minimum allowed power on DPCH	–	
>SSDT Indication	O		9.2.2.47		–	
>SSDT Cell Identity	C–SSDTIndON		9.2.2.44		–	
>Transmit Diversity Indicator	C – Diversity mode		9.2.2.53		–	
Transmission Gap Pattern Sequence Information	O		9.2.2.53A		YES	reject

Condition	Explanation
SSDTIndON	The IE may be present if the SSDT Indication is set to 'SSDT Active in the UE'.
CodeLen	This IE is present only if "Min UL Channelisation Code length" equals to 4.
SlotFormat	This IE is only present if the DL DPCH slot format is equal to any of the value 12 to 16.
SF/2	This IE is present only if the <i>Transmission Gap Pattern Sequence Information</i> IE is included and the indicated Downlink Compressed Mode method for at least one of the included Transmission Gap Pattern Sequence is set to "SF/2".
Diversity mode	This IE is present unless <i>Diversity Mode</i> IE in <i>UL DPCH Information</i> group, unless it is equal to "none"

Range Bound	Explanation
<i>MaxnoofDCHs</i>	Maximum number of DCHs for a UE.
<i>MaxnoofDSCHs</i>	Maximum number of DSCHs for a UE.
<i>MaxnoofRLs</i>	Maximum number of RLs for a UE.

9.1.42.2 TDD Message

IE/Group Name	Presence	Range	IE Type and Reference	Semantic Description	Criticality	Assigned Criticality
Message Discriminator	M		9.2.1.45		–	
Message Type	M		9.2.1.46		YES	reject
Node B Communication Context ID	M		9.2.1.48	The reserved value "All NBCC" shall not be used.	YES	reject
Transaction ID	M		9.2.1.62		–	
UL CCTrCH to Add		0..<maxno of CCTrC Hs>			GLOBAL	reject
>CCTrCH ID	M		9.2.3.3		–	
>TFCS	M		9.2.1.58		–	
>TFCI Coding	M		9.2.3.22		–	
>Puncture Limit	M		9.2.1.50		–	
>UL DPCH Information		0..1			YES	reject
>>Repetition Period	M		9.2.3.16		–	
>>Repetition Length	M		9.2.3.15		–	
>>TDD DPCH Offset	M		9.2.3.19A		–	
>>UL Timeslot Information	M		9.2.3.26C		–	
UL CCTrCH to Modify		0..<maxno of CCTrC Hs>			GLOBAL	reject
>CCTrCH ID	M		9.2.3.3		–	
>TFCS	O		9.2.1.58		–	
>TFCI Coding	O		9.2.3.22		–	
>Puncture Limit	O		9.2.1.50		–	
>UL DPCH to add		0..1			YES	reject
>>Repetition Period	M		9.2.3.16		–	
>>Repetition Length	M		9.2.3.15		–	
>>TDD DPCH Offset	M		9.2.3.19A		–	
>>UL Timeslot Information	M		9.2.3.26C		–	
>UL DPCH to modify		0..1			YES	reject
>>Repetition Period	O		9.2.3.16		–	
>>Repetition Length	O		9.2.3.15		–	
>>TDD DPCH Offset	O		9.2.3.19A		–	
>>UL Timeslot Information		0 to <maxno of ULTs>			–	
>>>Time Slot	M		9.2.3.23		–	
>>>Midamble Shift and Burst Type	O		9.2.3.7		–	
>>>TFCI Presence	O		9.2.1.57		–	
>>>UL Code Information		0 to <maxno OfDPC H>			–	
>>>>DPCH ID	M		9.2.3.5		–	
>>>>TDD Channelisation Code	O		9.2.3.19		–	
>UL DPCH to delete		0..			GLOBAL	reject

		<maxno of DPCHs >				
>>DPCH ID	M		9.2.3.5		–	
UL CCTrCH to Delete		0.. <maxno of CCTrC Hs>			GLOBAL	reject
>CCTrCH ID	M		9.2.3.3		–	
DL CCTrCH to Add		0.. <maxno of CCTrC Hs>			GLOBAL	reject
>CCTrCH ID	M		9.2.3.3		–	
>TFCS	M		9.2.1.58		–	
>TFCI Coding	M		9.2.3.22		–	
>PunctureLimit	M		9.2.1.50		–	
>TPC CCTrCH List		0 to <maxno CCTrC Hs>		List of uplink CCTrCH which provide TPC	–	
>>TPC CCTrCH ID	M		CCTrCH ID 9.2.3.3		–	
>DL DPCH Information		0..1			YES	reject
>>Repetition Period	M		9.2.3.16		–	
>>Repetition Length	M		9.2.3.15		–	
>>TDD DPCH Offset	M		9.2.3.19A		–	
>>DL Timeslot Information	M		9.2.3.4E		–	
DL CCTrCH to Modify		0.. <maxno of CCTrC Hs>			GLOBAL	reject
>CCTrCH ID	M		9.2.3.3.		–	
>TFCS	O		9.2.1.58		–	
>TFCI Coding	O		9.2.3.22		–	
>PunctureLimit	O		9.2.1.50		–	
>TPC CCTrCH List		0 to <maxno CCTrC Hs>		List of uplink CCTrCH which provide TPC	–	
>>TPC CCTrCH ID	M		CCTrCH ID 9.2.3.3		–	
>DL DPCH to add		0..1			YES	reject
>>Repetition Period	M		9.2.3.16		–	
>>Repetition Length	M		9.2.3.15		–	
>>TDD DPCH Offset	M		9.2.3.19A		–	
>>DL Timeslot Information	M		9.2.3.4E		–	
>DL DPCH to modify		0..1			YES	reject
>>Repetition Period	O		9.2.3.16		–	
>>Repetition Length	O		9.2.3.15		–	
>>TDD DPCH Offset	O		9.2.3.19A		–	
>>DL Timeslot Information		0 .. <maxno ofDLTs>			–	
>>>Time Slot	M		9.2.3.23		–	
>>>Midamble Shift and	O		9.2.3.7		–	

Burst Type						
>>>TFCI Presence	O		9.2.1.57		–	
>>>DL Code Information		0 .. <maxno OFDPC H>			–	
>>>>DPCH ID	M		9.2.3.5		–	
>>>>TDD Channelisation Code	O		9.2.3.19		–	
>DL DPCH to delete		0.. <maxno of DPCHs >			GLOBAL	reject
>>DPCH ID	M		9.2.3.5		–	
DL CCTrCH to Delete		0.. <maxno of CCTrC Hs>			GLOBAL	reject
>CCTrCH ID	M		9.2.3.3		–	
DCHs to Modify	O		DCHs TDD to Modify 9.2.3.4D		YES	reject
DCHs to Add	O		DCH TDD Information 9.2.3.4C		YES	reject
DCHs to Delete		0..<max noofDC Hs>			GLOBAL	reject
>DCH ID	M		9.2.1.20		–	
DSCH Information to modify		0 .. <Maxno of DSCHs >			GLOBAL	reject
>DSCH ID	M		9.2.1.27		–	
>CCTrCH ID	O		9.2.3.3	DL CCTrCH in which the DSCH is mapped	–	
>Transport Format Set	O		9.2.1.59		–	
>Allocation/Retention Priority	O		9.2.1.1A		–	
>Frame Handling Priority	O		9.2.1.30		–	
>ToAWS	O		9.2.1.61		–	
>ToAWE	O		9.2.1.60		–	
>Transport Bearer Request Indicator	M		9.2.1.62A		–	
DSCH Information to add	O		DSCH TDD Information 9.2.3.5A		YES	reject
DSCH Information to delete		0 .. <Maxno of DSCHs >			GLOBAL	reject
>DSCH ID	M		9.2.1.27		–	
USCH Information to modify		0 .. <Maxno of USCHs >			GLOBAL	reject
>USCH ID	M		9.2.3.27		–	

>Transport Format Set	O		9.2.1.59		–	
> Allocation/Retention Priority	O		9.2.1.1A		–	
>CCTrCH ID	O		9.2.3.2	UL CCTrCH in which the USCH is mapped	–	
>Transport Bearer Request Indicator	M		9.2.1.62A		–	
USCH Information to add	O		USCH Information 9.2.3.28		YES	reject
USCH Information to delete		0 .. <Maxno of USCHs >			GLOBAL	reject
>USCH ID	M		9.2.3.27		–	
RL Information		0..1			YES	reject
>RL ID	M		9.2.1.53		–	
>Maximum Downlink Power	O		DL Power 9.2.1.21	Maximum allowed power on DPCH	–	
>Minimum Downlink Power	O		DL Power 9.2.1.21	Minimum allowed power on DPCH	–	

Condition	Explanation
CoordCH	This IE is present only this DCH is part of a set of coordinated DCHs (number of instances of DCH Specific Info is greater than 1)

Range Bound	Explanation
<i>MaxnoofDCHs</i>	Maximum number of DCHs for a UE.
<i>MaxnoofCCTrCHs</i>	Maximum number of CCTrCHs for a UE.
<i>MaxnoofDPCHs</i>	Maximum number of DPCHs in one CCTrCH.
<i>MaxnoofDSCHs</i>	Maximum number of DSCHs for one UE
<i>MaxnoofUSCHs</i>	Maximum number of USCHs for one UE
<i>MaxnoofDLts</i>	Maximum number of Downlink time slots per Radio Link
<i>MaxnoofULts</i>	Maximum number of Uplink time slots per Radio Link

9.1.43 RADIO LINK RECONFIGURATION READY

IE/Group name	Presence	Range	IE Type and Reference	Semantic Description	Criticality	Assigned Criticality
Message Discriminator	M		9.2.1.45		–	
Message Type	M		9.2.1.46		YES	reject
CRNC Communication Context ID	M		9.2.1.18	The reserved value "All CRNCC C" shall not be used.	YES	ignore
Transaction ID	M		9.2.1.62		–	
RL Information Response		$0..<max\ noofRLs >$		Only one RL information response group for one group of combined RLs shall be present	EACH	ignore
>RL ID	M		9.2.1.53		–	
>DCH Information Response	O		9.2.1.20C		YES	ignore
>DSCH Information Response	O		9.2.1.27A		YES	ignore
>USCH Information Response	O		9.2.3.29	TDD only	YES	ignore
>TFCI2 Bearer Information Response	O		9.2.2.49A		–	
Criticality Diagnostics	O		9.2.1.17		YES	ignore

Range Bound	Explanation
<i>MaxnoofRLs</i>	Maximum number of RLs for a UE.

9.1.44 RADIO LINK RECONFIGURATION FAILURE

IE/Group Name	Presence	Range	IE Type and Reference	Semantic Description	Criticality	Assigned Criticality
Message Discriminator	M		9.2.1.45		–	
Message Type	M		9.2.1.46		YES	reject
CRNC Communication Context ID	M		9.2.1.18	The reserved value "All CRNCC C" shall not be used.	YES	ignore
Transaction ID	M		9.2.1.62		–	
CHOICE <i>cause level</i>	M				YES	ignore
> <i>General</i>					–	
>>Cause	M		9.2.1.6		YES	ignore
> <i>RL specific</i>					–	
>> RLs Causing Reconfiguration Failure		$0..<max\ noofRLs >$			EACH	ignore
>>>RL ID	M		9.2.1.53		–	
>>>Cause	M		9.2.1.6		–	
Criticality Diagnostics	O		9.2.1.17		YES	ignore

Range Bound	Explanation
<i>MaxnoofRLs</i>	Maximum number of RLs for a UE.

9.1.45 RADIO LINK RECONFIGURATION COMMIT

IE/Group Name	Presence	Range	IE Type and Reference	Semantic Description	Criticality	Assigned Criticality
Message Discriminator	M		9.2.1.45		–	
Message type	M		9.2.1.46		YES	ignore
Node B Communication Context ID	M		9.2.1.48	The reserved value “All NBCC” shall not be used.	YES	ignore
Transaction ID	M		9.2.1.62		–	
CFN	M		9.2.1.7		YES	ignore
Active Pattern Sequence Information	O		9.2.2.A		YES	ignore

9.1.46 RADIO LINK RECONFIGURATION CANCEL

IE/Group Name	Presence	Range	IE Type and Reference	Semantic Description	Criticality	Assigned Criticality
Message Discriminator	M		9.2.1.45		–	
Message type	M		9.2.1.46		YES	ignore
Node B Communication Context ID	M		9.2.1.48	The reserved value “All NBCC” shall not be used.	YES	ignore
Transaction ID	M		9.2.1.62		–	

9.1.47 RADIO LINK RECONFIGURATION REQUEST

9.1.47.1 FDD Message

IE/Group Name	Presence	Range	IE Type and Reference	Semantic Description	Criticality	Assigned Criticality
Message Discriminator	M		9.2.1.45		–	
Message Type	M		9.2.1.46		YES	reject
Node B Communication Context ID	M		9.2.1.48	The reserved value "All NBCC" shall not be used.	YES	reject
Transaction ID	M		9.2.1.62		–	
UL DPCH Information		0..1			YES	reject
>TFCS	O		9.2.1.58	For the UL.	–	
DL DPCH Information		0..1			YES	reject
>TFCS	O		9.2.1.58	For the DL.	–	
>TFCI Signalling Mode	O		9.2.2.50		–	
>Limited Power Increase	O		9.2.2.18A		–	
DCHs to Modify	O		DCHs FDD to Modify 9.2.2.4E		YES	reject
DCHs to Add	O		DCH FDD Information 9.2.2.4D		YES	reject
DCHs to Delete		0..<maxnoofDCHs>			GLOBAL	reject
>DCH ID	M		9.2.1.20		–	
Radio Link Information		0..<maxnoofRLs>			EACH	reject
>RL ID	M		9.2.1.53		–	
>Maximum DL Power	O		DL Power 9.2.1.21	Maximum allowed power on DPCH	–	
>Minimum DL Power	O		DL Power 9.2.1.21	Minimum allowed power on DPCH	–	
>DL Code Information	C-SF/2		FDD DL Code Information 9.2.2.14A		–	
Transmission Gap Pattern Sequence Information	O		9.2.2.53A		YES	reject

Range Bound	Explanation
<i>MaxnoofDCHs</i>	Maximum number of DCHs for a UE.
<i>MaxnoofRLs</i>	Maximum number of RLs for a UE.

Condition	Explanation
SF/2	This IE is present only if the <i>Transmission Gap Pattern Sequence Information</i> IE is included and the indicated Downlink Compressed Mode method for at least one of the included Transmission Gap Pattern Sequence is set to "SF/2".

9.1.47.2 TDD Message

IE/Group Name	Presence	Range	IE Type and Reference	Semantic Description	Criticality	Assigned Criticality
Message Discriminator	M		9.2.1.45		–	
Message Type	M		9.2.1.46		YES	reject
Node B Communication Context ID	M		9.2.1.48	The reserved value "All NBCC" shall not be used.	YES	reject
Transaction ID	M		9.2.1.62		–	
UL CCTrCH to modify		<i>0..<maxn oofCCTr CHs></i>			EACH	notify
>CCTrCH ID	M		9.2.3.3		–	
>TFCS	O		9.2.1.58		–	
>Puncture Limit	O		9.2.1.50		–	
UL CCTrCH to delete		<i>0..<maxn oofCCTr CHs></i>			EACH	notify
>CCTrCH ID	M		9.2.3.3		–	
DL CCTrCH to modify		<i>0..<maxn oofCCTr CHs></i>			EACH	notify
>CCTrCH ID	M		9.2.3.3		–	
>TFCS	O		9.2.1.58		–	
>Puncture Limit	O		9.2.1.50		–	
DL CCTrCH to delete		<i>0..<maxn oofCCTr CHs></i>			EACH	notify
>CCTrCH ID	M		9.2.3.3		–	
DCHs to Modify	O		DCHs TDD to Modify 9.2.3.4D		YES	reject
DCHs to Add	O		DCH TDD Information 9.2.3.4C		YES	reject
DCHs to Delete		<i>0..<maxn oofDSCH S></i>			GLOBAL	reject
>DCH ID	M		9.2.1.20		–	
RL Information		<i>0..1</i>			YES	reject
>RL ID	M		9.2.1.53		–	
>Maximum Downlink Power	O		DL Power 9.2.1.21	Maximum allowed power on DPCH	–	
>Minimum Downlink Power	O		DL Power 9.2.1.21	Minimum allowed power on DPCH	–	

Range bound	Explanation
<i>MaxnoofCCTrCHs</i>	Maximum number of CCTrCHs for a UE.

9.1.48 RADIO LINK RECONFIGURATION RESPONSE

IE/Group Name	Presence	Range	IE Type and Reference	Semantic Description	Criticality	Assigned Criticality
Message Discriminator	M		9.2.1.45		–	
Message Type	M		9.2.1.46		YES	reject
CRNC Communication Context ID	M		9.2.1.18	The reserved value "All CRNCC C" shall not be used.	YES	ignore
Transaction ID	M		9.2.1.62		–	
RL Information Response		<i>0..<maxnoofRLs></i>		Only one RL information response group for one group of combined RLs shall be present	EACH	ignore
>RL ID	M		9.2.1.53		–	
>DCH Information Response	O		9.2.1.20C		YES	ignore
Criticality Diagnostics	O		9.2.1.17		YES	ignore

Range bound	Explanation
<i>MaxnoofRLs</i>	Maximum number of RLs for a UE.

9.1.49 RADIO LINK DELETION REQUEST

IE/Group Name	Presence	Range	IE type and reference	Semantics description	Criticality	Assigned Criticality
Message Discriminator	M		9.2.1.45		–	
Message Type	M		9.2.1.46		YES	reject
Node B Communication Context ID	M		9.2.1.48	The reserved value "All NBCC" shall not be used.	YES	reject
CRNC Communication Context ID	M		9.2.1.18		YES	reject
Transaction ID	M		9.2.1.62		–	
RL Information		<i>1..<maxnoofRLs></i>			EACH	notify
>RL ID	M		9.2.1.53		–	

Range bound	Explanation
<i>MaxnoofRLs</i>	Maximum number of radio links for one UE

9.1.50 RADIO LINK DELETION RESPONSE

IE/Group Name	Presence	Range	IE type and reference	Semantics description	Criticality	Assigned Criticality
Message Discriminator	M		9.2.1.45		–	
Message Type	M		9.2.1.46		YES	reject
CRNC Communication Context ID	M		9.2.1.18	The reserved value "All CRNCC C" shall not be used.	YES	ignore
Transaction ID	M		9.2.1.62		–	
Criticality Diagnostics	O		9.2.1.17		YES	ignore

9.1.51 DL POWER CONTROL REQUEST [FDD]

IE/Group Name	Presence	Range	IE type and reference	Semantics description	Criticality	Assigned Criticality
Message Discriminator	M		9.2.1.45		–	
Message Type	M		9.2.1.46		YES	ignore
Node B Communication Context ID	M		9.2.1.48	The reserved value "All NBCC" shall not be used.	YES	ignore
Transaction ID	M		9.2.1.62		–	
Power Adjustment Type	M		9.2.2.27		YES	ignore
DL Reference Power	C-Common		DL power 9.2.1.21	Power on DPCH	YES	Ignore
Inner Loop DL PC Status	O		9.2.2.18B		YES	ignore
DL Reference Power Information	C-Individual	1..<maxnoof RLS>			GLOBAL	ignore
>RL ID	M		9.2.1.53		–	
>DL Reference Power	M		DL power 9.2.1.21	Power on DPCH	–	
Max Adjustment Step	C-Common OrIndividual		9.2.2.20		YES	ignore
Adjustment Period	C-Common OrIndividual		9.2.2.A		YES	ignore
Adjustment Ratio	C-Common OrIndividual		9.2.2.B		YES	ignore

Condition	Explanation
Common	This IE is present only "Adjustment Type " equals to 'Common'
Individual	This IE is present only "Adjustment Type " equals to 'Individual'
CommonOrIndividual	This IE is present only "Adjustment Type " equals to 'Common' or 'Individual'

Range Bound	Explanation
MaxnoofRLs	Maximum number of Radio Links for a UE

9.1.52 DEDICATED MEASUREMENT INITIATION REQUEST

IE/Group Name	Presence	Range	IE Type and Reference	Semantics Description	Criticality	Assigned Criticality
Message Discriminator	M		9.2.1.45		–	
Message Type	M		9.2.1.46		YES	reject
Node B Communication Context ID	M		9.2.1.48	The reserved value "All NBCC" shall not be used when the Report characteristics type is set to "On-Demand".	YES	reject
Transaction ID	M		9.2.1.62		–	
Measurement ID	M		9.2.1.42		YES	reject
Dedicated Measurement Object Type	M		9.2.1.22		YES	reject
CHOICE <i>Dedicated Measurement Object Type</i>	M				YES	reject
>RL					–	
>>RL Information		1..<maxnoofRLs>			EACH	reject
>>>RL ID	M		9.2.1.53		–	
>>>DPCH ID	O		9.2.3.5	TDD only	–	
>ALL RL			NULL		–	
>RLS				FDD only	–	
>>RL Set Information		1..<maxnoofRLSets>			–	
>>>RL Set ID	M		9.2.2.39		–	
>ALL RLS			NULL	FDD only	–	
Dedicated Measurement Type	M		9.2.1.23		YES	reject
Measurement Filter Coefficient	O		9.2.1.41		YES	reject
Report Characteristics	M		9.2.1.51		YES	reject
CFN reporting indicator	M		FN reporting indicator 9.2.1.29B		YES	reject
CFN	O		9.2.1.7		YES	reject

Range	Explanation
<i>MaxnoofRLs</i>	Maximum number of individual RLs a measurement can be started on.
<i>MaxnoofRLSets</i>	Maximum number of individual RL Sets a measurement can be started on.

9.1.53 DEDICATED MEASUREMENT INITIATION RESPONSE

IE/Group Name	Presence	Range	IE Type and Reference	Semantics Description	Criticality	Assigned Criticality
Message Discriminator	M		9.2.1.45		–	
Message Type	M		9.2.1.46		YES	reject
CRNC Communication Context ID	M		9.2.1.18		YES	ignore
Transaction ID	M		9.2.1.62		–	
Measurement ID	M		9.2.1.42		YES	ignore
CHOICE <i>Dedicated Measurement Object Type</i>	O			Dedicated Measurement Object Type the measurement was initiated with	YES	ignore
>RL or ALL RL					–	
>>RL Information		1..<maxnoofRLs>			EACH	ignore
>>>RL ID	M		9.2.1.53		–	
>>>DPCH ID	O		9.2.3.5	TDD only	–	
>>>Dedicated Measurement Value	M		9.2.1.24		–	
>>>CFN	O		9.2.1.7	Dedicated Measurement Time Reference	–	
>RLS or ALL RLS				FDD only	–	
>>RL Set Information		1..<maxnoofRLSets>			–	
>>>RL Set ID	M		9.2.2.39		–	
>>>Dedicated Measurement Value	M		9.2.1.24		–	
>>>CFN	O		9.2.1.7	Dedicated Measurement Time Reference	–	
Criticality Diagnostics	O		9.2.1.17		YES	ignore

Range	Explanation
<i>MaxnoofRLs</i>	Maximum number of individual RLs the measurement can be started on.
<i>MaxnoofRLSets</i>	Maximum number of individual RL Sets a measurement can be started on.

9.1.54 DEDICATED MEASUREMENT INITIATION FAILURE

IE/Group Name	Presence	Range	IE Type and Reference	Semantics Description	Criticality	Assigned Criticality
Message Discriminator	M		9.2.1.45		–	
Message Type	M		9.2.1.46		YES	reject
CRNC Communication Context ID	M		9.2.1.18		YES	ignore
Transaction ID	M		9.2.1.62		–	
Measurement ID	M		9.2.1.42		YES	ignore
Cause	M		9.2.1.6		YES	ignore
Criticality Diagnostics	O		9.2.1.17		YES	ignore

9.1.55 DEDICATED MEASUREMENT REPORT

IE/Group Name	Presence	Range	IE Type and Reference	Semantics Description	Criticality	Assigned Criticality
Message Discriminator	M		9.2.1.45		–	
Message Type	M		9.2.1.46		YES	ignore
CRNC Communication Context ID	M		9.2.1.18	The reserved value "All CRNCC C" shall not be used.	YES	ignore
Transaction ID	M		9.2.1.62		–	
Measurement ID	M		9.2.1.42		YES	ignore
CHOICE <i>Dedicated Measurement Object Type</i>	M			Dedicated Measurement Object Type the measurement was initiated with	YES	ignore
>RL or ALL RL					–	
>>RL Information		1..<maxnoofRLs>			EACH	ignore
>>>RL ID	M		9.2.1.53		–	
>>>DPCH ID	O		9.2.3.5	TDD only	–	
>>>Dedicated Measurement Value Information	M		9.2.1.24A		–	
>RLS or ALL RLS				FDD only	–	
>>RL Set Information		1..<maxnoofRLSets>			EACH	ignore
>>>RL Set ID	M		9.2.1.39		–	
>>>Dedicated Measurement Value Information	M		9.2.1.24A		–	

Range	Explanation
<i>MaxnoofRLs</i>	Maximum number of individual RLs the measurement can be started on.
<i>MaxnoofRLSets</i>	Maximum number of individual RL Sets a measurement can be started on.

9.1.56 DEDICATED MEASUREMENT TERMINATION REQUEST

IE/Group Name	Presence	Range	IE Type and Reference	Semantics Description	Criticality	Assigned Criticality
Message Discriminator	M		9.2.1.45		–	
Message Type	M		9.2.1.46		YES	ignore
Node B Communication Context ID	M		9.2.1.48	The reserved value 'All NBCC' shall be used if this value was used when initiating the measurement. Otherwise, the reserved value 'All NBCC' shall not be used.	YES	ignore
Transaction ID	M		9.2.1.62		–	
Measurement ID	M		9.2.1.42		YES	ignore

9.1.57 DEDICATED MEASUREMENT FAILURE INDICATION

IE/Group Name	Presence	Range	IE Type and Reference	Semantics Description	Criticality	Assigned Criticality
Message Discriminator	M		9.2.1.45		–	
Message Type	M		9.2.1.46		YES	ignore
CRNC Communication Context ID	M		9.2.1.18	The reserved value 'All CRNCC' shall be used if the Node B Communication Context ID was set to 'All NBCC' when initiating the measurement. Otherwise, the reserved value 'All CRNCC' shall not be used.	YES	ignore
Transaction ID	M		9.2.1.62		–	
Measurement ID	M		9.2.1.42		YES	ignore
Cause	M		9.2.1.6		YES	ignore

9.1.58 RADIO LINK FAILURE INDICATION

IE/Group Name	Presence	Range	IE type and reference	Semantics description	Criticality	Assigned Criticality
Message Discriminator	M		9.2.1.45		–	
Message Type	M		9.2.1.46		YES	ignore
CRNC Communication Context ID	M		9.2.1.18	The reserved value "All CRNCC C" shall not be used.	YES	ignore
Transaction ID	M		9.2.1.62		–	
CHOICE <i>Reporting Object</i>	M			Object for which the Failure shall be reported.	YES	ignore
>RL					–	
>>RL Information		1 to <MaxnoofRLs>			EACH	ignore
>>>RL ID	M		9.2.1.53		–	
>>>Cause	M		9.2.1.6		–	
>RL Set					–	
>>RL Set Information		1 to <MaxnoofRLSets>			EACH	ignore
>>>RL Set ID	M		9.2.2.39		–	
>>>Cause	M		9.2.1.6		–	
>CCTrCH						
>>RL ID	M		9.2.1.53		–	
>>CCTrCH List		1 to <MaxnoCCTrCH>			EACH	ignore
>>>CCTrCH ID	M		CCTrCH ID 9.2.3.3		–	
>>>Cause	M		9.2.1.6		–	

Range bound	Explanation
<i>MaxnoofRLs</i>	Maximum number of RLs for one UE.
<i>MaxnoofRLSets</i>	Maximum number of RL Sets for one UE.
<i>MaxnoofCCTrCHs</i>	Maximum number of CCTrCHs for a UE.

9.1.59 RADIO LINK RESTORE INDICATION

IE/Group Name	Presence	Range	IE type and reference	Semantics description	Criticality	Assigned Criticality
Message Discriminator	M		9.2.1.45		–	
Message Type	M		9.2.1.46		YES	ignore
CRNC Communication Context ID	M		9.2.1.18	The reserved value "All CRNCC C" shall not be used.	YES	ignore
Transaction ID	M		9.2.1.62		–	
CHOICE <i>Reporting Object</i>	M			Object for which the Restoration shall be reported.	YES	ignore
>RL					–	
>>Radio Link Information		1 to <MaxnoofRLs>			EACH	ignore
>>>RL ID	M		9.2.1.53		–	
>RL Set					–	
>>RL Set Information		1 to <MaxnoofRLSets>			EACH	ignore
>>>RL Set ID	M		9.2.2.39		–	
>CCTrCH						
>>RL ID	M		9.2.1.53			
>>CCTrCH List		1 to <MaxnoCCTrCH>			EACH	ignore
>>>CCTrCH ID	M		CCTrCH ID 9.2.3.3		–	

Range bound	Explanation
<i>MaxnoofRLs</i>	Maximum number of RLs for one UE.
<i>MaxnoofRLSets</i>	Maximum number of RL Sets for one UE.
<i>MaxnoofCCTrCHs</i>	Maximum number of CCTrCHs for a UE.

9.1.60 COMPRESSED MODE COMMAND [FDD]

IE/Group Name	Presence	Range	IE type and reference	Semantics description	Criticality	Assigned Criticality
Message Discriminator	M		9.2.1.45		–	
Message Type	M		9.2.1.46		YES	ignore
Node B communication context ID	M		9.2.1.48	The reserved value "All NBCC" shall not be used.	YES	ignore
Transaction ID	M		9.2.1.62		–	
Active Pattern Sequence Information	M		9.2.2.A		YES	ignore

9.1.61 ERROR INDICATION

IE/Group Name	Presence	Range	IE Type and Reference	Semantics Description	Criticality	Assigned Criticality
Message Discriminator	M		9.2.1.45		–	
Message Type	M		9.2.1.46		YES	ignore
CRNC Communication Context ID	O		9.2.1.18	The reserved value "All CRNCC C" shall not be used.	YES	ignore
Node B Communication Context ID	O		9.2.1.48	The reserved value "All NBCC" shall not be used.	YES	ignore
Transaction ID	M		9.2.1.62		YES	ignore
Cause	C-ifalone		9.2.1.6		YES	ignore
Criticality Diagnostics	C-ifalone		9.2.1.17		YES	ignore

Condition	Explanation
Ifalone	At least either of Cause IE or Criticality Diagnostics IE shall be present.

9.1.62 PHYSICAL SHARED CHANNEL RECONFIGURATION REQUEST [TDD]

IE/Group Name	Presence	Range	IE Type and Reference	Semantic Description	Criticality	Assigned Criticality
Message Discriminator	M		9.2.1.45		-	
Message Type	M		9.2.1.46		YES	reject
Transaction ID	M		9.2.1.62		-	
C-ID	M		9.2.1.9		YES	reject
SFN	O		9.2.1.53A		YES	reject
PDSCH Sets to add		<i>0..<maxnoof PDSCHSets ></i>			GLOBAL	reject

>PDSCH Set ID	M		9.2.3.11		-	
>PDSCH to add Information		1			YES	reject
>>Repetition Period	M		9.2.3.16		-	
>>Repetition Length	M		9.2.3.15		-	
>>TDD Physical Channel Offset	M		9.2.3.20		-	
>>DL Timeslot Information		1 .. <maxnoofDLts>			-	
>>>Time Slot	M		9.2.3.23		-	
>>>Midamble Shift and Burst Type	M		9.2.3.7		-	
>>>TFCI Presence	M		9.2.1.57		-	
>>>DL Code Information		1 .. <maxnoOfPDSCH>			-	
>>>>PDSCH ID	M		9.2.3.10		-	
>>>>TDD Channelisation Code	M		9.2.3.19		-	
PDSCH Sets to Modify		0..<maxnoofPDSCHSets>			GLOBAL	reject
>PDSCH Set ID	M		9.2.3.11		-	
>PDSCH to modify Information		1			YES	reject
>>Repetition Period	O		9.2.3.16		-	
>>Repetition Length	O		9.2.3.15		-	
>>TDD Physical Channel Offset	O		9.2.3.20		-	
>>DL Timeslot Information		0 .. <maxnoofDLts>			-	
>>>Time Slot	M		9.2.3.23		-	
>>>Midamble Shift and Burst Type	O		9.2.3.7		-	
>>>TFCI Presence	O		9.2.1.57		-	
>>>DL Code Information		0 .. <maxnoOfPDSCH>			-	
>>>>PDSCH ID	M		9.2.3.10		-	
>>>>TDD Channelisation Code	M		9.2.3.19		-	
PDSCH Sets to Delete		0..<maxnoofPDSCHSets>			GLOBAL	reject
>PDSCH Set ID	M		9.2.3.11		-	
PUSCH Sets to add		0..<maxnoofPUSCHSets>			GLOBAL	reject
>PUSCH Set ID	M		9.2.3.13		-	
>PUSCH to add Information		1			YES	reject
>>Repetition Period	M		9.2.3.16		-	
>>Repetition Length	M		9.2.3.15		-	
>>TDD Physical Channel Offset	M		9.2.3.20		-	

>>UL Timeslot Information		1 .. <maxnoofULts>			-	
>>>Time Slot	M		9.2.3.23		-	
>>>Midamble Shift and Burst Type	M		9.2.3.7		-	
>>>TFCI Presence	M		9.2.1.57		-	
>>>UL Code Information		1 .. <maxnoOfPUSCH>			-	
>>>>PUSCH ID	M		9.2.3.12		-	
>>>>TDD Channelisation Code	M		9.2.3.19		-	
PUSCH Sets to Modify		0..<maxnoofPUSCHSets>			GLOBAL	reject
>PUSCH Set ID	M		9.2.3.13		-	
>PUSCH to modify Information		1			YES	reject
>>Repetition Period	O		9.2.3.16		-	
>>Repetition Length	O		9.2.3.15		-	
>>TDD Physical Channel Offset	O		9.2.3.20		-	
>>UL Timeslot Information		0 .. <maxnoofULts>			-	
>>>Time Slot	M		9.2.3.23		-	
>>>Midamble Shift and Burst Type	O		9.2.3.7		-	
>>>TFCI Presence	O		9.2.1.57		-	
>>>UL Code Information		0 .. <maxnoOfPDSCH>			-	
>>>>PUSCH ID	M		9.2.3.12		-	
>>>>TDD Channelisation Code	M		9.2.3.19		-	
PUSCH Sets to Delete		0..<maxnoofPUSCHSets>			GLOBAL	reject
>PUSCH Set ID	M		9.2.3.13		-	

Range bound	Explanation
<i>Maxnoof PDSCH Sets</i>	Maximum number of PDSCH Sets in a cell.
<i>Maxnoof PDSCH</i>	Maximum number of PDSCH in a cell.
<i>Maxnoof PUSCH Sets</i>	Maximum number of PUSCH Sets in a cell.
<i>Maxnoof PUSCH</i>	Maximum number of PUSCH in a cell.
<i>MaxnoofDLts</i>	Maximum number of Downlink time slots in a cell
<i>MaxnoofULts</i>	Maximum number of Uplink time slots in a cell

9.1.63 PHYSICAL SHARED CHANNEL RECONFIGURATION RESPONSE [TDD]

IE/Group Name	Presence	Range	IE Type and Reference	Semantic Description	Criticality	Assigned Criticality
Message Discriminator	M		9.2.1.45		-	
Message Type	M		9.2.1.46		YES	reject
Transaction ID	M		9.2.1.62		-	
Criticality Diagnostics	O		9.2.1.17		YES	ignore

9.1.64 PHYSICAL SHARED CHANNEL RECONFIGURATION FAILURE [TDD]

IE/Group Name	Presence	Range	IE Type and Reference	Semantic Description	Criticality	Assigned Criticality
Message Discriminator	M		9.2.1.45		-	
Message Type	M		9.2.1.46		YES	reject
Transaction ID	M		9.2.1.62		-	
CHOICE <i>cause level</i>	M				YES	ignore
> <i>General</i>					-	
>> <i>Cause</i>	M		9.2.1.6		-	
> <i>Set specific</i>					-	
>>Unsuccessful DL Shared channel set		0..<maxnoof PDSCHSets >			EACH	ignore
>>>PDSCH Set ID	M		9.2.3.13		-	
>>>Cause	M		9.2.1.6		YES	ignore
>>Unsuccessful UL Shared channel set		0..<maxnoof PUSCHSets >			EACH	ignore
>>>PUSCH Set ID	M		9.2.3.13		-	
>>>Cause	M		9.2.1.6		-	
Criticality Diagnostics	O		9.2.1.17		YES	ignore

Range bound	Explanation
<i>Maxnoof PDSCH Sets</i>	Maximum number of PDSCH Sets in a cell.
<i>Maxnoof PUSCH Sets</i>	Maximum number of PUSCH Sets in a cell.

9.1.65 RESET REQUEST

IE/Group Name	Presence	Range	IE type and reference	Semantic Description	Criticality	Assigned Criticality
Message Discriminator	M		9.2.1.45		-	
Message Type	M		9.2.1.46		YES	reject
Transaction ID	M		9.2.1.62		-	

CHOICE <i>Reset Indicator</i>	M				YES	ignore
> <i>CommunicationContext</i>					–	
>> Communication Context Information		1..< <i>maxCommunicationContext</i> >			EACH	reject
>>>CHOICE <i>Communication Context Type</i>	M				–	
>>>>CRNC <i>Communication Context</i>					–	
>>>>>CRNC <i>Communication Context ID</i>	M		9.2.1.18		–	
>>>>Node B <i>Communication Context</i>					–	
>>>>>Node B <i>Communication Context ID</i>	M		9.2.1.48		–	
> <i>CommunicationControl Port</i>					–	
>> Communication Control Port Information		1..< <i>maxCCPinNodeB</i> >			EACH	reject
>>>Communication <i>Control Port ID</i>	M		9.2.1.15		–	
>Node B			NULL		–	

Range bound	Explanation
<i>maxCommunicationContext</i>	Maximum number of communication contexts that can exist in the Node-B
<i>maxCCPinNodeB</i>	Maximum number of communication control ports that can exist in the Node B

9.1.66 RESET RESPONSE

IE/Group Name	Presence	Range	IE type and reference	Semantics description	Criticality	Assigned Criticality
Message Discriminator	M		9.2.1.45		–	
Message Type	M		9.2.1.46		YES	reject
Transaction ID	M		9.2.1.62		–	
Criticality Diagnostics	O		9.2.1.17		YES	ignore

9.1.67 DL POWER TIMESLOT CONTROL REQUEST [TDD]

IE/Group Name	Presence	Range	IE type and reference	Semantics description	Criticality	Assigned Criticality
Message Discriminator	M		9.2.1.45		–	
Message Type	M		9.2.1.46		YES	ignore
Node B Communication Context ID	M		9.2.1.48	The reserved value "All NBCC" shall not be used.	YES	ignore
Transaction ID	M		9.2.1.62		–	
DL Time Slot ISCP Info	M		9.2.3.4F		YES	ignore

9.1.68 RADIO LINK PREEMPTION REQUIRED INDICATION

IE/Group Name	Presence	Range	IE type and reference	Semantics description	Criticality	Assigned Criticality
Message Type	M		9.2.1.46		YES	ignore
Transaction ID	M		9.2.1.62		–	
CRNC Communication Context ID	M		9.2.1.18		YES	ignore
RL Information		<i>0..<maxno ofRLs></i>			EACH	ignore
>RL ID	M		9.2.1.53		–	

Range bound	Explanation
MaxnoofRLs	Maximum number of radio links for one UE

9.2 Information Element Functional Definition and Contents

9.2.0 General

Subclause 9.2 presents the NBAP IE definitions in tabular format. The corresponding ASN.1 definition is presented in Subclause 9.3. In case there is contradiction between the tabular format in Subclause 9.2 and the ASN.1 definition, the ASN.1 shall take precedence, except for the definition of conditions for the presence of conditional elements, where the tabular format shall take precedence.

9.2.1 Common parameters

9.2.1.1 Add/Delete Indicator

The add/delete indicator shall notify the RNC whether the associated resource has been added to or removed from the Node B.

IE/Group Name	Presence	Range	IE type and reference	Semantics description
Add/Delete Indicator			ENUMERATED(Add, Delete)	

9.2.1.1A Allocation/Retention Priority

This parameter indicates the priority level in the allocation and retention of Node B internal resources. See Annex A.

IE/Group Name	Presence	Range	IE type and reference	Semantics description
Priority Level	M		INTEGER (0..15)	This IE indicates the priority of the request. 0 = spare. 1 = highest priority. . . . 14 = Lowest priority. 15= not used.
Pre-emption Capability	M		ENUMERATED (shall not trigger pre-emption, may trigger pre-emption)	
Pre-emption Vulnerability	M		ENUMERATED (not pre-emptable, pre-emptable)	

9.2.1.2 Availability Status

The availability status is used to indicate more detailed information of the availability of the resource. In accordance with ref. [6], following values are defined. If the value of this attribute is an empty set, this implies that none of the status conditions described in ref. [6] are present.

IE/Group Name	Presence	Range	IE type and reference	Semantics description
Availability Status			ENUMERATED (empty, in test, failed, power off, off line, off duty, dependency, degraded, not installed, log full, ...)	

9.2.1.3 BCCH Modification Time

Indicates the time after which the new system information shall be applied on BCCH.

IE/Group Name	Presence	Range	IE type and reference	Semantics description
BCCH Modification Time			Integer (0..511)	All SFN values in which MIB may be mapped are allowed. The tabular description is presented in [18].

9.2.1.4 Binding ID

The Binding ID is the identifier of a user data stream. It is allocated at Node B and it is unique for each transport bearer under establishment to/from the Node B.

IE/Group Name	Presence	Range	IE type and reference	Semantics description
Binding ID			Octetstring (1..4,...)	

9.2.1.5 Blocking Priority Indicator

The Blocking priority indicator shall indicate the immediacy with which a resource should be blocked from use. The following priority classes shall be supported in the Blocking priority indicator.

IE/Group Name	Presence	Range	IE type and reference	Semantics description
Blocking Priority Indicator			ENUMERATED(High, Normal, Low,...)	High priority: Block resource immediately. Normal priority: Block resource when idle or upon timer expiry. Low priority: Block resource when idle.

9.2.1.6 Cause

IE/Group Name	Presence	Range	IE type and reference	Semantics description
CHOICE <i>Cause group</i>				
> <i>Radio Network Layer</i>				
>Radio Network Layer Cause	M		Enumerated (unknown C-ID, Cell not available, Power level not supported, DL radio resources not available, UL radio resources not available, RL Already Activated/allocated, Node B Resources Unavailable, Measurement not supported for the object, Combining Resources not available, Requested configuration not supported, Synchronization failure, Priority transport channel established, SIB Origination in Node B not Supported, Requested Tx Diversity Mode not supported, Unspecified, BCCH scheduling error, Measurement Temporarily not Available, Invalid CM Setting, Reconfiguration CFN not elapsed, Number of DL codes not supported, S-CPICH not supported, Combining not supported, UL SF not supported, DL SF not supported, Common Transport Channel Type not supported, Dedicated Transport Channel Type not supported, Downlink Shared Channel Type not supported, Uplink Shared Channel Type not supported, CM not supported, Tx diversity no longer supported, Unknown Local Cell ID, ..., Number of UL codes not supported)	
> <i>Transport Layer</i>				
>Transport Layer Cause	M		Enumerated (Transport resource unavailable, Unspecified, ...)	
> <i>Protocol</i>				
>Protocol Cause			Enumerated (Transfer syntax error, Abstract syntax error (reject),	

			Abstract syntax error (ignore and notify), Message not compatible with receiver state, Semantic error, Unspecified, Abstract syntax error (falsely constructed message), ...)	
>Misc				
>Miscellaneous Cause	M		Enumerated (Control processing overload Hardware failure, O&M intervention, Not enough user plane processing resources, Unspecified, ...)	

The meaning of the different cause values is described in the following table. In general, "not supported" cause values indicate that the concerning capability is missing. On the other hand, "not available" cause values indicate that the concerning capability is present, but insufficient resources were available to perform the requested action.

Radio Network Layer cause	Meaning
BCCH scheduling error	The Node B has detected an illegal BCCH schedule update (see subclause 8.2.16.3)
Cell not Available,	The concerning cell or local cell is not available
Combining not supported	The Node B does not support RL combining for the concerning cells
Combining Resources Not Available	The value of the received <i>Diversity Control Field</i> IE was set to 'Must', but the Node B cannot perform the requested combining
CM not supported	The concerning cell(s) do not support Compressed Mode
Common Transport Channel Type not supported	The concerning cell(s) do not support the RACH and/or FACH and/or CPCH Common Transport Channel Type
Dedicated Transport Channel Type not supported	The concerning cell(s) do not support the Dedicated Transport Channel Type
DL Radio Resources not Available	The Node B does not have sufficient DL radio resources available
DL SF not supported	The concerning cell(s) do not support the requested DL SF
DL Shared Channel Type not supported	The concerning cell(s) do not support the Downlink Shared Channel Type
Invalid CM Settings	The concerning cell(s) consider the requested Compressed Mode settings invalid
Measurement not Supported For The Object	At least one of the concerning cell(s) does not support the requested measurement on the concerning object type
Measurement Temporarily not Available	The Node B can temporarily not provide the requested measurement value
Node B resources unavailable	The Node B does not have sufficient resources available
Number of DL codes not supported	The concerning cell(s) do not support the requested number of DL codes
Number of UL codes not supported	The concerning cell(s) do not support the requested number of UL codes
Power Level not Supported	A DL power level was requested which the concerning cell(s) do not support
Priority transport channel established	The CRNC cannot perform the requested blocking since a transport channel with a high priority is present
Reconfiguration CFN not elapsed	The requested action cannot be performed due to that a COMMIT message was received previously, but the concerning CFN has not yet elapsed
Requested Configuration not Supported	The concerning cell(s) do not support the requested configuration i.e. power levels, Transport Formats, physical channel parameters
Requested Tx Diversity mode not supported	The concerning cell(s) do not support the requested transmit diversity mode

RL already Activated/ allocated	The Node B has already allocated an RL with the requested RL-id for this UE context
S-CPICH not supported	The concerning cell(s) do not support S-CPICH
SIB Origination in Node B not Supported	The Node B does not support the origination of the requested SIB for the concerning cell
Synchronisation Failure	Loss of UL Uu synchronisation
Tx diversity no longer supported	Tx diversity can no longer be supported in the concerning cell.
UL Radio Resources not Available	The Node B does not have sufficient UL radio resources available
UL SF not supported	The concerning cell(s) do not support the requested minimum UL SF
UL Shared Channel Type not supported	The concerning cell(s) do not support the Uplink Shared Channel Type
Unknown C-ID	The Node B is not aware of a cell with the provided C-ID
Unknown Local Cell ID	The Node B is not aware of a local cell with the provided Local Cell ID
Unspecified	Sent when none of the above cause values applies but still the cause is Radio Network layer related

Transport Network Layer cause	Meaning
Transport resource unavailable	The required transport resources are not available
Unspecified	Sent when none of the above cause values applies but still the cause is Transport Network layer related

Protocol cause	Meaning
Abstract Syntax Error (Reject)	The received message included an abstract syntax error and the concerning criticality indicated "reject" (see subclause 10.3)
Abstract Syntax Error (Ignore and Notify)	The received message included an abstract syntax error and the concerning criticality indicated "ignore and notify" (see subclause 10.3)
Abstract syntax error (falsely constructed message)	The received message contained IEs in wrong order or with too many occurrences (see subclause 10.3)
Message not Compatible with Receiver State	The received message was not compatible with the receiver state (see subclause 10.4)
Semantic Error	The received message included a semantic error (see subclause 10.4)
Transfer Syntax Error	The received message included a transfer syntax error (see subclause 10.2)
Unspecified	Sent when none of the above cause values applies but still the cause is protocol related

Miscellaneous cause	Meaning
Control Processing Overload	Node B control processing overload
Hardware Failure	Node B hardware failure
Not enough User Plane Processing Resources	Node B has insufficient user plane processing resources available
O&M Intervention	Operation and Maintenance intervention related to Node B equipment
Unspecified	Sent when none of the above cause values applies and the cause is not related to any of the categories Radio Network Layer, Transport Network Layer or Protocol

9.2.1.7 CFN

Connection Frame Number for the radio connection, see ref. [17].

IE/Group Name	Presence	Range	IE type and reference	Semantics description
CFN			Integer (0..255)	

9.2.1.8 CFN Offset

Void

9.2.1.9 C-ID

The C-ID (Cell identifier) is the identifier of a cell in one RNC.

IE/Group Name	Presence	Range	IE type and reference	Semantics description
C-ID			INTEGER (0...65535)	

9.2.1.9A Common Channels Capacity Consumption Law

The capacity consumption law indicates the CRNC how the Capacity Credit is consumed by NBAP set of procedures, depending on the allocated Spreading Factor. [FDD- For the PRACH, the reference spreading factor shall be the minimum possible spreading factor amongst the ones defined by the 'RACH slot format' IE(s) in the Common Transport Channel Setup or Reconfiguration procedures. For the PCPCH, the reference spreading factor shall be the minimum spreading factor computed from the TFCS as described in [8].]

This capacity consumption law indicates the consumption law to be used with the following procedures :

- Common Transport Channel Setup
- Common Transport Channel Deletion

For the Common Transport Channel Setup procedure, the cost given in the consumption law shall be debited from the Capacity Credit, whereas it shall be credited to the Capacity Credit for the Common Transport Channel Deletion one.

If the modelling of the internal resource capability of the Node B is modelled independently for the Uplink and Downlink, the "DL cost" shall be applied to the "DL or Global Capacity Credit" and the "UL Cost" shall be applied to the "UL Capacity Credit". If it is modelled as shared resources, both the "DL cost" and the "UL cost" shall be applied to the "DL or Global Capacity Credit".

[FDD- When the Common Transport Channel Setup or Deletion procedures are used, the Capacity Credit shall be updated considering all physical channels related in these procedures (S-CCPCH, PICH, PRACH, AICH, PCPCH, CD/CA-ICH and AP-AICH), i.e. one cost shall be credited to or debited from the Capacity Credit per physical channel.]

[FDD- The costs given in the consumption law are the costs per channelization code. When multiple channelization codes are used by a physical channel, the cost credited to or debited from the Capacity Credit for this physical channel shall be taken as N times the cost given in the consumption law, where N is the number of channelization codes.]

[TDD - When the Common Transport Channel Setup, or Deletion procedures are used, the Capacity Credit shall be updated considering all physical channels related in these procedures (S-CCPCH, PICH, PRACH), i.e. one cost shall be credited to or debited from the Capacity Credit per physical channel.]

IE/Group Name	Presence	Range	IE type and reference	Semantics description
SF allocation law		<MaxNumberOfS F>		[FDD - For each SF, cost of its allocation: the first instance corresponds to SF = 4, the second to SF = 8, the third to SF = 16 and so on.] [TDD – For each SF, cost of its allocation: the first instance corresponds to SF = 1, the second to SF = 2, the third to SF = 4 and so on.]
>DL cost	M		INTEGER (0..65535)	
>UL cost	M		INTEGER (0..65535)	

Range bound	Explanation
<i>MaxNumberOfSF</i>	Maximum number of Spreading Factors

9.2.1.10 Common Measurement Object Type

The Common Measurement Object type indicates the type of object that the measurement is to be performed on.

IE/Group Name	Presence	Range	IE Type and Reference	Semantics Description
Common Measurement Object Type			ENUMERATED (CELL, RACH, CPCH,...)	

9.2.1.11 Common Measurement Type

The Common Measurement Type identifies which measurement that shall be performed.

IE/Group Name	Presence	Range	IE Type and Reference	Semantics Description
Common Measurement Type			ENUMERATED (Received total wide band power, Transmitted Carrier Power, Acknowledged PRACH preambles, UL Timeslot ISCP, Acknowledged PCPCH Access Preambles, Detected PCPCH Access Preambles, ...)	UL Timeslot ISCP is used by TDD only, Acknowledged PRACH preambles, Acknowledged PCPCH Access Preambles, Detected PCPCH Access Preambles are used by FDD only

9.2.1.12 Common Measurement Value

The Common Measurement Value shall be the most recent value for this measurement, for which the reporting criteria were met.

IE/Group Name	Presence	Range	IE Type and Reference	Semantics Description
Transmitted Carrier Power Value	C <i>MeasValue</i>		INTEGER(0..100)	According to mapping in [22] and [23]
Received total wide band power Value	C <i>MeasValue</i>		INTEGER(0..621)	According to mapping in [22] and [23]
Acknowledged PRACH Preamble Value [FDD only]	C <i>MeasValue</i>		INTEGER(0..240, ...)	According to mapping in [22]
UL Timeslot ISCP [TDD only]	C <i>MeasValue</i>		INTEGER(0..127)	According to mapping in [23]
Acknowledged PCPCH Access Preambles [FDD only]	C <i>MeasValue</i>		INTEGER(0..15,...)	According to mapping in [22]
Detected PCPCH Access Preambles [FDD only]	C <i>MeasValue</i>		INTEGER(0..240,...)	According to mapping in [22]

Condition	Explanation
<i>MeasValue</i>	Only one measurement value can be present at the same time.

9.2.1.12A Common Measurement Value Information

The *Common Measurement Value Information* IE provides information both on whether or not the Common Measurement Value is provided in the message or not and if provided also the Common Measurement Value itself.

IE/Group Name	Presence	Range	IE Type and Reference	Semantics Description	Criticality	Assigned Criticality
CHOICE <i>Measurement Availability Indicator</i>	M				–	
> <i>Measurement Available</i>					–	
>>Common Measurement value	M		9.2.1.12		–	
> <i>Measurement not Available</i>			NULL		–	

9.2.1.13 Common Physical Channel ID

Common Physical Channel ID is the unique identifier for one common physical channel within a cell.

IE/Group Name	Presence	Range	IE type and reference	Semantics description
Common Physical Channel ID			Integer(0..255)	

9.2.1.13A Common Physical Channel Status Information

IE/Group Name	Presence	Range	IE Type and Reference	Semantics Description	Criticality	Assigned Criticality
Common Physical Channel ID	M		9.2.1.13		–	
Resource Operational State	M		9.2.1.52		–	
Availability Status	M		9.2.1.2		–	

9.2.1.14 Common Transport Channel ID

Common Transport Channel ID is the unique identifier for one common transport channel within a cell.

IE/Group Name	Presence	Range	IE type and reference	Semantics description
Common Transport Channel ID			Integer(0..255)	

9.2.1.14A Common Transport Channel Information Response

The *Common Transport Channel Information Response* IE provides information for Common Transport Channels that have been established or modified.

IE/Group Name	Presence	Range	IE Type and Reference	Semantics Description	Criticality	Assigned Criticality
Common Transport Channel ID	M		9.2.1.14		–	
Binding ID	O		9.2.1.4		–	
Transport Layer Address	O		9.2.1.63		–	

9.2.1.14B Common Transport Channel Status Information

IE/Group Name	Presence	Range	IE Type and Reference	Semantics Description	Criticality	Assigned Criticality
Common Transport Channel ID	M		9.2.1.14		–	
Resource Operational State	M		9.2.1.52		–	
Availability Status	M		9.2.1.2		–	

9.2.1.15 Communication Control Port ID

A Communication Control Port corresponds to one signalling bearer between the RNC and Node B for the control of Node B Communication Contexts. Node B may have multiple Communication Control Ports (one per Traffic Termination Point). The Communication Control Port is selected at creation of the Node B Communication Context. The Communication Control Port ID is the identifier of the Communication Control Port.

IE/Group Name	Presence	Range	IE type and reference	Semantics description
Communication Control Port ID			INTEGER (0..65535)	

9.2.1.16 Configuration Generation ID

The Configuration Generation ID describes the generation of the configuration of logical resources in a cell.

IE/Group Name	Presence	Range	IE type and reference	Semantics description
Configuration Generation ID			Integer(0..255)	Value '0' means "No configuration". At possible wraparound of the ID counter in CRNC the value '0' shall not be used.

9.2.1.17 Criticality Diagnostics

The *Criticality Diagnostics* IE is sent by a Node B or the CRNC when parts of a received message have not been comprehended or are missing. It contains information about which IE was not comprehended or is missing.

IE/Group Name	Presence	Range	IE type and reference	Semantics description
Procedure ID		0..1		Procedure ID is to be used if Criticality Diagnostics is part of Error Indication procedure, and not within the response message of the same procedure that caused the error
>Procedure Code	M		INTEGER (0..255)	
>Ddmode	M		ENUMERATED (FDD, TDD, Common)	Common = common to FDD and TDD.
Triggering Message	O		ENUMERATED (initiating message, successful outcome, unsuccessful outcome)	The Triggering Message is used only if the Criticality Diagnostics is part of Error Indication.
Procedure Criticality	O		ENUMERATED (reject, ignore, notify)	This Procedure Criticality is used for reporting the Criticality of the Triggering message (Procedure). The value 'ignore' shall never be used.
Transaction ID	O		Transaction ID 9.2.1.62	
Information Element Criticality Diagnostics		0 to <maxnoof errors>		
>IE Criticality	M		ENUMERATED (reject, ignore, notify)	The IE Criticality is used for reporting the criticality of the triggering IE. The value 'ignore' shall never be used.
>IE ID	M		INTEGER (0..65535)	The IE ID of the not understood or missing IE
>Repetition Number	O		INTEGER (1..256)	The repetition number of the not understood IE within the bottom most repetition level identified by the message structure IE, if applicable
>Message Structure	O		9.2.1.45A	

Range bound	Explanation
<i>Maxnooferrors</i>	Maximum no. of IE errors allowed to be reported with a single message.

9.2.1.18 CRNC Communication Context ID

The CRNC Communication Context ID is the identifier of the Communication Context in the CRNC.

IE/Group Name	Presence	Range	IE type and reference	Semantics description
CRNC Communication Context ID			INTEGER (0..2 ²⁰ -1)	2 ²⁰ -1 is reserved value to indicate all the CRNC communication contexts that can be reached by the communication control port (All CRNCCC).

9.2.1.19 DCH Combination Indicator

Void

9.2.1.20 DCH ID

The DCH ID is the identifier of an active dedicated transport channel. It is unique for each active DCH among the active DCHs simultaneously allocated for the same UE.

IE/Group Name	Presence	Range	IE type and reference	Semantics description
DCH ID			INTEGER (0..255)	

9.2.1.20A Dedicated Channels Capacity Consumption Law

The capacity consumption law indicates the CRNC how the Capacity Credit is consumed by NBAP set of procedures, depending on the [FDD - allocated Spreading Factor and the RL/RLS situation] [TDD – allocated Spreading Factor on each DPCH and the assigned timeslot]. [FDD- In uplink, the reference spreading factor shall be the minimum spreading factor signalled in the Radio Link Setup Request message (*Min UL Channelisation Code length* IE).].

This capacity consumption law indicates the consumption law to be used with the following procedures:

- Radio Link Setup
- Radio Link Addition
- Radio Link Reconfiguration
- Radio Link Deletion
- [TDD - Physical Shared Channel Reconfiguration]

For the Radio Link Setup and Radio Link Addition procedures, the cost given in the consumption law shall be debited from the Capacity Credit, whereas it shall be credited to the Capacity Credit for the Radio Link Deletion procedure. For the Radio Link Reconfiguration procedure, the difference of the consumption cost for the new spreading factor and the consumption cost for the old spreading factor shall be debited from the Capacity Credit (or credited when this difference is negative).

If the modelling of the internal resource capability of the Node B is modelled independently for the Uplink and Downlink, the DL cost shall be applied to the DL or Global Capacity Credit and the UL Cost shall be applied to the UL Capacity Credit. If it is modelled as shared resources, both the DL costs" and the UL costs shall be applied to the DL or Global Capacity Credit.

[FDD - For a Radio Link creating a Radio Link Set (first RL of a RLS), the cost for the RL (cost 2) and RLS (cost 1) shall be taken into account. When adding a Radio Link to a Radio Link Set, only the RL cost (cost 2) shall be taken into account.

In the case of multiple Radio Links are established in one procedure, for every created Radio Link Set the first Radio Link is always the Radio Link with the lowest repetition number.]

[FDD- When a PDSCH is allocated in the Radio Link Setup procedure, the processing cost associated to this PDSCH, equal to the DL cost RL, shall be debited from the Capacity Credit, in addition to the processing cost of the radio links. In a similar way, this cost shall be credited to the Capacity Credit, when a PDSCH is deleted and the difference between the new cost and the old cost shall be debited from the Capacity Credit (or credited if this difference is negative) when a PDSCH is reconfigured.]

[FDD- The costs given in the consumption law are the costs per channelization code. When multiple channelization codes are used by either the radio links or the PDSCH, the cost credited to or debited from the Capacity Credit shall be taken as N times the cost for one code, where N is the number of channelization codes.]

[TDD –The cost for a radio link is a sum of the costs for each DPCH. For the first DPCH assigned to any user in a cell within a timeslot, the initial cost for a DPCH in a timeslot (cost 1) and the cost for a DPCH (cost 2) shall be taken into account. For any DPCH that is not the first DPCH assigned for any user in a cell within a timeslot, only the cost for a DPCH (cost 2) shall be taken into account.

[TDD – The cost for shared channels is a sum of the costs for each PDSCH and PUSCH assigned to a PUSCH or PDSCH set. For the first PDSCH or PUSCH assigned to any user in a cell within a timeslot, the initial cost for a PDSCH/PUSCH in a timeslot (cost 1) and the cost for a PDSCH/PUSCH (cost 2) shall be taken into account. For any PDSCH/PUSCH that is not the first PDSCH/PUSCH assigned to any user in a cell within a timeslot, only the cost for a PDSCH/PUSCH (cost 2) shall be taken into account.

[TDD - In case of Physical Shared Channel Reconfiguration, the sum of the consumption cost of the each PDSCH/PUSCH of the previous configuration shall be credited to the capacity credit, and the sum of the consumption cost of each PDSCH/PUSCH of the new configuration shall be subtracted from the capacity credit.]

IE/Group Name	Presence	Range	IE type and reference	Semantics description
SF allocation law		1..<MaxNumberOf SF>		[FDD - For each SF, cost of its allocation: the first instance corresponds to SF = 4, the second to SF = 8, the third to SF = 16 and so on.] [TDD – For each SF, cost of its allocation: the first instance corresponds to SF = 1, the second to SF = 2, the third to SF = 4 and so on.]
>DL cost 1	M		INTEGER (0..65535)	[FDD – This is the cost of a RLS,] [TDD – This is the additional cost of the first DPCH/PDSCH/PUSCH assigned to any user in a cell within a timeslot.]
>DL cost 2	M		INTEGER (0..65535)	[FDD – This is the cost of a RL,] [TDD – This is the cost of a DPCH/PDSCH/PUSCH]
>UL cost 1	M		INTEGER (0..65535)	FDD – This is the cost of a RLS, [TDD – This is the additional cost of the first DPCH/PDSCH/PUSCH assigned to any user in a cell within a timeslot.]
>UL cost 2	M		INTEGER (0..65535)	[FDD – This is the cost of a RL,] [TDD – This is the cost of a DPCH/PDSCH/PUSCH.]

Range bound	Explanation
<i>MaxNumberOfSF</i>	Maximum number of Spreading Factors

9.2.1.20B DL or Global Capacity Credit

The capacity credit indicates to the CRNC the Downlink or global capacity of a Local Cell or a Local Cell Group.

IE/Group Name	Presence	Range	IE type and reference	Semantics description
DL or Global Capacity Credit			INTEGER (0..65535)	

9.2.1.20C DCH Information Response

The *DCH Information Response* IE provides information for DCHs that have been established or modified.

IE/Group Name	Presence	Range	IE type and reference	Semantics descriptions	Criticality	Assigned Criticality
DCH Information Response		<i>1 to <maxnoofDC Hs></i>		Only one DCH per set of coordinated DCH shall be included	–	
>DCH ID	M		9.2.1.20		–	
>Binding ID	O		9.2.1.4		–	
>Transport Layer Address	O		9.2.1.63		–	

Range bound	Explanation
<i>MaxnoofDCHs</i>	Maximum number of DCH per UE.

9.2.1.21 DL Power

The DL Power IE indicates a power level relative to the [FDD-primary CPICH power] [TDD-primary CCPCH power] configured in a cell [FDD-If referred to a DPCH, it indicates the power of the DPDCH symbols].

IE/Group Name	Presence	Range	IE type and reference	Semantics description
DL Power			Enumerated(-35..+15dB)	Step 0.1dB

9.2.1.22 Dedicated Measurement Object Type

The Dedicated Measurement Object type indicates the type of object that the measurement is to be performed on.

IE/Group Name	Presence	Range	IE Type and Reference	Semantics Description
Dedicated Measurement Object Type			ENUMERATED (RL, RLS, ALL RL, ALL RLS,...)	

9.2.1.23 Dedicated Measurement Type

The Dedicated Measurement Type identifies the type of measurement that shall be performed.

IE/Group Name	Presence	Range	IE Type and Reference	Semantics Description
Dedicated Measurement Type			ENUMERATED (SIR, SIR Error, Transmitted Code Power, RSCP, Rx Timing Deviation, Round Trip Time,...)	RSCP, Rx Timing Deviation are used by TDD only, Round Trip Time, SIR Error are used by FDD only.

Note: For definitions of the measurement types refer to [4] and [5].

9.2.1.24 Dedicated Measurement Value

The Dedicated Measurement Value shall be the most recent value for this measurement, for which the reporting criteria were met.

IE/Group Name	Presence	Range	IE Type and Reference	Semantics Description
SIR value	C <i>MeasValue</i>		INTEGER(0..63)	According to mapping in [22] and [23]
SIR error Value	C <i>MeasValue</i>		INTEGER(0..125)	According to mapping in [22], [FDD only]
Transmitted Code Power Value	C <i>MeasValue</i>		INTEGER(0..127)	According to mapping in [22] and [23]
RSCP	C <i>MeasValue</i>		INTEGER(0..127)	According to mapping in [23], [TDD only]
Rx Timing Deviation	C <i>MeasValue</i>		INTEGER(0..8191)	According to mapping in [23], [TDD only]
Round Trip Time	C <i>MeasValue</i>		INTEGER(0..32767)	According to mapping in [22], [FDD only]

Condition	Explanation
<i>MeasValue</i>	Only one measurement value can be present at the same time.

9.2.1.24A Dedicated Measurement Value Information

The *Dedicated Measurement Value Information* IE provides information both on whether or not the Dedicated Measurement Value is provided in the message or not and if provided also the Dedicated Measurement Value itself.

IE/Group Name	Presence	Range	IE Type and Reference	Semantics Description	Criticality	Assigned Criticality
CHOICE <i>Measurement Availability Indicator</i>	M				–	
> <i>Measurement Available</i>					–	
>>Dedicated Measurement Value	M		9.2.1.24		–	
>>CFN	O		9.2.1.7	Dedicated Measurement Time Reference	–	
> <i>Measurement not Available</i>			NULL		–	

9.2.1.25 Diversity Control Field

The Diversity Control Field indicates if the current RL may, must or must not be combined with the already existing RLs.

IE/Group Name	Presence	Range	IE type and reference	Semantics description
Diversity Control Field			ENUMERATED(May, Must, Must not)	

9.2.1.26 Diversity Indication

The Diversity Indication indicates if the RL has been or has not been combined with another RL.

IE/Group Name	Presence	Range	IE type and reference	Semantics description
Diversity Indication			ENUMERATED(Combined, not combined)	

9.2.1.27 DSCH ID

The DSCH ID uniquely identifies a DSCH within a Node B Communication Context.

IE/Group Name	Presence	Range	IE type and reference	Semantics description
DSCH ID			INTEGER(0..255)	

9.2.1.27A DSCH Information Response

The *DSCH Information Response* IE provides information for DSCHs that have been established or modified.

IE/Group Name	Presence	Range	IE type and reference	Semantics descriptions	Criticality	Assigned Criticality
DSCH Information Response		1 to <Numof DSCH>			–	
>DSCH ID	M		9.2.1.27		–	
>Binding ID	O		9.2.1.4		–	
>Transport Layer Address	O		9.2.1.63		–	

Range bound	Explanation
MaxnoofDSCHs	Maximum number of DSCHs for one UE.

9.2.1.28 DSCH Transport Format Set

Void

9.2.1.29 DSCH Transport Format Combination Set

Void

9.2.1.29A End Of Audit Sequence Indicator

Indicates if the AUDIT RESPONSE message ends an audit sequence or not.

IE/Group Name	Presence	Range	IE type and reference	Semantics description
End Of Audit Sequence Indicator			ENUMERATED(end of audit sequence, not end of audit sequence)	End of audit sequence = all audit information has been provided by the Node B; Not end of audit sequence = more audit information is available;

9.2.1.29B FN reporting indicator

Frame Number reporting indicator.

Indicates if the SFN or CFN shall be included together with the reported measurement value.

IE/Group Name	Presence	Range	IE type and reference	Semantics description
FN reporting indicator			ENUMERATED(FN Reporting Required, FN Reporting Not Required)	

9.2.1.30 Frame Handling Priority

This parameter indicates the priority level to be used during the lifetime of the DCH/DSCH for temporary restriction of the allocated resources due overload reason.

IE/Group Name	Presence	Range	IE type and reference	Semantics description
Frame Handling Priority			INTEGER (0..15)	0=lower priority, 15=higher priority

9.2.1.31 Frame Offset

Frame Offset is the required offset between the dedicated channel downlink transmission frames (CFN, Connection Frame Number) and the broadcast channel frame offset (Cell Frame Number). The Frame_offset is used in the translation between Connection Frame Number (CFN) on Iub/Iur and least significant 8 bits of SFN (System Frame Number) on Uu. The Frame Offset is UE and cell specific.

IE/Group Name	Presence	Range	IE type and reference	Semantics description
Frame Offset			INTEGER (0..255)	Frames

9.2.1.31A IB_OC_ID

The IB OC ID identifies the occurrence of a specific Information Block.

IE/Group Name	Presence	Range	IE type and reference	Semantics description
IB_OC_ID			INTEGER (1..16)	

9.2.1.32 IB_SG_DATA

Segment as defined in ref. [18].

IE/Group Name	Presence	Range	IE type and reference	Semantics description
IB_SG_DATA			Bit String	Contains "SIB data fixed" or "SIB data variable" in segment as encoded in ref. [18].

9.2.1.33 IB_SG_POS

First position of an Information Block segment in the SFN cycle ($IB_SG_POS < IB_SG_REP$).

IE/Group Name	Presence	Range	IE type and reference	Semantics description
IB_SG_POS			INTEGER (0.. 4094)	Only even positions allowed. See ref. [18]

9.2.1.34 IB_SG_REP

Repetition distance for an Information Block segment. The segment shall be transmitted when $SFN \bmod IB_SG_REP = IB_SG_POS$.

IE/Group Name	Presence	Range	IE type and reference	Semantics description
IB_SG_REP			ENUMERATED (4, 8, 16, 32, 64, 128, 256, 512, 1024, 2048, 4096)	Repetition period for the IB segment in frames

9.2.1.35 IB Type

The IB Type identifies a specific system information block.

IE/Group Name	Presence	Range	IE type and reference	Semantics description
IB Type			Enumerated (MIB, SB1, SB2, SIB1, SIB2, SIB3, SIB4, SIB5, SIB6, SIB7, SIB8, SIB9, SIB10, SIB11, SIB12, SIB13, SIB13.1, SIB13.2, SIB13.3, SIB13.4, SIB14, SIB15, SIB15.1, SIB15.2, SIB15.3, SIB16, ..., SIB17)	

9.2.1.36 Indication Type

The indication type shall indicate the category of a failure with respect to its impact on the logical resources supported at Node B.

IE/Group Name	Presence	Range	IE type and reference	Semantics description
Indication Type			ENUMERATED (No Failure, Service Impacting, ...)	Service Impacting – The failure has impacted on the logical resources supported at Node B.

9.2.1.37 Limited Power Increase

Void.

9.2.1.37A Local Cell Group ID

The Local Cell Group ID represents resources in the Node B, which has been pooled from a capacity point of view.

IE/Group Name	Presence	Range	IE type and reference	Semantics description
Local Cell Group ID			Local Cell ID 9.2.1.38	

9.2.1.38 Local Cell ID

The local cell ID represents resources in Node B that can be used for the configuration of a cell.

IE/Group Name	Presence	Range	IE Type and Reference	Semantics Description
Local Cell ID			INTEGER(0 ...26843545 5)	

9.2.1.39 Maximum DL Power Capability

This parameter indicates the maximum DL power capability for a local cell within Node B. The reference point is the antenna connector.

IE/Group Name	Presence	Range	IE type and reference	Semantics description
Maximum DL Power Capability			ENUMERATED(0...500)	dBm, granularity 0.1 dB 0: 0 dBm 1: 0.1 dBm ... 499: 49.9 dBm 500: 50.0 dBm

9.2.1.40 Maximum Transmission Power

Maximum Transmission Power is maximum power for all downlink channels added together, that is allowed to be used simultaneously in a cell. The reference point is the antenna connector.

IE/Group Name	Presence	Range	IE Type and Reference	Semantics Description
Maximum transmission Power			ENUMERATED(0,..500)	Unit dBm Granularity 0.1 dB 0: 0 dBm 1: 0.1 dBm ... 499: 49.9 dBm 500: 50.0 dBm

9.2.1.40A Measurement Availability Indicator

Indicates if measurement is available or not.

IE/Group Name	Presence	Range	IE type and reference	Semantics description
Measurement Availability Indicator			ENUMERATED(measurement available, measurement not available)	

9.2.1.41 Measurement Filter Coefficient

The Measurement Filter Coefficient determines the amount of filtering to be applied for measurements.

IE/Group Name	Presence	Range	IE type and reference	Semantics description
Measurement Filter Coefficient			ENUMERATED (0, 1, 2, 3, 4, 5, 6, 7, 8, 9, 11, 13, 15, 17, 19)	

9.2.1.42 Measurement ID

The Measurement ID uniquely identifies any measurement per (Node B- or communication) control port.

IE/Group Name	Presence	Range	IE Type and Reference	Semantics Description
Measurement ID			Integer(0 .. 2 ²⁰ -1)	

9.2.1.43 Measurement Increase/Decrease Threshold

The Measurement Increase/Decrease Threshold defines the threshold that shall trigger Event C or D.

Information Element / Group Name	Presence	Range	IE Type and Reference	Semantics Description
Received total wide band power	<i>C – Threshold</i>		INTEGER(0..620)	0: 0 dB 1: 0.1 dB 2: 0.2 dB ... 620: 62dB
Transmitted Carrier Power	<i>C – Threshold</i>		INTEGER(0..100)	According to mapping in [22] and [23]
Acknowledged PRACH Preambles	<i>C – Threshold</i>		INTEGER(0..240,...)	According to mapping in [22], [FDD only]
UL Timeslot ISCP	<i>C – Threshold</i>		INTEGER(0..126)	0: 0 dB 1: 0.5 dB 2: 1 dB ... 126: 63 dB, (TDD only)
SIR	<i>C – Threshold</i>		INTEGER(0..62)	0: 0 dB 1: 0.5 dB 2: 1 dB ... 62: 31dB
SIR Error	<i>C – Threshold</i>		INTEGER(0..124)	0: 0 dB 1: 0.5 dB 2: 1 dB ... 124: 62 dB, [FDD only]
Transmitted Code Power	<i>C – Threshold</i>		INTEGER(0..112,...)	0: 0 dB 1: 0.5 dB 2: 1 dB ... 112: 56 dB
RSCP	<i>C – Threshold</i>		INTEGER(0..126)	0: 0 dB 1: 0.5 dB 2: 1 dB ... 126: 63 dB, [TDD only]
Round Trip Time	<i>C – Threshold</i>		INTEGER(0..32766)	0: 0 chips 1: 0.0625 chips 2: 0.1250 chips ... 32766: 2047.875 chips, [FDD only]
Acknowledged PCPCH Access Preambles	<i>C – Threshold</i>		INTEGER(0..15,...)	According to mapping in [22] [FDD only]
Detected PCPCH Access Preambles	<i>C – Threshold</i>		INTEGER(0..240,...)	According to mapping in [22] [FDD only]

Condition	Explanation
<i>Threshold</i>	Only one measurement threshold can be present at the same time.

9.2.1.44 Measurement Threshold

The Measurement Threshold defines which threshold that shall trigger Event A, B, E or F.

Information Element / Group Name	Presence	Range	IE Type and Reference	Semantics Description
Received total wide band power	<i>C – Threshold</i>		INTEGER(0..621)	According to mapping in [22] and [23]
Transmitted Carrier Power	<i>C – Threshold</i>		INTEGER(0..100)	According to mapping in [22] and [23]
Acknowledged PRACH Preambles	<i>C – Threshold</i>		INTEGER(0..240,...)	According to mapping in [22], [FDD only]
UL Timeslot ISCP	<i>C – Threshold</i>		INTEGER(0..127)	According to mapping in [23] [TDD only]
SIR	<i>C – Threshold</i>		INTEGER(0..63)	According to mapping in [22] and [23]
SIR Error	<i>C – Threshold</i>		INTEGER(0..125)	According to mapping in [22], [FDD only]
Transmitted Code Power	<i>C – Threshold</i>		INTEGER(0..127)	According to mapping in [22] and [23]
RSCP	<i>C – Threshold</i>		INTEGER(0..127)	According to mapping in [23] [TDD only]
Rx Timing Deviation	<i>C – Threshold</i>		INTEGER(0..8191)	According to mapping in [23] [TDD only]
Round Trip Time	<i>C – Threshold</i>		INTEGER(0..32767)	According to mapping in [22] [FDD only]
Acknowledged PCPCH Access Preambles	<i>C – Threshold</i>		INTEGER(0..15,...)	According to mapping in [22] [FDD only]
Detected PCPCH Access Preambles	<i>C – Threshold</i>		INTEGER(0..240,...)	According to mapping in [22] [FDD only]

Condition	Explanation
<i>Threshold</i>	Only one measurement threshold can be present at the same time.

9.2.1.45 Message Discriminator

This field is used to discriminate between Dedicated NBAP and Common NBAP messages.

IE/Group Name	Presence	Range	IE type and reference	Semantics description
Message Discriminator			ENUMERATED(Common, Dedicated)	

9.2.1.45A Message Structure

IE/Group Name	Presence	Range	IE type and reference	Semantics description	Criticality	Assigned Criticality
Message structure		1 to <maxnooflevels>		Information given per level with assigned criticality in an hierarchical message structure. Given from top level down to the level above the reported level for the occurred error (reported in the <i>Information Element Criticality Diagnostics</i> IE).	GLOBAL	ignore
>IE ID	M		INTEGER (0..65535)	The IE ID of this level's IE containing the not understood or missing IE.	-	
>Repetition Number	O		INTEGER (1..256)	The repetition number of this level's reported IE, if applicable	-	

Range bound	Explanation
maxnooflevels	Maximum no. of message levels to report. The value for maxnooflevels is 256.

9.2.1.46 Message Type

The Message Type uniquely identifies the message being sent.

IE/Group Name	Presence	Range	IE type and reference	Semantics description
Procedure ID	M	1		
>Procedure Code	M		ENUMERATED (COMMON TRANSPORT CHANNEL SETUP, COMMON TRANSPORT CHANNEL RECONFIGURATION, COMMON TRANSPORT CHANNEL DELETION, BLOCK RESOURCE, UNBLOCK RESOURCE, AUDIT REQUIRED, AUDIT, COMMON MEASUREMENT INITIATION, COMMON MEASUREMENT REPORTING, COMMON MEASUREMENT TERMINATION, COMMON MEASUREMENT FAILURE, CELL SETUP, CELL RECONFIGURATION, CELL DELETION, RESOURCE STATUS INDICATION, SYSTEM INFORMATION UPDATE, RL SETUP, RL ADDITION, SYNCHRONISED RL RECONFIGURATION PREPARATION, SYNCHRONISED RL RECONFIGURATION COMMIT, SYNCHRONISED RL RECONFIGURATION CANCELLATION, UNSYNCHRONISED RL RECONFIGURATION, RL DELETION, DL POWER CONTROL, DL POWER TIMESLOT CONTROL, DEDICATED MEASUREMENT INITIATION, DEDICATED MEASUREMENT REPORTING, DEDICATED MEASUREMENT TERMINATION, DEDICATED MEASUREMENT FAILURE, RL FAILURE, RL RESTORATION, COMPRESSED MODE COMMAND, ERROR INDICATION, PHYSICAL SHARED CHANNEL RECONFIGURATION, RESET, ...)	
>Ddmode	M		ENUMERATED (FDD, TDD, Common, ...)	Common = common to FDD and TDD.
Type of Message	M		ENUMERATED (Initiating Message, Successful Outcome, Unsuccessful Outcome, Outcome)	

9.2.1.46A Minimum DL Power Capability

This parameter indicates the minimum DL power capability for a local cell within Node B. The reference point is the antenna connector.

IE/Group Name	Presence	Range	IE type and reference	Semantics description
Minimum DL Power Capability			ENUMERATED(0..800)	dBm, granularity 0.1 dB 0: -30.0 dBm 1: -29.9 dBm ... 799: 49.9 dBm 800: 50.0 dBm

9.2.1.47 Minimum Spreading Factor

This parameter indicates the minimum spreading factor supported at a cell within the Node B.

IE/Group Name	Presence	Range	IE type and reference	Semantics description
Minimum Spreading Factor			Enumerated(4, 8, 16, 32, 64, 128, 256, 512)	

9.2.1.47A N_INSYNC_IND

This parameter defines the number of successive in-sync indications after which the Node B shall trigger the Radio Link Restore procedure (see also ref. [10] and [21]).

Information Element/Group Name	Presence	Range	IE type and reference	Semantics description
N_INSYNC_IND			Integer (1, 2, ..., 256)	

9.2.1.47B N_OUTSYNC_IND

This parameter defines the number of consecutive out-of-sync indications after which the timer T_RLFAILURE shall be started (see also ref. [10] and [21]).

Information Element/Group Name	Presence	Range	IE type and reference	Semantics description
N_OUTSYNC_IND			Integer (1, 2, ..., 256)	

9.2.1.48 Node B Communication Context ID

The Node B Communication Context ID is the identifier of the Communication Context in the Node B, it corresponds to the dedicated resources which are necessary for an UE using one or more dedicated channels in a given Node B.

IE/Group Name	Presence	Range	IE type and reference	Semantics description
Node B Communication Context ID			INTEGER (0..2 ²⁰ -1)	2 ²⁰ -1 is reserved value to indicate all the existing and future Node B communication contexts that can be reached by the communication control port (All NBCC).

9.2.1.49 Payload CRC Presence Indicator

This parameter indicates whether FP payload 16 bit CRC is used or not.

IE/Group Name	Presence	Range	IE type and reference	Semantics description
Payload CRC Presence Indicator			ENUMERATED (CRC Included, CRC not included)	

9.2.1.49A PICH Power

The PICH Power IE indicates a power level relative to the [FDD-primary CPICH power] [TDD-primary CCPCH power] configured in a cell.

IE/Group Name	Presence	Range	IE type and reference	Semantics description
PICH Power			Enumerated(-10..+5dB)	Step 1dB

9.2.1.50 Puncture Limit

The Puncture limit limits the amount of puncturing that can be applied in order to minimise the number of dedicated physical channels.

IE/Group Name	Presence	Range	IE type and reference	Semantics description
Puncture limit			INTEGER (0..15)	0: 40% 1: 44 % ... 14: 96% 15: 100% (no puncturing)

9.2.1.50A QE-Selector

The QE-Selector indicates from which source the value for the quality estimate (QE) shall be taken.

IE/Group Name	Presence	Range	IE type and reference	Semantics description
QE-Selector			ENUMERATED(selected, non-selected)	

9.2.1.51 Report Characteristics

The report characteristics, defines how the reporting shall be performed.

IE/Group Name	Presence	Range	IE Type and Reference	Semantics Description
Report characteristics type			ENUMERATED(On Demand, Periodic, Event A, Event B, Event C, Event D, Event E, Event F,...)	
Periodic	C – Periodic			
>Report Periodicity	M		ENUMERATED (10ms...1min,...) step 10ms, (1min...1hr,...) step 1min,...	The frequency with which the Node B shall send measurement reports.
Event A	C – Event A			
>Measurement Threshold	M		Measurement Threshold 9.2.1.44	The threshold for which the Node B shall trigger a measurement report.
>Measurement Hysteresis Time	O		ENUMERATED (10ms...1min,...) step 10ms,...	
Event B	C – Event B			
>Measurement Threshold	M		Measurement Threshold 9.2.1.44	The threshold for which the Node B shall trigger a measurement report.
>Measurement Hysteresis Time	O		ENUMERATED (10ms...1min,...) step 10ms,...	
Event C	C – Event C			
>Measurement Increase/Decrease Threshold	M		Measurement Increase/Decrease Threshold 9.2.1.43	
>Measurement Change Time	M		ENUMERATED (10ms...1min,...) step 10ms,...	The time the measurement entity shall rise on (in ms), in order to trigger a measurement report.
Event D	C – Event D			
>Measurement Increase/Decrease Threshold	M		Measurement Increase/Decrease Threshold 9.2.1.43	
>Measurement Change Time	M		ENUMERATED (10ms...1min,...) step	The time the measurement entity shall fall (in ms), in order to trigger a measurement report.

			10ms,...	
Event E	C – Event E			
>Measurement Threshold 1	M		Measurement Threshold 9.2.1.44	
>Measurement Threshold 2	O		Measurement Threshold 9.2.1.44	
>Measurement Hysteresis Time	O		ENUMERATED (10ms...1min,...) step 10ms,...	The hysteresis time in ms
>Report Periodicity	O		ENUMERATED (10ms...1min,...) step 10ms, (1min...1hr,...) step 1min,...	The frequency with which the Node B shall send measurement reports.
Event F	C – Event F			
>Measurement Threshold 1	M		Measurement Threshold 9.2.1.44	
>Measurement Threshold 2	O		Measurement Threshold 9.2.1.44	
>Measurement Hysteresis Time	O		ENUMERATED (10ms...1min,...) step 10ms,...	The hysteresis time in ms
>Report Periodicity	O		ENUMERATED (10ms...1min,...) step 10ms, (1min...1hr,...) step 1min,...	The frequency with which the Node B shall send measurement reports.

Condition	Explanation
C-Periodic	Valid if <i>Report Characteristics Type IE</i> indicates "periodic"
C-Event A	Valid if <i>Report Characteristics Type IE</i> indicates "Event A"
C-Event B	Valid if <i>Report Characteristics Type IE</i> indicates "Event B"
C-Event C	Valid if <i>Report Characteristics Type IE</i> indicates "Event C"
C-Event D	Valid if <i>Report Characteristics Type IE</i> indicates "Event D"
C-Event E	Valid if <i>Report Characteristics Type IE</i> indicates "Event E"
C-Event F	Valid if <i>Report Characteristics Type IE</i> indicates "Event F"

9.2.1.52 Resource Operational State

The resource operational state is used to indicate the current operational state of the associated resource following a Node B failure.

IE/Group Name	Presence	Range	IE type and reference	Semantics description
Resource Operational State			ENUMERATED(Enabled, Disabled)	When a resource is marked as disabled, then its child resources are implicitly disabled. Cell Resource hierarchy can be referred to [6].

9.2.1.52A Retention Priority

Void.

9.2.1.53 RL ID

The RL ID is the unique identifier for one RL associated with a UE.

IE/Group Name	Presence	Range	IE type and reference	Semantics description
RL ID			INTEGER (0..31)	

9.2.1.53A SFN

System Frame Number of the cell, see ref. [17].

IE/Group Name	Presence	Range	IE type and reference	Semantics description
SFN			Integer (0..4095)	

9.2.1.53B Segment type

Segment type as defined in [18].

IE/Group Name	Presence	Range	IE type and reference	Semantics description
Segment type			Enumerated(First segment, First segment short, Subsequent segment, Last segment, Last segment short, Complete SIB, Complete SIB short,...)	

9.2.1.54 SIB Deletion Indicator

Void.

9.2.1.55 SIB Originator

Indicates if the Node B shall fill in the SIB information or not.

IE/Group Name	Presence	Range	IE type and reference	Semantics description
SIB Originator			Enumerated(Node B, CRNC,...)	

9.2.1.56 Shutdown Timer

The shutdown timer shall indicate the length of time available to the CRNC to perform the block of a resource when a Normal priority block is requested.

IE/Group Name	Presence	Range	IE type and reference	Semantics description
Shutdown Timer			INTEGER(1..3600)	Value in seconds

9.2.1.56A T_RLFAILURE

The Radio Link Failure procedure shall be triggered after a period of time T_RLFAILURE has elapsed with a persisting out-of-sync indication (see also ref. [10] and [21]).

Information Element/Group Name	Presence	Range	IE type and reference	Semantics description
T_RLFAILURE			ENUMERATED (0, 0.1, 0.2, ..., 25.5)	In seconds

9.2.1.56B Start Of Audit Sequence Indicator

Indicates if the AUDIT REQUEST message initiates a new audit sequence or not.

IE/Group Name	Presence	Range	IE type and reference	Semantics description
Start Of Audit Sequence Indicator			ENUMERATED(start of audit sequence, not start of audit sequence)	

9.2.1.57 TFCI Presence

The TFCI Presence parameter indicates whether the TFCI shall be included. In TDD if it is present in the timeslot, it will be included within the first Channelization code listed.

IE/Group Name	Presence	Range	IE type and reference	Semantics description
TFCI presence			ENUMERATED (Present, not present)	

9.2.1.58 TFCS (Transport Format Combination Set)

The Transport Format Combination Set is defined as a set of Transport Format Combinations on a Coded Composite Transport Channel. It is the allowed Transport Format Combinations of the corresponding Transport Channels. The DL Transport Format Combination Set is applicable for DL Transport Channels.

[FDD - Where the UE is assigned access to one or more DSCH transport channels then the UTRAN has the choice of two methods for signalling the mapping between TFCI(field 2) values and the corresponding TFC:

Method #1 - TFCI range

The mapping is described in terms of a number of groups, each group corresponding to a given transport format combination (value of CTFC(field2)). The CTFC(field2) value specified in the first group applies for all values of TFCI(field 2) between 0 and the specified 'Max TFCI(field2) value'. The CTFC(field2) value specified in the second group applies for all values of TFCI(field 2) between the 'Max TFCI(field2) value' specified in the last group plus one and the specified 'Max TFCI(field2) value' in the second group. The process continues in the same way for the following groups with the TFCI(field 2) value used by the UE in constructing its mapping table starting at the largest value reached in the previous group plus one.

Method #2 - Explicit

The mapping between TFCI(field 2) value and CTFC(field2) is spelt out explicitly for each value of TFCI (field2)]

IE/Group Name	Presence	Range	IE type and reference	Semantics description
CHOICE <i>DSCH</i>				
> <i>No split in TFCI</i>				This choice is made if : a) The TFCS refers to the uplink OR b) The mode is FDD and none of the Node B communication contexts are assigned any DSCH transport channels OR c) The mode is TDD
>>TFCS		1 to <maxnoofTFCs>		The first instance of the parameter corresponds to TFC zero, the second to 1 and so on.
>>>CTFC	M		INTEGER(0..MaxCTFC)	Integer number calculated according to [18]
>>>CHOICE Gain Factors	C-PhysChan			
>>>>Signalled Gain Factors				
>>>>>CHOICE mode				
>>>>>>FDD				
>>>>>>>Gain Factor β_c	M		Integer (0..15)	For UL DPCCH or control part of PRACH or control part of PCPCH in FDD; mapping in accordance to [9]
>>>>>>>Gain Factor β_d	M		Integer (0..15)	For UL DPDCH or data part of PRACH or data part of PCPCH in FDD; mapping in accordance to [9]
>>>>>>>TDD				
>>>>>>>>Gain Factor β	M		Integer (0..15)	For UL DPCH in TDD; mapping in accordance to [20]
>>>>>>>>Reference TFC nr	O		Integer (0..3)	If this TFC is a reference TFC, this IE indicates the reference number
>>>>>Computed Gain Factors				
>>>>>>>>Reference TFC nr	M		Integer (0..3)	Indicates the reference TFC to be used to calculate the gain factors for this TFC
> <i>There is a split in the TFCI</i>				This choice is made if : a) The TFCS refers to the downlink AND b) The mode is FDD and one of the Node B communication contexts is assigned one or more DSCH transport channels
>>Transport format combination_DCH		1 to <MaxTFCI_1_Combos>		The first instance of the parameter <i>Transport format combination_DCH</i> corresponds to TFCI (field 1) = 0, the second to TFCI (field 1) = 1 and so on.
>>>CTFC(field1)	M		Integer(0..MaxCTFC)	Integer number calculated according to [18]. The calculation of CTFC ignores any DSCH transport channels which may be assigned
>>Choice Signalling method				
>>>TFCI range				
>>>>TFC mapping on DSCH		1 to <MaxNoTFCIGroups>		

>>>>Max TFCI(field2) value	M		Integer(1..10 23)	This is the Maximum value in the range of TFCI(field2) values for which the specified CTFC(field2) applies
>>>>>CTFC(field 2)	M		Integer(0..M axCTFC)	Integer number calculated according to [18]. The calculation of CTFC ignores any DCH transport channels which may be assigned
>>>Explicit				
>>>>Transport format combination_DSCH		1 to <MaxTFCI_2_Co mbs>		The first instance of the parameter <i>Transport format combination_DSCH</i> corresponds to TFCI (field2) = 0, the second to TFCI (field 2) = 1 and so on.
>>>>>CTFC(field2)	M		Integer(0..M axCTFC)	Integer number calculated according to [18]. The calculation of CTFC ignores any DCH transport channels which may be assigned

Condition	Explanation
PhysChan	The choice shall be present if the TFCS concerns a UL DPCH or PRACH channel or PCPCH channel in FDD, not when the TFCS is used for other physical channels.

Range bound	Explanation
MaxnoofTFCs	The maximum number of Transport Format Combinations.
MaxTFCI_1_Combs	Maximum number of TFCI (field 1) combinations (given by 2 raised to the power of the length of the TFCI (field 1))
MaxTFCI_2_Combs	Maximum number of TFCI (field 2) combinations (given by 2 raised to the power of the length of the TFCI (field 2))
MaxNoTFCIGroups	Maximum number of groups, each group described in terms of a range of TFCI(field 2) values for which a single value of CTFC(field2) applies
MaxCTFC	Maximum number of the CTFC value is calculated according to the following: $\sum_{i=1}^I (L_i - 1)P_i$ with the notation according to ref. [18]

9.2.1.59 Transport Format Set

The Transport Format Set is defined as the set of Transport Formats associated to a Transport Channel, e.g. DCH.

IE/Group Name	Presence	Range	IE type and reference	Semantics description
Dynamic Transport Format Information		1 to <maxTFcount>		The first instance of the parameter corresponds to TFI zero, the second to 1 and so on.
>Number of Transport blocks	M		INTEGER (0..512)	
>Transport Block Size	C – Blocks		INTEGER (0..5000)	Bits
>CHOICE mode	M			
>>TDD				
>>>Transmission Time interval Information	C-TTIdynamic	1 to <maxTTIcount>		
>>>>Transmission time interval	M		Enumerated(10, 20, 40, 80,...)	ms
Semi-static Transport Format Information		1		
>Transmission time interval	M		ENUMERATED (10, 20, 40, 80, dynamic,...)	ms Value “dynamic” for TDD only
>Type of channel coding	M		ENUMERATED (No coding, Convolutional, Turbo,...)	
>Coding Rate	C – Coding		ENUMERATED (1/2, 1/3,...)	
>Rate matching attribute	M		INTEGER (1..maxRM)	
>CRC size	M		ENUMERATED (0, 8, 12, 16, 24,...)	
>CHOICE mode	M			
>>TDD				
>>>2 nd interleaving mode	M		Enumerated(Frame related, Timeslot related,...)	

Condition	Explanation
Blocks	This IE is only present if "Number of Transport Blocks" is greater than 0.
Coding	This IE is only present if IE "Type of channel coding" is "Convolutional" or "Turbo"
TTIdynamic	This IE is mandatory if the "Transmission Time Interval" of the "Semi-static Transport Format Information" is "dynamic". Otherwise it is absent.

Range bound	Explanation
MaxTFcount	Maximum number of different transport formats that can be included in the Transport format set for one transport channel.
MaxRM	Maximum number that could be set as rate matching attribute for a transport channel.
MaxTTIcount	The amount of different TTI that are possible for that transport format.

9.2.1.60 ToAWE

TOAWE is the window endpoint. DL data frames are expected to be received before this window endpoint. TOAWE is defined with a positive value relative Latest Time of Arrival (LTOA). A data frame arriving after TOAWE gives a Timing Adjustment Control frame response.

IE/Group Name	Presence	Range	IE type and reference	Semantics description
ToAWE			INTEGER (0..2559)	ms.

9.2.1.61 ToAWS

TOAWS is the window startpoint. DL data frames are expected to be received after this window startpoint. TOAWS is defined with a positive value relative Time of Arrival Window Endpoint (TOAWE). A data frame arriving before TOAWS gives a Timing Adjustment Control frame response.

IE/Group Name	Presence	Range	IE type and reference	Semantics description
ToAWS			INTEGER (0..1279)	ms.

9.2.1.62 Transaction ID

The transaction ID is used to associate all the messages belonging to the same procedure. Messages belonging to the same procedure shall use the same transaction ID.

The transaction ID is determined by the initiating peer of a procedure. For common procedures the transaction ID shall uniquely identify a procedure within all ongoing parallel procedures initiated by one protocol peer, using the same procedure code and signalled over the same Node B control port. For dedicated procedures the transaction ID shall uniquely identify a procedure within all ongoing parallel procedures initiated by one protocol peer, using the same procedure code and initiated towards the same Node B/CRNC context.

IE/Group Name	Presence	Range	IE type and reference	Semantics description
Transaction ID			CHOICE INTEGER (0..127) or INTEGER (0..32767)	

9.2.1.62A Transport Bearer Request Indicator

Indicates whether a new transport bearer needs to be established for carrying the concerning transport channel.

IE/Group Name	Presence	Range	IE type and reference	Semantics description
Transport Bearer Request Indicator			ENUMERATED (Bearer Requested, Bearer not Requested, ...)	

9.2.1.63 Transport Layer Address

Transport Layer Address defines the transport address of the Node B. For details on the Transport Address used see ref. [2].

IE/Group Name	Presence	Range	IE type and reference	Semantics description
Transport Layer Address			Bit string(1... 160, ...)	

9.2.1.64 TSTD Indicator

Indicates if TSTD shall be active or not.

IE/Group Name	Presence	Range	IE type and reference	Semantics description
TSTD Indicator			ENUMERATED(active, inactive)	

9.2.1.65 UARFCN

Designate the central frequency of the channel number.

Information Element / Group Name	Presence	Range	IE Type and Reference	Semantics Description
UARFCN			INTEGER (0..16383, ...)	corresponds to 0.0Hz.. 3276.6MHz (subclause 5.4.3 in [14] and [15])

9.2.1.65A UL Capacity Credit

The capacity credit indicates to the CRNC the Uplink capacity of a Local Cell or a Local Cell Group.

IE/Group Name	Presence	Range	IE type and reference	Semantics description
UL Capacity Credit			INTEGER (0..65535)	

9.2.1.66 UL FP Mode

This parameter defines if normal or silent mode of the Frame Protocol shall be used for the UL.

IE/Group Name	Presence	Range	IE type and reference	Semantics description
UL FP Mode			ENUMERATED (Normal, Silent,...)	

9.2.1.67 UL interference level

Void.

9.2.2 FDD specific parameters

9.2.2.A Active Pattern Sequence Information

Defines the parameters for the compressed mode gap pattern sequence activation. For details see ref. [18].

IE/Group Name	Presence	Range	IE type and reference	Semantics description
CM Configuration Change CFN	M		CFN 9.2.1.7	Defines when the old Active pattern sequences, if active, shall be terminated. From this moment on, the new sequences are activated at the given TGCFN .
Transmission Gap Pattern Sequence Status		0 to <MaxTGPS>		
>TGPSI Identifier	M		Integer(1..<MaxTGPS>)	If the group is not present, none of the pattern sequences are activated. References an already defined sequence.
>TGPRC	M		Integer (0..63)	The number of transmission gap patterns within the Transmission Gap Pattern Sequence. 0=Infinity
>TGCFN	M		CFN 9.2.1.7	Connection Frame Number of the first frame of the first pattern within the Transmission Gap Pattern Sequence.

Range bound	Explanation
MaxTGPS	Maximum number of active pattern sequences. Value 6.

9.2.2.B Adjustment Period

Adjustment Period IE defines the period to be used for power balancing.

IE/Group Name	Presence	Range	IE type and reference	Semantics description
Adjustment Period			INTEGER (1 .. 256)	Frames

9.2.2.C Adjustment Ratio

Adjustment Ratio IE (*Radj*) defines the convergence rate used for the associated Adjustment Period.

IE/Group Name	Presence	Range	IE type and reference	Semantics description
Adjustment Ratio			INTEGER (0 .. 100)	The Adjustment Ratio is given with a granularity of 0.01 0 -> 0.00 1 -> 0.01 ... 100 -> 1.00

9.2.2.D AICH Power

The AICH Power IE indicates a power level relative to the primary CPICH power configured in a cell.

IE/Group Name	Presence	Range	IE type and reference	Semantics description
AICH Power			Integer(-22..+5)	Offset in dB

9.2.2.1 AICH Transmission Timing

IE/Group Name	Presence	Range	IE type and reference	Semantics description
AICH Transmission Timing			ENUMERATED (0, 1)	See parameter AICH_Transmission_Timing in ref. [7].

9.2.2.1A AP Preamble Signature

Information Element/Group Name	Presence	Range	IE type and reference	Semantics description
AP Preamble Signature			INTEGER (0..15)	Described in ref. [9]

9.2.2.1B AP Sub Channel Number

Information Element/Group Name	Presence	Range	IE type and reference	Semantics description
AP Sub Channel Number			INTEGER (0..11)	Described in ref. [10]

9.2.2.1C CD Sub Channel Numbers

Information Element/Group Name	Presence	Range	IE type and reference	Semantics description
CD Sub Channel Numbers			BIT STRING (12)	Bit 0=Sub Channel Number 0 Bit 1=Sub Channel Number 1 ... Bit 11=Sub Channel Number 11 [10]

9.2.2.1D Channel Assignment Indication

The Channel Assignment Indication indicates whether CA is active or inactive. When CA is active, CPCH is in Versatile Channel Assignment Method (VCAM) mode and when CA is inactive, CPCH is in UE Channel Selection Method (UCSM) mode. In VCAM mode (CA active), CA message in CD/CA-ICH shall be sent.

IE/Group Name	Presence	Range	IE type and reference	Semantics description
Channel Assignment Indication			ENUMERATED (CA Active, CA Inactive)	

9.2.2.2 Chip Offset

The Chip Offset is defined as the radio timing offset inside a radio frame. The Chip offset is used as offset for the DL DPCH relative to the Primary CPICH timing.

IE/Group Name	Presence	Range	IE type and reference	Semantics description
Chip Offset			INTEGER (0..38399)	Chips

9.2.2.2A Closed Loop Timing Adjustment Mode

Indicates when the phase/amplitude adjustment is performed in the DL in relation to the receipt of the UL feedback command in case of closed loop mode transmit diversity on DPCH.

Information Element/Group Name	Presence	Range	IE type and reference	Semantics description
Closed Loop Timing Adjustment Mode			ENUMERATED (Offset1, Offset2,...)	According to ref. [10] subclause 7.1: Offset1 = slot(j+1)mod15 Offset2 = slot(j+2)mod15

9.2.2.3 Common Channels Capacity Consumption Law

Void

9.2.2.3A Compressed Mode Deactivation Flag

Compressed Mode Deactivation Flag indicates whether Compressed Mode shall be deactivated or not in the new RL.

IE/Group Name	Presence	Range	IE type and reference	Semantics description
Compressed Mode Deactivation flag			ENUMERATED (Deactivate, Maintain Active)	

9.2.2.4 Compressed Mode Method

Void.

9.2.2.4A CPCH Allowed Total Rate

IE/Group Name	Presence	Range	IE type and reference	Semantics description
CPCH Allowed Total Rate			ENUMERATED (15, 30, 60, 120, 240, 480, 960, 1920, 2880, 3840, 4800, 5760,...)	Channel Symbol Rate (ksps)

9.2.2.4B CPCH Scrambling Code Number

Information Element/Group Name	Presence	Range	IE type and reference	Semantics description
CPCH Scrambling Code Number			INTEGER (0..79)	Described in ref. [9]

9.2.2.4C CPCH UL DPCCH Slot Format

Indicates the slot format used in UL CPCH message control part, accordingly to ref. [7]

IE/Group Name	Presence	Range	IE type and reference	Semantics description
CPCH UL DPCCH slot format			INTEGER (0..2,...)	

9.2.2.4D DCH FDD Information

The *DCH FDD Information* IE provides information for DCHs to be established.

IE/Group Name	Presence	Range	IE type and reference	Semantics descriptions	Criticality	Assigned Criticality
DCH FDD Information		1 to <maxnoof DCHs>			–	
>Payload CRC Presence Indicator	M		9.2.1.49		–	
>UL FP mode	M		9.2.1.66		–	
>ToAWS	M		9.2.1.61		–	
>ToAWE	M		9.2.1.60		–	
>DCH Specific Info		1..<maxno ofDCHs>			–	
>>DCH ID	M		9.2.1.20		–	
>>Transport Format Set	M		9.2.1.59	For UL	–	
>>Transport Format Set	M		9.2.1.59	For DL	–	
>>Allocation/Retention Priority	M		9.2.1.1A		–	
>>Frame Handling Priority	M		9.2.1.30		–	
>>QE-Selector	M		9.2.1.50A		–	

Range bound	Explanation
<i>MaxnoofDCHs</i>	Maximum number of DCHs for one UE.

9.2.2.4E DCHs FDD to Modify

The *DCHs FDD to Modify* IE provides information for DCHs to be modified.

IE/Group Name	Presence	Range	IE type and reference	Semantics descriptions	Criticality	Assigned Criticality
DCHs FDD to Modify		1..<max noofDC Hs>			–	
>UL FP Mode	O		9.2.1.66		–	
>ToAWS	O		9.2.1.61		–	
>ToAWE	O		9.2.1.60		–	
>Transport Bearer Request Indicator	M		9.2.1.62A		–	
>DCH Specific Info		1..<max noofDC Hs>			–	
>>DCH ID	M		9.2.1.20		–	
>>Transport Format Set	O		9.2.1.59	For the UL.	–	
>>Transport Format Set	O		9.2.1.59	For the DL.	–	
>>Allocation/Retention Priority	O		9.2.1.1A		–	
>>Frame Handling Priority	O		9.2.1.20		–	

Range bound	Explanation
<i>MaxnoofDCHs</i>	Maximum number of DCHs for one UE.

9.2.2.5 D-Field Length

Void.

9.2.2.6 Dedicated Channels Capacity Consumption Law

Void

9.2.2.7 Diversity Control Field

Void.

9.2.2.8 Diversity Indication

Void.

9.2.2.9 Diversity mode

Define the diversity mode to be applied.

IE/Group Name	Presence	Range	IE type and reference	Semantics description
Diversity Mode			ENUMERATED(None, STTD, Closed loop mode 1, Closed loop mode2,...)	

9.2.2.10 DL DPCH Slot Format

Indicates the slot format used in DPCH in DL, accordingly to ref. [7].

IE/Group Name	Presence	Range	IE type and reference	Semantics description
DL DPCH slot format			INTEGER (0..16,...)	

9.2.2.11 DL frame type

Void.

9.2.2.12 DL or Global Capacity Credit

Void

9.2.2.12A DL_power_averaging_window_size

IE/Group Name	Presence	Range	IE type and reference	Semantics description
DL_power_averaging_window_size			INTEGER (1..60)	1-60 time slots, step size 1 slot

9.2.2.13 DL Scrambling Code

DL scrambling code to be used by the RL. One cell may have multiple DL scrambling codes available.

IE/Group Name	Presence	Range	IE type and reference	Semantics description
DL Scrambling Code			INTEGER (0..15)	0= Primary scrambling code of the cell 1...15= Secondary scrambling code

9.2.2.13A DL TPC pattern 01 count

The *DL TPC pattern 01 count* IE contains the value of the parameter n, which is used for determining the DL TPC pattern on Radio Links marked with "first RLS" by the *First RLS indicator* IE before UL synchronisation is achieved.

IE/Group Name	Presence	Range	IE type and reference	Semantics description
DL TPC pattern 01 count			INTEGER(0..30,...)	

9.2.2.13B DSCH FDD Information

The *DSCH FDD Information* IE provides information for DSCHs to be established.

IE/Group Name	Presence	Range	IE type and reference	Semantics descriptions	Criticality	Assigned Criticality
DSCH FDD Information		1 to <maxnoof DSCHs>			–	
>DSCH ID	M		9.2.1.27		–	
>Transport Format Set	M		9.2.1.59	For DSCH	–	
>Allocation/Retention Priority	M		9.2.1.1A		–	
>Frame Handling Priority	M		9.2.1.30		–	
>ToAWS	M		9.2.1.61		–	
>ToAWE	M		9.2.1.60		–	

Range bound	Explanation
<i>MaxnoofDSCHs</i>	Maximum number of DSCHs for one UE.

9.2.2.14 FDD DL Channelisation Code Number

The DL Channelisation Code Number indicates the DL Channelisation Code number for a specific DL physical channel.

IE/Group Name	Presence	Range	IE type and reference	Semantics description
FDD DL ChannelisationCode Number			INTEGER(0.. 511)	According to the mapping in [9]. The maximum value is equal to the DL spreading factor –1

9.2.2.14A FDD DL Code Information

The *FDD DL Code Information* IE provides DL Code information for the RL.

IE/Group Name	Presence	Range	IE type and reference	Semantics descriptions	Criticality	Assigned Criticality
FDD DL Code Information		1 to <maxnoof-DLCodes>			–	
>DL Scrambling Code	M		9.2.2.13		–	
>FDD DL Channelisation Code Number	M		9.2.2.14		–	
>Transmission Gap Pattern Sequence Code Information	O		9.2.2.53B		–	

Range bound	Explanation
<i>MaxnoofDLCodes</i>	Maximum number of DL code information.

9.2.2.15 FDD SCCPCH Offset

The Secondary CCPCH offset is defined as the time offset towards the Primary CCPCH in the cell. The offset is a multiple of 256 chips.

IE/Group Name	Presence	Range	IE type and reference	Semantics description
FDD SCCPCH Offset			INTEGER(0..149)	0: 0 chip 1: 256 chip 2: 512 chip .. 149: 38144 chip [7]

9.2.2.16 FDD TPC DL step size

This parameter indicates step size for the DL power adjustment.

IE/Group Name	Presence	Range	IE type and reference	Semantics description
FDD TPC Downlink step size			ENUMERATED (0.5, 1, 1.5, 2,...)	

9.2.2.16A First RLS Indicator

The First *RLS Indicator* IE indicates if a specific Radio Link and all Radio Links which are part of the same Radio Link Set, shall be considered as the first radio links established towards the UE or not.

IE/Group Name	Presence	Range	IE type and reference	Semantics description
First RLS Indicator			ENUMERATED (first RLS, not first RLS)	

9.2.2.17 Gap Period

Void.

9.2.2.18 Gap Position Mode

Void.

9.2.2.18A Limited Power Increase

The parameter is used for a more efficient use of the inner loop DL power control for non real time data.

If the limited power increase is used, Node B shall use the limited power increase algorithm as specified in [10], subclause 5.2.

IE/Group Name	Presence	Range	IE type and reference	Semantics description
Limited Power Increase			ENUMERATED (Used, Not used)	

9.2.2.18B Inner Loop DL PC Status

The *Inner Loop DL PC Status* IE indicates whether inner loop DL control shall be active or inactive for all radio links associated with the context identified by the *Node B Communication Context Id* IE.

IE/Group Name	Presence	Range	IE type and reference	Semantics description
Inner Loop DL PC Status			ENUMERATED(Active, Inactive)	

9.2.2.19 Max Adjustment Period

Void.

9.2.2.20 Max Adjustment Step

Defines the maximum allowed value for the change of DL power level during a certain number of slots that can be utilised by the downlink power balancing algorithm. *Max Adjustment Step* IE defines a time period, in terms of number of slots, in which the accumulated power adjustment shall be maximum 1dB. This value does not include the DL inner loop PC adjustment.

IE/Group Name	Presence	Range	IE type and reference	Semantics description
Max Adjustment Step			INTEGER (1 .. 10)	Slots

9.2.2.20A Max Number of PCPCHes

IE/Group Name	Presence	Range	IE type and reference	Semantics description
Max Number of PCPCHes			INTEGER(1..64, ...)	

9.2.2.21 Maximum Number of UL DPDCHs

Maximum number of uplink DPDCHs to be used during the connection. Needed by the rate matching algorithm.

IE/Group Name	Presence	Range	IE type and reference	Semantics description
Max Number of UL DPDCHs			INTEGER (1..6)	

9.2.2.22 Minimum UL Channelisation Code Length

Minimum UL channelisation code length (spreading factor) of a DPDCH which is used during the connection. Needed by rate matching algorithm.

IE/Group Name	Presence	Range	IE type and reference	Semantics description
Min UL Channelisation Code length			ENUMERATED(4,8,16,32,64,128,256)	

9.2.2.23 Multiplexing Position

Multiplexing Position specifies whether fixed or flexible positions of transport channels shall be used in the physical channel.

IE/Group Name	Presence	Range	IE type and reference	Semantics description
Multiplexing Position			ENUMERATED(Fixed, Flexible)	

9.2.2.23A N_EOT

The N_EOT is defined as number of End of Transmission for release of PCPCH transmission.

IE/Group Name	Presence	Range	IE type and reference	Semantics description
N_EOT			INTEGER (0..8)	TTI

9.2.2.23B NF_max

The NF_max is defined as maximum number of Frame in a PCPCH message data part.

IE/Group Name	Presence	Range	IE type and reference	Semantics description
NF_max			INTEGER (1..64,...)	

9.2.2.23C N_Start_Message

The N_Start_Message is defined as number of Frames for start message of DL DPDCHEs for a CPCH.

IE/Group Name	Presence	Range	IE type and reference	Semantics description
N_Start_Message			INTEGER (1..8)	

9.2.2.24 Pattern Duration (PD)

IE/Group Name	Presence	Range	IE type and reference	Semantics description
PD			INTEGER(0..2047, ...)	Frames If the value is set to '0', the Pattern Duration shall be interpreted as 'infinite'

9.2.2.24A PCP Length

Indicates CPCH power control preamble length.

IE/Group Name	Presence	Range	IE type and reference	Semantics description
PCP Length			ENUMERATED(0,8)	

9.2.2.25 PDSCH code mapping

This IE indicates the association between each possible value of TFCI(field 2) and the corresponding PDSCH channelisation code(s). There are three fundamentally different ways that the UTRAN must choose between in order to signal the mapping information, these are described below. The signalling capacity consumed by the different methods will vary depending on the way in which the UTRAN configures usage of the DSCH. A fourth option is also provided

which allows the UTRAN to replace individual entries in the TFCI(field 2) to PDSCH code mapping table with new PDSCH code values.

Method #1 - Using code range

The mapping is described in terms of a number of groups, each group associated with a given spreading factor. The UE maps TFCI(field2) values to PDSCH codes in the following way. The PDSCH code used for TFCI(field 2) = 0, is given by the SF and code number = 'PDSCH code start' of Group = 1. The PDSCH code used for TFCI(field 2) = 1, is given by the SF and code number = 'PDSCH code start' + 1. This continues, with unit increments in the value of TFC mapping to unit increments in code number up until the point that code number = 'PDSCH code stop'. The process continues in the same way for the next group with the TFCI(field 2) value used by the UE when constructing its mapping table starting at the largest value reached in the previous group plus one. In the event that 'PDSCH code start' = 'PDSCH code stop' (as may occur when mapping the PDSCH root code to a TFCI (field 2) value) then this is to be interpreted as defining the mapping between the channelisation code and a single TFCI (ie. TFCI(field 2) should not be incremented twice).

Note that each value of TFCI (field 2) maps to a given code number and when the 'multi-code info' parameter is greater than 1, then each value of TFCI (field 2) actually maps to a set of PDSCH codes. In this case contiguous codes are assigned, starting at the channelisation code denoted by the 'code number' parameter and including all codes with code numbers up to and including 'code number' - 1 + the value given in the parameter 'multi-code info'.

Method #2 - Using TFCI range

The mapping is described in terms of a number of groups, each group corresponding to a given PDSCH channelisation code or codes for multicode. The PDSCH code specified in the first group applies for all values of TFCI(field 2) between 0 and the specified 'Max TFCI(field2)'. The PDSCH code specified in the second group applies for all values of TFCI(field 2) between the 'Max TFCI(field2) value' specified in the last group plus one and the specified 'Max TFCI(field2)' in the second group. The process continues in the same way for the following groups with the TFCI(field 2) value starting at the largest value reached in the previous group plus one.

Method #3 - Explicit

The mapping between TFCI(field 2) value and PDSCH channelisation code is spelt out explicitly for each value of TFCI (field2).

Information Element/Group name	Presence	Range	IE type and reference	Semantics description
DL Scrambling Code	M		INTEGER (0..15)	Scrambling code on which PDSCH is transmitted. 0= Primary scrambling code of the cell 1..15 = Secondary scrambling code

<i>Choice signalling method</i>				
<i>>code range</i>				
>>PDSCH code mapping		1 to <MaxNoCodeGroups>		
>>Spreading factor	M		Enumerated(4, 8, 16, 32, 64, 128, 256)	
>>multi-code info	M		Integer(1..16)	This parameter indicates the number of PDSCH transmitted to the UE. The PDSCH codes all have the same SF as denoted by the Spreading factor parameter. Contiguous codes are assigned, starting at the channelisation code denoted by the spreading factor and code number parameter and including all codes, with code numbers up to and including 'code number' - 1 + 'multi-code info'. Note that 'code number'-1+'multi-code info' will not be allowed to exceed 'maxCodeNumComp'-1
>>Code number	M		Integer(0..maxCodeNumComp-1)	PDSCH code start, Numbering as described in [18]
>>Code number	M		Integer(0..maxCodeNumComp-1)	PDSCH code stop, Numbering as described in [18]
<i>>TFCI range</i>				
>>>DSCH mapping		1 to <MaxNoTFCIGroups>		
>>>Max TFCI(field2) value	M		Integer(1..1023)	This is the maximum value in the range of TFCI(field 2) values for which the specified PDSCH code applies
>>>Spreading factor	M		Enumerated(4, 8, 16, 32, 64, 128, 256)	SF of PDSCH code
>>>multi-code info	M		Integer(1..16)	Semantics as described for this parameter above
>>>Code number	M		Integer(0..maxCodeNumComp-1)	Code number of PDSCH code. Numbering as described in [18]
<i>>Explicit</i>				
>>>PDSCH code		1 to MaxTFCI_2_Combs		The first instance of the parameter PDSCH code corresponds to TFCI (field2) = 0, the second to TFCI(field 2) = 1 and so on.
>>>Spreading factor	M		Enumerated(4, 8, 16, 32, 64, 128, 256)	SF of PDSCH code
>>>multi-code info	M		Integer(1..16)	Semantics as described for this parameter above
>>>Code number	M		Integer(0..maxCodeNumComp-1)	Code number of PDSCH code. Numbering as described in [18]

Range Bound	Explanation
MaxCodeNumComp	Maximum number of codes at the defined spreading factor, within the complete code tree.
MaxTFCI_2_Combs	Maximum number of TFCI (field 2) combinations (given by 2 raised to the power of the length of the TFCI field 2)
MaxNoTFCIGroups	Maximum number of groups, each group described in terms of a range of TFCI(field 2) values for which a single PDSCH code applies.
MaxNoCodeGroups	Maximum number of groups, each group described in terms of a range of PDSCH channelisation code values for which a single spreading factor applies.

9.2.2.26 PICH Mode

The number of paging indicators (PIs) in a PICH frame.

IE/Group Name	Presence	Range	IE type and reference	Semantics description
PICH Mode			Enumerated(18, 36, 72, 144)	Number of PI per frame

9.2.2.27 Power Adjustment Type

Defines the characteristic of the power adjustment.

IE/Group Name	Presence	Range	IE type and reference	Semantics description
Power Adjustment Type			ENUMERATED (None, Common, Individual)	

9.2.2.28 Power Control Mode

Void.

9.2.2.29 Power Offset

This IE defines a power offset relative to the Downlink transmission power of a DPCH or a Secondary CCPCH.

IE/Group Name	Presence	Range	IE type and reference	Semantics description
Power Offset			INTEGER (0...24)	Step 0.25 dB, range 0-6 dB

9.2.2.29A Power_Raise_Limit

IE/Group Name	Presence	Range	IE type and reference	Semantics description
Power_Raise_Limit			INTEGER (0..10)	0-10 dB, step size 1 dB

9.2.2.30 Power Resume Mode

Void.

9.2.2.31 Preamble Signature

IE/Group Name	Presence	Range	IE type and reference	Semantics description
Preamble Signatures			BIT STRING (16)	Bit 0=P0 Bit 1=P1 .. Bit 15=P15 [9]

9.2.2.32 Preamble Threshold

The IE sets the threshold for preamble detection. The ratio between received preamble power during the preamble period and interference level shall be above this threshold in order to be acknowledged.

Information Element/Group Name	Presence	Range	IE type and reference	Semantics description
Preamble Threshold			INTEGER (0, 1, ...,72)	0: - 36.0 dB 1: - 35.5 dB 2: - 35.0 dB .. 72: 0.0 dB

9.2.2.33 Primary CPICH Power

Primary CPICH power is the power that shall be used for transmitting the P-CPICH in a cell. The reference point is the antenna connector.

IE/Group Name	Presence	Range	IE type and reference	Semantics description
Primary CPICH power			Enumerated (-10, ..., 50)	Unit dBm Granularity 0.1 dB

9.2.2.34 Primary Scrambling code

The Primary scrambling code to be used in the cell.

IE/Group Name	Presence	Range	IE type and reference	Semantics description
Primary Scrambling Code			Integer (0 .. 511)	

9.2.2.35 Propagation Delay

Propagation delay is the one-way propagation delay of the radio signal from the MS to the Node B.

IE/Group Name	Presence	Range	IE type and reference	Semantics description
Propagation Delay			INTEGER (0..255)	Chips. Step size is 3 chips. 0=0 chips, 1=3 chips, ...

9.2.2.36 QE-Selector

Void.

9.2.2.37 RACH Slot Format

IE/Group Name	Presence	Range	IE type and reference	Semantics description
RACH Slot Format			ENUMERATED(0..3, ...)	See ref. [7].

9.2.2.38 RACH sub Channel numbers

IE/Group Name	Presence	Range	IE type and reference	Semantics description
RACH Sub Channel Numbers			BIT STRING (12)	Bit 0=Sub Channel Number 0 Bit 1=Sub Channel Number 1 ... Bit 11=Sub Channel Number 11

9.2.2.39 RL Set ID

The RL Set ID uniquely identifies one RL Set within a Node B Communication Context.

IE/Group Name	Presence	Range	IE type and reference	Semantics description
RL Set ID			INTEGER(0..31)	

9.2.2.39A Received total wide band power

The Received total wide band power indicates the UL interference at a certain cell under CRNC, see ref. [4].

IE/Group Name	Presence	Range	IE type and reference	Semantics description
Received total wide band power			INTEGER(0..621)	According to mapping in [22].

9.2.2.40 S-Field Length

The UE uses the S Field of the UL DPCCH slot to send the SSID Cell ID to the network.

IE/Group Name	Presence	Range	IE type and reference	Semantics description
S Field Length			ENUMERATED(1, 2,...)	

9.2.2.41 Scrambling Code Change

Void.

9.2.2.42 Scrambling Code Number

IE/Group Name	Presence	Range	IE type and reference	Semantics description
Scrambling Code Word Number			INTEGER (0..15)	Identification of scrambling code see ref. [9].

9.2.2.43 Secondary CCPCH Slot Format

IE/Group Name	Presence	Range	IE type and reference	Semantics description
Secondary CCPCH Slot Format			INTEGER(0..17,...)	

9.2.2.44 SSDT Cell Identity

The SSDT Cell ID is a temporary ID for SSDT assigned to a cell.

IE/Group Name	Presence	Range	IE type and reference	Semantics description
SSDT Cell Identity			ENUMERATED (a, b..., h)	

9.2.2.45 SSDT Cell ID Length

The SSDT Cell ID Length parameter shows the length of the SSDT Cell ID.

IE/Group Name	Presence	Range	IE type and reference	Semantics description
Cell ID Length			ENUMERATED (Short, Medium, Long)	

9.2.2.46 SSDT Support Indicator

The SSDT Support Indicator indicates whether a RL supports SSDT or not.

IE/Group Name	Presence	Range	IE type and reference	Semantics description
SSDT Support Indicator			ENUMERATED (SSDT Supported, SSDT not supported).	

9.2.2.47 SSDT Indication

The SSDT Indication indicates whether SSDT is in use by the UE or not.

IE/Group name	Presence	Range	IE type and reference	Semantics description
SSDT Indication			ENUMERATED(SSDT Active in the UE, SSDT not Active in the UE)	

9.2.2.48 STTD Indicator

Indicates if STTD shall be active or not.

IE/Group Name	Presence	Range	IE type and reference	Semantics description
STTD Indicator			ENUMERATED(active, inactive)	

9.2.2.49 T Cell

Timing delay used for defining start of SCH, CPICH and the DL scrambling code(s) in a cell relative BFN. Resolution 256 chips.

IE/Group Name	Presence	Range	IE type and reference	Semantics description
T Cell			Enumerated (0, 1, ...,9)	0: 0 chip 1: 256 chip .. 9: 2304 chip [17]

9.2.2.49A TFCI2 Bearer Information Response

The *TFCI2 Bearer Information Response* IE provides information for TFCI2 bearer that have been established or modified.

IE/Group Name	Presence	Range	IE type and reference	Semantics descriptions	Criticality	Assigned Criticality
Binding ID	M		9.2.1.4		-	
Transport Layer Address	M		9.2.1.63		-	

9.2.2.50 TFCI signalling mode

This parameter indicates if the normal or split mode is used for the TFCI. In the event that the split mode is to be used then the IE indicates whether the split is 'Hard' or 'Logical', and in the event that the split is 'Logical' the IE indicates the number of bits in TFCI (field 2).

IE/Group Name	Presence	Range	IE type and reference	Semantics description
TFCI signalling option	M		ENUMERATED (Normal, Split)	'Normal' : meaning no split in the TFCI field (either 'Logical' or 'Hard') 'Split' : meaning there is a split in the TFCI field (either 'Logical' or 'Hard')
Split type	C-IfSplit		Enumerated (Hard, Logical)	'Hard' : meaning that TFCI (field 1) and TFCI (field 2) are each 5 bits long and each field is block coded separately. 'Logical' : meaning that on the physical layer TFCI (field 1) and TFCI (field 2) are concatenated, field 1 taking the most significant bits and field 2 taking the least significant bits). The whole is then encoded with a single block code.
Length of TFCI2	C-SplitType		Integer (1..10)	This IE indicates the length measured in number of bits of TFCI (field2).

Condition	Explanation
IfSplit	This IE is only present if 'TFCI signalling option' = 'Split'
SplitType	This IE is only present if 'Split type' = 'Logical'

9.2.2.51 TGD

Void.

9.2.2.52 TGL

Void.

9.2.2.53 Transmit Diversity Indicator

The Transmit Diversity Indicator indicates whether transmit diversity shall be active or not.

IE/Group Name	Presence	Range	IE type and reference	Semantics description
Transmit Diversity Indicator			ENUMERATED(active, inactive)	

9.2.2.53A Transmission Gap Pattern Sequence Information

Defines the parameters for the compressed mode gap pattern sequence. For details see ref. [18].

IE/Group Name	Presence	Range	IE type and reference	Semantics description
Transmission gap pattern Sequence Information		1 to <MaxTGPS>		
>TGPSI Identifier	M		Integer(1..<MaxTGPS>)	Transmission Gap Pattern Sequence Identifier Establish a reference to the compressed mode pattern sequence. Up to <MaxTGPS> simultaneous compressed mode pattern sequences can be used.
>TGSN	M		Integer (0..14)	Transmission Gap Starting Slot Number The slot number of the first transmission gap slot within the TGCFN.
>TGL1	M		Integer(1..14)	The length of the first Transmission Gap within the transmission gap pattern expressed in number of slots.
>TGL2	O		Integer (1..14)	The length of the second Transmission Gap within the transmission gap pattern. If omitted, then TGL2=TGL1.
>TGD	M		Integer (0, 15.. 269)	Transmission gap distance indicates the number of slots between the starting slots of two consecutive transmission gaps within a transmission gap pattern. If there is only one transmission gap in the transmission gap pattern, this parameter shall be set to 0 (0 =undefined).
>TGPL1	M		Integer (1..144,...)	The duration of transmission gap pattern 1 in frames.
>TGPL2	O		Integer (1..144,...)	The duration of transmission gap pattern 2 in frames. If omitted, then TGPL2=TGPL1.
>UL/DL mode	M		Enumerated (UL only, DL only, UL/DL)	Defines whether only DL, only UL, or combined UL/DL compressed mode is used.
>Downlink compressed mode method	C-DL		Enumerated (puncturing, SF/2, higher layer scheduling, ...)	Method for generating downlink compressed mode gap None means that compressed mode pattern is stopped.
>Uplink compressed mode method	C-UL		Enumerated (SF/2, higher layer scheduling, ...)	Method for generating uplink compressed mode gap.
>Downlink frame type	M		Enumerated (A, B,...)	Defines if frame structure type 'A' or 'B' shall be used in downlink compressed mode.
>DeltaSIR1	M		Integer (0..30)	Delta in UL SIR target value to be set in the Node B during the frame containing the start of the first transmission gap in the transmission gap pattern (without including the effect of the bit-rate increase) Step 0.1 dB, Range 0-3dB
>DeltaSIRafter1	M		Integer	Delta in UL SIR target value to

			(0..30)	be set in the Node B one frame after the frame containing the start of the first transmission gap in the transmission gap pattern. Step 0.1 dB, Range 0-3dB
>DeltaSIR2	O		Integer (0..30)	Delta in UL SIR target value to be set in the Node B during the frame containing the start of the second transmission gap in the transmission gap pattern (without including the effect of the bit-rate increase) When omitted, DeltaSIR2 = DeltaSIR1. Step 0.1 dB, Range 0-3dB
>DeltaSIRafter2	O		Integer (0..30)	Delta in UL SIR target value to be set in the Node B one frame after the frame containing the start of the second transmission gap in the transmission gap pattern. When omitted, DeltaSIRafter2 = DeltaSIRafter1. Step 0.1 dB, Range 0-3dB

Condition	Explanation
C-UL	This information element is only sent when the value of the "UL/DL mode" IE is "UL only" or "UL/DL".
C-DL	This information element is only sent when the value of the "UL/DL mode" IE is "DL only" or "UL/DL".

Range bound	Explanation
MaxTGPS	Maximum number of transmission gap pattern sequences.

9.2.2.53B Transmission Gap Pattern Sequence Code Information

This IE indicates whether the alternative scrambling code shall be used for the Downlink compressed mode method or not in the Transmission Gap Pattern Sequence. For details see [18].

IE/Group Name	Presence	Range	IE type and reference	Semantics description
Scrambling code change			Enumerated (Code Change, No Code Change)	Indicates whether the alternative scrambling code is used for compressed mode method 'SF/2'.

9.2.2.54 UL/DL compressed mode selection:

Void.

9.2.2.55 UL delta SIR

Void.

9.2.2.56 UL delta SIR after

Void.

9.2.2.57 UL DPCCH Slot Format

Indicates the slot format used in DPCCH in UL, accordingly to ref. [7].

IE/Group Name	Presence	Range	IE type and reference	Semantics description
UL DPCCH slot format			INTEGER (0..5,...)	

9.2.2.58 UL SIR

The UL SIR indicates a received UL SIR.

IE/Group Name	Presence	Range	IE type and reference	Semantics description
UL SIR			ENUMERATED (-8.2 .. 17.3)	Step 0.1 dB

9.2.2.59 UL Scrambling Code

The UL Scrambling Code is the scrambling code used by UE. Every UE has its specific UL Scrambling Code.

IE/Group Name	Presence	Range	IE type and reference	Semantics description
UL scrambling code number	M		INTEGER (0.. $2^{24}-1$)	
UL scrambling code length	M		ENUMERATED (Short, Long)	

9.2.2.60 UL Capacity Credit

Void

9.2.3 TDD specific Parameters

9.2.3.1 Block STTD Indicator

Indicates if Block STTD antenna diversity is applied or not to the PCCPCH.

Information Element/Group Name	Presence	Range	IE type and reference	Semantics description
Block STTD Indicator			ENUMERATED (active, inactive)	

9.2.3.2 Burst Type

Void.

9.2.3.3 CCTrCH ID

The CCTrCH ID identifies unambiguously a CCTrCH inside a Radio Link.

IE/Group Name	Presence	Range	IE type and reference	Semantics description
CCTrCH ID			INTEGER (0..15)	

9.2.3.4 Cell Parameter ID

The Cell Parameter ID identifies unambiguously the Code Groups, Scrambling Codes, Midambles and Toffset (see ref. [20]).

IE/Group Name	Presence	Range	IE type and reference	Semantics description
Cell Parameter ID			INTEGER (0..127,...)	

9.2.3.4A Constant Value

The Constant Value is the power margin used by a UE to set the proper uplink power for a DCH, USCH, or a RACH.

IE/Group Name	Presence	Range	IE type and reference	Semantics description
Constant Value			INTEGER (-10...10,...)	Unit dB Granularity 1 dB.

9.2.3.4B DL Timeslot ISCP

DL Timeslot ISCP is the measured interference in a downlink timeslot at the UE, see ref. [5].

IE/Group Name	Presence	Range	IE type and reference	Semantics description
DL Timeslot ISCP			INTEGER (0..91)	According to mapping in ref. [5].

9.2.3.4C DCH TDD Information

The *DCH TDD Information* IE provides information for DCHs to be established.

IE/Group Name	Presence	Range	IE type and reference	Semantics descriptions	Criticality	Assigned Criticality
DCH TDD Information		1 to <maxnoof DCHs>			–	
>Payload CRC Presence Indicator	M		9.2.1.49		–	
>UL FP mode	M		9.2.1.66		–	
>ToAWS	M		9.2.1.61		–	
>ToAWE	M		9.2.1.60		–	
>DCH Specific Info		1..<maxno ofDCHs>			–	
>>DCH ID	M		9.2.1.20		–	
>>CCTrCH ID	M		9.2.3.3	UL CCTrCH in which the DCH is mapped	–	
>>CCTrCH ID	M		9.2.3.3	DL CCTrCH in which the DCH is mapped	–	
>>Transport Format Set	M		9.2.1.59	For UL	–	
>>Transport Format Set	M		9.2.1.59	For DL	–	
>>Allocation/Retention Priority	M		9.2.1.1A		–	
>>Frame Handling Priority	M		9.2.1.30		–	
>>QE-Selector	C-CoordDCH		9.2.1.50A		–	

Condition	Explanation
CoordDCH	This IE is present only this DCH is part of a set of coordinated DCHs (number of instances of DCH Specific Info is greater than 1)

Range bound	Explanation
MaxnoofDCHs	Maximum number of DCHs for one UE

9.2.3.4D DCHs TDD to Modify

The *DCHs TDD to Modify* IE provides information for DCHs to be modified.

IE/Group Name	Presence	Range	IE type and reference	Semantics descriptions	Criticality	Assigned Criticality
DCHs TDD to Modify		1..<maxnoofDCHs>			GLOBAL	reject
>UL FP Mode	O		9.2.1.66		–	
>ToAWS	O		9.2.1.61		–	
>ToAWE	O		9.2.1.60		–	
>Transport Bearer Request Indicator	M		9.2.1.62A		–	
>DCH Specific Info		1..<maxnoofDCHs>			–	
>>DCH ID	M		9.2.1.20		–	
>>CCTrCH ID	O		9.2.3.3	UL CCTrCH in which the DCH is mapped.	–	
>>CCTrCH ID	O		9.2.3.3	DL CCTrCH in which the DCH is mapped	–	
>>Transport Format Set	O		9.2.1.59	For the UL.	–	
>>Transport Format Set	O		9.2.1.59	For the DL.	–	
>>Allocation/Retention Priority	O		9.2.1.1A		–	
>>Frame Handling Priority	O		9.2.1.30		–	

Range bound	Explanation
MaxnoofDCHs	Maximum number of DCHs for one UE

9.2.3.4E DL Timeslot Information

The *DL Timeslot Information* IE provides information for DL Time slot to be established.

IE/Group Name	Presence	Range	IE type and reference	Semantics descriptions	Criticality	Assigned Criticality
DL Timeslot Information		1 .. <maxnoofDLts>			–	
>Time Slot	M		9.2.3.23		–	
>Midamble Shift and Burst Type	M		9.2.3.7		–	
>TFCI Presence	M		9.2.1.57		–	
>DL Code Information	M		TDD DL Code Information 9.2.3.19B		–	

Range bound	Explanation
MaxnoofDLts	Maximum number of Downlink time slots per Radio Link

9.2.3.4F DL Time Slot ISCP Info

The *DL Time Slot ISCP Info* IE provides information for DL Interference level for each time slot within the Radio Link.

IE/Group Name	Presence	Range	IE type and reference	Semantics descriptions	Criticality	Assigned Criticality
DL Time Slot ISCP Info		1 .. <maxnoofDLts>			–	
>Time Slot	M		9.2.3.23		–	
>DL Timeslot ISCP	M		9.2.3.4B		–	

Range bound	Explanation
<i>MaxnoofDLts</i>	Maximum number of Downlink time slots per Radio Link

9.2.3.5 DPCH ID

The DPCH ID identifies unambiguously a DPCH inside a Radio Link.

IE/Group Name	Presence	Range	IE type and reference	Semantics description
DPCH ID			INTEGER (0..239)	

9.2.3.5A DSCH TDD Information

The *DSCH TDD Information* IE provides information for DSCHs to be established.

IE/Group Name	Presence	Range	IE type and reference	Semantics descriptions	Criticality	Assigned Criticality
DSCH TDD Information		1 to <MaxnoofDSCHs>			–	
>DSCH ID	M		9.2.1.27		–	
>CCTrCH ID	M		9.2.3.2	DL CCTrCH in which the DSCH is mapped	–	
>Transport Format Set	M		9.2.1.59	For DSCH	–	
>Allocation/Retention Priority	M		9.2.1.1A		–	
>Frame handling Priority	M		9.2.1.30		–	
>ToAWS	M		9.2.1.61		–	
>ToAWE	M		9.2.1.60		–	

Range bound	Explanation
<i>MaxnoofDSCHs</i>	Maximum number of DSCH for one UE

9.2.3.6 Max PRACH Midamble shift

Indicates the maximum number of Midamble shifts to be used in a cell.

IE/Group Name	Presence	Range	IE type and reference	Semantics description
Max PRACH Midamble Shifts			ENUMERATED (4, 8,...)	

9.2.3.7 Midamble shift and burst type

This information element indicates burst type and midamble allocation.

The 256 chip midamble supports 3 different time shifts, the 512 chips midamble may support 8 or even 16 time shifts.

Three different midamble allocation schemes exist:

Default midamble: the midamble shift is selected by layer 1 depending on the associated channelisation code (DL and UL)

Common midamble: the midamble shift is chosen by layer 1 depending on the number of channelisation codes (possible in DL only)

UE specific midamble: a UE specific midamble is explicitly assigned (DL and UL)

IE/Group Name	Presence	Range	IE type and reference	Semantics description
CHOICE Burst Type				
>"Type 1"				
>>Midamble Allocation Mode	M		Enumerated (Default midamble, Common midamble, UE specific midamble)	
>> Midamble Configuration Burst Type 1 And 3	M		Integer(4, 8, 16)	As defined in [19]
>>Midamble Shift	C-UE		Integer(0..15)	
>"Type 2"				
>>Midamble Allocation Mode	M		Enumerated (Default midamble, Common midamble, UE specific midamble)	
>> Midamble Configuration Burst Type 2	M		Integer(3,6)	As defined in [19]
>>Midamble Shift	C-UE		INTEGER (0..5)	
>"Type 3"				UL only
>>Midamble Allocation Mode	M		Enumerated (Default midamble, UE specific midamble)	
>> Midamble Configuration Burst Type 1 And 3	M		Integer(4, 8, 16)	As defined in [19]
>>Midamble Shift	C-UE		Integer(0..15)	
> "..."				

Condition	Explanation
C-UE	This information element is only sent when the value of the "Midamble Allocation Mode" IE is "UE-specific midamble".

9.2.3.8 Paging Indicator Length

The Paging Indicator Length indicates the number of symbols for Page Indication transmitted in one timeslot (see ref. [19]).

IE/Group Name	Presence	Range	IE type and reference	Semantics description
Paging Indicator Length			ENUMERATED (2, 4, 8,...)	

9.2.3.9 PCCPCH Power

Primary CCPCH power is the power that shall be used for transmitting the P CCPCH in a cell. The P CCPCH power is the reference power in a TDD-cell. The reference point is the antenna connector.

IE/Group Name	Presence	Range	IE type and reference	Semantics description
PCCPCH Power			INTEGER(-15..+40,...)	Unit dBm Granularity 0.1 dB

9.2.3.10 PDSCH ID

The PDSCH ID identifies unambiguously a PDSCH inside a cell.

IE/Group Name	Presence	Range	IE type and reference	Semantics description
PDSCH ID			INTEGER (0..255)	

9.2.3.11 PDSCH Set ID

The PDSCH Set Id identifies unambiguously a PDSCH Set inside a cell.

IE/Group Name	Presence	Range	IE type and reference	Semantics description
PDSCH Set ID			INTEGER (0..255)	See ref. [6]

9.2.3.12 PUSCH ID

The PUSCH ID identifies unambiguously a PUSCH inside a cell.

IE/Group Name	Presence	Range	IE type and reference	Semantics description
PUSCH ID			INTEGER (0..255)	

9.2.3.13 PUSCH Set ID

The PUSCH Set ID identifies unambiguously a PUSCH Set inside a cell.

IE/Group Name	Presence	Range	IE type and reference	Semantics description
PUSCH Set ID			INTEGER (0..255)	See ref. [6]

9.2.3.14 PRACH Midamble

The PRACH Midamble indicates if only the Basic Midamble Sequence or also the time-inverted Midamble Sequence is used.

IE/Group Name	Presence	Range	IE type and reference	Semantics description
PRACH Midamble			ENUMERATED (Inverted, Direct)	

9.2.3.15 Repetition Length

The Repetition Length represents the number of consecutive Radio Frames inside a Repetition Period in which the same Time Slot is assigned to the same Physical Channel see ref. [18].

IE/Group Name	Presence	Range	IE type and reference	Semantics description
Repetition Length			INTEGER(1..63)	

9.2.3.16 Repetition Period

The Repetition Period represents the number of consecutive Radio Frames after which the same assignment scheme of Time Slots to a Physical Channel is repeated. This means that if the Time Slot K is assigned to a physical channel in the Radio Frame J , it is assigned to the same physical channel also in all the Radio Frames $J+n*Repetition\ Period$ (where n is an integer) see ref. [18].

IE/Group Name	Presence	Range	IE type and reference	Semantics description
Repetition Period			ENUMERATED(1, 2, 4, 8, 16, 32, 64)	

9.2.3.17 SCH Time Slot

The *SCH Time Slot* IE represents the first time slot (k) of a pair of time slots inside a Radio Frame that shall be assigned to the Physical Channel SCH. The *SCH Time Slot* IE is only applicable if the value of *Sync Case* IE is Case 2 since in this case the SCH is allocated in TS# k and TS# $k+8$.

IE/Group Name	Presence	Range	IE type and reference	Semantics description
SCH Time Slot			INTEGER(0..6)	

9.2.3.18 Sync case

The SCH and PCCPCH are mapped on one or two downlink slots per frame. There are two cases of SCH and PCCPCH allocation as follows:

- Case 1) SCH and PCCPCH allocated in a single TS# k
- Case 2) SCH allocated in two TS: TS# k and TS# $k+8$
PCCPCH allocated in TS# k

IE/Group Name	Presence	Range	IE type and reference	Semantics description
Sync Case			Integer (1..2,...)	

9.2.3.18A Special Burst Scheduling

The number of frames between special burst transmissions during DTX.

IE/Group Name	Presence	Range	IE type and reference	Semantics description
Special Burst Scheduling			Integer (1, 2, ..., 256)	Number of frames between special burst transmission during DTX

9.2.3.19 TDD Channelisation Code

The Channelisation Code Number indicates which Channelisation Code is used for a given Physical Channel. In TDD the Channelisation Code is an Orthogonal Variable Spreading Factor code, that can have a spreading factor of 1, 2, 4, 8 or 16.

IE/Group Name	Presence	Range	IE type and reference	Semantics description
TDD Channelisation Code			ENUMERATED ((1/1), (2/1), (2/2), (4/1),... (4/4), (8/1), (8/8), (16/1)... (16/16), ...)	

9.2.3.19A TDD DPCH Offset

The Offset represents the phase information for the allocation of a group of dedicated physical channels. The first range is used when a starting offset is not required and the TDD Physical channel offset for each DPCH in the CCTrCH shall be directly determined from the TDD DPCH Offset. The second range is used when a starting offset is required. The TDD DPCH Offset shall map to the CFN and the TDD Physical Channel Offset for each DPCH in this CCTrCH shall be calculated by TDD DPCH Offset *mod* Repetition period, see ref. [18].

IE/Group Name	Presence	Range	IE type and reference	Semantics description
TDD DPCH Offset			CHOICE INTEGER (0..63) or INTEGER (0..255)	

9.2.3.19B TDD DL Code Information

The *TDD DL Code Information* IE provides DL Code information for the RL.

IE/Group Name	Presence	Range	IE type and reference	Semantics descriptions	Criticality	Assigned Criticality
TDD DL Code Information		1 .. <maxnoOfDPCH>			–	
>DPCH ID	M		9.2.3.5		–	
>TDD Channelisation Code	M		9.2.3.19		–	

Range bound	Explanation
<i>maxnoOfDPCH</i>	Maximum number of DPCH in one CCTrCH

9.2.3.20 TDD Physical Channel Offset

The Offset represents the phase information for the allocation of a physical channel. (SFN mod Repetition Period = Offset) see ref. [18].

IE/Group Name	Presence	Range	IE type and reference	Semantics description
TDD Physical Channel Offset			INTEGER (0..63)	

9.2.3.21 TDD TPC DL step size

This parameter indicates step size for the DL power adjustment.

IE/Group Name	Presence	Range	IE type and reference	Semantics description
TDD TPC Downlink step size			ENUMERATED (1, 2, 3,...)	

9.2.3.21A TDD UL Code Information

The *TDD UL Code Information* IE provides information for UL Code to be established.

IE/Group Name	Presence	Range	IE type and reference	Semantics descriptions	Criticality	Assigned Criticality
TDD UL Code Information		1 .. <maxnoOfDPCH>			–	
>DPCH ID	M		9.2.3.5		–	
>TDD Channelisation Code	M		9.2.3.19		–	

Range bound	Explanation
<i>MaxnoOfDPCH</i>	Maximum number of DPCH in one CCTrCH

9.2.3.22 TFCI Coding

The TFCI Coding describes the way how the TFCI bits are coded. By default 1 TFCI bit is coded with 4 bits, 2 TFCI bits are coded with 8 bits, 3-5 TFCI bits are coded with 16 bits and 6-10 TFCI bits are coded with 32 bits.

IE/Group Name	Presence	Range	IE type and reference	Semantics description
TFCI Coding			Enumerated (4, 8, 16, 32,...)	

9.2.3.22A Timing Advance Applied

Defines the need for Rx Timing Deviation measurement results to be reported in a particular cell.

IE/Group Name	Presence	Range	IE type and reference	Semantics description
Timing Advance Applied			ENUMERATED (Yes, No)	

9.2.3.23 Time Slot

The Time Slot represents the minimum time interval inside a Radio Frame that can be assigned to a Physical Channel.

IE/Group Name	Presence	Range	IE type and reference	Semantics description
Time Slot			INTEGER (0..14)	

9.2.3.24 Time Slot Direction

This parameter indicates whether the TS in the cell is used in Uplink or Downlink direction.

IE/Group Name	Presence	Range	IE type and reference	Semantics description
Time Slot Direction			Enumerated (UL, DL,...)	

9.2.3.25 Time Slot Status

This parameter indicates whether the TS in the cell is active or not.

IE/Group Name	Presence	Range	IE type and reference	Semantics description
Time Slot Status			Enumerated (active, notActive,...)	

9.2.3.26 Transmission Diversity Applied

Defines if Transmission Diversity on DCHs to be applied in a cell (see ref. [19]).

IE/Group Name	Presence	Range	IE type and reference	Semantics description
Transmission Diversity Applied			Boolean	

9.2.3.26A UL Timeslot ISCP

UL Timeslot ISCP is the measured interference in a uplink timeslot at the Node B, see ref. [5].

IE/Group Name	Presence	Range	IE type and reference	Semantics description
UL Timeslot ISCP			INTEGER (0..127)	According to mapping in [23].

9.2.3.26B UL PhysCH SF Variation

Indicates whether variation of SF in UL is supported by Radio Link or not.

IE/Group Name	Presence	Range	IE type and reference	Semantics description
UL PhysCH SF Variation			ENUMERATED (SF_Variation_supported, SF_Variation_NOT_supported)	

9.2.3.26C UL Timeslot Information

The *UL Timeslot Information* IE provides information on the time slot allocation for an UL DPCH.

IE/Group Name	Presence	Range	IE type and reference	Semantics descriptions	Criticality	Assigned Criticality
UL Timeslot Information		1 .. <maxnoofULts>			–	
>Time Slot	M		9.2.3.23		–	
>Midamble Shift and Burst Type	M		9.2.3.7		–	
>TFCI Presence	M		9.2.1.57		–	
> UL Code Information	M		TDD UL Code Information 9.2.3.21A			

Range bound	Explanation
<i>MaxnoofULts</i>	Maximum number of Uplink time slots per Radio Link

9.2.3.26D UL Time Slot ISCP Info

The *UL Time Slot ISCP Info* IE provides information for UL Interference level for each time slot within the Radio Link.

IE/Group Name	Presence	Range	IE type and reference	Semantics descriptions	Criticality	Assigned Criticality
UL Time Slot ISCP Info		1 .. <maxnoofULts>				
>Time Slot	M		9.2.3.23			
>UL Timeslot ISCP	M		9.2.3.26A			

Range bound	Explanation
<i>MaxnoofULts</i>	Maximum number of Uplink time slots per Radio Link

9.2.3.27 USCH ID

The USCH ID uniquely identifies a USCH within a Node B Communication Context.

IE/Group Name	Presence	Range	IE type and reference	Semantics description
USCH ID			INTEGER (0..255)	

9.2.3.28 USCH Information

The *USCH Information* IE provides information for USCHs to be established.

IE/Group Name	Presence	Range	IE type and reference	Semantics descriptions	Criticality	Assigned Criticality
USCH Information		1 to <Maxnoof USCHs>			–	
>USCH ID	M		9.2.3.27		–	
>CCTrCH ID	M		9.2.3.3	UL CCTrCH in which the USCH is mapped	–	
>Transport Format Set	M		9.2.1.59	For USCH	–	
>Allocation/Retention Priority	M		9.2.1.1A		–	

Range bound	Explanation
MaxnoofUSCHs	Maximum number of USCH for one UE

9.2.3.29 USCH Information Response

The *USCH Information Response* IE provides information for USCHs that have been established or modified.

IE/Group Name	Presence	Range	IE type and reference	Semantics descriptions	Criticality	Assigned Criticality
USCH Information Response		1 .. <Maxnoof USCHs>			–	
>USCH ID	M		9.2.3.27		–	
>Binding ID	O		9.2.1.4		–	
>Transport Layer Address	O		9.2.1.63		–	

Range bound	Explanation
	USCHs for one UE

9.3 Message and Information element abstract syntax (with ASN.1)

9.3.0 General

Subclause 9.3 presents the Abstract Syntax of NBAP protocol with ASN.1. In case there is contradiction between the ASN.1 definition in this subclause and the tabular format in subclauses 9.1 and 9.2, the ASN.1 shall take precedence, except for the definition of conditions for the presence of conditional elements, where the tabular format shall take precedence.

The ASN.1 definition specifies the structure and content of NBAP messages. NBAP messages can contain any IEs specified in the object set definitions for that message without the order or number of occurrence being restricted by ASN.1. However, for this version of the standard, a sending entity shall construct a NBAP message according to the PDU definitions module and with the following additional rules (Note that in the following IE means an IE in the object set with an explicit id. If one IE needed to appear more than once in one object set, then the different occurrences have different IE ids):

- IEs shall be ordered (in an IE container) in the order they appear in object set definitions.
- Object set definitions specify how many times IEs may appear. An IE shall appear exactly once if the presence field in an object has value "mandatory". An IE may appear at most once if the presence field in an object has value "optional" or "conditional". If in a tabular format there is multiplicity specified for an IE (i.e. an IE list) then in the corresponding ASN.1 definition the list definition is separated into two parts. The first part defines an IE container list where the list elements reside. The second part defines list elements. The IE container list appears as an IE of its own. For this version of the standard an IE container list may contain only one kind of list elements.

If a NBAP message that is not constructed as defined above is received, this shall be considered as Abstract Syntax Error, and the message shall be handled as defined for Abstract Syntax Error in subclause 10.3.6.

9.3.1 Usage of Private Message mechanism for non-standard use

The private message mechanism for non-standard use may be used

- For special operator- (and/or vendor) specific features considered not to be part of the basic functionality, i.e. the functionality required for a complete and high-quality specification in order to guarantee multi-vendor inter-operability.
- By vendors for research purposes, e.g. to implement and evaluate new algorithms/features before such features are proposed for standardisation

The private message mechanism shall not be used for basic functionality. Such functionality shall be standardised.

9.3.2 Elementary Procedure Definitions

```
-- *****
--
-- Elementary Procedure definitions
--
-- *****
```

```
NBAP-PDU-Discriptions {
itu-t (0) identified-organization (4) etsi (0) mobileDomain (0)
umts-Access (20) modules (3) nbap (2) version1 (1) nbap-PDU-Descriptions (0) }
```

```
DEFINITIONS AUTOMATIC TAGS ::=
```

```
BEGIN
```

```
-- *****
--
-- IE parameter types from other modules.
--
-- *****
```

```
IMPORTS
```

```
    Criticality,
    ProcedureID,
    MessageDiscriminator,
    TransactionID
```

```
FROM NBAP-CommonDataTypes
```

```
    CommonTransportChannelSetupRequestFDD,
    CommonTransportChannelSetupRequestTDD,
    CommonTransportChannelSetupResponse,
    CommonTransportChannelSetupFailure,
    CommonTransportChannelReconfigurationRequestFDD,
    CommonTransportChannelReconfigurationRequestTDD,
    CommonTransportChannelReconfigurationResponse,
    CommonTransportChannelReconfigurationFailure,
    CommonTransportChannelDeletionRequest,
    CommonTransportChannelDeletionResponse,
    BlockResourceRequest,
    BlockResourceResponse,
    BlockResourceFailure,
    UnblockResourceIndication,
    AuditFailure,
    AuditRequiredIndication,
    AuditRequest,
    AuditResponse,
    CommonMeasurementInitiationRequest,
    CommonMeasurementInitiationResponse,
    CommonMeasurementInitiationFailure,
    CommonMeasurementReport,
    CommonMeasurementTerminationRequest,
    CommonMeasurementFailureIndication,
    CellSetupRequestFDD,
    CellSetupRequestTDD,
    CellSetupResponse,
    CellSetupFailure,
    CellReconfigurationRequestFDD,
    CellReconfigurationRequestTDD,
    CellReconfigurationResponse,
```

CellReconfigurationFailure,
CellDeletionRequest,
CellDeletionResponse,
ResourceStatusIndication,
SystemInformationUpdateRequest,
SystemInformationUpdateResponse,
SystemInformationUpdateFailure,
ResetRequest,
ResetResponse,
RadioLinkPreemptionRequiredIndication,
RadioLinkSetupRequestFDD,
RadioLinkSetupRequestTDD,
RadioLinkSetupResponseFDD,
RadioLinkSetupResponseTDD,
RadioLinkSetupFailureFDD,
RadioLinkSetupFailureTDD,
RadioLinkAdditionRequestFDD,
RadioLinkAdditionRequestTDD,
RadioLinkAdditionResponseFDD,
RadioLinkAdditionResponseTDD,
RadioLinkAdditionFailureFDD,
RadioLinkAdditionFailureTDD,
RadioLinkReconfigurationPrepareFDD,
RadioLinkReconfigurationPrepareTDD,
RadioLinkReconfigurationReady,
RadioLinkReconfigurationFailure,
RadioLinkReconfigurationCommit,
RadioLinkReconfigurationCancel,
RadioLinkReconfigurationRequestFDD,
RadioLinkReconfigurationRequestTDD,
RadioLinkReconfigurationResponse,
RadioLinkDeletionRequest,
RadioLinkDeletionResponse,
DL-PowerControlRequest,
DL-PowerTimeslotControlRequest,
DedicatedMeasurementInitiationRequest,
DedicatedMeasurementInitiationResponse,
DedicatedMeasurementInitiationFailure,
DedicatedMeasurementReport,
DedicatedMeasurementTerminationRequest,
DedicatedMeasurementFailureIndication,
RadioLinkFailureIndication,
RadioLinkRestoreIndication,
CompressedModeCommand,
ErrorIndication,
PrivateMessage,
PhysicalSharedChannelReconfigurationRequestTDD,
PhysicalSharedChannelReconfigurationResponseTDD,
PhysicalSharedChannelReconfigurationFailureTDD

FROM NBAP-PDU-Contents

id-audit,
id-auditRequired,

```

id-blockResource,
id-cellDeletion,
id-cellReconfiguration,
id-cellSetup,
id-commonMeasurementFailure,
id-commonMeasurementInitiation,
id-commonMeasurementReport,
id-commonMeasurementTermination,
id-commonTransportChannelDelete,
id-commonTransportChannelReconfigure,
id-commonTransportChannelSetup,
id-compressedModeCommand,
id-dedicatedMeasurementFailure,
id-dedicatedMeasurementInitiation,
id-dedicatedMeasurementReport,
id-dedicatedMeasurementTermination,
id-downlinkPowerControl,
id-downlinkPowerTimeslotControl,
id-errorIndicationForDedicated,
id-errorIndicationForCommon,
id-physicalSharedChannelReconfiguration,
id-privateMessageForDedicated,
id-privateMessageForCommon,
id-radioLinkAddition,
id-radioLinkDeletion,
id-radioLinkFailure,
id-radioLinkPreemption,
id-radioLinkRestoration,
id-radioLinkSetup,
id-reset,
id-resourceStatusIndication,
id-synchronisedRadioLinkReconfigurationCancellation,
id-synchronisedRadioLinkReconfigurationCommit,
id-synchronisedRadioLinkReconfigurationPreparation,
id-systemInformationUpdate,
id-unblockResource,
id-unSynchronisedRadioLinkReconfiguration
FROM NBAP-Constants;

-- *****
--
-- Interface Elementary Procedure Class
--
-- *****

NBAP-ELEMENTARY-PROCEDURE ::= CLASS {
    &InitiatingMessage           ,
    &SuccessfulOutcome           OPTIONAL,
    &UnsuccessfulOutcome        OPTIONAL,
    &Outcome                     OPTIONAL,
    &messageDiscriminator       MessageDiscriminator,
    &procedureID                 ProcedureID UNIQUE,
    &criticality                 Criticality DEFAULT ignore

```

```

}

WITH SYNTAX {
  INITIATING MESSAGE           &InitiatingMessage
  [SUCCESSFUL OUTCOME         &SuccessfulOutcome]
  [UNSUCCESSFUL OUTCOME      &UnsuccessfulOutcome]
  [OUTCOME                    &Outcome]
  MESSAGE DISCRIMINATOR       &messageDiscriminator
  PROCEDURE ID                 &procedureID
  [CRITICALITY                &criticality]
}

-- *****
--
-- Interface PDU Definition
--
-- *****

NBAP-PDU ::= CHOICE {
  initiatingMessage           InitiatingMessage,
  succesfulOutcome            SuccessfulOutcome,
  unsuccessfulOutcome         UnsuccessfulOutcome,
  outcome                     Outcome,
  ...
}

InitiatingMessage ::= SEQUENCE {
  procedureID                 NBAP-ELEMENTARY-PROCEDURE.&procedureID   ( {NBAP-ELEMENTARY-PROCEDURES} ),
  criticality                 NBAP-ELEMENTARY-PROCEDURE.&criticality ( {NBAP-ELEMENTARY-PROCEDURES}{@procedureID} ),
  messageDiscriminator        NBAP-ELEMENTARY-PROCEDURE.&messageDiscriminator( {NBAP-ELEMENTARY-PROCEDURES}{@procedureID} ),
  transactionID               TransactionID,
  value                       NBAP-ELEMENTARY-PROCEDURE.&InitiatingMessage( {NBAP-ELEMENTARY-PROCEDURES}{@procedureID} )
}

SuccessfulOutcome ::= SEQUENCE {
  procedureID                 NBAP-ELEMENTARY-PROCEDURE.&procedureID   ( {NBAP-ELEMENTARY-PROCEDURES} ),
  criticality                 NBAP-ELEMENTARY-PROCEDURE.&criticality   ( {NBAP-ELEMENTARY-PROCEDURES}{@procedureID} ),
  messageDiscriminator        NBAP-ELEMENTARY-PROCEDURE.&messageDiscriminator( {NBAP-ELEMENTARY-PROCEDURES}{@procedureID} ),
  transactionID               TransactionID,
  value                       NBAP-ELEMENTARY-PROCEDURE.&SuccessfulOutcome( {NBAP-ELEMENTARY-PROCEDURES}{@procedureID} )
}

UnsuccessfulOutcome ::= SEQUENCE {
  procedureID                 NBAP-ELEMENTARY-PROCEDURE.&procedureID   ( {NBAP-ELEMENTARY-PROCEDURES} ),
  criticality                 NBAP-ELEMENTARY-PROCEDURE.&criticality   ( {NBAP-ELEMENTARY-PROCEDURES}{@procedureID} ),
  messageDiscriminator        NBAP-ELEMENTARY-PROCEDURE.&messageDiscriminator( {NBAP-ELEMENTARY-PROCEDURES}{@procedureID} ),
  transactionID               TransactionID,
  value                       NBAP-ELEMENTARY-PROCEDURE.&UnsuccessfulOutcome( {NBAP-ELEMENTARY-PROCEDURES}{@procedureID} )
}

Outcome ::= SEQUENCE {
  procedureID                 NBAP-ELEMENTARY-PROCEDURE.&procedureID   ( {NBAP-ELEMENTARY-PROCEDURES} ),
  criticality                 NBAP-ELEMENTARY-PROCEDURE.&criticality   ( {NBAP-ELEMENTARY-PROCEDURES}{@procedureID} ),
}

```

```

messageDiscriminator    NBAP-ELEMENTARY-PROCEDURE.&messageDiscriminator({NBAP-ELEMENTARY-PROCEDURES}{@procedureID}),
transactionID           TransactionID,
value                   NBAP-ELEMENTARY-PROCEDURE.&Outcome  ({NBAP-ELEMENTARY-PROCEDURES}{@procedureID})
}

```

```

-- *****
--
-- Interface Elementary Procedure List
--
-- *****

```

```

NBAP-ELEMENTARY-PROCEDURES NBAP-ELEMENTARY-PROCEDURE ::= {
  NBAP-ELEMENTARY-PROCEDURES-CLASS-1      |
  NBAP-ELEMENTARY-PROCEDURES-CLASS-2      ,
  ...
}

```

```

NBAP-ELEMENTARY-PROCEDURES-CLASS-1 NBAP-ELEMENTARY-PROCEDURE ::= {
  cellSetupFDD
  cellSetupTDD
  cellReconfigurationFDD
  cellReconfigurationTDD
  cellDeletion
  commonTransportChannelSetupFDD
  commonTransportChannelSetupTDD
  commonTransportChannelReconfigureFDD
  commonTransportChannelReconfigureTDD
  commonTransportChannelDelete
  audit
  blockResource
  radioLinkSetupFDD
  radioLinkSetupTDD
  systemInformationUpdate
  commonMeasurementInitiation
  radioLinkAdditionFDD
  radioLinkAdditionTDD
  radioLinkDeletion
  reset
  synchronisedRadioLinkReconfigurationPreparationFDD
  synchronisedRadioLinkReconfigurationPreparationTDD
  unSynchronisedRadioLinkReconfigurationFDD
  unSynchronisedRadioLinkReconfigurationTDD
  dedicatedMeasurementInitiation
  physicalSharedChannelReconfiguration
  ...
}

```

```

NBAP-ELEMENTARY-PROCEDURES-CLASS-2 NBAP-ELEMENTARY-PROCEDURE ::= {
  resourceStatusIndication
  auditRequired
  commonMeasurementReport
  commonMeasurementTermination
  commonMeasurementFailure
}

```

```

synchronisedRadioLinkReconfigurationCommit
synchronisedRadioLinkReconfigurationCancellation
radioLinkFailure
radioLinkPreemption
radioLinkRestoration
dedicatedMeasurementReport
dedicatedMeasurementTermination
dedicatedMeasurementFailure
downlinkPowerControlFDD
downlinkPowerTimeslotControl
compressedModeCommand
unblockResource
errorIndicationForDedicated
errorIndicationForCommon
privateMessageForDedicated
privateMessageForCommon
...
}

-- *****
--
-- Interface Elementary Procedures
--
-- *****

-- Class 1

-- *** CellSetup (FDD) ***
cellSetupFDD NBAP-ELEMENTARY-PROCEDURE ::= {
  INITIATING MESSAGE      CellSetupRequestFDD
  SUCCESSFUL OUTCOME      CellSetupResponse
  UNSUCCESSFUL OUTCOME    CellSetupFailure
  MESSAGE DISCRIMINATOR   common
  PROCEDURE ID            { procedureCode id-cellSetup, ddMode fdd }
  CRITICALITY             reject
}

-- *** CellSetup (TDD) ***
cellSetupTDD NBAP-ELEMENTARY-PROCEDURE ::= {
  INITIATING MESSAGE      CellSetupRequestTDD
  SUCCESSFUL OUTCOME      CellSetupResponse
  UNSUCCESSFUL OUTCOME    CellSetupFailure
  MESSAGE DISCRIMINATOR   common
  PROCEDURE ID            { procedureCode id-cellSetup, ddMode tdd }
  CRITICALITY             reject
}

-- *** CellReconfiguration(FDD) ***
cellReconfigurationFDD NBAP-ELEMENTARY-PROCEDURE ::= {
  INITIATING MESSAGE      CellReconfigurationRequestFDD
  SUCCESSFUL OUTCOME      CellReconfigurationResponse
  UNSUCCESSFUL OUTCOME    CellReconfigurationFailure
  MESSAGE DISCRIMINATOR   common
}

```

```
    PROCEDURE ID      { procedureCode id-cellReconfiguration, ddMode fdd }
    CRITICALITY      reject
}

-- *** CellReconfiguration(TDD) ***
cellReconfigurationTDD NBAP-ELEMENTARY-PROCEDURE ::= {
    INITIATING MESSAGE      CellReconfigurationRequestTDD
    SUCCESSFUL OUTCOME      CellReconfigurationResponse
    UNSUCCESSFUL OUTCOME    CellReconfigurationFailure
    MESSAGE DISCRIMINATOR   common
    PROCEDURE ID            { procedureCode id-cellReconfiguration, ddMode tdd }
    CRITICALITY             reject
}

-- *** CellDeletion ***
cellDeletion NBAP-ELEMENTARY-PROCEDURE ::= {
    INITIATING MESSAGE      CellDeletionRequest
    SUCCESSFUL OUTCOME      CellDeletionResponse
    MESSAGE DISCRIMINATOR   common
    PROCEDURE ID            { procedureCode id-cellDeletion, ddMode common }
    CRITICALITY             reject
}

-- *** CommonTransportChannelSetup (FDD) ***
commonTransportChannelSetupFDD NBAP-ELEMENTARY-PROCEDURE ::= {
    INITIATING MESSAGE      CommonTransportChannelSetupRequestFDD
    SUCCESSFUL OUTCOME      CommonTransportChannelSetupResponse
    UNSUCCESSFUL OUTCOME    CommonTransportChannelSetupFailure
    MESSAGE DISCRIMINATOR   common
    PROCEDURE ID            { procedureCode id-commonTransportChannelSetup, ddMode fdd }
    CRITICALITY             reject
}

-- *** CommonTransportChannelSetup (TDD) ***
commonTransportChannelSetupTDD NBAP-ELEMENTARY-PROCEDURE ::= {
    INITIATING MESSAGE      CommonTransportChannelSetupRequestTDD
    SUCCESSFUL OUTCOME      CommonTransportChannelSetupResponse
    UNSUCCESSFUL OUTCOME    CommonTransportChannelSetupFailure
    MESSAGE DISCRIMINATOR   common
    PROCEDURE ID            { procedureCode id-commonTransportChannelSetup, ddMode tdd }
    CRITICALITY             reject
}

-- *** CommonTransportChannelReconfigure (FDD) ***
commonTransportChannelReconfigureFDD NBAP-ELEMENTARY-PROCEDURE ::= {
    INITIATING MESSAGE      CommonTransportChannelReconfigurationRequestFDD
    SUCCESSFUL OUTCOME      CommonTransportChannelReconfigurationResponse
    UNSUCCESSFUL OUTCOME    CommonTransportChannelReconfigurationFailure
    MESSAGE DISCRIMINATOR   common
    PROCEDURE ID            { procedureCode id-commonTransportChannelReconfigure, ddMode fdd }
    CRITICALITY             reject
}
```



```
-- *** CommonTransportChannelReconfigure (TDD) ***
commonTransportChannelReconfigureTDD NBAP-ELEMENTARY-PROCEDURE ::= {
  INITIATING MESSAGE      CommonTransportChannelReconfigurationRequestTDD
  SUCCESSFUL OUTCOME      CommonTransportChannelReconfigurationResponse
  UNSUCCESSFUL OUTCOME    CommonTransportChannelReconfigurationFailure
  MESSAGE DISCRIMINATOR   common
  PROCEDURE ID            { procedureCode id-commonTransportChannelReconfigure, ddMode tdd }
  CRITICALITY             reject
}

-- *** CommonTransportChannelDelete ***
commonTransportChannelDelete NBAP-ELEMENTARY-PROCEDURE ::= {
  INITIATING MESSAGE      CommonTransportChannelDeletionRequest
  SUCCESSFUL OUTCOME      CommonTransportChannelDeletionResponse
  MESSAGE DISCRIMINATOR   common
  PROCEDURE ID            { procedureCode id-commonTransportChannelDelete, ddMode common }
  CRITICALITY             reject
}

-- *** Audit ***
audit NBAP-ELEMENTARY-PROCEDURE ::= {
  INITIATING MESSAGE      AuditRequest
  SUCCESSFUL OUTCOME      AuditResponse
  UNSUCCESSFUL OUTCOME    AuditFailure
  MESSAGE DISCRIMINATOR   common
  PROCEDURE ID            { procedureCode id-audit, ddMode common }
  CRITICALITY             reject
}

-- *** BlockResourceRequest ***
blockResource NBAP-ELEMENTARY-PROCEDURE ::= {
  INITIATING MESSAGE      BlockResourceRequest
  SUCCESSFUL OUTCOME      BlockResourceResponse
  UNSUCCESSFUL OUTCOME    BlockResourceFailure
  MESSAGE DISCRIMINATOR   common
  PROCEDURE ID            { procedureCode id-blockResource, ddMode common }
  CRITICALITY             reject
}

-- *** RadioLinkSetup (FDD) ***
radioLinkSetupFDD NBAP-ELEMENTARY-PROCEDURE ::= {
  INITIATING MESSAGE      RadioLinkSetupRequestFDD
  SUCCESSFUL OUTCOME      RadioLinkSetupResponseFDD
  UNSUCCESSFUL OUTCOME    RadioLinkSetupFailureFDD
  MESSAGE DISCRIMINATOR   common
  PROCEDURE ID            { procedureCode id-radioLinkSetup, ddMode fdd }
  CRITICALITY             reject
}

-- *** RadioLinkSetup (TDD) ***
radioLinkSetupTDD NBAP-ELEMENTARY-PROCEDURE ::= {
  INITIATING MESSAGE      RadioLinkSetupRequestTDD
  SUCCESSFUL OUTCOME      RadioLinkSetupResponseTDD
```

```
UNSUCCESSFUL OUTCOME    RadioLinkSetupFailureTDD
MESSAGE DISCRIMINATOR   common
PROCEDURE ID            { procedureCode id-radioLinkSetup, ddMode tdd }
CRITICALITY             reject
}

-- *** SystemInformationUpdate ***
systemInformationUpdate NBAP-ELEMENTARY-PROCEDURE ::= {
  INITIATING MESSAGE     SystemInformationUpdateRequest
  SUCCESSFUL OUTCOME     SystemInformationUpdateResponse
  UNSUCCESSFUL OUTCOME   SystemInformationUpdateFailure
  MESSAGE DISCRIMINATOR  common
  PROCEDURE ID          { procedureCode id-systemInformationUpdate, ddMode common }
  CRITICALITY           reject
}

-- *** Reset ***
reset NBAP-ELEMENTARY-PROCEDURE ::= {
  INITIATING MESSAGE     ResetRequest
  SUCCESSFUL OUTCOME     ResetResponse
  MESSAGE DISCRIMINATOR  common
  PROCEDURE ID          { procedureCode id-reset, ddMode common }
  CRITICALITY           reject
}

-- *** CommonMeasurementInitiation ***
commonMeasurementInitiation NBAP-ELEMENTARY-PROCEDURE ::= {
  INITIATING MESSAGE     CommonMeasurementInitiationRequest
  SUCCESSFUL OUTCOME     CommonMeasurementInitiationResponse
  UNSUCCESSFUL OUTCOME   CommonMeasurementInitiationFailure
  MESSAGE DISCRIMINATOR  common
  PROCEDURE ID          { procedureCode id-commonMeasurementInitiation, ddMode common }
  CRITICALITY           reject
}

-- *** RadioLinkAddition (FDD) ***
radioLinkAdditionFDD NBAP-ELEMENTARY-PROCEDURE ::= {
  INITIATING MESSAGE     RadioLinkAdditionRequestFDD
  SUCCESSFUL OUTCOME     RadioLinkAdditionResponseFDD
  UNSUCCESSFUL OUTCOME   RadioLinkAdditionFailureFDD
  MESSAGE DISCRIMINATOR  dedicated
  PROCEDURE ID          { procedureCode id-radioLinkAddition, ddMode fdd }
  CRITICALITY           reject
}

-- *** RadioLinkAddition (TDD) ***
radioLinkAdditionTDD NBAP-ELEMENTARY-PROCEDURE ::= {
  INITIATING MESSAGE     RadioLinkAdditionRequestTDD
  SUCCESSFUL OUTCOME     RadioLinkAdditionResponseTDD
  UNSUCCESSFUL OUTCOME   RadioLinkAdditionFailureTDD
  MESSAGE DISCRIMINATOR  dedicated
}
```

```
    PROCEDURE ID      { procedureCode id-radioLinkAddition, ddMode tdd }
    CRITICALITY      reject
}

-- *** RadioLinkDeletion ***
radioLinkDeletion NBAP-ELEMENTARY-PROCEDURE ::= {
    INITIATING MESSAGE      RadioLinkDeletionRequest
    SUCCESSFUL OUTCOME      RadioLinkDeletionResponse
    MESSAGE DISCRIMINATOR   dedicated
    PROCEDURE ID            { procedureCode id-radioLinkDeletion, ddMode common }
    CRITICALITY             reject
}

-- *** SynchronisedRadioLinkReconfigurationPreparation (FDD) ***
synchronisedRadioLinkReconfigurationPreparationFDD NBAP-ELEMENTARY-PROCEDURE ::= {
    INITIATING MESSAGE      RadioLinkReconfigurationPrepareFDD
    SUCCESSFUL OUTCOME      RadioLinkReconfigurationReady
    UNSUCCESSFUL OUTCOME    RadioLinkReconfigurationFailure
    MESSAGE DISCRIMINATOR   dedicated
    PROCEDURE ID            { procedureCode id-synchronisedRadioLinkReconfigurationPreparation, ddMode fdd }
    CRITICALITY             reject
}

-- *** SynchronisedRadioLinkReconfigurationPreparation (TDD) ***
synchronisedRadioLinkReconfigurationPreparationTDD NBAP-ELEMENTARY-PROCEDURE ::= {
    INITIATING MESSAGE      RadioLinkReconfigurationPrepareTDD
    SUCCESSFUL OUTCOME      RadioLinkReconfigurationReady
    UNSUCCESSFUL OUTCOME    RadioLinkReconfigurationFailure
    MESSAGE DISCRIMINATOR   dedicated
    PROCEDURE ID            { procedureCode id-synchronisedRadioLinkReconfigurationPreparation, ddMode tdd }
    CRITICALITY             reject
}

-- *** UnSynchronisedRadioLinkReconfiguration (FDD) ***
unSynchronisedRadioLinkReconfigurationFDD NBAP-ELEMENTARY-PROCEDURE ::= {
    INITIATING MESSAGE      RadioLinkReconfigurationRequestFDD
    SUCCESSFUL OUTCOME      RadioLinkReconfigurationResponse
    UNSUCCESSFUL OUTCOME    RadioLinkReconfigurationFailure
    MESSAGE DISCRIMINATOR   dedicated
    PROCEDURE ID            { procedureCode id-unSynchronisedRadioLinkReconfiguration, ddMode fdd }
    CRITICALITY             reject
}

-- *** UnSynchronisedRadioLinkReconfiguration (TDD) ***
unSynchronisedRadioLinkReconfigurationTDD NBAP-ELEMENTARY-PROCEDURE ::= {
    INITIATING MESSAGE      RadioLinkReconfigurationRequestTDD
    SUCCESSFUL OUTCOME      RadioLinkReconfigurationResponse
    UNSUCCESSFUL OUTCOME    RadioLinkReconfigurationFailure
    MESSAGE DISCRIMINATOR   dedicated
    PROCEDURE ID            { procedureCode id-unSynchronisedRadioLinkReconfiguration, ddMode tdd }
    CRITICALITY             reject
}
```

```
-- *** DedicatedMeasurementInitiation ***
dedicatedMeasurementInitiation NBAP-ELEMENTARY-PROCEDURE ::= {
  INITIATING MESSAGE      DedicatedMeasurementInitiationRequest
  SUCCESSFUL OUTCOME      DedicatedMeasurementInitiationResponse
  UNSUCCESSFUL OUTCOME    DedicatedMeasurementInitiationFailure
  MESSAGE DISCRIMINATOR   dedicated
  PROCEDURE ID            { procedureCode id-dedicatedMeasurementInitiation, ddMode common }
  CRITICALITY             reject
}

-- *** PhysicalSharedChannelReconfiguration (TDD only) ***
physicalSharedChannelReconfiguration NBAP-ELEMENTARY-PROCEDURE ::= {
  INITIATING MESSAGE      PhysicalSharedChannelReconfigurationRequestTDD
  SUCCESSFUL OUTCOME      PhysicalSharedChannelReconfigurationResponseTDD
  UNSUCCESSFUL OUTCOME    PhysicalSharedChannelReconfigurationFailureTDD
  MESSAGE DISCRIMINATOR   dedicated
  PROCEDURE ID            { procedureCode id-physicalSharedChannelReconfiguration, ddMode tdd }
  CRITICALITY             reject
}

-- Class 2

-- *** ResourceStatusIndication ***
resourceStatusIndication NBAP-ELEMENTARY-PROCEDURE ::= {
  INITIATING MESSAGE      ResourceStatusIndication
  MESSAGE DISCRIMINATOR   common
  PROCEDURE ID            { procedureCode id-resourceStatusIndication, ddMode common }
  CRITICALITY             ignore
}

-- *** AuditRequired ***
auditRequired NBAP-ELEMENTARY-PROCEDURE ::= {
  INITIATING MESSAGE      AuditRequiredIndication
  MESSAGE DISCRIMINATOR   common
  PROCEDURE ID            { procedureCode id-auditRequired, ddMode common }
  CRITICALITY             ignore
}

-- *** CommonMeasurementReport ***
commonMeasurementReport NBAP-ELEMENTARY-PROCEDURE ::= {
  INITIATING MESSAGE      CommonMeasurementReport
  MESSAGE DISCRIMINATOR   common
  PROCEDURE ID            { procedureCode id-commonMeasurementReport, ddMode common }
  CRITICALITY             ignore
}

-- *** CommonMeasurementTermination ***
commonMeasurementTermination NBAP-ELEMENTARY-PROCEDURE ::= {
  INITIATING MESSAGE      CommonMeasurementTerminationRequest
  MESSAGE DISCRIMINATOR   common
  PROCEDURE ID            { procedureCode id-commonMeasurementTermination, ddMode common }
  CRITICALITY             ignore
}
```

```
-- *** CommonMeasurementFailure ***
commonMeasurementFailure NBAP-ELEMENTARY-PROCEDURE ::= {
    INITIATING MESSAGE      CommonMeasurementFailureIndication
    MESSAGE DISCRIMINATOR   common
    PROCEDURE ID            { procedureCode id-commonMeasurementFailure, ddMode common }
    CRITICALITY             ignore
}

-- *** SynchronisedRadioLinkReconfirurationCommit ***
synchronisedRadioLinkReconfigurationCommit NBAP-ELEMENTARY-PROCEDURE ::= {
    INITIATING MESSAGE      RadioLinkReconfigurationCommit
    MESSAGE DISCRIMINATOR   dedicated
    PROCEDURE ID            { procedureCode id-synchronisedRadioLinkReconfigurationCommit, ddMode common }
    CRITICALITY             ignore
}

-- *** SynchronisedRadioReconfigurationCancellation ***
synchronisedRadioLinkReconfigurationCancellation NBAP-ELEMENTARY-PROCEDURE ::= {
    INITIATING MESSAGE      RadioLinkReconfigurationCancel
    MESSAGE DISCRIMINATOR   dedicated
    PROCEDURE ID            { procedureCode id-synchronisedRadioLinkReconfigurationCancellation, ddMode common }
    CRITICALITY             ignore
}

-- *** RadioLinkFailure ***
radioLinkFailure NBAP-ELEMENTARY-PROCEDURE ::= {
    INITIATING MESSAGE      RadioLinkFailureIndication
    MESSAGE DISCRIMINATOR   dedicated
    PROCEDURE ID            { procedureCode id-radioLinkFailure, ddMode common }
    CRITICALITY             ignore
}

-- *** RadioLinkPreemption ***
radioLinkPreemption NBAP-ELEMENTARY-PROCEDURE ::= {
    INITIATING MESSAGE      RadioLinkPreemptionRequiredIndication
    MESSAGE DISCRIMINATOR   dedicated
    PROCEDURE ID            { procedureCode id-radioLinkPreemption, ddMode common }
    CRITICALITY             ignore
}

-- *** RadioLinkRestoration ***
radioLinkRestoration NBAP-ELEMENTARY-PROCEDURE ::= {
    INITIATING MESSAGE      RadioLinkRestoreIndication
    MESSAGE DISCRIMINATOR   dedicated
    PROCEDURE ID            { procedureCode id-radioLinkRestoration, ddMode common }
    CRITICALITY             ignore
}

-- *** DedicatedMeasurementReport ***
dedicatedMeasurementReport NBAP-ELEMENTARY-PROCEDURE ::= {
    INITIATING MESSAGE      DedicatedMeasurementReport
    MESSAGE DISCRIMINATOR   dedicated
}
```

```
    PROCEDURE ID      { procedureCode id-dedicatedMeasurementReport, ddMode common }
    CRITICALITY      ignore
}

-- *** DedicatedMeasurementTermination ***
dedicatedMeasurementTermination NBAP-ELEMENTARY-PROCEDURE ::= {
    INITIATING MESSAGE      DedicatedMeasurementTerminationRequest
    MESSAGE DISCRIMINATOR   dedicated
    PROCEDURE ID            { procedureCode id-dedicatedMeasurementTermination, ddMode common }
    CRITICALITY             ignore
}

-- *** DedicatedMeasurementFailure ***
dedicatedMeasurementFailure NBAP-ELEMENTARY-PROCEDURE ::= {
    INITIATING MESSAGE      DedicatedMeasurementFailureIndication
    MESSAGE DISCRIMINATOR   dedicated
    PROCEDURE ID            { procedureCode id-dedicatedMeasurementFailure, ddMode common }
    CRITICALITY             ignore
}

-- *** DLPowerControl (FDD only) ***
downlinkPowerControlFDD NBAP-ELEMENTARY-PROCEDURE ::= {
    INITIATING MESSAGE      DL-PowerControlRequest
    MESSAGE DISCRIMINATOR   dedicated
    PROCEDURE ID            { procedureCode id-downlinkPowerControl, ddMode fdd }
    CRITICALITY             ignore
}

-- *** DLPowerTimeslotControl (TDD only) ***
downlinkPowerTimeslotControl NBAP-ELEMENTARY-PROCEDURE ::= {
    INITIATING MESSAGE      DL-PowerTimeslotControlRequest
    MESSAGE DISCRIMINATOR   dedicated
    PROCEDURE ID            { procedureCode id-downlinkPowerTimeslotControl, ddMode tdd }
    CRITICALITY             ignore
}

-- *** CompressedModeCommand (FDD only) ***
compressedModeCommand NBAP-ELEMENTARY-PROCEDURE ::= {
    INITIATING MESSAGE      CompressedModeCommand
    MESSAGE DISCRIMINATOR   dedicated
    PROCEDURE ID            { procedureCode id-compressedModeCommand, ddMode fdd }
    CRITICALITY             ignore
}

-- *** UnblockResourceIndication ***
unblockResource NBAP-ELEMENTARY-PROCEDURE ::= {
    INITIATING MESSAGE      UnblockResourceIndication
    MESSAGE DISCRIMINATOR   common
    PROCEDURE ID            { procedureCode id-unblockResource, ddMode common }
    CRITICALITY             ignore
}

-- *** ErrorIndication for Dedicated procedures ***
```

```

errorIndicationForDedicated NBAP-ELEMENTARY-PROCEDURE ::= {
  INITIATING MESSAGE      ErrorIndication
  MESSAGE DISCRIMINATOR   dedicated
  PROCEDURE ID             { procedureCode id-errorIndicationForDedicated, ddMode common }
  CRITICALITY              ignore
}

-- *** ErrorIndication for Common procedures ***
errorIndicationForCommon NBAP-ELEMENTARY-PROCEDURE ::= {
  INITIATING MESSAGE      ErrorIndication
  MESSAGE DISCRIMINATOR   common
  PROCEDURE ID             { procedureCode id-errorIndicationForCommon, ddMode common }
  CRITICALITY              ignore
}

-- *** PrivateMessage for Dedicated procedures ***
privateMessageForDedicated NBAP-ELEMENTARY-PROCEDURE ::= {
  INITIATING MESSAGE      PrivateMessage
  MESSAGE DISCRIMINATOR   dedicated
  PROCEDURE ID             { procedureCode id-privateMessageForDedicated, ddMode common }
  CRITICALITY              ignore
}

-- *** PrivateMessage for Common procedures ***
privateMessageForCommon NBAP-ELEMENTARY-PROCEDURE ::= {
  INITIATING MESSAGE      PrivateMessage
  MESSAGE DISCRIMINATOR   common
  PROCEDURE ID             { procedureCode id-privateMessageForCommon, ddMode common }
  CRITICALITY              ignore
}

END

```

9.3.3 PDU Definitions

```

-- *****
--
-- PDU definitions for NBAP.
--
-- *****

NBAP-PDU-Contents {
  itu-t (0) identified-organization (4) etsi (0) mobileDomain (0)
  umts-Access (20) modules (3) nbap (2) version1 (1) nbap-PDU-Contents (1) }

DEFINITIONS AUTOMATIC TAGS ::=

BEGIN

-- *****

```

```
--  
-- IE parameter types from other modules.  
--  
-- *****
```

IMPORTS

```
Active-Pattern-Sequence-Information,  
AddorDeleteIndicator,  
AICH-Power,  
AICH-TransmissionTiming,  
AllocationRetentionPriority,  
APPreambleSignature,  
APSubChannelNumber,  
AvailabilityStatus,  
BCCH-ModificationTime,  
BindingID,  
BlockingPriorityIndicator,  
BlockSTTD-Indicator,  
Cause,  
CCTrCH-ID,  
CDSubChannelNumbers,  
CellParameterID,  
CFN,  
Channel-Assignment-Indication,  
ChipOffset,  
C-ID,  
Closedlooptimingadjustmentmode,  
CommonChannelsCapacityConsumptionLaw,  
Compressed-Mode-Deactivation-Flag,  
CommonMeasurementType,  
CommonMeasurementValue,  
CommonMeasurementValueInformation,  
CommonPhysicalChannelID,  
Common-PhysicalChannel-Status-Information,  
Common-TransportChannel-Status-Information,  
CommonTransportChannelID,  
CommonTransportChannel-InformationResponse,  
CommunicationControlPortID,  
ConfigurationGenerationID,  
ConstantValue,  
CriticalityDiagnostics,  
CPCH-Allowed-Total-Rate,  
CPCHScramblingCodeNumber,  
CPCH-UL-DPCCH-SlotFormat,  
CRNC-CommunicationContextID,  
DCH-FDD-Information,  
DCH-InformationResponse,  
DCH-ID,  
FDD-DCHs-to-Modify,  
TDD-DCHs-to-Modify,  
DCH-TDD-Information,  
DedicatedChannelsCapacityConsumptionLaw,  
DedicatedMeasurementType,
```


DedicatedMeasurementValue,
DedicatedMeasurementValueInformation,
DiversityControlField,
DiversityMode,
DL-DPCH-SlotFormat,
DL-or-Global-CapacityCredit,
DL-Power,
DLPowerAveragingWindowSize,
DL-ScramblingCode,
DL-TimeslotISCP,
DL-Timeslot-Information,
DL-TimeslotISCPInfo,
DL-TPC-Pattern01Count,
DPCH-ID,
DSCH-ID,
DSCH-FDD-Information,
DSCH-InformationResponse,
DSCH-TDD-Information,
End-Of-Audit-Sequence-Indicator,
FDD-DL-ChannelisationCodeNumber,
FDD-DL-CodeInformation,
FDD-S-CCPCH-Offset,
FDD-TPC-DownlinkStepSize,
FirstRLS-Indicator,
FNReportingIndicator,
FrameHandlingPriority,
FrameOffset,
IB-OC-ID,
IB-SG-DATA,
IB-SG-POS,
IB-SG-REP,
IB-Type,
IndicationType,
InnerLoopDLPCStatus,
LimitedPowerIncrease,
Local-Cell-ID,
MaximumDL-PowerCapability,
MaximumTransmissionPower,
Max-Number-of-PCPCHes,
MaxNrOfUL-DPDCHs,
MaxPRACH-MidambleShifts,
MeasurementFilterCoefficient,
MeasurementID,
MidambleShiftAndBurstType,
MinimumDL-PowerCapability,
MinSpreadingFactor,
MinUL-ChannelisationCodeLength,
MultiplexingPosition,
NEOT,
NFmax,
N-INSYNC-IND,
N-OUTSYNC-IND,
NodeB-CommunicationContextID,

NStartMessage,
PagingIndicatorLength,
PayloadCRC-PresenceIndicator,
PCCPCH-Power,
PCP-Length,
PDSCH-CodeMapping,
PDSCHSet-ID,
PDSCH-ID,
PICH-Mode,
PICH-Power,
PowerAdjustmentType,
PowerOffset,
PowerRaiseLimit,
PRACH-Midamble,
PreambleSignatures,
PreambleThreshold,
PrimaryCPICH-Power,
PrimaryScramblingCode,
PropagationDelay,
SCH-TimeSlot,
PunctureLimit,
PUSCHSet-ID,
PUSCH-ID,
QE-Selector,
RACH-SlotFormat,
RACH-SubChannelNumbers,
RepetitionLength,
RepetitionPeriod,
ReportCharacteristics,
ResourceOperationalState,
RL-Set-ID,
RL-ID,
Received-total-wide-band-power-Value,
AdjustmentPeriod,
ScaledAdjustmentRatio,
MaxAdjustmentStep,
ScramblingCodeNumber,
SecondaryCCPCH-SlotFormat,
Segment-Type,
S-FieldLength,
SFN,
ShutdownTimer,
SIB-Originator,
SpecialBurstScheduling,
SSDT-Cell-Identity,
SSDT-CellID-Length,
SSDT-Indication,
Start-Of-Audit-Sequence-Indicator,
STTD-Indicator,
SSDT-SupportIndicator,
SyncCase,
T-Cell,
T-RLFFAILURE,

```
TDD-ChannelisationCode,
TDD-DPCHOffset,
TDD-TPC-DownlinkStepSize,
TDD-PhysicalChannelOffset,
TFCI2-BearerInformationResponse,
TFCI-Coding,
TFCI-Presence,
TFCI-SignallingMode,
TFCS,
TimeSlot,
TimeSlotDirection,
TimeSlotStatus,
TimingAdvanceApplied,
ToAWE,
ToAWS,
TransmissionDiversityApplied,
TransmitDiversityIndicator,
TransmissionGapPatternSequenceCodeInformation,
Transmission-Gap-Pattern-Sequence-Information,
TransportBearerRequestIndicator,
TransportFormatSet,
TransportLayerAddress,
TSTD-Indicator,
UARFCN,
USCH-Information,
USCH-InformationResponse,
UL-CapacityCredit,
UL-DPCCH-SlotFormat,
UL-SIR,
UL-FP-Mode,
UL-PhysCH-SF-Variation,
UL-ScramblingCode,
UL-Timeslot-Information,
UL-TimeSlot-ISCP-Info,
UL-TimeslotISCP-Value,
UL-TimeslotISCP-Value-IncrDecrThres,
USCH-ID
FROM NBAP-IEs

PrivateIE-Container{ },
ProtocolExtensionContainer{ },
ProtocolIE-Container{ },
ProtocolIE-Single-Container{ },
ProtocolIE-ContainerList{ },
NBAP-PRIVATE-IES,
NBAP-PROTOCOL-IES,
NBAP-PROTOCOL-EXTENSION
FROM NBAP-Containers

id-Active-Pattern-Sequence-Information,
id-AdjustmentRatio,
id-AICH-Information,
```

id-AICH-ParametersListIE-CTCH-ReconfRqstFDD,
id-AP-AICH-Information,
id-AP-AICH-ParametersListIE-CTCH-ReconfRqstFDD,
id-BCH-Information,
id-BCCH-ModificationTime,
id-BlockingPriorityIndicator,
id-Cause,
id-CauseLevel-PSCH-ReconfFailureTDD,
id-CauseLevel-RL-AdditionFailureFDD,
id-CauseLevel-RL-AdditionFailureTDD,
id-CauseLevel-RL-ReconfFailure,
id-CauseLevel-RL-SetupFailureFDD,
id-CauseLevel-RL-SetupFailureTDD,
id-CCP-InformationItem-AuditRsp,
id-CCP-InformationList-AuditRsp,
id-CCP-InformationItem-ResourceStatusInd,
id-CCTrCH-InformationItem-RL-FailureInd,
id-CCTrCH-InformationItem-RL-RestoreInd,
id-CDCA-ICH-Information,
id-CDCA-ICH-ParametersListIE-CTCH-ReconfRqstFDD,
id-Cell-InformationItem-AuditRsp,
id-Cell-InformationItem-ResourceStatusInd,
id-Cell-InformationList-AuditRsp,
id-CellParameterID,
id-CFN,
id-CFNReportingIndicator,
id-C-ID,
id-Closed-Loop-Timing-Adjustment-Mode,
id-CommonMeasurementObjectType-CM-Rprt,
id-CommonMeasurementObjectType-CM-Rqst,
id-CommonMeasurementObjectType-CM-Rsp,
id-CommonMeasurementType,
id-CommonPhysicalChannelID,
id-CommonPhysicalChannelType-CTCH-ReconfRqstFDD,
id-CommonPhysicalChannelType-CTCH-SetupRqstFDD,
id-CommonPhysicalChannelType-CTCH-SetupRqstTDD,
id-CommunicationContextInfoItem-Reset,
id-CommunicationControlPortID,
id-CommunicationControlPortInfoItem-Reset,
id-Compressed-Mode-Deactivation-Flag,
id-ConfigurationGenerationID,
id-CPCH-Information,
id-CPCH-Parameters-CTCH-SetupRsp,
id-CPCH-ParametersListIE-CTCH-ReconfRqstFDD,
id-CRNC-CommunicationContextID,
id-CriticalityDiagnostics,
id-DCHs-to-Add-FDD,
id-DCHs-to-Add-TDD,
id-DCH-AddList-RL-ReconfPrepTDD,
id-DCH-DeleteList-RL-ReconfPrepFDD,
id-DCH-DeleteList-RL-ReconfPrepTDD,
id-DCH-DeleteList-RL-ReconfRqstFDD,
id-DCH-DeleteList-RL-ReconfRqstTDD,

id-DCH-FDD-Information,
id-DCH-TDD-Information,
id-DCH-InformationResponse,
id-FDD-DCHs-to-Modify,
id-TDD-DCHs-to-Modify,
id-DedicatedMeasurementObjectType-DM-Rprt,
id-DedicatedMeasurementObjectType-DM-Rqst,
id-DedicatedMeasurementObjectType-DM-Rsp,
id-DedicatedMeasurementType,
id-DL-CCTrCH-InformationAddList-RL-ReconfPrepTDD,
id-DL-CCTrCH-InformationDeleteItem-RL-ReconfRqstTDD,
id-DL-CCTrCH-InformationDeleteList-RL-ReconfPrepTDD,
id-DL-CCTrCH-InformationDeleteList-RL-ReconfRqstTDD,
id-DL-CCTrCH-InformationItem-RL-SetupRqstTDD,
id-DL-CCTrCH-InformationList-RL-AdditionRqstTDD,
id-DL-CCTrCH-InformationList-RL-SetupRqstTDD,
id-DL-CCTrCH-InformationModifyItem-RL-ReconfRqstTDD,
id-DL-CCTrCH-InformationModifyList-RL-ReconfPrepTDD,
id-DL-CCTrCH-InformationModifyList-RL-ReconfRqstTDD,
id-DL-DPCH-InformationAddListIE-RL-ReconfPrepTDD,
id-DL-DPCH-InformationItem-RL-AdditionRqstTDD,
id-DL-DPCH-InformationList-RL-SetupRqstTDD,
id-DL-DPCH-InformationModify-AddListIE-RL-ReconfPrepTDD,
id-DL-DPCH-InformationModify-DeleteListIE-RL-ReconfPrepTDD,
id-DL-DPCH-InformationModify-ModifyListIE-RL-ReconfPrepTDD,
id-DL-DPCH-Information-RL-ReconfPrepFDD,
id-DL-DPCH-Information-RL-ReconfRqstFDD,
id-DL-DPCH-Information-RL-SetupRqstFDD,
id-DL-ReferencePowerInformationItem-DL-PC-Rqst,
id-DLReferencePower,
id-DLReferencePowerList-DL-PC-Rqst,
id-DL-TPC-Pattern01Count,
id-DPCHConstant,
id-DSCH-AddItem-RL-ReconfPrepFDD,
id-DSCHs-to-Add-FDD,
id-DSCH-DeleteItem-RL-ReconfPrepFDD,
id-DSCH-DeleteList-RL-ReconfPrepFDD,
id-DSCHs-to-Add-TDD,
id-DSCH-Information-DeleteList-RL-ReconfPrepTDD,
id-DSCH-Information-ModifyList-RL-ReconfPrepTDD,
id-DSCH-InformationResponse,
id-DSCH-FDD-Information,
id-DSCH-TDD-Information,
id-DSCH-ModifyItem-RL-ReconfPrepFDD,
id-DSCH-ModifyList-RL-ReconfPrepFDD,
id-End-Of-Audit-Sequence-Indicator,
id-FACH-Information,
id-FACH-ParametersList-CTCH-ReconfRqstTDD,
id-FACH-ParametersList-CTCH-SetupRsp,
id-FACH-ParametersListIE-CTCH-ReconfRqstFDD,
id-FACH-ParametersListIE-CTCH-SetupRqstFDD,
id-FACH-ParametersListIE-CTCH-SetupRqstTDD,
id-IndicationType-ResourceStatusInd,

id-InnerLoopDLPCStatus,
id-Limited-power-increase-information-Cell-SetupRqstFDD,
id-Local-Cell-ID,
id-Local-Cell-Group-InformationItem-AuditRsp,
id-Local-Cell-Group-InformationItem-ResourceStatusInd,
id-Local-Cell-Group-InformationItem2-ResourceStatusInd,
id-Local-Cell-Group-InformationList-AuditRsp,
id-Local-Cell-InformationItem-AuditRsp,
id-Local-Cell-InformationItem-ResourceStatusInd,
id-Local-Cell-InformationItem2-ResourceStatusInd,
id-Local-Cell-InformationList-AuditRsp,
id-AdjustmentPeriod,
id-MaxAdjustmentStep,
id-MaximumTransmissionPower,
id-MeasurementFilterCoefficient,
id-MeasurementID,
id-MIB-SB-SIB-InformationList-SystemInfoUpdateRqst,
id-NodeB-CommunicationContextID,
id-P-CCPCH-Information,
id-P-CPICH-Information,
id-P-SCH-Information,
id-PCCPCH-Information-Cell-ReconfRqstTDD,
id-PCCPCH-Information-Cell-SetupRqstTDD,
id-PCH-Parameters-CTCH-ReconfRqstTDD,
id-PCH-Parameters-CTCH-SetupRsp,
id-PCH-ParametersItem-CTCH-ReconfRqstFDD,
id-PCH-ParametersItem-CTCH-SetupRqstFDD,
id-PCH-ParametersItem-CTCH-SetupRqstTDD,
id-PCH-Information,
id-PCPCH-Information,
id-PICH-ParametersItem-CTCH-ReconfRqstFDD,
id-PDSCH-Information-AddListIE-PSCH-ReconfRqst,
id-PDSCH-Information-ModifyListIE-PSCH-ReconfRqst,
id-PDSCHSets-AddList-PSCH-ReconfRqst,
id-PDSCHSets-DeleteList-PSCH-ReconfRqst,
id-PDSCHSets-ModifyList-PSCH-ReconfRqst,
id-PICH-Information,
id-PICH-Parameters-CTCH-ReconfRqstTDD,
id-PICH-ParametersItem-CTCH-SetupRqstTDD,
id-PowerAdjustmentType,
id-PRACH-Information,
id-PRACHConstant,
id-PRACH-ParametersItem-CTCH-SetupRqstTDD,
id-PRACH-ParametersListIE-CTCH-ReconfRqstFDD,
id-PrimaryCCPCH-Information-Cell-ReconfRqstFDD,
id-PrimaryCCPCH-Information-Cell-SetupRqstFDD,
id-PrimaryCPICH-Information-Cell-ReconfRqstFDD,
id-PrimaryCPICH-Information-Cell-SetupRqstFDD,
id-PrimarySCH-Information-Cell-ReconfRqstFDD,
id-PrimarySCH-Information-Cell-SetupRqstFDD,
id-PrimaryScramblingCode,
id-SCH-Information-Cell-ReconfRqstTDD,
id-SCH-Information-Cell-SetupRqstTDD,

id-PUSCH-Information-AddListIE-PSCH-ReconfRqst,
id-PUSCH-Information-ModifyListIE-PSCH-ReconfRqst,
id-PUSCHConstant,
id-PUSCHSets-AddList-PSCH-ReconfRqst,
id-PUSCHSets-DeleteList-PSCH-ReconfRqst,
id-PUSCHSets-ModifyList-PSCH-ReconfRqst,
id-RACH-Information,
id-RACH-Parameters-CTCH-SetupRsp,
id-RACH-ParametersItem-CTCH-SetupRqstFDD,
id-RACH-ParameterItem-CTCH-SetupRqstTDD,
id-ReportCharacteristics,
id-Reporting-Object-RL-FailureInd,
id-Reporting-Object-RL-RestoreInd,
id-ResetIndicator,
id-RL-InformationItem-DM-Rprt,
id-RL-InformationItem-DM-Rqst,
id-RL-InformationItem-DM-Rsp,
id-RL-InformationItem-RL-AdditionRqstFDD,
id-RL-informationItem-RL-DeletionRqst,
id-RL-InformationItem-RL-FailureInd,
id-RL-InformationItem-RL-PreemptRequiredInd,
id-RL-InformationItem-RL-ReconfPrepFDD,
id-RL-InformationItem-RL-ReconfRqstFDD,
id-RL-InformationItem-RL-RestoreInd,
id-RL-InformationItem-RL-SetupRqstFDD,
id-RL-InformationList-RL-AdditionRqstFDD,
id-RL-informationList-RL-DeletionRqst,
id-RL-InformationList-RL-PreemptRequiredInd,
id-RL-InformationList-RL-ReconfPrepFDD,
id-RL-InformationList-RL-ReconfRqstFDD,
id-RL-InformationList-RL-SetupRqstFDD,
id-RL-InformationResponseItem-RL-AdditionRspFDD,
id-RL-InformationResponseItem-RL-ReconfReady,
id-RL-InformationResponseItem-RL-ReconfRsp,
id-RL-InformationResponseItem-RL-SetupRspFDD,
id-RL-InformationResponseList-RL-AdditionRspFDD,
id-RL-InformationResponseList-RL-ReconfReady,
id-RL-InformationResponseList-RL-ReconfRsp,
id-RL-InformationResponseList-RL-SetupRspFDD,
id-RL-InformationResponse-RL-AdditionRspTDD,
id-RL-InformationResponse-RL-SetupRspTDD,
id-RL-Information-RL-AdditionRqstTDD,
id-RL-Information-RL-ReconfRqstTDD,
id-RL-Information-RL-ReconfPrepTDD,
id-RL-Information-RL-SetupRqstTDD,
id-RL-ReconfigurationFailureItem-RL-ReconfFailure,
id-RL-Set-InformationItem-DM-Rprt,
id-RL-Set-InformationItem-DM-Rsp,
id-RL-Set-InformationItem-RL-FailureInd,
id-RL-Set-InformationItem-RL-RestoreInd,
id-S-CCPCH-Information,
id-S-CPICH-Information,
id-SCH-Information,

id-S-SCH-Information,
id-Secondary-CCPCHListIE-CTCH-ReconfRqstTDD,
id-Secondary-CCPCH-parameterListIE-CTCH-SetupRqstTDD,
id-Secondary-CCPCH-Parameters-CTCH-ReconfRqstTDD,
id-SecondaryCPICH-InformationItem-Cell-ReconfRqstFDD,
id-SecondaryCPICH-InformationItem-Cell-SetupRqstFDD,
id-SecondaryCPICH-InformationList-Cell-ReconfRqstFDD,
id-SecondaryCPICH-InformationList-Cell-SetupRqstFDD,
id-SecondarySCH-Information-Cell-ReconfRqstFDD,
id-SecondarySCH-Information-Cell-SetupRqstFDD,
id-SegmentInformationListIE-SystemInfoUpdate,
id-SFN,
id-SFNReportingIndicator,
id-ShutdownTimer,
id-Start-Of-Audit-Sequence-Indicator,
id-Successful-RL-InformationRespItem-RL-AdditionFailureFDD,
id-Successful-RL-InformationRespItem-RL-SetupFailureFDD,
id-Synchronisation-Configuration-Cell-ReconfRqst,
id-Synchronisation-Configuration-Cell-SetupRqst,
id-SyncCase,
id-SyncCaseIndicatorItem-Cell-SetupRqstTDD-PSCH,
id-T-Cell,
id-TFCI2-Bearer-Information-RL-SetupRqstFDD,
id-TFCI2-BearerInformationResponse,
id-TFCI2-BearerSpecificInformation-RL-ReconfPrepFDD,
id-Transmission-Gap-Pattern-Sequence-Information,
id-TimeSlotConfigurationList-Cell-ReconfRqstTDD,
id-TimeSlotConfigurationList-Cell-SetupRqstTDD,
id-TimeslotISCPInfo,
id-TimingAdvanceApplied,
id-TransmissionDiversityApplied,
id-UARFCNforNt,
id-UARFCNforNd,
id-UARFCNforNu,
id-UL-CCTrCH-InformationAddList-RL-ReconfPrepTDD,
id-UL-CCTrCH-InformationDeleteItem-RL-ReconfRqstTDD,
id-UL-CCTrCH-InformationDeleteList-RL-ReconfPrepTDD,
id-UL-CCTrCH-InformationDeleteList-RL-ReconfRqstTDD,
id-UL-CCTrCH-InformationItem-RL-SetupRqstTDD,
id-UL-CCTrCH-InformationList-RL-AdditionRqstTDD,
id-UL-CCTrCH-InformationList-RL-SetupRqstTDD,
id-UL-CCTrCH-InformationModifyItem-RL-ReconfRqstTDD,
id-UL-CCTrCH-InformationModifyList-RL-ReconfPrepTDD,
id-UL-CCTrCH-InformationModifyList-RL-ReconfRqstTDD,
id-UL-DPCH-InformationAddListIE-RL-ReconfPrepTDD,
id-UL-DPCH-InformationItem-RL-AdditionRqstTDD,
id-UL-DPCH-InformationList-RL-SetupRqstTDD,
id-UL-DPCH-InformationModify-AddListIE-RL-ReconfPrepTDD,
id-UL-DPCH-InformationModify-DeleteListIE-RL-ReconfPrepTDD,
id-UL-DPCH-InformationModify-ModifyListIE-RL-ReconfPrepTDD,
id-UL-DPCH-Information-RL-ReconfPrepFDD,
id-UL-DPCH-Information-RL-ReconfRqstFDD,
id-UL-DPCH-Information-RL-SetupRqstFDD,


```
id-Unsuccessful-PDSCHSetItem-PSCH-ReconfFailureTDD,
id-Unsuccessful-PUSCHSetItem-PSCH-ReconfFailureTDD,
id-Unsuccessful-RL-InformationRespItem-RL-AdditionFailureFDD,
id-Unsuccessful-RL-InformationRespItem-RL-SetupFailureFDD,
id-Unsuccessful-RL-InformationResp-RL-AdditionFailureTDD,
id-Unsuccessful-RL-InformationResp-RL-SetupFailureTDD,
id-USCH-Information-Add,
id-USCH-Information-DeleteList-RL-ReconfPrepTDD,
id-USCH-Information-ModifyList-RL-ReconfPrepTDD,
id-USCH-InformationResponse,
id-USCH-Information,

maxNrOfCCTrCHs,
maxNrOfCodes,
maxNrOfCPCHs,
maxNrOfDCHs,
maxNrOfDLCodes,
maxNrOfDLTSs,
maxNrOfDPCHs,
maxNrOfDSCHs,
maxNrOfFACHs,
maxNrOfRLs,
maxNrOfRLs-1,
maxNrOfRLs-2,
maxNrOfRLSets,
maxNrOfPCPCHs,
maxNrOfPDSCHs,
maxNrOfPUSCHs,
maxNrOfPDSCHSets,
maxNrOfPUSCHSets,
maxNrOfSCCPCHs,
maxNrOfULTSs,
maxNrOfUSCHs,
maxAPSigNum,
maxCPCHCell,
maxFACHCell,
maxNoofLen,
maxRACHCell,
maxPCPCHCell,
maxPRACHCell,
maxSCCPCHCell,
maxSCPICHCell,
maxCellinNodeB,
maxCCPinNodeB,
maxCommunicationContext,
maxLocalCellinNodeB,
maxNrOfSlotFormatsPRACH,
maxIB,
maxIBSEG
FROM NBAP-Constants;
```

```
-- *****
--
```

```

-- COMMON TRANSPORT CHANNEL SETUP REQUEST FDD
--
-- *****

CommonTransportChannelSetupRequestFDD ::= SEQUENCE {
    protocolIEs          ProtocolIE-Container    {{CommonTransportChannelSetupRequestFDD-IEs}},
    protocolExtensions   ProtocolExtensionContainer {{CommonTransportChannelSetupRequestFDD-Extensions}}  OPTIONAL,
    ...
}

CommonTransportChannelSetupRequestFDD-Extensions NBAP-PROTOCOL-EXTENSION ::= {
    ...
}

CommonTransportChannelSetupRequestFDD-IEs NBAP-PROTOCOL-IES ::= {
    { ID      id-C-ID                CRITICALITY  reject      TYPE  C-ID                PRESENCE
      mandatory  }|
    { ID      id-ConfigurationGenerationID  CRITICALITY  reject      TYPE  ConfigurationGenerationID  PRESENCE
      mandatory  }|
    { ID      id-CommonPhysicalChannelType-CTCH-SetupRqstFDD  CRITICALITY  ignore     TYPE  CommonPhysicalChannelType-CTCH-SetupRqstFDD
      PRESENCE  mandatory  },
    ...
}

CommonPhysicalChannelType-CTCH-SetupRqstFDD ::= CHOICE {
    secondary-CCPCH-parameters      Secondary-CCPCH-CTCH-SetupRqstFDD,
    pRACH-parameters                PRACH-CTCH-SetupRqstFDD,
    pCPCHes-parameters              PCPCH-CTCH-SetupRqstFDD,
    ...
}

Secondary-CCPCH-CTCH-SetupRqstFDD ::= SEQUENCE {
    commonPhysicalChannelID          CommonPhysicalChannelID,
    fdd-S-CCPCH-Offset              FDD-S-CCPCH-Offset,
    dl-ScramblingCode              DL-ScramblingCode  OPTIONAL,
    -- This IE is present only if the PCH parameters IE is not present
    fdd-DL-ChannelisationCodeNumber  FDD-DL-ChannelisationCodeNumber,
    tFCS                            TFCS,
    secondary-CCPCH-SlotFormat      SecondaryCCPCH-SlotFormat,
    tFCI-Presence                  TFCI-Presence  OPTIONAL,
    -- This IE is present only if the Secondary CCPCH Slot Format is equal to any value 8 to 17
    multiplexingPosition            MultiplexingPosition,
    powerOffsetInformation          PowerOffsetInformation-CTCH-SetupRqstFDD,
    sTTD-Indicator                 STTD-Indicator,
    fACH-Parameters                FACH-ParametersList-CTCH-SetupRqstFDD  OPTIONAL,
    -- One of the channels FACH or PCH or both must be present
    pCH-Parameters                PCH-Parameters-CTCH-SetupRqstFDD  OPTIONAL,
    -- One of the channels FACH or PCH or both must be present
    iE-Extensions                  ProtocolExtensionContainer { { Secondary-CCPCHItem-CTCH-SetupRqstFDD-ExtIEs} }  OPTIONAL,
    ...
}

Secondary-CCPCHItem-CTCH-SetupRqstFDD-ExtIEs NBAP-PROTOCOL-EXTENSION ::= {

```

```

}
...
PowerOffsetInformation-CTCH-SetupRqstFDD ::= SEQUENCE {
    p01-ForTFCl-Bits          PowerOffset,
    p03-ForPilotBits         PowerOffset,
    iE-Extensions            ProtocolExtensionContainer { { PowerOffsetInformation-CTCH-SetupRqstFDD-ExtIEs } } OPTIONAL,
    ...
}

PowerOffsetInformation-CTCH-SetupRqstFDD-ExtIEs NBAP-PROTOCOL-EXTENSION ::= {
    ...
}

FACH-ParametersList-CTCH-SetupRqstFDD ::= ProtocolIE-Single-Container {{ FACH-ParametersListIEs-CTCH-SetupRqstFDD }}

FACH-ParametersListIEs-CTCH-SetupRqstFDD NBAP-PROTOCOL-IES ::= {
    { ID id-FACH-ParametersListIE-CTCH-SetupRqstFDD CRITICALITY reject TYPE FACH-ParametersListIE-CTCH-SetupRqstFDD PRESENCE mandatory }
}

FACH-ParametersListIE-CTCH-SetupRqstFDD ::= SEQUENCE (SIZE (1..maxNrOfFACHs)) OF FACH-ParametersItem-CTCH-SetupRqstFDD

FACH-ParametersItem-CTCH-SetupRqstFDD ::= SEQUENCE {
    commonTransportChannelID CommonTransportChannelID,
    transportFormatSet       TransportFormatSet,
    toAWS                     ToAWS,
    toAWE                     ToAWE,
    maxFACH-Power            DL-Power,
    iE-Extensions            ProtocolExtensionContainer { { FACH-ParametersItem-CTCH-SetupRqstFDD-ExtIEs } } OPTIONAL,
    ...
}

FACH-ParametersItem-CTCH-SetupRqstFDD-ExtIEs NBAP-PROTOCOL-EXTENSION ::= {
    ...
}

PCH-Parameters-CTCH-SetupRqstFDD ::= ProtocolIE-Single-Container {{ PCH-ParametersIE-CTCH-SetupRqstFDD }}

PCH-ParametersIE-CTCH-SetupRqstFDD NBAP-PROTOCOL-IES ::= {
    { ID id-PCH-ParametersItem-CTCH-SetupRqstFDD CRITICALITY reject TYPE PCH-ParametersItem-CTCH-SetupRqstFDD PRESENCE mandatory }
}

PCH-ParametersItem-CTCH-SetupRqstFDD ::= SEQUENCE {
    commonTransportChannelID CommonTransportChannelID,
    transportFormatSet       TransportFormatSet,
    toAWS                     ToAWS,
    toAWE                     ToAWE,
    pCH-Power                DL-Power,
    pICH-Parameters          PICH-Parameters-CTCH-SetupRqstFDD,
    iE-Extensions            ProtocolExtensionContainer { { PCH-ParametersItem-CTCH-SetupRqstFDD-ExtIEs } } OPTIONAL,
    ...
}

```

```

PCH-ParametersItem-CTCH-SetupRqstFDD-ExtIEs NBAP-PROTOCOL-EXTENSION ::= {
    ...
}

PICH-Parameters-CTCH-SetupRqstFDD ::= SEQUENCE {
    commonPhysicalChannelID          CommonPhysicalChannelID,
    fdd-dl-ChannelisationCodeNumber  FDD-DL-ChannelisationCodeNumber,
    pICH-Power                       PICH-Power,
    pICH-Mode                         PICH-Mode,
    sTTD-Indicator                   STTD-Indicator,
    iE-Extensions                    ProtocolExtensionContainer { { PICH-Parameters-CTCH-SetupRqstFDD-ExtIEs } } OPTIONAL,
    ...
}

PICH-Parameters-CTCH-SetupRqstFDD-ExtIEs NBAP-PROTOCOL-EXTENSION ::= {
    ...
}

PRACH-CTCH-SetupRqstFDD ::= SEQUENCE {
    commonPhysicalChannelID          CommonPhysicalChannelID,
    scramblingCodeNumber             ScramblingCodeNumber,
    tFCS                             TFCS,
    preambleSignatures              PreambleSignatures,
    allowedSlotFormatInformationList AllowedSlotFormatInformationList-CTCH-SetupRqstFDD,
    rACH-SubChannelNumbers           RACH-SubChannelNumbers,
    ul-punctureLimit                PunctureLimit,
    preambleThreshold                PreambleThreshold,
    rACH-Parameters                  RACH-Parameters-CTCH-SetupRqstFDD,
    aICH-Parameters                  AICH-Parameters-CTCH-SetupRqstFDD,
    iE-Extensions                    ProtocolExtensionContainer { { PRACHItem-CTCH-SetupRqstFDD-ExtIEs } } OPTIONAL,
    ...
}

PRACHItem-CTCH-SetupRqstFDD-ExtIEs NBAP-PROTOCOL-EXTENSION ::= {
    ...
}

AllowedSlotFormatInformationList-CTCH-SetupRqstFDD ::= SEQUENCE (SIZE (1.. maxNrOfSlotFormatsPRACH)) OF AllowedSlotFormatInformationItem-CTCH-SetupRqstFDD

AllowedSlotFormatInformationItem-CTCH-SetupRqstFDD ::= SEQUENCE {
    rACHSlotFormat                   RACH-SlotFormat,
    iE-Extensions                    ProtocolExtensionContainer { { AllowedSlotFormatInformationItem-CTCH-SetupRqstFDD-ExtIEs } } OPTIONAL,
    ...
}

AllowedSlotFormatInformationItem-CTCH-SetupRqstFDD-ExtIEs NBAP-PROTOCOL-EXTENSION ::= {
    ...
}

RACH-Parameters-CTCH-SetupRqstFDD ::= ProtocolIE-Single-Container {{ RACH-ParametersIE-CTCH-SetupRqstFDD }}

```

```

RACH-ParametersIE-CTCH-SetupRqstFDD NBAP-PROTOCOL-IES ::= {
  { ID id-RACH-ParametersItem-CTCH-SetupRqstFDD CRITICALITY reject TYPE RACH-ParametersItem-CTCH-SetupRqstFDD PRESENCE mandatory }
}

RACH-ParametersItem-CTCH-SetupRqstFDD ::= SEQUENCE {
  commonTransportChannelID CommonTransportChannelID,
  transportFormatSet TransportFormatSet,
  iE-Extensions ProtocolExtensionContainer { { RACH-ParametersItem-CTCH-SetupRqstFDD-ExtIEs } } OPTIONAL,
  ...
}

RACH-ParametersItem-CTCH-SetupRqstFDD-ExtIEs NBAP-PROTOCOL-EXTENSION ::= {
  ...
}

AICH-Parameters-CTCH-SetupRqstFDD ::= SEQUENCE {
  commonPhysicalChannelID CommonPhysicalChannelID,
  aICH-TransmissionTiming AICH-TransmissionTiming,
  fdd-dl-ChannelisationCodeNumber FDD-DL-ChannelisationCodeNumber,
  aICH-Power AICH-Power,
  sTTD-Indicator STTD-Indicator,
  iE-Extensions ProtocolExtensionContainer { { AICH-Parameters-CTCH-SetupRqstFDD-ExtIEs } } OPTIONAL,
  ...
}

AICH-Parameters-CTCH-SetupRqstFDD-ExtIEs NBAP-PROTOCOL-EXTENSION ::= {
  ...
}

PCPCH-CTCH-SetupRqstFDD ::= SEQUENCE {
  cPCH-Parameters CPCH-Parameters-CTCH-SetupRqstFDD,
  iE-Extensions ProtocolExtensionContainer { { PCPCHItem-CTCH-SetupRqstFDD-ExtIEs } } OPTIONAL,
  ...
}

PCPCHItem-CTCH-SetupRqstFDD-ExtIEs NBAP-PROTOCOL-EXTENSION ::= {
  ...
}

CPCH-Parameters-CTCH-SetupRqstFDD ::= SEQUENCE {
  commonTransportChannelID CommonTransportChannelID,
  transportFormatSet TransportFormatSet,
  aPPreambleScramblingCode CPCHScramblingCodeNumber,
  cDPreambleScramblingCode CPCHScramblingCodeNumber,
  tFCS TFCS,
  cDSignatures PreambleSignatures OPTIONAL,
  cDSubChannelNumbers CDSubChannelNumbers OPTIONAL,
  -- this IE may be present only if the CD Signatures is present --
  punctureLimit PunctureLimit,
  cPCH-UL-DPCCH-SlotFormat CPCH-UL-DPCCH-SlotFormat,
  uL-SIR UL-SIR,
  initialDL-transmissionPower DL-Power,
}

```

```

maximumDLPower          DL-Power,
minimumDLPower          DL-Power,
pO2-ForTPC-Bits        PowerOffset,
pO3-ForPilotBits       PowerOffset,
fDD-TPC-DownlinkStepSize FDD-TPC-DownlinkStepSize,
nStartMessage          NStartMessage,
nEOT                   NEOT,
channel-Assignment-Indication Channel-Assignment-Indication,
cPCH-Allowed-Total-Rate CPCH-Allowed-Total-Rate,
pCPCHChannelInformation PCPCHChannelInformationList-CTCH-SetupRqstFDD,
vCAMMapping-Information VCAMMapping-InformationList-CTCH-SetupRqstFDD      OPTIONAL,
-- this IE is only present if the Channel Assignment Indication is equal to CA Active --
aP-AICH-Parameters     AP-AICH-Parameters-CTCH-SetupRqstFDD,
cDCA-ICH-Parameters    CDCA-ICH-Parameters-CTCH-SetupRqstFDD,
iE-Extensions          ProtocolExtensionContainer { { CPCH-Parameters-CTCH-SetupRqstFDD-ExtIEs } }  OPTIONAL,
...
}

CPCH-Parameters-CTCH-SetupRqstFDD-ExtIEs NBAP-PROTOCOL-EXTENSION ::= {
...
}

PCPCHChannelInformationList-CTCH-SetupRqstFDD ::= SEQUENCE (SIZE (1..maxNrOfPCPCHs)) OF PCPCHChannelInformationItem-CTCH-SetupRqstFDD

PCPCHChannelInformationItem-CTCH-SetupRqstFDD ::= SEQUENCE {
commonPhysicalChannelID      CommonPhysicalChannelID,
cPCHScramblingCodeNumber    CPCHScramblingCodeNumber,
dL-ScramblingCode           DL-ScramblingCode,
fdd-dl-ChannelisationCodeNumber FDD-DL-ChannelisationCodeNumber,
pCP-Length                  PCP-Length,
uCSM-Information            UCSM-Information-CTCH-SetupRqstFDD      OPTIONAL,
-- this IE is only present if the Channel Assignment Indication is equal to CA Inactive --
iE-Extensions               ProtocolExtensionContainer { { PCPCHChannelInformationItem-CTCH-SetupRqstFDD-ExtIEs } }  OPTIONAL,
...
}

PCPCHChannelInformationItem-CTCH-SetupRqstFDD-ExtIEs NBAP-PROTOCOL-EXTENSION ::= {
...
}

UCSM-Information-CTCH-SetupRqstFDD ::= SEQUENCE {
minUL-ChannelisationCodeLength MinUL-ChannelisationCodeLength,
nFmax                          NFmax,
channelRequestParameters       ChannelRequestParametersList-CTCH-SetupRqstFDD      OPTIONAL,
iE-Extensions                  ProtocolExtensionContainer { { UCSM-InformationItem-CTCH-SetupRqstFDD-ExtIEs } }  OPTIONAL,
...
}

UCSM-InformationItem-CTCH-SetupRqstFDD-ExtIEs NBAP-PROTOCOL-EXTENSION ::= {
...
}

ChannelRequestParametersList-CTCH-SetupRqstFDD ::= SEQUENCE (SIZE (1..maxAPSigNum)) OF ChannelRequestParametersItem-CTCH-SetupRqstFDD

```

```

ChannelRequestParametersItem-CTCH-SetupRqstFDD ::= SEQUENCE {
    aPPreambleSignature      APPreambleSignature,
    aPSubChannelNumber       ASubChannelNumber      OPTIONAL,
    iE-Extensions            ProtocolExtensionContainer { { ChannelRequestParametersItem-CTCH-SetupRqstFDD-ExtIEs } }    OPTIONAL,
    ...
}

ChannelRequestParametersItem-CTCH-SetupRqstFDD-ExtIEs NBAP-PROTOCOL-EXTENSION ::= {
    ...
}

VCAMMapping-InformationList-CTCH-SetupRqstFDD ::= SEQUENCE (SIZE (1..maxNoofLen)) OF VCAMMapping-InformationItem-CTCH-SetupRqstFDD

VCAMMapping-InformationItem-CTCH-SetupRqstFDD ::= SEQUENCE {
    minUL-ChannelisationCodeLength      MinUL-ChannelisationCodeLength,
    nFmax                                NFmax,
    max-Number-of-PCPCHes               Max-Number-of-PCPCHes,
    sFRequestParametersList-CTCH-SetupRqstFDD,
    iE-Extensions                        ProtocolExtensionContainer { { VCAMMapping-InformationItem-CTCH-SetupRqstFDD-ExtIEs } }    OPTIONAL,
    ...
}

VCAMMapping-InformationItem-CTCH-SetupRqstFDD-ExtIEs NBAP-PROTOCOL-EXTENSION ::= {
    ...
}

SFRequestParametersList-CTCH-SetupRqstFDD ::= SEQUENCE (SIZE (1..maxAPSigNum)) OF SFRequestParametersItem-CTCH-SetupRqstFDD

SFRequestParametersItem-CTCH-SetupRqstFDD ::= SEQUENCE {
    aPPreambleSignature      APPreambleSignature,
    aPSubChannelNumber       ASubChannelNumber      OPTIONAL,
    iE-Extensions            ProtocolExtensionContainer { { SFRequestParametersItem-CTCH-SetupRqstFDD-ExtIEs } }    OPTIONAL,
    ...
}

SFRequestParametersItem-CTCH-SetupRqstFDD-ExtIEs NBAP-PROTOCOL-EXTENSION ::= {
    ...
}

AP-AICH-Parameters-CTCH-SetupRqstFDD ::= SEQUENCE {
    commonPhysicalChannelID      CommonPhysicalChannelID,
    fdd-dl-ChannelisationCodeNumber      FDD-DL-ChannelisationCodeNumber,
    aP-AICH-Power                AICH-Power,
    cSICH-Power                  AICH-Power,
    sTTD-Indicator               STTD-Indicator,
    iE-Extensions                ProtocolExtensionContainer { { AP-AICH-Parameters-CTCH-SetupRqstFDD-ExtIEs } }    OPTIONAL,
    ...
}

AP-AICH-Parameters-CTCH-SetupRqstFDD-ExtIEs NBAP-PROTOCOL-EXTENSION ::= {
    ...
}

```

```

CDCA-ICH-Parameters-CTCH-SetupRqstFDD ::= SEQUENCE {
    commonPhysicalChannelID      CommonPhysicalChannelID,
    fdd-dl-ChannelisationCodeNumber  FDD-DL-ChannelisationCodeNumber,
    cDCA-ICH-Power                AICH-Power,
    sTTD-Indicator                STTD-Indicator,
    iE-Extensions                 ProtocolExtensionContainer  { { CDCA-ICH-Parameters-CTCH-SetupRqstFDD-ExtIEs } }  OPTIONAL,
    ...
}

CDCA-ICH-Parameters-CTCH-SetupRqstFDD-ExtIEs NBAP-PROTOCOL-EXTENSION ::= {
    ...
}

-- *****
--
-- COMMON TRANSPORT CHANNEL SETUP REQUEST TDD
--
-- *****

CommonTransportChannelSetupRequestTDD ::= SEQUENCE {
    protocolIEs                ProtocolIE-Container  {{CommonTransportChannelSetupRequestTDD-IEs}},
    protocolExtensions         ProtocolExtensionContainer  {{CommonTransportChannelSetupRequestTDD-Extensions}}  OPTIONAL,
    ...
}

CommonTransportChannelSetupRequestTDD-IEs NBAP-PROTOCOL-IES ::= {
    { ID      id-C-ID                CRITICALITY reject          TYPE C-ID                PRESENCE
      mandatory  }|
    { ID      id-ConfigurationGenerationID  CRITICALITY reject          TYPE ConfigurationGenerationID                PRESENCE
      mandatory  }|
    { ID      id-CommonPhysicalChannelType-CTCH-SetupRqstTDD  CRITICALITY ignore        TYPE CommonPhysicalChannelType-CTCH-SetupRqstTDD
      PRESENCE  mandatory  },
    ...
}

CommonTransportChannelSetupRequestTDD-Extensions NBAP-PROTOCOL-EXTENSION ::= {
    ...
}

CommonPhysicalChannelType-CTCH-SetupRqstTDD ::= CHOICE {
    secondary-CCPCH-parameters  Secondary-CCPCH-CTCH-SetupRqstTDD,
    pRACH-parameters            PRACH-CTCH-SetupRqstTDD,
    ...
}

Secondary-CCPCH-CTCH-SetupRqstTDD ::= SEQUENCE {
    cCTrCH-ID                    CCTrCH-ID,
    tFCS                          TFCS,
    tFCI-Coding                  TFCI-Coding,
    punctureLimit                PunctureLimit,
    secondaryCCPCH-parameterList  Secondary-CCPCH-parameterList-CTCH-SetupRqstTDD,
    fACH-ParametersList          FACH-ParametersList-CTCH-SetupRqstTDD  OPTIONAL,
}

```



```

    pCH-Parameters          PCH-Parameters-CTCH-SetupRqstTDD          OPTIONAL,
    -- One of the channels FACH or PCH or both must be present
    iE-Extensions          ProtocolExtensionContainer  {{Secondary-CCPCHItem-CTCH-SetupRqstTDD-ExtIEs}}  OPTIONAL,
    ...
}

Secondary-CCPCHItem-CTCH-SetupRqstTDD-ExtIEs NBAP-PROTOCOL-EXTENSION ::= {
    ...
}

Secondary-CCPCH-parameterList-CTCH-SetupRqstTDD ::= ProtocolIE-Single-Container {{ Secondary-CCPCH-parameterListIEs-CTCH-SetupRqstTDD }}

Secondary-CCPCH-parameterListIEs-CTCH-SetupRqstTDD NBAP-PROTOCOL-IES ::= {
    { ID id-Secondary-CCPCH-parameterListIE-CTCH-SetupRqstTDD  CRITICALITY reject  TYPE Secondary-CCPCH-parameterListIE-CTCH-SetupRqstTDD  PRESENCE
    mandatory }
}

Secondary-CCPCH-parameterListIE-CTCH-SetupRqstTDD ::= SEQUENCE (SIZE (1..maxNrOfSCCPCHs)) OF Secondary-CCPCH-parameterItem-CTCH-SetupRqstTDD

Secondary-CCPCH-parameterItem-CTCH-SetupRqstTDD ::= SEQUENCE {
    commonPhysicalChannelID          CommonPhysicalChannelID,
    tdd-ChannelisationCode          TDD-ChannelisationCode,
    timeslot                          TimeSlot,
    midambleShiftAndBurstType        MidambleShiftAndBurstType,
    tdd-PhysicalChannelOffset        TDD-PhysicalChannelOffset,
    repetitionPeriod                  RepetitionPeriod,
    repetitionLength                  RepetitionLength,
    s-CCPCH-Power                     DL-Power,
    iE-Extensions                    ProtocolExtensionContainer { { Secondary-CCPCH-parameterItem-CTCH-SetupRqstTDD-ExtIEs } }  OPTIONAL,
    ...
}

Secondary-CCPCH-parameterItem-CTCH-SetupRqstTDD-ExtIEs NBAP-PROTOCOL-EXTENSION ::= {
    ...
}

FACH-ParametersList-CTCH-SetupRqstTDD ::= ProtocolIE-Single-Container {{ FACH-ParametersListIEs-CTCH-SetupRqstTDD }}

FACH-ParametersListIEs-CTCH-SetupRqstTDD NBAP-PROTOCOL-IES ::= {
    { ID id-FACH-ParametersListIE-CTCH-SetupRqstTDD  CRITICALITY reject TYPE FACH-ParametersListIE-CTCH-SetupRqstTDD  PRESENCE mandatory }
}

FACH-ParametersListIE-CTCH-SetupRqstTDD ::= SEQUENCE (SIZE (1..maxNrOfFACHs)) OF FACH-ParametersItem-CTCH-SetupRqstTDD

FACH-ParametersItem-CTCH-SetupRqstTDD ::= SEQUENCE {
    commonTransportChannelID          CommonTransportChannelID,
    cCTrCH-ID                          CCTrCH-ID,
    dl-TransportFormatSet              TransportFormatSet,
    toAWS                               ToAWS,
    toAWE                               ToAWE,
    iE-Extensions                    ProtocolExtensionContainer { { FACH-ParametersItem-CTCH-SetupRqstTDD-ExtIEs } }  OPTIONAL,
    ...
}

```

```

FACH-ParametersItem-CTCH-SetupRqstTDD-ExtIEs NBAP-PROTOCOL-EXTENSION ::= {
    ...
}

PCH-Parameters-CTCH-SetupRqstTDD ::= ProtocolIE-Single-Container {{ PCH-ParametersIE-CTCH-SetupRqstTDD }}

PCH-ParametersIE-CTCH-SetupRqstTDD NBAP-PROTOCOL-IES ::= {
    { ID id-PCH-ParametersItem-CTCH-SetupRqstTDD CRITICALITY reject TYPE PCH-ParametersItem-CTCH-SetupRqstTDD PRESENCE mandatory }
}

PCH-ParametersItem-CTCH-SetupRqstTDD ::= SEQUENCE {
    commonTransportChannelID          CommonTransportChannelID,
    cCTrCH-ID                          cCTrCH-ID,
    dl-TransportFormatSet              TransportFormatSet,
    toAWS                               ToAWS,
    toAWE                               ToAWE,
    pICH-Parameters                    PICH-Parameters-CTCH-SetupRqstTDD,
    iE-Extensions                       ProtocolExtensionContainer { { PCH-ParametersItem-CTCH-SetupRqstTDD-ExtIEs } } OPTIONAL,
    ...
}

PCH-ParametersItem-CTCH-SetupRqstTDD-ExtIEs NBAP-PROTOCOL-EXTENSION ::= {
    ...
}

PICH-Parameters-CTCH-SetupRqstTDD ::= ProtocolIE-Single-Container {{ PICH-ParametersIE-CTCH-SetupRqstTDD }}

PICH-ParametersIE-CTCH-SetupRqstTDD NBAP-PROTOCOL-IES ::= {
    { ID id-PICH-ParametersItem-CTCH-SetupRqstTDD CRITICALITY reject TYPE PICH-ParametersItem-CTCH-SetupRqstTDD PRESENCE mandatory }
}

PICH-ParametersItem-CTCH-SetupRqstTDD ::= SEQUENCE {
    commonPhysicalChannelID           CommonPhysicalChannelID,
    tdd-ChannelisationCode             TDD-ChannelisationCode,
    timeSlot                           TimeSlot,
    midambleShiftAndBurstType          MidambleShiftAndBurstType,
    tdd-PhysicalChannelOffset          TDD-PhysicalChannelOffset,
    repetitionPeriod                   RepetitionPeriod,
    repetitionLength                   RepetitionLength,
    pagingIndicatorLength              PagingIndicatorLength,
    pICH-Power                          PICH-Power,
    iE-Extensions                       ProtocolExtensionContainer { { PICH-ParametersItem-CTCH-SetupRqstTDD-ExtIEs } } OPTIONAL,
    ...
}

PICH-ParametersItem-CTCH-SetupRqstTDD-ExtIEs NBAP-PROTOCOL-EXTENSION ::= {
    ...
}

PRACH-CTCH-SetupRqstTDD ::= SEQUENCE {
    pRACH-Parameters-CTCH-SetupRqstTDD PRACH-Parameters-CTCH-SetupRqstTDD,
    iE-Extensions                       ProtocolExtensionContainer { { PRACH-CTCH-SetupRqstTDD-ExtIEs } } OPTIONAL,
}

```

```

}
...
}
PRACH-CTCH-SetupRqstTDD-ExtIEs NBAP-PROTOCOL-EXTENSION ::= {
...
}
PRACH-Parameters-CTCH-SetupRqstTDD ::= ProtocolIE-Single-Container {{ PRACH-ParametersIE-CTCH-SetupRqstTDD }}
PRACH-ParametersIE-CTCH-SetupRqstTDD NBAP-PROTOCOL-IES ::= {
{ ID id-PRACH-ParametersItem-CTCH-SetupRqstTDD CRITICALITY reject TYPE PRACH-ParametersItem-CTCH-SetupRqstTDD PRESENCE mandatory }
}
PRACH-ParametersItem-CTCH-SetupRqstTDD ::= SEQUENCE {
commonPhysicalChannelID CommonPhysicalChannelID,
tFCS TFCS,
timeslot TimeSlot,
tdd-ChannelisationCode TDD-ChannelisationCode,
maxPRACH-MidambleShifts MaxPRACH-MidambleShifts,
pRACH-Midamble PRACH-Midamble,
rACH RACH-Parameter-CTCH-SetupRqstTDD,
iE-Extensions ProtocolExtensionContainer { { PRACH-ParametersItem-CTCH-SetupRqstTDD-ExtIEs } } OPTIONAL,
...
}
PRACH-ParametersItem-CTCH-SetupRqstTDD-ExtIEs NBAP-PROTOCOL-EXTENSION ::= {
...
}
RACH-Parameter-CTCH-SetupRqstTDD ::= ProtocolIE-Single-Container {{ RACH-ParameterIE-CTCH-SetupRqstTDD }}
RACH-ParameterIE-CTCH-SetupRqstTDD NBAP-PROTOCOL-IES ::= {
{ ID id-RACH-ParameterItem-CTCH-SetupRqstTDD CRITICALITY reject TYPE RACH-ParameterItem-CTCH-SetupRqstTDD PRESENCE mandatory }
}
RACH-ParameterItem-CTCH-SetupRqstTDD ::= SEQUENCE {
commonTransportChannelID CommonTransportChannelID,
uL-TransportFormatSet TransportFormatSet,
iE-Extensions ProtocolExtensionContainer { { RACH-ParameterItem-CTCH-SetupRqstTDD-ExtIEs } } OPTIONAL,
...
}
RACH-ParameterItem-CTCH-SetupRqstTDD-ExtIEs NBAP-PROTOCOL-EXTENSION ::= {
...
}
-- *****
--
-- COMMON TRANSPORT CHANNEL SETUP RESPONSE
--
-- *****

CommonTransportChannelSetupResponse ::= SEQUENCE {

```

```

    protocolIEs          ProtocolIE-Container    {{CommonTransportChannelSetupResponse-IEs}},
    protocolExtensions   ProtocolExtensionContainer {{CommonTransportChannelSetupResponse-Extensions}}  OPTIONAL,
    ...
}

CommonTransportChannelSetupResponse-IEs NBAP-PROTOCOL-IES ::= {
  { ID    id-FACH-ParametersList-CTCH-SetupRsp  CRITICALITY ignore    TYPE    FACH-CommonTransportChannel-InformationResponse    PRESENCE
  optional  }|
  { ID    id-PCH-Parameters-CTCH-SetupRsp       CRITICALITY ignore    TYPE    CommonTransportChannel-InformationResponse    PRESENCE
  optional  }|
  { ID    id-RACH-Parameters-CTCH-SetupRsp     CRITICALITY ignore    TYPE    CommonTransportChannel-InformationResponse    PRESENCE
  optional  }|
  { ID    id-CPCH-Parameters-CTCH-SetupRsp     CRITICALITY ignore    TYPE    CommonTransportChannel-InformationResponse
  PRESENCE optional  }|
  { ID    id-CriticalityDiagnostics            CRITICALITY ignore    TYPE    CriticalityDiagnostics    PRESENCE
  optional  },
  ...
}

CommonTransportChannelSetupResponse-Extensions NBAP-PROTOCOL-EXTENSION ::= {
  ...
}

FACH-CommonTransportChannel-InformationResponse ::= SEQUENCE (SIZE (1..maxNrOfFACHs)) OF CommonTransportChannel-InformationResponse

-- *****
--
-- COMMON TRANSPORT CHANNEL SETUP FAILURE
--
-- *****

CommonTransportChannelSetupFailure ::= SEQUENCE {
  protocolIEs          ProtocolIE-Container    {{CommonTransportChannelSetupFailure-IEs}},
  protocolExtensions   ProtocolExtensionContainer {{CommonTransportChannelSetupFailure-Extensions}}  OPTIONAL,
  ...
}

CommonTransportChannelSetupFailure-IEs NBAP-PROTOCOL-IES ::= {
  { ID    id-Cause          CRITICALITY ignore    TYPE    Cause          PRESENCE mandatory  }|
  { ID    id-CriticalityDiagnostics CRITICALITY ignore    TYPE    CriticalityDiagnostics PRESENCE optional   },
  ...
}

CommonTransportChannelSetupFailure-Extensions NBAP-PROTOCOL-EXTENSION ::= {
  ...
}

-- *****
--
-- COMMON TRANSPORT CHANNEL RECONFIGURATION REQUEST FDD
--
-- *****

```

```

CommonTransportChannelReconfigurationRequestFDD ::= SEQUENCE {
    protocolIEs          ProtocolIE-Container    {{CommonTransportChannelReconfigurationRequestFDD-IEs}},
    protocolExtensions  ProtocolExtensionContainer {{CommonTransportChannelReconfigurationRequestFDD-Extensions}} OPTIONAL,
    ...
}

CommonTransportChannelReconfigurationRequestFDD-IEs NBAP-PROTOCOL-IES ::= {
    { ID      id-C-ID                CRITICALITY reject      TYPE      C-ID                PRESENCE mandatory }|
    { ID      id-ConfigurationGenerationID  CRITICALITY reject      TYPE      ConfigurationGenerationID  PRESENCE mandatory }|
    { ID      id-CommonPhysicalChannelType-CTCH-ReconfRqstFDD  CRITICALITY reject      TYPE      CommonPhysicalChannelType-CTCH-ReconfRqstFDD  PRESENCE mandatory },
    ...
}

CommonTransportChannelReconfigurationRequestFDD-Extensions NBAP-PROTOCOL-EXTENSION ::= {
    ...
}

CommonPhysicalChannelType-CTCH-ReconfRqstFDD ::= CHOICE {
    secondary-CCPCH-parameters      Secondary-CCPCHList-CTCH-ReconfRqstFDD,
    pRACH-parameters                PRACHList-CTCH-ReconfRqstFDD,
    cPCH-parameters                 CPCHList-CTCH-ReconfRqstFDD,
    ...
}

Secondary-CCPCHList-CTCH-ReconfRqstFDD ::= SEQUENCE {
    fACH-ParametersList-CTCH-ReconfRqstFDD  FACH-ParametersList-CTCH-ReconfRqstFDD  OPTIONAL,
    pCH-Parameters-CTCH-ReconfRqstFDD      PCH-Parameters-CTCH-ReconfRqstFDD      OPTIONAL,
    pICH-Parameters-CTCH-ReconfRqstFDD     PICH-Parameters-CTCH-ReconfRqstFDD     OPTIONAL,
    iE-Extensions                          ProtocolExtensionContainer { { Secondary-CCPCH-CTCH-ReconfRqstFDD-ExtIEs} } OPTIONAL,
    ...
}

Secondary-CCPCH-CTCH-ReconfRqstFDD-ExtIEs NBAP-PROTOCOL-EXTENSION ::= {
    ...
}

FACH-ParametersList-CTCH-ReconfRqstFDD ::= ProtocolIE-Single-Container { { FACH-ParametersListIEs-CTCH-ReconfRqstFDD } }

FACH-ParametersListIEs-CTCH-ReconfRqstFDD NBAP-PROTOCOL-IES ::= {
    { ID id-FACH-ParametersListIE-CTCH-ReconfRqstFDD  CRITICALITY reject  TYPE FACH-ParametersListIE-CTCH-ReconfRqstFDD  PRESENCE mandatory }
}

FACH-ParametersListIE-CTCH-ReconfRqstFDD ::= SEQUENCE (SIZE (1..maxFACHCell)) OF FACH-ParametersItem-CTCH-ReconfRqstFDD

FACH-ParametersItem-CTCH-ReconfRqstFDD ::= SEQUENCE {
    commonTransportChannelID      CommonTransportChannelID,
    maxFACH-Power                 DL-Power                OPTIONAL,
    toAWS                          ToAWS                   OPTIONAL,
    toAWE                          ToAWE                   OPTIONAL,
    iE-Extensions                  ProtocolExtensionContainer { { FACH-ParametersItem-CTCH-ReconfRqstFDD-ExtIEs} } OPTIONAL,
    ...
}

```

```

FACH-ParametersItem-CTCH-ReconfRqstFDD-ExtIEs NBAP-PROTOCOL-EXTENSION ::= {
    ...
}

PCH-Parameters-CTCH-ReconfRqstFDD ::= ProtocolIE-Single-Container {{ PCH-ParametersIE-CTCH-ReconfRqstFDD }}

PCH-ParametersIE-CTCH-ReconfRqstFDD NBAP-PROTOCOL-IES ::= {
    { ID id-PCH-ParametersItem-CTCH-ReconfRqstFDD    CRITICALITY reject    TYPE PCH-ParametersItem-CTCH-ReconfRqstFDD    PRESENCE mandatory }
}

PCH-ParametersItem-CTCH-ReconfRqstFDD ::= SEQUENCE {
    commonTransportChannelID          CommonTransportChannelID,
    pCH-Power                          DL-Power          OPTIONAL,
    toAWS                               ToAWS             OPTIONAL,
    toAWE                               ToAWE             OPTIONAL,
    iE-Extensions                      ProtocolExtensionContainer { { PCH-ParametersItem-CTCH-ReconfRqstFDD-ExtIEs } }    OPTIONAL,
    ...
}

PCH-ParametersItem-CTCH-ReconfRqstFDD-ExtIEs NBAP-PROTOCOL-EXTENSION ::= {
    ...
}

PICH-Parameters-CTCH-ReconfRqstFDD ::= ProtocolIE-Single-Container {{ PICH-ParametersIE-CTCH-ReconfRqstFDD }}

PICH-ParametersIE-CTCH-ReconfRqstFDD NBAP-PROTOCOL-IES ::= {
    { ID id-PICH-ParametersItem-CTCH-ReconfRqstFDD    CRITICALITY reject    TYPE PICH-ParametersItem-CTCH-ReconfRqstFDD    PRESENCE mandatory }
}

PICH-ParametersItem-CTCH-ReconfRqstFDD ::= SEQUENCE {
    commonPhysicalChannelID          CommonPhysicalChannelID,
    pICH-Power                       PICH-Power        OPTIONAL,
    iE-Extensions                    ProtocolExtensionContainer { { PICH-ParametersItem-CTCH-ReconfRqstFDD-ExtIEs } }    OPTIONAL,
    ...
}

PICH-ParametersItem-CTCH-ReconfRqstFDD-ExtIEs NBAP-PROTOCOL-EXTENSION ::= {
    ...
}

PRACHList-CTCH-ReconfRqstFDD ::= SEQUENCE {
    pRACH-ParametersList-CTCH-ReconfRqstFDD    PRACH-ParametersList-CTCH-ReconfRqstFDD    OPTIONAL,
    aICH-ParametersList-CTCH-ReconfRqstFDD    AICH-ParametersList-CTCH-ReconfRqstFDD    OPTIONAL,
    iE-Extensions                        ProtocolExtensionContainer { { PRACH-CTCH-ReconfRqstFDD-ExtIEs } }    OPTIONAL,
    ...
}

PRACH-CTCH-ReconfRqstFDD-ExtIEs NBAP-PROTOCOL-EXTENSION ::= {
    ...
}

PRACH-ParametersList-CTCH-ReconfRqstFDD ::= ProtocolIE-Single-Container {{ PRACH-ParametersListIEs-CTCH-ReconfRqstFDD }}

```

```

PRACH-ParametersListIEs-CTCH-ReconfRqstFDD NBAP-PROTOCOL-IES ::= {
  { ID id-PRACH-ParametersListIE-CTCH-ReconfRqstFDD  CRITICALITY reject  TYPE PRACH-ParametersListIE-CTCH-ReconfRqstFDD  PRESENCE mandatory }
}

```

```

PRACH-ParametersListIE-CTCH-ReconfRqstFDD ::= SEQUENCE (SIZE (1..maxPRACHCell)) OF PRACH-ParametersItem-CTCH-ReconfRqstFDD

```

```

PRACH-ParametersItem-CTCH-ReconfRqstFDD ::= SEQUENCE {
  commonPhysicalChannelID          CommonPhysicalChannelID,
  preambleSignatures                PreambleSignatures          OPTIONAL,
  allowedSlotFormatInformationList-CTCH-ReconfRqstFDD  OPTIONAL,
  rACH-SubChannelNumbers            RACH-SubChannelNumbers      OPTIONAL,
  iE-Extensions                     ProtocolExtensionContainer { { PRACH-ParametersItem-CTCH-ReconfRqstFDD-ExtIEs } }  OPTIONAL,
  ...
}

```

```

PRACH-ParametersItem-CTCH-ReconfRqstFDD-ExtIEs NBAP-PROTOCOL-EXTENSION ::= {
  ...
}

```

```

AllowedSlotFormatInformationList-CTCH-ReconfRqstFDD ::= SEQUENCE (SIZE (1.. maxNrOfSlotFormatsPRACH)) OF AllowedSlotFormatInformationItem-CTCH-ReconfRqstFDD

```

```

AllowedSlotFormatInformationItem-CTCH-ReconfRqstFDD ::= SEQUENCE {
  rACH-SlotFormat                    RACH-SlotFormat,
  iE-Extensions                       ProtocolExtensionContainer { { AllowedSlotFormatInformationItem-CTCH-ReconfRqstFDD-ExtIEs } }
  OPTIONAL,
  ...
}

```

```

AllowedSlotFormatInformationItem-CTCH-ReconfRqstFDD-ExtIEs NBAP-PROTOCOL-EXTENSION ::= {
  ...
}

```

```

AICH-ParametersList-CTCH-ReconfRqstFDD ::= ProtocolIE-Single-Container { { AICH-ParametersListIEs-CTCH-ReconfRqstFDD } }

```

```

AICH-ParametersListIEs-CTCH-ReconfRqstFDD NBAP-PROTOCOL-IES ::= {
  { ID id-AICH-ParametersListIE-CTCH-ReconfRqstFDD  CRITICALITY reject  TYPE AICH-ParametersListIE-CTCH-ReconfRqstFDD  PRESENCE mandatory }
}

```

```

AICH-ParametersListIE-CTCH-ReconfRqstFDD ::= SEQUENCE (SIZE (1..maxPRACHCell)) OF AICH-ParametersItem-CTCH-ReconfRqstFDD

```

```

AICH-ParametersItem-CTCH-ReconfRqstFDD ::= SEQUENCE {
  commonPhysicalChannelID          CommonPhysicalChannelID,
  aICH-Power                        AICH-Power          OPTIONAL,
  iE-Extensions                     ProtocolExtensionContainer { { AICH-ParametersItemIE-CTCH-ReconfRqstFDD-ExtIEs } }  OPTIONAL,
  ...
}

```

```

AICH-ParametersItemIE-CTCH-ReconfRqstFDD-ExtIEs NBAP-PROTOCOL-EXTENSION ::= {
  ...
}

```

```

CPCHList-CTCH-ReconfRqstFDD ::= SEQUENCE {
  cPCH-ParametersList-CTCH-ReconfRqstFDD          CPCH-ParametersList-CTCH-ReconfRqstFDD          OPTIONAL,
  aP-AICH-ParametersList-CTCH-ReconfRqstFDD       AP-AICH-ParametersList-CTCH-ReconfRqstFDD       OPTIONAL,
  cDCA-ICH-ParametersList-CTCH-ReconfRqstFDD      CDCA-ICH-ParametersList-CTCH-ReconfRqstFDD      OPTIONAL,
  iE-Extensions                                     ProtocolExtensionContainer { { CPCHListItem-CTCH-ReconfRqstFDD-ExtIEs } }    OPTIONAL,
  ...
}

CPCHListItem-CTCH-ReconfRqstFDD-ExtIEs NBAP-PROTOCOL-EXTENSION ::= {
  ...
}

CPCH-ParametersList-CTCH-ReconfRqstFDD ::= ProtocolIE-Single-Container { { CPCH-ParametersListIEs-CTCH-ReconfRqstFDD } }

CPCH-ParametersListIEs-CTCH-ReconfRqstFDD NBAP-PROTOCOL-IES ::= {
  { ID id-CPCH-ParametersListIE-CTCH-ReconfRqstFDD CRITICALITY reject TYPE CPCH-ParametersListIE-CTCH-ReconfRqstFDD PRESENCE mandatory }
}

CPCH-ParametersListIE-CTCH-ReconfRqstFDD ::= SEQUENCE (SIZE (1..maxNrOfCPCHs)) OF CPCH-ParametersItem-CTCH-ReconfRqstFDD

CPCH-ParametersItem-CTCH-ReconfRqstFDD ::= SEQUENCE {
  commonTransportChannelID          CommonTransportChannelID,
  uL-SIR                             UL-SIR          OPTIONAL,
  initialDL-transmissionPower       DL-Power          OPTIONAL,
  maximumDLPower                    DL-Power          OPTIONAL,
  minimumDLPower                    DL-Power          OPTIONAL,
  iE-Extensions                       ProtocolExtensionContainer { { CPCH-ParametersItem-CTCH-ReconfRqstFDD-ExtIEs } }    OPTIONAL,
  ...
}

CPCH-ParametersItem-CTCH-ReconfRqstFDD-ExtIEs NBAP-PROTOCOL-EXTENSION ::= {
  ...
}

AP-AICH-ParametersList-CTCH-ReconfRqstFDD ::= ProtocolIE-Single-Container { { AP-AICH-ParametersListIEs-CTCH-ReconfRqstFDD } }

AP-AICH-ParametersListIEs-CTCH-ReconfRqstFDD NBAP-PROTOCOL-IES ::= {
  { ID id-AP-AICH-ParametersListIE-CTCH-ReconfRqstFDD CRITICALITY reject TYPE AP-AICH-ParametersListIE-CTCH-ReconfRqstFDD PRESENCE mandatory }
}

AP-AICH-ParametersListIE-CTCH-ReconfRqstFDD ::= SEQUENCE (SIZE (1..maxNrOfCPCHs)) OF AP-AICH-ParametersItem-CTCH-ReconfRqstFDD

AP-AICH-ParametersItem-CTCH-ReconfRqstFDD ::= SEQUENCE {
  commonPhysicalChannelID          CommonPhysicalChannelID,
  aP-AICH-Power                     AICH-Power          OPTIONAL,
  cSICH-Power                       AICH-Power          OPTIONAL,
  iE-Extensions                       ProtocolExtensionContainer { { AP-AICH-ParametersItemIE-CTCH-ReconfRqstFDD-ExtIEs } }    OPTIONAL,
  ...
}

AP-AICH-ParametersItemIE-CTCH-ReconfRqstFDD-ExtIEs NBAP-PROTOCOL-EXTENSION ::= {
  ...
}

```



```

CDCA-ICH-ParametersList-CTCH-ReconfRqstFDD ::= ProtocolIE-Single-Container {{ CDCA-ICH-ParametersListIEs-CTCH-ReconfRqstFDD }}

CDCA-ICH-ParametersListIEs-CTCH-ReconfRqstFDD NBAP-PROTOCOL-IES ::= {
  { ID id-CDCA-ICH-ParametersListIE-CTCH-ReconfRqstFDD    CRITICALITY reject   TYPE CDCA-ICH-ParametersListIE-CTCH-ReconfRqstFDD PRESENCE
    mandatory }
}

CDCA-ICH-ParametersListIE-CTCH-ReconfRqstFDD ::= SEQUENCE (SIZE (1..maxNrOfCPCHs)) OF CDCA-ICH-ParametersItem-CTCH-ReconfRqstFDD

CDCA-ICH-ParametersItem-CTCH-ReconfRqstFDD ::= SEQUENCE {
  commonPhysicalChannelID      CommonPhysicalChannelID,
  cDCA-ICH-Power                AICH-Power          OPTIONAL,
  iE-Extensions                 ProtocolExtensionContainer { { CDCA-ICH-ParametersItemIE-CTCH-ReconfRqstFDD-ExtIEs } }  OPTIONAL,
  ...
}

CDCA-ICH-ParametersItemIE-CTCH-ReconfRqstFDD-ExtIEs NBAP-PROTOCOL-EXTENSION ::= {
  ...
}

-- *****
--
-- COMMON TRANSPORT CHANNEL RECONFIGURATION REQUEST TDD
--
-- *****

CommonTransportChannelReconfigurationRequestTDD ::= SEQUENCE {
  protocolIEs          ProtocolIE-Container   {{CommonTransportChannelReconfigurationRequestTDD-IEs}},
  protocolExtensions  ProtocolExtensionContainer {{CommonTransportChannelReconfigurationRequestTDD-Extensions}}  OPTIONAL,
  ...
}

CommonTransportChannelReconfigurationRequestTDD-IEs NBAP-PROTOCOL-IES ::= {
  { ID id-C-ID          CRITICALITY reject   TYPE C-ID          PRESENCE mandatory }|
  { ID id-ConfigurationGenerationID  CRITICALITY reject   TYPE ConfigurationGenerationID          PRESENCE
    mandatory }|
  { ID id-Secondary-CCPCH-Parameters-CTCH-ReconfRqstTDD  CRITICALITY reject   TYPE Secondary-CCPCH-Parameters-CTCH-ReconfRqstTDD
    PRESENCE optional }|
  { ID id-PICH-Parameters-CTCH-ReconfRqstTDD  CRITICALITY reject   TYPE PICH-Parameters-CTCH-ReconfRqstTDD  PRESENCE optional }|
  { ID id-FACH-ParametersList-CTCH-ReconfRqstTDD  CRITICALITY reject   TYPE FACH-ParametersList-CTCH-ReconfRqstTDD  PRESENCE optional }|
  { ID id-PCH-Parameters-CTCH-ReconfRqstTDD  CRITICALITY reject   TYPE PCH-Parameters-CTCH-ReconfRqstTDD  PRESENCE optional },
  ...
}

CommonTransportChannelReconfigurationRequestTDD-Extensions NBAP-PROTOCOL-EXTENSION ::= {
  ...
}

Secondary-CCPCH-Parameters-CTCH-ReconfRqstTDD ::= SEQUENCE {
  cCTrCH-ID          CCTrCH-ID,
  secondaryCCPCHList Secondary-CCPCHList-CTCH-ReconfRqstTDD          OPTIONAL,
}

```

```

    iE-Extensions          ProtocolExtensionContainer { { Secondary-CCPCH-CTCH-ReconfRqstTDD-ExtIEs } } OPTIONAL,
    ...
}

Secondary-CCPCH-CTCH-ReconfRqstTDD-ExtIEs NBAP-PROTOCOL-EXTENSION ::= {
    ...
}

Secondary-CCPCHList-CTCH-ReconfRqstTDD ::= ProtocolIE-Single-Container { { Secondary-CCPCHListIEs-CTCH-ReconfRqstTDD } }

Secondary-CCPCHListIEs-CTCH-ReconfRqstTDD NBAP-PROTOCOL-IES ::= {
    { ID id-Secondary-CCPCHListIE-CTCH-ReconfRqstTDD    CRITICALITY reject    TYPE Secondary-CCPCHListIE-CTCH-ReconfRqstTDD    PRESENCE mandatory }
}

Secondary-CCPCHListIE-CTCH-ReconfRqstTDD ::= SEQUENCE (SIZE (1..maxNrOfSCCPCHs)) OF Secondary-CCPCHItem-CTCH-ReconfRqstTDD

Secondary-CCPCHItem-CTCH-ReconfRqstTDD ::= SEQUENCE {
    commonPhysicalChannelID    CommonPhysicalChannelID,
    sCCPCH-Power                DL-Power                OPTIONAL,
    iE-Extensions              ProtocolExtensionContainer { { Secondary-CCPCHItem-CTCH-ReconfRqstTDD-ExtIEs } }    OPTIONAL,
    ...
}

Secondary-CCPCHItem-CTCH-ReconfRqstTDD-ExtIEs NBAP-PROTOCOL-EXTENSION ::= {
    ...
}

PICH-Parameters-CTCH-ReconfRqstTDD ::= SEQUENCE {
    commonPhysicalChannelID    CommonPhysicalChannelID,
    pICH-Power                 PICH-Power                OPTIONAL,
    iE-Extensions              ProtocolExtensionContainer { { PICH-Parameters-CTCH-ReconfRqstTDD-ExtIEs } }    OPTIONAL,
    ...
}

PICH-Parameters-CTCH-ReconfRqstTDD-ExtIEs NBAP-PROTOCOL-EXTENSION ::= {
    ...
}

FACH-ParametersList-CTCH-ReconfRqstTDD ::= SEQUENCE (SIZE (0..maxNrOfFACHs)) OF FACH-ParametersItem-CTCH-ReconfRqstTDD

FACH-ParametersItem-CTCH-ReconfRqstTDD ::= SEQUENCE {
    commonTransportChannelID    CommonTransportChannelID,
    toAWS                       ToAWS                OPTIONAL,
    toAWE                       ToAWE                OPTIONAL,
    iE-Extensions              ProtocolExtensionContainer { { FACH-ParametersItem-CTCH-ReconfRqstTDD-ExtIEs } }    OPTIONAL,
    ...
}

FACH-ParametersItem-CTCH-ReconfRqstTDD-ExtIEs NBAP-PROTOCOL-EXTENSION ::= {
    ...
}

PCH-Parameters-CTCH-ReconfRqstTDD ::= SEQUENCE {

```

```

    commonTransportChannelID      CommonTransportChannelID,
    toAWS                          ToAWS          OPTIONAL,
    toAWE                          ToAWE          OPTIONAL,
    iE-Extensions                  ProtocolExtensionContainer { { PCH-Parameters-CTCH-ReconfRqstTDD-ExtIEs } } OPTIONAL,
    ...
}

PCH-Parameters-CTCH-ReconfRqstTDD-ExtIEs NBAP-PROTOCOL-EXTENSION ::= {
    ...
}

-- *****
--
-- COMMON TRANSPORT CHANNEL RECONFIGURATION RESPONSE
--
-- *****

CommonTransportChannelReconfigurationResponse ::= SEQUENCE {
    protocolIEs          ProtocolIE-Container   {{CommonTransportChannelReconfigurationResponse-IEs}},
    protocolExtensions   ProtocolExtensionContainer {{CommonTransportChannelReconfigurationResponse-Extensions}} OPTIONAL,
    ...
}

CommonTransportChannelReconfigurationResponse-IEs NBAP-PROTOCOL-IES ::= {
    { ID      id-CriticalityDiagnostics      CRITICALITY ignore          TYPE      CriticalityDiagnostics      PRESENCE optional },
    ...
}

CommonTransportChannelReconfigurationResponse-Extensions NBAP-PROTOCOL-EXTENSION ::= {
    ...
}

-- *****
--
-- COMMON TRANSPORT CHANNEL RECONFIGURATION FAILURE
--
-- *****

CommonTransportChannelReconfigurationFailure ::= SEQUENCE {
    protocolIEs          ProtocolIE-Container   {{CommonTransportChannelReconfigurationFailure-IEs}},
    protocolExtensions   ProtocolExtensionContainer {{CommonTransportChannelReconfigurationFailure-Extensions}} OPTIONAL,
    ...
}

CommonTransportChannelReconfigurationFailure-IEs NBAP-PROTOCOL-IES ::= {
    { ID      id-Cause          CRITICALITY ignore          TYPE      Cause          PRESENCE mandatory }|
    { ID      id-CriticalityDiagnostics      CRITICALITY ignore          TYPE      CriticalityDiagnostics      PRESENCE optional },
    ...
}

CommonTransportChannelReconfigurationFailure-Extensions NBAP-PROTOCOL-EXTENSION ::= {
    ...
}

```

```

-- *****
--
-- COMMON TRANSPORT CHANNEL DELETION REQUEST
--
-- *****

CommonTransportChannelDeletionRequest ::= SEQUENCE {
    protocolIEs          ProtocolIE-Container    {{CommonTransportChannelDeletionRequest-IEs}},
    protocolExtensions   ProtocolExtensionContainer {{CommonTransportChannelDeletionRequest-Extensions}}    OPTIONAL,
    ...
}

CommonTransportChannelDeletionRequest-IEs NBAP-PROTOCOL-IES ::= {
    { ID    id-C-ID                CRITICALITY reject      TYPE    C-ID                PRESENCE mandatory}|
    { ID    id-CommonPhysicalChannelID  CRITICALITY reject      TYPE    CommonPhysicalChannelID  PRESENCE mandatory}|
    { ID    id-ConfigurationGenerationID  CRITICALITY reject      TYPE    ConfigurationGenerationID PRESENCE mandatory},
    ...
}

CommonTransportChannelDeletionRequest-Extensions NBAP-PROTOCOL-EXTENSION ::= {
    ...
}

-- *****
--
-- COMMON TRANSPORT CHANNEL DELETION RESPONSE
--
-- *****

CommonTransportChannelDeletionResponse ::= SEQUENCE {
    protocolIEs          ProtocolIE-Container    {{CommonTransportChannelDeletionResponse-IEs}},
    protocolExtensions   ProtocolExtensionContainer {{CommonTransportChannelDeletionResponse-Extensions}}    OPTIONAL,
    ...
}

CommonTransportChannelDeletionResponse-IEs NBAP-PROTOCOL-IES ::= {
    { ID    id-CriticalityDiagnostics  CRITICALITY ignore      TYPE    CriticalityDiagnostics  PRESENCE optional},
    ...
}

CommonTransportChannelDeletionResponse-Extensions NBAP-PROTOCOL-EXTENSION ::= {
    ...
}

-- *****
--
-- BLOCK RESOURCE REQUEST
--
-- *****

BlockResourceRequest ::= SEQUENCE {
    protocolIEs          ProtocolIE-Container    {{BlockResourceRequest-IEs}},

```

```

    protocolExtensions      ProtocolExtensionContainer  {{BlockResourceRequest-Extensions}}
    ...
}

BlockResourceRequest-IEs NBAP-PROTOCOL-IES ::= {
  { ID    id-C-ID              CRITICALITY reject      TYPE    C-ID              PRESENCE mandatory }|
  { ID    id-BlockingPriorityIndicator  CRITICALITY reject      TYPE    BlockingPriorityIndicator  PRESENCE mandatory }|
  { ID    id-ShutdownTimer        CRITICALITY reject      TYPE    ShutdownTimer        PRESENCE conditional },
  -- The IE is present when the Blocking Priority IndicatorIE indicates 'Normal Priority'--
  ...
}

BlockResourceRequest-Extensions NBAP-PROTOCOL-EXTENSION ::= {
  ...
}

-- *****
--
-- BLOCK RESOURCE RESPONSE
--
-- *****

BlockResourceResponse ::= SEQUENCE {
  protocolIEs      ProtocolIE-Container      {{BlockResourceResponse-IEs}},
  protocolExtensions      ProtocolExtensionContainer  {{BlockResourceResponse-Extensions}}  OPTIONAL,
  ...
}

BlockResourceResponse-IEs NBAP-PROTOCOL-IES ::= {
  { ID    id-CriticalityDiagnostics      CRITICALITY    ignore      TYPE    CriticalityDiagnostics      PRESENCE optional},
  ...
}

BlockResourceResponse-Extensions NBAP-PROTOCOL-EXTENSION ::= {
  ...
}

-- *****
--
-- BLOCK RESOURCE FAILURE
--
-- *****

BlockResourceFailure ::= SEQUENCE {
  protocolIEs      ProtocolIE-Container      {{BlockResourceFailure-IEs}},
  protocolExtensions      ProtocolExtensionContainer  {{BlockResourceFailure-Extensions}}  OPTIONAL,
  ...
}

BlockResourceFailure-IEs NBAP-PROTOCOL-IES ::= {
  { ID    id-Cause              CRITICALITY    ignore      TYPE    Cause              PRESENCE mandatory }|
  { ID    id-CriticalityDiagnostics      CRITICALITY    ignore      TYPE    CriticalityDiagnostics      PRESENCE optional },
  ...
}

```

```

}

BlockResourceFailure-Extensions NBAP-PROTOCOL-EXTENSION ::= {
  ...
}

-- *****
--
-- UNBLOCK RESOURCE INDICATION
--
-- *****

UnblockResourceIndication ::= SEQUENCE {
  protocolIEs          ProtocolIE-Container    {{UnblockResourceIndication-IEs}},
  protocolExtensions   ProtocolExtensionContainer {{UnblockResourceIndication-Extensions}} OPTIONAL,
  ...
}

UnblockResourceIndication-IEs NBAP-PROTOCOL-IES ::= {
  { ID      id-C-ID      CRITICALITY  ignore      TYPE      C-ID      PRESENCE  mandatory},
  ...
}

UnblockResourceIndication-Extensions NBAP-PROTOCOL-EXTENSION ::= {
  ...
}

-- *****
--
-- AUDIT REQUIRED INDICATION
--
-- *****

AuditRequiredIndication ::= SEQUENCE {
  protocolIEs          ProtocolIE-Container    {{AuditRequiredIndication-IEs}},
  protocolExtensions   ProtocolExtensionContainer {{AuditRequiredIndication-Extensions}} OPTIONAL,
  ...
}

AuditRequiredIndication-IEs NBAP-PROTOCOL-IES ::= {
  ...
}

AuditRequiredIndication-Extensions NBAP-PROTOCOL-EXTENSION ::= {
  ...
}

-- *****
--
-- AUDIT REQUEST
--
-- *****

```

```

AuditRequest ::= SEQUENCE {
    protocolIEs          ProtocolIE-Container    {{AuditRequest-IEs}},
    protocolExtensions  ProtocolExtensionContainer {{AuditRequest-Extensions}}    OPTIONAL,
    ...
}

AuditRequest-IEs NBAP-PROTOCOL-IES ::= {
    { ID    id-Start-Of-Audit-Sequence-Indicator    CRITICALITY    reject    TYPE    Start-Of-Audit-Sequence-Indicator    PRESENCE    mandatory },
    ...
}

AuditRequest-Extensions NBAP-PROTOCOL-EXTENSION ::= {
    ...
}

-- *****
--
-- AUDIT RESPONSE
--
-- *****

AuditResponse ::= SEQUENCE {
    protocolIEs          ProtocolIE-Container    {{AuditResponse-IEs}},
    protocolExtensions  ProtocolExtensionContainer {{AuditResponse-Extensions}}    OPTIONAL,
    ...
}

AuditResponse-IEs NBAP-PROTOCOL-IES ::= {
    { ID    id-End-Of-Audit-Sequence-Indicator    CRITICALITY    ignore    TYPE    End-Of-Audit-Sequence-Indicator    PRESENCE    mandatory }|
    { ID    id-Cell-InformationList-AuditRsp    CRITICALITY    ignore    TYPE    Cell-InformationList-AuditRsp    PRESENCE
    optional    }|
    { ID    id-CCP-InformationList-AuditRsp    CRITICALITY    ignore    TYPE    CCP-InformationList-AuditRsp    PRESENCE    optional
    }|
    -- CCP (Communication Control Port) --
    { ID    id-Local-Cell-InformationList-AuditRsp    CRITICALITY    ignore    TYPE    Local-Cell-InformationList-AuditRsp    PRESENCE
    optional    }|
    { ID    id-Local-Cell-Group-InformationList-AuditRsp    CRITICALITY    ignore    TYPE    Local-Cell-Group-InformationList-AuditRsp    PRESENCE
    optional    }|
    { ID    id-CriticalityDiagnostics    CRITICALITY    ignore    TYPE    CriticalityDiagnostics    PRESENCE    optional
    },
    ...
}

AuditResponse-Extensions NBAP-PROTOCOL-EXTENSION ::= {
    ...
}

Cell-InformationList-AuditRsp ::= SEQUENCE (SIZE (1..maxCellinNodeB)) OF ProtocolIE-Single-Container {{ Cell-InformationItemIE-AuditRsp}}

Cell-InformationItemIE-AuditRsp NBAP-PROTOCOL-IES ::= {
    { ID    id-Cell-InformationItem-AuditRsp    CRITICALITY    ignore    TYPE    Cell-InformationItem-AuditRsp    PRESENCE    optional }
}

```

```

Cell-InformationItem-AuditRsp ::= SEQUENCE {
  c-ID,
  configurationGenerationID      ConfigurationGenerationID,
  resourceOperationalState       ResourceOperationalState,
  availabilityStatus             AvailabilityStatus,
  local-Cell-ID,
  primary-SCH-Information        P-SCH-Information-AuditRsp           OPTIONAL,
  secondary-SCH-Information      S-SCH-Information-AuditRsp       OPTIONAL,
  primary-CPICH-Information      P-CPICH-Information-AuditRsp     OPTIONAL,
  secondary-CPICH-InformationList S-CPICH-InformationList-AuditRsp  OPTIONAL,
  primary-CCPCH-Information      P-CCPCH-Information-AuditRsp     OPTIONAL,
  bCH-Information               BCH-Information-AuditRsp         OPTIONAL,
  secondary-CCPCH-InformationList S-CCPCH-InformationList-AuditRsp  OPTIONAL,
  pCH-Information               PCH-Information-AuditRsp         OPTIONAL,
  pICH-Information              PICH-Information-AuditRsp        OPTIONAL,
  fACH-InformationList          FACH-InformationList-AuditRsp     OPTIONAL,
  pRACH-InformationList         PRACH-InformationList-AuditRsp    OPTIONAL,
  rACH-InformationList          RACH-InformationList-AuditRsp     OPTIONAL,
  aICH-InformationList          AICH-InformationList-AuditRsp     OPTIONAL,
  pCPCH-InformationList         PCPCH-InformationList-AuditRsp    OPTIONAL,
  cPCH-InformationList          CPCH-InformationList-AuditRsp     OPTIONAL,
  aP-AICH-InformationList       AP-AICH-InformationList-AuditRsp  OPTIONAL,
  cDCA-ICH-InformationList      CDCA-ICH-InformationList-AuditRsp  OPTIONAL,
  sCH-Information              SCH-Information-AuditRsp         OPTIONAL,
  iE-Extensions                 ProtocolExtensionContainer { { Cell-InformationItem-AuditRsp-ExtIEs } }  OPTIONAL,
  ...
}

Cell-InformationItem-AuditRsp-ExtIEs NBAP-PROTOCOL-EXTENSION ::= {
  ...
}

P-SCH-Information-AuditRsp ::= ProtocolIE-Single-Container {{ P-SCH-InformationIE-AuditRsp }}

P-SCH-InformationIE-AuditRsp NBAP-PROTOCOL-IES ::= {
  { ID id-P-SCH-Information CRITICALITY ignore TYPE Common-PhysicalChannel-Status-Information PRESENCE mandatory }
}

S-SCH-Information-AuditRsp ::= ProtocolIE-Single-Container {{ S-SCH-InformationIE-AuditRsp }}

S-SCH-InformationIE-AuditRsp NBAP-PROTOCOL-IES ::= {
  { ID id-S-SCH-Information CRITICALITY ignore TYPE Common-PhysicalChannel-Status-Information PRESENCE mandatory }
}

P-CPICH-Information-AuditRsp ::= ProtocolIE-Single-Container {{ P-CPICH-InformationIE-AuditRsp }}

P-CPICH-InformationIE-AuditRsp NBAP-PROTOCOL-IES ::= {
  { ID id-P-CPICH-Information CRITICALITY ignore TYPE Common-PhysicalChannel-Status-Information PRESENCE mandatory }
}

S-CPICH-InformationList-AuditRsp ::= SEQUENCE (SIZE (1..maxSCPICHCell)) OF ProtocolIE-Single-Container {{ S-CPICH-InformationItemIE-AuditRsp }}

S-CPICH-InformationItemIE-AuditRsp NBAP-PROTOCOL-IES ::= {

```



```

    { ID id-S-CPICH-Information  CRITICALITY ignore TYPE Common-PhysicalChannel-Status-Information  PRESENCE mandatory }
  }
P-CCPCH-Information-AuditRsp ::= ProtocolIE-Single-Container {{ P-CCPCH-InformationIE-AuditRsp }}
P-CCPCH-InformationIE-AuditRsp NBAP-PROTOCOL-IES ::= {
  { ID id-P-CCPCH-Information  CRITICALITY ignore TYPE Common-PhysicalChannel-Status-Information  PRESENCE mandatory }
}
BCH-Information-AuditRsp ::= ProtocolIE-Single-Container {{ BCH-InformationIE-AuditRsp }}
BCH-InformationIE-AuditRsp NBAP-PROTOCOL-IES ::= {
  { ID id-BCH-Information  CRITICALITY ignore TYPE Common-TransportChannel-Status-Information  PRESENCE mandatory }
}
S-CCPCH-InformationList-AuditRsp ::= SEQUENCE (SIZE (1..maxSCCPCHCell)) OF ProtocolIE-Single-Container {{ S-CCPCH-InformationItemIE-AuditRsp }}
S-CCPCH-InformationItemIE-AuditRsp NBAP-PROTOCOL-IES ::= {
  { ID id-S-CCPCH-Information  CRITICALITY ignore TYPE Common-PhysicalChannel-Status-Information  PRESENCE mandatory }
}
PCH-Information-AuditRsp ::= ProtocolIE-Single-Container {{ PCH-InformationIE-AuditRsp }}
PCH-InformationIE-AuditRsp NBAP-PROTOCOL-IES ::= {
  { ID id-PCH-Information  CRITICALITY ignore TYPE Common-TransportChannel-Status-Information  PRESENCE mandatory }
}
PICH-Information-AuditRsp ::= ProtocolIE-Single-Container {{ PICH-InformationIE-AuditRsp }}
PICH-InformationIE-AuditRsp NBAP-PROTOCOL-IES ::= {
  { ID id-PICH-Information  CRITICALITY ignore TYPE Common-PhysicalChannel-Status-Information  PRESENCE mandatory }
}
FACH-InformationList-AuditRsp ::= SEQUENCE (SIZE (1..maxFACHCell)) OF ProtocolIE-Single-Container {{ FACH-InformationItemIE-AuditRsp }}
FACH-InformationItemIE-AuditRsp NBAP-PROTOCOL-IES ::= {
  { ID id-FACH-Information  CRITICALITY ignore TYPE Common-TransportChannel-Status-Information  PRESENCE mandatory }
}
PRACH-InformationList-AuditRsp ::= SEQUENCE (SIZE (1..maxPRACHCell)) OF ProtocolIE-Single-Container {{ PRACH-InformationItemIE-AuditRsp }}
PRACH-InformationItemIE-AuditRsp NBAP-PROTOCOL-IES ::= {
  { ID id-PRACH-Information  CRITICALITY ignore TYPE Common-PhysicalChannel-Status-Information  PRESENCE mandatory }
}
RACH-InformationList-AuditRsp ::= SEQUENCE (SIZE (1..maxRACHCell)) OF ProtocolIE-Single-Container {{ RACH-InformationItemIE-AuditRsp }}
RACH-InformationItemIE-AuditRsp NBAP-PROTOCOL-IES ::= {
  { ID id-RACH-Information  CRITICALITY ignore TYPE Common-TransportChannel-Status-Information  PRESENCE mandatory }
}
AICH-InformationList-AuditRsp ::= SEQUENCE (SIZE (1..maxPRACHCell)) OF ProtocolIE-Single-Container {{ AICH-InformationItemIE-AuditRsp }}
AICH-InformationItemIE-AuditRsp NBAP-PROTOCOL-IES ::= {

```

```

    { ID id-AICH-Information  CRITICALITY ignore  TYPE Common-PhysicalChannel-Status-Information  PRESENCE mandatory }
  }
PCPCH-InformationList-AuditRsp ::= SEQUENCE (SIZE (1..maxPCPCHCell)) OF ProtocolIE-Single-Container {{ PCPCH-InformationItemIE-AuditRsp }}
PCPCH-InformationItemIE-AuditRsp NBAP-PROTOCOL-IES ::= {
  { ID id-PCPCH-Information  CRITICALITY ignore  TYPE Common-PhysicalChannel-Status-Information  PRESENCE optional }
}
CPCH-InformationList-AuditRsp ::= SEQUENCE (SIZE (1..maxCPCHCell)) OF ProtocolIE-Single-Container {{ CPCH-InformationItemIE-AuditRsp }}
CPCH-InformationItemIE-AuditRsp NBAP-PROTOCOL-IES ::= {
  { ID id-CPCH-Information  CRITICALITY ignore  TYPE Common-TransportChannel-Status-Information  PRESENCE optional }
}
AP-AICH-InformationList-AuditRsp ::= SEQUENCE (SIZE (1..maxCPCHCell)) OF ProtocolIE-Single-Container {{ AP-AICH-InformationItemIE-AuditRsp }}
AP-AICH-InformationItemIE-AuditRsp NBAP-PROTOCOL-IES ::= {
  { ID id-AP-AICH-Information  CRITICALITY ignore TYPE Common-PhysicalChannel-Status-Information  PRESENCE mandatory }
}
CDCA-ICH-InformationList-AuditRsp ::= SEQUENCE (SIZE (1..maxCPCHCell)) OF ProtocolIE-Single-Container {{ CDCA-ICH-InformationItemIE-AuditRsp }}
CDCA-ICH-InformationItemIE-AuditRsp NBAP-PROTOCOL-IES ::= {
  { ID id-CDCA-ICH-Information  CRITICALITY ignore  TYPE Common-PhysicalChannel-Status-Information  PRESENCE mandatory }
}
SCH-Information-AuditRsp ::= ProtocolIE-Single-Container {{ SCH-InformationIE-AuditRsp }}
SCH-InformationIE-AuditRsp NBAP-PROTOCOL-IES ::= {
  { ID id-SCH-Information  CRITICALITY ignore TYPE Common-PhysicalChannel-Status-Information  PRESENCE mandatory }
}
CCP-InformationList-AuditRsp ::=SEQUENCE (SIZE (1..maxCCPInNodeB)) OF ProtocolIE-Single-Container {{ CCP-InformationItemIE-AuditRsp }}
CCP-InformationItemIE-AuditRsp NBAP-PROTOCOL-IES ::= {
  {ID id-CCP-InformationItem-AuditRsp          CRITICALITY      ignore          TYPE      CCP-InformationItem-AuditRsp          PRESENCE mandatory}
}
CCP-InformationItem-AuditRsp ::= SEQUENCE {
  communicationControlPortID      CommunicationControlPortID,
  resourceOperationalState        ResourceOperationalState,
  availabilityStatus              AvailabilityStatus,
  iE-Extensions                   ProtocolExtensionContainer {{ CCP-InformationItem-AuditRsp-ExtIEs }}  OPTIONAL,
  ...
}
CCP-InformationItem-AuditRsp-ExtIEs NBAP-PROTOCOL-EXTENSION ::= {
  ...
}
Local-Cell-InformationList-AuditRsp ::=SEQUENCE (SIZE (1..maxLocalCellInNodeB)) OF ProtocolIE-Single-Container {{ Local-Cell-InformationItemIE-AuditRsp }}

```

```

Local-Cell-InformationItemIE-AuditRsp NBAP-PROTOCOL-IES ::= {
  { ID      id-Local-Cell-InformationItem-AuditRsp      CRITICALITY      ignore      TYPE      Local-Cell-InformationItem-AuditRsp      PRESENCE
    mandatory}
}

```

```

Local-Cell-InformationItem-AuditRsp ::= SEQUENCE {
  local-Cell-ID                Local-Cell-ID,
  dl-or-global-capacityCredit  DL-or-Global-CapacityCredit,
  ul-capacityCredit            UL-CapacityCredit      OPTIONAL,
  commonChannelsCapacityConsumptionLaw  CommonChannelsCapacityConsumptionLaw,
  dedicatedChannelsCapacityConsumptionLaw  DedicatedChannelsCapacityConsumptionLaw,
  maximumDL-PowerCapability    MaximumDL-PowerCapability      OPTIONAL,
  minSpreadingFactor           MinSpreadingFactor          OPTIONAL,
  minimumDL-PowerCapability     MinimumDL-PowerCapability     OPTIONAL,
  local-Cell-Group-ID          Local-Cell-ID              OPTIONAL,
  iE-Extensions                ProtocolExtensionContainer  {{ Local-Cell-InformationItem-AuditRsp-ExtIEs}}      OPTIONAL,
  ...
}

```

```

Local-Cell-InformationItem-AuditRsp-ExtIEs NBAP-PROTOCOL-EXTENSION ::= {
  ...
}

```

```

Local-Cell-Group-InformationList-AuditRsp ::= SEQUENCE (SIZE (1..maxLocalCellinNodeB)) OF ProtocolIE-Single-Container {{ Local-Cell-Group-InformationItemIE-AuditRsp }}

```

```

Local-Cell-Group-InformationItemIE-AuditRsp NBAP-PROTOCOL-IES ::= {
  { ID      id-Local-Cell-Group-InformationItem-AuditRsp      CRITICALITY      ignore      TYPE      Local-Cell-Group-InformationItem-AuditRsp
    PRESENCE      mandatory}
}

```

```

Local-Cell-Group-InformationItem-AuditRsp ::= SEQUENCE {
  local-Cell-Group-ID          Local-Cell-ID,
  dl-or-global-capacityCredit  DL-or-Global-CapacityCredit,
  ul-capacityCredit            UL-CapacityCredit      OPTIONAL,
  commonChannelsCapacityConsumptionLaw  CommonChannelsCapacityConsumptionLaw,
  dedicatedChannelsCapacityConsumptionLaw  DedicatedChannelsCapacityConsumptionLaw,
  iE-Extensions                ProtocolExtensionContainer  {{ Local-Cell-Group-InformationItem-AuditRsp-ExtIEs}}      OPTIONAL,
  ...
}

```

```

Local-Cell-Group-InformationItem-AuditRsp-ExtIEs NBAP-PROTOCOL-EXTENSION ::= {
  ...
}

```

```

-- *****
--
-- AUDIT FAILURE
--
-- *****

```

```

AuditFailure ::= SEQUENCE {

```

```

    protocolIEs          ProtocolIE-Container    {{AuditFailure-IEs}},
    protocolExtensions   ProtocolExtensionContainer {{AuditFailure-Extensions}}    OPTIONAL,
    ...
}

AuditFailure-IEs NBAP-PROTOCOL-IES ::= {
    { ID    id-Cause          CRITICALITY    ignore    TYPE    Cause          PRESENCE mandatory }|
    { ID    id-CriticalityDiagnostics    CRITICALITY    ignore    TYPE    CriticalityDiagnostics    PRESENCE optional },
    ...
}

AuditFailure-Extensions NBAP-PROTOCOL-EXTENSION ::= {
    ...
}

-- *****
--
-- COMMON MEASUREMENT INITIATION REQUEST
--
-- *****

CommonMeasurementInitiationRequest ::= SEQUENCE {
    protocolIEs          ProtocolIE-Container    {{CommonMeasurementInitiationRequest-IEs}},
    protocolExtensions   ProtocolExtensionContainer {{CommonMeasurementInitiationRequest-Extensions}}    OPTIONAL,
    ...
}

CommonMeasurementInitiationRequest-IEs NBAP-PROTOCOL-IES ::= {
    { ID    id-MeasurementID          CRITICALITY reject    TYPE    MeasurementID          PRESENCE mandatory
    }|
    { ID    id-CommonMeasurementObjectType-CM-Rqst          CRITICALITY reject    TYPE    CommonMeasurementObjectType-CM-Rqst          PRESENCE
    mandatory }|
    -- This IE represents both the Common Measurement Object Type IE and the choice based on the Common Measurement Object Type
    -- as described in the tabular message format in subclause 9.1.
    { ID    id-CommonMeasurementType          CRITICALITY reject    TYPE    CommonMeasurementType          PRESENCE mandatory
    }|
    { ID    id-MeasurementFilterCoefficient          CRITICALITY reject    TYPE    MeasurementFilterCoefficient          PRESENCE
    optional }|
    { ID    id-ReportCharacteristics          CRITICALITY reject    TYPE    ReportCharacteristics          PRESENCE mandatory
    }|
    { ID    id-SFNReportingIndicator          CRITICALITY reject    TYPE    SFNReportingIndicator          PRESENCE mandatory
    }|
    { ID    id-SFN          CRITICALITY reject    TYPE    SFN          PRESENCE optional
    },
    ...
}

CommonMeasurementInitiationRequest-Extensions NBAP-PROTOCOL-EXTENSION ::= {
    ...
}

CommonMeasurementObjectType-CM-Rqst ::= CHOICE {
    cell          Cell-CM-Rqst,

```

```

    rACH                RACH-CM-Rqst,
    cPCH                CPCH-CM-Rqst,
    ...
}

Cell-CM-Rqst ::= SEQUENCE {
    c-ID                C-ID,
    timeSlot           TimeSlot OPTIONAL,
    iE-Extensions      ProtocolExtensionContainer { { CellItem-CM-Rqst-ExtIEs } } OPTIONAL,
    ...
}

CellItem-CM-Rqst-ExtIEs NBAP-PROTOCOL-EXTENSION ::= {
    ...
}

RACH-CM-Rqst ::= SEQUENCE {
    c-ID                C-ID,
    commonTransportChannelID CommonTransportChannelID,
    iE-Extensions      ProtocolExtensionContainer { { RACHItem-CM-Rqst-ExtIEs } } OPTIONAL,
    ...
}

RACHItem-CM-Rqst-ExtIEs NBAP-PROTOCOL-EXTENSION ::= {
    ...
}

CPCH-CM-Rqst ::= SEQUENCE {
    c-ID                C-ID,
    commonTransportChannelID CommonTransportChannelID,
    spreadingfactor     MinUL-ChannelisationCodeLength OPTIONAL,
    iE-Extensions      ProtocolExtensionContainer { { CPCHItem-CM-Rqst-ExtIEs } } OPTIONAL,
    ...
}

CPCHItem-CM-Rqst-ExtIEs NBAP-PROTOCOL-EXTENSION ::= {
    ...
}

-- *****
--
-- COMMON MEASUREMENT INITIATION RESPONSE
--
-- *****

CommonMeasurementInitiationResponse ::= SEQUENCE {
    protocolIEs        ProtocolIE-Container {{CommonMeasurementInitiationResponse-IEs}},
    protocolExtensions ProtocolExtensionContainer {{CommonMeasurementInitiationResponse-Extensions}} OPTIONAL,
    ...
}

CommonMeasurementInitiationResponse-IEs NBAP-PROTOCOL-IES ::= {
    { ID      id-MeasurementID          CRITICALITY ignore          TYPE      MeasurementID          PRESENCE mandatory }|

```

```

    { ID      id-CommonMeasurementObjectType-CM-Rsp      CRITICALITY ignore      TYPE      CommonMeasurementObjectType-CM-Rsp      PRESENCE optional
    }|
    { ID      id-SFN                                      CRITICALITY ignore      TYPE      SFN                                      PRESENCE optional }|
    { ID      id-CriticalityDiagnostics                  CRITICALITY ignore      TYPE      CriticalityDiagnostics                  PRESENCE optional },
    ...
}

CommonMeasurementInitiationResponse-Extensions NBAP-PROTOCOL-EXTENSION ::= {
    ...
}

CommonMeasurementObjectType-CM-Rsp ::= CHOICE {
    cell                Cell-CM-Rsp,
    rACH                RACH-CM-Rsp,
    cPCH                CPCH-CM-Rsp,
    ...
}

Cell-CM-Rsp ::= SEQUENCE {
    commonMeasurementValue      CommonMeasurementValue,
    iE-Extensions               ProtocolExtensionContainer { { CellItem-CM-Rsp-ExtIEs } }      OPTIONAL,
    ...
}

CellItem-CM-Rsp-ExtIEs NBAP-PROTOCOL-EXTENSION ::= {
    ...
}

RACH-CM-Rsp ::= SEQUENCE {
    commonMeasurementValue      CommonMeasurementValue,
    iE-Extensions               ProtocolExtensionContainer { { RACHItem-CM-Rsp-ExtIEs } }      OPTIONAL,
    ...
}

RACHItem-CM-Rsp-ExtIEs NBAP-PROTOCOL-EXTENSION ::= {
    ...
}

CPCH-CM-Rsp ::= SEQUENCE {
    commonMeasurementValue      CommonMeasurementValue,
    iE-Extensions               ProtocolExtensionContainer { { CPCHItem-CM-Rsp-ExtIEs } }      OPTIONAL,
    ...
}

CPCHItem-CM-Rsp-ExtIEs NBAP-PROTOCOL-EXTENSION ::= {
    ...
}

-- *****
--
-- COMMON MEASUREMENT INITIATION FAILURE
--
-- *****

```

```

CommonMeasurementInitiationFailure ::= SEQUENCE {
    protocolIEs          ProtocolIE-Container    {{CommonMeasurementInitiationFailure-IEs}},
    protocolExtensions   ProtocolExtensionContainer {{CommonMeasurementInitiationFailure-Extensions}}    OPTIONAL,
    ...
}

CommonMeasurementInitiationFailure-IEs NBAP-PROTOCOL-IES ::= {
    { ID      id-MeasurementID          CRITICALITY ignore          TYPE      MeasurementID          PRESENCE mandatory }|
    { ID      id-Cause                  CRITICALITY ignore          TYPE      Cause                  PRESENCE mandatory }|
    { ID      id-CriticalityDiagnostics CRITICALITY ignore          TYPE      CriticalityDiagnostics    PRESENCE optional },
    ...
}

CommonMeasurementInitiationFailure-Extensions NBAP-PROTOCOL-EXTENSION ::= {
    ...
}

-- *****
--
-- COMMON MEASUREMENT REPORT
--
-- *****

CommonMeasurementReport ::= SEQUENCE {
    protocolIEs          ProtocolIE-Container    {{CommonMeasurementReport-IEs}},
    protocolExtensions   ProtocolExtensionContainer {{CommonMeasurementReport-Extensions}}    OPTIONAL,
    ...
}

CommonMeasurementReport-IEs NBAP-PROTOCOL-IES ::= {
    { ID      id-MeasurementID          CRITICALITY ignore          TYPE      MeasurementID          PRESENCE mandatory }|
    { ID      id-CommonMeasurementObjectType-CM-Rprt CRITICALITY ignore          TYPE      CommonMeasurementObjectType-CM-Rprt    PRESENCE mandatory }|
    }|
    { ID      id-SFN                    CRITICALITY ignore          TYPE      SFN                    PRESENCE optional },
    ...
}

CommonMeasurementReport-Extensions NBAP-PROTOCOL-EXTENSION ::= {
    ...
}

CommonMeasurementObjectType-CM-Rprt ::= CHOICE {
    cell                Cell-CM-Rprt,
    rACH                RACH-CM-Rprt,
    cPCH                CPCH-CM-Rprt,
    ...
}

Cell-CM-Rprt ::= SEQUENCE {
    commonMeasurementValueInformation CommonMeasurementValueInformation,
    iE-Extensions          ProtocolExtensionContainer {{ CellItem-CM-Rprt-ExtIEs }}    OPTIONAL,
    ...
}

```

```

}
CellItem-CM-Rprt-ExtIEs NBAP-PROTOCOL-EXTENSION ::= {
  ...
}

RACH-CM-Rprt ::= SEQUENCE {
  commonMeasurementValueInformation CommonMeasurementValueInformation,
  IE-Extensions ProtocolExtensionContainer {{ RACHItem-CM-Rprt-ExtIEs }} OPTIONAL,
  ...
}

RACHItem-CM-Rprt-ExtIEs NBAP-PROTOCOL-EXTENSION ::= {
  ...
}

CPCH-CM-Rprt ::= SEQUENCE {
  commonMeasurementValueInformation CommonMeasurementValueInformation,
  IE-Extensions ProtocolExtensionContainer {{ CPCHItem-CM-Rprt-ExtIEs }} OPTIONAL,
  ...
}

CPCHItem-CM-Rprt-ExtIEs NBAP-PROTOCOL-EXTENSION ::= {
  ...
}

-- *****
--
-- COMMON MEASUREMENT TERMINATION REQUEST
--
-- *****

CommonMeasurementTerminationRequest ::= SEQUENCE {
  protocolIEs ProtocolIE-Container {{CommonMeasurementTerminationRequest-IEs}},
  protocolExtensions ProtocolExtensionContainer {{CommonMeasurementTerminationRequest-Extensions}} OPTIONAL,
  ...
}

CommonMeasurementTerminationRequest-IEs NBAP-PROTOCOL-IES ::= {
  { ID id-MeasurementID CRITICALITY ignore TYPE MeasurementID PRESENCE mandatory},
  ...
}

CommonMeasurementTerminationRequest-Extensions NBAP-PROTOCOL-EXTENSION ::= {
  ...
}

-- *****
--
-- COMMON MEASUREMENT FAILURE INDICATION
--

```


-- *****

```
CommonMeasurementFailureIndication ::= SEQUENCE {
  protocolIEs          ProtocolIE-Container  {{CommonMeasurementFailureIndication-IEs}},
  protocolExtensions   ProtocolExtensionContainer {{CommonMeasurementFailureIndication-Extensions}}
  ...
}
```

```
CommonMeasurementFailureIndication-IEs NBAP-PROTOCOL-IES ::= {
  { ID id-MeasurementID          CRITICALITY ignore      TYPE MeasurementID          PRESENCE mandatory }|
  { ID id-Cause                  CRITICALITY ignore      TYPE Cause                  PRESENCE mandatory }|
  ...
}
```

```
CommonMeasurementFailureIndication-Extensions NBAP-PROTOCOL-EXTENSION ::= {
  ...
}
```

-- *****

--

-- CELL SETUP REQUEST FDD

--

-- *****

```
CellSetupRequestFDD ::= SEQUENCE {
  protocolIEs          ProtocolIE-Container  {{CellSetupRequestFDD-IEs}},
  protocolExtensions   ProtocolExtensionContainer {{CellSetupRequestFDD-Extensions}}
  ...
}
```

```
CellSetupRequestFDD-IEs NBAP-PROTOCOL-IES ::= {
  { ID id-Local-Cell-ID          CRITICALITY reject      TYPE Local-Cell-ID
  PRESENCE mandatory }|
  { ID id-C-ID                  CRITICALITY reject      TYPE C-ID
  PRESENCE mandatory }|
  { ID id-ConfigurationGenerationID CRITICALITY reject      TYPE ConfigurationGenerationID
  PRESENCE mandatory }|
  { ID id-T-Cell                CRITICALITY reject      TYPE T-Cell
  PRESENCE mandatory }|
  { ID id-UARFCNforNu           CRITICALITY reject      TYPE UARFCN
  PRESENCE mandatory }|
  { ID id-UARFCNforNd           CRITICALITY reject      TYPE UARFCN
  PRESENCE mandatory }|
  { ID id-MaximumTransmissionPower CRITICALITY reject      TYPE MaximumTransmissionPower
  PRESENCE mandatory }|
  { ID id-Closed-Loop-Timing-Adjustment-Mode CRITICALITY reject      TYPE Closedlooptimingadjustmentmode
  PRESENCE optional }|
  { ID id-PrimaryScramblingCode CRITICALITY reject      TYPE PrimaryScramblingCode
  PRESENCE mandatory }|
  { ID id-Synchronisation-Configuration-Cell-SetupRqst CRITICALITY reject      TYPE Synchronisation-Configuration-Cell-SetupRqst
  PRESENCE mandatory }|
  { ID id-DL-TPC-Pattern01Count CRITICALITY reject      TYPE DL-TPC-Pattern01Count
  PRESENCE mandatory }|
}
```

```

{ ID id-PrimarySCH-Information-Cell-SetupRqstFDD
  PRESENCE mandatory }|
{ ID id-SecondarySCH-Information-Cell-SetupRqstFDD
  PRESENCE mandatory }|
{ ID id-PrimaryCPICH-Information-Cell-SetupRqstFDD
  PRESENCE mandatory }|
{ ID id-SecondaryCPICH-InformationList-Cell-SetupRqstFDD
  PRESENCE optional }|
SetupRqstFDD { ID id-PrimaryCCPCH-Information-Cell-SetupRqstFDD
  PRESENCE mandatory }|
{ ID id-Limited-power-increase-information-Cell-SetupRqstFDD
  PRESENCE mandatory },
...
}

CellSetupRequestFDD-Extensions NBAP-PROTOCOL-EXTENSION ::= {
...
}

Synchronisation-Configuration-Cell-SetupRqst ::= SEQUENCE {
  n-INSYNC-IND N-INSYNC-IND,
  n-OUTSYNC-IND N-OUTSYNC-IND,
  t-RLFFAILURE T-RLFFAILURE,
  iE-Extensions ProtocolExtensionContainer { { Synchronisation-Configuration-Cell-SetupRqst-ExtIEs} } OPTIONAL,
...
}

Synchronisation-Configuration-Cell-SetupRqst-ExtIEs NBAP-PROTOCOL-EXTENSION ::= {
...
}

PrimarySCH-Information-Cell-SetupRqstFDD ::= SEQUENCE {
  commonPhysicalChannelID CommonPhysicalChannelID,
  primarySCH-Power DL-Power,
  tSTD-Indicator TSTD-Indicator,
  iE-Extensions ProtocolExtensionContainer { { PrimarySCH-Information-Cell-SetupRqstFDD-ExtIEs} } OPTIONAL,
...
}

PrimarySCH-Information-Cell-SetupRqstFDD-ExtIEs NBAP-PROTOCOL-EXTENSION ::= {
...
}

SecondarySCH-Information-Cell-SetupRqstFDD ::= SEQUENCE {
  commonPhysicalChannelID CommonPhysicalChannelID,
  secondarySCH-Power DL-Power,
  tSTD-Indicator TSTD-Indicator,
  iE-Extensions ProtocolExtensionContainer { { SecondarySCH-Information-Cell-SetupRqstFDD-ExtIEs} } OPTIONAL,
...
}

SecondarySCH-Information-Cell-SetupRqstFDD-ExtIEs NBAP-PROTOCOL-EXTENSION ::= {
...
}

```

```

}

PrimaryCPICH-Information-Cell-SetupRqstFDD ::= SEQUENCE {
    commonPhysicalChannelID      CommonPhysicalChannelID,
    primaryCPICH-Power           PrimaryCPICH-Power,
    transmitDiversityIndicator   TransmitDiversityIndicator,
    iE-Extensions                ProtocolExtensionContainer { { PrimaryCPICH-Information-Cell-SetupRqstFDD-ExtIEs} } OPTIONAL,
    ...
}

PrimaryCPICH-Information-Cell-SetupRqstFDD-ExtIEs NBAP-PROTOCOL-EXTENSION ::= {
    ...
}

SecondaryCPICH-InformationList-Cell-SetupRqstFDD ::= SEQUENCE (SIZE (1..maxSCPICHCell)) OF ProtocolIE-Single-Container{{ SecondaryCPICH-
InformationItemIE-Cell-SetupRqstFDD }}

SecondaryCPICH-InformationItemIE-Cell-SetupRqstFDD NBAP-PROTOCOL-IES ::= {
    { ID      id-SecondaryCPICH-InformationItem-Cell-SetupRqstFDD      CRITICALITY      reject      TYPE      SecondaryCPICH-InformationItem-Cell-
SetupRqstFDD      PRESENCE      mandatory}
}

SecondaryCPICH-InformationItem-Cell-SetupRqstFDD ::= SEQUENCE {
    commonPhysicalChannelID      CommonPhysicalChannelID,
    dl-ScramblingCode            DL-ScramblingCode,
    fdd-DL-ChannelisationCodeNumber FDD-DL-ChannelisationCodeNumber,
    secondaryCPICH-Power         DL-Power,
    transmitDiversityIndicator   TransmitDiversityIndicator,
    iE-Extensions                ProtocolExtensionContainer { { SecondaryCPICH-InformationItem-Cell-SetupRqstFDD-ExtIEs} } OPTIONAL,
    ...
}

SecondaryCPICH-InformationItem-Cell-SetupRqstFDD-ExtIEs NBAP-PROTOCOL-EXTENSION ::= {
    ...
}

PrimaryCCPCH-Information-Cell-SetupRqstFDD ::= SEQUENCE {
    commonPhysicalChannelID      CommonPhysicalChannelID,
    bch-information              BCH-Information-Cell-SetupRqstFDD,
    sttd-indicator               STTD-Indicator,
    iE-Extensions                ProtocolExtensionContainer { { PrimaryCCPCH-Information-Cell-SetupRqstFDD-ExtIEs} } OPTIONAL,
    ...
}

PrimaryCCPCH-Information-Cell-SetupRqstFDD-ExtIEs NBAP-PROTOCOL-EXTENSION ::= {
    ...
}

BCH-Information-Cell-SetupRqstFDD ::= SEQUENCE {
    commonTransportChannelID     CommonTransportChannelID,
    bch-power                    DL-Power,
    iE-Extensions                ProtocolExtensionContainer { { BCH-Information-Cell-SetupRqstFDD-ExtIEs} } OPTIONAL,
    ...
}

```

```

}

BCH-Information-Cell-SetupRqstFDD-ExtIEs NBAP-PROTOCOL-EXTENSION ::= {
  ...
}

Limited-power-increase-information-Cell-SetupRqstFDD ::= SEQUENCE {
  powerRaiseLimit          PowerRaiseLimit,
  dlPowerAveragingWindowSize DLPowerAveragingWindowSize,
  iE-Extensions            ProtocolExtensionContainer { { Limited-power-increase-information-Cell-SetupRqstFDD-ExtIEs} }
  OPTIONAL,
  ...
}

Limited-power-increase-information-Cell-SetupRqstFDD-ExtIEs NBAP-PROTOCOL-EXTENSION ::= {
  ...
}

-- *****
--
-- CELL SETUP REQUEST TDD
--
-- *****

CellSetupRequestTDD ::= SEQUENCE {
  protocolIEs          ProtocolIE-Container   {{CellSetupRequestTDD-IEs}},
  protocolExtensions   ProtocolExtensionContainer {{CellSetupRequestTDD-Extensions}}  OPTIONAL,
  ...
}

CellSetupRequestTDD-IEs NBAP-PROTOCOL-IES ::= {
  { ID   id-Local-Cell-ID          CRITICALITY   reject   TYPE   Local-Cell-ID          PRESENCE
  mandatory }|
  { ID   id-C-ID                   CRITICALITY   reject   TYPE   C-ID                   PRESENCE
  mandatory }|
  { ID   id-ConfigurationGenerationID CRITICALITY   reject   TYPE   ConfigurationGenerationID PRESENCE
  mandatory }|
  { ID   id-UARFCNforNt             CRITICALITY   reject   TYPE   UARFCN                   PRESENCE
  mandatory }|
  { ID   id-CellParameterID         CRITICALITY   reject   TYPE   CellParameterID          PRESENCE
  mandatory }|
  { ID   id-MaximumTransmissionPower CRITICALITY   reject   TYPE   MaximumTransmissionPower PRESENCE
  mandatory }|
  { ID   id-TransmissionDiversityApplied CRITICALITY   reject   TYPE   TransmissionDiversityApplied PRESENCE
  mandatory }|
  { ID   id-SyncCase                CRITICALITY   reject   TYPE   SyncCase                  PRESENCE
  mandatory }|
  { ID   id-Synchronisation-Configuration-Cell-SetupRqst CRITICALITY   reject   TYPE   Synchronisation-Configuration-Cell-SetupRqst
  PRESENCE mandatory }|
  { ID   id-DPCHConstant            CRITICALITY   reject   TYPE   ConstantValue            PRESENCE
  mandatory }|
  { ID   id-PUSCHConstant           CRITICALITY   reject   TYPE   ConstantValue            PRESENCE
  mandatory }|
}

```

```

{ ID id-PRACHConstant          CRITICALITY reject    TYPE ConstantValue          PRESENCE
  mandatory }|
{ ID id-TimingAdvanceApplied   CRITICALITY reject    TYPE TimingAdvanceApplied   PRESENCE
  mandatory }|
{ ID id-SCH-Information-Cell-SetupRqstTDD CRITICALITY reject    TYPE SCH-Information-Cell-SetupRqstTDD
  PRESENCE mandatory }|
{ ID id-PCCPCH-Information-Cell-SetupRqstTDD CRITICALITY reject    TYPE PCCPCH-Information-Cell-SetupRqstTDD
  PRESENCE mandatory }|
{ ID id-TimeSlotConfigurationList-Cell-SetupRqstTDD CRITICALITY reject    TYPE TimeSlotConfigurationList-Cell-SetupRqstTDD
  PRESENCE mandatory },
...
}

CellSetupRequestTDD-Extensions NBAP-PROTOCOL-EXTENSION ::= {
  ...
}

SCH-Information-Cell-SetupRqstTDD ::= SEQUENCE {
  commonPhysicalChannelID          CommonPhysicalChannelID,
  syncCaseIndicator                SyncCaseIndicator-Cell-SetupRqstTDD-PSCH,
  sCH-Power                        DL-Power,
  tSTD-Indicator                   TSTD-Indicator,
  iE-Extensions                    ProtocolExtensionContainer { { SCH-Information-Cell-SetupRqstTDD-ExtIEs } } OPTIONAL,
  ...
}

SCH-Information-Cell-SetupRqstTDD-ExtIEs NBAP-PROTOCOL-EXTENSION ::= {
  ...
}

SyncCaseIndicator-Cell-SetupRqstTDD-PSCH ::= ProtocolIE-Single-Container {{ SyncCaseIndicatorIE-Cell-SetupRqstTDD-PSCH }}

SyncCaseIndicatorIE-Cell-SetupRqstTDD-PSCH NBAP-PROTOCOL-IES ::= {
  { ID id-SyncCaseIndicatorItem-Cell-SetupRqstTDD-PSCH CRITICALITY reject    TYPE SyncCaseIndicatorItem-Cell-SetupRqstTDD-PSCH PRESENCE
  mandatory }
}

SyncCaseIndicatorItem-Cell-SetupRqstTDD-PSCH ::= CHOICE {
  case1                            Case1-Cell-SetupRqstTDD,
  case2                            Case2-Cell-SetupRqstTDD,
  ...
}

Case1-Cell-SetupRqstTDD ::= SEQUENCE {
  timeSlot                         TimeSlot,
  iE-Extensions                    ProtocolExtensionContainer { { Case1Item-Cell-SetupRqstTDD-ExtIEs } } OPTIONAL,
  ...
}

Case1Item-Cell-SetupRqstTDD-ExtIEs NBAP-PROTOCOL-EXTENSION ::= {
  ...
}

```

```

Case2-Cell-SetupRqstTDD ::= SEQUENCE {
    sCH-TimeSlot          SCH-TimeSlot,
    iE-Extensions         ProtocolExtensionContainer { { Case2Item-Cell-SetupRqstTDD-ExtIEs} }    OPTIONAL,
    ...
}

Case2Item-Cell-SetupRqstTDD-ExtIEs NBAP-PROTOCOL-EXTENSION ::= {
    ...
}

PCCPCH-Information-Cell-SetupRqstTDD ::= SEQUENCE {
    commonPhysicalChannelID      CommonPhysicalChannelID,
    tdd-PhysicalChannelOffset     TDD-PhysicalChannelOffset,
    repetitionPeriod              RepetitionPeriod,
    repetitionLength              RepetitionLength,
    pCCPCH-Power                 PCCPCH-Power,
    blockSTTD-Indicator           BlockSTTD-Indicator,
    iE-Extensions                 ProtocolExtensionContainer { { PCCPCH-Information-Cell-SetupRqstTDD-ExtIEs} }    OPTIONAL,
    ...
}

PCCPCH-Information-Cell-SetupRqstTDD-ExtIEs NBAP-PROTOCOL-EXTENSION ::= {
    ...
}

TimeSlotConfigurationList-Cell-SetupRqstTDD ::= SEQUENCE (SIZE (1..15)) OF TimeSlotConfigurationItem-Cell-SetupRqstTDD

TimeSlotConfigurationItem-Cell-SetupRqstTDD ::= SEQUENCE {
    timeSlot                  TimeSlot,
    timeSlotStatus            TimeSlotStatus,
    timeSlotDirection         TimeSlotDirection,
    iE-Extensions             ProtocolExtensionContainer { { TimeSlotConfigurationItem-Cell-SetupRqstTDD-ExtIEs} }    OPTIONAL,
    ...
}

TimeSlotConfigurationItem-Cell-SetupRqstTDD-ExtIEs NBAP-PROTOCOL-EXTENSION ::= {
    ...
}

-- *****
--
-- CELL SETUP RESPONSE
--
-- *****

CellSetupResponse ::= SEQUENCE {
    protocolIEs              ProtocolIE-Container   {{CellSetupResponse-IEs}},
    protocolExtensions       ProtocolExtensionContainer   {{CellSetupResponse-Extensions}}    OPTIONAL,
    ...
}

```

```

CellSetupResponse-IEs NBAP-PROTOCOL-IES ::= {
  { ID      id-CriticalityDiagnostics      CRITICALITY      ignore      TYPE      CriticalityDiagnostics      PRESENCE optional},
  ...
}

CellSetupResponse-Extensions NBAP-PROTOCOL-EXTENSION ::= {
  ...
}

-- *****
--
-- CELL SETUP FAILURE
--
-- *****

CellSetupFailure ::= SEQUENCE {
  protocolIEs      ProtocolIE-Container      {{CellSetupFailure-IEs}},
  protocolExtensions      ProtocolExtensionContainer      {{CellSetupFailure-Extensions}}      OPTIONAL,
  ...
}

CellSetupFailure-IEs NBAP-PROTOCOL-IES ::= {
  { ID      id-Cause      CRITICALITY      ignore      TYPE      Cause      PRESENCE mandatory }|
  { ID      id-CriticalityDiagnostics      CRITICALITY      ignore      TYPE      CriticalityDiagnostics      PRESENCE optional },
  ...
}

CellSetupFailure-Extensions NBAP-PROTOCOL-EXTENSION ::= {
  ...
}

-- *****
--
-- CELL RECONFIGURATION REQUEST FDD
--
-- *****

CellReconfigurationRequestFDD ::= SEQUENCE {
  protocolIEs      ProtocolIE-Container      {{CellReconfigurationRequestFDD-IEs}},
  protocolExtensions      ProtocolExtensionContainer      {{CellReconfigurationRequestFDD-Extensions}}      OPTIONAL,
  ...
}

CellReconfigurationRequestFDD-IEs NBAP-PROTOCOL-IES ::= {
  { ID      id-C-ID      CRITICALITY reject      TYPE C-ID      PRESENCE
  mandatory }|
  { ID      id-ConfigurationGenerationID      CRITICALITY reject      TYPE ConfigurationGenerationID
  PRESENCE mandatory }|
  { ID      id-MaximumTransmissionPower      CRITICALITY reject      TYPE MaximumTransmissionPower
  PRESENCE optional }|
  { ID      id-Synchronisation-Configuration-Cell-ReconfRqst      CRITICALITY reject      TYPE Synchronisation-Configuration-Cell-ReconfRqst
  PRESENCE optional }|
}

```

```

{ ID id-PrimarySCH-Information-Cell-ReconfRqstFDD CRITICALITY reject TYPE PrimarySCH-Information-Cell-ReconfRqstFDD
  PRESENCE optional }|
{ ID id-SecondarySCH-Information-Cell-ReconfRqstFDD CRITICALITY reject TYPE SecondarySCH-Information-Cell-ReconfRqstFDD
  PRESENCE optional }|
{ ID id-PrimaryCPICH-Information-Cell-ReconfRqstFDD CRITICALITY reject TYPE PrimaryCPICH-Information-Cell-ReconfRqstFDD
  PRESENCE optional }|
{ ID id-SecondaryCPICH-InformationList-Cell-ReconfRqstFDD CRITICALITY reject TYPE SecondaryCPICH-InformationList-Cell-
ReconfRqstFDD PRESENCE optional }|
{ ID id-PrimaryCCPCH-Information-Cell-ReconfRqstFDD CRITICALITY reject TYPE PrimaryCCPCH-Information-Cell-ReconfRqstFDD
  PRESENCE optional },
...
}

CellReconfigurationRequestFDD-Extensions NBAP-PROTOCOL-EXTENSION ::= {
...
}

Synchronisation-Configuration-Cell-ReconfRqst ::= SEQUENCE {
  n-INSYNC-IND N-INSYNC-IND,
  n-OUTSYNC-IND N-OUTSYNC-IND,
  t-RLFFAILURE T-RLFFAILURE,
  iE-Extensions ProtocolExtensionContainer { { Synchronisation-Configuration-Cell-ReconfRqst-ExtIEs } } OPTIONAL,
...
}

Synchronisation-Configuration-Cell-ReconfRqst-ExtIEs NBAP-PROTOCOL-EXTENSION ::= {
...
}

PrimarySCH-Information-Cell-ReconfRqstFDD ::= SEQUENCE {
  commonPhysicalChannelID CommonPhysicalChannelID,
  primarySCH-Power DL-Power,
  iE-Extensions ProtocolExtensionContainer { { PrimarySCH-Information-Cell-ReconfRqstFDD-ExtIEs } } OPTIONAL,
...
}

PrimarySCH-Information-Cell-ReconfRqstFDD-ExtIEs NBAP-PROTOCOL-EXTENSION ::= {
...
}

SecondarySCH-Information-Cell-ReconfRqstFDD ::= SEQUENCE {
  commonPhysicalChannelID CommonPhysicalChannelID,
  secondarySCH-Power DL-Power,
  iE-Extensions ProtocolExtensionContainer { { SecondarySCH-Information-Cell-ReconfRqstFDD-ExtIEs } } OPTIONAL,
...
}

SecondarySCH-Information-Cell-ReconfRqstFDD-ExtIEs NBAP-PROTOCOL-EXTENSION ::= {
...
}

PrimaryCPICH-Information-Cell-ReconfRqstFDD ::= SEQUENCE {
  commonPhysicalChannelID CommonPhysicalChannelID,

```



```

    primaryCPICH-Power      PrimaryCPICH-Power,
    iE-Extensions          ProtocolExtensionContainer { { PrimaryCPICH-Information-Cell-ReconfRqstFDD-ExtIEs } }    OPTIONAL,
    ...
}

PrimaryCPICH-Information-Cell-ReconfRqstFDD-ExtIEs NBAP-PROTOCOL-EXTENSION ::= {
    ...
}

SecondaryCPICH-InformationList-Cell-ReconfRqstFDD ::= SEQUENCE (SIZE (1..maxSCPICHCell)) OF ProtocolIE-Single-Container{{ SecondaryCPICH-
InformationItemIE-Cell-ReconfRqstFDD }}

SecondaryCPICH-InformationItemIE-Cell-ReconfRqstFDD NBAP-PROTOCOL-IES ::= {
    { ID      id-SecondaryCPICH-InformationItem-Cell-ReconfRqstFDD      CRITICALITY    reject      TYPE      SecondaryCPICH-InformationItem-Cell-
ReconfRqstFDD      PRESENCE      mandatory}
}

SecondaryCPICH-InformationItem-Cell-ReconfRqstFDD ::= SEQUENCE {
    commonPhysicalChannelID      CommonPhysicalChannelID,
    secondaryCPICH-Power          DL-Power,
    iE-Extensions                ProtocolExtensionContainer { { SecondaryCPICH-InformationItem-Cell-ReconfRqstFDD-ExtIEs } }
    OPTIONAL,
    ...
}

SecondaryCPICH-InformationItem-Cell-ReconfRqstFDD-ExtIEs NBAP-PROTOCOL-EXTENSION ::= {
    ...
}

PrimaryCCPCH-Information-Cell-ReconfRqstFDD ::= SEQUENCE {
    bCH-information              BCH-information-Cell-ReconfRqstFDD,
    iE-Extensions                ProtocolExtensionContainer { { PrimaryCCPCH-Information-Cell-ReconfRqstFDD-ExtIEs } }    OPTIONAL,
    ...
}

PrimaryCCPCH-Information-Cell-ReconfRqstFDD-ExtIEs NBAP-PROTOCOL-EXTENSION ::= {
    ...
}

BCH-information-Cell-ReconfRqstFDD ::= SEQUENCE {
    commonTransportChannelID      CommonTransportChannelID,
    bCH-Power                      DL-Power,
    iE-Extensions                ProtocolExtensionContainer { { BCH-information-Cell-ReconfRqstFDD-ExtIEs } }    OPTIONAL,
    ...
}

BCH-information-Cell-ReconfRqstFDD-ExtIEs NBAP-PROTOCOL-EXTENSION ::= {
    ...
}

-- *****
--
-- CELL RECONFIGURATION REQUEST TDD

```

```

--
-- *****
CellReconfigurationRequestTDD ::= SEQUENCE {
    protocolIEs          ProtocolIE-Container    {{CellReconfigurationRequestTDD-IEs}},
    protocolExtensions   ProtocolExtensionContainer {{CellReconfigurationRequestTDD-Extensions}}  OPTIONAL,
    ...
}

CellReconfigurationRequestTDD-IEs NBAP-PROTOCOL-IES ::= {
    { ID id-C-ID          CRITICALITY reject TYPE C-ID          PRESENCE
    mandatory }|
    { ID id-ConfigurationGenerationID CRITICALITY reject TYPE ConfigurationGenerationID PRESENCE
    mandatory }|
    { ID id-Synchronisation-Configuration-Cell-ReconfRqst CRITICALITY reject TYPE Synchronisation-Configuration-Cell-ReconfRqst
    PRESENCE optional }|
    { ID id-TimingAdvanceApplied CRITICALITY reject TYPE TimingAdvanceApplied PRESENCE
    optional }|
    { ID id-SCH-Information-Cell-ReconfRqstTDD CRITICALITY reject TYPE SCH-Information-Cell-ReconfRqstTDD
    PRESENCE optional }|
    { ID id-PCCPCH-Information-Cell-ReconfRqstTDD CRITICALITY reject TYPE PCCPCH-Information-Cell-ReconfRqstTDD
    PRESENCE optional }|
    { ID id-MaximumTransmissionPower CRITICALITY reject TYPE MaximumTransmissionPower PRESENCE
    optional }|
    { ID id-DPCHConstant CRITICALITY reject TYPE ConstantValue PRESENCE
    optional }|
    { ID id-PUSCHConstant CRITICALITY reject TYPE ConstantValue PRESENCE
    optional }|
    { ID id-PRACHConstant CRITICALITY reject TYPE ConstantValue PRESENCE
    optional }|
    { ID id-TimeSlotConfigurationList-Cell-ReconfRqstTDD CRITICALITY reject TYPE TimeSlotConfigurationList-Cell-ReconfRqstTDD
    PRESENCE mandatory },
    ...
}

CellReconfigurationRequestTDD-Extensions NBAP-PROTOCOL-EXTENSION ::= {
    ...
}

SCH-Information-Cell-ReconfRqstTDD ::= SEQUENCE {
    commonPhysicalChannelID CommonPhysicalChannelID,
    sCH-Power                DL-Power,
    iE-Extensions            ProtocolExtensionContainer { { PSCH-Information-Cell-ReconfRqstTDD-ExtIEs} }  OPTIONAL,
    ...
}

PSCH-Information-Cell-ReconfRqstTDD-ExtIEs NBAP-PROTOCOL-EXTENSION ::= {
    ...
}

PCCPCH-Information-Cell-ReconfRqstTDD ::= SEQUENCE {
    commonPhysicalChannelID CommonPhysicalChannelID,
    pCCPCH-Power            DL-Power,

```

```

    iE-Extensions          ProtocolExtensionContainer { { PCCPCH-Information-Cell-ReconfRqstTDD-ExtIEs} }      OPTIONAL,
    ...
}

PCCPCH-Information-Cell-ReconfRqstTDD-ExtIEs NBAP-PROTOCOL-EXTENSION ::= {
    ...
}

TimeSlotConfigurationList-Cell-ReconfRqstTDD ::= SEQUENCE (SIZE (1..15)) OF TimeSlotConfigurationItem-Cell-ReconfRqstTDD

TimeSlotConfigurationItem-Cell-ReconfRqstTDD ::= SEQUENCE {
    timeSlot                TimeSlot,
    timeSlotStatus          TimeSlotStatus,
    timeSlotDirection       TimeSlotDirection,
    iE-Extensions          ProtocolExtensionContainer { { TimeSlotConfigurationItem-Cell-ReconfRqstTDD-ExtIEs} }      OPTIONAL,
    ...
}

TimeSlotConfigurationItem-Cell-ReconfRqstTDD-ExtIEs NBAP-PROTOCOL-EXTENSION ::= {
    ...
}

-- *****
--
-- CELL RECONFIGURATION RESPONSE
--
-- *****

CellReconfigurationResponse ::= SEQUENCE {
    protocolIEs             ProtocolIE-Container    {{CellReconfigurationResponse-IEs}},
    protocolExtensions      ProtocolExtensionContainer {{CellReconfigurationResponse-Extensions}}      OPTIONAL,
    ...
}

CellReconfigurationResponse-IEs NBAP-PROTOCOL-IES ::= {
    { ID    id-CriticalityDiagnostics    CRITICALITY    ignore            TYPE    CriticalityDiagnostics    PRESENCE optional},
    ...
}

CellReconfigurationResponse-Extensions NBAP-PROTOCOL-EXTENSION ::= {
    ...
}

-- *****
--
-- CELL RECONFIGURATION FAILURE
--
-- *****

CellReconfigurationFailure ::= SEQUENCE {
    protocolIEs             ProtocolIE-Container    {{CellReconfigurationFailure-IEs}},
    protocolExtensions      ProtocolExtensionContainer {{CellReconfigurationFailure-Extensions}}      OPTIONAL,
    ...
}

```

```

}

CellReconfigurationFailure-IEs NBAP-PROTOCOL-IES ::= {
  { ID      id-Cause          CRITICALITY  ignore      TYPE      Cause          PRESENCE mandatory }|
  { ID      id-CriticalityDiagnostics  CRITICALITY  ignore      TYPE      CriticalityDiagnostics  PRESENCE optional },
  ...
}

CellReconfigurationFailure-Extensions NBAP-PROTOCOL-EXTENSION ::= {
  ...
}

-- *****
--
-- CELL DELETION REQUEST
--
-- *****

CellDeletionRequest ::= SEQUENCE {
  protocolIEs          ProtocolIE-Container  {{CellDeletionRequest-IEs}},
  protocolExtensions  ProtocolExtensionContainer  {{CellDeletionRequest-Extensions}}  OPTIONAL,
  ...
}

CellDeletionRequest-IEs NBAP-PROTOCOL-IES ::= {
  { ID      id-C-ID          CRITICALITY  reject      TYPE      C-ID          PRESENCE  mandatory},
  ...
}

CellDeletionRequest-Extensions NBAP-PROTOCOL-EXTENSION ::= {
  ...
}

-- *****
--
-- CELL DELETION RESPONSE
--
-- *****

CellDeletionResponse ::= SEQUENCE {
  protocolIEs          ProtocolIE-Container  {{CellDeletionResponse-IEs}},
  protocolExtensions  ProtocolExtensionContainer  {{CellDeletionResponse-Extensions}}  OPTIONAL,
  ...
}

CellDeletionResponse-IEs NBAP-PROTOCOL-IES ::= {
  { ID      id-CriticalityDiagnostics  CRITICALITY  ignore      TYPE      CriticalityDiagnostics  PRESENCE optional},
  ...
}

CellDeletionResponse-Extensions NBAP-PROTOCOL-EXTENSION ::= {
  ...
}

```

```

-- *****
--
-- RESOURCE STATUS INDICATION
--
-- *****

ResourceStatusIndication ::= SEQUENCE {
    protocolIEs          ProtocolIE-Container    {{ResourceStatusIndication-IEs}},
    protocolExtensions   ProtocolExtensionContainer {{ResourceStatusIndication-Extensions}} OPTIONAL,
    ...
}

ResourceStatusIndication-IEs NBAP-PROTOCOL-IES ::= {
    { ID      id-IndicationType-ResourceStatusInd      CRITICALITY   ignore          TYPE      IndicationType-ResourceStatusInd      PRESENCE
      mandatory  }|
    -- This IE represents both the Indication Type IE and the choice based on the indication type as described in the tabular message format in
    subclause 9.1.
    { ID      id-Cause                                CRITICALITY   ignore          TYPE      Cause                                PRESENCE optional },
    ...
}

ResourceStatusIndication-Extensions NBAP-PROTOCOL-EXTENSION ::= {
    ...
}

IndicationType-ResourceStatusInd ::= CHOICE {
    no-Failure          No-Failure-ResourceStatusInd,
    serviceImpacting    ServiceImpacting-ResourceStatusInd,
    ...
}

No-Failure-ResourceStatusInd ::= SEQUENCE {
    local-Cell-InformationList      Local-Cell-InformationList-ResourceStatusInd,
    local-Cell-Group-InformationList Local-Cell-Group-InformationList-ResourceStatusInd OPTIONAL,
    iE-Extensions                   ProtocolExtensionContainer { { No-FailureItem-ResourceStatusInd-ExtIEs } } OPTIONAL,
    ...
}

No-FailureItem-ResourceStatusInd-ExtIEs NBAP-PROTOCOL-EXTENSION ::= {
    ...
}

Local-Cell-InformationList-ResourceStatusInd ::= SEQUENCE(SIZE (1..maxLocalCellinNodeB)) OF ProtocolIE-Single-Container {{ Local-Cell-InformationItemIE-ResourceStatusInd }}

Local-Cell-InformationItemIE-ResourceStatusInd NBAP-PROTOCOL-IES ::= {
    { ID id-Local-Cell-InformationItem-ResourceStatusInd CRITICALITY ignore TYPE Local-Cell-InformationItem-ResourceStatusInd PRESENCE
      mandatory }
}

Local-Cell-InformationItem-ResourceStatusInd ::= SEQUENCE {
    local-CellID          Local-Cell-ID,

```

```

addorDeleteIndicator          AddorDeleteIndicator,
dl-or-global-capacityCredit    DL-or-Global-CapacityCredit    OPTIONAL,
-- This IE is present only if "AddorDeleteIndicator" equals add
ul-capacityCredit              UL-CapacityCredit          OPTIONAL,
commonChannelsCapacityConsumptionLaw CommonChannelsCapacityConsumptionLaw OPTIONAL,
-- This IE is present only if "AddorDeleteIndicator" equals add
dedicatedChannelsCapacityConsumptionLaw DedicatedChannelsCapacityConsumptionLaw OPTIONAL,
-- This IE is present only if "AddorDeleteIndicator" equals add
maximumDL-PowerCapability      MaximumDL-PowerCapability      OPTIONAL,
-- This IE is present only if "AddorDeleteIndicator" equals add
minSpreadingFactor             MinSpreadingFactor             OPTIONAL,
-- This IE is present only if "AddorDeleteIndicator" equals add
minimumDL-PowerCapability      MinimumDL-PowerCapability      OPTIONAL,
-- This IE is present only if "AddorDeleteIndicator" equals add
local-Cell-Group-ID           Local-Cell-ID                 OPTIONAL,
iE-Extensions                  ProtocolExtensionContainer { { Local-Cell-InformationItem-ResourceStatusInd-ExtIEs } } OPTIONAL,
...
}

Local-Cell-InformationItem-ResourceStatusInd-ExtIEs NBAP-PROTOCOL-EXTENSION ::= {
...
}

Local-Cell-Group-InformationList-ResourceStatusInd ::= SEQUENCE(SIZE (1..maxLocalCellinNodeB)) OF ProtocolIE-Single-Container {{ Local-Cell-Group-InformationItemIE-ResourceStatusInd }}

Local-Cell-Group-InformationItemIE-ResourceStatusInd NBAP-PROTOCOL-IES ::= {
{ ID id-Local-Cell-Group-InformationItem-ResourceStatusInd CRITICALITY ignore TYPE Local-Cell-Group-InformationItem-ResourceStatusInd PRESENCE mandatory }
}

Local-Cell-Group-InformationItem-ResourceStatusInd ::= SEQUENCE {
local-Cell-Group-ID           Local-Cell-ID,
dl-or-global-capacityCredit    DL-or-Global-CapacityCredit,
ul-capacityCredit              UL-CapacityCredit          OPTIONAL,
commonChannelsCapacityConsumptionLaw CommonChannelsCapacityConsumptionLaw,
dedicatedChannelsCapacityConsumptionLaw DedicatedChannelsCapacityConsumptionLaw,
iE-Extensions                  ProtocolExtensionContainer { { Local-Cell-Group-InformationItem-ResourceStatusInd-ExtIEs } } OPTIONAL,
...
}

Local-Cell-Group-InformationItem-ResourceStatusInd-ExtIEs NBAP-PROTOCOL-EXTENSION ::= {
...
}

ServiceImpacting-ResourceStatusInd ::= SEQUENCE {
local-Cell-InformationList      Local-Cell-InformationList2-ResourceStatusInd OPTIONAL,
local-Cell-Group-InformationList Local-Cell-Group-InformationList2-ResourceStatusInd OPTIONAL,
ccp-InformationList            CCP-InformationList-ResourceStatusInd OPTIONAL,
cell-InformationList           Cell-InformationList-ResourceStatusInd OPTIONAL,
iE-Extensions                  ProtocolExtensionContainer { { ServiceImpactingItem-ResourceStatusInd-ExtIEs } } OPTIONAL,
...
}

```

```

ServiceImpactingItem-ResourceStatusInd-ExtIEs NBAP-PROTOCOL-EXTENSION ::= {
  ...
}

Local-Cell-InformationList2-ResourceStatusInd ::= SEQUENCE(SIZE (1..maxLocalCellinNodeB)) OF ProtocolIE-Single-Container {{ Local-Cell-
InformationItemIE2-ResourceStatusInd }}

Local-Cell-InformationItemIE2-ResourceStatusInd NBAP-PROTOCOL-IES ::= {
  { ID id-Local-Cell-InformationItem2-ResourceStatusInd CRITICALITY ignore TYPE Local-Cell-InformationItem2-ResourceStatusInd PRESENCE
mandatory }
}

Local-Cell-InformationItem2-ResourceStatusInd ::= SEQUENCE {
  local-Cell-ID Local-Cell-ID,
  dl-or-global-capacityCredit DL-or-Global-CapacityCredit OPTIONAL,
  ul-capacityCredit UL-CapacityCredit OPTIONAL,
  commonChannelsCapacityConsumptionLaw CommonChannelsCapacityConsumptionLaw OPTIONAL,
  dedicatedChannelsCapacityConsumptionLaw DedicatedChannelsCapacityConsumptionLaw OPTIONAL,
  maximum-DL-PowerCapability MaximumDL-PowerCapability OPTIONAL,
  minSpreadingFactor MinSpreadingFactor OPTIONAL,
  minimumDL-PowerCapability MinimumDL-PowerCapability OPTIONAL,
  iE-Extensions ProtocolExtensionContainer { { Local-Cell-InformationItem2-ResourceStatusInd-ExtIEs } } OPTIONAL,
  ...
}

Local-Cell-InformationItem2-ResourceStatusInd-ExtIEs NBAP-PROTOCOL-EXTENSION ::= {
  ...
}

Local-Cell-Group-InformationList2-ResourceStatusInd ::= SEQUENCE(SIZE (1..maxLocalCellinNodeB)) OF ProtocolIE-Single-Container {{ Local-Cell-Group-
InformationItemIE2-ResourceStatusInd }}

Local-Cell-Group-InformationItemIE2-ResourceStatusInd NBAP-PROTOCOL-IES ::= {
  { ID id-Local-Cell-Group-InformationItem2-ResourceStatusInd CRITICALITY ignore TYPE Local-Cell-Group-InformationItem2-ResourceStatusInd
PRESENCE mandatory }
}

Local-Cell-Group-InformationItem2-ResourceStatusInd ::= SEQUENCE {
  local-Cell-Group-ID Local-Cell-ID,
  dl-or-global-capacityCredit DL-or-Global-CapacityCredit OPTIONAL,
  ul-capacityCredit UL-CapacityCredit OPTIONAL,
  commonChannelsCapacityConsumptionLaw CommonChannelsCapacityConsumptionLaw OPTIONAL,
  dedicatedChannelsCapacityConsumptionLaw DedicatedChannelsCapacityConsumptionLaw OPTIONAL,
  iE-Extensions ProtocolExtensionContainer { { Local-Cell-Group-InformationItem2-ResourceStatusInd-ExtIEs } } OPTIONAL,
  ...
}

Local-Cell-Group-InformationItem2-ResourceStatusInd-ExtIEs NBAP-PROTOCOL-EXTENSION ::= {
  ...
}

```

```

CCP-InformationList-ResourceStatusInd ::= SEQUENCE (SIZE (1..maxCCPinNodeB)) OF ProtocolIE-Single-Container {{ CCP-InformationItemIE-ResourceStatusInd }}

CCP-InformationItemIE-ResourceStatusInd NBAP-PROTOCOL-IES ::= {
  { ID id-CCP-InformationItem-ResourceStatusInd CRITICALITY ignore TYPE CCP-InformationItem-ResourceStatusInd PRESENCE mandatory }
}

CCP-InformationItem-ResourceStatusInd ::= SEQUENCE {
  communicationControlPortID          CommunicationControlPortID,
  resourceOperationalState            ResourceOperationalState,
  availabilityStatus                  AvailabilityStatus,
  iE-Extensions                       ProtocolExtensionContainer { { CCP-InformationItem-ResourceStatusInd-ExtIEs } } OPTIONAL,
  ...
}

CCP-InformationItem-ResourceStatusInd-ExtIEs NBAP-PROTOCOL-EXTENSION ::= {
  ...
}

Cell-InformationList-ResourceStatusInd ::= SEQUENCE (SIZE (1..maxCellinNodeB)) OF ProtocolIE-Single-Container {{ Cell-InformationItemIE-ResourceStatusInd }}

Cell-InformationItemIE-ResourceStatusInd NBAP-PROTOCOL-IES ::= {
  { ID id-Cell-InformationItem-ResourceStatusInd CRITICALITY ignore TYPE Cell-InformationItem-ResourceStatusInd PRESENCE mandatory }
}

Cell-InformationItem-ResourceStatusInd ::= SEQUENCE {
  c-ID                                C-ID,
  resourceOperationalState            ResourceOperationalState OPTIONAL,
  availabilityStatus                  AvailabilityStatus OPTIONAL,
  primary-SCH-Information             P-SCH-Information-ResourceStatusInd OPTIONAL,
  secondary-SCH-Information           S-SCH-Information-ResourceStatusInd OPTIONAL,
  primary-CPICH-Information           P-CPICH-Information-ResourceStatusInd OPTIONAL,
  secondary-CPICH-Information         S-CPICH-InformationList-ResourceStatusInd OPTIONAL,
  primary-CCPCH-Information           P-CCPCH-Information-ResourceStatusInd OPTIONAL,
  bCH-Information                     BCH-Information-ResourceStatusInd OPTIONAL,
  secondary-CCPCH-InformationList     S-CCPCH-InformationList-ResourceStatusInd OPTIONAL,
  pCH-Information                     PCH-Information-ResourceStatusInd OPTIONAL,
  pICH-Information                    PICH-Information-ResourceStatusInd OPTIONAL,
  fACH-InformationList                FACH-InformationList-ResourceStatusInd OPTIONAL,
  pRACH-InformationList               PRACH-InformationList-ResourceStatusInd OPTIONAL,
  rACH-InformationList                RACH-InformationList-ResourceStatusInd OPTIONAL,
  aICH-InformationList                AICH-InformationList-ResourceStatusInd OPTIONAL,
  pCPCH-InformationList               PCPCH-InformationList-ResourceStatusInd OPTIONAL,
  cPCH-InformationList                CPCH-InformationList-ResourceStatusInd OPTIONAL,
  aP-AICH-InformationList             AP-AICH-InformationList-ResourceStatusInd OPTIONAL,
  cDCA-ICH-InformationList            CDCA-ICH-InformationList-ResourceStatusInd OPTIONAL,
  SCH-Information                     SCH-Information-ResourceStatusInd OPTIONAL,
  iE-Extensions                       ProtocolExtensionContainer { { Cell-InformationItem-ResourceStatusInd-ExtIEs } } OPTIONAL,
  ...
}

Cell-InformationItem-ResourceStatusInd-ExtIEs NBAP-PROTOCOL-EXTENSION ::= {

```



```

}
...
}
P-SCH-Information-ResourceStatusInd ::= ProtocolIE-Single-Container {{ P-SCH-InformationIE-ResourceStatusInd }}

P-SCH-InformationIE-ResourceStatusInd NBAP-PROTOCOL-IES ::= {
  { ID id-P-SCH-Information  CRITICALITY ignore  TYPE Common-PhysicalChannel-Status-Information  PRESENCE mandatory }
}

S-SCH-Information-ResourceStatusInd ::= ProtocolIE-Single-Container {{ S-SCH-InformationIE-ResourceStatusInd }}

S-SCH-InformationIE-ResourceStatusInd NBAP-PROTOCOL-IES ::= {
  { ID id-S-SCH-Information  CRITICALITY ignore  TYPE Common-PhysicalChannel-Status-Information  PRESENCE mandatory }
}

P-CPICH-Information-ResourceStatusInd ::= ProtocolIE-Single-Container {{ P-CPICH-InformationIE-ResourceStatusInd }}

P-CPICH-InformationIE-ResourceStatusInd NBAP-PROTOCOL-IES ::= {
  { ID id-P-CPICH-Information  CRITICALITY ignore  TYPE Common-PhysicalChannel-Status-Information  PRESENCE mandatory }
}

S-CPICH-InformationList-ResourceStatusInd ::= SEQUENCE (SIZE (1..maxSCPICHCell)) OF ProtocolIE-Single-Container {{ S-CPICH-InformationItemIE-ResourceStatusInd }}

S-CPICH-InformationItemIE-ResourceStatusInd NBAP-PROTOCOL-IES ::= {
  { ID id-S-CPICH-Information  CRITICALITY ignore  TYPE Common-PhysicalChannel-Status-Information  PRESENCE mandatory }
}

P-CCPCH-Information-ResourceStatusInd ::= ProtocolIE-Single-Container {{ P-CCPCH-InformationIE-ResourceStatusInd }}

P-CCPCH-InformationIE-ResourceStatusInd NBAP-PROTOCOL-IES ::= {
  { ID id-P-CCPCH-Information  CRITICALITY ignore  TYPE Common-PhysicalChannel-Status-Information  PRESENCE mandatory }
}

BCH-Information-ResourceStatusInd ::= ProtocolIE-Single-Container {{ BCH-InformationIE-ResourceStatusInd }}

BCH-InformationIE-ResourceStatusInd NBAP-PROTOCOL-IES ::= {
  { ID id-BCH-Information  CRITICALITY ignore  TYPE Common-TransportChannel-Status-Information  PRESENCE mandatory }
}

S-CCPCH-InformationList-ResourceStatusInd ::= SEQUENCE (SIZE (1..maxSCCPCHCell)) OF ProtocolIE-Single-Container {{ S-CCPCH-InformationItemIE-ResourceStatusInd }}

S-CCPCH-InformationItemIE-ResourceStatusInd NBAP-PROTOCOL-IES ::= {
  { ID id-S-CCPCH-Information  CRITICALITY ignore  TYPE Common-PhysicalChannel-Status-Information  PRESENCE mandatory }
}

PCH-Information-ResourceStatusInd ::= ProtocolIE-Single-Container {{ PCH-InformationIE-ResourceStatusInd }}

PCH-InformationIE-ResourceStatusInd NBAP-PROTOCOL-IES ::= {
  { ID id-PCH-Information  CRITICALITY ignore  TYPE Common-TransportChannel-Status-Information  PRESENCE mandatory }
}

```

```

PICH-Information-ResourceStatusInd ::= ProtocolIE-Single-Container {{ PICH-InformationIE-ResourceStatusInd }}

PICH-InformationIE-ResourceStatusInd NBAP-PROTOCOL-IES ::= {
  { ID id-PICH-Information  CRITICALITY ignore  TYPE Common-PhysicalChannel-Status-Information  PRESENCE mandatory }
}

FACH-InformationList-ResourceStatusInd ::= SEQUENCE (SIZE (1..maxFACHCell)) OF ProtocolIE-Single-Container {{ FACH-InformationItemIE-ResourceStatusInd }}

FACH-InformationItemIE-ResourceStatusInd NBAP-PROTOCOL-IES ::= {
  { ID id-FACH-Information  CRITICALITY ignore  TYPE Common-TransportChannel-Status-Information  PRESENCE mandatory }
}

PRACH-InformationList-ResourceStatusInd ::= SEQUENCE (SIZE (1..maxPRACHCell)) OF ProtocolIE-Single-Container {{ PRACH-InformationItemIE-ResourceStatusInd }}

PRACH-InformationItemIE-ResourceStatusInd NBAP-PROTOCOL-IES ::= {
  { ID id-PRACH-Information  CRITICALITY ignore  TYPE Common-PhysicalChannel-Status-Information  PRESENCE mandatory }
}

RACH-InformationList-ResourceStatusInd ::= SEQUENCE (SIZE (1..maxPRACHCell)) OF ProtocolIE-Single-Container {{ RACH-InformationItemIE-ResourceStatusInd }}

RACH-InformationItemIE-ResourceStatusInd NBAP-PROTOCOL-IES ::= {
  { ID id-RACH-Information  CRITICALITY ignore  TYPE Common-TransportChannel-Status-Information  PRESENCE mandatory }
}

AICH-InformationList-ResourceStatusInd ::= SEQUENCE (SIZE (1..maxPRACHCell)) OF ProtocolIE-Single-Container {{ AICH-InformationItemIE-ResourceStatusInd }}

AICH-InformationItemIE-ResourceStatusInd NBAP-PROTOCOL-IES ::= {
  { ID id-AICH-Information  CRITICALITY ignore  TYPE Common-PhysicalChannel-Status-Information  PRESENCE mandatory }
}

PCPCH-InformationList-ResourceStatusInd ::= SEQUENCE (SIZE (1..maxPCPCHCell)) OF ProtocolIE-Single-Container {{ PCPCH-InformationItemIE-ResourceStatusInd }}

PCPCH-InformationItemIE-ResourceStatusInd NBAP-PROTOCOL-IES ::= {
  { ID id-PCPCH-Information  CRITICALITY ignore  TYPE Common-PhysicalChannel-Status-Information  PRESENCE optional }
}

CPCH-InformationList-ResourceStatusInd ::= SEQUENCE (SIZE (1..maxCPCHCell)) OF ProtocolIE-Single-Container {{ CPCH-InformationItemIE-ResourceStatusInd }}

CPCH-InformationItemIE-ResourceStatusInd NBAP-PROTOCOL-IES ::= {
  { ID id-CPCH-Information  CRITICALITY ignore  TYPE Common-TransportChannel-Status-Information  PRESENCE optional }
}

AP-AICH-InformationList-ResourceStatusInd ::= SEQUENCE (SIZE (1..maxCPCHCell)) OF ProtocolIE-Single-Container {{ AP-AICH-InformationItemIE-ResourceStatusInd }}

AP-AICH-InformationItemIE-ResourceStatusInd NBAP-PROTOCOL-IES ::= {
  { ID id-AP-AICH-Information  CRITICALITY ignore TYPE Common-PhysicalChannel-Status-Information  PRESENCE optional }
}

```

```

}

CDCA-ICH-InformationList-ResourceStatusInd ::= SEQUENCE (SIZE (1..maxCPCHCell)) OF ProtocolIE-Single-Container {{ CDCA-ICH-InformationItemIE-ResourceStatusInd }}

CDCA-ICH-InformationItemIE-ResourceStatusInd NBAP-PROTOCOL-IES ::= {
  { ID id-CDCA-ICH-Information CRITICALITY ignore TYPE Common-PhysicalChannel-Status-Information PRESENCE optional }
}

SCH-Information-ResourceStatusInd ::= ProtocolIE-Single-Container {{ SCH-InformationIE-ResourceStatusInd }}

SCH-InformationIE-ResourceStatusInd NBAP-PROTOCOL-IES ::= {
  { ID id-SCH-Information CRITICALITY ignore TYPE Common-PhysicalChannel-Status-Information PRESENCE mandatory }
}

-- *****
--
-- SYSTEM INFORMATION UPDATE REQUEST
--
-- *****

SystemInformationUpdateRequest ::= SEQUENCE {
  protocolIEs ProtocolIE-Container {{SystemInformationUpdateRequest-IEs}},
  protocolExtensions ProtocolExtensionContainer {{SystemInformationUpdateRequest-Extensions}} OPTIONAL,
  ...
}

SystemInformationUpdateRequest-IEs NBAP-PROTOCOL-IES ::= {
  { ID id-C-ID CRITICALITY reject TYPE C-ID PRESENCE mandatory }
  { ID id-BCCH-ModificationTime CRITICALITY reject TYPE BCCH-ModificationTime PRESENCE optional }
  { ID id-MIB-SB-SIB-InformationList-SystemInfoUpdateRqst CRITICALITY reject TYPE MIB-SB-SIB-InformationList-SystemInfoUpdateRqst PRESENCE mandatory },
  ...
}

SystemInformationUpdateRequest-Extensions NBAP-PROTOCOL-EXTENSION ::= {
  ...
}

MIB-SB-SIB-InformationList-SystemInfoUpdateRqst ::= SEQUENCE (SIZE (1..maxIB)) OF MIB-SB-SIB-InformationItem-SystemInfoUpdateRqst

MIB-SB-SIB-InformationItem-SystemInfoUpdateRqst ::= SEQUENCE {
  iB-Type IB-Type,
  iB-OC-ID IB-OC-ID,
  deletionIndicator DeletionIndicator-SystemInfoUpdate,
  iE-Extensions ProtocolExtensionContainer { { MIB-SB-SIB-InformationItem-SystemInfoUpdateRqst-ExtIEs} } OPTIONAL,
  ...
}

MIB-SB-SIB-InformationItem-SystemInfoUpdateRqst-ExtIEs NBAP-PROTOCOL-EXTENSION ::= {
  ...
}

```

```

}

DeletionIndicator-SystemInfoUpdate ::= CHOICE {
    no-Deletion          No-Deletion-SystemInfoUpdate,
    yes-Deletion         NULL
}

No-Deletion-SystemInfoUpdate ::= SEQUENCE {
    sIB-Originator          SIB-Originator          OPTIONAL,
    -- This IE shall be present if the IB-Type is equal to "SIB"
    iB-SG-REP              IB-SG-REP              OPTIONAL,
    segmentInformationList SegmentInformationList-SystemInfoUpdate,
    iE-Extensions          ProtocolExtensionContainer { { No-DeletionItem-SystemInfoUpdate-ExtIEs } } OPTIONAL,
    ...
}

No-DeletionItem-SystemInfoUpdate-ExtIEs NBAP-PROTOCOL-EXTENSION ::= {
    ...
}

SegmentInformationList-SystemInfoUpdate ::= ProtocolIE-Single-Container {{ SegmentInformationListIEs-SystemInfoUpdate }}

SegmentInformationListIEs-SystemInfoUpdate NBAP-PROTOCOL-IES ::= {
    { ID id-SegmentInformationListIE-SystemInfoUpdate CRITICALITY reject TYPE SegmentInformationListIE-SystemInfoUpdate PRESENCE mandatory }
}

SegmentInformationListIE-SystemInfoUpdate ::= SEQUENCE (SIZE (1..maxIBSEG)) OF SegmentInformationItem-SystemInfoUpdate

SegmentInformationItem-SystemInfoUpdate ::= SEQUENCE {
    iB-SG-POS              IB-SG-POS              OPTIONAL,
    segment-Type          Segment-Type          OPTIONAL,
    -- This IE shall be present if the SIB Originator IE is set to "CRNC" or the IB-Type is "MIB", "SB1" or "SB2"
    iB-SG-DATA            IB-SG-DATA            OPTIONAL,
    -- This IE shall be present if the SIB Originator IE is set to "CRNC" or the IB-Type is "MIB", "SB1" or "SB2"
    iE-Extensions          ProtocolExtensionContainer { { SegmentInformationItem-SystemInfoUpdate-ExtIEs } } OPTIONAL,
    ...
}

SegmentInformationItem-SystemInfoUpdate-ExtIEs NBAP-PROTOCOL-EXTENSION ::= {
    ...
}

-- *****
--
-- SYSTEM INFORMATION UPDATE RESPONSE
--
-- *****

SystemInformationUpdateResponse ::= SEQUENCE {
    protocolIEs          ProtocolIE-Container {{SystemInformationUpdateResponse-IEs}},
    protocolExtensions    ProtocolExtensionContainer {{SystemInformationUpdateResponse-Extensions}} OPTIONAL,
    ...
}

```

```

}

SystemInformationUpdateResponse-IEs NBAP-PROTOCOL-IES ::= {
  { ID      id-CriticalityDiagnostics      CRITICALITY      ignore      TYPE      CriticalityDiagnostics      PRESENCE optional},
  ...
}

SystemInformationUpdateResponse-Extensions NBAP-PROTOCOL-EXTENSION ::= {
  ...
}

-- *****
--
-- SYSTEM INFORMATION UPDATE FAILURE
--
-- *****

SystemInformationUpdateFailure ::= SEQUENCE {
  protocolIEs      ProtocolIE-Container      {{SystemInformationUpdateFailure-IEs}},
  protocolExtensions      ProtocolExtensionContainer      {{SystemInformationUpdateFailure-Extensions}}      OPTIONAL,
  ...
}

SystemInformationUpdateFailure-IEs NBAP-PROTOCOL-IES ::= {
  { ID      id-Cause      CRITICALITY      ignore      TYPE      Cause      PRESENCE mandatory }|
  { ID      id-CriticalityDiagnostics      CRITICALITY      ignore      TYPE      CriticalityDiagnostics      PRESENCE optional },
  ...
}

SystemInformationUpdateFailure-Extensions NBAP-PROTOCOL-EXTENSION ::= {
  ...
}

-- *****
--
-- RADIO LINK SETUP REQUEST FDD
--
-- *****

RadioLinkSetupRequestFDD ::= SEQUENCE {
  protocolIEs      ProtocolIE-Container      {{RadioLinkSetupRequestFDD-IEs}},
  protocolExtensions      ProtocolExtensionContainer      {{RadioLinkSetupRequestFDD-Extensions}}      OPTIONAL,
  ...
}

RadioLinkSetupRequestFDD-IEs NBAP-PROTOCOL-IES ::= {
  { ID      id-CRNC-CommunicationContextID      CRITICALITY reject      TYPE      CRNC-CommunicationContextID      PRESENCE
  mandatory }|
  { ID      id-UL-DPCH-Information-RL-SetupRqstFDD      CRITICALITY reject      TYPE      UL-DPCH-Information-RL-SetupRqstFDD      PRESENCE
  mandatory }|
  { ID      id-DL-DPCH-Information-RL-SetupRqstFDD      CRITICALITY reject      TYPE      DL-DPCH-Information-RL-SetupRqstFDD      PRESENCE
  mandatory }|
  { ID      id-DCH-FDD-Information      CRITICALITY reject      TYPE      DCH-FDD-Information      PRESENCE mandatory }|

```

```

{ ID id-DSCH-FDD-Information          CRITICALITY reject          TYPE          DSCH-FDD-Information          PRESENCE optional }|
{ ID id-TFCI2-Bearer-Information-RL-SetupRqstFDD          CRITICALITY ignore          TYPE          TFCI2-Bearer-Information-RL-SetupRqstFDD          PRESENCE optional }|
{ ID id-RL-InformationList-RL-SetupRqstFDD          CRITICALITY notify          TYPE          RL-InformationList-RL-SetupRqstFDD          PRESENCE mandatory }|
{ ID id-Transmission-Gap-Pattern-Sequence-Information          CRITICALITY reject          TYPE          Transmission-Gap-Pattern-Sequence-Information          PRESENCE conditional } ||
-- This IE shall be present when the Active Pattern Sequence Information IE is present, otherwise this IE is optional.
{ ID id-Active-Pattern-Sequence-Information          CRITICALITY reject          TYPE          Active-Pattern-Sequence-Information          PRESENCE optional },
...
}

RadioLinkSetupRequestFDD-Extensions NBAP-PROTOCOL-EXTENSION ::= {
...
}

UL-DPCH-Information-RL-SetupRqstFDD ::= SEQUENCE {
ul-ScramblingCode          UL-ScramblingCode,
minUL-ChannelisationCodeLength          MinUL-ChannelisationCodeLength,
maxNrOfUL-DPDCHs          MaxNrOfUL-DPDCHs          OPTIONAL,
-- This IE is present only if "Min UL Channelisation Code length" equals to 4 --
ul-PunctureLimit          PunctureLimit,
tFCS          TFCS,
ul-DPCCH-SlotFormat          UL-DPCCH-SlotFormat,
ul-SIR-Target          UL-SIR,
diversityMode          DiversityMode,
sSDT-CellID-Length          SSdT-CellID-Length          OPTIONAL,
s-FieldLength          S-FieldLength          OPTIONAL,
iE-Extensions          ProtocolExtensionContainer { { UL-DPCH-Information-RL-SetupRqstFDD-ExtIEs} } OPTIONAL,
...
}

UL-DPCH-Information-RL-SetupRqstFDD-ExtIEs NBAP-PROTOCOL-EXTENSION ::= {
...
}

DL-DPCH-Information-RL-SetupRqstFDD ::= SEQUENCE {
tFCS          TFCS,
dl-DPCH-SlotFormat          DL-DPCH-SlotFormat,
tFCI-SignallingMode          TFCI-SignallingMode,
tFCI-Presence          TFCI-Presence          OPTIONAL,
-- this IE is only present if the DL DPCH slot format is equal to any of the value 12 to 16 --
multiplexingPosition          MultiplexingPosition,
pDSCH-RL-ID          RL-ID          OPTIONAL,
-- This IE is present only if the DSCH Information group is present --
pDSCH-CodeMapping          PDSCH-CodeMapping          OPTIONAL,
-- This IE is present only if the DSCH Information group is present --
powerOffsetInformation          PowerOffsetInformation-RL-SetupRqstFDD,
fdd-TPC-DownlinkStepSize          FDD-TPC-DownlinkStepSize,
limitedPowerIncrease          LimitedPowerIncrease,
innerLoopDLPCStatus          InnerLoopDLPCStatus,
iE-Extensions          ProtocolExtensionContainer { { DL-DPCH-Information-RL-SetupRqstFDD-ExtIEs} } OPTIONAL,

```

```

}
...
DL-DPCH-Information-RL-SetupRqstFDD-ExtIEs NBAP-PROTOCOL-EXTENSION ::= {
...
}

PowerOffsetInformation-RL-SetupRqstFDD ::= SEQUENCE {
  p01-ForTFCl-Bits          PowerOffset,
  p02-ForTPC-Bits          PowerOffset,
  p03-ForPilotBits         PowerOffset,
  iE-Extensions            ProtocolExtensionContainer { { PowerOffsetInformation-RL-SetupRqstFDD-ExtIEs } } OPTIONAL,
...
}

PowerOffsetInformation-RL-SetupRqstFDD-ExtIEs NBAP-PROTOCOL-EXTENSION ::= {
...
}

TFCl2-Bearer-Information-RL-SetupRqstFDD ::= SEQUENCE {
  toAWS                    ToAWS,
  toAWE                    ToAWE,
  iE-Extensions            ProtocolExtensionContainer { { TFCl2-Bearer-Information-RL-SetupRqstFDD-ExtIEs } } OPTIONAL,
...
}

TFCl2-Bearer-Information-RL-SetupRqstFDD-ExtIEs NBAP-PROTOCOL-EXTENSION ::= {
...
}

RL-InformationList-RL-SetupRqstFDD ::= SEQUENCE (SIZE (1..maxNrOfRLs)) OF
  ProtocolIE-Single-Container{{ RL-InformationItemIE-RL-SetupRqstFDD }}

RL-InformationItemIE-RL-SetupRqstFDD NBAP-PROTOCOL-IES ::= {
  { ID      id-RL-InformationItem-RL-SetupRqstFDD      CRITICALITY   notify          TYPE RL-InformationItem-RL-SetupRqstFDD   PRESENCE
    mandatory}
}

RL-InformationItem-RL-SetupRqstFDD ::= SEQUENCE {
  rL-ID                    RL-ID,
  c-ID                     C-ID,
  firstRLS-indicator       FirstRLS-Indicator,
  frameOffset              FrameOffset,
  chipOffset               ChipOffset,
  propagationDelay         PropagationDelay          OPTIONAL,
  diversityControlField    DiversityControlField    OPTIONAL,
  -- This IE is present only if the RL is not the first one in the RL Information
  dl-CodeInformation       FDD-DL-CodeInformation,
  initialDL-transmissionPower DL-Power,
  maximumDL-power         DL-Power,
  minimumDL-power         DL-Power,
  sSDT-Cell-Identity       SSdT-Cell-Identity      OPTIONAL,
  transmitDiversityIndicator TransmitDiversityIndicator  OPTIONAL,
}

```

```

-- This IE is present unless Diversity Mode IE in UL DPCH Information group is "none"
iE-Extensions          ProtocolExtensionContainer { { RL-InformationItem-RL-SetupRqstFDD-ExtIEs} }  OPTIONAL,
...
}

RL-InformationItem-RL-SetupRqstFDD-ExtIEs NBAP-PROTOCOL-EXTENSION ::= {
...
}

-- *****
--
-- RADIO LINK SETUP REQUEST TDD
--
-- *****

RadioLinkSetupRequestTDD ::= SEQUENCE {
  protocolIEs          ProtocolIE-Container   {{RadioLinkSetupRequestTDD-IEs}},
  protocolExtensions   ProtocolExtensionContainer {{RadioLinkSetupRequestTDD-Extensions}}  OPTIONAL,
  ...
}

RadioLinkSetupRequestTDD-IEs NBAP-PROTOCOL-IES ::= {
  { ID   id-CRNC-CommunicationContextID          CRITICALITY reject          TYPE CRNC-CommunicationContextID
  PRESENCE mandatory }|
  { ID   id-UL-CCTrCH-InformationList-RL-SetupRqstTDD CRITICALITY notify          TYPE UL-CCTrCH-InformationList-RL-SetupRqstTDD
  PRESENCE optional }|
  { ID   id-DL-CCTrCH-InformationList-RL-SetupRqstTDD CRITICALITY notify          TYPE DL-CCTrCH-InformationList-RL-SetupRqstTDD
  PRESENCE optional }|
  { ID   id-DCH-TDD-Information                  CRITICALITY reject          TYPE DCH-TDD-Information          PRESENCE optional }|
  { ID   id-DSCH-TDD-Information                  CRITICALITY reject          TYPE DSCH-TDD-Information          PRESENCE optional }|
  { ID   id-USCH-Information                      CRITICALITY reject          TYPE USCH-Information             PRESENCE optional }|
  { ID   id-RL-Information-RL-SetupRqstTDD        CRITICALITY reject          TYPE RL-Information-RL-SetupRqstTDD
  PRESENCE mandatory },
  ...
}

RadioLinkSetupRequestTDD-Extensions NBAP-PROTOCOL-EXTENSION ::= {
...
}

UL-CCTrCH-InformationList-RL-SetupRqstTDD ::= SEQUENCE (SIZE(1..maxNrOfCCTrCHs)) OF
  ProtocolIE-Single-Container{{ UL-CCTrCH-InformationItemIE-RL-SetupRqstTDD }}

UL-CCTrCH-InformationItemIE-RL-SetupRqstTDD NBAP-PROTOCOL-IES ::= {
  { ID   id-UL-CCTrCH-InformationItem-RL-SetupRqstTDD CRITICALITY notify          TYPE UL-CCTrCH-InformationItem-RL-SetupRqstTDD
  PRESENCE mandatory }
}

UL-CCTrCH-InformationItem-RL-SetupRqstTDD ::= SEQUENCE {
  cCtTrCH-ID          CCTrCH-ID,
  tFCS                TFCS,
  tFCI-Coding         TFCI-Coding,
  punctureLimit       PunctureLimit,
}

```



```

    uL-DPCH-Information          UL-DPCH-Information-RL-SetupRqstTDD    OPTIONAL,
    iE-Extensions                ProtocolExtensionContainer { { UL-CCTrCH-InformationItem-RL-SetupRqstTDD-ExtIEs } }    OPTIONAL,
    ...
}

UL-CCTrCH-InformationItem-RL-SetupRqstTDD-ExtIEs NBAP-PROTOCOL-EXTENSION ::= {
    ...
}

UL-DPCH-Information-RL-SetupRqstTDD ::= ProtocolIE-Single-Container{{ UL-DPCH-InformationIE-RL-SetupRqstTDD }}

UL-DPCH-InformationIE-RL-SetupRqstTDD NBAP-PROTOCOL-IES ::= {
    { ID id-UL-DPCH-InformationList-RL-SetupRqstTDD    CRITICALITY notify    TYPE UL-DPCH-InformationItem-RL-SetupRqstTDD    PRESENCE mandatory }
}

UL-DPCH-InformationItem-RL-SetupRqstTDD ::= SEQUENCE {
    repetitionPeriod            RepetitionPeriod,
    repetitionLength            RepetitionLength,
    tdd-DPCHOffset              TDD-DPCHOffset,
    uL-Timeslot-Information      UL-Timeslot-Information,
    iE-Extensions                ProtocolExtensionContainer { { UL-DPCH-InformationItem-RL-SetupRqstTDD-ExtIEs } }    OPTIONAL,
    ...
}

UL-DPCH-InformationItem-RL-SetupRqstTDD-ExtIEs NBAP-PROTOCOL-EXTENSION ::= {
    ...
}

DL-CCTrCH-InformationList-RL-SetupRqstTDD ::= SEQUENCE (SIZE (1..maxNrOfCCTrCHs)) OF ProtocolIE-Single-Container{{ DL-CCTrCH-InformationItemIE-RL-SetupRqstTDD }}

DL-CCTrCH-InformationItemIE-RL-SetupRqstTDD NBAP-PROTOCOL-IES ::= {
    { ID id-DL-CCTrCH-InformationItem-RL-SetupRqstTDD    CRITICALITY    notify    TYPE DL-CCTrCH-InformationItem-RL-SetupRqstTDD
    PRESENCE    mandatory}
}

DL-CCTrCH-InformationItem-RL-SetupRqstTDD ::= SEQUENCE {
    cCTrCH-ID                    CCTrCH-ID,
    tFCS                          TFCS,
    tFCI-Coding                   TFCI-Coding,
    punctureLimit                 PunctureLimit,
    tdd-TPC-DownlinkStepSize      TDD-TPC-DownlinkStepSize,
    cCTrCH-TPCList                CCTrCH-TPCList-RL-SetupRqstTDD    OPTIONAL,
    dL-DPCH-Information           DL-DPCH-Information-RL-SetupRqstTDD    OPTIONAL,
    iE-Extensions                 ProtocolExtensionContainer { { DL-CCTrCH-InformationItem-RL-SetupRqstTDD-ExtIEs } }    OPTIONAL,
    ...
}

DL-CCTrCH-InformationItem-RL-SetupRqstTDD-ExtIEs NBAP-PROTOCOL-EXTENSION ::= {
    ...
}

CCTrCH-TPCList-RL-SetupRqstTDD ::= SEQUENCE (SIZE (1..maxNrOfCCTrCHs)) OF CCTrCH-TPCItem-RL-SetupRqstTDD

```

```

CCTrCH-TPCItem-RL-SetupRqstTDD ::= SEQUENCE {
    cCTrCH-ID                CCTrCH-ID,
    iE-Extensions            ProtocolExtensionContainer { { CCTrCH-TPCItem-RL-SetupRqstTDD-ExtIEs} } OPTIONAL,
    ...
}

CCTrCH-TPCItem-RL-SetupRqstTDD-ExtIEs NBAP-PROTOCOL-EXTENSION ::= {
    ...
}

DL-DPCH-Information-RL-SetupRqstTDD ::= ProtocolIE-Single-Container{{ DL-DPCH-InformationIE-RL-SetupRqstTDD }}

DL-DPCH-InformationIE-RL-SetupRqstTDD NBAP-PROTOCOL-IES ::= {
    { ID id-DL-DPCH-InformationList-RL-SetupRqstTDD      CRITICALITY notify TYPE DL-DPCH-InformationItem-RL-SetupRqstTDD      PRESENCE mandatory }
}

DL-DPCH-InformationItem-RL-SetupRqstTDD ::= SEQUENCE {
    repetitionPeriod          RepetitionPeriod,
    repetitionLength          RepetitionLength,
    tdd-DPCHOffset            TDD-DPCHOffset,
    dL-Timeslot-Information    DL-Timeslot-Information,
    iE-Extensions            ProtocolExtensionContainer { { DL-DPCH-InformationItem-RL-SetupRqstTDD-ExtIEs} } OPTIONAL,
    ...
}

DL-DPCH-InformationItem-RL-SetupRqstTDD-ExtIEs NBAP-PROTOCOL-EXTENSION ::= {
    ...
}

RL-Information-RL-SetupRqstTDD ::= SEQUENCE {
    rL-ID                    RL-ID,
    c-ID                    C-ID,
    frameOffset              FrameOffset,
    specialBurstScheduling    SpecialBurstScheduling,
    initialDL-transmissionPower DL-Power,
    maximumDL-power          DL-Power,
    minimumDL-power          DL-Power,
    dL-TimeSlotISCPInfo      DL-TimeSlotISCPInfo OPTIONAL,
    iE-Extensions            ProtocolExtensionContainer { { RL-Information-RL-SetupRqstTDD-ExtIEs} } OPTIONAL,
    ...
}

RL-Information-RL-SetupRqstTDD-ExtIEs NBAP-PROTOCOL-EXTENSION ::= {
    ...
}

-- *****
--
-- RADIO LINK SETUP RESPONSE FDD
--
-- *****

```

```

RadioLinkSetupResponseFDD ::= SEQUENCE {
  protocolIEs          ProtocolIE-Container    {{RadioLinkSetupResponseFDD-IEs}},
  protocolExtensions  ProtocolExtensionContainer {{RadioLinkSetupResponseFDD-Extensions}}  OPTIONAL,
  ...
}

RadioLinkSetupResponseFDD-IEs NBAP-PROTOCOL-IES ::= {
  { ID      id-CRNC-CommunicationContextID          CRITICALITY ignore          TYPE CRNC-CommunicationContextID
  PRESENCE  mandatory }|
  { ID      id-NodeB-CommunicationContextID          CRITICALITY ignore          TYPE NodeB-CommunicationContextID          PRESENCE
  mandatory }|
  { ID      id-CommunicationControlPortID           CRITICALITY ignore          TYPE CommunicationControlPortID          PRESENCE
  mandatory }|
  { ID      id-RL-InformationResponseList-RL-SetupRspFDD CRITICALITY ignore          TYPE RL-InformationResponseList-RL-SetupRspFDD
  PRESENCE  mandatory }|
  { ID      id-TFCI2-BearerInformationResponse CRITICALITY ignore          TYPE TFCI2-BearerInformationResponse PRESENCE optional }|
  { ID      id-CriticalityDiagnostics               CRITICALITY ignore          TYPE CriticalityDiagnostics             PRESENCE
  optional  },
  ...
}

RadioLinkSetupResponseFDD-Extensions NBAP-PROTOCOL-EXTENSION ::= {
  ...
}

RL-InformationResponseList-RL-SetupRspFDD ::= SEQUENCE (SIZE (1..maxNrOfRLs)) OF ProtocolIE-Single-Container{{ RL-InformationResponseItemIE-RL-SetupRspFDD }}

RL-InformationResponseItemIE-RL-SetupRspFDD NBAP-PROTOCOL-IES ::= {
  { ID      id-RL-InformationResponseItem-RL-SetupRspFDD          CRITICALITY ignore          TYPE RL-InformationResponseItem-RL-SetupRspFDD
  PRESENCE  mandatory}
}

RL-InformationResponseItem-RL-SetupRspFDD ::= SEQUENCE {
  rL-ID              RL-ID,
  rL-Set-ID          RL-Set-ID,
  received-total-wide-band-power          Received-total-wide-band-power-Value,
  diversityIndication          DiversityIndication-RL-SetupRspFDD,
  -- This IE represents both the Diversity Indication IE and the choice based on the diversity indication as described in
  -- the tabular message format in subclause 9.1.
  dSCH-InformationResponseList          DSCH-InformationResponseList-RL-SetupRspFDD  OPTIONAL,
  sSDT-SupportIndicator          SSdT-SupportIndicator,
  iE-Extensions          ProtocolExtensionContainer { { RL-InformationResponseItem-RL-SetupRspFDD-ExtIEs} }  OPTIONAL,
  ...
}

RL-InformationResponseItem-RL-SetupRspFDD-ExtIEs NBAP-PROTOCOL-EXTENSION ::= {
  ...
}

DiversityIndication-RL-SetupRspFDD ::= CHOICE {
  combining          Combining-RL-SetupRspFDD,
  nonCombiningOrFirstRL          NonCombiningOrFirstRL-RL-SetupRspFDD
}

```

```

}

Combining-RL-SetupRspFDD ::= SEQUENCE {
    rL-ID                               RL-ID,
    iE-Extensions                       ProtocolExtensionContainer { { Combining-RL-SetupRspFDD-ExtIEs } }   OPTIONAL,
    ...
}

Combining-RL-SetupRspFDD-ExtIEs NBAP-PROTOCOL-EXTENSION ::= {
    ...
}

NonCombiningOrFirstRL-RL-SetupRspFDD ::= SEQUENCE {
    dCH-InformationResponse             DCH-InformationResponse,
    iE-Extensions                       ProtocolExtensionContainer { { NonCombiningOrFirstRLItem-RL-SetupRspFDD-ExtIEs } }   OPTIONAL,
    ...
}

NonCombiningOrFirstRLItem-RL-SetupRspFDD-ExtIEs NBAP-PROTOCOL-EXTENSION ::= {
    ...
}

DSCH-InformationResponseList-RL-SetupRspFDD ::= ProtocolIE-Single-Container {{ DSCH-InformationResponseListIEs-RL-SetupRspFDD }}

DSCH-InformationResponseListIEs-RL-SetupRspFDD NBAP-PROTOCOL-IES ::= {
    { ID id-DSCH-InformationResponse   CRITICALITY ignore   TYPE DSCH-InformationResponse   PRESENCE mandatory }
}

-- *****
--
-- RADIO LINK SETUP RESPONSE TDD
--
-- *****

RadioLinkSetupResponseTDD ::= SEQUENCE {
    protocolIEs           ProtocolIE-Container   {{RadioLinkSetupResponseTDD-IEs}},
    protocolExtensions    ProtocolExtensionContainer {{RadioLinkSetupResponseTDD-Extensions}}   OPTIONAL,
    ...
}

RadioLinkSetupResponseTDD-IEs NBAP-PROTOCOL-IES ::= {
    { ID id-CRNC-CommunicationContextID   CRITICALITY ignore   TYPE CRNC-CommunicationContextID   PRESENCE mandatory }|
    { ID id-NodeB-CommunicationContextID   CRITICALITY ignore   TYPE NodeB-CommunicationContextID   PRESENCE mandatory }|
    { ID id-CommunicationControlPortID     CRITICALITY ignore   TYPE CommunicationControlPortID   PRESENCE mandatory }|
    { ID id-RL-InformationResponse-RL-SetupRspTDD   CRITICALITY ignore   TYPE RL-InformationResponse-RL-SetupRspTDD   PRESENCE mandatory }|
    { ID id-CriticalityDiagnostics          CRITICALITY ignore   TYPE CriticalityDiagnostics          PRESENCE optional },
    ...
}

```

```

RadioLinkSetupResponseTDD-Extensions NBAP-PROTOCOL-EXTENSION ::= {
  ...
}

RL-InformationResponse-RL-SetupRspTDD ::= SEQUENCE {
  rL-ID                RL-ID,
  uL-TimeSlot-ISCP-Info    UL-TimeSlot-ISCP-Info,
  ul-PhysCH-SF-Variation  UL-PhysCH-SF-Variation,
  dCH-InformationResponseList  DCH-InformationResponseList-RL-SetupRspTDD    OPTIONAL,
  dSCH-InformationResponseList  DSCH-InformationResponseList-RL-SetupRspTDD    OPTIONAL,
  uSCH-InformationResponseList  USCH-InformationResponseList-RL-SetupRspTDD    OPTIONAL,
  iE-Extensions            ProtocolExtensionContainer { { RL-InformationResponseList-RL-SetupRspTDD-ExtIEs } }    OPTIONAL,
  ...
}

RL-InformationResponseList-RL-SetupRspTDD-ExtIEs NBAP-PROTOCOL-EXTENSION ::= {
  ...
}

DCH-InformationResponseList-RL-SetupRspTDD ::= ProtocolIE-Single-Container{{ DCH-InformationResponseListIEs-RL-SetupRspTDD }}

DCH-InformationResponseListIEs-RL-SetupRspTDD NBAP-PROTOCOL-IES ::= {
  { ID id-DCH-InformationResponse CRITICALITY ignore TYPE DCH-InformationResponse PRESENCE mandatory}
}

DSCH-InformationResponseList-RL-SetupRspTDD ::= ProtocolIE-Single-Container {{ DSCH-InformationResponseListIEs-RL-SetupRspTDD }}

DSCH-InformationResponseListIEs-RL-SetupRspTDD NBAP-PROTOCOL-IES ::= {
  { ID id-DSCH-InformationResponse CRITICALITY ignore TYPE DSCH-InformationResponse PRESENCE mandatory }
}

USCH-InformationResponseList-RL-SetupRspTDD ::= ProtocolIE-Single-Container {{ USCH-InformationResponseListIEs-RL-SetupRspTDD }}

USCH-InformationResponseListIEs-RL-SetupRspTDD NBAP-PROTOCOL-IES ::= {
  { ID id-USCH-InformationResponse CRITICALITY ignore TYPE USCH-InformationResponse PRESENCE mandatory }
}

-- *****
--
-- RADIO LINK SETUP FAILURE FDD
--
-- *****

RadioLinkSetupFailureFDD ::= SEQUENCE {
  protocolIEs          ProtocolIE-Container   {{RadioLinkSetupFailureFDD-IEs}},
  protocolExtensions  ProtocolExtensionContainer {{RadioLinkSetupFailureFDD-Extensions}}    OPTIONAL,
  ...
}

RadioLinkSetupFailureFDD-IEs NBAP-PROTOCOL-IES ::= {
  { ID id-CRNC-CommunicationContextID CRITICALITY ignore TYPE CRNC-CommunicationContextID
    PRESENCE mandatory } }

```

```

    { ID      id-NodeB-CommunicationContextID
      PRESENCE conditional }|
  -- This IE is present if at least one of the radio links has been successfully set up
  { ID      id-CommunicationControlPortID
    PRESENCE optional }|
  { ID      id-CauseLevel-RL-SetupFailureFDD
  mandatory }|
  { ID      id-CriticalityDiagnostics
    PRESENCE optional },
  ...
}

RadioLinkSetupFailureFDD-Extensions NBAP-PROTOCOL-EXTENSION ::= {
  ...
}

CauseLevel-RL-SetupFailureFDD ::= CHOICE {
  generalCause      GeneralCauseList-RL-SetupFailureFDD,
  rLSpecificCause   RLSpecificCauseList-RL-SetupFailureFDD,
  ...
}

GeneralCauseList-RL-SetupFailureFDD ::= SEQUENCE {
  cause              Cause,
  iE-Extensions     ProtocolExtensionContainer { { GeneralCauseItem-RL-SetupFailureFDD-ExtIEs} } OPTIONAL,
  ...
}

GeneralCauseItem-RL-SetupFailureFDD-ExtIEs NBAP-PROTOCOL-EXTENSION ::= {
  ...
}

RLSpecificCauseList-RL-SetupFailureFDD ::= SEQUENCE {
  unsuccessful-RL-InformationRespList-RL-SetupFailureFDD  Unsuccessful-RL-InformationRespList-RL-SetupFailureFDD,
  successful-RL-InformationRespList-RL-SetupFailureFDD    Successful-RL-InformationRespList-RL-SetupFailureFDD OPTIONAL,
  iE-Extensions     ProtocolExtensionContainer { { RLSpecificCauseItem-RL-SetupFailureFDD-ExtIEs} } OPTIONAL,
  ...
}

RLSpecificCauseItem-RL-SetupFailureFDD-ExtIEs NBAP-PROTOCOL-EXTENSION ::= {
  ...
}

Unsuccessful-RL-InformationRespList-RL-SetupFailureFDD ::= SEQUENCE (SIZE (1..maxNrOfRLs)) OF ProtocolIE-Single-Container {{ Unsuccessful-RL-InformationRespItemIE-RL-SetupFailureFDD }}

Unsuccessful-RL-InformationRespItemIE-RL-SetupFailureFDD NBAP-PROTOCOL-IES ::= {
  { ID      id-Unsuccessful-RL-InformationRespItem-RL-SetupFailureFDD
    PRESENCE mandatory }
  CRITICALITY ignore
  TYPE Unsuccessful-RL-InformationRespItem-RL-SetupFailureFDD
}

Unsuccessful-RL-InformationRespItem-RL-SetupFailureFDD ::= SEQUENCE {
  rL-ID      RL-ID,

```

```

    cause
    iE-Extensions
    OPTIONAL,
    ...
}

Unsuccessful-RL-InformationRespItem-RL-SetupFailureFDD-ExtIEs NBAP-PROTOCOL-EXTENSION ::= {
    ...
}

Successful-RL-InformationRespList-RL-SetupFailureFDD ::= SEQUENCE (SIZE (1.. maxNrOfRLs)) OF ProtocolIE-Single-Container {{ Successful-RL-
InformationRespItemIE-RL-SetupFailureFDD }}

Successful-RL-InformationRespItemIE-RL-SetupFailureFDD NBAP-PROTOCOL-IES ::= {
    { ID      id-Successful-RL-InformationRespItem-RL-SetupFailureFDD      CRITICALITY      ignore      TYPE      Successful-RL-InformationRespItem-RL-
SetupFailureFDD      PRESENCE      mandatory}
}

Successful-RL-InformationRespItem-RL-SetupFailureFDD ::= SEQUENCE {
    rL-ID                    RL-ID,
    rL-Set-ID                RL-Set-ID,
    received-total-wide-band-power          Received-total-wide-band-power-Value,
    diversityIndication          DiversityIndication-RL-SetupFailureFDD,
    -- This IE represents both the Diversity Indication IE and the choice based on the diversity indication as described in
    -- the tabular message format in subclause 9.1.
    dSCH-InformationResponseList          DSCH-InformationRespList-RL-SetupFailureFDD      OPTIONAL,
    tFCI2-BearerInformationResponse          TFCI2-BearerInformationResponse OPTIONAL,
    sSDT-SupportIndicator          SSDT-SupportIndicator,
    iE-Extensions                    ProtocolExtensionContainer { { Successful-RL-InformationRespItem-RL-SetupFailureFDD-ExtIEs } }
    OPTIONAL,
    ...
}

Successful-RL-InformationRespItem-RL-SetupFailureFDD-ExtIEs NBAP-PROTOCOL-EXTENSION ::= {
    ...
}

DiversityIndication-RL-SetupFailureFDD ::= CHOICE {
    combining                    Combining-RL-SetupFailureFDD,
    nonCombiningOrFirstRL          NonCombiningOrFirstRL-RL-SetupFailureFDD
}

Combining-RL-SetupFailureFDD ::= SEQUENCE {
    rL-ID                    RL-ID,
    iE-Extensions                    ProtocolExtensionContainer { { CombiningItem-RL-SetupFailureFDD-ExtIEs } }      OPTIONAL,
    ...
}

CombiningItem-RL-SetupFailureFDD-ExtIEs NBAP-PROTOCOL-EXTENSION ::= {
    ...
}

NonCombiningOrFirstRL-RL-SetupFailureFDD ::= SEQUENCE {

```

```

    dCH-InformationResponse          DCH-InformationResponse,
    iE-Extensions                    ProtocolExtensionContainer { { NonCombiningOrFirstRLItem-RL-SetupFailureFDD-ExtIEs } }
    OPTIONAL,
    ...
}

NonCombiningOrFirstRLItem-RL-SetupFailureFDD-ExtIEs NBAP-PROTOCOL-EXTENSION ::= {
    ...
}

DSCH-InformationRespList-RL-SetupFailureFDD ::= ProtocolIE-Single-Container { { DSCH-InformationRespListIEs-RL-SetupFailureFDD } }

DSCH-InformationRespListIEs-RL-SetupFailureFDD NBAP-PROTOCOL-IES ::= {
    { ID id-DSCH-InformationResponse CRITICALITY ignore TYPE DSCH-InformationResponse PRESENCE mandatory }
}

-- *****
--
-- RADIO LINK SETUP FAILURE TDD
--
-- *****

RadioLinkSetupFailureTDD ::= SEQUENCE {
    protocolIEs          ProtocolIE-Container    {{RadioLinkSetupFailureTDD-IEs}},
    protocolExtensions   ProtocolExtensionContainer {{RadioLinkSetupFailureTDD-Extensions}}    OPTIONAL,
    ...
}

RadioLinkSetupFailureTDD-IEs NBAP-PROTOCOL-IES ::= {
    { ID id-CRNC-CommunicationContextID CRITICALITY ignore TYPE CRNC-CommunicationContextID PRESENCE mandatory } |
    { ID id-CauseLevel-RL-SetupFailureTDD CRITICALITY ignore TYPE CauseLevel-RL-SetupFailureTDD PRESENCE mandatory } |
    { ID id-CriticalityDiagnostics CRITICALITY ignore TYPE CriticalityDiagnostics PRESENCE optional },
    ...
}

RadioLinkSetupFailureTDD-Extensions NBAP-PROTOCOL-EXTENSION ::= {
    ...
}

CauseLevel-RL-SetupFailureTDD ::= CHOICE {
    generalCause          GeneralCauseList-RL-SetupFailureTDD,
    rLSpecificCause      RLSpecificCauseList-RL-SetupFailureTDD,
    ...
}

GeneralCauseList-RL-SetupFailureTDD ::= SEQUENCE {
    cause                Cause,
    iE-Extensions        ProtocolExtensionContainer { { GeneralCauseItem-RL-SetupFailureTDD-ExtIEs } }    OPTIONAL,
    ...
}

```



```

GeneralCauseItem-RL-SetupFailureTDD-ExtIEs NBAP-PROTOCOL-EXTENSION ::= {
    ...
}

RLSpecificCauseList-RL-SetupFailureTDD ::= SEQUENCE {
    unsuccessful-RL-InformationRespItem-RL-SetupFailureTDD Unsuccessful-RL-InformationRespItem-RL-SetupFailureTDD,
    iE-Extensions ProtocolExtensionContainer { { RLSpecificCauseItem-RL-SetupFailureTDD-ExtIEs } }
    OPTIONAL,
    ...
}

RLSpecificCauseItem-RL-SetupFailureTDD-ExtIEs NBAP-PROTOCOL-EXTENSION ::= {
    ...
}

Unsuccessful-RL-InformationRespItem-RL-SetupFailureTDD ::= ProtocolIE-Single-Container { {Unsuccessful-RL-InformationRespItemIE-RL-SetupFailureTDD} }

Unsuccessful-RL-InformationRespItemIE-RL-SetupFailureTDD NBAP-PROTOCOL-IES ::= {
    { ID id-Unsuccessful-RL-InformationResp-RL-SetupFailureTDD CRITICALITY ignore TYPE Unsuccessful-RL-InformationResp-RL-SetupFailureTDD PRESENCE mandatory }
}

Unsuccessful-RL-InformationResp-RL-SetupFailureTDD ::= SEQUENCE {
    rL-ID RL-ID,
    cause Cause,
    iE-Extensions ProtocolExtensionContainer { { Unsuccessful-RL-InformationResp-RL-SetupFailureTDD-ExtIEs } }
    OPTIONAL,
    ...
}

Unsuccessful-RL-InformationResp-RL-SetupFailureTDD-ExtIEs NBAP-PROTOCOL-EXTENSION ::= {
    ...
}

-- *****
--
-- RADIO LINK ADDITION REQUEST FDD
--
-- *****

RadioLinkAdditionRequestFDD ::= SEQUENCE {
    protocolIEs ProtocolIE-Container {{RadioLinkAdditionRequestFDD-IEs}},
    protocolExtensions ProtocolExtensionContainer {{RadioLinkAdditionRequestFDD-Extensions}} OPTIONAL,
    ...
}

RadioLinkAdditionRequestFDD-IEs NBAP-PROTOCOL-IES ::= {
    { ID id-NodeB-CommunicationContextID CRITICALITY reject TYPE NodeB-CommunicationContextID PRESENCE mandatory } |
    { ID id-Compressed-Mode-Deactivation-Flag CRITICALITY reject TYPE Compressed-Mode-Deactivation-Flag PRESENCE optional } |

```

```

    { ID      id-RL-InformationList-RL-AdditionRqstFDD
      PRESENCE mandatory },
    ...
}

RadioLinkAdditionRequestFDD-Extensions NBAP-PROTOCOL-EXTENSION ::= {
    ...
}

RL-InformationList-RL-AdditionRqstFDD ::= SEQUENCE (SIZE (1..maxNrOfRLs-1)) OF ProtocolIE-Single-Container {{ RL-InformationItemIE-RL-AdditionRqstFDD}}

RL-InformationItemIE-RL-AdditionRqstFDD NBAP-PROTOCOL-IES ::= {
    { ID      id-RL-InformationItem-RL-AdditionRqstFDD
      PRESENCE mandatory}
      CRITICALITY    notify
      TYPE           RL-InformationItem-RL-AdditionRqstFDD
}

RL-InformationItem-RL-AdditionRqstFDD ::= SEQUENCE {
    rL-ID                RL-ID,
    c-ID                 C-ID,
    frameOffset          FrameOffset,
    chipOffset           ChipOffset,
    diversityControlField DiversityControlField,
    dl-CodeInformation   FDD-DL-CodeInformation,
    initialDL-TransmissionPower DL-Power OPTIONAL,
    maximumDL-Power      DL-Power OPTIONAL,
    minimumDL-Power      DL-Power OPTIONAL,
    sSDT-CellIdentity    SSDT-Cell-Identity OPTIONAL,
    transmitDiversityIndicator TransmitDiversityIndicator OPTIONAL,
    iE-Extensions        ProtocolExtensionContainer { { RL-InformationItem-RL-AdditionRqstFDD-ExtIEs} } OPTIONAL,
    ...
}

RL-InformationItem-RL-AdditionRqstFDD-ExtIEs NBAP-PROTOCOL-EXTENSION ::= {
    ...
}

-- *****
--
-- RADIO LINK ADDITION REQUEST TDD
--
-- *****

RadioLinkAdditionRequestTDD ::= SEQUENCE {
    protocolIEs          ProtocolIE-Container {{RadioLinkAdditionRequestTDD-IEs}},
    protocolExtensions  ProtocolExtensionContainer {{RadioLinkAdditionRequestTDD-Extensions}} OPTIONAL,
    ...
}

RadioLinkAdditionRequestTDD-IEs NBAP-PROTOCOL-IES ::= {
    { ID      id-NodeB-CommunicationContextID
      PRESENCE mandatory }
      CRITICALITY    reject
      TYPE           NodeB-CommunicationContextID
}

```

```

{ ID      id-UL-CCTrCH-InformationList-RL-AdditionRqstTDD
  PRESENCE optional }|
{ ID      id-DL-CCTrCH-InformationList-RL-AdditionRqstTDD
  PRESENCE optional }|
{ ID      id-RL-Information-RL-AdditionRqstTDD
  PRESENCE mandatory },
...
}

RadioLinkAdditionRequestTDD-Extensions NBAP-PROTOCOL-EXTENSION ::= {
  ...
}

UL-CCTrCH-InformationList-RL-AdditionRqstTDD ::= SEQUENCE (SIZE (1..maxNrOfCCTrCHs)) OF UL-CCTrCH-InformationItem-RL-AdditionRqstTDD

UL-CCTrCH-InformationItem-RL-AdditionRqstTDD ::= SEQUENCE {
  cCTrCH-ID                CCTrCH-ID,
  uL-DPCH-Information      UL-DPCH-InformationList-RL-AdditionRqstTDD OPTIONAL,
  iE-Extensions            ProtocolExtensionContainer { { UL-CCTrCH-InformationItem-RL-AdditionRqstTDD-ExtIEs} } OPTIONAL,
  ...
}

UL-CCTrCH-InformationItem-RL-AdditionRqstTDD-ExtIEs NBAP-PROTOCOL-EXTENSION ::= {
  ...
}

UL-DPCH-InformationList-RL-AdditionRqstTDD ::= ProtocolIE-Single-Container {{ UL-DPCH-InformationItemIE-RL-AdditionRqstTDD }}

UL-DPCH-InformationItemIE-RL-AdditionRqstTDD NBAP-PROTOCOL-IES ::= {
  { ID      id-UL-DPCH-InformationItem-RL-AdditionRqstTDD
    PRESENCE mandatory }
  CRITICALITY    notify
  TYPE           UL-DPCH-InformationItem-RL-AdditionRqstTDD
}

UL-DPCH-InformationItem-RL-AdditionRqstTDD ::= SEQUENCE {
  repetitionPeriod      RepetitionPeriod,
  repetitionLength      RepetitionLength,
  tdd-DPCHOffset        TDD-DPCHOffset,
  uL-Timeslot-Information UL-Timeslot-Information,
  iE-Extensions         ProtocolExtensionContainer { { UL-DPCH-InformationItem-RL-AdditionRqstTDD-ExtIEs} } OPTIONAL,
  ...
}

UL-DPCH-InformationItem-RL-AdditionRqstTDD-ExtIEs NBAP-PROTOCOL-EXTENSION ::= {
  ...
}

DL-CCTrCH-InformationList-RL-AdditionRqstTDD ::= SEQUENCE (SIZE (1..maxNrOfCCTrCHs)) OF DL-CCTrCH-InformationItem-RL-AdditionRqstTDD

DL-CCTrCH-InformationItem-RL-AdditionRqstTDD ::= SEQUENCE {
  cCTrCH-ID                CCTrCH-ID,
  dL-DPCH-Information      DL-DPCH-InformationList-RL-AdditionRqstTDD OPTIONAL,
  iE-Extensions            ProtocolExtensionContainer { { DL-CCTrCH-InformationItem-RL-AdditionRqstTDD-ExtIEs} } OPTIONAL,
  ...
}

```

```

}

DL-CCTrCH-InformationItem-RL-AdditionRqstTDD-ExtIEs  NBAP-PROTOCOL-EXTENSION ::= {
    ...
}

DL-DPCH-InformationList-RL-AdditionRqstTDD ::= ProtocolIE-Single-Container {{ DL-DPCH-InformationItemIE-RL-AdditionRqstTDD }}

DL-DPCH-InformationItemIE-RL-AdditionRqstTDD NBAP-PROTOCOL-IES ::= {
    { ID      id-DL-DPCH-InformationItem-RL-AdditionRqstTDD      CRITICALITY      notify      TYPE      DL-DPCH-InformationItem-RL-AdditionRqstTDD
      PRESENCE      mandatory}
}

DL-DPCH-InformationItem-RL-AdditionRqstTDD ::= SEQUENCE {
    repetitionPeriod      RepetitionPeriod,
    repetitionLength      RepetitionLength,
    tdd-DPCHOffset        TDD-DPCHOffset,
    dL-Timeslot-Information      DL-Timeslot-Information,
    iE-Extensions          ProtocolExtensionContainer { { DL-DPCH-InformationItem-RL-AdditionRqstTDD-ExtIEs } }      OPTIONAL,
    ...
}

DL-DPCH-InformationItem-RL-AdditionRqstTDD-ExtIEs  NBAP-PROTOCOL-EXTENSION ::= {
    ...
}

RL-Information-RL-AdditionRqstTDD ::= SEQUENCE {
    rL-ID                  RL-ID,
    c-ID                   C-ID,
    frameOffset            FrameOffset,
    diversityControlField  DiversityControlField,
    initial-DL-Transmission-Power      DL-Power      OPTIONAL,
    maximumDL-Power          DL-Power      OPTIONAL,
    minimumDL-Power          DL-Power      OPTIONAL,
    dL-TimeSlotISCPInfo      DL-TimeslotISCPInfo OPTIONAL,
    iE-Extensions            ProtocolExtensionContainer { { RL-information-RL-AdditionRqstTDD-ExtIEs } }      OPTIONAL,
    ...
}

RL-information-RL-AdditionRqstTDD-ExtIEs  NBAP-PROTOCOL-EXTENSION ::= {
    ...
}

-- *****
--
-- RADIO LINK ADDITION RESPONSE FDD
--
-- *****

RadioLinkAdditionResponseFDD ::= SEQUENCE {
    protocolIEs      ProtocolIE-Container      {{RadioLinkAdditionResponseFDD-IEs}},
    protocolExtensions      ProtocolExtensionContainer {{RadioLinkAdditionResponseFDD-Extensions}}      OPTIONAL,
    ...
}

```

```

}

RadioLinkAdditionResponseFDD-IEs NBAP-PROTOCOL-IES ::= {
  { ID id-CRNC-CommunicationContextID CRITICALITY ignore TYPE CRNC-CommunicationContextID
  PRESENCE mandatory }|
  { ID id-RL-InformationResponseList-RL-AdditionRspFDD CRITICALITY ignore TYPE RL-InformationResponseList-RL-
  AdditionRspFDD PRESENCE mandatory }|
  { ID id-CriticalityDiagnostics CRITICALITY ignore TYPE CriticalityDiagnostics
  PRESENCE optional },
  ...
}

RadioLinkAdditionResponseFDD-Extensions NBAP-PROTOCOL-EXTENSION ::= {
  ...
}

RL-InformationResponseList-RL-AdditionRspFDD ::= SEQUENCE (SIZE (1..maxNrOfRLs-1)) OF ProtocolIE-Single-Container {{ RL-InformationResponseItemIE-
RL-AdditionRspFDD }}

RL-InformationResponseItemIE-RL-AdditionRspFDD NBAP-PROTOCOL-IES ::= {
  { ID id-RL-InformationResponseItem-RL-AdditionRspFDD CRITICALITY ignore TYPE RL-InformationResponseItem-RL-AdditionRspFDD
  PRESENCE mandatory}
}

RL-InformationResponseItem-RL-AdditionRspFDD ::= SEQUENCE {
  rL-ID RL-ID,
  rL-Set-ID RL-Set-ID,
  received-total-wide-band-power Received-total-wide-band-power-Value,
  diversityIndication DiversityIndication-RL-AdditionRspFDD,
  -- This IE represents both the Diversity Indication IE and the choice based on the diversity indication as described in
  -- the tabular message format in subclause 9.1.
  sSDT-SupportIndicator SSDT-SupportIndicator,
  iE-Extensions ProtocolExtensionContainer { { RL-InformationResponseItem-RL-AdditionRspFDD-ExtIEs} }
  OPTIONAL,
  ...
}

RL-InformationResponseItem-RL-AdditionRspFDD-ExtIEs NBAP-PROTOCOL-EXTENSION ::= {
  ...
}

DiversityIndication-RL-AdditionRspFDD ::= CHOICE {
  combining Combining-RL-AdditionRspFDD,
  non-combining Non-Combining-RL-AdditionRspFDD
}

Combining-RL-AdditionRspFDD ::= SEQUENCE {
  rL-ID RL-ID,
  iE-Extensions ProtocolExtensionContainer { { CombiningItem-RL-AdditionRspFDD-ExtIEs} } OPTIONAL,
  ...
}

CombiningItem-RL-AdditionRspFDD-ExtIEs NBAP-PROTOCOL-EXTENSION ::= {

```

```

}
...
}
Non-Combining-RL-AdditionRspFDD ::= SEQUENCE {
    dCH-InformationResponse          DCH-InformationResponse,
    iE-Extensions                    ProtocolExtensionContainer { { Non-CombiningItem-RL-AdditionRspFDD-ExtIEs} }    OPTIONAL,
    ...
}

Non-CombiningItem-RL-AdditionRspFDD-ExtIEs NBAP-PROTOCOL-EXTENSION ::= {
    ...
}

-- *****
--
-- RADIO LINK ADDITION RESPONSE TDD
--
-- *****

RadioLinkAdditionResponseTDD ::= SEQUENCE {
    protocolIEs          ProtocolIE-Container    {{RadioLinkAdditionResponseTDD-IEs}},
    protocolExtensions   ProtocolExtensionContainer {{RadioLinkAdditionResponseTDD-Extensions}}    OPTIONAL,
    ...
}

RadioLinkAdditionResponseTDD-IEs NBAP-PROTOCOL-IES ::= {
    { ID   id-CRNC-CommunicationContextID          CRITICALITY ignore          TYPE CRNC-CommunicationContextID
    PRESENCE mandatory    }|
    { ID   id-RL-InformationResponse-RL-AdditionRspTDD    CRITICALITY ignore          TYPE RL-InformationResponse-RL-AdditionRspTDD
    PRESENCE mandatory    }|
    { ID   id-CriticalityDiagnostics                CRITICALITY ignore          TYPE CriticalityDiagnostics          PRESENCE
    optional    },
    ...
}

RadioLinkAdditionResponseTDD-Extensions NBAP-PROTOCOL-EXTENSION ::= {
    ...
}

RL-InformationResponse-RL-AdditionRspTDD ::= SEQUENCE {
    rL-ID                    RL-ID,
    uL-TimeSlot-ISCP-Info    UL-TimeSlot-ISCP-Info,
    ul-PhysCH-SF-Variation    UL-PhysCH-SF-Variation,
    dCH-Information          DCH-Information-RL-AdditionRspTDD          OPTIONAL,
    dSCH-InformationResponseList DSCH-InformationResponseList-RL-AdditionRspTDD    OPTIONAL,
    uSCH-InformationResponseList USCH-InformationResponseList-RL-AdditionRspTDD    OPTIONAL,
    iE-Extensions            ProtocolExtensionContainer { { RL-InformationResponse-RL-AdditionRspTDD-ExtIEs} }    OPTIONAL,
    ...
}

RL-InformationResponse-RL-AdditionRspTDD-ExtIEs NBAP-PROTOCOL-EXTENSION ::= {
    ...
}

```

```

DCH-Information-RL-AdditionRspTDD ::= SEQUENCE {
    diversityIndication          DiversityIndication-RL-AdditionRspTDD,
    -- This IE represents both the Diversity Indication IE and the choice based on the diversity indication as described in
    -- the tabular message format in subclause 9.1.
    iE-Extensions                ProtocolExtensionContainer { { DCH-Information-RL-AdditionRspTDD-ExtIEs } } OPTIONAL,
    ...
}

DCH-Information-RL-AdditionRspTDD-ExtIEs NBAP-PROTOCOL-EXTENSION ::= {
    ...
}

DiversityIndication-RL-AdditionRspTDD ::= CHOICE {
    combining                    Combining-RL-AdditionRspTDD,
    non-Combining                Non-Combining-RL-AdditionRspTDD
}

Combining-RL-AdditionRspTDD ::= SEQUENCE {
    rL-ID                        RL-ID,
    iE-Extensions                ProtocolExtensionContainer { { CombiningItem-RL-AdditionRspTDD-ExtIEs } } OPTIONAL,
    ...
}

CombiningItem-RL-AdditionRspTDD-ExtIEs NBAP-PROTOCOL-EXTENSION ::= {
    ...
}

Non-Combining-RL-AdditionRspTDD ::= SEQUENCE {
    dCH-InformationResponse      DCH-InformationResponse,
    iE-Extensions                ProtocolExtensionContainer { { Non-CombiningItem-RL-AdditionRspTDD-ExtIEs } } OPTIONAL,
    ...
}

Non-CombiningItem-RL-AdditionRspTDD-ExtIEs NBAP-PROTOCOL-EXTENSION ::= {
    ...
}

DSCH-InformationResponseList-RL-AdditionRspTDD ::= ProtocolIE-Single-Container {{ DSCH-InformationResponseListIEs-RL-AdditionRspTDD }}

DSCH-InformationResponseListIEs-RL-AdditionRspTDD NBAP-PROTOCOL-IES ::= {
    { ID id-DSCH-InformationResponse CRITICALITY ignore TYPE DSCH-InformationResponse PRESENCE mandatory }
}

USCH-InformationResponseList-RL-AdditionRspTDD ::= ProtocolIE-Single-Container {{ USCH-InformationResponseListIEs-RL-AdditionRspTDD }}

USCH-InformationResponseListIEs-RL-AdditionRspTDD NBAP-PROTOCOL-IES ::= {
    { ID id-USCH-InformationResponse CRITICALITY ignore TYPE USCH-InformationResponse PRESENCE mandatory }
}

-- *****
--
-- RADIO LINK ADDITION FAILURE FDD

```

```

--
-- *****
RadioLinkAdditionFailureFDD ::= SEQUENCE {
    protocolIEs          ProtocolIE-Container    {{RadioLinkAdditionFailureFDD-IEs}},
    protocolExtensions   ProtocolExtensionContainer {{RadioLinkAdditionFailureFDD-Extensions}}    OPTIONAL,
    ...
}

RadioLinkAdditionFailureFDD-IEs NBAP-PROTOCOL-IES ::= {
    { ID    id-CRNC-CommunicationContextID    CRITICALITY    ignore    TYPE    CRNC-CommunicationContextID    PRESENCE    mandatory    }|
    { ID    id-CauseLevel-RL-AdditionFailureFDD    CRITICALITY    ignore    TYPE    CauseLevel-RL-AdditionFailureFDD    PRESENCE    mandatory    }|
    { ID    id-CriticalityDiagnostics    CRITICALITY    ignore    TYPE    CriticalityDiagnostics    PRESENCE    optional    },
    ...
}

RadioLinkAdditionFailureFDD-Extensions NBAP-PROTOCOL-EXTENSION ::= {
    ...
}

CauseLevel-RL-AdditionFailureFDD ::= CHOICE {
    generalCause          GeneralCauseList-RL-AdditionFailureFDD,
    rLSpecificCause      RLSpecificCauseList-RL-AdditionFailureFDD,
    ...
}

GeneralCauseList-RL-AdditionFailureFDD ::= SEQUENCE {
    cause                Cause,
    iE-Extensions        ProtocolExtensionContainer { { GeneralCauseItem-RL-AdditionFailureFDD-ExtIEs } }    OPTIONAL,
    ...
}

GeneralCauseItem-RL-AdditionFailureFDD-ExtIEs NBAP-PROTOCOL-EXTENSION ::= {
    ...
}

RLSpecificCauseList-RL-AdditionFailureFDD ::= SEQUENCE {
    unsuccessful-RL-InformationRespList-RL-AdditionFailureFDD    Unsuccessful-RL-InformationRespList-RL-AdditionFailureFDD,
    successful-RL-InformationRespList-RL-AdditionFailureFDD    Successful-RL-InformationRespList-RL-AdditionFailureFDD    OPTIONAL,
    iE-Extensions        ProtocolExtensionContainer { { RLSpecificCauseItem-RL-AdditionFailureFDD-ExtIEs } }    OPTIONAL,
    ...
}

RLSpecificCauseItem-RL-AdditionFailureFDD-ExtIEs NBAP-PROTOCOL-EXTENSION ::= {
    ...
}

Unsuccessful-RL-InformationRespList-RL-AdditionFailureFDD ::= SEQUENCE (SIZE (1..maxNrOfRLs-1)) OF ProtocolIE-Single-Container {{ Unsuccessful-RL-InformationRespItemIE-RL-AdditionFailureFDD }}

Unsuccessful-RL-InformationRespItemIE-RL-AdditionFailureFDD NBAP-PROTOCOL-IES ::= {
    { ID    id-Unsuccessful-RL-InformationRespItem-RL-AdditionFailureFDD    CRITICALITY    ignore    TYPE    Unsuccessful-RL-InformationRespItem-RL-AdditionFailureFDD    PRESENCE    mandatory}
}

```



```

}

Unsuccessful-RL-InformationRespItem-RL-AdditionFailureFDD ::= SEQUENCE {
    rL-ID                               RL-ID,
    cause                               Cause,
    iE-Extensions                       ProtocolExtensionContainer { { Unsuccessful-RL-InformationRespItem-RL-AdditionFailureFDD-ExtIEs } }
    OPTIONAL,
    ...
}

Unsuccessful-RL-InformationRespItem-RL-AdditionFailureFDD-ExtIEs NBAP-PROTOCOL-EXTENSION ::= {
    ...
}

Successful-RL-InformationRespList-RL-AdditionFailureFDD ::= SEQUENCE (SIZE (1..maxNrOfRLs-2)) OF ProtocolIE-Single-Container {{ Successful-RL-InformationRespItemIE-RL-AdditionFailureFDD }}

Successful-RL-InformationRespItemIE-RL-AdditionFailureFDD NBAP-PROTOCOL-IES ::= {
    { ID      id-Successful-RL-InformationRespItem-RL-AdditionFailureFDD      CRITICALITY      ignore      TYPE      Successful-RL-InformationRespItem-RL-AdditionFailureFDD      PRESENCE      mandatory}
}

Successful-RL-InformationRespItem-RL-AdditionFailureFDD ::= SEQUENCE {
    rL-ID                               RL-ID,
    rL-Set-ID                           RL-Set-ID,
    received-total-wide-band-power      Received-total-wide-band-power-Value,
    diversityIndication                 DiversityIndication-RL-AdditionFailureFDD,
    -- This IE represents both the Diversity Indication IE and the choice based on the diversity indication as described in
    -- the tabular message format in subclause 9.1.
    sSDT-SupportIndicator               SSDT-SupportIndicator,
    iE-Extensions                       ProtocolExtensionContainer { { Successful-RL-InformationRespItem-RL-AdditionFailureFDD-ExtIEs } }
    OPTIONAL,
    ...
}

Successful-RL-InformationRespItem-RL-AdditionFailureFDD-ExtIEs NBAP-PROTOCOL-EXTENSION ::= {
    ...
}

DiversityIndication-RL-AdditionFailureFDD ::= CHOICE {
    combining                            Combining-RL-AdditionFailureFDD,
    non-Combining                       Non-Combining-RL-AdditionFailureFDD
}

Combining-RL-AdditionFailureFDD ::= SEQUENCE {
    rL-ID                               RL-ID,
    iE-Extensions                       ProtocolExtensionContainer { { CombiningItem-RL-AdditionFailureFDD-ExtIEs } }
    OPTIONAL,
    ...
}

CombiningItem-RL-AdditionFailureFDD-ExtIEs NBAP-PROTOCOL-EXTENSION ::= {
    ...
}

```

```

Non-Combining-RL-AdditionFailureFDD ::= SEQUENCE {
    dCH-InformationResponse          DCH-InformationResponse,
    iE-Extensions                    ProtocolExtensionContainer { { Non-CombiningItem-RL-AdditionFailureFDD-ExtIEs} }    OPTIONAL,
    ...
}

Non-CombiningItem-RL-AdditionFailureFDD-ExtIEs NBAP-PROTOCOL-EXTENSION ::= {
    ...
}

-- *****
--
-- RADIO LINK ADDITION FAILURE TDD
--
-- *****

RadioLinkAdditionFailureTDD ::= SEQUENCE {
    protocolIEs                    ProtocolIE-Container    {{RadioLinkAdditionFailureTDD-IEs}},
    protocolExtensions              ProtocolExtensionContainer {{RadioLinkAdditionFailureTDD-Extensions}}    OPTIONAL,
    ...
}

RadioLinkAdditionFailureTDD-IEs NBAP-PROTOCOL-IES ::= {
    { ID      id-CRNC-CommunicationContextID          CRITICALITY    ignore    TYPE    CRNC-CommunicationContextID
    PRESENCE  mandatory    }|
    { ID      id-CauseLevel-RL-AdditionFailureTDD      CRITICALITY    ignore    TYPE    CauseLevel-RL-AdditionFailureTDD
    PRESENCE  mandatory    }|
    { ID      id-CriticalityDiagnostics                CRITICALITY    ignore    TYPE    CriticalityDiagnostics
    PRESENCE  optional    },
    ...
}

RadioLinkAdditionFailureTDD-Extensions NBAP-PROTOCOL-EXTENSION ::= {
    ...
}

CauseLevel-RL-AdditionFailureTDD ::= CHOICE {
    generalCause          GeneralCauseList-RL-AdditionFailureTDD,
    rLSpecificCause      RLSpecificCauseList-RL-AdditionFailureTDD,
    ...
}

GeneralCauseList-RL-AdditionFailureTDD ::= SEQUENCE {
    cause                Cause,
    iE-Extensions        ProtocolExtensionContainer { { GeneralCauseItem-RL-AdditionFailureTDD-ExtIEs} }    OPTIONAL,
    ...
}

GeneralCauseItem-RL-AdditionFailureTDD-ExtIEs NBAP-PROTOCOL-EXTENSION ::= {
    ...
}

```

```

RLSpecificCauseList-RL-AdditionFailureTDD ::= SEQUENCE {
  unsuccessful-RL-InformationRespItem-RL-AdditionFailureTDD
  IE-Extensions
  OPTIONAL,
  ...
}

RLSpecificCauseItem-RL-AdditionFailureTDD-ExtIEs NBAP-PROTOCOL-EXTENSION ::= {
  ...
}

Unsuccessful-RL-InformationRespItem-RL-AdditionFailureTDD ::= ProtocolIE-Single-Container { {Unsuccessful-RL-InformationRespItemIE-RL-AdditionFailureTDD} }

Unsuccessful-RL-InformationRespItemIE-RL-AdditionFailureTDD NBAP-PROTOCOL-IES ::= {
  { ID id-Unsuccessful-RL-InformationResp-RL-AdditionFailureTDD CRITICALITY ignore TYPE Unsuccessful-RL-InformationResp-RL-AdditionFailureTDD
  PRESENCE mandatory }
}

Unsuccessful-RL-InformationResp-RL-AdditionFailureTDD ::= SEQUENCE {
  rL-ID RL-ID,
  cause Cause,
  iE-Extensions ProtocolExtensionContainer { { Unsuccessful-RL-InformationResp-RL-AdditionFailureTDD-ExtIEs} }
  OPTIONAL,
  ...
}

Unsuccessful-RL-InformationResp-RL-AdditionFailureTDD-ExtIEs NBAP-PROTOCOL-EXTENSION ::= {
  ...
}

-- *****
--
-- RADIO LINK RECONFIGURATION PREPARE FDD
--
-- *****

RadioLinkReconfigurationPrepareFDD ::= SEQUENCE {
  protocolIEs ProtocolIE-Container {{RadioLinkReconfigurationPrepareFDD-IEs}},
  protocolExtensions ProtocolExtensionContainer {{RadioLinkReconfigurationPrepareFDD-Extensions}} OPTIONAL,
  ...
}

RadioLinkReconfigurationPrepareFDD-IEs NBAP-PROTOCOL-IES ::= {
  { ID id-NodeB-CommunicationContextID CRITICALITY reject TYPE NodeB-CommunicationContextID PRESENCE
  mandatory } |
  { ID id-UL-DPCH-Information-RL-ReconfPrepFDD CRITICALITY reject TYPE UL-DPCH-Information-RL-ReconfPrepFDD PRESENCE
  optional } |
  { ID id-DL-DPCH-Information-RL-ReconfPrepFDD CRITICALITY reject TYPE DL-DPCH-Information-RL-ReconfPrepFDD PRESENCE
  optional } |
  { ID id-FDD-DCHs-to-Modify CRITICALITY reject TYPE FDD-DCHs-to-Modify PRESENCE optional } |
  { ID id-DCHs-to-Add-FDD CRITICALITY reject TYPE DCH-FDD-Information PRESENCE optional } |
}

```

```

{ ID id-DCH-DeleteList-RL-ReconfPrepFDD CRITICALITY reject TYPE DCH-DeleteList-RL-ReconfPrepFDD PRESENCE
optional } |
{ ID id-DSCH-ModifyList-RL-ReconfPrepFDD CRITICALITY reject TYPE DSCH-ModifyList-RL-ReconfPrepFDD PRESENCE
optional } |
{ ID id-DSCHs-to-Add-FDD CRITICALITY reject TYPE DSCH-FDD-Information PRESENCE optional } |
{ ID id-DSCH-DeleteList-RL-ReconfPrepFDD CRITICALITY reject TYPE DSCH-DeleteList-RL-ReconfPrepFDD PRESENCE
optional } |
{ ID id-TFCI2-BearerSpecificInformation-RL-ReconfPrepFDD CRITICALITY reject TYPE TFCI2-BearerSpecificInformation-RL-ReconfPrepFDD
PRESENCE optional } |
{ ID id-RL-InformationList-RL-ReconfPrepFDD CRITICALITY reject TYPE RL-InformationList-RL-ReconfPrepFDD PRESENCE
optional } |
{ ID id-Transmission-Gap-Pattern-Sequence-Information CRITICALITY reject TYPE Transmission-Gap-Pattern-Sequence-Information PRESENCE
optional },
...
}

RadioLinkReconfigurationPrepareFDD-Extensions NBAP-PROTOCOL-EXTENSION ::= {
...
}

UL-DPCH-Information-RL-ReconfPrepFDD ::= SEQUENCE {
ul-ScramblingCode UL-ScramblingCode OPTIONAL,
ul-SIR-Target UL-SIR OPTIONAL,
minUL-ChannelisationCodeLength MinUL-ChannelisationCodeLength OPTIONAL,
maxNrOfUL-DPDCHs MaxNrOfUL-DPDCHs OPTIONAL,
-- This IE is present only if minUL-ChannelisationCodeLength equals to 4
ul-PunctureLimit PunctureLimit OPTIONAL,
tFCS TFCS OPTIONAL,
ul-DPCCH-SlotFormat UL-DPCCH-SlotFormat OPTIONAL,
diversityMode DiversityMode OPTIONAL,
sSDT-CellIDLength SSDT-CellID-Length OPTIONAL,
s-FieldLength S-FieldLength OPTIONAL,
iE-Extensions ProtocolExtensionContainer { { UL-DPCH-Information-RL-ReconfPrepFDD-ExtIEs } } OPTIONAL,
...
}

UL-DPCH-Information-RL-ReconfPrepFDD-ExtIEs NBAP-PROTOCOL-EXTENSION ::= {
...
}

DL-DPCH-Information-RL-ReconfPrepFDD ::= SEQUENCE {
tFCS TFCS OPTIONAL,
dl-DPCH-SlotFormat DL-DPCH-SlotFormat OPTIONAL,
tFCI-SignallingMode TFCI-SignallingMode OPTIONAL,
tFCI-Presence TFCI-Presence OPTIONAL,
-- This IE is only present if the DL DPCH Slot Format is equal to any of the value from 12 to 16
multiplexingPosition MultiplexingPosition OPTIONAL,
pDSCH-CodeMapping PDSCH-CodeMapping OPTIONAL,
pDSCH-RL-ID RL-ID OPTIONAL,
limitedPowerIncrease LimitedPowerIncrease OPTIONAL,
iE-Extensions ProtocolExtensionContainer { { DL-DPCH-Information-RL-ReconfPrepFDD-ExtIEs } } OPTIONAL,
...
}

```

```

DL-DPCH-Information-RL-ReconfPrepFDD-ExtIEs  NBAP-PROTOCOL-EXTENSION ::= {
  ...
}

DCH-DeleteList-RL-ReconfPrepFDD ::= SEQUENCE (SIZE (1..maxNrOfDCHs)) OF DCH-DeleteItem-RL-ReconfPrepFDD

DCH-DeleteItem-RL-ReconfPrepFDD ::= SEQUENCE {
  dCH-ID                DCH-ID,
  iE-Extensions        ProtocolExtensionContainer { { DCH-DeleteItem-RL-ReconfPrepFDD-ExtIEs} }  OPTIONAL,
  ...
}

DCH-DeleteItem-RL-ReconfPrepFDD-ExtIEs  NBAP-PROTOCOL-EXTENSION ::= {
  ...
}

DSCH-ModifyList-RL-ReconfPrepFDD ::= SEQUENCE (SIZE (1..maxNrOfDSCHs)) OF ProtocolIE-Single-Container {{DSCH-ModifyItemIE-RL-ReconfPrepFDD }}

DSCH-ModifyItemIE-RL-ReconfPrepFDD NBAP-PROTOCOL-IES ::= {
  { ID      id-DSCH-ModifyItem-RL-ReconfPrepFDD      CRITICALITY reject      TYPE      DSCH-ModifyItem-RL-ReconfPrepFDD      PRESENCE mandatory}
}

DSCH-ModifyItem-RL-ReconfPrepFDD ::= SEQUENCE {
  dSCH-ID                DSCH-ID,
  dl-TransportFormatSet  TransportFormatSet      OPTIONAL,
  allocationRetentionPriority  AllocationRetentionPriority  OPTIONAL,
  frameHandlingPriority      FrameHandlingPriority      OPTIONAL,
  toAWS                    ToAWS                    OPTIONAL,
  toAWE                     ToAWE                     OPTIONAL,
  transportBearerRequestIndicator  TransportBearerRequestIndicator,
  iE-Extensions          ProtocolExtensionContainer { { DSCH-ModifyItem-RL-ReconfPrepFDD-ExtIEs} }  OPTIONAL,
  ...
}

DSCH-ModifyItem-RL-ReconfPrepFDD-ExtIEs  NBAP-PROTOCOL-EXTENSION ::= {
  ...
}

DSCH-DeleteList-RL-ReconfPrepFDD ::= SEQUENCE (SIZE (1..maxNrOfDSCHs)) OF ProtocolIE-Single-Container {{DSCH-DeleteItemIE-RL-ReconfPrepFDD }}

DSCH-DeleteItemIE-RL-ReconfPrepFDD NBAP-PROTOCOL-IES ::= {
  { ID      id-DSCH-DeleteItem-RL-ReconfPrepFDD      CRITICALITY reject      TYPE      DSCH-DeleteItem-RL-ReconfPrepFDD      PRESENCE mandatory}
}

DSCH-DeleteItem-RL-ReconfPrepFDD ::= SEQUENCE {
  dSCH-ID                DSCH-ID,
  iE-Extensions          ProtocolExtensionContainer { { DSCH-DeleteItem-RL-ReconfPrepFDD-ExtIEs} }  OPTIONAL,
  ...
}

DSCH-DeleteItem-RL-ReconfPrepFDD-ExtIEs  NBAP-PROTOCOL-EXTENSION ::= {
  ...
}

```

```

}

TFCI2-BearerSpecificInformation-RL-ReconfPrepFDD ::= CHOICE {
    addOrModify      AddOrModify-TFCI2-RL-ReconfPrepFDD,
    delete           NULL
}

AddOrModify-TFCI2-RL-ReconfPrepFDD ::= SEQUENCE {
    toAWS            ToAWS,
    toAWE            ToAWE,
    iE-Extensions   ProtocolExtensionContainer { { AddOrModify-TFCI2-RL-ReconfPrepFDD-ExtIEs } } OPTIONAL,
    ...
}

AddOrModify-TFCI2-RL-ReconfPrepFDD-ExtIEs NBAP-PROTOCOL-EXTENSION ::= {
    ...
}

RL-InformationList-RL-ReconfPrepFDD ::= SEQUENCE (SIZE (1..maxNrOfRLs)) OF ProtocolIE-Single-Container {{ RL-InformationItemIE-RL-ReconfPrepFDD }}

RL-InformationItemIE-RL-ReconfPrepFDD NBAP-PROTOCOL-IES ::= {
    { ID      id-RL-InformationItem-RL-ReconfPrepFDD      CRITICALITY    reject          TYPE RL-InformationItem-RL-ReconfPrepFDD      PRESENCE
    mandatory}
}

RL-InformationItem-RL-ReconfPrepFDD ::= SEQUENCE {
    rL-ID           RL-ID,
    dl-CodeInformation FDD-DL-CodeInformation OPTIONAL,
    maxDL-Power     DL-Power OPTIONAL,
    minDL-Power     DL-Power OPTIONAL,
    sSDT-Indication SSDT-Indication OPTIONAL,
    sSDT-Cell-Identity SSDT-Cell-Identity OPTIONAL,
    -- The IE may be present if the SSDT Indication is set to SSDT Active in the UE
    transmitDiversityIndicator TransmitDiversityIndicator OPTIONAL,
    -- This IE is present if Diversity Mode IE in UL DPCH Information group is present, unless it is equal to "none"
    iE-Extensions   ProtocolExtensionContainer { { RL-InformationItem-RL-ReconfPrepFDD-ExtIEs } } OPTIONAL,
    ...
}

RL-InformationItem-RL-ReconfPrepFDD-ExtIEs NBAP-PROTOCOL-EXTENSION ::= {
    ...
}

-- *****
--
-- RADIO LINK RECONFIGURATION PREPARE TDD
--
-- *****

RadioLinkReconfigurationPrepareTDD ::= SEQUENCE {
    protocolIEs      ProtocolIE-Container {{RadioLinkReconfigurationPrepareTDD-IEs}},
    protocolExtensions ProtocolExtensionContainer {{RadioLinkReconfigurationPrepareTDD-Extensions}} OPTIONAL,
    ...
}

```

```

}

RadioLinkReconfigurationPrepareTDD-IEs NBAP-PROTOCOL-IES ::= {
  { ID id-NodeB-CommunicationContextID
    PRESENCE mandatory } |
  { ID id-UL-CCTrCH-InformationAddList-RL-ReconfPrepTDD
    PRESENCE optional } |
  { ID id-UL-CCTrCH-InformationModifyList-RL-ReconfPrepTDD
    PRESENCE optional } |
  { ID id-UL-CCTrCH-InformationDeleteList-RL-ReconfPrepTDD
    PRESENCE optional } |
  { ID id-DL-CCTrCH-InformationAddList-RL-ReconfPrepTDD
    PRESENCE optional } |
  { ID id-DL-CCTrCH-InformationModifyList-RL-ReconfPrepTDD
    PRESENCE optional } |
  { ID id-DL-CCTrCH-InformationDeleteList-RL-ReconfPrepTDD
    PRESENCE optional } |
  { ID id-TDD-DCHs-to-Modify
    CRITICALITY reject
    TYPE TDD-DCHs-to-Modify
    PRESENCE optional } |
  { ID id-DCHs-to-Add-TDD
    CRITICALITY reject
    TYPE DCH-TDD-Information
    PRESENCE optional } |
  { ID id-DCH-DeleteList-RL-ReconfPrepTDD
    PRESENCE optional
    CRITICALITY reject
    TYPE DCH-DeleteList-RL-ReconfPrepTDD } |
  { ID id-DSCH-Information-ModifyList-RL-ReconfPrepTDD
    PRESENCE optional
    CRITICALITY reject
    TYPE DSCH-TDD-Information
    PRESENCE optional } |
  { ID id-DSCH-Information-DeleteList-RL-ReconfPrepTDD
    PRESENCE optional
    CRITICALITY reject
    TYPE DSCH-Information-DeleteList-RL-ReconfPrepTDD } |
  { ID id-USCH-Information-ModifyList-RL-ReconfPrepTDD
    PRESENCE optional
    CRITICALITY reject
    TYPE USCH-Information-ModifyList-RL-ReconfPrepTDD } |
  { ID id-USCH-Information-Add
    CRITICALITY reject
    TYPE USCH-Information
    PRESENCE optional } |
  { ID id-USCH-Information-DeleteList-RL-ReconfPrepTDD
    PRESENCE optional
    CRITICALITY reject
    TYPE USCH-Information-DeleteList-RL-ReconfPrepTDD } |
  { ID id-RL-Information-RL-ReconfPrepTDD
    PRESENCE optional
    CRITICALITY reject
    TYPE RL-Information-RL-ReconfPrepTDD }
  ...
}

RadioLinkReconfigurationPrepareTDD-Extensions NBAP-PROTOCOL-EXTENSION ::= {
  ...
}

UL-CCTrCH-InformationAddList-RL-ReconfPrepTDD ::= SEQUENCE (SIZE (1..maxNrOfCCTrCHs)) OF UL-CCTrCH-InformationAddItem-RL-ReconfPrepTDD

UL-CCTrCH-InformationAddItem-RL-ReconfPrepTDD ::= SEQUENCE {
  cCTrCH-ID
  tFCS
  tFCI-Coding
  punctureLimit
  ul-DPCH-InformationList
  iE-Extensions
  ...
  CCTrCH-ID,
  TFCS,
  TFCI-Coding,
  PunctureLimit,
  UL-DPCH-InformationAddList-RL-ReconfPrepTDD OPTIONAL,
  ProtocolExtensionContainer { { UL-CCTrCH-InformationAddItem-RL-ReconfPrepTDD-ExtIEs } } OPTIONAL,
  ...
}

```

```

UL-CCTrCH-InformationAddItem-RL-ReconfPrepTDD-ExtIEs  NBAP-PROTOCOL-EXTENSION ::= {
  ...
}

UL-DPCH-InformationAddList-RL-ReconfPrepTDD ::= ProtocolIE-Single-Container {{ UL-DPCH-InformationAddListIEs-RL-ReconfPrepTDD }}

UL-DPCH-InformationAddListIEs-RL-ReconfPrepTDD NBAP-PROTOCOL-IES ::= {
  { ID id-UL-DPCH-InformationAddListIE-RL-ReconfPrepTDD  CRITICALITY reject          TYPE UL-DPCH-InformationAddItem-RL-ReconfPrepTDD          PRESENCE
mandatory }
}

UL-DPCH-InformationAddItem-RL-ReconfPrepTDD ::= SEQUENCE {
  repetitionPeriod          RepetitionPeriod,
  repetitionLength          RepetitionLength,
  tdd-DPCHOffset           TDD-DPCHOffset,
  uL-Timeslot-Information   UL-Timeslot-Information,
  iE-Extensions            ProtocolExtensionContainer { { UL-DPCH-InformationAddItem-RL-ReconfPrepTDD-ExtIEs} }  OPTIONAL,
  ...
}

UL-DPCH-InformationAddItem-RL-ReconfPrepTDD-ExtIEs  NBAP-PROTOCOL-EXTENSION ::= {
  ...
}

UL-CCTrCH-InformationModifyList-RL-ReconfPrepTDD ::= SEQUENCE (SIZE (1..maxNrOfCCTrCHs)) OF UL-CCTrCH-InformationModifyItem-RL-ReconfPrepTDD

UL-CCTrCH-InformationModifyItem-RL-ReconfPrepTDD ::= SEQUENCE {
  cCtRch-ID                CCTrCH-ID,
  tFCS                     TFCS                                OPTIONAL,
  tFCI-Coding              TFCI-Coding                        OPTIONAL,
  punctureLimit            PunctureLimit                    OPTIONAL,
  ul-DPCH-InformationAddList  UL-DPCH-InformationModify-AddList-RL-ReconfPrepTDD  OPTIONAL,
  ul-DPCH-InformationModifyList  UL-DPCH-InformationModify-ModifyList-RL-ReconfPrepTDD  OPTIONAL,
  ul-DPCH-InformationDeleteList  UL-DPCH-InformationModify-DeleteList-RL-ReconfPrepTDD  OPTIONAL,
  iE-Extensions            ProtocolExtensionContainer { { UL-CCTrCH-InformationModifyItem-RL-ReconfPrepTDD-ExtIEs} }
OPTIONAL,
  ...
}

UL-CCTrCH-InformationModifyItem-RL-ReconfPrepTDD-ExtIEs  NBAP-PROTOCOL-EXTENSION ::= {
  ...
}

UL-DPCH-InformationModify-AddList-RL-ReconfPrepTDD ::= ProtocolIE-Single-Container {{ UL-DPCH-InformationModify-AddListIEs-RL-ReconfPrepTDD }}

UL-DPCH-InformationModify-AddListIEs-RL-ReconfPrepTDD NBAP-PROTOCOL-IES ::= {
  { ID id-UL-DPCH-InformationModify-AddListIE-RL-ReconfPrepTDD  CRITICALITY reject          TYPE UL-DPCH-InformationModify-AddItem-RL-ReconfPrepTDD
PRESENCE mandatory }
}

UL-DPCH-InformationModify-AddItem-RL-ReconfPrepTDD ::= SEQUENCE {
  repetitionPeriod          RepetitionPeriod,

```



```

    repetitionLength          RepetitionLength,
    tdd-DPCHOffset           TDD-DPCHOffset,
    uL-Timeslot-Information  UL-Timeslot-Information,
    iE-Extensions           ProtocolExtensionContainer { { UL-DPCH-InformationModify-AddItem-RL-ReconfPrepTDD-ExtIEs} }
    OPTIONAL,
    ...
}

UL-DPCH-InformationModify-AddItem-RL-ReconfPrepTDD-ExtIEs  NBAP-PROTOCOL-EXTENSION ::= {
    ...
}

UL-DPCH-InformationModify-ModifyList-RL-ReconfPrepTDD ::= ProtocolIE-Single-Container { { UL-DPCH-InformationModify-ModifyListIEs-RL-ReconfPrepTDD } }

UL-DPCH-InformationModify-ModifyListIEs-RL-ReconfPrepTDD NBAP-PROTOCOL-IES ::= {
    { ID id-UL-DPCH-InformationModify-ModifyListIE-RL-ReconfPrepTDD  CRITICALITY reject      TYPE UL-DPCH-InformationModify-ModifyItem-RL-
ReconfPrepTDD      PRESENCE mandatory }
}

UL-DPCH-InformationModify-ModifyItem-RL-ReconfPrepTDD ::= SEQUENCE {
    repetitionPeriod          RepetitionPeriod      OPTIONAL,
    repetitionLength         RepetitionLength      OPTIONAL,
    tdd-DPCHOffset           TDD-DPCHOffset        OPTIONAL,
    uL-Timeslot-InformationModify-ModifyList-RL-ReconfPrepTDD  UL-Timeslot-InformationModify-ModifyList-RL-ReconfPrepTDD      OPTIONAL,
    iE-Extensions           ProtocolExtensionContainer { { UL-DPCH-InformationModify-ModifyItem-RL-ReconfPrepTDD-ExtIEs} }
    OPTIONAL,
    ...
}

UL-DPCH-InformationModify-ModifyItem-RL-ReconfPrepTDD-ExtIEs  NBAP-PROTOCOL-EXTENSION ::= {
    ...
}

UL-Timeslot-InformationModify-ModifyList-RL-ReconfPrepTDD ::= SEQUENCE (SIZE (1..maxNrOfULTSs)) OF UL-Timeslot-InformationModify-ModifyItem-RL-
ReconfPrepTDD

UL-Timeslot-InformationModify-ModifyItem-RL-ReconfPrepTDD ::= SEQUENCE {
    timeSlot                 TimeSlot,
    midambleShiftAndBurstType  MidambleShiftAndBurstType      OPTIONAL,
    tFCI-Presence             TFCI-Presence      OPTIONAL,
    uL-Code-InformationModify-ModifyList-RL-ReconfPrepTDD  UL-Code-InformationModify-ModifyList-RL-ReconfPrepTDD      OPTIONAL,
    iE-Extensions           ProtocolExtensionContainer { { UL-Timeslot-InformationModify-ModifyItem-RL-ReconfPrepTDD-ExtIEs} }
    OPTIONAL,
    ...
}

UL-Timeslot-InformationModify-ModifyItem-RL-ReconfPrepTDD-ExtIEs  NBAP-PROTOCOL-EXTENSION ::= {
    ...
}

UL-Code-InformationModify-ModifyList-RL-ReconfPrepTDD ::= SEQUENCE (SIZE (1..maxNrOfDPCHs)) OF UL-Code-InformationModify-ModifyItem-RL-ReconfPrepTDD

UL-Code-InformationModify-ModifyItem-RL-ReconfPrepTDD ::= SEQUENCE {

```

```

dPCH-ID
tdd-ChannelisationCode
iE-Extensions
OPTIONAL,
...
}

UL-Code-InformationModify-ModifyItem-RL-ReconfPrepTDD-ExtIEs NBAP-PROTOCOL-EXTENSION ::= {
...
}

UL-DPCH-InformationModify-DeleteList-RL-ReconfPrepTDD ::= ProtocolIE-Single-Container {{ UL-DPCH-InformationModify-DeleteListIEs-RL-ReconfPrepTDD }}

UL-DPCH-InformationModify-DeleteListIEs-RL-ReconfPrepTDD NBAP-PROTOCOL-IES ::= {
{ ID id-UL-DPCH-InformationModify-DeleteListIE-RL-ReconfPrepTDD CRITICALITY reject TYPE UL-DPCH-InformationModify-DeleteListIE-RL-
ReconfPrepTDD PRESENCE mandatory }
}

UL-DPCH-InformationModify-DeleteListIE-RL-ReconfPrepTDD ::= SEQUENCE (SIZE (1..maxNrOfDPCHs)) OF UL-DPCH-InformationModify-DeleteItem-RL-
ReconfPrepTDD

UL-DPCH-InformationModify-DeleteItem-RL-ReconfPrepTDD ::= SEQUENCE {
dPCH-ID DPCH-ID,
iE-Extensions ProtocolExtensionContainer { { UL-DPCH-InformationModify-DeleteItem-RL-ReconfPrepTDD-ExtIEs} }
OPTIONAL,
...
}

UL-DPCH-InformationModify-DeleteItem-RL-ReconfPrepTDD-ExtIEs NBAP-PROTOCOL-EXTENSION ::= {
...
}

UL-CCTrCH-InformationDeleteList-RL-ReconfPrepTDD ::= SEQUENCE (SIZE (1..maxNrOfCCTrCHs)) OF UL-CCTrCH-InformationDeleteItem-RL-ReconfPrepTDD

UL-CCTrCH-InformationDeleteItem-RL-ReconfPrepTDD ::= SEQUENCE {
cCtRch-ID CCTrCH-ID,
iE-Extensions ProtocolExtensionContainer { { UL-CCTrCH-InformationDeleteItem-RL-ReconfPrepTDD-ExtIEs} }
OPTIONAL,
...
}

UL-CCTrCH-InformationDeleteItem-RL-ReconfPrepTDD-ExtIEs NBAP-PROTOCOL-EXTENSION ::= {
...
}

DL-CCTrCH-InformationAddList-RL-ReconfPrepTDD ::= SEQUENCE (SIZE (1..maxNrOfCCTrCHs)) OF DL-CCTrCH-InformationAddItem-RL-ReconfPrepTDD

DL-CCTrCH-InformationAddItem-RL-ReconfPrepTDD ::= SEQUENCE {
cCtRch-ID CCTrCH-ID,
tFCS TFCS,
tFCI-Coding TFCI-Coding,
punctureLimit PunctureLimit,
cCtRch-TPCList CCTrCH-TPCAddList-RL-ReconfPrepTDD OPTIONAL,

```

```

dl-DPCH-InformationList
iE-Extensions
OPTIONAL,
...
}

DL-CCTrCH-InformationAddItem-RL-ReconfPrepTDD-ExtIEs NBAP-PROTOCOL-EXTENSION ::= {
...
}

CCTrCH-TPCAddList-RL-ReconfPrepTDD ::= SEQUENCE (SIZE (1..maxNrOfCCTrCHs)) OF CCTrCH-TPCAddItem-RL-ReconfPrepTDD

CCTrCH-TPCAddItem-RL-ReconfPrepTDD ::= SEQUENCE {
cCTrCH-ID CCTrCH-ID,
iE-Extensions ProtocolExtensionContainer { { CCTrCH-TPCAddItem-RL-ReconfPrepTDD-ExtIEs } } OPTIONAL,
...
}

CCTrCH-TPCAddItem-RL-ReconfPrepTDD-ExtIEs NBAP-PROTOCOL-EXTENSION ::= {
...
}

DL-DPCH-InformationAddList-RL-ReconfPrepTDD ::= ProtocolIE-Single-Container { { DL-DPCH-InformationAddListIEs-RL-ReconfPrepTDD } }

DL-DPCH-InformationAddListIEs-RL-ReconfPrepTDD NBAP-PROTOCOL-IES ::= {
{ ID id-DL-DPCH-InformationAddListIE-RL-ReconfPrepTDD CRITICALITY reject TYPE DL-DPCH-InformationAddItem-RL-ReconfPrepTDD PRESENCE
mandatory }
}

DL-DPCH-InformationAddItem-RL-ReconfPrepTDD ::= SEQUENCE {
repetitionPeriod RepetitionPeriod,
repetitionLength RepetitionLength,
tdd-DPCHOffset TDD-DPCHOffset,
dl-Timeslot-Information DL-Timeslot-Information,
iE-Extensions ProtocolExtensionContainer { { DL-DPCH-InformationAddItem-RL-ReconfPrepTDD-ExtIEs } } OPTIONAL,
...
}

DL-DPCH-InformationAddItem-RL-ReconfPrepTDD-ExtIEs NBAP-PROTOCOL-EXTENSION ::= {
...
}

DL-CCTrCH-InformationModifyList-RL-ReconfPrepTDD ::= SEQUENCE (SIZE (1..maxNrOfCCTrCHs)) OF DL-CCTrCH-InformationModifyItem-RL-ReconfPrepTDD

DL-CCTrCH-InformationModifyItem-RL-ReconfPrepTDD ::= SEQUENCE {
cCTrCH-ID CCTrCH-ID,
tFCS TFCS OPTIONAL,
tFCI-Coding TFCI-Coding OPTIONAL,
punctureLimit PunctureLimit OPTIONAL,
cCTrCH-TPCList CCTrCH-TPCModifyList-RL-ReconfPrepTDD OPTIONAL,
dl-DPCH-InformationAddList DL-DPCH-InformationModify-AddList-RL-ReconfPrepTDD OPTIONAL,
dl-DPCH-InformationModifyList DL-DPCH-InformationModify-ModifyList-RL-ReconfPrepTDD OPTIONAL,
dl-DPCH-InformationDeleteList DL-DPCH-InformationModify-DeleteList-RL-ReconfPrepTDD OPTIONAL,
}

```

```

    iE-Extensions
    OPTIONAL,
    ...
}

DL-CCTrCH-InformationModifyItem-RL-ReconfPrepTDD-ExtIEs  NBAP-PROTOCOL-EXTENSION ::= {
    ...
}

CCTrCH-TPCModifyList-RL-ReconfPrepTDD ::= SEQUENCE (SIZE (1..maxNrOfCCTrCHs)) OF CCTrCH-TPCModifyItem-RL-ReconfPrepTDD

CCTrCH-TPCModifyItem-RL-ReconfPrepTDD ::= SEQUENCE {
    cCCTrCH-ID          CCTrCH-ID,
    iE-Extensions      ProtocolExtensionContainer { { CCTrCH-TPCModifyItem-RL-ReconfPrepTDD-ExtIEs } } OPTIONAL,
    ...
}

CCTrCH-TPCModifyItem-RL-ReconfPrepTDD-ExtIEs  NBAP-PROTOCOL-EXTENSION ::= {
    ...
}

DL-DPCH-InformationModify-AddList-RL-ReconfPrepTDD ::= ProtocolIE-Single-Container { { DL-DPCH-InformationModify-AddListIEs-RL-ReconfPrepTDD } }

DL-DPCH-InformationModify-AddListIEs-RL-ReconfPrepTDD NBAP-PROTOCOL-IES ::= {
    { ID id-DL-DPCH-InformationModify-AddListIE-RL-ReconfPrepTDD  CRITICALITY reject          TYPE DL-DPCH-InformationModify-AddItem-RL-ReconfPrepTDD
    PRESENCE mandatory }
}

DL-DPCH-InformationModify-AddItem-RL-ReconfPrepTDD ::= SEQUENCE {
    repetitionPeriod      RepetitionPeriod,
    repetitionLength      RepetitionLength,
    tdd-DPCHOffset        TDD-DPCHOffset,
    dL-Timeslot-Information DL-Timeslot-Information,
    iE-Extensions         ProtocolExtensionContainer { { DL-DPCH-InformationModify-AddItem-RL-ReconfPrepTDD-ExtIEs } }
    OPTIONAL,
    ...
}

DL-DPCH-InformationModify-AddItem-RL-ReconfPrepTDD-ExtIEs  NBAP-PROTOCOL-EXTENSION ::= {
    ...
}

DL-DPCH-InformationModify-ModifyList-RL-ReconfPrepTDD ::= ProtocolIE-Single-Container { { DL-DPCH-InformationModify-ModifyListIEs-RL-ReconfPrepTDD } }

DL-DPCH-InformationModify-ModifyListIEs-RL-ReconfPrepTDD NBAP-PROTOCOL-IES ::= {
    { ID id-DL-DPCH-InformationModify-ModifyListIE-RL-ReconfPrepTDD  CRITICALITY reject          TYPE DL-DPCH-InformationModify-ModifyItem-RL-
    ReconfPrepTDD          PRESENCE mandatory }
}

DL-DPCH-InformationModify-ModifyItem-RL-ReconfPrepTDD ::= SEQUENCE {
    repetitionPeriod      RepetitionPeriod          OPTIONAL,
    repetitionLength      RepetitionLength          OPTIONAL,
    tdd-DPCHOffset        TDD-DPCHOffset          OPTIONAL,

```

```

DL-Timeslot-InformationAddModify-ModifyList-RL-ReconfPrepTDD DL-Timeslot-InformationModify-ModifyList-RL-ReconfPrepTDD OPTIONAL,
iE-Extensions ProtocolExtensionContainer { { DL-DPCH-InformationModify-ModifyItem-RL-ReconfPrepTDD-ExtIEs } }
OPTIONAL,
...
}

DL-DPCH-InformationModify-ModifyItem-RL-ReconfPrepTDD-ExtIEs NBAP-PROTOCOL-EXTENSION ::= {
...
}

DL-Timeslot-InformationModify-ModifyList-RL-ReconfPrepTDD ::= SEQUENCE (SIZE (1..maxNrOfDLTSS)) OF DL-Timeslot-InformationModify-ModifyItem-RL-
ReconfPrepTDD

DL-Timeslot-InformationModify-ModifyItem-RL-ReconfPrepTDD ::= SEQUENCE {
timeSlot TimeSlot,
midambleShiftAndBurstType MidambleShiftAndBurstType OPTIONAL,
tFCI-Presence TFCI-Presence OPTIONAL,
dL-Code-InformationModify-ModifyList-RL-ReconfPrepTDD DL-Code-InformationModify-ModifyList-RL-ReconfPrepTDD OPTIONAL,
iE-Extensions ProtocolExtensionContainer { { DL-Timeslot-InformationModify-ModifyItem-RL-ReconfPrepTDD-ExtIEs } }
OPTIONAL,
...
}

DL-Timeslot-InformationModify-ModifyItem-RL-ReconfPrepTDD-ExtIEs NBAP-PROTOCOL-EXTENSION ::= {
...
}

DL-Code-InformationModify-ModifyList-RL-ReconfPrepTDD ::= SEQUENCE (SIZE (0..maxNrOfDPCHs)) OF DL-Code-InformationModify-ModifyItem-RL-ReconfPrepTDD

DL-Code-InformationModify-ModifyItem-RL-ReconfPrepTDD ::= SEQUENCE {
dPCH-ID DPCH-ID,
tdd-ChannelisationCode TDD-ChannelisationCode OPTIONAL,
iE-Extensions ProtocolExtensionContainer { { DL-Code-InformationModify-ModifyItem-RL-ReconfPrepTDD-ExtIEs } }
OPTIONAL,
...
}

DL-Code-InformationModify-ModifyItem-RL-ReconfPrepTDD-ExtIEs NBAP-PROTOCOL-EXTENSION ::= {
...
}

DL-DPCH-InformationModify-DeleteList-RL-ReconfPrepTDD ::= ProtocolIE-Single-Container { { DL-DPCH-InformationModify-DeleteListIEs-RL-ReconfPrepTDD } }

DL-DPCH-InformationModify-DeleteListIEs-RL-ReconfPrepTDD NBAP-PROTOCOL-IES ::= {
{ ID id-DL-DPCH-InformationModify-DeleteListIE-RL-ReconfPrepTDD CRITICALITY reject TYPE DL-DPCH-InformationModify-DeleteListIE-RL-
ReconfPrepTDD PRESENCE mandatory }
}

DL-DPCH-InformationModify-DeleteListIE-RL-ReconfPrepTDD ::= SEQUENCE (SIZE (1..maxNrOfDPCHs)) OF DL-DPCH-InformationModify-DeleteItem-RL-
ReconfPrepTDD

DL-DPCH-InformationModify-DeleteItem-RL-ReconfPrepTDD ::= SEQUENCE {
dPCH-ID DPCH-ID,

```

```

    iE-Extensions
    OPTIONAL,
    ...
}

DL-DPCH-InformationModify-DeleteItem-RL-ReconfPrepTDD-ExtIEs  NBAP-PROTOCOL-EXTENSION ::= {
    ...
}

DL-CCTrCH-InformationDeleteList-RL-ReconfPrepTDD ::= SEQUENCE (SIZE (1..maxNrOfCCTrCHs)) OF DL-CCTrCH-InformationDeleteItem-RL-ReconfPrepTDD

DL-CCTrCH-InformationDeleteItem-RL-ReconfPrepTDD ::= SEQUENCE {
    cCTrCH-ID                CCTrCH-ID,
    iE-Extensions            ProtocolExtensionContainer { { DL-CCTrCH-InformationDeleteItem-RL-ReconfPrepTDD-ExtIEs} }
    OPTIONAL,
    ...
}

DL-CCTrCH-InformationDeleteItem-RL-ReconfPrepTDD-ExtIEs  NBAP-PROTOCOL-EXTENSION ::= {
    ...
}

DCH-DeleteList-RL-ReconfPrepTDD ::= SEQUENCE (SIZE (1..maxNrOfDCHs)) OF DCH-DeleteItem-RL-ReconfPrepTDD

DCH-DeleteItem-RL-ReconfPrepTDD ::= SEQUENCE {
    dCH-ID                    DCH-ID,
    iE-Extensions            ProtocolExtensionContainer { { DCH-DeleteItem-RL-ReconfPrepTDD-ExtIEs} }
    OPTIONAL,
    ...
}

DCH-DeleteItem-RL-ReconfPrepTDD-ExtIEs  NBAP-PROTOCOL-EXTENSION ::= {
    ...
}

DSCH-Information-ModifyList-RL-ReconfPrepTDD ::= SEQUENCE (SIZE (1..maxNrOfDSCHs)) OF DSCH-Information-ModifyItem-RL-ReconfPrepTDD

DSCH-Information-ModifyItem-RL-ReconfPrepTDD ::= SEQUENCE {
    dSCH-ID                    DSCH-ID,
    cCTrCH-ID                  CCTrCH-ID
    transportFormatSet         OPTIONAL,
    allocationRetentionPriority AllocationRetentionPriority OPTIONAL,
    frameHandlingPriority      FrameHandlingPriority   OPTIONAL,
    toAWS                       ToAWS
    toAWE                        ToAWE
    transportBearerRequestIndicator TransportBearerRequestIndicator,
    iE-Extensions            ProtocolExtensionContainer { { DSCH-Information-ModifyItem-RL-ReconfPrepTDD-ExtIEs} }
    OPTIONAL,
    ...
}

DSCH-Information-ModifyItem-RL-ReconfPrepTDD-ExtIEs  NBAP-PROTOCOL-EXTENSION ::= {
    ...
}

```

```

DSCH-Information-DeleteList-RL-ReconfPrepTDD ::= SEQUENCE (SIZE (1..maxNrOfDSCHs)) OF DSCH-Information-DeleteItem-RL-ReconfPrepTDD

DSCH-Information-DeleteItem-RL-ReconfPrepTDD ::= SEQUENCE {
    dSCH-ID                DSCH-ID,
    iE-Extensions          ProtocolExtensionContainer { { DSCH-Information-DeleteItem-RL-ReconfPrepTDD-ExtIEs } } OPTIONAL,
    ...
}

DSCH-Information-DeleteItem-RL-ReconfPrepTDD-ExtIEs NBAP-PROTOCOL-EXTENSION ::= {
    ...
}

USCH-Information-ModifyList-RL-ReconfPrepTDD ::= SEQUENCE (SIZE (1..maxNrOfUSCHs)) OF USCH-Information-ModifyItem-RL-ReconfPrepTDD

USCH-Information-ModifyItem-RL-ReconfPrepTDD ::= SEQUENCE {
    uSCH-ID                USCH-ID,
    transportFormatSet     TransportFormatSet OPTIONAL,
    allocationRetentionPriority AllocationRetentionPriority OPTIONAL,
    cCTrCH-ID              CCTrCH-ID OPTIONAL,
    transportBearerRequestIndicator TransportBearerRequestIndicator,
    iE-Extensions          ProtocolExtensionContainer { { USCH-Information-ModifyItem-RL-ReconfPrepTDD-ExtIEs } } OPTIONAL,
    ...
}

USCH-Information-ModifyItem-RL-ReconfPrepTDD-ExtIEs NBAP-PROTOCOL-EXTENSION ::= {
    ...
}

USCH-Information-DeleteList-RL-ReconfPrepTDD ::= SEQUENCE (SIZE (1..maxNrOfUSCHs)) OF USCH-Information-DeleteItem-RL-ReconfPrepTDD

USCH-Information-DeleteItem-RL-ReconfPrepTDD ::= SEQUENCE {
    uSCH-ID                USCH-ID,
    iE-Extensions          ProtocolExtensionContainer { { USCH-Information-DeleteItem-RL-ReconfPrepTDD-ExtIEs } } OPTIONAL,
    ...
}

USCH-Information-DeleteItem-RL-ReconfPrepTDD-ExtIEs NBAP-PROTOCOL-EXTENSION ::= {
    ...
}

RL-Information-RL-ReconfPrepTDD ::= SEQUENCE {
    rL-ID                  RL-ID,
    maxDL-Power            DL-Power OPTIONAL,
    minDL-Power            DL-Power OPTIONAL,
    iE-Extensions          ProtocolExtensionContainer { { RL-Information-RL-ReconfPrepTDD-ExtIEs } } OPTIONAL,
    ...
}

RL-Information-RL-ReconfPrepTDD-ExtIEs NBAP-PROTOCOL-EXTENSION ::= {
    ...
}

```

```

-- *****
--
-- RADIO LINK RECONFIGURATION READY
--
-- *****

RadioLinkReconfigurationReady ::= SEQUENCE {
    protocolIEs          ProtocolIE-Container    {{RadioLinkReconfigurationReady-IEs}},
    protocolExtensions   ProtocolExtensionContainer {{RadioLinkReconfigurationReady-Extensions}}    OPTIONAL,
    ...
}

RadioLinkReconfigurationReady-IEs NBAP-PROTOCOL-IES ::= {
    { ID id-CRNC-CommunicationContextID          CRITICALITY ignore TYPE CRNC-CommunicationContextID
    PRESENCE mandatory } |
    { ID id-RL-InformationResponseList-RL-ReconfReady CRITICALITY ignore TYPE RL-InformationResponseList-RL-ReconfReady
    PRESENCE optional } |
    { ID id-CriticalityDiagnostics              CRITICALITY ignore TYPE CriticalityDiagnostics PRESENCE
    optional },
    ...
}

RadioLinkReconfigurationReady-Extensions NBAP-PROTOCOL-EXTENSION ::= {
    ...
}

RL-InformationResponseList-RL-ReconfReady ::= SEQUENCE (SIZE (1..maxNrOfRLs)) OF ProtocolIE-Single-Container {{ RL-InformationResponseItemIE-RL-ReconfReady}}

RL-InformationResponseItemIE-RL-ReconfReady NBAP-PROTOCOL-IES ::= {
    { ID id-RL-InformationResponseItem-RL-ReconfReady CRITICALITY ignore TYPE RL-InformationResponseItem-RL-ReconfReady
    PRESENCE mandatory}
}

RL-InformationResponseItem-RL-ReconfReady ::= SEQUENCE {
    rL-ID RL-ID,
    dCH-InformationResponseList-RL-ReconfReady DCH-InformationResponseList-RL-ReconfReady OPTIONAL,
    dSCH-InformationResponseList-RL-ReconfReady DSCH-InformationResponseList-RL-ReconfReady OPTIONAL,
    uSCH-InformationResponseList-RL-ReconfReady USCH-InformationResponseList-RL-ReconfReady OPTIONAL,
    tFCI2-BearerInformationResponse TFCl2-BearerInformationResponse OPTIONAL,
    iE-Extensions ProtocolExtensionContainer { { RL-InformationResponseItem-RL-ReconfReady-ExtIEs} } OPTIONAL,
    ...
}

RL-InformationResponseItem-RL-ReconfReady-ExtIEs NBAP-PROTOCOL-EXTENSION ::= {
    ...
}

DCH-InformationResponseList-RL-ReconfReady ::= ProtocolIE-Single-Container {{ DCH-InformationResponseListIEs-RL-ReconfReady }}

DCH-InformationResponseListIEs-RL-ReconfReady NBAP-PROTOCOL-IES ::= {
    { ID id-DCH-InformationResponse CRITICALITY ignore TYPE DCH-InformationResponse PRESENCE mandatory }
}

```



```

DSCH-InformationResponseList-RL-ReconfReady ::= ProtocolIE-Single-Container {{ DSCH-InformationResponseListIEs-RL-ReconfReady }}

DSCH-InformationResponseListIEs-RL-ReconfReady NBAP-PROTOCOL-IES ::= {
  { ID id-DSCH-InformationResponse CRITICALITY ignore TYPE DSCH-InformationResponse PRESENCE mandatory }
}

USCH-InformationResponseList-RL-ReconfReady ::= ProtocolIE-Single-Container {{ USCH-InformationResponseListIEs-RL-ReconfReady }}

USCH-InformationResponseListIEs-RL-ReconfReady NBAP-PROTOCOL-IES ::= {
  { ID id-USCH-InformationResponse CRITICALITY ignore TYPE USCH-InformationResponse PRESENCE mandatory }
}

-- *****
--
-- RADIO LINK RECONFIGURATION FAILURE
--
-- *****

RadioLinkReconfigurationFailure ::= SEQUENCE {
  protocolIEs ProtocolIE-Container {{RadioLinkReconfigurationFailure-IEs}},
  protocolExtensions ProtocolExtensionContainer {{RadioLinkReconfigurationFailure-Extensions}} OPTIONAL,
  ...
}

RadioLinkReconfigurationFailure-IEs NBAP-PROTOCOL-IES ::= {
  { ID id-CRNC-CommunicationContextID CRITICALITY ignore TYPE CRNC-CommunicationContextID PRESENCE mandatory } |
  { ID id-CauseLevel-RL-ReconfFailure CRITICALITY ignore TYPE CauseLevel-RL-ReconfFailure PRESENCE mandatory } |
  { ID id-CriticalityDiagnostics CRITICALITY ignore TYPE CriticalityDiagnostics PRESENCE optional },
  ...
}

RadioLinkReconfigurationFailure-Extensions NBAP-PROTOCOL-EXTENSION ::= {
  ...
}

CauseLevel-RL-ReconfFailure ::= CHOICE {
  generalCause GeneralCauseList-RL-ReconfFailure,
  rLSpecificCause RLSpecificCauseList-RL-ReconfFailure,
  ...
}

GeneralCauseList-RL-ReconfFailure ::= SEQUENCE {
  cause Cause,
  iE-Extensions ProtocolExtensionContainer { { GeneralCauseItem-RL-ReconfFailure-ExtIEs } } OPTIONAL,
  ...
}

GeneralCauseItem-RL-ReconfFailure-ExtIEs NBAP-PROTOCOL-EXTENSION ::= {
  ...
}

```

```

RLSpecificCauseList-RL-ReconfFailure ::= SEQUENCE {
    rL-ReconfigurationFailureList-RL-ReconfFailure    RL-ReconfigurationFailureList-RL-ReconfFailure    OPTIONAL,
    iE-Extensions                                     ProtocolExtensionContainer { { RLSpecificCauseItem-RL-ReconfFailure-ExtIEs} }    OPTIONAL,
    ...
}

RLSpecificCauseItem-RL-ReconfFailure-ExtIEs NBAP-PROTOCOL-EXTENSION ::= {
    ...
}

RL-ReconfigurationFailureList-RL-ReconfFailure ::= SEQUENCE (SIZE (1..maxNrOfRLs)) OF ProtocolIE-Single-Container {{ RL-
ReconfigurationFailureItemIE-RL-ReconfFailure}}

RL-ReconfigurationFailureItemIE-RL-ReconfFailure NBAP-PROTOCOL-IES ::= {
    { ID      id-RL-ReconfigurationFailureItem-RL-ReconfFailure          CRITICALITY    ignore    TYPE    RL-ReconfigurationFailureItem-RL-
ReconfFailure          PRESENCE    mandatory}
}

RL-ReconfigurationFailureItem-RL-ReconfFailure ::= SEQUENCE {
    rL-ID                RL-ID,
    cause                Cause,
    iE-Extensions        ProtocolExtensionContainer { { RL-ReconfigurationFailureItem-RL-ReconfFailure-ExtIEs} }
    OPTIONAL,
    ...
}

RL-ReconfigurationFailureItem-RL-ReconfFailure-ExtIEs NBAP-PROTOCOL-EXTENSION ::= {
    ...
}

-- *****
--
-- RADIO LINK RECONFIGURATION COMMIT
--
-- *****

RadioLinkReconfigurationCommit ::= SEQUENCE {
    protocolIEs          ProtocolIE-Container    {{RadioLinkReconfigurationCommit-IEs}},
    protocolExtensions   ProtocolExtensionContainer {{RadioLinkReconfigurationCommit-Extensions}}    OPTIONAL,
    ...
}

RadioLinkReconfigurationCommit-IEs NBAP-PROTOCOL-IES ::= {
    { ID      id-NodeB-CommunicationContextID    CRITICALITY    ignore    TYPE    NodeB-CommunicationContextID    PRESENCE mandatory } |
    { ID      id-CFN                            CRITICALITY    ignore    TYPE    CFN                            PRESENCE mandatory } |
    { ID      id-Active-Pattern-Sequence-Information    CRITICALITY    ignore    TYPE    Active-Pattern-Sequence-Information    PRESENCE optional },
    ...
}

RadioLinkReconfigurationCommit-Extensions NBAP-PROTOCOL-EXTENSION ::= {
    ...
}

```

```
-- *****
--
-- RADIO LINK RECONFIGURATION CANCEL
--
-- *****
```

```
RadioLinkReconfigurationCancel ::= SEQUENCE {
  protocolIEs          ProtocolIE-Container  {{RadioLinkReconfigurationCancel-IEs}},
  protocolExtensions  ProtocolExtensionContainer  {{RadioLinkReconfigurationCancel-Extensions}}  OPTIONAL,
  ...
}
```

```
RadioLinkReconfigurationCancel-IEs NBAP-PROTOCOL-IES ::= {
  { ID id-NodeB-CommunicationContextID  CRITICALITY ignore  TYPE  NodeB-CommunicationContextID  PRESENCE mandatory  },
  ...
}
```

```
RadioLinkReconfigurationCancel-Extensions NBAP-PROTOCOL-EXTENSION ::= {
  ...
}
```

```
-- *****
--
-- RADIO LINK RECONFIGURATION REQUEST FDD
--
-- *****
```

```
RadioLinkReconfigurationRequestFDD ::= SEQUENCE {
  protocolIEs          ProtocolIE-Container  {{RadioLinkReconfigurationRequestFDD-IEs}},
  protocolExtensions  ProtocolExtensionContainer  {{RadioLinkReconfigurationRequestFDD-Extensions}}  OPTIONAL,
  ...
}
```

```
RadioLinkReconfigurationRequestFDD-IEs NBAP-PROTOCOL-IES ::= {
  { ID id-NodeB-CommunicationContextID  CRITICALITY  reject  TYPE  NodeB-CommunicationContextID  PRESENCE
  mandatory  } |
  { ID id-UL-DPCH-Information-RL-ReconfRqstFDD  CRITICALITY  reject  TYPE  UL-DPCH-Information-RL-ReconfRqstFDD  PRESENCE
  optional  } |
  { ID id-DL-DPCH-Information-RL-ReconfRqstFDD  CRITICALITY  reject  TYPE  DL-DPCH-Information-RL-ReconfRqstFDD  PRESENCE
  optional  } |
  { ID id-FDD-DCHs-to-Modify  CRITICALITY  reject  TYPE  FDD-DCHs-to-Modify  PRESENCE optional  } |
  { ID id-DCHs-to-Add-FDD  CRITICALITY  reject  TYPE  DCH-FDD-Information  PRESENCE optional  } |
  { ID id-DCH-DeleteList-RL-ReconfRqstFDD  CRITICALITY  reject  TYPE  DCH-DeleteList-RL-ReconfRqstFDD  PRESENCE
  optional  } |
  { ID id-RL-InformationList-RL-ReconfRqstFDD  CRITICALITY  reject  TYPE  RL-InformationList-RL-ReconfRqstFDD  PRESENCE
  optional  } |
  { ID id-Transmission-Gap-Pattern-Sequence-Information  CRITICALITY  reject  TYPE  Transmission-Gap-Pattern-Sequence-Information  PRESENCE
  optional  },
  ...
}
```

```
RadioLinkReconfigurationRequestFDD-Extensions NBAP-PROTOCOL-EXTENSION ::= {
```

```

}
...
}

UL-DPCH-Information-RL-ReconfRqstFDD ::= SEQUENCE {
    ul-TFCS                TFCS                OPTIONAL,
    iE-Extensions          ProtocolExtensionContainer { { UL-DPCH-Information-RL-ReconfRqstFDD-ExtIEs } } OPTIONAL,
    ...
}

UL-DPCH-Information-RL-ReconfRqstFDD-ExtIEs NBAP-PROTOCOL-EXTENSION ::= {
    ...
}

DL-DPCH-Information-RL-ReconfRqstFDD ::= SEQUENCE {
    dl-TFCS                TFCS                OPTIONAL,
    tFCI-SignallingMode    TFCI-SignallingMode    OPTIONAL,
    limitedPowerIncrease   LimitedPowerIncrease    OPTIONAL,
    iE-Extensions          ProtocolExtensionContainer { { DL-DPCH-Information-RL-ReconfRqstFDD-ExtIEs } } OPTIONAL,
    ...
}

DL-DPCH-Information-RL-ReconfRqstFDD-ExtIEs NBAP-PROTOCOL-EXTENSION ::= {
    ...
}

DCH-DeleteList-RL-ReconfRqstFDD ::= SEQUENCE (SIZE (1..maxNrOfDCHs)) OF DCH-DeleteItem-RL-ReconfRqstFDD

DCH-DeleteItem-RL-ReconfRqstFDD ::= SEQUENCE {
    dCH-ID                 DCH-ID,
    iE-Extensions          ProtocolExtensionContainer { { DCH-DeleteItem-RL-ReconfRqstFDD-ExtIEs } } OPTIONAL,
    ...
}

DCH-DeleteItem-RL-ReconfRqstFDD-ExtIEs NBAP-PROTOCOL-EXTENSION ::= {
    ...
}

RL-InformationList-RL-ReconfRqstFDD ::= SEQUENCE (SIZE (1..maxNrOfRLs)) OF ProtocolIE-Single-Container {{ RL-InformationItemIE-RL-ReconfRqstFDD}}

RL-InformationItemIE-RL-ReconfRqstFDD NBAP-PROTOCOL-IES ::= {
    { ID      id-RL-InformationItem-RL-ReconfRqstFDD      CRITICALITY    reject      TYPE RL-InformationItem-RL-ReconfRqstFDD
    PRESENCE  mandatory}
}

RL-InformationItem-RL-ReconfRqstFDD ::= SEQUENCE {
    rL-ID                 RL-ID,
    maxDL-Power           DL-Power                OPTIONAL,
    minDL-Power           DL-Power                OPTIONAL,
    dl-CodeInformation    FDD-DL-CodeInformation    OPTIONAL,
    -- This IE is group present only if Downlink compressed mode method is set to "SF/2'" in the Transmission Gap Pattern Sequence Information IE.
    iE-Extensions          ProtocolExtensionContainer { { RL-InformationItem-RL-ReconfRqstFDD-ExtIEs } } OPTIONAL,
}

```

```

}
...
}
RL-InformationItem-RL-ReconfRqstFDD-ExtIEs NBAP-PROTOCOL-EXTENSION ::= {
...
}
-- *****
--
-- RADIO LINK RECONFIGURATION REQUEST TDD
--
-- *****

RadioLinkReconfigurationRequestTDD ::= SEQUENCE {
    protocolIEs          ProtocolIE-Container    {{RadioLinkReconfigurationRequestTDD-IEs}},
    protocolExtensions   ProtocolExtensionContainer {{RadioLinkReconfigurationRequestTDD-Extensions}}    OPTIONAL,
    ...
}

RadioLinkReconfigurationRequestTDD-IEs NBAP-PROTOCOL-IES ::= {
    { ID      id-NodeB-CommunicationContextID          CRITICALITY    reject          TYPE    NodeB-CommunicationContextID
      PRESENCE mandatory } |
    { ID      id-UL-CCTrCH-InformationModifyList-RL-ReconfRqstTDD          CRITICALITY    notify          TYPE    UL-CCTrCH-InformationModifyList-RL-
ReconfRqstTDD          PRESENCE optional } |
    { ID      id-UL-CCTrCH-InformationDeleteList-RL-ReconfRqstTDD          CRITICALITY    notify          TYPE    UL-CCTrCH-InformationDeleteList-RL-
ReconfRqstTDD          PRESENCE optional } |
    { ID      id-DL-CCTrCH-InformationModifyList-RL-ReconfRqstTDD          CRITICALITY    notify          TYPE    DL-CCTrCH-InformationModifyList-RL-
ReconfRqstTDD          PRESENCE optional } |
    { ID      id-DL-CCTrCH-InformationDeleteList-RL-ReconfRqstTDD          CRITICALITY    notify          TYPE    DL-CCTrCH-InformationDeleteList-RL-
ReconfRqstTDD          PRESENCE optional } |
    { ID      id-TDD-DCHs-to-Modify          CRITICALITY    reject          TYPE    TDD-DCHs-to-Modify          PRESENCE optional } |
      { ID      id-DCHs-to-Add-TDD          CRITICALITY    reject          TYPE    DCH-TDD-Information          PRESENCE optional
    } |
    { ID      id-DCH-DeleteList-RL-ReconfRqstTDD          CRITICALITY    reject          TYPE    DCH-DeleteList-RL-ReconfRqstTDD
      PRESENCE optional } |
    { ID      id-RL-Information-RL-ReconfRqstTDD          CRITICALITY    ignore          TYPE    RL-Information-RL-ReconfRqstTDD
      PRESENCE optional },
    ...
}

RadioLinkReconfigurationRequestTDD-Extensions NBAP-PROTOCOL-EXTENSION ::= {
...
}

UL-CCTrCH-InformationModifyList-RL-ReconfRqstTDD ::= SEQUENCE (SIZE (1..maxNrOfCCTrCHs)) OF ProtocolIE-Single-Container {{ UL-CCTrCH-
InformationModifyItemIE-RL-ReconfRqstTDD}}

UL-CCTrCH-InformationModifyItemIE-RL-ReconfRqstTDD NBAP-PROTOCOL-IES ::= {
    { ID      id-UL-CCTrCH-InformationModifyItem-RL-ReconfRqstTDD          CRITICALITY    notify          TYPE    UL-CCTrCH-InformationModifyItem-RL-
ReconfRqstTDD          PRESENCE mandatory}
}

UL-CCTrCH-InformationModifyItem-RL-ReconfRqstTDD ::= SEQUENCE {

```

```

cCtRCH-ID          CcTtRCH-ID,
tFCS               TFCS          OPTIONAL,
punctureLimit     PunctureLimit OPTIONAL,
iE-Extensions     ProtocolExtensionContainer { { UL-CcTtRCH-InformationModifyItem-RL-ReconfRqstTDD-ExtIEs } }
OPTIONAL,
...
}

UL-CcTtRCH-InformationModifyItem-RL-ReconfRqstTDD-ExtIEs  NBAP-PROTOCOL-EXTENSION ::= {
...
}

UL-CcTtRCH-InformationDeleteList-RL-ReconfRqstTDD ::= SEQUENCE (SIZE (1..maxNrOfCcTtRCHs)) OF ProtocolIE-Single-Container {{ UL-CcTtRCH-
InformationDeleteItemIE-RL-ReconfRqstTDD}}

UL-CcTtRCH-InformationDeleteItemIE-RL-ReconfRqstTDD NBAP-PROTOCOL-IES ::= {
{ ID      id-UL-CcTtRCH-InformationDeleteItem-RL-ReconfRqstTDD          CRITICALITY    notify          TYPE    UL-CcTtRCH-InformationDeleteItem-RL-
ReconfRqstTDD          PRESENCE      mandatory}
}

UL-CcTtRCH-InformationDeleteItem-RL-ReconfRqstTDD ::= SEQUENCE {
cCtRCH-ID          CcTtRCH-ID,
iE-Extensions     ProtocolExtensionContainer { { UL-CcTtRCH-InformationDeleteItem-RL-ReconfRqstTDD-ExtIEs } }
OPTIONAL,
...
}

UL-CcTtRCH-InformationDeleteItem-RL-ReconfRqstTDD-ExtIEs  NBAP-PROTOCOL-EXTENSION ::= {
...
}

DL-CcTtRCH-InformationModifyList-RL-ReconfRqstTDD ::= SEQUENCE (SIZE (1..maxNrOfCcTtRCHs)) OF ProtocolIE-Single-Container {{ DL-CcTtRCH-
InformationModifyItemIE-RL-ReconfRqstTDD}}

DL-CcTtRCH-InformationModifyItemIE-RL-ReconfRqstTDD NBAP-PROTOCOL-IES ::= {
{ ID      id-DL-CcTtRCH-InformationModifyItem-RL-ReconfRqstTDD          CRITICALITY    notify          TYPE    DL-CcTtRCH-InformationModifyItem-RL-
ReconfRqstTDD          PRESENCE      mandatory}
}

DL-CcTtRCH-InformationModifyItem-RL-ReconfRqstTDD ::= SEQUENCE {
cCtRCH-ID          CcTtRCH-ID,
tFCS               TFCS          OPTIONAL,
punctureLimit     PunctureLimit OPTIONAL,
iE-Extensions     ProtocolExtensionContainer { { DL-CcTtRCH-InformationModifyItem-RL-ReconfRqstTDD-ExtIEs } }
OPTIONAL,
...
}

DL-CcTtRCH-InformationModifyItem-RL-ReconfRqstTDD-ExtIEs  NBAP-PROTOCOL-EXTENSION ::= {
...
}

```

```

DL-CCTrCH-InformationDeleteList-RL-ReconfRqstTDD ::= SEQUENCE (SIZE (1..maxNrOfCCTrCHs)) OF ProtocolIE-Single-Container {{ DL-CCTrCH-
InformationDeleteItemIE-RL-ReconfRqstTDD}}

DL-CCTrCH-InformationDeleteItemIE-RL-ReconfRqstTDD NBAP-PROTOCOL-IES ::= {
  { ID      id-DL-CCTrCH-InformationDeleteItem-RL-ReconfRqstTDD      CRITICALITY      notify      TYPE      DL-CCTrCH-InformationDeleteItem-RL-
ReconfRqstTDD      PRESENCE      mandatory}
}

DL-CCTrCH-InformationDeleteItem-RL-ReconfRqstTDD ::= SEQUENCE {
  cCCTrCH-ID      CCTrCH-ID,
  iE-Extensions      ProtocolExtensionContainer { { DL-CCTrCH-InformationDeleteItem-RL-ReconfRqstTDD-ExtIEs } }
  OPTIONAL,
  ...
}

DL-CCTrCH-InformationDeleteItem-RL-ReconfRqstTDD-ExtIEs NBAP-PROTOCOL-EXTENSION ::= {
  ...
}

DCH-DeleteList-RL-ReconfRqstTDD ::= SEQUENCE (SIZE (1..maxNrOfDCHs)) OF DCH-DeleteItem-RL-ReconfRqstTDD

DCH-DeleteItem-RL-ReconfRqstTDD ::= SEQUENCE {
  dCH-ID      DCH-ID,
  iE-Extensions      ProtocolExtensionContainer { { DCH-DeleteItem-RL-ReconfRqstTDD-ExtIEs } }      OPTIONAL,
  ...
}

DCH-DeleteItem-RL-ReconfRqstTDD-ExtIEs NBAP-PROTOCOL-EXTENSION ::= {
  ...
}

RL-Information-RL-ReconfRqstTDD ::= SEQUENCE {
  rL-ID      RL-ID,
  maxDL-Power      DL-Power      OPTIONAL,
  minDL-Power      DL-Power      OPTIONAL,
  iE-Extensions      ProtocolExtensionContainer { { RL-InformationItem-RL-ReconfRqstTDD-ExtIEs } }      OPTIONAL,
  ...
}

RL-InformationItem-RL-ReconfRqstTDD-ExtIEs NBAP-PROTOCOL-EXTENSION ::= {
  ...
}

-- *****
--
-- RADIO LINK RECONFIGURATION RESPONSE
--
-- *****

RadioLinkReconfigurationResponse ::= SEQUENCE {
  protocolIEs      ProtocolIE-Container      {{RadioLinkReconfigurationResponse-IEs}},
  protocolExtensions      ProtocolExtensionContainer      {{RadioLinkReconfigurationResponse-Extensions}}      OPTIONAL,
  ...
}

```

```

}

RadioLinkReconfigurationResponse-IEs NBAP-PROTOCOL-IES ::= {
  { ID id-CRNC-CommunicationContextID          CRITICALITY ignore      TYPE CRNC-CommunicationContextID          PRESENCE
    mandatory } |
  { ID id-RL-InformationResponseList-RL-ReconfRsp  CRITICALITY ignore      TYPE RL-InformationResponseList-RL-ReconfRsp          PRESENCE
    optional } |
  { ID id-CriticalityDiagnostics                CRITICALITY ignore      TYPE CriticalityDiagnostics                PRESENCE
    optional },
  ...
}

RadioLinkReconfigurationResponse-Extensions NBAP-PROTOCOL-EXTENSION ::= {
  ...
}

RL-InformationResponseList-RL-ReconfRsp ::= SEQUENCE (SIZE (1..maxNrOfRLs)) OF ProtocolIE-Single-Container {{RL-InformationResponseItemIE-RL-ReconfRsp}}

RL-InformationResponseItemIE-RL-ReconfRsp NBAP-PROTOCOL-IES ::= {
  { ID id-RL-InformationResponseItem-RL-ReconfRsp          CRITICALITY ignore      TYPE RL-InformationResponseItem-RL-ReconfRsp
    PRESENCE mandatory }
}

RL-InformationResponseItem-RL-ReconfRsp ::= SEQUENCE {
  rL-ID                                RL-ID,
  dCH-InformationResponseList-RL-ReconfRsp          DCH-InformationResponseList-RL-ReconfRsp          OPTIONAL,
  iE-Extensions                                ProtocolExtensionContainer { { RL-InformationResponseItem-RL-ReconfRsp-ExtIEs } }          OPTIONAL,
  ...
}

RL-InformationResponseItem-RL-ReconfRsp-ExtIEs NBAP-PROTOCOL-EXTENSION ::= {
  ...
}

DCH-InformationResponseList-RL-ReconfRsp ::= ProtocolIE-Single-Container {{ DCH-InformationResponseListIEs-RL-ReconfRsp }}

DCH-InformationResponseListIEs-RL-ReconfRsp NBAP-PROTOCOL-IES ::= {
  { ID id-DCH-InformationResponse          CRITICALITY ignore TYPE DCH-InformationResponse          PRESENCE mandatory }
}

-- *****
--
-- RADIO LINK DELETION REQUEST
--
-- *****

RadioLinkDeletionRequest ::= SEQUENCE {
  protocolIEs          ProtocolIE-Container    {{RadioLinkDeletionRequest-IEs}},
  protocolExtensions  ProtocolExtensionContainer {{RadioLinkDeletionRequest-Extensions}}  OPTIONAL,
}

```



```

}
...
RadioLinkDeletionRequest-IEs NBAP-PROTOCOL-IES ::= {
  { ID      id-NodeB-CommunicationContextID      CRITICALITY    reject          TYPE NodeB-CommunicationContextID      PRESENCE
  mandatory } |
  { ID      id-CRNC-CommunicationContextID      CRITICALITY    reject          TYPE CRNC-CommunicationContextID      PRESENCE
  mandatory } |
  { ID      id-RL-informationList-RL-DeletionRqst CRITICALITY    notify         TYPE RL-informationList-RL-DeletionRqst PRESENCE
  mandatory } ,
  ...
}

RadioLinkDeletionRequest-Extensions NBAP-PROTOCOL-EXTENSION ::= {
  ...
}

RL-informationList-RL-DeletionRqst ::= SEQUENCE (SIZE (1..maxNrOfRLs)) OF ProtocolIE-Single-Container {{RL-informationItemIE-RL-DeletionRqst}}

RL-informationItemIE-RL-DeletionRqst NBAP-PROTOCOL-IES ::= {
  { ID      id-RL-informationItem-RL-DeletionRqst CRITICALITY    notify         TYPE RL-informationItem-RL-DeletionRqst
  PRESENCE  mandatory}
}

RL-informationItem-RL-DeletionRqst ::= SEQUENCE {
  rL-ID          RL-ID,
  iE-Extensions ProtocolExtensionContainer { { RL-informationItem-RL-DeletionRqst-ExtIEs} } OPTIONAL,
  ...
}

RL-informationItem-RL-DeletionRqst-ExtIEs NBAP-PROTOCOL-EXTENSION ::= {
  ...
}

-- *****
--
-- RADIO LINK DELETION RESPONSE
--
-- *****

RadioLinkDeletionResponse ::= SEQUENCE {
  protocolIEs          ProtocolIE-Container  {{RadioLinkDeletionResponse-IEs}},
  protocolExtensions  ProtocolExtensionContainer {{RadioLinkDeletionResponse-Extensions}} OPTIONAL,
  ...
}

RadioLinkDeletionResponse-IEs NBAP-PROTOCOL-IES ::= {
  { ID      id-CRNC-CommunicationContextID      CRITICALITY    ignore          TYPE CRNC-CommunicationContextID      PRESENCE mandatory
  } |
  { ID      id-CriticalityDiagnostics          CRITICALITY    ignore          TYPE CriticalityDiagnostics          PRESENCE optional },
  ...
}

```

```

RadioLinkDeletionResponse-Extensions NBAP-PROTOCOL-EXTENSION ::= {
  ...
}

-- *****
--
-- DL POWER CONTROL REQUEST FDD
--
-- *****

DL-PowerControlRequest ::= SEQUENCE {
  protocolIEs          ProtocolIE-Container  {{DL-PowerControlRequest-IEs}},
  protocolExtensions  ProtocolExtensionContainer  {{DL-PowerControlRequest-Extensions}}  OPTIONAL,
  ...
}

DL-PowerControlRequest-IEs NBAP-PROTOCOL-IES ::= {
  { ID id-NodeB-CommunicationContextID          CRITICALITY ignore          TYPE      NodeB-CommunicationContextID          PRESENCE mandatory } |
  { ID id-PowerAdjustmentType                    CRITICALITY ignore          TYPE      PowerAdjustmentType                    PRESENCE mandatory } |
  { ID id-DLReferencePower                       CRITICALITY ignore          TYPE      DL-Power                               PRESENCE conditional } |
  -- This IE is present only 'Adjustment Type' equals to 'Common'
  { ID id-InnerLoopDLPCStatus                    CRITICALITY ignore          TYPE      InnerLoopDLPCStatus                    PRESENCE optional } |
  { ID id-DLReferencePowerList-DL-PC-Rqst        CRITICALITY ignore          TYPE      DL-ReferencePowerInformationList-DL-PC-Rqst  PRESENCE conditional } |
  -- This IE is present only 'Adjustment Type' equals to 'Individual'
  { ID id-MaxAdjustmentStep                      CRITICALITY ignore          TYPE      MaxAdjustmentStep                      PRESENCE conditional } |
  -- This IE is present only 'Adjustment Type " equals to 'Common' or 'Individual'
  { ID id-AdjustmentPeriod                      CRITICALITY ignore          TYPE      AdjustmentPeriod                      PRESENCE conditional } |
  -- This IE is present only 'Adjustment Type " equals to 'Common' or 'Individual'
  { ID id-AdjustmentRatio                        CRITICALITY ignore          TYPE      ScaledAdjustmentRatio                  PRESENCE conditional },
  -- This IE is present only 'Adjustment Type " equals to 'Common' or 'Individual'
  ...
}

DL-PowerControlRequest-Extensions NBAP-PROTOCOL-EXTENSION ::= {
  ...
}

DL-ReferencePowerInformationList-DL-PC-Rqst ::= SEQUENCE (SIZE (1..maxNrOfRLs)) OF ProtocolIE-Single-Container {{DL-ReferencePowerInformationItemIE-DL-PC-Rqst }}

DL-ReferencePowerInformationItemIE-DL-PC-Rqst NBAP-PROTOCOL-IES ::= {
  { ID id-DL-ReferencePowerInformationItem-DL-PC-Rqst          CRITICALITY          ignore          TYPE      DL-ReferencePowerInformationItem-DL-PC-Rqst
  PRESENCE          mandatory
  }
}

DL-ReferencePowerInformationItem-DL-PC-Rqst ::= SEQUENCE {
  rL-ID          RL-ID,
  dl-ReferencePower          DL-Power,
  iE-Extensions          ProtocolExtensionContainer { { DL-ReferencePowerInformationItem-DL-PC-Rqst-ExtIEs } }  OPTIONAL,
  ...
}

```

```

DL-ReferencePowerInformationItem-DL-PC-Rqst-ExtIEs NBAP-PROTOCOL-EXTENSION ::= {
  ...
}

-- *****
--
-- DL POWER TIMESLOT CONTROL REQUEST TDD
--
-- *****

DL-PowerTimeslotControlRequest ::= SEQUENCE {
  protocolIEs          ProtocolIE-Container    {{DL-PowerTimeslotControlRequest-IEs}},
  protocolExtensions  ProtocolExtensionContainer {{DL-PowerTimeslotControlRequest-Extensions}}  OPTIONAL,
  ...
}

DL-PowerTimeslotControlRequest-IEs NBAP-PROTOCOL-IES ::= {
  { ID id-NodeB-CommunicationContextID          CRITICALITY ignore          TYPE      NodeB-CommunicationContextID          PRESENCE mandatory
  } |
  { ID id-TimeslotISCPInfo          CRITICALITY ignore          TYPE      DL-TimeslotISCPInfo          PRESENCE mandatory },
  ...
}

DL-PowerTimeslotControlRequest-Extensions NBAP-PROTOCOL-EXTENSION ::= {
  ...
}

-- *****
--
-- DEDICATED MEASUREMENT INITIATION REQUEST
--
-- *****

DedicatedMeasurementInitiationRequest ::= SEQUENCE {
  protocolIEs          ProtocolIE-Container    {{DedicatedMeasurementInitiationRequest-IEs}},
  protocolExtensions  ProtocolExtensionContainer {{DedicatedMeasurementInitiationRequest-Extensions}}  OPTIONAL,
  ...
}

DedicatedMeasurementInitiationRequest-IEs NBAP-PROTOCOL-IES ::= {
  { ID      id-NodeB-CommunicationContextID          CRITICALITY reject          TYPE      NodeB-CommunicationContextID          PRESENCE
  mandatory } |
  { ID      id-MeasurementID          CRITICALITY reject          TYPE      MeasurementID          PRESENCE mandatory
  } |
  { ID      id-DedicatedMeasurementObjectType-DM-Rqst          CRITICALITY reject          TYPE      DedicatedMeasurementObjectType-DM-Rqst          PRESENCE
  mandatory } |
  -- This IE represents both the Dedicated Measurement Object Type IE and the choice based on the Dedicated Measurement Object Type
  -- as described in the tabular message format in subclause 9.1.
  { ID      id-DedicatedMeasurementType          CRITICALITY reject          TYPE      DedicatedMeasurementType          PRESENCE
  mandatory } |

```

{ ID id-MeasurementFilterCoefficient optional }	CRITICALITY	reject	TYPE	MeasurementFilterCoefficient	PRESENCE
{ ID id-ReportCharacteristics mandatory }	CRITICALITY	reject	TYPE	ReportCharacteristics	PRESENCE
{ ID id-CFNReportingIndicator mandatory }	CRITICALITY	reject	TYPE	CFNReportingIndicator	PRESENCE
{ ID id-CFN	CRITICALITY	reject	TYPE	CFN	PRESENCE optional } ,
...					

DedicatedMeasurementInitiationRequest-Extensions NBAP-PROTOCOL-EXTENSION ::= {

...

DedicatedMeasurementObjectType-DM-Rqst ::= CHOICE {

rL	RL-DM-Rqst,
rLS	RL-Set-DM-Rqst,
all-RL	AllRL-DM-Rqst,
all-RLS	AllRL-Set-DM-Rqst,
...	

RL-DM-Rqst ::= SEQUENCE {

rL-InformationList	RL-InformationList-DM-Rqst,	
iE-Extensions	ProtocolExtensionContainer { { RLItem-DM-Rqst-ExtIEs } }	OPTIONAL,
...		

RLItem-DM-Rqst-ExtIEs NBAP-PROTOCOL-EXTENSION ::= {

...

RL-InformationList-DM-Rqst ::= SEQUENCE (SIZE (1..maxNrOfRLs)) OF ProtocolIE-Single-Container {{ RL-InformationItemIE-DM-Rqst }}

RL-InformationItemIE-DM-Rqst NBAP-PROTOCOL-IES ::= {

{ ID id-RL-InformationItem-DM-Rqst	CRITICALITY	reject	TYPE	RL-InformationItem-DM-Rqst	PRESENCE mandatory }
------------------------------------	-------------	--------	------	----------------------------	----------------------

RL-InformationItem-DM-Rqst ::= SEQUENCE {

rL-ID	RL-ID,	
dPCH-ID	DPCH-ID	OPTIONAL,
iE-Extensions	ProtocolExtensionContainer { { RL-InformationItem-DM-Rqst-ExtIEs } }	OPTIONAL,
...		

RL-InformationItem-DM-Rqst-ExtIEs NBAP-PROTOCOL-EXTENSION ::= {

...

RL-Set-DM-Rqst ::= SEQUENCE {

rL-Set-InformationList-DM-Rqst	RL-Set-InformationList-DM-Rqst,	
iE-Extensions	ProtocolExtensionContainer { { RL-SetItem-DM-Rqst-ExtIEs } }	OPTIONAL,
...		

```

}

RL-SetItem-DM-Rqst-ExtIEs NBAP-PROTOCOL-EXTENSION ::= {
    ...
}

RL-Set-InformationList-DM-Rqst ::= SEQUENCE (SIZE(1..maxNrOfRLSets)) OF RL-Set-InformationItem-DM-Rqst

RL-Set-InformationItem-DM-Rqst ::= SEQUENCE {
    rL-Set-ID          RL-Set-ID,
    iE-Extensions     ProtocolExtensionContainer { { RL-Set-InformationItem-DM-Rqst-ExtIEs } } OPTIONAL,
    ...
}

RL-Set-InformationItem-DM-Rqst-ExtIEs NBAP-PROTOCOL-EXTENSION ::= {
    ...
}

AllRL-DM-Rqst ::= NULL

AllRL-Set-DM-Rqst ::= NULL

-- *****
--
-- DEDICATED MEASUREMENT INITIATION RESPONSE
--
-- *****

DedicatedMeasurementInitiationResponse ::= SEQUENCE {
    protocolIEs          ProtocolIE-Container  {{DedicatedMeasurementInitiationResponse-IEs}},
    protocolExtensions   ProtocolExtensionContainer  {{DedicatedMeasurementInitiationResponse-Extensions}}  OPTIONAL,
    ...
}

DedicatedMeasurementInitiationResponse-IEs NBAP-PROTOCOL-IES ::= {
    { ID    id-CRNC-CommunicationContextID          CRITICALITY    ignore    TYPE    CRNC-CommunicationContextID          PRESENCE
      mandatory } |
    { ID    id-MeasurementID                        CRITICALITY    ignore    TYPE    MeasurementID                            PRESENCE mandatory
      } |
    { ID    id-DedicatedMeasurementObjectType-DM-Rsp  CRITICALITY    ignore    TYPE    DedicatedMeasurementObjectType-DM-Rsp    PRESENCE
      optional } |
    { ID    id-CriticalityDiagnostics                CRITICALITY    ignore    TYPE    CriticalityDiagnostics                    PRESENCE
      optional },
    ...
}

DedicatedMeasurementInitiationResponse-Extensions NBAP-PROTOCOL-EXTENSION ::= {
    ...
}

DedicatedMeasurementObjectType-DM-Rsp ::= CHOICE {
    rL                      RL-DM-Rsp,

```

```

    rLS                               RL-Set-DM-Rsp,
    all-RL                             RL-DM-Rsp,
    all-RLS                             RL-Set-DM-Rsp,
    ...
}

RL-DM-Rsp ::= SEQUENCE {
    rL-InformationList-DM-Rsp          RL-InformationList-DM-Rsp,
    iE-Extensions                      ProtocolExtensionContainer { { RLItem-DM-Rsp-ExtIEs } } OPTIONAL,
    ...
}

RLItem-DM-Rsp-ExtIEs NBAP-PROTOCOL-EXTENSION ::= {
    ...
}

RL-InformationList-DM-Rsp ::= SEQUENCE (SIZE (1..maxNrOfRLs)) OF ProtocolIE-Single-Container {{ RL-InformationItemIE-DM-Rsp }}

RL-InformationItemIE-DM-Rsp NBAP-PROTOCOL-IES ::= {
    { ID id-RL-InformationItem-DM-Rsp CRITICALITY ignore TYPE RL-InformationItem-DM-Rsp PRESENCE mandatory }
}

RL-InformationItem-DM-Rsp ::= SEQUENCE {
    rL-ID                               RL-ID,
    dPCH-ID                             DPCH-ID OPTIONAL,
    dedicatedMeasurementValue           DedicatedMeasurementValue,
    cFN                                  CFN OPTIONAL,
    iE-Extensions                      ProtocolExtensionContainer { { RL-InformationItem-DM-Rsp-ExtIEs } } OPTIONAL,
    ...
}

RL-InformationItem-DM-Rsp-ExtIEs NBAP-PROTOCOL-EXTENSION ::= {
    ...
}

RL-Set-DM-Rsp ::= SEQUENCE {
    rL-Set-InformationList-DM-Rsp       RL-Set-InformationList-DM-Rsp,
    iE-Extensions                      ProtocolExtensionContainer { { RL-SetItem-DM-Rsp-ExtIEs } } OPTIONAL,
    ...
}

RL-SetItem-DM-Rsp-ExtIEs NBAP-PROTOCOL-EXTENSION ::= {
    ...
}

RL-Set-InformationList-DM-Rsp ::= SEQUENCE (SIZE (1..maxNrOfRLSets)) OF ProtocolIE-Single-Container {{ RL-Set-InformationItemIE-DM-Rsp }}

RL-Set-InformationItemIE-DM-Rsp NBAP-PROTOCOL-IES ::= {
    { ID id-RL-Set-InformationItem-DM-Rsp CRITICALITY ignore TYPE RL-Set-InformationItem-DM-Rsp PRESENCE mandatory }
}

RL-Set-InformationItem-DM-Rsp ::= SEQUENCE {
    rL-Set-ID                           RL-Set-ID,

```

```

    dedicatedMeasurementValue    DedicatedMeasurementValue,
    cFN                          CFN                OPTIONAL,
    iE-Extensions                ProtocolExtensionContainer { { RL-Set-InformationItem-DM-Rsp-ExtIEs } } OPTIONAL,
    ...
}

RL-Set-InformationItem-DM-Rsp-ExtIEs NBAP-PROTOCOL-EXTENSION ::= {
    ...
}

-- *****
--
-- DEDICATED MEASUREMENT INITIATION FAILURE
--
-- *****

DedicatedMeasurementInitiationFailure ::= SEQUENCE {
    protocolIEs          ProtocolIE-Container    {{DedicatedMeasurementInitiationFailure-IEs}},
    protocolExtensions   ProtocolExtensionContainer {{DedicatedMeasurementInitiationFailure-Extensions}}    OPTIONAL,
    ...
}

DedicatedMeasurementInitiationFailure-IEs NBAP-PROTOCOL-IES ::= {
    { ID    id-CRNC-CommunicationContextID    CRITICALITY    ignore    TYPE    CRNC-CommunicationContextID    PRESENCE mandatory    } |
    { ID    id-MeasurementID                  CRITICALITY    ignore    TYPE    MeasurementID                  PRESENCE mandatory    } |
    { ID    id-Cause                          CRITICALITY    ignore    TYPE    Cause                          PRESENCE mandatory    } |
    { ID    id-CriticalityDiagnostics         CRITICALITY    ignore    TYPE    CriticalityDiagnostics            PRESENCE optional    },
    ...
}

DedicatedMeasurementInitiationFailure-Extensions NBAP-PROTOCOL-EXTENSION ::= {
    ...
}

-- *****
--
-- DEDICATED MEASUREMENT REPORT
--
-- *****

DedicatedMeasurementReport ::= SEQUENCE {
    protocolIEs          ProtocolIE-Container    {{DedicatedMeasurementReport-IEs}},
    protocolExtensions   ProtocolExtensionContainer {{DedicatedMeasurementReport-Extensions}}    OPTIONAL,
    ...
}

DedicatedMeasurementReport-IEs NBAP-PROTOCOL-IES ::= {
    { ID    id-CRNC-CommunicationContextID    CRITICALITY    ignore    TYPE    CRNC-CommunicationContextID    PRESENCE
    mandatory    } |
    { ID    id-MeasurementID                  CRITICALITY    ignore    TYPE    MeasurementID                  PRESENCE
    mandatory    } |
    { ID    id-DedicatedMeasurementObjectType-DM-Rprrt    CRITICALITY    ignore    TYPE    DedicatedMeasurementObjectType-DM-Rprrt    PRESENCE
    mandatory    } ,
}

```

```

}
...
}
DedicatedMeasurementReport-Extensions NBAP-PROTOCOL-EXTENSION ::= {
...
}
DedicatedMeasurementObjectType-DM-Rprt ::= CHOICE {
rL                               RL-DM-Rprt,
rLS                               RL-Set-DM-Rprt,
all-RL                           RL-DM-Rprt,
all-RLS                           RL-Set-DM-Rprt,
...
}
RL-DM-Rprt ::= SEQUENCE {
rL-InformationList-DM-Rprt       RL-InformationList-DM-Rprt,
iE-Extensions                    ProtocolExtensionContainer { { RLItem-DM-Rprt-ExtIEs } } OPTIONAL,
...
}
RLItem-DM-Rprt-ExtIEs NBAP-PROTOCOL-EXTENSION ::= {
...
}
RL-InformationList-DM-Rprt ::= SEQUENCE (SIZE (1..maxNrOfRLs)) OF ProtocolIE-Single-Container {{ RL-InformationItemIE-DM-Rprt }}
RL-InformationItemIE-DM-Rprt NBAP-PROTOCOL-IES ::= {
{ ID id-RL-InformationItem-DM-Rprt CRITICALITY ignore TYPE RL-InformationItem-DM-Rprt PRESENCE mandatory }
}
RL-InformationItem-DM-Rprt ::= SEQUENCE {
rL-ID                             RL-ID,
dPCH-ID                             DPCH-ID OPTIONAL,
dedicatedMeasurementValueInformation DedicatedMeasurementValueInformation,
iE-Extensions                       ProtocolExtensionContainer { { RL-InformationItem-DM-Rprt-ExtIEs } } OPTIONAL,
...
}
RL-InformationItem-DM-Rprt-ExtIEs NBAP-PROTOCOL-EXTENSION ::= {
...
}
RL-Set-DM-Rprt ::= SEQUENCE {
rL-Set-InformationList-DM-Rprt     RL-Set-InformationList-DM-Rprt,
iE-Extensions                       ProtocolExtensionContainer { { RL-SetItem-DM-Rprt-ExtIEs } } OPTIONAL,
...
}
RL-SetItem-DM-Rprt-ExtIEs NBAP-PROTOCOL-EXTENSION ::= {
...
}

```



```

RL-Set-InformationList-DM-Rprt ::= SEQUENCE (SIZE (1..maxNrOfRLSets)) OF ProtocolIE-Single-Container {{ RL-Set-InformationItemIE-DM-Rprt }}

RL-Set-InformationItemIE-DM-Rprt NBAP-PROTOCOL-IES ::= {
  { ID id-RL-Set-InformationItem-DM-Rprt CRITICALITY ignore TYPE RL-Set-InformationItem-DM-Rprt PRESENCE mandatory }
}

RL-Set-InformationItem-DM-Rprt ::= SEQUENCE {
  rL-Set-ID RL-Set-ID,
  dedicatedMeasurementValueInformation DedicatedMeasurementValueInformation,
  iE-Extensions ProtocolExtensionContainer { { RL-Set-InformationItem-DM-Rprt-ExtIEs } } OPTIONAL,
  ...
}

RL-Set-InformationItem-DM-Rprt-ExtIEs NBAP-PROTOCOL-EXTENSION ::= {
  ...
}

-- *****
--
-- DEDICATED MEASUREMENT TERMINATION REQUEST
--
-- *****

DedicatedMeasurementTerminationRequest ::= SEQUENCE {
  protocolIEs ProtocolIE-Container {{DedicatedMeasurementTerminationRequest-IEs}},
  protocolExtensions ProtocolExtensionContainer {{DedicatedMeasurementTerminationRequest-Extensions}} OPTIONAL,
  ...
}

DedicatedMeasurementTerminationRequest-IEs NBAP-PROTOCOL-IES ::= {
  { ID id-NodeB-CommunicationContextID CRITICALITY ignore TYPE NodeB-CommunicationContextID PRESENCE mandatory } |
  { ID id-MeasurementID CRITICALITY ignore TYPE MeasurementID PRESENCE mandatory },
  ...
}

DedicatedMeasurementTerminationRequest-Extensions NBAP-PROTOCOL-EXTENSION ::= {
  ...
}

-- *****
--
-- DEDICATED MEASUREMENT FAILURE INDICATION
--
-- *****

DedicatedMeasurementFailureIndication ::= SEQUENCE {
  protocolIEs ProtocolIE-Container {{DedicatedMeasurementFailureIndication-IEs}},
  protocolExtensions ProtocolExtensionContainer {{DedicatedMeasurementFailureIndication-Extensions}} OPTIONAL,
  ...
}

DedicatedMeasurementFailureIndication-IEs NBAP-PROTOCOL-IES ::= {
  { ID id-CRNC-CommunicationContextID CRITICALITY ignore TYPE CRNC-CommunicationContextID PRESENCE mandatory } |

```

```

    { ID id-MeasurementID          CRITICALITY ignore TYPE MeasurementID PRESENCE mandatory } |
    { ID id-Cause                  CRITICALITY ignore TYPE Cause          PRESENCE mandatory },
    ...
}

DedicatedMeasurementFailureIndication-Extensions NBAP-PROTOCOL-EXTENSION ::= {
    ...
}

-- *****
--
-- RADIO LINK FAILURE INDICATION
--
-- *****

RadioLinkFailureIndication ::= SEQUENCE {
    protocolIEs          ProtocolIE-Container  {{RadioLinkFailureIndication-IEs}},
    protocolExtensions   ProtocolExtensionContainer  {{RadioLinkFailureIndication-Extensions}} OPTIONAL,
    ...
}

RadioLinkFailureIndication-IEs NBAP-PROTOCOL-IES ::= {
    { ID id-CRNC-CommunicationContextID          CRITICALITY ignore TYPE CRNC-CommunicationContextID PRESENCE
    mandatory } |
    { ID id-Reporting-Object-RL-FailureInd        CRITICALITY ignore TYPE Reporting-Object-RL-FailureInd PRESENCE mandatory
    },
    ...
}

RadioLinkFailureIndication-Extensions NBAP-PROTOCOL-EXTENSION ::= {
    ...
}

Reporting-Object-RL-FailureInd ::= CHOICE {
    rL          RL-RL-FailureInd,
    rL-Set      RL-Set-RL-FailureInd,
    ...,
    cCTrCH      CCTrCH-RL-FailureInd
}

RL-RL-FailureInd ::= SEQUENCE {
    rL-InformationList-RL-FailureInd          RL-InformationList-RL-FailureInd,
    IE-Extensions                             ProtocolExtensionContainer { { RLItem-RL-FailureInd-ExtIEs } } OPTIONAL,
    ...
}

RLItem-RL-FailureInd-ExtIEs NBAP-PROTOCOL-EXTENSION ::= {
    ...
}

RL-InformationList-RL-FailureInd ::= SEQUENCE (SIZE (1..maxNrOfRLs)) OF ProtocolIE-Single-Container {{ RL-InformationItemIE-RL-FailureInd}}

RL-InformationItemIE-RL-FailureInd NBAP-PROTOCOL-IES ::= {

```

```

    { ID id-RL-InformationItem-RL-FailureInd      CRITICALITY ignore      TYPE RL-InformationItem-RL-FailureInd      PRESENCE
      mandatory}
  }

RL-InformationItem-RL-FailureInd ::= SEQUENCE {
  rL-ID          RL-ID,
  cause          Cause,
  iE-Extensions  ProtocolExtensionContainer { { RL-InformationItem-RL-FailureInd-ExtIEs } } OPTIONAL,
  ...
}

RL-InformationItem-RL-FailureInd-ExtIEs NBAP-PROTOCOL-EXTENSION ::= {
  ...
}

RL-Set-RL-FailureInd ::= SEQUENCE {
  rL-Set-InformationList-RL-FailureInd  RL-Set-InformationList-RL-FailureInd,
  iE-Extensions                          ProtocolExtensionContainer { { RL-SetItem-RL-FailureInd-ExtIEs } } OPTIONAL,
  ...
}

RL-SetItem-RL-FailureInd-ExtIEs NBAP-PROTOCOL-EXTENSION ::= {
  ...
}

RL-Set-InformationList-RL-FailureInd ::= SEQUENCE (SIZE (1..maxNrOfRLSets)) OF ProtocolIE-Single-Container {{ RL-Set-InformationItemIE-RL-
FailureInd }}

RL-Set-InformationItemIE-RL-FailureInd NBAP-PROTOCOL-IES ::= {
  { ID id-RL-Set-InformationItem-RL-FailureInd      CRITICALITY ignore      TYPE RL-Set-InformationItem-RL-FailureInd      PRESENCE mandatory }
}

RL-Set-InformationItem-RL-FailureInd ::= SEQUENCE {
  rL-Set-ID          RL-Set-ID,
  cause              Cause,
  iE-Extensions      ProtocolExtensionContainer { { RL-Set-InformationItem-RL-FailureInd-ExtIEs } } OPTIONAL,
  ...
}

RL-Set-InformationItem-RL-FailureInd-ExtIEs NBAP-PROTOCOL-EXTENSION ::= {
  ...
}

CCTrCH-RL-FailureInd ::= SEQUENCE {
  rL-ID          RL-ID,
  cCTrCH-InformationList-RL-FailureInd  CCTrCH-InformationList-RL-FailureInd,
  iE-Extensions  ProtocolExtensionContainer { { CCTrCHItem-RL-FailureInd-ExtIEs } } OPTIONAL,
  ...
}

CCTrCHItem-RL-FailureInd-ExtIEs NBAP-PROTOCOL-EXTENSION ::= {
  ...
}

```

```
CCTrCH-InformationList-RL-FailureInd ::= SEQUENCE (SIZE (1..maxNrOfCCTrCHs)) OF ProtocolIE-Single-Container {{ CCTrCH-InformationItemIE-RL-FailureInd}}
```

```
CCTrCH-InformationItemIE-RL-FailureInd NBAP-PROTOCOL-IES ::= {
  { ID id-CCTrCH-InformationItem-RL-FailureInd CRITICALITY ignore TYPE CCTrCH-InformationItem-RL-FailureInd
  PRESENCE mandatory}
}
```

```
CCTrCH-InformationItem-RL-FailureInd ::= SEQUENCE {
  cCTrCH-ID CCTrCH-ID,
  cause Cause,
  iE-Extensions ProtocolExtensionContainer { { CCTrCH-InformationItem-RL-FailureInd-ExtIEs } } OPTIONAL,
  ...
}
```

```
CCTrCH-InformationItem-RL-FailureInd-ExtIEs NBAP-PROTOCOL-EXTENSION ::= {
  ...
}
```

```
-- *****
--
-- RADIO LINK PREEMPTION REQUIRED INDICATION
--
-- *****
```

```
RadioLinkPreemptionRequiredIndication ::= SEQUENCE {
  protocolIEs ProtocolIE-Container {{RadioLinkPreemptionRequiredIndication-IEs}},
  protocolExtensions ProtocolExtensionContainer {{RadioLinkPreemptionRequiredIndication-Extensions}} OPTIONAL,
  ...
}
```

```
RadioLinkPreemptionRequiredIndication-IEs NBAP-PROTOCOL-IES ::= {
  { ID id-CRNC-CommunicationContextID CRITICALITY ignore TYPE CRNC-CommunicationContextID PRESENCE
  mandatory } |
  { ID id-RL-InformationList-RL-PreemptRequiredInd CRITICALITY ignore TYPE RL-InformationList-RL-PreemptRequiredInd PRESENCE optional },
  ...
}
```

```
RadioLinkPreemptionRequiredIndication-Extensions NBAP-PROTOCOL-EXTENSION ::= {
  ...
}
```

```
RL-InformationList-RL-PreemptRequiredInd ::= SEQUENCE (SIZE (1..maxNrOfRLs)) OF ProtocolIE-Single-Container { {RL-InformationItemIE-RL-PreemptRequiredInd}}
```

```
RL-InformationItemIE-RL-PreemptRequiredInd NBAP-PROTOCOL-IES ::= {
  { ID id-RL-InformationItem-RL-PreemptRequiredInd CRITICALITY ignore TYPE RL-InformationItem-RL-PreemptRequiredInd PRESENCE mandatory
  },
  ...
}
```

```
RL-InformationItem-RL-PreemptRequiredInd ::= SEQUENCE {
```

```

    rL-ID                RL-ID,
    iE-Extensions        ProtocolExtensionContainer { {RL-InformationItem-RL-PreemptRequiredInd-ExtIEs} } OPTIONAL,
    ...
}

RL-InformationItem-RL-PreemptRequiredInd-ExtIEs NBAP-PROTOCOL-EXTENSION ::= {
    ...
}

-- *****
--
-- RADIO LINK RESTORE INDICATION
--
-- *****

RadioLinkRestoreIndication ::= SEQUENCE {
    protocolIEs          ProtocolIE-Container   {{RadioLinkRestoreIndication-IEs}},
    protocolExtensions   ProtocolExtensionContainer {{RadioLinkRestoreIndication-Extensions}} OPTIONAL,
    ...
}

RadioLinkRestoreIndication-IEs NBAP-PROTOCOL-IES ::= {
    { ID    id-CRNC-CommunicationContextID          CRITICALITY    ignore          TYPE    CRNC-CommunicationContextID          PRESENCE
    mandatory } |
    { ID    id-Reporting-Object-RL-RestoreInd       CRITICALITY    ignore          TYPE    Reporting-Object-RL-RestoreInd          PRESENCE mandatory
    },
    ...
}

RadioLinkRestoreIndication-Extensions NBAP-PROTOCOL-EXTENSION ::= {
    ...
}

Reporting-Object-RL-RestoreInd ::= CHOICE {
    rL                RL-RL-RestoreInd,
    rL-Set            RL-Set-RL-RestoreInd,
    ...,
    cCTrCH           CCTrCH-RL-RestoreInd
}

RL-RL-RestoreInd ::= SEQUENCE {
    rL-InformationList-RL-RestoreInd    RL-InformationList-RL-RestoreInd,
    iE-Extensions                      ProtocolExtensionContainer { { RLItem-RL-RestoreInd-ExtIEs } } OPTIONAL,
    ...
}

RLItem-RL-RestoreInd-ExtIEs NBAP-PROTOCOL-EXTENSION ::= {
    ...
}

RL-InformationList-RL-RestoreInd ::= SEQUENCE (SIZE (1..maxNrOfRLs)) OF ProtocolIE-Single-Container {{RL-InformationItemIE-RL-RestoreInd}}

RL-InformationItemIE-RL-RestoreInd NBAP-PROTOCOL-IES ::= {

```

```

    { ID id-RL-InformationItem-RL-RestoreInd      CRITICALITY ignore      TYPE RL-InformationItem-RL-RestoreInd      PRESENCE
      mandatory}
  }

RL-InformationItem-RL-RestoreInd ::= SEQUENCE {
  rL-ID                                RL-ID,
  iE-Extensions                        ProtocolExtensionContainer { { RL-InformationItem-RL-RestoreInd-ExtIEs } }  OPTIONAL,
  ...
}

RL-InformationItem-RL-RestoreInd-ExtIEs NBAP-PROTOCOL-EXTENSION ::= {
  ...
}

RL-Set-RL-RestoreInd ::= SEQUENCE {
  rL-Set-InformationList-RL-RestoreInd  RL-Set-InformationList-RL-RestoreInd,
  iE-Extensions                        ProtocolExtensionContainer { { RL-SetItem-RL-RestoreInd-ExtIEs } }  OPTIONAL,
  ...
}

RL-SetItem-RL-RestoreInd-ExtIEs NBAP-PROTOCOL-EXTENSION ::= {
  ...
}

RL-Set-InformationList-RL-RestoreInd ::= SEQUENCE (SIZE (1..maxNrOfRLSets)) OF ProtocolIE-Single-Container {{ RL-Set-InformationItemIE-RL-RestoreInd }}

RL-Set-InformationItemIE-RL-RestoreInd NBAP-PROTOCOL-IES ::= {
  { ID id-RL-Set-InformationItem-RL-RestoreInd  CRITICALITY ignore      TYPE RL-Set-InformationItem-RL-RestoreInd PRESENCE mandatory }
}

RL-Set-InformationItem-RL-RestoreInd ::= SEQUENCE {
  rL-Set-ID                            RL-Set-ID,
  iE-Extensions                        ProtocolExtensionContainer { { RL-Set-InformationItem-RL-RestoreInd-ExtIEs } }  OPTIONAL,
  ...
}

RL-Set-InformationItem-RL-RestoreInd-ExtIEs NBAP-PROTOCOL-EXTENSION ::= {
  ...
}

CCTrCH-RL-RestoreInd ::= SEQUENCE {
  rL-ID                                RL-ID,
  cCTrCH-InformationList-RL-RestoreInd  CCTrCH-InformationList-RL-RestoreInd,
  iE-Extensions                        ProtocolExtensionContainer { { CCTrCHItem-RL-RestoreInd-ExtIEs } }  OPTIONAL,
  ...
}

CCTrCHItem-RL-RestoreInd-ExtIEs NBAP-PROTOCOL-EXTENSION ::= {
  ...
}

```

```
CCTrCH-InformationList-RL-RestoreInd ::= SEQUENCE (SIZE (1..maxNrOfCCTrCHs)) OF ProtocolIE-Single-Container {{ CCTrCH-InformationItemIE-RL-RestoreInd}}
```

```
CCTrCH-InformationItemIE-RL-RestoreInd NBAP-PROTOCOL-IES ::= {
  { ID      id-CCTrCH-InformationItem-RL-RestoreInd      CRITICALITY   ignore           TYPE      CCTrCH-InformationItem-RL-RestoreInd
    PRESENCE   mandatory}
}
```

```
CCTrCH-InformationItem-RL-RestoreInd ::= SEQUENCE {
  cCCTrCH-ID          CCTrCH-ID,
  iE-Extensions      ProtocolExtensionContainer { { CCTrCH-InformationItem-RL-RestoreInd-ExtIEs } } OPTIONAL,
  ...
}
```

```
CCTrCH-InformationItem-RL-RestoreInd-ExtIEs NBAP-PROTOCOL-EXTENSION ::= {
  ...
}
```

```
-- *****
--
-- COMPRESSED MODE COMMAND FDD
--
-- *****
```

```
CompressedModeCommand ::= SEQUENCE {
  protocolIEs          ProtocolIE-Container   {{CompressedModeCommand-IEs}},
  protocolExtensions   ProtocolExtensionContainer {{CompressedModeCommand-Extensions}} OPTIONAL,
  ...
}
```

```
CompressedModeCommand-IEs NBAP-PROTOCOL-IES ::= {
  { ID      id-NodeB-CommunicationContextID      CRITICALITY   ignore           TYPE      NodeB-CommunicationContextID      PRESENCE mandatory
  } |
  { ID      id-Active-Pattern-Sequence-Information CRITICALITY   ignore           TYPE      Active-Pattern-Sequence-Information PRESENCE mandatory },
  ...
}
```

```
CompressedModeCommand-Extensions NBAP-PROTOCOL-EXTENSION ::= {
  ...
}
```

```
-- *****
--
-- ERROR INDICATION
--
```

```

-- *****
ErrorIndication ::= SEQUENCE {
    protocolIEs          ProtocolIE-Container  {{ErrorIndication-IEs}},
    protocolExtensions   ProtocolExtensionContainer {{ErrorIndication-Extensions}}    OPTIONAL,
    ...
}

ErrorIndication-IEs NBAP-PROTOCOL-IES ::= {
    { ID    id-CRNC-CommunicationContextID    CRITICALITY    ignore          TYPE    CRNC-CommunicationContextID    PRESENCE optional } |
    { ID    id-NodeB-CommunicationContextID   CRITICALITY    ignore          TYPE    NodeB-CommunicationContextID    PRESENCE optional } |
    { ID    id-Cause                          CRITICALITY    ignore          TYPE    Cause                          PRESENCE conditional } |
    -- At least either or Cause IE or Criticality Diagnostic IE shall be present--
    { ID    id-CriticalityDiagnostics         CRITICALITY    ignore          TYPE    CriticalityDiagnostics         PRESENCE conditional },
    -- At least either or Cause IE or Criticality Diagnostic IE shall be present--
    ...
}

ErrorIndication-Extensions NBAP-PROTOCOL-EXTENSION ::= {
    ...
}

-- *****
--
-- PRIVATE MESSAGE
--
-- *****

PrivateMessage ::= SEQUENCE {
    privateIEs          PrivateIE-Container {{PrivateMessage-IEs}},
    ...
}

PrivateMessage-IEs NBAP-PRIVATE-IES ::= {
    ...
}

-- *****
--
-- PHYSICAL SHARED CHANNEL RECONFIGURATION REQUEST TDD
--
-- *****

PhysicalSharedChannelReconfigurationRequestTDD ::= SEQUENCE {
    protocolIEs          ProtocolIE-Container  {{PhysicalSharedChannelReconfigurationRequestTDD-IEs}},
    protocolExtensions   ProtocolExtensionContainer {{PhysicalSharedChannelReconfigurationRequestTDD-Extensions}}    OPTIONAL,
    ...
}

PhysicalSharedChannelReconfigurationRequestTDD-IEs NBAP-PROTOCOL-IES ::= {
    { ID    id-C-ID          CRITICALITY    reject          TYPE    C-ID          PRESENCE
    mandatory } |

```


{ ID id-SFN optional }	CRITICALITY	reject	TYPE	SFN	PRESENCE
{ ID id-PDSCHSets-AddList-PSCH-ReconfRqst optional }	CRITICALITY	reject	TYPE	PDSCHSets-AddList-PSCH-ReconfRqst	PRESENCE
{ ID id-PDSCHSets-ModifyList-PSCH-ReconfRqst optional }	CRITICALITY	reject	TYPE	PDSCHSets-ModifyList-PSCH-ReconfRqst	PRESENCE
{ ID id-PDSCHSets-DeleteList-PSCH-ReconfRqst optional }	CRITICALITY	reject	TYPE	PDSCHSets-DeleteList-PSCH-ReconfRqst	PRESENCE
{ ID id-PUSCHSets-AddList-PSCH-ReconfRqst optional }	CRITICALITY	reject	TYPE	PUSCHSets-AddList-PSCH-ReconfRqst	PRESENCE
{ ID id-PUSCHSets-ModifyList-PSCH-ReconfRqst optional }	CRITICALITY	reject	TYPE	PUSCHSets-ModifyList-PSCH-ReconfRqst	PRESENCE
{ ID id-PUSCHSets-DeleteList-PSCH-ReconfRqst optional }	CRITICALITY	reject	TYPE	PUSCHSets-DeleteList-PSCH-ReconfRqst	PRESENCE
... }					

PhysicalSharedChannelReconfigurationRequestTDD-Extensions NBAP-PROTOCOL-EXTENSION ::= {

...
}

PDSCHSets-AddList-PSCH-ReconfRqst ::= SEQUENCE (SIZE (1..maxNrOfPDSCHSets)) OF PDSCHSets-AddItem-PSCH-ReconfRqst

PDSCHSets-AddItem-PSCH-ReconfRqst ::= SEQUENCE {
pDSCHSet-ID PDSCHSet-ID,
pDSCH-InformationList PDSCH-Information-AddList-PSCH-ReconfRqst,
iE-Extensions ProtocolExtensionContainer { {PDSCHSets-AddItem-PSCH-ReconfRqst-ExtIEs} } OPTIONAL,
...
}

PDSCHSets-AddItem-PSCH-ReconfRqst-ExtIEs NBAP-PROTOCOL-EXTENSION ::= {

...
}

PDSCH-Information-AddList-PSCH-ReconfRqst ::= ProtocolIE-Single-Container {{ PDSCH-Information-AddListIEs-PSCH-ReconfRqst }}

PDSCH-Information-AddListIEs-PSCH-ReconfRqst NBAP-PROTOCOL-IES ::= {
{ID id-PDSCH-Information-AddListIE-PSCH-ReconfRqst CRITICALITY reject TYPE PDSCH-Information-AddItem-PSCH-ReconfRqst PRESENCE
mandatory}
}

PDSCH-Information-AddItem-PSCH-ReconfRqst ::= SEQUENCE {
repetitionPeriod RepetitionPeriod,
repetitionLength RepetitionLength,
tdd-PhysicalChannelOffset TDD-PhysicalChannelOffset,
dL-Timeslot-InformationAddList-PSCH-ReconfRqst DL-Timeslot-InformationAddList-PSCH-ReconfRqst,
iE-Extensions ProtocolExtensionContainer { {PDSCH-Information-AddItem-PSCH-ReconfRqst-ExtIEs} } OPTIONAL,
...
}

PDSCH-Information-AddItem-PSCH-ReconfRqst-ExtIEs NBAP-PROTOCOL-EXTENSION ::= {

...
}

DL-Timeslot-InformationAddList-PSCH-ReconfRqst ::= SEQUENCE (SIZE (1.. maxNrOfDLTSs)) OF DL-Timeslot-InformationAddItem-PSCH-ReconfRqst

```
DL-Timeslot-InformationAddItem-PSCH-ReconfRqst ::= SEQUENCE {
    timeSlot                TimeSlot,
    midambleShiftAndBurstType MidambleShiftAndBurstType,
    tFCI-Presence           TFCI-Presence,
    dL-Code-InformationAddList-PSCH-ReconfRqst DL-Code-InformationAddList-PSCH-ReconfRqst,
    iE-Extensions           ProtocolExtensionContainer { { DL-Timeslot-InformationAddItem-PSCH-ReconfRqst-ExtIEs } } OPTIONAL,
    ...
}
```

```
DL-Timeslot-InformationAddItem-PSCH-ReconfRqst-ExtIEs NBAP-PROTOCOL-EXTENSION ::= {
    ...
}
```

DL-Code-InformationAddList-PSCH-ReconfRqst ::= SEQUENCE (SIZE (1..maxNrOfULTSs)) OF DL-Code-InformationAddItem-PSCH-ReconfRqst

```
DL-Code-InformationAddItem-PSCH-ReconfRqst ::= SEQUENCE {
    pDSCH-ID                PDSCH-ID,
    tdd-ChannelisationCode  TDD-ChannelisationCode,
    iE-Extensions           ProtocolExtensionContainer { { DL-Code-InformationAddItem-PSCH-ReconfRqst-ExtIEs } } OPTIONAL,
    ...
}
```

```
DL-Code-InformationAddItem-PSCH-ReconfRqst-ExtIEs NBAP-PROTOCOL-EXTENSION ::= {
    ...
}
```

PDSCHSets-ModifyList-PSCH-ReconfRqst ::= SEQUENCE (SIZE (1..maxNrOfPDSCHSets)) OF PDSCHSets-ModifyItem-PSCH-ReconfRqst

```
PDSCHSets-ModifyItem-PSCH-ReconfRqst ::= SEQUENCE {
    pDSCHSet-ID            PDSCHSet-ID,
    pDSCH-InformationList  PDSCH-Information-ModifyList-PSCH-ReconfRqst,
    iE-Extensions           ProtocolExtensionContainer { {PDSCHSets-ModifyItem-PSCH-ReconfRqst-ExtIEs} } OPTIONAL,
    ...
}
```

```
PDSCHSets-ModifyItem-PSCH-ReconfRqst-ExtIEs NBAP-PROTOCOL-EXTENSION ::= {
    ...
}
```

PDSCH-Information-ModifyList-PSCH-ReconfRqst ::= ProtocolIE-Single-Container {{ PDSCH-Information-ModifyListIEs-PSCH-ReconfRqst }}

```
PDSCH-Information-ModifyListIEs-PSCH-ReconfRqst NBAP-PROTOCOL-IES ::= {
    {ID id-PDSCH-Information-ModifyListIE-PSCH-ReconfRqst  CRITICALITY reject      TYPE      PDSCH-Information-ModifyItem-PSCH-ReconfRqst
    PRESENCE      mandatory}
}
```

```
PDSCH-Information-ModifyItem-PSCH-ReconfRqst ::= SEQUENCE {
    repetitionPeriod        RepetitionPeriod          OPTIONAL,
    repetitionLength        RepetitionLength          OPTIONAL,
    tdd-PhysicalChannelOffset TDD-PhysicalChannelOffset OPTIONAL,
```

```

DL-Timeslot-InformationModifyList-PSCH-ReconfRqst DL-Timeslot-InformationModifyList-PSCH-ReconfRqst OPTIONAL,
iE-Extensions ProtocolExtensionContainer { {PDSCH-Information-ModifyItem-PSCH-ReconfRqst-ExtIEs} } OPTIONAL,
...
}

PDSCH-Information-ModifyItem-PSCH-ReconfRqst-ExtIEs NBAP-PROTOCOL-EXTENSION ::= {
...
}

DL-Timeslot-InformationModifyList-PSCH-ReconfRqst ::= SEQUENCE (SIZE (1..maxNrOfDLTSs)) OF DL-Timeslot-InformationModifyItem-PSCH-ReconfRqst

DL-Timeslot-InformationModifyItem-PSCH-ReconfRqst ::= SEQUENCE {
timeSlot TimeSlot,
midambleShiftAndBurstType MidambleShiftAndBurstType OPTIONAL,
tFCI-Presence TFCI-Presence OPTIONAL,
dL-Code-InformationModifyList-PSCH-ReconfRqst DL-Code-InformationModifyList-PSCH-ReconfRqst OPTIONAL,
iE-Extensions ProtocolExtensionContainer { { DL-Timeslot-InformationModifyItem-PSCH-ReconfRqst-ExtIEs} } OPTIONAL,
...
}

DL-Timeslot-InformationModifyItem-PSCH-ReconfRqst-ExtIEs NBAP-PROTOCOL-EXTENSION ::= {
...
}

DL-Code-InformationModifyList-PSCH-ReconfRqst ::= SEQUENCE (SIZE (1..maxNrOfPDSCHs)) OF DL-Code-InformationModifyItem-PSCH-ReconfRqst

DL-Code-InformationModifyItem-PSCH-ReconfRqst ::= SEQUENCE {
pDSCH-ID PDSCH-ID,
tdd-ChannelisationCode TDD-ChannelisationCode,
iE-Extensions ProtocolExtensionContainer { { DL-Code-InformationModifyItem-PSCH-ReconfRqst-ExtIEs} } OPTIONAL,
...
}

DL-Code-InformationModifyItem-PSCH-ReconfRqst-ExtIEs NBAP-PROTOCOL-EXTENSION ::= {
...
}

PDSCHSets-DeleteList-PSCH-ReconfRqst ::= SEQUENCE (SIZE (1..maxNrOfPDSCHSets)) OF PDSCHSets-DeleteItem-PSCH-ReconfRqst

PDSCHSets-DeleteItem-PSCH-ReconfRqst ::= SEQUENCE {
pDSCHSet-ID PDSCHSet-ID,
iE-Extensions ProtocolExtensionContainer { {PDSCHSets-DeleteItem-PSCH-ReconfRqst-ExtIEs} } OPTIONAL,
...
}

PDSCHSets-DeleteItem-PSCH-ReconfRqst-ExtIEs NBAP-PROTOCOL-EXTENSION ::= {
...
}

PUSCHSets-AddList-PSCH-ReconfRqst ::= SEQUENCE (SIZE (1..maxNrOfPUSCHSets)) OF PUSCHSets-AddItem-PSCH-ReconfRqst

PUSCHSets-AddItem-PSCH-ReconfRqst ::= SEQUENCE {
pUSCHSet-ID PUSCHSet-ID,

```

```

    pUSCH-InformationList          PUSCH-Information-AddList-PSCH-ReconfRqst,
    iE-Extensions                  ProtocolExtensionContainer { {PUSCHSets-AddItem-PSCH-ReconfRqst-ExtIEs} } OPTIONAL,
    ...
}

PUSCHSets-AddItem-PSCH-ReconfRqst-ExtIEs NBAP-PROTOCOL-EXTENSION ::= {
    ...
}

PUSCH-Information-AddList-PSCH-ReconfRqst ::= ProtocolIE-Single-Container {{ PUSCH-Information-AddListIEs-PSCH-ReconfRqst }}

PUSCH-Information-AddListIEs-PSCH-ReconfRqst NBAP-PROTOCOL-IES ::= {
    {ID id-PUSCH-Information-AddListIE-PSCH-ReconfRqst CRITICALITY reject          TYPE          PUSCH-Information-AddItem-PSCH-ReconfRqst          PRESENCE
    mandatory}
}

PUSCH-Information-AddItem-PSCH-ReconfRqst ::= SEQUENCE {
    repetitionPeriod                RepetitionPeriod,
    repetitionLength                RepetitionLength,
    tdd-PhysicalChannelOffset       TDD-PhysicalChannelOffset,
    uL-Timeslot-InformationAddList-PSCH-ReconfRqst          UL-Timeslot-InformationAddList-PSCH-ReconfRqst,
    iE-Extensions                  ProtocolExtensionContainer { {PUSCH-Information-AddItem-PSCH-ReconfRqst-ExtIEs} } OPTIONAL,
    ...
}

PUSCH-Information-AddItem-PSCH-ReconfRqst-ExtIEs NBAP-PROTOCOL-EXTENSION ::= {
    ...
}

UL-Timeslot-InformationAddList-PSCH-ReconfRqst ::= SEQUENCE (SIZE (1..maxNrOfULTSs)) OF UL-Timeslot-InformationAddItem-PSCH-ReconfRqst

UL-Timeslot-InformationAddItem-PSCH-ReconfRqst ::= SEQUENCE {
    timeSlot                        TimeSlot,
    midambleShiftAndBurstType       MidambleShiftAndBurstType,
    tFCI-Presence                   TFCI-Presence,
    uL-Code-InformationAddList-PSCH-ReconfRqst          UL-Code-InformationAddList-PSCH-ReconfRqst,
    iE-Extensions                  ProtocolExtensionContainer { { UL-Timeslot-InformationAddItem-PSCH-ReconfRqst-ExtIEs} } OPTIONAL,
    ...
}

UL-Timeslot-InformationAddItem-PSCH-ReconfRqst-ExtIEs NBAP-PROTOCOL-EXTENSION ::= {
    ...
}

UL-Code-InformationAddList-PSCH-ReconfRqst ::= SEQUENCE (SIZE (1..maxNrOfPDSCHs)) OF UL-Code-InformationAddItem-PSCH-ReconfRqst

UL-Code-InformationAddItem-PSCH-ReconfRqst ::= SEQUENCE {
    pUSCH-ID                        PUSCH-ID,
    tdd-ChannelisationCode          TDD-ChannelisationCode,
    iE-Extensions                  ProtocolExtensionContainer { { UL-Code-InformationAddItem-PSCH-ReconfRqst-ExtIEs} } OPTIONAL,
    ...
}

```

```

UL-Code-InformationAddItem-PSCH-ReconfRqst-ExtIEs NBAP-PROTOCOL-EXTENSION ::= {
    ...
}

PUSCHSets-ModifyList-PSCH-ReconfRqst ::= SEQUENCE (SIZE (1..maxNrOfPUSCHSets)) OF PUSCHSets-ModifyItem-PSCH-ReconfRqst

PUSCHSets-ModifyItem-PSCH-ReconfRqst ::= SEQUENCE {
    pUSCHSet-ID                PUSCHSet-ID,
    pUSCH-InformationList      PUSCH-Information-ModifyList-PSCH-ReconfRqst,
    iE-Extensions              ProtocolExtensionContainer { {PUSCHSets-ModifyItem-PSCH-ReconfRqst-ExtIEs} } OPTIONAL,
    ...
}

PUSCHSets-ModifyItem-PSCH-ReconfRqst-ExtIEs NBAP-PROTOCOL-EXTENSION ::= {
    ...
}

PUSCH-Information-ModifyList-PSCH-ReconfRqst ::= ProtocolIE-Single-Container {{ PUSCH-Information-ModifyListIEs-PSCH-ReconfRqst }}

PUSCH-Information-ModifyListIEs-PSCH-ReconfRqst NBAP-PROTOCOL-IES ::= {
    {ID id-PUSCH-Information-ModifyListIE-PSCH-ReconfRqst    CRITICALITY reject        TYPE        PUSCH-Information-ModifyItem-PSCH-ReconfRqst
    PRESENCE        mandatory}
}

PUSCH-Information-ModifyItem-PSCH-ReconfRqst ::= SEQUENCE {
    repetitionPeriod          RepetitionPeriod                OPTIONAL,
    repetitionLength          RepetitionLength                OPTIONAL,
    tdd-PhysicalChannelOffset TDD-PhysicalChannelOffset      OPTIONAL,
    uL-Timeslot-InformationModifyList-PSCH-ReconfRqst        UL-Timeslot-InformationModifyList-PSCH-ReconfRqst    OPTIONAL,
    iE-Extensions            ProtocolExtensionContainer { {PUSCH-Information-ModifyItem-PSCH-ReconfRqst-ExtIEs} } OPTIONAL,
    ...
}

PUSCH-Information-ModifyItem-PSCH-ReconfRqst-ExtIEs NBAP-PROTOCOL-EXTENSION ::= {
    ...
}

UL-Timeslot-InformationModifyList-PSCH-ReconfRqst ::= SEQUENCE (SIZE (1..maxNrOfULTSs)) OF UL-Timeslot-InformationModifyItem-PSCH-ReconfRqst

UL-Timeslot-InformationModifyItem-PSCH-ReconfRqst ::= SEQUENCE {
    timeSlot                  TimeSlot,
    midambleShiftAndBurstType MidambleShiftAndBurstType OPTIONAL,
    tFCI-Presence             TFCI-Presence OPTIONAL,
    uL-Code-InformationModifyList-PSCH-ReconfRqst        UL-Code-InformationModifyList-PSCH-ReconfRqst    OPTIONAL,
    iE-Extensions            ProtocolExtensionContainer { { UL-Timeslot-InformationModifyItem-PSCH-ReconfRqst-ExtIEs} } OPTIONAL,
    ...
}

UL-Timeslot-InformationModifyItem-PSCH-ReconfRqst-ExtIEs NBAP-PROTOCOL-EXTENSION ::= {
    ...
}

UL-Code-InformationModifyList-PSCH-ReconfRqst ::= SEQUENCE (SIZE (1..maxNrOfPUSCHs)) OF UL-Code-InformationModifyItem-PSCH-ReconfRqst

```

```

UL-Code-InformationModifyItem-PSCH-ReconfRqst ::= SEQUENCE {
    pUSCH-ID                PUSCH-ID,
    tdd-ChannelisationCode  TDD-ChannelisationCode,
    iE-Extensions           ProtocolExtensionContainer { { UL-Code-InformationModifyItem-PSCH-ReconfRqst-ExtIEs } } OPTIONAL,
    ...
}

```

```

UL-Code-InformationModifyItem-PSCH-ReconfRqst-ExtIEs NBAP-PROTOCOL-EXTENSION ::= {
    ...
}

```

```

PUSCHSets-DeleteList-PSCH-ReconfRqst ::= SEQUENCE (SIZE (1..maxNrOfPUSCHSets)) OF PUSCHSets-DeleteItem-PSCH-ReconfRqst

```

```

PUSCHSets-DeleteItem-PSCH-ReconfRqst ::= SEQUENCE {
    pUSCHSet-ID                PUSCHSet-ID,
    iE-Extensions             ProtocolExtensionContainer { { PUSCHSets-DeleteItem-PSCH-ReconfRqst-ExtIEs } } OPTIONAL,
    ...
}

```

```

PUSCHSets-DeleteItem-PSCH-ReconfRqst-ExtIEs NBAP-PROTOCOL-EXTENSION ::= {
    ...
}

```

```

-- *****
--
-- PHYSICAL SHARED CHANNEL RECONFIGURATION RESPONSE TDD
--
-- *****

```

```

PhysicalSharedChannelReconfigurationResponseTDD ::= SEQUENCE {
    protocolIEs          ProtocolIE-Container {{PhysicalSharedChannelReconfigurationResponseTDD-IEs}},
    protocolExtensions  ProtocolExtensionContainer {{PhysicalSharedChannelReconfigurationResponseTDD-Extensions}} OPTIONAL,
    ...
}

```

```

PhysicalSharedChannelReconfigurationResponseTDD-IEs NBAP-PROTOCOL-IES ::= {
    { ID      id-CriticalityDiagnostics      CRITICALITY      ignore      TYPE      CriticalityDiagnostics      PRESENCE optional },
    ...
}

```

```

PhysicalSharedChannelReconfigurationResponseTDD-Extensions NBAP-PROTOCOL-EXTENSION ::= {
    ...
}

```

```

-- *****
--
-- PHYSICAL SHARED CHANNEL RECONFIGURATION FAILURE TDD
--
-- *****

```

```

PhysicalSharedChannelReconfigurationFailureTDD ::= SEQUENCE {

```

```

    protocolIEs      ProtocolIE-Container {{PhysicalSharedChannelReconfigurationFailureTDD-IEs}},
    protocolExtensions ProtocolExtensionContainer {{PhysicalSharedChannelReconfigurationFailureTDD-Extensions}}
    ...
}

PhysicalSharedChannelReconfigurationFailureTDD-IEs NBAP-PROTOCOL-IES ::= {
  { ID      id-CauseLevel-PSCH-ReconfFailureTDD      CRITICALITY ignore  TYPE CauseLevel-PSCH-ReconfFailureTDD PRESENCE mandatory }|
  { ID      id-CriticalityDiagnostics                CRITICALITY ignore  TYPE CriticalityDiagnostics PRESENCE optional },
  ...
}

PhysicalSharedChannelReconfigurationFailureTDD-Extensions NBAP-PROTOCOL-EXTENSION ::= {
  ...
}

CauseLevel-PSCH-ReconfFailureTDD ::= CHOICE {
  generalCause      GeneralCauseList-PSCH-ReconfFailureTDD,
  setSpecificCause  SetSpecificCauseList-PSCH-ReconfFailureTDD,
  ...
}

GeneralCauseList-PSCH-ReconfFailureTDD ::= SEQUENCE {
  cause              Cause,
  iE-Extensions     ProtocolExtensionContainer { { GeneralCauseItem-PSCH-ReconfFailureTDD-ExtIEs } } OPTIONAL,
  ...
}

GeneralCauseItem-PSCH-ReconfFailureTDD-ExtIEs NBAP-PROTOCOL-EXTENSION ::= {
  ...
}

SetSpecificCauseList-PSCH-ReconfFailureTDD ::= SEQUENCE {
  unsuccessful-PDSCHSetList-PSCH-ReconfFailureTDD Unsuccessful-PDSCHSetList-PSCH-ReconfFailureTDD OPTIONAL,
  unsuccessful-PUSCHSetList-PSCH-ReconfFailureTDD Unsuccessful-PUSCHSetList-PSCH-ReconfFailureTDD OPTIONAL,
  iE-Extensions     ProtocolExtensionContainer { { SetSpecificCauseItem-PSCH-ReconfFailureTDD-ExtIEs } } OPTIONAL,
  ...
}

SetSpecificCauseItem-PSCH-ReconfFailureTDD-ExtIEs NBAP-PROTOCOL-EXTENSION ::= {
  ...
}

Unsuccessful-PDSCHSetList-PSCH-ReconfFailureTDD ::= SEQUENCE (SIZE (0.. maxNrOfPDSCHSets)) OF ProtocolIE-Single-Container {{ Unsuccessful-
PDSCHSetItemIE-PSCH-ReconfFailureTDD }}

Unsuccessful-PDSCHSetItemIE-PSCH-ReconfFailureTDD NBAP-PROTOCOL-IES ::= {
  { ID      id-Unsuccessful-PDSCHSetItem-PSCH-ReconfFailureTDD CRITICALITY ignore  TYPE Unsuccessful-PDSCHSetItem-PSCH-ReconfFailureTDDPRESENCE
mandatory}
}

Unsuccessful-PDSCHSetItem-PSCH-ReconfFailureTDD ::= SEQUENCE {
  pDSCHSet-ID      PDSCHSet-ID,
  cause            Cause,

```

```

    iE-Extensions          ProtocolExtensionContainer { {Unsuccessful-PDSCHSetItem-PSCH-ReconfFailureTDD-ExtIEs} } OPTIONAL,
    ...
}

Unsuccessful-PDSCHSetItem-PSCH-ReconfFailureTDD-ExtIEs NBAP-PROTOCOL-EXTENSION ::= {
    ...
}

Unsuccessful-PUSCHSetList-PSCH-ReconfFailureTDD ::= SEQUENCE (SIZE (0.. maxNrOfPUSCHSets)) OF ProtocolIE-Single-Container {{ Unsuccessful-
PUSCHSetItemIE-PSCH-ReconfFailureTDD }}

Unsuccessful-PUSCHSetItemIE-PSCH-ReconfFailureTDD NBAP-PROTOCOL-IES ::= {
    { ID      id-Unsuccessful-PUSCHSetItem-PSCH-ReconfFailureTDD  CRITICALITY ignore  TYPE Unsuccessful-PUSCHSetItem-PSCH-ReconfFailureTDDPRESENCE
mandatory}
}

Unsuccessful-PUSCHSetItem-PSCH-ReconfFailureTDD ::= SEQUENCE {
    pUSCHSet-ID            PUSCHSet-ID,
    cause                  Cause,
    iE-Extensions          ProtocolExtensionContainer { {Unsuccessful-PUSCHSetItem-PSCH-ReconfFailureTDD-ExtIEs} } OPTIONAL,
    ...
}

Unsuccessful-PUSCHSetItem-PSCH-ReconfFailureTDD-ExtIEs NBAP-PROTOCOL-EXTENSION ::= {
    ...
}

-- *****
--
-- RESET REQUEST
--
-- *****

ResetRequest ::= SEQUENCE {
    protocolIEs            ProtocolIE-Container   {{ResetRequest-IEs}},
    protocolExtensions     ProtocolExtensionContainer {{ResetRequest-Extensions}} OPTIONAL,
    ...
}

ResetRequest-IEs NBAP-PROTOCOL-IES ::= {
    {ID id-ResetIndicator  CRITICALITY ignore  TYPE ResetIndicator  PRESENCE mandatory},
    ...
}

ResetRequest-Extensions NBAP-PROTOCOL-EXTENSION ::= {
    ...
}

```



```

}

ResetIndicator ::= CHOICE {
    communicationContext      CommunicationContextList-Reset,
    communicationControlPort  CommunicationControlPortList-Reset,
    nodeB                      NULL,
    ...
}

CommunicationContextList-Reset ::= SEQUENCE {
    communicationContextInfoList-Reset  CommunicationContextInfoList-Reset,
    iE-Extensions                        ProtocolExtensionContainer { {CommunicationContextItem-Reset-ExtIEs} } OPTIONAL,
    ...
}

CommunicationContextItem-Reset-ExtIEs NBAP-PROTOCOL-EXTENSION ::= {
    ...
}

CommunicationContextInfoList-Reset ::= SEQUENCE (SIZE (1.. maxCommunicationContext)) OF ProtocolIE-Single-Container
{{ CommunicationContextInfoItemIE-Reset }}

CommunicationContextInfoItemIE-Reset NBAP-PROTOCOL-IES ::= {
    {ID id-CommunicationContextInfoItem-Reset      CRITICALITY reject      TYPE CommunicationContextInfoItem-Reset      PRESENCE mandatory}
}

CommunicationContextInfoItem-Reset ::= SEQUENCE {
    communicationContextType-Reset      CommunicationContextType-Reset,
    iE-Extensions                        ProtocolExtensionContainer { { CommunicationContextInfoItem-Reset-ExtIEs} } OPTIONAL,
    ...
}

CommunicationContextInfoItem-Reset-ExtIEs NBAP-PROTOCOL-EXTENSION ::= {
    ...
}

CommunicationContextType-Reset ::= CHOICE {
    cRNC-CommunicationContextID      CRNC-CommunicationContextID,
    nodeB-CommunicationContextID     NodeB-CommunicationContextID,
    ...
}

```

```

}

CommunicationControlPortList-Reset ::= SEQUENCE {
    communicationControlPortInfoList-Reset    CommunicationControlPortInfoList-Reset,
    iE-Extensions                             ProtocolExtensionContainer { {CommunicationControlPortItem-Reset-ExtIEs} }    OPTIONAL,
    ...
}

CommunicationControlPortItem-Reset-ExtIEs NBAP-PROTOCOL-EXTENSION ::= {
    ...
}

CommunicationControlPortInfoList-Reset ::= SEQUENCE (SIZE (1.. maxCCPinNodeB)) OF ProtocolIE-Single-Container {{CommunicationControlPortInfoItemIE-Reset }}

CommunicationControlPortInfoItemIE-Reset NBAP-PROTOCOL-IES ::= {
    {ID id-CommunicationControlPortInfoItem-Reset    CRITICALITY reject    TYPE CommunicationControlPortInfoItem-Reset    PRESENCE mandatory}
}

CommunicationControlPortInfoItem-Reset ::= SEQUENCE {
    communicationControlPortID                CommunicationControlPortID,
    iE-Extensions                             ProtocolExtensionContainer { {CommunicationControlPortInfoItem-Reset-ExtIEs} } OPTIONAL,
    ...
}

CommunicationControlPortInfoItem-Reset-ExtIEs NBAP-PROTOCOL-EXTENSION ::= {
    ...
}

-- *****
--
-- RESET RESPONSE
--
-- *****

ResetResponse ::= SEQUENCE {
    protocolIEs        ProtocolIE-Container    {{ResetResponse-IEs}},
    protocolExtensions ProtocolExtensionContainer {{ResetResponse-Extensions}}    OPTIONAL,
    ...
}

```

```

ResetResponse-IEs NBAP-PROTOCOL-IES ::= {
  {ID id-CriticalityDiagnostics      CRITICALITY      ignore      TYPE      CriticalityDiagnostics      PRESENCE optional},
  ...
}

ResetResponse-Extensions NBAP-PROTOCOL-EXTENSION ::= {
  ...
}

END

```

9.3.4 Information Elements Definitions

```

--*****
--
-- Information Element Definitions
--
--*****

NBAP-IEs {
itu-t (0) identified-organization (4) etsi (0) mobileDomain (0)
umts-Access (20) modules (3) nbap (2) version1 (1) nbap-IEs (2) }

DEFINITIONS AUTOMATIC TAGS ::=
BEGIN

IMPORTS
  maxNrOfTFCS,
  maxNrOfErrors,
  maxCTFC,
  maxNrOfTFs,
  maxTTL-count,
  maxRateMatching,
  maxCodeNrComp-1,
  maxNrOfCodeGroups,
  maxNrOfTFCIGroups,
  maxNrOfTFCI1Combs,
  maxNrOfTFCI2Combs,
  maxNrOfTFCI2Combs-1,
  maxNrOfSF,
  maxTGPS,
  maxNrOfUSCHs,
  maxNrOfULTSs,
  maxNrOfDPCHs,
  maxNrOfCodes,
  maxNrOfDSCHs,
  maxNrOfDLTSs,
  maxNrOfDCHs,
  maxNrOfLevels,

  id-MessageStructure

```

FROM NBAP-Constants

Criticality,
 ProcedureID,
 ProtocolIE-ID,
 TransactionID,
 TriggeringMessage

FROM NBAP-CommonDataTypes

NBAP-PROTOCOL-IES,
 ProtocolExtensionContainer {},
 ProtocolIE-Single-Container {},
 NBAP-PROTOCOL-EXTENSION

FROM NBAP-Containers;

-- =====
 -- A
 -- =====

Acknowledged-PCPCH-access-preambles ::= INTEGER (0..15,...)

Acknowledged-PRACH-preambles-Value ::= INTEGER(0..240,...)

-- The number of L1 acknowledged random access tries per every 20 ms period.

AddorDeleteIndicator ::= ENUMERATED {
 add,
 delete
 }

Active-Pattern-Sequence-Information ::= SEQUENCE {
 cmConfigurationChangeCFN CFN,
 transmission-Gap-Pattern-Sequence-Status Transmission-Gap-Pattern-Sequence-Status-List OPTIONAL,
 iE-Extensions ProtocolExtensionContainer { {Active-Pattern-Sequence-Information-ExtIEs} } OPTIONAL,
 ...
 }

Active-Pattern-Sequence-Information-ExtIEs NBAP-PROTOCOL-EXTENSION ::= {
 ...
 }

Transmission-Gap-Pattern-Sequence-Status-List ::= SEQUENCE (SIZE (0..maxTGPS)) OF

SEQUENCE {
 tGPSID TGPSID,
 tGPRC TGPRC,
 tGCFN CFN,
 iE-Extensions ProtocolExtensionContainer { { Transmission-Gap-Pattern-Sequence-Status-List-ExtIEs } } OPTIONAL,
 ...
 }

```
Transmission-Gap-Pattern-Sequence-Status-List-ExtIEs NBAP-PROTOCOL-EXTENSION ::= {
    ...
}

AICH-Power ::= INTEGER (-22..5)
-- Offset in dB.

AICH-TransmissionTiming ::= ENUMERATED {
    v0,
    v1
}

AllocationRetentionPriority ::= SEQUENCE {
    priorityLevel          PriorityLevel,
    pre-emptionCapability  Pre-emptionCapability,
    pre-emptionVulnerability Pre-emptionVulnerability,
    iE-Extensions         ProtocolExtensionContainer { {AllocationRetentionPriority-ExtIEs} } OPTIONAL,
    ...
}

AllocationRetentionPriority-ExtIEs NBAP-PROTOCOL-EXTENSION ::= {
    ...
}

APPreambleSignature ::= INTEGER (0..15)

APSubChannelNumber ::= INTEGER (0..11)

AvailabilityStatus ::= ENUMERATED {
    empty,
    in-test,
    failed,
    power-off,
    off-line,
    off-duty,
    dependency,
    degraded,
    not-installed,
    log-full,
    ...
}

-- =====
-- B
-- =====

BCCH-ModificationTime ::= INTEGER (0..511)
-- Time = BCCH-ModificationTime * 8
-- Range 0 to 4088, step 8
-- All SFN values in which MIB may be mapped are allowed
```

```
BindingID ::= OCTET STRING (SIZE (1..4, ...))

BetaCD ::= INTEGER (0..15)

BlockingPriorityIndicator ::= ENUMERATED {
    high,
    normal,
    low,
    ...
}
-- High priority: Block resource immediately.
-- Normal priority: Block resource when idle or upon timer expiry.
-- Low priority: Block resource when idle.

BlockSTTD-Indicator ::= ENUMERATED {
    active,
    inactive
}

-- =====
-- C
-- =====

Cause ::= CHOICE {
    radioNetwork          CauseRadioNetwork,
    transport             CauseTransport,
    protocol              CauseProtocol,
    misc                  CauseMisc,
    ...
}

CauseMisc ::= ENUMERATED {
    control-processing-overload,
    hardware-failure,
    oam-intervention,
    not-enough-user-plane-processing-resources,
    unspecified,
    ...
}

CauseProtocol ::= ENUMERATED {
    transfer-syntax-error,
    abstract-syntax-error-reject,
    abstract-syntax-error-ignore-and-notify,
    message-not-compatible-with-receiver-state,
    semantic-error,
    unspecified,
    abstract-syntax-error-falsely-constructed-message,
    ...
}

CauseRadioNetwork ::= ENUMERATED {
    unknown-C-ID,
```

```
cell-not-available,  
power-level-not-supported,  
dl-radio-resources-not-available,  
ul-radio-resources-not-available,  
rl-already-ActivatedOrAllocated,  
nodeB-Resources-unavailable,  
measurement-not-supported-for-the-object,  
combining-resources-not-available,  
requested-configuration-not-supported,  
synchronisation-failure,  
priority-transport-channel-established,  
sIB-Origination-in-Node-B-not-Supported,  
requested-tx-diversity-mode-not-supported,  
unspecified,  
bCCH-scheduling-error,  
measurement-temporarily-not-available,  
invalid-CM-settings,  
reconfiguration-CFN-not-elapsed,  
number-of-DL-codes-not-supported,  
s-cipch-not-supported,  
combining-not-supported,  
ul-sf-not-supported,  
dl-SF-not-supported,  
common-transport-channel-type-not-supported,  
dedicated-transport-channel-type-not-supported,  
downlink-shared-channel-type-not-supported,  
uplink-shared-channel-type-not-supported,  
cm-not-supported,  
tx-diversity-no-longer-supported,  
unknown-Local-Cell-ID,  
...,  
number-of-UL-codes-not-supported  
}  
  
CauseTransport ::= ENUMERATED {  
    transport-resource-unavailable,  
    unspecified,  
    ...  
}  
  
CCTrCH-ID ::= INTEGER (0..15)  
  
CDSubChannelNumbers ::= BIT STRING (SIZE (12))  
  
CellParameterID ::= INTEGER (0..127,...)  
  
CFN ::= INTEGER (0..255)  
  
Channel-Assignment-Indication ::= ENUMERATED {  
    cA-Active,  
    cA-Inactive  
}
```

```

ChipOffset ::= INTEGER (0..38399)
-- Unit Chip

C-ID ::= INTEGER (0..65535)

Closedlooptimingadjustmentmode ::= ENUMERATED {
    adj-1-slot,
    adj-2-slot,
    ...
}

CommonChannelsCapacityConsumptionLaw ::= SEQUENCE (SIZE(1..maxNrOfSF)) OF
    SEQUENCE {
        dl-Cost          INTEGER (0..65535),
        ul-Cost          INTEGER (0..65535),
        iE-Extensions   ProtocolExtensionContainer { { CommonChannelsCapacityConsumptionLaw-ExtIEs } } OPTIONAL,
        ...
    }

CommonChannelsCapacityConsumptionLaw-ExtIEs NBAP-PROTOCOL-EXTENSION ::= {
    ...
}

CommonMeasurementType ::= ENUMERATED {
    received-total-wide-band-power,
    transmitted-carrier-power,
    acknowledged-prach-preambles,
    ul-timeslot-iscp,
    acknowledged-PCPCH-access-preambles,
    detected-PCPCH-access-preambles,
    ...
}

CommonMeasurementValue ::= CHOICE {
    transmitted-carrier-power          Transmitted-Carrier-Power-Value,
    received-total-wide-band-power     Received-total-wide-band-power-Value,
    acknowledged-prach-preambles      Acknowledged-PRACH-preambles-Value,
    uL-TimeslotISCP                    UL-TimeslotISCP-Value,
    acknowledged-PCPCH-access-preambles Acknowledged-PCPCH-access-preambles,
    detected-PCPCH-access-preambles    Detected-PCPCH-access-preambles,
    ...
}

CommonMeasurementValueInformation ::= CHOICE {
    measurementAvailable      CommonMeasurementAvailable,
    measurementnotAvailable   CommonMeasurementnotAvailable
}

CommonMeasurementAvailable ::= SEQUENCE {
    commonmeasurementValue     CommonMeasurementValue,

```



```
    ie-Extensions          ProtocolExtensionContainer { { CommonMeasurementAvailableItem-ExtIEs } }    OPTIONAL,
    ...
}

CommonMeasurementAvailableItem-ExtIEs NBAP-PROTOCOL-EXTENSION ::= {
    ...
}
CommonMeasurementnotAvailable ::= NULL

CommonPhysicalChannelID ::= INTEGER (0..255)

Common-PhysicalChannel-Status-Information ::= SEQUENCE {
    commonPhysicalChannelID      CommonPhysicalChannelID,
    resourceOperationalState     ResourceOperationalState,
    availabilityStatus           AvailabilityStatus,
    iE-Extensions                ProtocolExtensionContainer { { Common-PhysicalChannel-Status-Information-ExtIEs } }    OPTIONAL,
    ...
}

Common-PhysicalChannel-Status-Information-ExtIEs NBAP-PROTOCOL-EXTENSION ::= {
    ...
}

CommonTransportChannelID ::= INTEGER (0..255)

Common-TransportChannel-Status-Information ::= SEQUENCE {
    commonTransportChannelID     CommonTransportChannelID,
    resourceOperationalState     ResourceOperationalState,
    availabilityStatus           AvailabilityStatus,
    iE-Extensions                ProtocolExtensionContainer { { Common-TransportChannel-Status-Information-ExtIEs } }    OPTIONAL,
    ...
}

Common-TransportChannel-Status-Information-ExtIEs NBAP-PROTOCOL-EXTENSION ::= {
    ...
}

CommunicationControlPortID ::= INTEGER (0..65535)

Compressed-Mode-Deactivation-Flag ::= ENUMERATED {
    deactivate,
    maintain-Active
}
-- on=deactivate

ConfigurationGenerationID ::= INTEGER (0..255)
-- Value '0' means "No configuration"

ConstantValue ::= INTEGER (-10..10,...)
```

```
-- -10 dB - +10 dB
-- unit dB
-- step 1 dB
```

```
CPCH-Allowed-Total-Rate ::= ENUMERATED {
    v15,
    v30,
    v60,
    v120,
    v240,
    v480,
    v960,
    v1920,
    v2880,
    v3840,
    v4800,
    v5760,
    ...
}

CPCHScramblingCodeNumber ::= INTEGER (0..79)

CPCH-UL-DPCCH-SlotFormat ::= INTEGER (0..2,...)

CriticalityDiagnostics ::= SEQUENCE {
    procedureID          ProcedureID          OPTIONAL,
    triggeringMessage    TriggeringMessage    OPTIONAL,
    procedureCriticality Criticality          OPTIONAL,
    transactionID        TransactionID        OPTIONAL,
    iEsCriticalityDiagnostics CriticalityDiagnostics-IE-List OPTIONAL,
    iE-Extensions        ProtocolExtensionContainer { {CriticalityDiagnostics-ExtIEs} } OPTIONAL,
    ...
}

CriticalityDiagnostics-ExtIEs NBAP-PROTOCOL-EXTENSION ::= {
    ...
}

CriticalityDiagnostics-IE-List ::= SEQUENCE (SIZE (1..maxNrOfErrors)) OF
    SEQUENCE {
        iECriticality      Criticality,
        iE-ID              ProtocolIE-ID,
        repetitionNumber   RepetitionNumber OPTIONAL,
        iE-Extensions      ProtocolExtensionContainer { {CriticalityDiagnostics-IE-List-ExtIEs} } OPTIONAL,
        ...
    }

CriticalityDiagnostics-IE-List-ExtIEs NBAP-PROTOCOL-EXTENSION ::= {
    { ID id-MessageStructure CRITICALITY ignore EXTENSION MessageStructure PRESENCE optional },
    ...
}

MessageStructure ::= SEQUENCE (SIZE (1..maxNrOfLevels)) OF
```

```

SEQUENCE {
    iE-ID                ProtocolIE-ID,
    repetitionNumber    RepetitionNumber OPTIONAL,
    iE-Extensions       ProtocolExtensionContainer { {MessageStructure-ExtIEs} } OPTIONAL,
    ...
}

MessageStructure-ExtIEs NBAP-PROTOCOL-EXTENSION ::= {
    ...
}

CRNC-CommunicationContextID ::= INTEGER (0..1048575)

-- =====
-- D
-- =====

DCH-ID ::= INTEGER (0..255)

DCH-FDD-Information ::= SEQUENCE (SIZE (1..maxNrOfDCHs)) OF DCH-FDD-InformationItem

DCH-FDD-InformationItem ::= SEQUENCE {
    payloadCRC-PresenceIndicator PayloadCRC-PresenceIndicator,
    ul-FP-Mode                   UL-FP-Mode,
    toAWS                         ToAWS,
    toAWE                         ToAWE,
    dCH-SpecificInformationList  DCH-Specific-FDD-InformationList,
    iE-Extensions                ProtocolExtensionContainer { { DCH-FDD-InformationItem-ExtIEs} } OPTIONAL,
    ...
}

DCH-FDD-InformationItem-ExtIEs NBAP-PROTOCOL-EXTENSION ::= {
    ...
}

DCH-Specific-FDD-InformationList ::= SEQUENCE (SIZE (1..maxNrOfDCHs)) OF DCH-Specific-FDD-Item

DCH-Specific-FDD-Item ::= SEQUENCE {
    dCH-ID                DCH-ID,
    ul-TransportFormatSet TransportFormatSet,
    dl-TransportFormatSet TransportFormatSet,
    allocationRetentionPriority AllocationRetentionPriority,
    frameHandlingPriority  FrameHandlingPriority,
    qE-Selector            QE-Selector,
    iE-Extensions         ProtocolExtensionContainer { { DCH-Specific-FDD-Item-ExtIEs} } OPTIONAL,
    ...
}

DCH-Specific-FDD-Item-ExtIEs NBAP-PROTOCOL-EXTENSION ::= {
    ...
}

```

DCH-InformationResponse ::= SEQUENCE (SIZE (1..maxNrOfDCHs)) OF DCH-InformationResponseItem

```
DCH-InformationResponseItem ::= SEQUENCE {
    dCH-ID                               DCH-ID,
    bindingID                             BindingID OPTIONAL,
    transportLayerAddress                 TransportLayerAddress OPTIONAL,
    iE-Extensions                         ProtocolExtensionContainer { { DCH-InformationResponseItem-ExtIEs } } OPTIONAL,
    ...
}
```

```
DCH-InformationResponseItem-ExtIEs NBAP-PROTOCOL-EXTENSION ::= {
    ...
}
```

DCH-TDD-Information ::= SEQUENCE (SIZE (1..maxNrOfDCHs)) OF DCH-TDD-InformationItem

```
DCH-TDD-InformationItem ::= SEQUENCE {
    payloadCRC-PresenceIndicator         PayloadCRC-PresenceIndicator,
    ul-FP-Mode                           UL-FP-Mode,
    toAWS                                 ToAWS,
    toAWE                                 ToAWE,
    dCH-SpecificInformationList          DCH-Specific-TDD-InformationList,
    iE-Extensions                         ProtocolExtensionContainer { { DCH-TDD-InformationItem-ExtIEs } } OPTIONAL,
    ...
}
```

```
DCH-TDD-InformationItem-ExtIEs NBAP-PROTOCOL-EXTENSION ::= {
    ...
}
```

DCH-Specific-TDD-InformationList ::= SEQUENCE (SIZE (1..maxNrOfDCHs)) OF DCH-Specific-TDD-Item

```
DCH-Specific-TDD-Item ::= SEQUENCE {
    dCH-ID                               DCH-ID,
    ul-CCTrCH-ID                         CCTrCH-ID,
    dl-CCTrCH-ID                         CCTrCH-ID,
    ul-TransportFormatSet                TransportFormatSet,
    dl-TransportFormatSet                TransportFormatSet,
    allocationRetentionPriority           AllocationRetentionPriority,
    frameHandlingPriority                 FrameHandlingPriority,
    qE-Selector                           QE-Selector OPTIONAL,
    -- This IE is present only if DCH is part of set of Coordinated DCHs
    iE-Extensions                         ProtocolExtensionContainer { { DCH-Specific-TDD-Item-ExtIEs } } OPTIONAL,
    ...
}
```

```
DCH-Specific-TDD-Item-ExtIEs NBAP-PROTOCOL-EXTENSION ::= {
    ...
}
```

FDD-DCHs-to-Modify ::= SEQUENCE (SIZE (1..maxNrOfDCHs)) OF FDD-DCHs-to-ModifyItem

```
FDD-DCHs-to-ModifyItem ::= SEQUENCE {
```

```

    ul-FP-Mode          UL-FP-Mode          OPTIONAL,
    toAWS               ToAWS               OPTIONAL,
    toAWE               ToAWE               OPTIONAL,
    transportBearerRequestIndicator TransportBearerRequestIndicator,
    dCH-SpecificInformationList DCH-ModifySpecificInformation-FDD,
    iE-Extensions      ProtocolExtensionContainer { { FDD-DCHs-to-ModifyItem-ExtIEs} } OPTIONAL,
    ...
}

FDD-DCHs-to-ModifyItem-ExtIEs NBAP-PROTOCOL-EXTENSION ::= {
    ...
}

DCH-ModifySpecificInformation-FDD ::= SEQUENCE (SIZE (1..maxNrOfDCHs)) OF DCH-ModifySpecificItem-FDD

DCH-ModifySpecificItem-FDD ::= SEQUENCE {
    dCH-ID              DCH-ID,
    ul-TransportFormatSet TransportFormatSet OPTIONAL,
    dl-TransportFormatSet TransportFormatSet OPTIONAL,
    allocationRetentionPriority AllocationRetentionPriority OPTIONAL,
    frameHandlingPriority FrameHandlingPriority OPTIONAL,
    iE-Extensions      ProtocolExtensionContainer { { DCH-ModifySpecificItem-FDD-ExtIEs} } OPTIONAL,
    ...
}

DCH-ModifySpecificItem-FDD-ExtIEs NBAP-PROTOCOL-EXTENSION ::= {
    ...
}

TDD-DCHs-to-Modify ::= SEQUENCE (SIZE (1..maxNrOfDCHs)) OF DCH-ModifyItem-TDD

DCH-ModifyItem-TDD ::= SEQUENCE {
    ul-FP-Mode          UL-FP-Mode          OPTIONAL,
    toAWS               ToAWS               OPTIONAL,
    toAWE               ToAWE               OPTIONAL,
    transportBearerRequestIndicator TransportBearerRequestIndicator,
    dCH-SpecificInformationList DCH-ModifySpecificInformation-TDD,
    iE-Extensions      ProtocolExtensionContainer { { TDD-DCHs-to-ModifyItem-ExtIEs} } OPTIONAL,
    ...
}

TDD-DCHs-to-ModifyItem-ExtIEs NBAP-PROTOCOL-EXTENSION ::= {
    ...
}

DCH-ModifySpecificInformation-TDD ::= SEQUENCE (SIZE (1..maxNrOfDCHs)) OF DCH-ModifySpecificItem-TDD

DCH-ModifySpecificItem-TDD ::= SEQUENCE {
    dCH-ID              DCH-ID,
    ul-CCTrCH-ID       CCTrCH-ID              OPTIONAL,
    dl-CCTrCH-ID       CCTrCH-ID              OPTIONAL,
    ul-TransportFormatSet TransportFormatSet OPTIONAL,

```

```

dl-TransportFormatSet      TransportFormatSet      OPTIONAL,
allocationRetentionPriority AllocationRetentionPriority OPTIONAL,
frameHandlingPriority      FrameHandlingPriority  OPTIONAL,
iE-Extensions             ProtocolExtensionContainer { { DCH-ModifySpecificItem-TDD-ExtIEs } } OPTIONAL,
...
}

DCH-ModifySpecificItem-TDD-ExtIEs NBAP-PROTOCOL-EXTENSION ::= {
...
}

DedicatedChannelsCapacityConsumptionLaw ::= SEQUENCE ( SIZE(1..maxNrOfSF) ) OF
SEQUENCE {
dl-Cost-1      INTEGER (0..65535),
dl-Cost-2      INTEGER (0..65535),
ul-Cost-1      INTEGER (0..65535),
ul-Cost-2      INTEGER (0..65535),
iE-Extensions ProtocolExtensionContainer { { DedicatedChannelsCapacityConsumptionLaw-ExtIEs } } OPTIONAL,
...
}

DedicatedChannelsCapacityConsumptionLaw-ExtIEs NBAP-PROTOCOL-EXTENSION ::= {
...
}

DedicatedMeasurementType ::= ENUMERATED {
sir,
sir-error,
transmitted-code-power,
rscp,
rx-timing-deviation,
round-trip-time,
...
}

DedicatedMeasurementValue ::= CHOICE {
sIR-Value          SIR-Value,
sIR-ErrorValue     SIR-Error-Value,
transmittedCodePowerValue Transmitted-Code-Power-Value,
rSCP               RSCP-Value,
rxTimingDeviationValue Rx-Timing-Deviation-Value,
roundTripTime      Round-Trip-Time-Value,
...
}

DedicatedMeasurementValueInformation ::= CHOICE {
measurementAvailable      DedicatedMeasurementAvailable,
measurementnotAvailable   DedicatedMeasurementnotAvailable
}

DedicatedMeasurementAvailable ::= SEQUENCE {

```

```

    dedicatedmeasurementValue    DedicatedMeasurementValue,
    cFN                           CFN                           OPTIONAL,
    ie-Extensions                 ProtocolExtensionContainer { { DedicatedMeasurementAvailableItem-ExtIEs} } OPTIONAL,
    ...
}

DedicatedMeasurementAvailableItem-ExtIEs NBAP-PROTOCOL-EXTENSION ::= {
    ...
}

DedicatedMeasurementnotAvailable ::= NULL

Detected-PCPCH-access-preambles ::= INTEGER (0..240,...)

DeltaSIR ::= INTEGER (0..30)
-- Unit dB, Step 0.1 dB, Range 0..3 dB.

DiversityControlField ::= ENUMERATED {
    may,
    must,
    must-not,
    ...
}

DiversityMode ::= ENUMERATED {
    none,
    sTTD,
    closed-loop-mode1,
    closed-loop-mode2,
    ...
}

DL-DPCH-SlotFormat ::= INTEGER (0..16,...)

DL-Timeslot-Information ::= SEQUENCE (SIZE (1.. maxNrOfDLTSs)) OF DL-Timeslot-InformationItem

DL-Timeslot-InformationItem ::= SEQUENCE {
    timeSlot                      TimeSlot,
    midambleShiftAndBurstType     MidambleShiftAndBurstType,
    tFCI-Presence                 TFCI-Presence,
    dL-Code-Information           TDD-DL-Code-Information,
    iE-Extensions                 ProtocolExtensionContainer { { DL-Timeslot-InformationItem-ExtIEs} } OPTIONAL,
    ...
}

DL-Timeslot-InformationItem-ExtIEs NBAP-PROTOCOL-EXTENSION ::= {
    ...
}

```

```

DL-FrameType ::= ENUMERATED {
    typeA,
    typeB,
    ...
}

DL-or-Global-CapacityCredit ::= INTEGER (0..65535)

DL-Power ::= INTEGER (-350..150)
-- DL-Power = power * 10
-- If Power <=-35 DL-Power shall be set to -350
-- if Power >=15 DL-Power shall be set to 150
-- Unit dB, Range -35dB .. +15dB, Step +0.1dB

DLPowerAveragingWindowSize ::= INTEGER (1..60)

DL-ScramblingCode ::= INTEGER (0..15)
-- 0= Primary scrambling code of the cell, 1..15= Secondary scrambling code --

DL-TimeslotISCP ::= INTEGER (0..91)

DL-TimeslotISCPInfo ::= SEQUENCE (SIZE (1..maxNrOfDLTSs)) OF DL-TimeslotISCPInfoItem

DL-TimeslotISCPInfoItem ::= SEQUENCE {
    timeSlot                TimeSlot,
    dL-TimeslotISCP         DL-TimeslotISCP,
    iE-Extensions           ProtocolExtensionContainer { {DL-TimeslotISCPInfoItem-ExtIEs} } OPTIONAL,
    ...
}

DL-TimeslotISCPInfoItem-ExtIEs NBAP-PROTOCOL-EXTENSION ::= {
    ...
}

DL-TPC-Pattern01Count ::= INTEGER (0..30,...)

Downlink-Compressed-Mode-Method ::= ENUMERATED {
    puncturing,
    sFdiv2,
    higher-layer-scheduling,
    ...
}

DPCH-ID ::= INTEGER (0..239)

DSCH-ID ::= INTEGER (0..255)

DSCH-InformationResponse ::= SEQUENCE (SIZE (1..maxNrOfDSCHs)) OF DSCH-InformationResponseItem

DSCH-InformationResponseItem ::= SEQUENCE {
    dSCH-ID                  DSCH-ID,

```



```

bindingID                BindingID                OPTIONAL,
transportLayerAddress    TransportLayerAddress  OPTIONAL,
iE-Extensions            ProtocolExtensionContainer { { DSCH-InformationResponseItem-ExtIEs } }  OPTIONAL,
...
}

DSCH-InformationResponseItem-ExtIEs NBAP-PROTOCOL-EXTENSION ::= {
...
}

DSCH-FDD-Information ::= SEQUENCE (SIZE (1..maxNrOfDSCHs)) OF DSCH-FDD-InformationItem

DSCH-FDD-InformationItem ::= SEQUENCE {
    dSCH-ID                DSCH-ID,
    transportFormatSet     TransportFormatSet,
    allocationRetentionPriority AllocationRetentionPriority,
    frameHandlingPriority  FrameHandlingPriority,
    toAWS                  ToAWS,
    toAWE                  ToAWE,
    iE-Extensions         ProtocolExtensionContainer { { DSCH-FDD-InformationItem-ExtIEs} }  OPTIONAL,
    ...
}

DSCH-FDD-InformationItem-ExtIEs NBAP-PROTOCOL-EXTENSION ::= {
...
}

DSCH-TDD-Information ::= SEQUENCE (SIZE (1..maxNrOfDSCHs)) OF DSCH-TDD-InformationItem

DSCH-TDD-InformationItem ::= SEQUENCE {
    dSCH-ID                DSCH-ID,
    cCTrCH-ID              CCTrCH-ID,
    transportFormatSet     TransportFormatSet,
    allocationRetentionPriority AllocationRetentionPriority,
    frameHandlingPriority  FrameHandlingPriority,
    toAWS                  ToAWS,
    toAWE                  ToAWE,
    iE-Extensions         ProtocolExtensionContainer { { DSCH-TDD-InformationItem-ExtIEs} }  OPTIONAL,
    ...
}

DSCH-TDD-InformationItem-ExtIEs NBAP-PROTOCOL-EXTENSION ::= {
...
}

-- =====
-- E
-- =====

End-Of-Audit-Sequence-Indicator ::= ENUMERATED {
    end-of-audit-sequence,
    not-end-of-audit-sequence
}

```

```

}

-- =====
-- F
-- =====

FDD-DL-ChannelisationCodeNumber ::= INTEGER(0.. 511)
-- According to the mapping in [9]. The maximum value is equal to the DL spreading factor -1--

FDD-DL-CodeInformation ::= SEQUENCE (SIZE (1..maxNrOfCodes)) OF FDD-DL-CodeInformationItem

FDD-DL-CodeInformationItem ::= SEQUENCE {
    dl-ScramblingCode          DL-ScramblingCode,
    fdd-DL-ChannelisationCodeNumber FDD-DL-ChannelisationCodeNumber,
    transmissionGapPatternSequenceCodeInformation TransmissionGapPatternSequenceCodeInformation OPTIONAL,
    iE-Extensions              ProtocolExtensionContainer { { FDD-DL-CodeInformationItem-ExtIEs } } OPTIONAL,
    ...
}

FDD-DL-CodeInformationItem-ExtIEs NBAP-PROTOCOL-EXTENSION ::= {
    ...
}

FDD-S-CCPCH-Offset ::= INTEGER (0..149)
-- 0: 0 chip, 1: 256 chip, 2: 512 chip, .. ,149: 38144 chip [7] --

FDD-TPC-DownlinkStepSize ::= ENUMERATED {
    step-size0-5,
    step-size1,
    step-size1-5,
    step-size2,
    ...
}

FirstRLS-Indicator ::= ENUMERATED {
    first-RLS,
    not-first-RLS,
    ...
}

FNReportingIndicator ::= ENUMERATED {
    fN-reporting-required,
    fN-reporting-not-required
}

FrameHandlingPriority ::= INTEGER (0..15)
-- 0=lower priority, 15=higher priority --

FrameOffset ::= INTEGER (0..255)

-- =====

```

```
-- G
-- =====

GapLength                ::= INTEGER (1..14)
-- Unit slot

GapDuration              ::= INTEGER (1..144,...)
-- Unit frame

-- =====
-- H
-- =====

-- =====
-- I
-- =====

IB-OC-ID ::= INTEGER (1..16)

IB-SG-DATA ::= BIT STRING
-- Contains SIB data fixed" or "SIB data variable" in segment as encoded in ref.[18].

IB-SG-POS ::= INTEGER (0..4094)
-- Only even positions allowed

IB-SG-REP ::= ENUMERATED {rep4, rep8, rep16, rep32, rep64, rep128, rep256, rep512, rep1024, rep2048, rep4096}

IB-Type ::= ENUMERATED {
    mIB,
    sB1,
    sB2,
    sIB1,
    sIB2,
    sIB3,
    sIB4,
    sIB5,
    sIB6,
    sIB7,
    sIB8,
    sIB9,
    sIB10,
    sIB11,
    sIB12,
    sIB13,
    sIB13dot1,
    sIB13dot2,
    sIB13dot3,
    sIB13dot4,
    sIB14,
    sIB15,
    sIB15dot1,
    sIB15dot2,
```

```
sIB15dot3,
sIB16,
...,
sIB17
}

IndicationType ::= ENUMERATED {
    noFailure,
    serviceImpacting,
    ...
}

InnerLoopDLPCStatus ::= ENUMERATED {
    active,
    inactive
}

-- =====
-- J
-- =====

-- =====
-- K
-- =====

-- =====
-- L
-- =====

Local-Cell-ID ::= INTEGER (0..268435455)

-- =====
-- M
-- =====

MaximumDL-PowerCapability ::= INTEGER(0..500)
-- Unit dBm, Range 0dBm .. 50dBm, Step +0.1dB

MaximumTransmissionPower ::= INTEGER(0..500)
-- Unit dBm, Range 0dBm .. 50dBm, Step +0.1dB

MaxNrOfUL-DPDCHs ::= INTEGER (1..6)

Max-Number-of-PCPCHes ::= INTEGER (1..64,...)

MaxPRACH-MidambleShifts ::= ENUMERATED {
    shift4,
    shift8,
    ...
}

MeasurementFilterCoefficient ::= ENUMERATED {k0, k1, k2, k3, k4, k5, k6, k7, k8, k9, k11, k13, k15, k17, k19,...}
-- Measurement Filter Coefficient to be used for measurement
```

```

MeasurementID ::= INTEGER (0..1048575)

MidambleConfigurationBurstType1And3 ::=      ENUMERATED {v4, v8, v16}

MidambleConfigurationBurstType2 ::=      ENUMERATED {v3, v6}

MidambleShiftAndBurstType ::=      CHOICE {
  type1          SEQUENCE {
    midambleConfigurationBurstType1And3 MidambleConfigurationBurstType1And3,
    midambleAllocationMode              CHOICE {
      defaultMidamble          NULL,
      commonMidamble           NULL,
      ueSpecificMidamble      MidambleShiftLong,
      ...
    },
    ...
  },
  type2          SEQUENCE {
    midambleConfigurationBurstType2     MidambleConfigurationBurstType2,
    midambleAllocationMode              CHOICE {
      defaultMidamble          NULL,
      commonMidamble           NULL,
      ueSpecificMidamble      MidambleShiftShort,
      ...
    },
    ...
  },
  type3          SEQUENCE {
    midambleConfigurationBurstType1And3 MidambleConfigurationBurstType1And3,
    midambleAllocationMode              CHOICE {
      defaultMidamble          NULL,
      ueSpecificMidamble      MidambleShiftLong,
      ...
    },
    ...
  },
  ...
}

MidambleShiftLong ::=      INTEGER (0..15)

MidambleShiftShort ::=     INTEGER (0..5)

MinimumDL-PowerCapability ::= INTEGER(0..800)
-- Unit dBm, Range -30dBm .. 50dBm, Step +0.1dB

MinSpreadingFactor ::= ENUMERATED {
  v4,
  v8,
  v16,
  v32,
  v64,
}

```

```
        v128,  
        v256,  
        v512  
    }  
  
    MinUL-ChannelisationCodeLength ::= ENUMERATED {  
        v4,  
        v8,  
        v16,  
        v32,  
        v64,  
        v128,  
        v256,  
        ...  
    }  
  
    MultiplexingPosition ::= ENUMERATED {  
        fixed,  
        flexible  
    }  
  
    -- =====  
    -- N  
    -- =====  
  
    NEOT ::= INTEGER (0..8)  
  
    NFmax ::= INTEGER (1..64,...)  
  
    N-INSYNC-IND ::= INTEGER (1..256)  
  
    N-OUTSYNC-IND ::= INTEGER (1..256)  
  
    NodeB-CommunicationContextID ::= INTEGER (0..1048575)  
  
    NStartMessage ::= INTEGER (1..8)  
  
    -- =====  
    -- O  
    -- =====  
  
    -- =====  
    -- P  
    -- =====  
  
    PagingIndicatorLength ::= ENUMERATED {  
        v2,  
        v4,  
        v8,  
        ...  
    }  
  
    PayloadCRC-PresenceIndicator ::= ENUMERATED {
```

```

    cRC-Included,
    cRC-NotIncluded,
    ...
}

PCCPCH-Power ::= INTEGER (-150..400,...)
-- PCCPCH-power = power * 10
-- If power <= -15 PCCPCH shall be set to -150
-- If power >= 40 PCCPCH shall be set to 400
-- Unit dBm, Range -15dBm .. +40 dBm, Step +0.1dB

PCP-Length ::= ENUMERATED{
    v0,
    v8
}

PDSCH-CodeMapping ::= SEQUENCE {
    dl-ScramblingCode          DL-ScramblingCode,
    signallingMethod          CHOICE {
        code-Range            PDSCH-CodeMapping-PDSCH-CodeMappingInformationList,
        tFCI-Range            PDSCH-CodeMapping-DSCH-MappingInformationList,
        explicit               PDSCH-CodeMapping-PDSCH-CodeInformationList,
        ...
    },
    iE-Extensions              ProtocolExtensionContainer { { PDSCH-CodeMapping-ExtIEs} } OPTIONAL,
    ...
}

PDSCH-CodeMapping-ExtIEs NBAP-PROTOCOL-EXTENSION ::= {
    ...
}

PDSCH-CodeMapping-CodeNumberComp ::= INTEGER (0..maxCodeNrComp-1)

PDSCH-CodeMapping-SpreadingFactor ::= ENUMERATED {
    v4,
    v8,
    v16,
    v32,
    v64,
    v128,
    v256,
    ...
}

PDSCH-CodeMapping-PDSCH-CodeMappingInformationList ::= SEQUENCE (SIZE (1..maxNrOfCodeGroups)) OF
SEQUENCE {
    spreadingFactor            PDSCH-CodeMapping-SpreadingFactor,
    multi-CodeInfo            PDSCH-Multi-CodeInfo,
    start-CodeNumber          PDSCH-CodeMapping-CodeNumberComp,
    stop-CodeNumber          PDSCH-CodeMapping-CodeNumberComp,
    iE-Extensions              ProtocolExtensionContainer { { PDSCH-CodeMapping-PDSCH-CodeMappingInformationList-ExtIEs} } OPTIONAL,
    ...
}

```

```

}

PDSCH-CodeMapping-PDSCH-CodeMappingInformationList-ExtIEs NBAP-PROTOCOL-EXTENSION ::= {
    ...
}

PDSCH-CodeMapping-DSCH-MappingInformationList ::= SEQUENCE (SIZE (1..maxNrOfTFCIGroups)) OF
    SEQUENCE {
        maxTFCI-field2-Value          PDSCH-CodeMapping-MaxTFCI-Field2-Value,
        spreadingFactor                PDSCH-CodeMapping-SpreadingFactor,
        multi-CodeInfo                 PDSCH-Multi-CodeInfo,
        codeNumber                     PDSCH-CodeMapping-CodeNumberComp,
        iE-Extensions                  ProtocolExtensionContainer { { PDSCH-CodeMapping-DSCH-MappingInformationList-ExtIEs} } OPTIONAL,
        ...
    }

PDSCH-CodeMapping-DSCH-MappingInformationList-ExtIEs NBAP-PROTOCOL-EXTENSION ::= {
    ...
}

PDSCH-CodeMapping-MaxTFCI-Field2-Value ::= INTEGER (1..1023)

PDSCH-CodeMapping-PDSCH-CodeInformationList ::= SEQUENCE (SIZE (1..maxNrOfTFCI2Combs)) OF
    SEQUENCE {
        spreadingFactor                PDSCH-CodeMapping-SpreadingFactor,
        multi-CodeInfo                 PDSCH-Multi-CodeInfo,
        codeNumber                     PDSCH-CodeMapping-CodeNumberComp,
        iE-Extensions                  ProtocolExtensionContainer { { PDSCH-CodeMapping-PDSCH-CodeInformationList-ExtIEs} } OPTIONAL,
        ...
    }

PDSCH-CodeMapping-PDSCH-CodeInformationList-ExtIEs NBAP-PROTOCOL-EXTENSION ::= {
    ...
}

PDSCH-Multi-CodeInfo ::= INTEGER (1..16)

PDSCH-ID ::= INTEGER (0..255)

PDSCHSet-ID ::= INTEGER (0..255)

PICH-Mode ::= ENUMERATED {
    v18,
    v36,
    v72,
    v144,
    ...
}

PICH-Power ::= INTEGER (-10..5)
-- Unit dB, Range -10dB .. +5dB, Step +1dB

PowerAdjustmentType ::= ENUMERATED {

```



```
    none,  
    common,  
    individual  
}  
  
PowerOffset ::= INTEGER (0..24)  
-- PowerOffset = offset * 0.25  
-- Unit dB, Range 0dB .. +6dB, Step +0.25dB  
  
PowerRaiseLimit ::= INTEGER (0..10)  
  
PRACH-Midamble ::= ENUMERATED {  
    inverted,  
    direct,  
    ...  
}  
  
PreambleSignatures ::= BIT STRING (SIZE (16))  
-- Bit 0=P0, Bit 1=P1, .. ,Bit 15=P15 [9] --  
  
PreambleThreshold ::= INTEGER (0..72)  
-- 0= -36.0dB, 1= -35.5dB, ... , 72= 0.0dB  
  
Pre-emptionCapability ::= ENUMERATED {  
    shall-not-trigger-pre-emption,  
    may-trigger-pre-emption  
}  
  
Pre-emptionVulnerability ::= ENUMERATED {  
    not-pre-emptable,  
    pre-emptable  
}  
  
PrimaryCPICH-Power ::= INTEGER(-100..500)  
-- step 0.1 (Range -10.0..50.0) Unit is dBm  
  
PrimaryScramblingCode ::= INTEGER (0..511)  
  
PriorityLevel ::= INTEGER (0..15)  
-- 0 = spare, 1 = highest priority, ...14 = lowest priority and 15 = no priority  
  
PropagationDelay ::= INTEGER (0..255)  
-- Unit: chips, step size 3 chips  
-- example: 0 = 0chip, 1 = 3chips  
  
SCH-TimeSlot ::= INTEGER (0..6)  
  
PunctureLimit ::= INTEGER (0..15)  
-- 0: 40%; 1: 44%; ... 14: 96%; 15: 100%  
  
PUSCH-ID ::= INTEGER (0..255)  
  
PUSCHSet-ID ::= INTEGER (0..255)
```

```
-- =====
-- Q
-- =====

QE-Selector ::= ENUMERATED {
    selected,
    non-selected
}

-- =====
-- R
-- =====

RACH-SlotFormat ::= ENUMERATED {
    v0,
    v1,
    v2,
    v3,
    ...
}

RACH-SubChannelNumbers ::= BIT STRING (SIZE (12))
-- Bit 0=Sub Channel Number 0, Bit 1=Sub Channel Number 1, ..., Bit 11=Sub Channel Number 11

RepetitionLength ::= INTEGER (1..63)

RepetitionPeriod ::= ENUMERATED {
    v1,
    v2,
    v4,
    v8,
    v16,
    v32,
    v64,
    ...
}

RepetitionNumber ::= INTEGER (1..256)

RefTFCNumber ::= INTEGER (0..3)

ReportCharacteristics ::= CHOICE {
    onDemand          NULL,
    periodic          ReportCharacteristicsType-ReportPeriodicity,
    event-a           ReportCharacteristicsType-EventA,
    event-b           ReportCharacteristicsType-EventB,
    event-c           ReportCharacteristicsType-EventC,
    event-d           ReportCharacteristicsType-EventD,
    event-e           ReportCharacteristicsType-EventE,
    event-f           ReportCharacteristicsType-EventF,
    ...
}
```

```

ReportCharacteristicsType-EventA ::= SEQUENCE {
    measurementThreshold      ReportCharacteristicsType-MeasurementThreshold,
    measurementHysteresisTime ReportCharacteristicsType-ScaledMeasurementHysteresisTime    OPTIONAL,
    iE-Extensions             ProtocolExtensionContainer { { ReportCharacteristicsType-EventA-ExtIEs } }    OPTIONAL,
    ...
}

ReportCharacteristicsType-EventA-ExtIEs NBAP-PROTOCOL-EXTENSION ::= {
    ...
}

ReportCharacteristicsType-EventB ::= SEQUENCE {
    measurementThreshold      ReportCharacteristicsType-MeasurementThreshold,
    measurementHysteresisTime ReportCharacteristicsType-ScaledMeasurementHysteresisTime    OPTIONAL,
    iE-Extensions             ProtocolExtensionContainer { { ReportCharacteristicsType-EventB-ExtIEs } }    OPTIONAL,
    ...
}

ReportCharacteristicsType-EventB-ExtIEs NBAP-PROTOCOL-EXTENSION ::= {
    ...
}

ReportCharacteristicsType-EventC ::= SEQUENCE {
    measurementIncreaseThreshold ReportCharacteristicsType-MeasurementIncreaseDecreaseThreshold,
    measurementChangeTime       ReportCharacteristicsType-ScaledMeasurementChangeTime,
    iE-Extensions                ProtocolExtensionContainer { { ReportCharacteristicsType-EventC-ExtIEs } }    OPTIONAL,
    ...
}

ReportCharacteristicsType-EventC-ExtIEs NBAP-PROTOCOL-EXTENSION ::= {
    ...
}

ReportCharacteristicsType-EventD ::= SEQUENCE {
    measurementDecreaseThreshold ReportCharacteristicsType-MeasurementIncreaseDecreaseThreshold,
    measurementChangeTime       ReportCharacteristicsType-ScaledMeasurementChangeTime,
    iE-Extensions                ProtocolExtensionContainer { { ReportCharacteristicsType-EventD-ExtIEs } }    OPTIONAL,
    ...
}

ReportCharacteristicsType-EventD-ExtIEs NBAP-PROTOCOL-EXTENSION ::= {
    ...
}

ReportCharacteristicsType-EventE ::= SEQUENCE {
    measurementThreshold1      ReportCharacteristicsType-MeasurementThreshold,
    measurementThreshold2      ReportCharacteristicsType-MeasurementThreshold    OPTIONAL,
    measurementHysteresisTime   ReportCharacteristicsType-ScaledMeasurementHysteresisTime    OPTIONAL,
    reportPeriodicity           ReportCharacteristicsType-ReportPeriodicity    OPTIONAL,
    iE-Extensions               ProtocolExtensionContainer { { ReportCharacteristicsType-EventE-ExtIEs } }    OPTIONAL,
    ...
}

```

```
ReportCharacteristicsType-EventE-ExtIEs NBAP-PROTOCOL-EXTENSION ::= {
  ...
}
```

```
ReportCharacteristicsType-EventF ::= SEQUENCE {
  measurementThreshold1      ReportCharacteristicsType-MeasurementThreshold,
  measurementThreshold2      ReportCharacteristicsType-MeasurementThreshold      OPTIONAL,
  measurementHysteresisTime  ReportCharacteristicsType-ScaledMeasurementHysteresisTime  OPTIONAL,
  reportPeriodicity          ReportCharacteristicsType-ReportPeriodicity      OPTIONAL,
  iE-Extensions              ProtocolExtensionContainer { { ReportCharacteristicsType-EventF-ExtIEs } }  OPTIONAL,
  ...
}
```

```
ReportCharacteristicsType-EventF-ExtIEs NBAP-PROTOCOL-EXTENSION ::= {
  ...
}
```

```
ReportCharacteristicsType-MeasurementIncreaseDecreaseThreshold ::= CHOICE {
  received-total-wide-band-power      Received-total-wide-band-power-Value-IncrDecrThres,
  transmitted-carrier-power           Transmitted-Carrier-Power-Value,
  acknowledged-prach-preambles        Acknowledged-PRACH-preambles-Value,
  uL-TimeslotISCP                     UL-TimeslotISCP-Value-IncrDecrThres,
  sir                                  SIR-Value-IncrDecrThres,
  sir-error                            SIR-Error-Value-IncrDecrThres,
  transmitted-code-power              Transmitted-Code-Power-Value-IncrDecrThres,
  rscp                                 RSCP-Value-IncrDecrThres,
  round-trip-time                     Round-Trip-Time-IncrDecrThres,
  acknowledged-PCPCH-access-preambles Acknowledged-PCPCH-access-preambles,
  detected-PCPCH-access-preambles      Detected-PCPCH-access-preambles,
  ...
}
```

```
ReportCharacteristicsType-MeasurementThreshold ::= CHOICE {
  received-total-wide-band-power      Received-total-wide-band-power-Value,
  transmitted-carrier-power           Transmitted-Carrier-Power-Value,
  acknowledged-prach-preambles        Acknowledged-PRACH-preambles-Value,
  uL-TimeslotISCP                     UL-TimeslotISCP-Value,
  sir                                  SIR-Value,
  sir-error                            SIR-Error-Value,
  transmitted-code-power              Transmitted-Code-Power-Value,
  rscp                                 RSCP-Value,
  rx-timing-deviation                 Rx-Timing-Deviation-Value,
  round-trip-time                     Round-Trip-Time-Value,
  acknowledged-PCPCH-access-preambles Acknowledged-PCPCH-access-preambles,
  detected-PCPCH-access-preambles      Detected-PCPCH-access-preambles,
  ...
}
```

```
ReportCharacteristicsType-ScaledMeasurementChangeTime ::= CHOICE {
  msec                                MeasurementChangeTime-Scaledmsec,
  ...
}
```

```

MeasurementChangeTime-Scaledmsec ::= INTEGER (1..6000,...)
-- MeasurementChangeTime-Scaledmsec = Time * 10
-- Unit ms, Range 10ms .. 60000ms(1min), Step 10ms

ReportCharacteristicsType-ScaledMeasurementHysteresisTime ::= CHOICE {
    msec          MeasurementHysteresisTime-Scaledmsec,
    ...
}

MeasurementHysteresisTime-Scaledmsec ::= INTEGER (1..6000,...)
-- MeasurementHysteresisTime-Scaledmsec = Time * 10
-- Unit ms, Range 10ms .. 60000ms(1min), Step 10ms

ReportCharacteristicsType-ReportPeriodicity ::= CHOICE {
    msec          ReportPeriodicity-Scaledmsec,
    min          ReportPeriodicity-Scaledmin,
    ...
}

ReportPeriodicity-Scaledmsec ::= INTEGER (1..6000,...)
-- ReportPeriodicity-msec = ReportPeriodicity * 10
-- Unit ms, Range 10ms .. 60000ms(1min), Step 10ms

ReportPeriodicity-Scaledmin ::= INTEGER (1..60,...)
-- Unit min, Range 1min .. 60min(hour), Step 1min

ResourceOperationalState ::= ENUMERATED {
    enabled,
    disabled
}

CommonTransportChannel-InformationResponse ::= SEQUENCE {
    commonTransportChannelID      CommonTransportChannelID,
    bindingID                     BindingID OPTIONAL,
    transportLayerAddress         TransportLayerAddress OPTIONAL,
    iE-Extensions                 ProtocolExtensionContainer { { CommonTransportChannel-InformationResponse-ExtIEs } } OPTIONAL,
    ...
}

CommonTransportChannel-InformationResponse-ExtIEs NBAP-PROTOCOL-EXTENSION ::= {
    ...
}

LimitedPowerIncrease ::= ENUMERATED {
    used,
    not-used
}

RL-ID ::= INTEGER (0..31)

RL-Set-ID ::= INTEGER (0..31)

```

```
Round-Trip-Time-IncrDecrThres ::= INTEGER(0..32766)

Round-Trip-Time-Value ::= INTEGER(0..32767)
-- According to mapping in [22]

RSCP-Value ::= INTEGER (0..127)
-- According to mapping in [23]

RSCP-Value-IncrDecrThres ::= INTEGER (0..126)

Received-total-wide-band-power-Value ::= INTEGER(0..621)
-- According to mapping in [22]/[23]

Received-total-wide-band-power-Value-IncrDecrThres ::= INTEGER (0..620)

Rx-Timing-Deviation-Value ::= INTEGER (0..8191)

-- =====
-- S
-- =====

AdjustmentPeriod          ::= INTEGER(1..256)
-- Unit Frame

ScaledAdjustmentRatio     ::= INTEGER(0..100)
-- AdjustmentRatio = ScaledAdjustmentRatio / 100

MaxAdjustmentStep        ::= INTEGER(1..10)
-- Unit Slot

ScramblingCodeNumber ::= INTEGER (0..15)

SecondaryCCPCH-SlotFormat ::= INTEGER(0..17,...)

Segment-Type ::= ENUMERATED {
    first-segment,
    first-segment-short,
    subsequent-segment,
    last-segment,
    last-segment-short,
    complete-SIB,
    complete-SIB-short,
    ...
}

S-FieldLength ::= ENUMERATED {
    v1,
    v2,
    ...
}

SFN ::= INTEGER (0..4095)
```

```
ShutdownTimer ::= INTEGER (1..3600)
-- Unit sec

SIB-Originator ::= ENUMERATED {
    nodeB,
    cRNC,
    ...
}

SIR-Error-Value ::= INTEGER (0..125)

SIR-Error-Value-IncrDecrThres ::= INTEGER (0..124)

SIR-Value ::= INTEGER (0..63)
-- According to mapping in [22]/[23]

SIR-Value-IncrDecrThres ::= INTEGER (0..62)

SpecialBurstScheduling ::= INTEGER (1..256)

SSDT-Cell-Identity ::= ENUMERATED {a, b, c, d, e, f, g, h}

SSDT-CellID-Length ::= ENUMERATED {
    short,
    medium,
    long
}

SSDT-Indication ::= ENUMERATED {
    ssdt-active-in-the-UE,
    ssdt-not-active-in-the-UE
}

Start-Of-Audit-Sequence-Indicator ::= ENUMERATED {
    start-of-audit-sequence,
    not-start-of-audit-sequence
}

STTD-Indicator ::= ENUMERATED {
    active,
    inactive,
    ...
}

SSDT-SupportIndicator ::= ENUMERATED {
    sSDT-Supported,
    sSDT-not-supported
}

SyncCase ::= INTEGER (1..2,...)

-- =====
```

```
-- T
-- =====

T-Cell ::= ENUMERATED {
    v0,
    v1,
    v2,
    v3,
    v4,
    v5,
    v6,
    v7,
    v8,
    v9
}

T-RLFFAILURE ::= INTEGER (0..255)
-- Unit seconds, Range 0s .. 25.5s, Step 0.1s

TDD-ChannelisationCode ::= ENUMERATED {
    chCode1div1,
    chCode2div1,
    chCode2div2,
    chCode4div1,
    chCode4div2,
    chCode4div3,
    chCode4div4,
    chCode8div1,
    chCode8div2,
    chCode8div3,
    chCode8div4,
    chCode8div5,
    chCode8div6,
    chCode8div7,
    chCode8div8,
    chCode16div1,
    chCode16div2,
    chCode16div3,
    chCode16div4,
    chCode16div5,
    chCode16div6,
    chCode16div7,
    chCode16div8,
    chCode16div9,
    chCode16div10,
    chCode16div11,
    chCode16div12,
    chCode16div13,
    chCode16div14,
    chCode16div15,
    chCode16div16,
    ...
}
```



```

TDD-DL-Code-Information ::= SEQUENCE (SIZE (1..maxNrOfDPCHs)) OF TDD-DL-Code-InformationItem

TDD-DL-Code-InformationItem ::= SEQUENCE {
    dPCH-ID                DPCH-ID,
    tdd-ChannelisationCode TDD-ChannelisationCode,
    iE-Extensions          ProtocolExtensionContainer { { TDD-DL-Code-InformationItem-ExtIEs} } OPTIONAL,
    ...
}

TDD-DL-Code-InformationItem-ExtIEs NBAP-PROTOCOL-EXTENSION ::= {
    ...
}

TDD-DPCHOffset ::= CHOICE {
    initialOffset    INTEGER (0..255),
    noinitialOffset  INTEGER (0..63)
}

TDD-PhysicalChannelOffset ::= INTEGER (0..63)

TDD-TPC-DownlinkStepSize ::= ENUMERATED {
    step-size1,
    step-size2,
    step-size3,
    ...
}

TransportFormatCombination-Beta ::= CHOICE {
    signalledGainFactors SEQUENCE {
        gainFactor CHOICE {
            fdd SEQUENCE {
                betaC BetaCD,
                betaD BetaCD,
                iE-Extensions ProtocolExtensionContainer { { GainFactorFDD-ExtIEs } } OPTIONAL,
                ...
            },
            tdd BetaCD,
            ...
        },
        refTFCNumber RefTFCNumber OPTIONAL,
        iE-Extensions ProtocolExtensionContainer { { SignalledGainFactors-ExtIEs } } OPTIONAL,
        ...
    },
    computedGainFactors RefTFCNumber,
    ...
}

GainFactorFDD-ExtIEs NBAP-PROTOCOL-EXTENSION ::= {
    ...
}

SignalledGainFactors-ExtIEs NBAP-PROTOCOL-EXTENSION ::= {

```

```

}
...
}
TDD-UL-Code-Information ::= SEQUENCE (SIZE (1..maxNrOfDPCHs)) OF TDD-UL-Code-InformationItem
TDD-UL-Code-InformationItem ::= SEQUENCE {
    dPCH-ID                DPCH-ID,
    tdd-ChannelisationCode TDD-ChannelisationCode,
    iE-Extensions          ProtocolExtensionContainer { { TDD-UL-Code-InformationItem-ExtIEs} } OPTIONAL,
    ...
}
TDD-UL-Code-InformationItem-ExtIEs NBAP-PROTOCOL-EXTENSION ::= {
    ...
}
TFCI-Coding ::= ENUMERATED {
    v4,
    v8,
    v16,
    v32,
    ...
}
TFCI-Presence ::= ENUMERATED {
    present,
    not-present
}
TFCI-SignallingMode ::= SEQUENCE {
    tFCI-SignallingOption TFCI-SignallingMode-TFCI-SignallingOption,
    splitType             TFCI-SignallingMode-SplitType             OPTIONAL,
    -- This IE is only present if TFCI signalling option is split --
    lengthOfTFCI2         TFCI-SignallingMode-LengthOfTFCI2         OPTIONAL,
    -- This IE is only present if split type is logical --
    iE-Extensions         ProtocolExtensionContainer { { TFCI-SignallingMode-ExtIEs} } OPTIONAL,
    ...
}
TFCI-SignallingMode-ExtIEs NBAP-PROTOCOL-EXTENSION ::= {
    ...
}
TFCI-SignallingMode-LengthOfTFCI2 ::= INTEGER (1..10)
TFCI-SignallingMode-SplitType ::= ENUMERATED {
    hard,
    logical
}
TFCI-SignallingMode-TFCI-SignallingOption ::= ENUMERATED {
    normal,
    split
}

```

```
}

TFCI2-BearerInformationResponse ::= SEQUENCE {
    bindingID                               BindingID,
    transportLayerAddress                   TransportLayerAddress,
    iE-Extensions                           ProtocolExtensionContainer { { TFCI2-BearerInformationResponse-ExtIEs} } OPTIONAL,
    ...
}

TFCI2-BearerInformationResponse-ExtIEs NBAP-PROTOCOL-EXTENSION ::= {
    ...
}

TGD ::= INTEGER (0|15..269)
-- 0 = Undefined, only one transmission gap in the transmission gap pattern sequence

TGPRC ::= INTEGER (0..63)
-- 0 = infinity

TGPSID ::= INTEGER (1.. maxTGPS)

TGSN ::= INTEGER (0..14)

TimeSlot ::= INTEGER (0..14)

TimeSlotDirection ::= ENUMERATED {
    ul,
    dl,
    ...
}

TimeSlotStatus ::= ENUMERATED {
    active,
    not-active,
    ...
}

TimingAdvanceApplied ::= ENUMERATED {
    yes,
    no
}

ToAWE ::= INTEGER (0..2559)
-- Unit ms

ToAWS ::= INTEGER (0..1279)
-- Unit ms

Transmission-Gap-Pattern-Sequence-Information ::= SEQUENCE (SIZE (1..maxTGPS)) OF
```

```

SEQUENCE {
    tGPSID          TGPSID,
    tGSN            TGSN,
    tGL1            GapLength,
    tGL2            GapLength  OPTIONAL,
    tGD             TGD,
    tGPL1           GapDuration,
    tGPL2           GapDuration OPTIONAL,
    uL-DL-mode      UL-DL-mode,
    downlink-Compressed-Mode-Method  Downlink-Compressed-Mode-Method  OPTIONAL,
    -- This IE is only present if the value of the UL/DL mode IE is "DL only" or "UL/DL"
    uplink-Compressed-Mode-Method    Uplink-Compressed-Mode-Method    OPTIONAL,
    -- This IE is only present if the value of the UL/DL mode IE is "UL only" or "UL/DL"
    dL-FrameType      DL-FrameType,
    delta-SIR1         DeltaSIR,
    delta-SIR-after1   DeltaSIR,
    delta-SIR2         DeltaSIR  OPTIONAL,
    delta-SIR-after2   DeltaSIR  OPTIONAL,
    iE-Extensions     ProtocolExtensionContainer { {Transmission-Gap-Pattern-Sequence-Information-ExtIEs} } OPTIONAL,
    ...
}

```

```

Transmission-Gap-Pattern-Sequence-Information-ExtIEs NBAP-PROTOCOL-EXTENSION ::= {
    ...
}

```

```

TransmissionGapPatternSequenceCodeInformation ::= ENUMERATED{
    code-change,
    nocode-change
}

```

```

Transmitted-Carrier-Power-Value ::= INTEGER(0..100)
-- According to mapping in [4]/[5]

```

```

Transmitted-Code-Power-Value ::= INTEGER (0..127)
-- According to mapping in [4]/[5]

```

```

Transmitted-Code-Power-Value-IncrDecrThres ::= INTEGER (0..112,...)

```

```

TransmissionDiversityApplied ::= BOOLEAN
-- true: applied, false: not applied

```

```

TransmitDiversityIndicator ::= ENUMERATED {

```

```

    active,
    inactive
}

TFCS ::= SEQUENCE {
    tFCSvalues
        CHOICE {
            no-Split-in-TFCI      TFCS-TFCSList,
            split-in-TFCI        SEQUENCE {
                transportFormatCombination-DCH    TFCS-DCHList,
                signallingMethod                  CHOICE {
                    tFCI-Range                    TFCS-MappingOnDSCHList,
                    explicit                       TFCS-DSCHList,
                    ...
                },
                iE-Extensions                    ProtocolExtensionContainer { { Split-in-TFCI-ExtIEs } }    OPTIONAL,
                ...
            },
            ...
        },
    iE-Extensions    ProtocolExtensionContainer { { TFCS-ExtIEs } }    OPTIONAL,
    ...
}

Split-in-TFCI-ExtIEs NBAP-PROTOCOL-EXTENSION ::= {
    ...
}

TFCS-ExtIEs NBAP-PROTOCOL-EXTENSION ::= {
    ...
}

TFCS-TFCSList ::= SEQUENCE (SIZE (1..maxNrOfTFCS)) OF
    SEQUENCE {
        cTFC                TFCS-CTFC,
        tFC-Beta            TransportFormatCombination-Beta OPTIONAL,
        iE-Extensions        ProtocolExtensionContainer { { TFCS-TFCSList-ExtIEs } }    OPTIONAL,
        ...
    }

TFCS-TFCSList-ExtIEs NBAP-PROTOCOL-EXTENSION ::= {
    ...
}

TFCS-CTFC ::= CHOICE {
    ctfc2bit                INTEGER (0..3),
    ctfc4bit                INTEGER (0..15),
    ctfc6bit                INTEGER (0..63),
    ctfc8bit                INTEGER (0..255),
    ctfc12bit              INTEGER (0..4095),
    ctfc16bit              INTEGER (0..65535),
    ctfcmaxbit             INTEGER (0..maxCTFC)
}

```

```

TFCS-DCHList ::= SEQUENCE (SIZE (1..maxNrOfTFCI1Combs)) OF
  SEQUENCE {
    cTFC                TFCS-CTFC,
    iE-Extensions       ProtocolExtensionContainer { { TFCS-DCHList-ExtIEs} }    OPTIONAL,
    ...
  }

TFCS-DCHList-ExtIEs NBAP-PROTOCOL-EXTENSION ::= {
  ...
}

TFCS-MappingOnDSCHList ::= SEQUENCE (SIZE (1..maxNrOfTFCIGroups)) OF
  SEQUENCE {
    maxTFCI-field2-Value    TFCS-MaxTFCI-field2-Value,
    cTFC-DSCH              TFCS-CTFC,
    iE-Extensions          ProtocolExtensionContainer { { TFCS-MappingOnDSCHList-ExtIEs} }    OPTIONAL,
    ...
  }

TFCS-MappingOnDSCHList-ExtIEs NBAP-PROTOCOL-EXTENSION ::= {
  ...
}

TFCS-MaxTFCI-field2-Value ::= INTEGER (1..maxNrOfTFCI2Combs-1)

TFCS-DSCHList ::= SEQUENCE (SIZE (1..maxNrOfTFCI2Combs)) OF
  SEQUENCE {
    cTFC-DSCH              TFCS-CTFC,
    iE-Extensions          ProtocolExtensionContainer { { TFCS-DSCHList-ExtIEs} }    OPTIONAL,
    ...
  }

TFCS-DSCHList-ExtIEs NBAP-PROTOCOL-EXTENSION ::= {
  ...
}

TransportBearerRequestIndicator ::= ENUMERATED {
  bearerRequested,
  bearerNotRequested,
  ...
}

TransportFormatSet ::= SEQUENCE {
  dynamicParts            TransportFormatSet-DynamicPartList,
  semi-staticPart        TransportFormatSet-Semi-staticPart,
  iE-Extensions          ProtocolExtensionContainer { { TransportFormatSet-ExtIEs} }    OPTIONAL,
  ...
}

TransportFormatSet-ExtIEs NBAP-PROTOCOL-EXTENSION ::= {
  ...
}

```

```

TransportFormatSet-DynamicPartList ::= SEQUENCE (SIZE (1..maxNrOfTFs)) OF
SEQUENCE {
    nrOfTransportBlocks      TransportFormatSet-NrOfTransportBlocks,
    transportBlockSize      TransportFormatSet-TransportBlockSize OPTIONAL,
    -- This IE is only present if "Number of Transport Blocks" is greater than 0
    mode                    TransportFormatSet-ModeDP,
    iE-Extensions          ProtocolExtensionContainer { { TransportFormatSet-DynamicPartList-ExtIEs } } OPTIONAL,
    ...
}

TransportFormatSet-DynamicPartList-ExtIEs NBAP-PROTOCOL-EXTENSION ::= {
    ...
}

TDD-TransportFormatSet-ModeDP ::= SEQUENCE {
    transmissionTimeIntervalInformation TransmissionTimeIntervalInformation OPTIONAL,
    -- This IE is mandatory if the "Transmission Time Interval" of the "Semi-static Transport Format Information" is "dynamic". Otherwise it is
absent.
    iE-Extensions          ProtocolExtensionContainer { {TDD-TransportFormatSet-ModeDP-ExtIEs} } OPTIONAL,
    ...
}

TDD-TransportFormatSet-ModeDP-ExtIEs NBAP-PROTOCOL-EXTENSION ::= {
    ...
}

TransmissionTimeIntervalInformation ::= SEQUENCE (SIZE (1..maxTTI-count)) OF
SEQUENCE {
    transmissionTimeInterval      TransportFormatSet-TransmissionTimeIntervalDynamic,
    iE-Extensions                ProtocolExtensionContainer { { TransmissionTimeIntervalInformation-ExtIEs } } OPTIONAL,
    ...
}

TransmissionTimeIntervalInformation-ExtIEs NBAP-PROTOCOL-EXTENSION ::= {
    ...
}

TransportFormatSet-Semi-staticPart ::= SEQUENCE {
    transmissionTimeInterval      TransportFormatSet-TransmissionTimeIntervalSemiStatic,
    channelCoding                 TransportFormatSet-ChannelCodingType,
    codingRate                    TransportFormatSet-CodingRate OPTIONAL,
    -- This IE is only present if channelCoding is 'convolutional' or 'turbo'
    rateMatchingAttribute        TransportFormatSet-RateMatchingAttribute,
    crcSize                      TransportFormatSet-CRC-Size,
    mode                          TransportFormatSet-ModeSSP,
    iE-Extensions                ProtocolExtensionContainer { { TransportFormatSet-Semi-staticPart-ExtIEs } } OPTIONAL,
    ...
}

TransportFormatSet-Semi-staticPart-ExtIEs NBAP-PROTOCOL-EXTENSION ::= {
    ...
}

```

```
TransportFormatSet-ChannelCodingType ::= ENUMERATED {
    no-coding,
    convolutional-coding,
    turbo-coding,
    ...
}

TransportFormatSet-CodingRate ::= ENUMERATED {
    half,
    third,
    ...
}

TransportFormatSet-CRC-Size ::= ENUMERATED {
    v0,
    v8,
    v12,
    v16,
    v24,
    ...
}

TransportFormatSet-ModeDP ::= CHOICE {
    tdd                TDD-TransportFormatSet-ModeDP,
    notApplicable      NULL,
    ...
}

TransportFormatSet-ModeSSP ::= CHOICE {
    tdd                TransportFormatSet-SecondInterleavingMode,
    notApplicable      NULL,
    ...
}

TransportFormatSet-NrOfTransportBlocks ::= INTEGER (0..512)

TransportFormatSet-RateMatchingAttribute ::= INTEGER (1..maxRateMatching)

TransportFormatSet-SecondInterleavingMode ::= ENUMERATED {
    frame-related,
    timeSlot-related,
    ...
}

TransportFormatSet-TransmissionTimeIntervalDynamic ::= ENUMERATED {
    msec-10,
    msec-20,
    msec-40,
    msec-80,
    ...
}

TransportFormatSet-TransmissionTimeIntervalSemiStatic ::= ENUMERATED {
```



```

    msec-10,
    msec-20,
    msec-40,
    msec-80,
    dynamic,
    ...
}

TransportFormatSet-TransportBlockSize ::= INTEGER (0..5000)

TransportLayerAddress ::= BIT STRING (SIZE (1..160, ...))

TSTD-Indicator ::= ENUMERATED {
    active,
    inactive
}

-- =====
-- U
-- =====

UARFCN ::= INTEGER (0..16383, ...)
-- corresponds to 1885.2MHz .. 2024.8MHz

UL-CapacityCredit ::= INTEGER (0..65535)

UL-DL-mode ::= ENUMERATED {
    ul-only,
    dl-only,
    both-ul-and-dl
}

Uplink-Compressed-Mode-Method ::= ENUMERATED {
    sFdiv2,
    higher-layer-scheduling,
    ...
}

UL-Timeslot-Information ::= SEQUENCE (SIZE (1..maxNrOfULTSs)) OF UL-Timeslot-InformationItem

UL-Timeslot-InformationItem ::= SEQUENCE {
    timeSlot                TimeSlot,
    midambleShiftAndBurstType MidambleShiftAndBurstType,
    tFCI-Presence           TFCI-Presence,
    uL-Code-InformationList TDD-UL-Code-Information,
    iE-Extensions          ProtocolExtensionContainer { { UL-Timeslot-InformationItem-ExtIEs} } OPTIONAL,
    ...
}

UL-Timeslot-InformationItem-ExtIEs NBAP-PROTOCOL-EXTENSION ::= {

```

```

}
...
}
UL-DPCCH-SlotFormat ::= INTEGER (0..5,...)

UL-SIR ::= INTEGER (-82..173)
-- According to mapping in [16]

UL-FP-Mode ::= ENUMERATED {
    normal,
    silent,
    ...
}

UL-PhysCH-SF-Variation ::= ENUMERATED {
    sf-variation-supported,
    sf-variation-not-supported
}

UL-ScramblingCode ::= SEQUENCE {
    uL-ScramblingCodeNumber      UL-ScramblingCodeNumber,
    uL-ScramblingCodeLength      UL-ScramblingCodeLength,
    iE-Extensions                ProtocolExtensionContainer { { UL-ScramblingCode-ExtIEs } } OPTIONAL,
    ...
}

UL-ScramblingCode-ExtIEs NBAP-PROTOCOL-EXTENSION ::= {
    ...
}

UL-ScramblingCodeNumber ::= INTEGER (0..16777215)

UL-ScramblingCodeLength ::= ENUMERATED {
    short,
    long
}

UL-TimeSlot-ISCP-Info ::= SEQUENCE (SIZE (1..maxNrOfULTSs)) OF UL-TimeSlot-ISCP-InfoItem

UL-TimeSlot-ISCP-InfoItem ::= SEQUENCE {
    timeSlot          TimeSlot,
    iSCP              UL-TimeSlotISCP-Value,
    iE-Extensions     ProtocolExtensionContainer { { UL-TimeSlot-ISCP-InfoItem-ExtIEs } } OPTIONAL,
    ...
}

UL-TimeSlot-ISCP-InfoItem-ExtIEs NBAP-PROTOCOL-EXTENSION ::= {
    ...
}

USCH-Information ::= SEQUENCE (SIZE (1..maxNrOfUSCHs)) OF USCH-InformationItem

USCH-InformationItem ::= SEQUENCE {

```

```

    uSCH-ID          USCH-ID,
    cCTrCH-ID        CCTrCH-ID,
    transportFormatSet TransportFormatSet,
    allocationRetentionPriority AllocationRetentionPriority,
    iE-Extensions    ProtocolExtensionContainer { { USCH-InformationItem-ExtIEs } }    OPTIONAL,
    ...
}

USCH-InformationItem-ExtIEs NBAP-PROTOCOL-EXTENSION ::= {
    ...
}

USCH-InformationResponse ::= SEQUENCE (SIZE (1..maxNrOfUSCHs)) OF USCH-InformationResponseItem

USCH-InformationResponseItem ::= SEQUENCE {
    uSCH-ID          USCH-ID,
    bindingID        BindingID          OPTIONAL,
    transportLayerAddress TransportLayerAddress OPTIONAL,
    iE-Extensions    ProtocolExtensionContainer { { USCH-InformationResponseItem-ExtIEs } }    OPTIONAL,
    ...
}

USCH-InformationResponseItem-ExtIEs NBAP-PROTOCOL-EXTENSION ::= {
    ...
}

UL-TimeslotISCP-Value ::= INTEGER (0..127)
-- According to mapping in [23]

UL-TimeslotISCP-Value-IncrDecrThres ::= INTEGER (0..126)

USCH-ID ::= INTEGER (0..255)

-- =====
-- V
-- =====

-- =====
-- W
-- =====

-- =====
-- X
-- =====

-- =====
-- Y
-- =====

-- =====
-- Z
-- =====

```

END

9.3.5 Common Definitions

```

-- *****
--
-- Common definitions
--
-- *****

NBAP-CommonDataTypes {
itu-t (0) identified-organization (4) etsi (0) mobileDomain (0)
umts-Access (20) modules (3) nbap (2) version1 (1) nbap-CommonDataTypes (3) }

DEFINITIONS AUTOMATIC TAGS ::=

BEGIN

-- *****
--
-- Extension constants
--
-- *****

maxPrivateIEs          INTEGER ::= 65535
maxProtocolExtensions  INTEGER ::= 65535
maxProtocolsIEs        INTEGER ::= 65535

-- *****
--
-- Common Data Types
--
-- *****

Criticality      ::= ENUMERATED { reject, ignore, notify }

MessageDiscriminator ::= ENUMERATED { common, dedicated }

Presence         ::= ENUMERATED { optional, conditional, mandatory }

PrivateIE-ID     ::= CHOICE {
    local          INTEGER (0..maxPrivateIEs),
    global         OBJECT IDENTIFIER
}

ProcedureCode    ::= INTEGER (0..255)

ProcedureID      ::= SEQUENCE {
    procedureCode  ProcedureCode,
    ddMode         ENUMERATED { tdd, fdd, common, ... }
}

```

```

ProtocolExtensionID ::= INTEGER (0..maxProtocolExtensions)

ProtocolIE-ID       ::= INTEGER (0..maxProtocolIEs)

TransactionID      ::= CHOICE {
    shortTransActionId    INTEGER (0..127),
    longTransActionId     INTEGER (0..32767)
}

TriggeringMessage  ::= ENUMERATED { initiating-message, successful-outcome, unsuccessful-outcome, outcome }

END

```

9.3.6 Constant Definitions

```

-- *****
--
-- Constant definitions
--
-- *****

NBAP-Constants {
itu-t (0) identified-organization (4) etsi (0) mobileDomain (0)
umts-Access (20) modules (3) nbap (2) version1 (1) nbap-Constants (4)}

DEFINITIONS AUTOMATIC TAGS ::=

BEGIN

IMPORTS
    ProcedureCode,
    ProtocolIE-ID
FROM NBAP-CommonDataTypes;

-- *****
--
-- Elementary Procedures
--
-- *****

id-audit                ProcedureCode ::= 0
id-auditRequired        ProcedureCode ::= 1
id-blockResource        ProcedureCode ::= 2
id-cellDeletion         ProcedureCode ::= 3
id-cellReconfiguration  ProcedureCode ::= 4
id-cellSetup            ProcedureCode ::= 5
id-commonMeasurementFailure ProcedureCode ::= 6
id-commonMeasurementInitiation ProcedureCode ::= 7
id-commonMeasurementReport ProcedureCode ::= 8
id-commonMeasurementTermination ProcedureCode ::= 9

```

id-commonTransportChannelDelete	ProcedureCode ::= 10
id-commonTransportChannelReconfigure	ProcedureCode ::= 11
id-commonTransportChannelSetup	ProcedureCode ::= 12
id-compressedModeCommand	ProcedureCode ::= 14
id-dedicatedMeasurementFailure	ProcedureCode ::= 16
id-dedicatedMeasurementInitiation	ProcedureCode ::= 17
id-dedicatedMeasurementReport	ProcedureCode ::= 18
id-dedicatedMeasurementTermination	ProcedureCode ::= 19
id-downlinkPowerControl	ProcedureCode ::= 20
id-downlinkPowerTimeslotControl	ProcedureCode ::= 38
id-errorIndicationForCommon	ProcedureCode ::= 35
id-errorIndicationForDedicated	ProcedureCode ::= 21
id-physicalSharedChannelReconfiguration	ProcedureCode ::= 37
id-privateMessageForCommon	ProcedureCode ::= 36
id-privateMessageForDedicated	ProcedureCode ::= 22
id-radioLinkAddition	ProcedureCode ::= 23
id-radioLinkDeletion	ProcedureCode ::= 24
id-radioLinkFailure	ProcedureCode ::= 25
id-radioLinkPreemption	ProcedureCode ::= 39
id-radioLinkRestoration	ProcedureCode ::= 26
id-radioLinkSetup	ProcedureCode ::= 27
id-reset	ProcedureCode ::= 13
id-resourceStatusIndication	ProcedureCode ::= 28
id-synchronisedRadioLinkReconfigurationCancellation	ProcedureCode ::= 29
id-synchronisedRadioLinkReconfigurationCommit	ProcedureCode ::= 30
id-synchronisedRadioLinkReconfigurationPreparation	ProcedureCode ::= 31
id-systemInformationUpdate	ProcedureCode ::= 32
id-unblockResource	ProcedureCode ::= 33
id-unSynchronisedRadioLinkReconfiguration	ProcedureCode ::= 34

```
-- *****
--
-- Lists
--
-- *****
```

maxNrOfCodes	INTEGER ::= 10
maxNrOfDLTSs	INTEGER ::= 15
maxNrOfDLCodes	INTEGER ::= 8
maxNrOfErrors	INTEGER ::= 256
maxNrOfTFs	INTEGER ::= 32
maxNrOfTFCs	INTEGER ::= 1024
maxNrOfRLs	INTEGER ::= 16
maxNrOfRLs-1	INTEGER ::= 15 -- maxNrOfRLs - 1
maxNrOfRLs-2	INTEGER ::= 14 -- maxNrOfRLs - 2
maxNrOfRLSets	INTEGER ::= maxNrOfRLs
maxNrOfDPCHs	INTEGER ::= 240
maxNrOfSCCPCHs	INTEGER ::= 8
maxNrOfCPCHs	INTEGER ::= 4
maxNrOfPCPCHs	INTEGER ::= 64
maxNrOfDCHs	INTEGER ::= 128
maxNrOfDSCHs	INTEGER ::= 32
maxNrOfFACHs	INTEGER ::= 8

```

maxNrOfCCTrCHs          INTEGER ::= 16
maxNrOfPDSCHs           INTEGER ::= 256
maxNrOfPUSCHs           INTEGER ::= 256
maxNrOfPDSCHSets        INTEGER ::= 256
maxNrOfPUSCHSets        INTEGER ::= 256
maxNrOfULTSs            INTEGER ::= 15
maxNrOfUSCHs            INTEGER ::= 32
maxAPSigNum             INTEGER ::= 16
maxNrOfSlotFormatsPRACH INTEGER ::= 8
maxCellInNodeB          INTEGER ::= 256
maxCCPinNodeB           INTEGER ::= 256
maxCPCHCell             INTEGER ::= maxNrOfCPCHs
maxCTFC                 INTEGER ::= 16777215
maxLocalCellInNodeB     INTEGER ::= maxCellInNodeB
maxNoofLen              INTEGER ::= 7
maxRACHCell             INTEGER ::= maxPRACHCell
maxPRACHCell            INTEGER ::= 16
maxPCPCHCell            INTEGER ::= 64
maxSCPCHCell            INTEGER ::= 32
maxSCPICHCell           INTEGER ::= 32
maxTTI-count            INTEGER ::= 4
maxIBSEG                INTEGER ::= 16
maxIB                   INTEGER ::= 64
maxFACHCell             INTEGER ::= 256 -- maxNrOfFACHs * maxSCPCHCell
maxRateMatching         INTEGER ::= 256
maxCodeNrComp-1         INTEGER ::= 256
maxNrOfCodeGroups        INTEGER ::= 256
maxNrOfTFICGroups        INTEGER ::= 256
maxNrOfTFIC1Combs        INTEGER ::= 512
maxNrOfTFIC2Combs        INTEGER ::= 1024
maxNrOfTFIC2Combs-1     INTEGER ::= 1023
maxNrOfSF                INTEGER ::= 8
maxTGPS                 INTEGER ::= 6
maxCommunicationContext INTEGER ::= 1048575
maxNrOfLevels           INTEGER ::= 256

-- *****
--
-- IEs
--
-- *****

id-AICH-Information          ProtocolIE-ID ::= 0
id-AICH-InformationItem-ResourceStatusInd ProtocolIE-ID ::= 1
id-BCH-Information          ProtocolIE-ID ::= 7
id-BCH-InformationItem-ResourceStatusInd ProtocolIE-ID ::= 8
id-BCCH-ModificationTime    ProtocolIE-ID ::= 9
id-BlockingPriorityIndicator ProtocolIE-ID ::= 10
id-Cause                    ProtocolIE-ID ::= 13
id-CCP-InformationItem-AuditRsp ProtocolIE-ID ::= 14
id-CCP-InformationList-AuditRsp ProtocolIE-ID ::= 15
id-CCP-InformationItem-ResourceStatusInd ProtocolIE-ID ::= 16
id-Cell-InformationItem-AuditRsp ProtocolIE-ID ::= 17

```

id-Cell-InformationItem-ResourceStatusInd
 id-Cell-InformationList-AuditRsp
 id-CellParameterID
 id-CFN
 id-C-ID
 id-CommonMeasurementObjectType-CM-Rprt
 id-CommonMeasurementObjectType-CM-Rqst
 id-CommonMeasurementObjectType-CM-Rsp
 id-CommonMeasurementType
 id-CommonPhysicalChannelID
 id-CommonPhysicalChannelType-CTCH-SetupRqstFDD
 id-CommonPhysicalChannelType-CTCH-SetupRqstTDD
 id-CommunicationControlPortID
 id-ConfigurationGenerationID
 id-CRNC-CommunicationContextID
 id-CriticalityDiagnostics
 id-DCHs-to-Add-FDD
 id-DCH-AddList-RL-ReconfPrepTDD
 id-DCHs-to-Add-TDD
 id-DCH-DeleteList-RL-ReconfPrepFDD
 id-DCH-DeleteList-RL-ReconfPrepTDD
 id-DCH-DeleteList-RL-ReconfRqstFDD
 id-DCH-DeleteList-RL-ReconfRqstTDD
 id-DCH-FDD-Information
 id-DCH-TDD-Information
 id-DCH-InformationResponse
 id-FDD-DCHs-to-Modify
 id-TDD-DCHs-to-Modify
 id-DCH-ModifyList-RL-ReconfRqstTDD
 id-DedicatedMeasurementObjectType-DM-Rprt
 id-DedicatedMeasurementObjectType-DM-Rqst
 id-DedicatedMeasurementObjectType-DM-Rsp
 id-DedicatedMeasurementType
 id-DL-CCTrCH-InformationItem-RL-SetupRqstTDD
 id-DL-CCTrCH-InformationList-RL-AdditionRqstTDD
 id-DL-CCTrCH-InformationList-RL-SetupRqstTDD
 id-DL-DPCH-InformationItem-RL-AdditionRqstTDD
 id-DL-DPCH-InformationList-RL-SetupRqstTDD
 id-DL-DPCH-Information-RL-ReconfPrepFDD
 id-DL-DPCH-Information-RL-ReconfRqstFDD
 id-DL-DPCH-Information-RL-SetupRqstFDD
 id-DL-ReferencePowerInformationItem-DL-PC-Rqst
 id-DLReferencePower
 id-DLReferencePowerList-DL-PC-Rqst
 id-DSCH-AddItem-RL-ReconfPrepFDD
 id-DSCHs-to-Add-FDD
 id-DSCH-DeleteItem-RL-ReconfPrepFDD
 id-DSCH-DeleteList-RL-ReconfPrepFDD
 id-DSCHs-to-Add-TDD
 id-DSCH-Information-DeleteList-RL-ReconfPrepTDD
 id-DSCH-Information-ModifyList-RL-ReconfPrepTDD
 id-DSCH-InformationResponse
 id-DSCH-FDD-Information

ProtocolIE-ID ::= 18
 ProtocolIE-ID ::= 19
 ProtocolIE-ID ::= 23
 ProtocolIE-ID ::= 24
 ProtocolIE-ID ::= 25
 ProtocolIE-ID ::= 31
 ProtocolIE-ID ::= 32
 ProtocolIE-ID ::= 33
 ProtocolIE-ID ::= 34
 ProtocolIE-ID ::= 35
 ProtocolIE-ID ::= 36
 ProtocolIE-ID ::= 37
 ProtocolIE-ID ::= 40
 ProtocolIE-ID ::= 43
 ProtocolIE-ID ::= 44
 ProtocolIE-ID ::= 45
 ProtocolIE-ID ::= 48
 ProtocolIE-ID ::= 49
 ProtocolIE-ID ::= 50
 ProtocolIE-ID ::= 52
 ProtocolIE-ID ::= 53
 ProtocolIE-ID ::= 54
 ProtocolIE-ID ::= 55
 ProtocolIE-ID ::= 56
 ProtocolIE-ID ::= 57
 ProtocolIE-ID ::= 59
 ProtocolIE-ID ::= 62
 ProtocolIE-ID ::= 63
 ProtocolIE-ID ::= 65
 ProtocolIE-ID ::= 67
 ProtocolIE-ID ::= 68
 ProtocolIE-ID ::= 69
 ProtocolIE-ID ::= 70
 ProtocolIE-ID ::= 72
 ProtocolIE-ID ::= 73
 ProtocolIE-ID ::= 76
 ProtocolIE-ID ::= 77
 ProtocolIE-ID ::= 79
 ProtocolIE-ID ::= 81
 ProtocolIE-ID ::= 82
 ProtocolIE-ID ::= 83
 ProtocolIE-ID ::= 84
 ProtocolIE-ID ::= 85
 ProtocolIE-ID ::= 86
 ProtocolIE-ID ::= 87
 ProtocolIE-ID ::= 89
 ProtocolIE-ID ::= 91
 ProtocolIE-ID ::= 93
 ProtocolIE-ID ::= 96
 ProtocolIE-ID ::= 98
 ProtocolIE-ID ::= 100
 ProtocolIE-ID ::= 105
 ProtocolIE-ID ::= 106

id-DSCH-TDD-Information	ProtocolIE-ID ::= 107
id-DSCH-ModifyItem-RL-ReconfPrepFDD	ProtocolIE-ID ::= 108
id-DSCH-ModifyList-RL-ReconfPrepFDD	ProtocolIE-ID ::= 112
id-End-Of-Audit-Sequence-Indicator	ProtocolIE-ID ::= 113
id-FACH-Information	ProtocolIE-ID ::= 116
id-FACH-InformationItem-ResourceStatusInd	ProtocolIE-ID ::= 117
id-FACH-ParametersList-CTCH-ReconfRqstTDD	ProtocolIE-ID ::= 120
id-FACH-ParametersListIE-CTCH-SetupRqstFDD	ProtocolIE-ID ::= 121
id-FACH-ParametersListIE-CTCH-SetupRqstTDD	ProtocolIE-ID ::= 122
id-IndicationType-ResourceStatusInd	ProtocolIE-ID ::= 123
id-Local-Cell-ID	ProtocolIE-ID ::= 124
id-Local-Cell-Group-InformationItem-AuditRsp	ProtocolIE-ID ::= 2
id-Local-Cell-Group-InformationItem-ResourceStatusInd	ProtocolIE-ID ::= 3
id-Local-Cell-Group-InformationItem2-ResourceStatusInd	ProtocolIE-ID ::= 4
id-Local-Cell-Group-InformationList-AuditRsp	ProtocolIE-ID ::= 5
id-Local-Cell-InformationItem-AuditRsp	ProtocolIE-ID ::= 125
id-Local-Cell-InformationItem-ResourceStatusInd	ProtocolIE-ID ::= 126
id-Local-Cell-InformationItem2-ResourceStatusInd	ProtocolIE-ID ::= 127
id-Local-Cell-InformationList-AuditRsp	ProtocolIE-ID ::= 128
id-AdjustmentPeriod	ProtocolIE-ID ::= 129
id-MaxAdjustmentStep	ProtocolIE-ID ::= 130
id-MaximumTransmissionPower	ProtocolIE-ID ::= 131
id-MeasurementFilterCoefficient	ProtocolIE-ID ::= 132
id-MeasurementID	ProtocolIE-ID ::= 133
id-MessageStructure	ProtocolIE-ID ::= 115
id-MIB-SB-SIB-InformationList-SystemInfoUpdateRqst	ProtocolIE-ID ::= 134
id-NodeB-CommunicationContextID	ProtocolIE-ID ::= 143
id-P-CCPCH-Information	ProtocolIE-ID ::= 144
id-P-CCPCH-InformationItem-ResourceStatusInd	ProtocolIE-ID ::= 145
id-P-CPICH-Information	ProtocolIE-ID ::= 146
id-P-CPICH-InformationItem-ResourceStatusInd	ProtocolIE-ID ::= 147
id-P-SCH-Information	ProtocolIE-ID ::= 148
id-PCCPCH-Information-Cell-ReconfRqstTDD	ProtocolIE-ID ::= 150
id-PCCPCH-Information-Cell-SetupRqstTDD	ProtocolIE-ID ::= 151
id-PCH-Parameters-CTCH-ReconfRqstTDD	ProtocolIE-ID ::= 155
id-PCH-ParametersItem-CTCH-SetupRqstFDD	ProtocolIE-ID ::= 156
id-PCH-ParametersItem-CTCH-SetupRqstTDD	ProtocolIE-ID ::= 157
id-PCH-Information	ProtocolIE-ID ::= 158
id-PDSCH-Information-AddListIE-PSCH-ReconfRqst	ProtocolIE-ID ::= 161
id-PDSCH-Information-ModifyListIE-PSCH-ReconfRqst	ProtocolIE-ID ::= 162
id-PDSCHSets-AddList-PSCH-ReconfRqst	ProtocolIE-ID ::= 163
id-PDSCHSets-DeleteList-PSCH-ReconfRqst	ProtocolIE-ID ::= 164
id-PDSCHSets-ModifyList-PSCH-ReconfRqst	ProtocolIE-ID ::= 165
id-PICH-Information	ProtocolIE-ID ::= 166
id-PICH-Parameters-CTCH-ReconfRqstTDD	ProtocolIE-ID ::= 168
id-PowerAdjustmentType	ProtocolIE-ID ::= 169
id-PRACH-Information	ProtocolIE-ID ::= 170
id-PrimaryCCPCH-Information-Cell-ReconfRqstFDD	ProtocolIE-ID ::= 175
id-PrimaryCCPCH-Information-Cell-SetupRqstFDD	ProtocolIE-ID ::= 176
id-PrimaryCPICH-Information-Cell-ReconfRqstFDD	ProtocolIE-ID ::= 177
id-PrimaryCPICH-Information-Cell-SetupRqstFDD	ProtocolIE-ID ::= 178
id-PrimarySCH-Information-Cell-ReconfRqstFDD	ProtocolIE-ID ::= 179
id-PrimarySCH-Information-Cell-SetupRqstFDD	ProtocolIE-ID ::= 180

id-PrimaryScramblingCode	ProtocolIE-ID ::= 181
id-SCH-Information-Cell-ReconfRqstTDD	ProtocolIE-ID ::= 183
id-SCH-Information-Cell-SetupRqstTDD	ProtocolIE-ID ::= 184
id-PUSCH-Information-AddListIE-PSCH-ReconfRqst	ProtocolIE-ID ::= 185
id-PUSCH-Information-ModifyListIE-PSCH-ReconfRqst	ProtocolIE-ID ::= 186
id-PUSCHSets-AddList-PSCH-ReconfRqst	ProtocolIE-ID ::= 187
id-PUSCHSets-DeleteList-PSCH-ReconfRqst	ProtocolIE-ID ::= 188
id-PUSCHSets-ModifyList-PSCH-ReconfRqst	ProtocolIE-ID ::= 189
id-RACH-Information	ProtocolIE-ID ::= 190
id-RACH-ParametersItem-CTCH-SetupRqstFDD	ProtocolIE-ID ::= 196
id-RACH-ParameterItem-CTCH-SetupRqstTDD	ProtocolIE-ID ::= 197
id-ReportCharacteristics	ProtocolIE-ID ::= 198
id-Reporting-Object-RL-FailureInd	ProtocolIE-ID ::= 199
id-Reporting-Object-RL-RestoreInd	ProtocolIE-ID ::= 200
id-RL-InformationItem-DM-Rprt	ProtocolIE-ID ::= 202
id-RL-InformationItem-DM-Rqst	ProtocolIE-ID ::= 203
id-RL-InformationItem-DM-Rsp	ProtocolIE-ID ::= 204
id-RL-InformationItem-RL-AdditionRqstFDD	ProtocolIE-ID ::= 205
id-RL-informationItem-RL-DeletionRqst	ProtocolIE-ID ::= 206
id-RL-InformationItem-RL-FailureInd	ProtocolIE-ID ::= 207
id-RL-InformationItem-RL-PreemptRequiredInd	ProtocolIE-ID ::= 286
id-RL-InformationItem-RL-ReconfPrepFDD	ProtocolIE-ID ::= 208
id-RL-InformationItem-RL-ReconfRqstFDD	ProtocolIE-ID ::= 209
id-RL-InformationItem-RL-RestoreInd	ProtocolIE-ID ::= 210
id-RL-InformationItem-RL-SetupRqstFDD	ProtocolIE-ID ::= 211
id-RL-InformationList-RL-AdditionRqstFDD	ProtocolIE-ID ::= 212
id-RL-informationList-RL-DeletionRqst	ProtocolIE-ID ::= 213
id-RL-InformationList-RL-PreemptRequiredInd	ProtocolIE-ID ::= 237
id-RL-InformationList-RL-ReconfPrepFDD	ProtocolIE-ID ::= 214
id-RL-InformationList-RL-ReconfRqstFDD	ProtocolIE-ID ::= 215
id-RL-InformationList-RL-SetupRqstFDD	ProtocolIE-ID ::= 216
id-RL-InformationResponseItem-RL-AdditionRspFDD	ProtocolIE-ID ::= 217
id-RL-InformationResponseItem-RL-ReconfReady	ProtocolIE-ID ::= 218
id-RL-InformationResponseItem-RL-ReconfRsp	ProtocolIE-ID ::= 219
id-RL-InformationResponseItem-RL-SetupRspFDD	ProtocolIE-ID ::= 220
id-RL-InformationResponseList-RL-AdditionRspFDD	ProtocolIE-ID ::= 221
id-RL-InformationResponseList-RL-ReconfReady	ProtocolIE-ID ::= 222
id-RL-InformationResponseList-RL-ReconfRsp	ProtocolIE-ID ::= 223
id-RL-InformationResponseList-RL-SetupRspFDD	ProtocolIE-ID ::= 224
id-RL-InformationResponse-RL-AdditionRspTDD	ProtocolIE-ID ::= 225
id-RL-InformationResponse-RL-SetupRspTDD	ProtocolIE-ID ::= 226
id-RL-Information-RL-AdditionRqstTDD	ProtocolIE-ID ::= 227
id-RL-Information-RL-ReconfRqstTDD	ProtocolIE-ID ::= 228
id-RL-Information-RL-ReconfPrepTDD	ProtocolIE-ID ::= 229
id-RL-Information-RL-SetupRqstTDD	ProtocolIE-ID ::= 230
id-RL-ReconfigurationFailureItem-RL-ReconfFailure	ProtocolIE-ID ::= 236
id-RL-Set-InformationItem-DM-Rprt	ProtocolIE-ID ::= 238
id-RL-Set-InformationItem-DM-Rsp	ProtocolIE-ID ::= 240
id-RL-Set-InformationItem-RL-FailureInd	ProtocolIE-ID ::= 241
id-RL-Set-InformationItem-RL-RestoreInd	ProtocolIE-ID ::= 242
id-S-CCPCH-Information	ProtocolIE-ID ::= 247
id-S-CPICH-Information	ProtocolIE-ID ::= 249
id-SCH-Information	ProtocolIE-ID ::= 251

id-S-SCH-Information	ProtocolIE-ID ::= 253
id-Secondary-CCPCHListIE-CTCH-ReconfRqstTDD	ProtocolIE-ID ::= 257
id-Secondary-CCPCH-parameterListIE-CTCH-SetupRqstTDD	ProtocolIE-ID ::= 258
id-Secondary-CCPCH-Parameters-CTCH-ReconfRqstTDD	ProtocolIE-ID ::= 259
id-SecondaryCPICH-InformationItem-Cell-ReconfRqstFDD	ProtocolIE-ID ::= 260
id-SecondaryCPICH-InformationItem-Cell-SetupRqstFDD	ProtocolIE-ID ::= 261
id-SecondaryCPICH-InformationList-Cell-ReconfRqstFDD	ProtocolIE-ID ::= 262
id-SecondaryCPICH-InformationList-Cell-SetupRqstFDD	ProtocolIE-ID ::= 263
id-SecondarySCH-Information-Cell-ReconfRqstFDD	ProtocolIE-ID ::= 264
id-SecondarySCH-Information-Cell-SetupRqstFDD	ProtocolIE-ID ::= 265
id-SegmentInformationListIE-SystemInfoUpdate	ProtocolIE-ID ::= 266
id-SFN	ProtocolIE-ID ::= 268
id-ShutdownTimer	ProtocolIE-ID ::= 269
id-Start-Of-Audit-Sequence-Indicator	ProtocolIE-ID ::= 114
id-Successful-RL-InformationRespItem-RL-AdditionFailureFDD	ProtocolIE-ID ::= 270
id-Successful-RL-InformationRespItem-RL-SetupFailureFDD	ProtocolIE-ID ::= 271
id-SyncCase	ProtocolIE-ID ::= 274
id-SyncCaseIndicatorItem-Cell-SetupRqstTDD-PSCH	ProtocolIE-ID ::= 275
id-T-Cell	ProtocolIE-ID ::= 276
id-TimeSlotConfigurationList-Cell-ReconfRqstTDD	ProtocolIE-ID ::= 277
id-TimeSlotConfigurationList-Cell-SetupRqstTDD	ProtocolIE-ID ::= 278
id-TransmissionDiversityApplied	ProtocolIE-ID ::= 279
id-UARFCNforNt	ProtocolIE-ID ::= 280
id-UARFCNforNd	ProtocolIE-ID ::= 281
id-UARFCNforNu	ProtocolIE-ID ::= 282
id-UL-CCTrCH-InformationItem-RL-SetupRqstTDD	ProtocolIE-ID ::= 284
id-UL-CCTrCH-InformationList-RL-AdditionRqstTDD	ProtocolIE-ID ::= 285
id-UL-CCTrCH-InformationList-RL-SetupRqstTDD	ProtocolIE-ID ::= 288
id-UL-DPCH-InformationItem-RL-AdditionRqstTDD	ProtocolIE-ID ::= 289
id-UL-DPCH-InformationList-RL-SetupRqstTDD	ProtocolIE-ID ::= 291
id-UL-DPCH-Information-RL-ReconfPrepFDD	ProtocolIE-ID ::= 293
id-UL-DPCH-Information-RL-ReconfRqstFDD	ProtocolIE-ID ::= 294
id-UL-DPCH-Information-RL-SetupRqstFDD	ProtocolIE-ID ::= 295
id-Unsuccessful-RL-InformationRespItem-RL-AdditionFailureFDD	ProtocolIE-ID ::= 296
id-Unsuccessful-RL-InformationRespItem-RL-SetupFailureFDD	ProtocolIE-ID ::= 297
id-Unsuccessful-RL-InformationResp-RL-AdditionFailureTDD	ProtocolIE-ID ::= 300
id-Unsuccessful-RL-InformationResp-RL-SetupFailureTDD	ProtocolIE-ID ::= 301
id-USCH-Information-Add	ProtocolIE-ID ::= 302
id-USCH-Information-DeleteList-RL-ReconfPrepTDD	ProtocolIE-ID ::= 304
id-USCH-Information-ModifyList-RL-ReconfPrepTDD	ProtocolIE-ID ::= 306
id-USCH-InformationResponse	ProtocolIE-ID ::= 309
id-USCH-Information	ProtocolIE-ID ::= 310
id-Active-Pattern-Sequence-Information	ProtocolIE-ID ::= 315
id-AICH-ParametersListIE-CTCH-ReconfRqstFDD	ProtocolIE-ID ::= 316
id-AdjustmentRatio	ProtocolIE-ID ::= 317
id-AP-AICH-Information	ProtocolIE-ID ::= 320
id-AP-AICH-ParametersListIE-CTCH-ReconfRqstFDD	ProtocolIE-ID ::= 322
id-FACH-ParametersListIE-CTCH-ReconfRqstFDD	ProtocolIE-ID ::= 323
id-CauseLevel-PSCH-ReconfFailureTDD	ProtocolIE-ID ::= 324
id-CauseLevel-RL-AdditionFailureFDD	ProtocolIE-ID ::= 325
id-CauseLevel-RL-AdditionFailureTDD	ProtocolIE-ID ::= 326
id-CauseLevel-RL-ReconfFailure	ProtocolIE-ID ::= 327
id-CauseLevel-RL-SetupFailureFDD	ProtocolIE-ID ::= 328

id-CauseLevel-RL-SetupFailureTDD	ProtocolIE-ID ::= 329
id-CDCA-ICH-Information	ProtocolIE-ID ::= 330
id-CDCA-ICH-ParametersListIE-CTCH-ReconfRqstFDD	ProtocolIE-ID ::= 332
id-Closed-Loop-Timing-Adjustment-Mode	ProtocolIE-ID ::= 333
id-CommonPhysicalChannelType-CTCH-ReconfRqstFDD	ProtocolIE-ID ::= 334
id-Compressed-Mode-Deactivation-Flag	ProtocolIE-ID ::= 335
id-CPCH-Information	ProtocolIE-ID ::= 336
id-CPCH-Parameters-CTCH-SetupRsp	ProtocolIE-ID ::= 342
id-CPCH-ParametersListIE-CTCH-ReconfRqstFDD	ProtocolIE-ID ::= 343
id-DL-CCTrCH-InformationAddList-RL-ReconfPrepTDD	ProtocolIE-ID ::= 346
id-DL-CCTrCH-InformationDeleteItem-RL-ReconfRqstTDD	ProtocolIE-ID ::= 347
id-DL-CCTrCH-InformationDeleteList-RL-ReconfPrepTDD	ProtocolIE-ID ::= 348
id-DL-CCTrCH-InformationDeleteList-RL-ReconfRqstTDD	ProtocolIE-ID ::= 349
id-DL-CCTrCH-InformationModifyItem-RL-ReconfRqstTDD	ProtocolIE-ID ::= 350
id-DL-CCTrCH-InformationModifyList-RL-ReconfPrepTDD	ProtocolIE-ID ::= 351
id-DL-CCTrCH-InformationModifyList-RL-ReconfRqstTDD	ProtocolIE-ID ::= 352
id-DL-DPCH-InformationAddListIE-RL-ReconfPrepTDD	ProtocolIE-ID ::= 353
id-DL-DPCH-InformationModify-AddListIE-RL-ReconfPrepTDD	ProtocolIE-ID ::= 355
id-DL-DPCH-InformationModify-DeleteListIE-RL-ReconfPrepTDD	ProtocolIE-ID ::= 356
id-DL-DPCH-InformationModify-ModifyListIE-RL-ReconfPrepTDD	ProtocolIE-ID ::= 357
id-DL-TPC-Pattern01Count	ProtocolIE-ID ::= 358
id-DPCHConstant	ProtocolIE-ID ::= 359
id-FACH-ParametersList-CTCH-SetupRsp	ProtocolIE-ID ::= 362
id-Limited-power-increase-information-Cell-SetupRqstFDD	ProtocolIE-ID ::= 369
id-PCH-Parameters-CTCH-SetupRsp	ProtocolIE-ID ::= 374
id-PCH-ParametersItem-CTCH-ReconfRqstFDD	ProtocolIE-ID ::= 375
id-PCPCH-Information	ProtocolIE-ID ::= 376
id-PICH-ParametersItem-CTCH-ReconfRqstFDD	ProtocolIE-ID ::= 380
id-PRACHConstant	ProtocolIE-ID ::= 381
id-PRACH-ParametersListIE-CTCH-ReconfRqstFDD	ProtocolIE-ID ::= 383
id-PUSCHConstant	ProtocolIE-ID ::= 384
id-RACH-Parameters-CTCH-SetupRsp	ProtocolIE-ID ::= 385
id-Synchronisation-Configuration-Cell-ReconfRqst	ProtocolIE-ID ::= 393
id-Synchronisation-Configuration-Cell-SetupRqst	ProtocolIE-ID ::= 394
id-Transmission-Gap-Pattern-Sequence-Information	ProtocolIE-ID ::= 395
id-UL-CCTrCH-InformationAddList-RL-ReconfPrepTDD	ProtocolIE-ID ::= 396
id-UL-CCTrCH-InformationDeleteItem-RL-ReconfRqstTDD	ProtocolIE-ID ::= 397
id-UL-CCTrCH-InformationDeleteList-RL-ReconfPrepTDD	ProtocolIE-ID ::= 398
id-UL-CCTrCH-InformationDeleteList-RL-ReconfRqstTDD	ProtocolIE-ID ::= 399
id-UL-CCTrCH-InformationModifyItem-RL-ReconfRqstTDD	ProtocolIE-ID ::= 400
id-UL-CCTrCH-InformationModifyList-RL-ReconfPrepTDD	ProtocolIE-ID ::= 401
id-UL-CCTrCH-InformationModifyList-RL-ReconfRqstTDD	ProtocolIE-ID ::= 402
id-UL-DPCH-InformationAddListIE-RL-ReconfPrepTDD	ProtocolIE-ID ::= 403
id-UL-DPCH-InformationModify-AddListIE-RL-ReconfPrepTDD	ProtocolIE-ID ::= 405
id-UL-DPCH-InformationModify-DeleteListIE-RL-ReconfPrepTDD	ProtocolIE-ID ::= 406
id-UL-DPCH-InformationModify-ModifyListIE-RL-ReconfPrepTDD	ProtocolIE-ID ::= 407
id-Unsuccessful-PDSCHSetItem-PSCH-ReconfFailureTDD	ProtocolIE-ID ::= 408
id-Unsuccessful-PUSCHSetItem-PSCH-ReconfFailureTDD	ProtocolIE-ID ::= 409
id-CommunicationContextInfoItem-Reset	ProtocolIE-ID ::= 412
id-CommunicationControlPortInfoItem-Reset	ProtocolIE-ID ::= 414
id-ResetIndicator	ProtocolIE-ID ::= 416
id-TFCI2-Bearer-Information-RL-SetupRqstFDD	ProtocolIE-ID ::= 417
id-TFCI2-BearerSpecificInformation-RL-ReconfPrepFDD	ProtocolIE-ID ::= 418

id-TFCI2-BearerInformationResponse	ProtocolIE-ID ::= 419
id-TimingAdvanceApplied	ProtocolIE-ID ::= 287
id-CFNReportingIndicator	ProtocolIE-ID ::= 6
id-SFNReportingIndicator	ProtocolIE-ID ::= 11
id-InnerLoopDLPCStatus	ProtocolIE-ID ::= 12
id-TimeslotISCPInfo	ProtocolIE-ID ::= 283
id-PICH-ParametersItem-CTCH-SetupRqstTDD	ProtocolIE-ID ::= 167
id-PRACH-ParametersItem-CTCH-SetupRqstTDD	ProtocolIE-ID ::= 20
id-CCTrCH-InformationItem-RL-FailureInd	ProtocolIE-ID ::= 46
id-CCTrCH-InformationItem-RL-RestoreInd	ProtocolIE-ID ::= 47

END

9.3.7 Container Definitions

```
-- *****
--
-- Container definitions
--
-- *****

NBAP-Containers {
itu-t (0) identified-organization (4) etsi (0) mobileDomain (0)
umts-Access (20) modules (3) nbap (2) version1 (1) nbap-Containers (5) }

DEFINITIONS AUTOMATIC TAGS ::=

BEGIN

-- *****
--
-- IE parameter types from other modules.
--
-- *****

IMPORTS
    maxProtocolExtensions,
    maxPrivateIEs,
    maxProtocolIEs,
    Criticality,
    Presence,
    PrivateIE-ID,
    ProtocolExtensionID,
    ProtocolIE-ID
FROM NBAP-CommonDataTypes;

-- *****
--
-- Class Definition for Protocol IEs
--
-- *****
```

```

NBAP-PROTOCOL-IES ::= CLASS {
    &id      ProtocolIE-ID          UNIQUE,
    &criticality  Criticality,
    &Value,
    &presence  Presence
}
WITH SYNTAX {
    ID      &id
    CRITICALITY &criticality
    TYPE     &Value
    PRESENCE &presence
}

-- *****
--
-- Class Definition for Protocol IEs
--
-- *****

NBAP-PROTOCOL-IES-PAIR ::= CLASS {
    &id      ProtocolIE-ID          UNIQUE,
    &firstCriticality  Criticality,
    &FirstValue,
    &secondCriticality  Criticality,
    &SecondValue,
    &presence          Presence
}
WITH SYNTAX {
    ID      &id
    FIRST CRITICALITY &firstCriticality
    FIRST TYPE      &FirstValue
    SECOND CRITICALITY &secondCriticality
    SECOND TYPE     &SecondValue
    PRESENCE       &presence
}

-- *****
--
-- Class Definition for Protocol Extensions
--
-- *****

NBAP-PROTOCOL-EXTENSION ::= CLASS {
    &id      ProtocolExtensionID    UNIQUE,
    &criticality  Criticality,
    &Extension,
    &presence  Presence
}
WITH SYNTAX {
    ID      &id
    CRITICALITY &criticality
    EXTENSION &Extension
}

```

```

    PRESENCE      &presence
  }
-- *****
--
-- Class Definition for Private IEs
--
-- *****

NBAP-PRIVATE-IES ::= CLASS {
    &id      PrivateIE-ID,
    &criticality  Criticality,
    &Value,
    &presence      Presence
}
WITH SYNTAX {
    ID      &id
    CRITICALITY &criticality
    TYPE    &Value
    PRESENCE &presence
}
-- *****
--
-- Container for Protocol IEs
--
-- *****

ProtocolIE-Container {NBAP-PROTOCOL-IES : IEsSetParam} ::=
    SEQUENCE (SIZE (0..maxProtocolIEs)) OF
    ProtocolIE-Field {{IEsSetParam}}

ProtocolIE-Single-Container {NBAP-PROTOCOL-IES : IEsSetParam} ::=
    ProtocolIE-Field {{IEsSetParam}}

ProtocolIE-Field {NBAP-PROTOCOL-IES : IEsSetParam} ::= SEQUENCE {
    id      NBAP-PROTOCOL-IES.&id      ({IEsSetParam}),
    criticality  NBAP-PROTOCOL-IES.&criticality  ({IEsSetParam}{@id}),
    value     NBAP-PROTOCOL-IES.&Value      ({IEsSetParam}{@id})
}
-- *****
--
-- Container for Protocol IE Pairs
--
-- *****

ProtocolIE-ContainerPair {NBAP-PROTOCOL-IES-PAIR : IEsSetParam} ::=
    SEQUENCE (SIZE (0..maxProtocolIEs)) OF
    ProtocolIE-FieldPair {{IEsSetParam}}

ProtocolIE-FieldPair {NBAP-PROTOCOL-IES-PAIR : IEsSetParam} ::= SEQUENCE {
    id      NBAP-PROTOCOL-IES-PAIR.&id      ({IEsSetParam}),

```

```

    firstCriticality      NBAP-PROTOCOL-IES-PAIR.&firstCriticality  ({IEsSetParam}{@id}),
    firstValue           NBAP-PROTOCOL-IES-PAIR.&FirstValue  ({IEsSetParam}{@id}),
    secondCriticality    NBAP-PROTOCOL-IES-PAIR.&secondCriticality  ({IEsSetParam}{@id}),
    secondValue         NBAP-PROTOCOL-IES-PAIR.&SecondValue  ({IEsSetParam}{@id})
}

-- *****
--
-- Container Lists for Protocol IE Containers
--
-- *****

ProtocolIE-ContainerList {INTEGER : lowerBound, INTEGER : upperBound, NBAP-PROTOCOL-IES : IEsSetParam} ::=
    SEQUENCE (SIZE (lowerBound..upperBound)) OF
        ProtocolIE-Container {{IEsSetParam}}

ProtocolIE-ContainerPairList {INTEGER : lowerBound, INTEGER : upperBound, NBAP-PROTOCOL-IES-PAIR : IEsSetParam} ::=
    SEQUENCE (SIZE (lowerBound..upperBound)) OF
        ProtocolIE-ContainerPair {{IEsSetParam}}

-- *****
--
-- Container for Protocol Extensions
--
-- *****

ProtocolExtensionContainer {NBAP-PROTOCOL-EXTENSION : ExtensionSetParam} ::=
    SEQUENCE (SIZE (1..maxProtocolExtensions)) OF
        ProtocolExtensionField {{ExtensionSetParam}}

ProtocolExtensionField {NBAP-PROTOCOL-EXTENSION : ExtensionSetParam} ::= SEQUENCE {
    id      NBAP-PROTOCOL-EXTENSION.&id  ({ExtensionSetParam}),
    criticality NBAP-PROTOCOL-EXTENSION.&criticality  ({ExtensionSetParam}{@id}),
    extensionValue NBAP-PROTOCOL-EXTENSION.&Extension  ({ExtensionSetParam}{@id})
}

-- *****
--
-- Container for Private IEs
--
-- *****

PrivateIE-Container {NBAP-PRIVATE-IES : IEsSetParam} ::=
    SEQUENCE (SIZE (1..maxPrivateIEs)) OF
        PrivateIE-Field {{IEsSetParam}}

PrivateIE-Field {NBAP-PRIVATE-IES : IEsSetParam} ::= SEQUENCE {
    id      NBAP-PRIVATE-IES.&id
        ({IEsSetParam}),
    criticality NBAP-PRIVATE-IES.&criticality
        ({IEsSetParam}{@id}),
    value      NBAP-PRIVATE-IES.&Value
        ({IEsSetParam}{@id})
}

```


}

END

9.4 Message Transfer Syntax

NBAP shall use the ASN.1 Basic Packed Encoding Rules (BASIC-PER) Aligned Variant as transfer syntax as specified in ref. [11].

9.5 Timers

T_{Preempt}

- Specifies the maximum time that a Node B may wait for pre-emption of resources for establishment or reconfiguration of Radio Links.

10 Handling of unknown, unforeseen and erroneous protocol data

10.1 General

Protocol Error cases can be divided into three classes:

- Transfer Syntax Error
- Abstract Syntax Error
- Logical Error

Protocol errors can occur in the following functions within a receiving node:

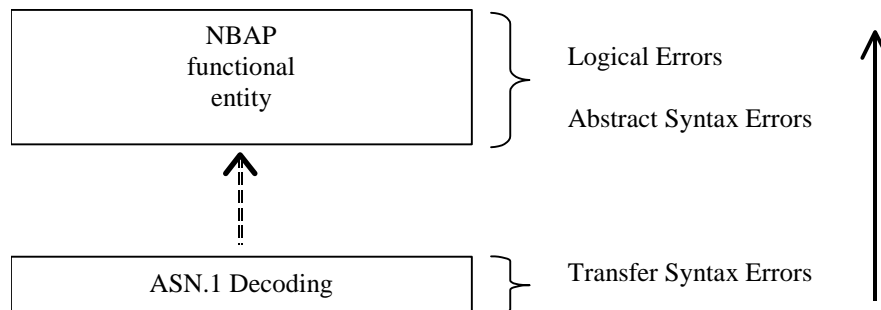


Figure 38: Protocol Errors in NBAP.

10.2 Transfer Syntax Error

A Transfer Syntax Error occurs when the receiver is not able to decode the received physical message. Transfer syntax errors are always detected in the process of ASN.1 decoding. If a Transfer Syntax Error occurs, the receiver should initiate Error Indication procedure with appropriate cause value for the Transfer Syntax protocol error.

Examples for Transfer Syntax Errors are:

- Violation of value ranges in ASN.1 definition of messages. e.g.: If an IE has a defined value range of 0 to 10 (ASN.1: INTEGER (0..10)), and 12 will be received, then this will be treated as a transfer syntax error.
- Violation in list element constraints. e.g.: If a list is defined as containing 1 to 10 elements, and 12 elements will be received, then this case will be handled as a transfer syntax error.
- Missing mandatory elements in ASN.1 SEQUENCE definitions (as sent by the originator of the message).
- Wrong order of elements in ASN.1 SEQUENCE definitions (as sent by the originator of the message).

10.3 Abstract Syntax Error

10.3.1 General

An Abstract Syntax Error occurs when the receiving functional NBAP entity:

1. receives IEs or IE groups that cannot be understood (unknown id);
2. receives IEs for which the logical range is violated (e.g.: ASN.1 definition: 0 to 15, the logical range is 0 to 10 (values 11 to 15 are undefined), and 12 will be received; this case will be handled as an abstract syntax error using criticality information sent by the originator of the message);
3. does not receive IEs or IE groups but according to the specified presence of the concerning object, the IEs or IE groups should have been present in the received message;
4. receives IEs or IE groups that are defined to be part of that message in wrong order or with too many occurrences of the same IE or IE group.

Cases 1 and 2 (not comprehended IE/IE group) are handled based on received Criticality information. Case 3 (missing IE/IE group) is handled based on Criticality information and Presence information for the missing IE/IE group specified in the version of the specification used by the receiver. Case 4 (IEs or IE groups in wrong order or with too many occurrences) results in rejecting the procedure.

If an Abstract Syntax Error occurs, the receiver shall read the remaining message and shall then for each detected Abstract Syntax Error that belong to cases 1-3 act according to the Criticality Information and Presence Information for the IE/IE group due to which Abstract Syntax Error occurred in accordance with subclauses 10.3.4 and 10.3.5. The handling of case 4 is specified in subclause 10.3.6.

10.3.2 Criticality Information

In the NBAP messages there is criticality information set for individual IEs and/or IE groups. This criticality information instructs the receiver how to act when receiving an IE or an IE group that is not comprehended, i.e. the entire item (IE or IE group) which is not (fully or partially) comprehended shall be treated in accordance with its own criticality information as specified in subclause 10.3.4.

In addition, the criticality information is used in case of the missing IE/IE group abstract syntax error (see subclause 10.3.5).

The receiving node shall take different actions depending on the value of the Criticality Information. The three possible values of the Criticality Information for an IE/IE group are:

- Reject IE
- Ignore IE and Notify Sender
- Ignore IE

The following rules restrict when a receiving entity may consider an IE, an IE group or an EP not comprehended (not implemented), and when action based on criticality information is applicable:

1. IE or IE group: When one new or modified IE or IE group is implemented for one EP from a standard version, then other new or modified IEs or IE groups specified for that EP in that standard version shall be considered comprehended by the receiving entity (some may still remain unsupported).

Note that this restriction is applicable to a sending entity for constructing messages.

2. EP: The comprehension of different EPs within a standard version or between different standard versions is not mandated. Any EP that is not supported may be considered not comprehended, even if another EP from that standard version is comprehended, and action based on criticality shall be applied.

10.3.3 Presence Information

For many IEs/IE groups which are optional according to the ASN.1 transfer syntax, NBAP specifies separately if the presence of these IEs/IE groups is optional or mandatory with respect to RNS application by means of the presence field of the concerning object of class NBAP-PROTOCOL-IES, NBAP-PROTOCOL-IES-PAIR, NBAP-PROTOCOL-EXTENSION or NBAP-PRIVATE-IES.

The presence field of the indicated classes supports three values:

1. Optional;
2. Conditional;
3. Mandatory.

If an IE/IE group is not included in a received message and the presence of the IE/IE group is mandatory or the presence is conditional and the condition is true according to the version of the specification used by the receiver, an abstract syntax error occurs due to a missing IE/IE group.

10.3.4 Not comprehended IE/IE group

10.3.4.1 Procedure ID

The receiving node shall treat the different types of received criticality information of the *Procedure ID* according to the following:

Reject IE:

- If a message is received with a *Procedure ID* marked with "*Reject IE*" which the receiving node does not comprehend, the receiving node shall reject the procedure using the Error Indication procedure.

Ignore IE and Notify Sender:

- If a message is received with a *Procedure ID* marked with "*Ignore IE and Notify Sender*" which the receiving node does not comprehend, the receiving node shall ignore the procedure and initiate the Error Indication procedure.

Ignore IE:

- If a message is received with a *Procedure ID* marked with "*Ignore IE*" which the receiving node does not comprehend, the receiving node shall ignore the procedure.

When using the Error Indication procedure to reject a procedure or to report an ignored procedure it shall include the *Procedure ID* IE, the *Triggering Message* IE, and the *Procedure Criticality* IE in the *Criticality Diagnostics* IE.

10.3.4.2 IEs other than the Procedure ID

The receiving node shall treat the different types of received criticality information of an IE/IE group other than the *Procedure ID* according to the following:

Reject IE:

- If a message *initiating* a procedure is received containing one or more IEs/IE groups marked with "*Reject IE*" which the receiving node does not comprehend; none of the functional requests of the message shall be executed. The receiving node shall reject the procedure and report the rejection of one or more IEs/IE groups using the message normally used to report unsuccessful outcome of the procedure. In case the information received in the initiating message was insufficient to determine a value for all IEs that are required to be present in the message used to report the unsuccessful outcome of the procedure, the receiving node shall instead terminate the procedure and initiate the Error Indication procedure.
- If a message *initiating* a procedure that does not have a message to report unsuccessful outcome is received containing one or more IEs/IE groups marked with "*Reject IE*" which the receiving node does not comprehend, the receiving node shall terminate the procedure and initiate the Error Indication procedure.

- If a *response* message is received containing one or more IEs/IE groups marked with "*Reject IE*" that the receiving node does not comprehend, the receiving node shall initiate local error handling.

Ignore IE and Notify Sender:

- If a message *initiating* a procedure is received containing one or more IEs/IE groups marked with "*Ignore IE and Notify Sender*" which the receiving node does not comprehend, the receiving node shall ignore the content of the not comprehended IEs/IE groups, continue with the procedure as if the not comprehended IEs/IE groups were not received (except for the reporting) using the understood IEs/IE groups and report in the response message of the procedure that one or more IEs/IE groups have been ignored. In case the information received in the initiating message was insufficient to determine a value for all IEs that are required to be present in the response message, the receiving node shall instead terminate the procedure and initiate the Error Indication procedure.
- If a message *initiating* a procedure that does not have a message to report the outcome of the procedure is received containing one or more IEs/IE groups marked with "*Ignore IE and Notify Sender*" which the receiving node does not comprehend, the receiving node shall ignore the content of the not comprehended IEs/IE groups, continue with the procedure as if the not comprehended IEs/IE groups were not received (except for the reporting) using the understood IEs/IE groups, and initiate the Error Indication procedure to report that one or more IEs/IE groups have been ignored.
- If a *response* message is received containing one or more IEs/IE groups marked with "*Ignore IE and Notify Sender*" which the receiving node does not comprehend, the receiving node shall ignore the content of the not comprehended IEs/IE groups and initiate the Error Indication procedure.

Ignore IE:

- If a message *initiating* a procedure is received containing one or more IEs/IE groups marked with "*Ignore IE*" which the receiving node does not comprehend, the receiving node shall ignore the content of the not comprehended IEs/IE groups and continue with the procedure as if the not comprehended IEs/IE groups were not received using the understood IEs/IE groups.
- If a *response* message is received containing one or more IEs/IE groups marked with "*Ignore IE*" which the receiving node does not comprehend, the receiving node shall ignore the content of the not comprehended IEs/IE groups.

When reporting not comprehended IEs/IE groups marked with "*Reject IE*" or "*Ignore IE and Notify Sender*" using a response message defined for the procedure, the *Information Element Criticality Diagnostics* IE shall be included in the *Criticality Diagnostics* IE for each reported IE/IE group. The *Repetition Number* IE shall be included in the *Information Element Criticality Diagnostics* IE if the reported IE/IE group was part of a "SEQUENCE OF" definition.

When reporting not comprehended IEs/IE groups marked with "*Reject IE*" or "*Ignore IE and Notify Sender*" using the Error Indication procedure, the *Procedure ID* IE, the *Triggering Message* IE, *Procedure Criticality* IE, the *Transaction Id* IE, and the *Information Element Criticality Diagnostics* IE shall be included in the *Criticality Diagnostics* IE for each reported IE/IE group. The *Repetition Number* IE shall be included in the *Information Element Criticality Diagnostics* IE if the reported IE/IE group was part of a "SEQUENCE OF" definition.

10.3.5 Missing IE or IE group

The receiving node shall treat the missing IE/IE group according to the criticality information for the missing IE/IE group in the received message specified in the version of this specification used by the receiver:

Reject IE:

- If a received message *initiating* a procedure is missing one or more IEs/IE groups with specified criticality "*Reject IE*"; none of the functional requests of the message shall be executed. The receiving node shall reject the procedure and report the missing IEs/IE groups using the message normally used to report unsuccessful outcome of the procedure. In case the information received in the initiating message was insufficient to determine a value for all IEs that are required to be present in the message used to report the unsuccessful outcome of the procedure, the receiving node shall instead terminate the procedure and initiate the Error Indication procedure.
- If a received message *initiating* a procedure that does not have a message to report unsuccessful outcome is missing one or more IEs/IE groups with specified criticality "*Reject IE*", the receiving node shall terminate the procedure and initiate the Error Indication procedure.

- If a received *response* message is missing one or more IEs/IE groups with specified criticality "*Reject IE*", the receiving node shall initiate local error handling.

Ignore IE and Notify Sender:

- If a received message *initiating* a procedure is missing one or more IEs/IE groups with specified criticality "*Ignore IE and Notify Sender*", the receiving node shall continue with the procedure based on the other IEs/IE groups present in the message and report in the response message of the procedure that one or more IEs/IE groups were missing. In case the information received in the initiating message was insufficient to determine a value for all IEs that are required to be present in the response message, the receiving node shall instead terminate the procedure and initiate the Error Indication procedure.
- If a received message *initiating* a procedure that does not have a message to report the outcome of the procedure is missing one or more IEs/IE groups with specified criticality "*Ignore IE and Notify Sender*", the receiving node shall continue with the procedure based on the other IEs/IE groups present in the message and initiate the Error Indication procedure to report that one or more IEs/IE groups were missing.
- If a received *response* message is missing one or more IEs/IE groups with specified criticality "*Ignore IE and Notify Sender*", the receiving node shall initiate the Error Indication procedure.

Ignore IE:

- If a received message *initiating* a procedure is missing one or more IEs/IE groups with specified criticality "*Ignore IE*", the receiving node shall continue with the procedure based on the other IEs/IE groups present in the message.
- If a received *response* message is missing one or more IEs/IE groups with specified criticality "*Ignore IE*", the receiving node shall ignore that those IEs/IE groups are missing.

When reporting missing IEs/IE groups with specified criticality "*Reject IE*" or "*Ignore IE and Notify Sender*" using a response message defined for the procedure, the *Information Element Criticality Diagnostics* IE shall be included in the *Criticality Diagnostics* IE for each reported IE/IE group.

When reporting missing IEs/IE groups with specified criticality "*Reject IE*" or "*Ignore IE and Notify Sender*" using the Error Indication procedure, the *Procedure ID* IE, the *Triggering Message* IE, *Procedure Criticality* IE, the *Transaction Id* IE, and the *Information Element Criticality Diagnostics* IE shall be included in the *Criticality Diagnostics* IE for each reported IE/IE group.

10.3.6 IEs or IE groups received in wrong order or with too many occurrences

If a message with IEs or IE groups in wrong order or with too many occurrences is received, the receiving node shall behave according to the following:

- If a message *initiating* a procedure is received containing IEs or IE groups in wrong order or with too many occurrences, none of the functional requests of the message shall be executed. The receiving node shall reject the procedure and report the cause value "Abstract Syntax Error (Falsely Constructed Message)" using the message normally used to report unsuccessful outcome of the procedure. In case the information received in the initiating message was insufficient to determine a value for all IEs that are required to be present in the message used to report the unsuccessful outcome of the procedure, the receiving node shall instead terminate the procedure and initiate the Error Indication procedure.
- If a message *initiating* a procedure that does not have a message to report unsuccessful outcome is received containing IEs or IE groups in wrong order or with too many occurrences, the receiving node shall terminate the procedure and initiate the Error Indication procedure, and use cause value "Abstract Syntax Error (Falsely Constructed Message)".
- If a *response* message is received containing IEs or IE groups in wrong order or with too many occurrences, the receiving node shall initiate local error handling.

10.4 Logical Error

Logical error situations occur when a message is comprehended correctly, but the information contained within the message is not valid (i.e. semantic error), or describes a procedure which is not compatible with the state of the receiver. In these conditions, the following behaviour shall be performed (unless otherwise specified) as defined by the class of the elementary procedure, irrespective of the criticality of the IEs/IE groups containing the erroneous values.

Class 1:

Where the logical error occurs in a request message of a class 1 procedure, and the procedure has a failure message, the failure message shall be sent with an appropriate cause value.

Typical cause values are:

- Protocol Causes:
 1. Semantic Error
 2. Message not compatible with receiver state

Where the logical error is contained in a request message of a class 1 procedure, and the procedure does not have a failure message, the procedure shall be terminated and the ERROR INDICATION procedure shall be initiated with an appropriate cause value.

Where the logical error exists in a response message of a class 1 procedure, local error handling shall be initiated.

Class 2:

Where the logical error occurs in a message of a class 2 procedure, the procedure shall be terminated and the ERROR INDICATION procedure shall be initiated with an appropriate cause value.

Annex A (normative): Allocation and Pre-emption of Radio Links in the Node B

A.1 Deriving Allocation Information for a Radio Link

A.1.1 Establishment of a New Radio Link

The Allocation Information for a Radio Link in the case of establishment of a new Radio Link shall be derived as follows:

- The latest received *Allocation/Retention Priority* IE for each transport channel shall be used.

Note: The *Allocation/Retention Priority* IE for a transport channel may have been received in

- a) the procedure that establishes the first Radio Link for the Node B Communication Context in the Node B or
- b) a procedure adding or modifying the transport channel.

- If the *Priority Level* IE in the *Allocation/Retention Priority* IE for all transport channels that are intended to use the Radio Link is set to "not used", the pre-emption capability of the Radio Link shall be set to "shall not trigger pre-emption".
- If the *Priority Level* IE in the *Allocation/Retention Priority* IE for one or more of the transport channels that are intended to use the Radio Link is not set to "not used", the allocation priority and the pre-emption capability of the Radio Link shall be set according to the following:
 - The transport channels that have the *Priority Level* IE in the *Allocation/Retention Priority* IE set to "not used" shall be excluded when setting the allocation priority and pre-emption capability of a Radio Link.
 - The allocation priority for a Radio Link shall be set to highest priority level, given by the *Priority Level* IE in the *Allocation/Retention Priority* IE, for all non excluded transport channels that are intended to use the Radio Link.
 - If all non-excluded transport channels that are intended to use a Radio Link to be established have the pre-emption capability, given by the *Pre-emption Capability* IE in the *Allocation/Retention Priority* IE, set to "shall not trigger pre-emption", the pre-emption capability of the Radio Link shall be set to "shall not trigger pre-emption".
If one or more non-excluded transport channels that are intended to use the Radio Link to be established have the value of the *Pre-emption Capability* IE in the *Allocation/Retention Priority* IE set to "may trigger pre-emption", the pre-emption capability of the Radio Link shall be set to "may trigger pre-emption".

The derived allocation priority and pre-emption capability are only valid during this allocation/retention process.

A.1.2 Modification of an Existing Radio Link

The Allocation Information for a Radio Link in the case of modification of a Radio Link (addition or modification of transport channels using the Radio Link) shall be derived as follows:

- The latest received *Allocation/Retention Priority* IE for each transport channel shall be used.

Note: The *Allocation/Retention Priority* IE for a transport channel may have been received in

- a) the procedure that establishes the first Radio Link for the Node B Communication Context in the Node B,
- b) a previous procedure adding or modifying the transport channel, or
- c) the current procedure adding or modifying the transport channel.

- If the *Priority Level* IE in the *Allocation/Retention Priority* IE for all transport channels to be added or modified in the Radio Link is set to "not used", the pre-emption capability of the Radio Link to be modified shall be set to "shall not trigger pre-emption".

- If the *Priority Level* IE in the *Allocation/Retention Priority* IE for one or more of the transport channels to be added or modified in the Radio Link is not set to “not used”, the allocation priority of and the pre-emption capability of the Radio Link to be modified shall be set according to the following:
 - The transport channels to be added or modified that have the *Priority Level* IE in the *Allocation/Retention Priority* IE set to “not used” shall be excluded when setting the allocation priority and pre-emption capability of a Radio Link to be modified.
 - The allocation priority for a Radio Link to be modified shall be set to highest priority level, given by the *Priority Level* IE in the *Allocation/Retention Priority* IE, for all the non-excluded transport channels that are to be added or modified.
 - If all non-excluded transport channels that are to be added or modified in the Radio Link have the pre-emption capability, given by the *Pre-emption Capability* IE in the *Allocation/Retention Priority* IE, set to “shall not trigger pre-emption”, the pre-emption capability of the Radio Link to be modified shall be set to “shall not trigger pre-emption”.
If one or more of the non-excluded transport channels to be added or modified in the Radio Link have the value of the *Pre-emption Capability* IE in the *Allocation/Retention Priority* IE set to “may trigger pre-emption”, the pre-emption capability of the Radio Link to be modified shall be set to “may trigger pre-emption”.

The derived allocation priority and pre-emption capability are only valid during this allocation/retention process.

A.2 Deriving Retention Information for a Radio Link

The Retention Information for an existing Radio Link shall be derived as follows:

- The latest received *Allocation/Retention Priority* IE for each transport channel shall be used.
- Note: The *Allocation/Retention Priority* IE for a transport channel may have been received in
- a) the procedure that establishes the first Radio Link for the Node B Communication Context in the Node B or
 - b) a procedure adding or modifying the transport channel.
- If the *Priority Level* IE in the *Allocation/Retention Priority* IE for one or more transport channels using the Radio Link is set to “not used”, the pre-emption vulnerability of the Radio Link shall be set to “not pre-emptable”.
 - If the *Priority Level* IE in the *Allocation/Retention Priority* IE for all the transport channels using the Radio Link is not set to “not used”, the retention priority of the Radio Link and the pre-emption vulnerability of the Radio Link shall be set according to the following:
 - The retention priority for a Radio Link shall be set to highest priority level, given by the *Priority Level* IE in the *Allocation/Retention Priority* IE, for all transport channels that uses the Radio Link.
 - If all transport channels that uses the Radio Link have the pre-emption vulnerability, given by the *Pre-emption Vulnerability* IE in the *Allocation/Retention Priority* IE, set to “pre-emptable”, the pre-emption vulnerability of the Radio Link shall be set to “pre-emptable”.
If one or more transport channels that uses the Radio Link have the value of the *Pre-emption Vulnerability* IE in the *Allocation/Retention Priority* IE set to “not pre-emptable”, the pre-emption vulnerability of the Radio Link shall be set to “not pre-emptable”.

The derived retention priority and pre-emption vulnerability are valid until they are changed, or until the Radio Link is deleted. When new transport channels are added to or deleted from the Radio Link or when existing transport channels are modified with regards to the *Allocation/Retention Priority* IE, the retention information shall be derived again according to above.

A.3 The Allocation/Retention Process

The Node B shall establish or modify the resources for a Radio Link according to:

- The value of the Allocation Information (allocation priority and pre-emption capability) of the Radio Link to be established or modified. The Allocation Information is derived according to clause A.1.
- The value of the Retention Information (retention priority and pre-emption vulnerability) of existing Radio Links. The Retention Information derived according to clause A.2.
- The resource situation in the cell.

Whilst the process and the extent of the pre-emption functionality is operator dependent, the pre-emption indicators (pre-emption capability and pre-emption vulnerability) shall be treated as follows:

- If the pre-emption capability for a Radio Link to be established or modified is set to "may trigger pre-emption" and the resource situation so requires, the Node B may trigger the pre-emption process in clause A.4 to free resources for this allocation request.
- If the pre-emption capability for a Radio Link to be established or modified is set to "shall not trigger pre-emption", then this allocation request shall not trigger the pre-emption process in clause A.4.
- If the pre-emption vulnerability for an existing Radio Link is set to "pre-emptable", then this Radio Link shall be included in the pre-emption process in clause A.4.
- If the pre-emption vulnerability for an existing Radio Link is set to "not pre-emptable", then this Radio Link shall not be included in the pre-emption process in clause A.4.

A.4 The Pre-emption Process

The pre-emption process shall only pre-empt Radio Links with lower retention priority than the allocation priority of the Radio Link to be established or modified. The Radio Links to be pre-empted shall be selected in ascending order of the retention priority.

When the pre-emption process detects that one or more Radio Links have to be pre-empted to free resources for a Radio Link(s) to be established or modified, the Node B shall initiate the Radio Link Pre-emption procedure for all the Node B Communication Contexts having Radio Links selected for pre-emption and start the T_{Preempt} timer.

When enough resources are freed to establish or modify the Radio Link(s) according to the request, the Node B shall stop the T_{Preempt} timer and complete the procedure that triggered the pre-emption process in accordance with the "Successful Operation" subclause of the procedure.

If the T_{Preempt} timer expires, the Node B shall regard the procedure that triggered the pre-emption process as failed and complete the procedure in accordance with the "Unsuccessful Operation" subclause of the procedure.

Annex B (informative): Change history

Change history					
TSG RAN#	Version	CR	Tdoc RAN	New Version	Subject/Comment
RAN_06	-	-	RP-99764	3.0.0	Approved at TSG RAN #6 and placed under Change Control
RAN_07	3.0.0	-	-	3.1.0	Approved at TSG RAN #7
RAN_08	3.1.0	-	RP-000250	3.2.0	Approved at TSG RAN #8
RAN_08	3.1.0	-	RP-000251	3.2.0	Approved at TSG RAN #8
RAN_08	3.1.0	-	RP-000252	3.2.0	Approved at TSG RAN #8
RAN_08	3.1.0	-	RP-000253	3.2.0	Approved at TSG RAN #8
RAN_09	3.2.0	165-189	RP-000386	3.3.0	Approved at TSG RAN #9
RAN_09	3.2.0	190-219	RP-000387	3.3.0	Approved at TSG RAN #9
RAN_09	3.2.0	221-246	RP-000388	3.3.0	Approved at TSG RAN #9
RAN_09	3.2.0	247-248	RP-000389	3.3.0	Approved at TSG RAN #9
RAN_10	3.3.0	250-324	RP-000627 RP-000628 RP-000630 RP-000697	3.4.0	Approved at TSG RAN #10
RAN_10	3.4.0			3.4.1	Correct of headers
RAN_11	3.4.1	325-388	RP-010125 RP-010126	3.5.0	Approved at TSG RAN #11

History

Document history		
V3.0.0	January 2000	Publication
V3.1.0	March 2000	Publication
V3.2.0	June 2000	Publication
V3.3.0	September 2000	Publication
V3.4.1	December 2000	Publication
V3.5.0	March 2001	Publication