

# ETSI TS 125 433 V6.17.0 (2008-07)

---

*Technical Specification*

**Universal Mobile Telecommunications System (UMTS);  
UTRAN Iub interface Node B Application Part (NBAP)  
signalling  
(3GPP TS 25.433 version 6.17.0 Release 6)**

---



---

**Reference**

RTS/TSGR-0325433v6h0

---

**Keywords**

UMTS

**ETSI**

650 Route des Lucioles  
F-06921 Sophia Antipolis Cedex - FRANCE

---

Tel.: +33 4 92 94 42 00 Fax: +33 4 93 65 47 16

Siret N° 348 623 562 00017 - NAF 742 C  
Association à but non lucratif enregistrée à la  
Sous-Préfecture de Grasse (06) N° 7803/88

---

**Important notice**

---

Individual copies of the present document can be downloaded from:

<http://www.etsi.org>

The present document may be made available in more than one electronic version or in print. In any case of existing or perceived difference in contents between such versions, the reference version is the Portable Document Format (PDF). In case of dispute, the reference shall be the printing on ETSI printers of the PDF version kept on a specific network drive within ETSI Secretariat.

Users of the present document should be aware that the document may be subject to revision or change of status. Information on the current status of this and other ETSI documents is available at

<http://portal.etsi.org/tb/status/status.asp>

If you find errors in the present document, please send your comment to one of the following services:

[http://portal.etsi.org/chaicor/ETSI\\_support.asp](http://portal.etsi.org/chaicor/ETSI_support.asp)

---

**Copyright Notification**

---

No part may be reproduced except as authorized by written permission.  
The copyright and the foregoing restriction extend to reproduction in all media.

© European Telecommunications Standards Institute 2008.  
All rights reserved.

DECT™, PLUGTESTS™, UMTS™, TIPHON™, the TIPHON logo and the ETSI logo are Trade Marks of ETSI registered for the benefit of its Members.

3GPP™ is a Trade Mark of ETSI registered for the benefit of its Members and of the 3GPP Organizational Partners.

---

## Intellectual Property Rights

IPRs essential or potentially essential to the present document may have been declared to ETSI. The information pertaining to these essential IPRs, if any, is publicly available for **ETSI members and non-members**, and can be found in ETSI SR 000 314: *"Intellectual Property Rights (IPRs); Essential, or potentially Essential, IPRs notified to ETSI in respect of ETSI standards"*, which is available from the ETSI Secretariat. Latest updates are available on the ETSI Web server (<http://webapp.etsi.org/IPR/home.asp>).

Pursuant to the ETSI IPR Policy, no investigation, including IPR searches, has been carried out by ETSI. No guarantee can be given as to the existence of other IPRs not referenced in ETSI SR 000 314 (or the updates on the ETSI Web server) which are, or may be, or may become, essential to the present document.

---

## Foreword

This Technical Specification (TS) has been produced by ETSI 3rd Generation Partnership Project (3GPP).

The present document may refer to technical specifications or reports using their 3GPP identities, UMTS identities or GSM identities. These should be interpreted as being references to the corresponding ETSI deliverables.

The cross reference between GSM, UMTS, 3GPP and ETSI identities can be found under <http://webapp.etsi.org/key/queryform.asp>.

# Contents

Intellectual Property Rights .....	2
Foreword.....	2
Foreword.....	18
1 Scope .....	19
2 References .....	19
3 Definitions, Symbols and Abbreviations.....	20
3.1 Definitions .....	20
3.2 Symbols.....	21
3.3 Abbreviations .....	21
4 General .....	22
4.1 Procedure Specification Principles.....	22
4.2 Forwards and Backwards Compatibility .....	23
4.3 Specification Notations .....	23
5 NBAP Services.....	24
5.1 Parallel Transactions .....	24
6 Services Expected from Signalling Transport.....	24
7 Functions of NBAP .....	24
8 NBAP Procedures .....	27
8.1 Elementary Procedures.....	27
8.2 NBAP Common Procedures.....	29
8.2.1 Common Transport Channel Setup.....	29
8.2.1.1 General .....	29
8.2.1.2 Successful Operation.....	30
8.2.1.3 Unsuccessful Operation .....	31
8.2.1.4 Abnormal Conditions .....	32
8.2.2 Common Transport Channel Reconfiguration .....	33
8.2.2.1 General .....	33
8.2.2.2 Successful Operation.....	33
8.2.2.3 Unsuccessful Operation .....	35
8.2.2.4 Abnormal Conditions .....	35
8.2.3 Common Transport Channel Deletion .....	35
8.2.3.1 General .....	35
8.2.3.2 Successful Operation.....	36
8.2.3.3 Unsuccessful Operation .....	36
8.2.3.4 Abnormal Conditions .....	36
8.2.4 Block Resource .....	36
8.2.4.1 General .....	36
8.2.4.2 Successful Operation.....	37
8.2.4.3 Unsuccessful Operation .....	38
8.2.4.4 Abnormal Conditions .....	38
8.2.5 Unblock Resource.....	38
8.2.5.1 General .....	38
8.2.5.2 Successful Operation.....	38
8.2.5.3 Abnormal Conditions .....	39
8.2.6 Audit Required.....	39
8.2.6.1 General .....	39
8.2.6.2 Successful Operation.....	39
8.2.6.3 Abnormal Conditions .....	39
8.2.7 Audit .....	39
8.2.7.1 General .....	39
8.2.7.2 Successful Operation.....	40

8.2.7.3	Unsuccessful Operation .....	41
8.2.7.4	Abnormal Conditions .....	41
8.2.8	Common Measurement Initiation .....	41
8.2.8.1	General .....	41
8.2.8.2	Successful Operation.....	41
8.2.8.3	Unsuccessful Operation .....	47
8.2.8.4	Abnormal Conditions .....	47
8.2.9	Common Measurement Reporting.....	51
8.2.9.1	General .....	51
8.2.9.2	Successful Operation.....	51
8.2.9.3	Abnormal Conditions .....	51
8.2.10	Common Measurement Termination .....	52
8.2.10.1	General .....	52
8.2.10.2	Successful Operation.....	52
8.2.10.3	Abnormal Conditions .....	52
8.2.11	Common Measurement Failure.....	52
8.2.11.1	General .....	52
8.2.11.2	Successful Operation.....	52
8.2.11.3	Abnormal Conditions .....	52
8.2.12	Cell Setup .....	53
8.2.12.1	General .....	53
8.2.12.2	Successful Operation.....	53
8.2.12.3	Unsuccessful Operation .....	54
8.2.12.4	Abnormal Conditions .....	54
8.2.13	Cell Reconfiguration.....	55
8.2.13.1	General .....	55
8.2.13.2	Successful Operation.....	55
8.2.13.3	Unsuccessful Operation .....	57
8.2.13.4	Abnormal Conditions .....	57
8.2.14	Cell Deletion .....	58
8.2.14.1	General .....	58
8.2.14.2	Successful Operation.....	58
8.2.14.3	Unsuccessful Operation .....	58
8.2.14.4	Abnormal Conditions .....	58
8.2.15	Resource Status Indication.....	58
8.2.15.1	General .....	58
8.2.15.2	Successful Operation.....	59
8.2.15.3	Abnormal Conditions .....	61
8.2.16	System Information Update .....	62
8.2.16.1	General .....	62
8.2.16.2	Successful Operation.....	62
8.2.16.3	Unsuccessful Operation .....	63
8.2.16.4	Abnormal Conditions .....	63
8.2.17	Radio Link Setup .....	64
8.2.17.1	General .....	64
8.2.17.2	Successful Operation.....	64
8.2.17.3	Unsuccessful Operation .....	74
8.2.17.4	Abnormal Conditions .....	75
8.2.18	Physical Shared Channel Reconfiguration.....	76
8.2.18.1	General .....	76
8.2.18.2	Successful Operation.....	76
8.2.18.3	Unsuccessful Operation .....	80
8.2.18.4	Abnormal Conditions .....	81
8.2.19	Reset .....	81
8.2.19.1	General .....	81
8.2.19.2	Successful Operation.....	82
8.2.19.2.1	Reset Initiated by the CRNC .....	82
8.2.19.2.2	Reset Initiated by the Node B.....	82
8.2.19.3	Unsuccessful Operation .....	83
8.2.19.4	Abnormal Conditions .....	83
8.2.20	Cell Synchronisation Initiation [TDD] .....	83
8.2.20.1	General .....	83

8.2.20.2	Successful Operation.....	83
8.2.20.3	Unsuccessful Operation .....	84
8.2.20.4	Abnormal Conditions .....	85
8.2.21	Cell Synchronisation Reconfiguration [TDD] .....	85
8.2.21.1	General .....	85
8.2.21.2	Successful Operation.....	85
8.2.21.2.1	General .....	85
8.2.21.2.2	[3.84Mcps TDD - Cell Sync Burst Schedule] .....	86
8.2.21.2.3	[1.28Mcps TDD - SYNC_DL Code Schedule] .....	86
8.2.21.2.4	[3.84Mcps TDD - Cell Sync Burst Transmission Reconfiguration] [1.28Mcps TDD - SYNC_DL Code Transmission Reconfiguration] .....	87
8.2.21.2.5	[3.84Mcps TDD - Cell Sync Burst Measurement Reconfiguration] [1.28Mcps TDD - SYNC_DL Code Measurement Reconfiguration] .....	88
8.2.21.3	Unsuccessful Operation .....	89
8.2.21.4	Abnormal Conditions .....	89
8.2.22	Cell Synchronisation Reporting [TDD] .....	89
8.2.22.1	General .....	89
8.2.22.2	Successful Operation.....	89
8.2.22.3	Abnormal Conditions .....	90
8.2.23	Cell Synchronisation Termination [TDD] .....	90
8.2.23.1	General .....	90
8.2.23.2	Successful Operation.....	90
8.2.23.3	Abnormal Conditions .....	91
8.2.24	Cell Synchronisation Failure [TDD].....	91
8.2.24.1	General .....	91
8.2.24.2	Successful Operation.....	91
8.2.24.3	Abnormal Conditions .....	91
8.2.25	Cell Synchronisation Adjustment [TDD] .....	91
8.2.25.1	General .....	91
8.2.25.2	Successful Operation.....	91
8.2.25.3	Unsuccessful Operation .....	92
8.2.25.4	Abnormal Conditions .....	93
8.2.26	Information Exchange Initiation .....	93
8.2.26.1	General .....	93
8.2.26.2	Successful Operation.....	93
8.2.26.3	Unsuccessful Operation .....	94
8.2.26.4	Abnormal Conditions .....	95
8.2.27	Information Reporting .....	95
8.2.27.1	General .....	95
8.2.27.2	Successful Operation.....	95
8.2.27.3	Abnormal Conditions .....	95
8.2.28	Information Exchange Termination .....	95
8.2.28.1	General .....	95
8.2.28.2	Successful Operation.....	96
8.2.28.3	Abnormal Conditions .....	96
8.2.29	Information Exchange Failure .....	96
8.2.29.1	General .....	96
8.2.29.2	Successful Operation.....	96
8.2.30	MBMS Notification Update.....	96
8.2.30.1	General .....	96
8.2.30.2	Successful Operation.....	96
8.2.30.3	Abnormal Conditions .....	97
8.3	NBAP Dedicated Procedures .....	97
8.3.1	Radio Link Addition .....	97
8.3.1.1	General .....	97
8.3.1.2	Successful Operation.....	97
8.3.1.3	Unsuccessful Operation .....	108
8.3.1.4	Abnormal conditions .....	109
8.3.2	Synchronised Radio Link Reconfiguration Preparation.....	110
8.3.2.1	General .....	110
8.3.2.2	Successful Operation.....	110
8.3.2.3	Unsuccessful Operation .....	125

8.3.2.4	Abnormal Conditions .....	126
8.3.3	Synchronised Radio Link Reconfiguration Commit.....	128
8.3.3.1	General .....	128
8.3.3.2	Successful Operation.....	129
8.3.3.3	Abnormal Conditions .....	129
8.3.4	Synchronised Radio Link Reconfiguration Cancellation.....	129
8.3.4.1	General .....	129
8.3.4.2	Successful Operation.....	130
8.3.4.3	Abnormal Conditions .....	130
8.3.5	Unsynchronised Radio Link Reconfiguration.....	130
8.3.5.1	General .....	130
8.3.5.2	Successful Operation.....	130
8.3.5.3	Unsuccessful Operation .....	141
8.3.5.4	Abnormal Conditions .....	142
8.3.6	Radio Link Deletion.....	144
8.3.6.1	General .....	144
8.3.6.2	Successful Operation.....	144
8.3.6.3	Unsuccessful Operation .....	144
8.3.6.4	Abnormal Conditions .....	144
8.3.7	Downlink Power Control [FDD] .....	145
8.3.7.1	General .....	145
8.3.7.2	Successful Operation.....	145
8.3.7.3	Abnormal Conditions .....	146
8.3.8	Dedicated Measurement Initiation .....	146
8.3.8.1	General .....	146
8.3.8.2	Successful Operation.....	146
8.3.8.3	Unsuccessful Operation .....	149
8.3.8.4	Abnormal Conditions .....	150
8.3.9	Dedicated Measurement Reporting.....	150
8.3.9.1	General .....	150
8.3.9.2	Successful Operation.....	151
8.3.9.3	Abnormal Conditions .....	151
8.3.10	Dedicated Measurement Termination .....	151
8.3.10.1	General .....	151
8.3.10.2	Successful Operation.....	151
8.3.10.3	Abnormal Conditions .....	152
8.3.11	Dedicated Measurement Failure .....	152
8.3.11.1	General .....	152
8.3.11.2	Successful Operation.....	152
8.3.11.3	Abnormal Conditions .....	152
8.3.12	Radio Link Failure .....	152
8.3.12.1	General .....	152
8.3.12.2	Successful Operation.....	153
8.3.12.3	Abnormal Conditions .....	154
8.3.13	Radio Link Restoration .....	154
8.3.13.1	General .....	154
8.3.13.2	Successful Operation.....	154
8.3.13.3	Abnormal Condition.....	154
8.3.14	Compressed Mode Command [FDD] .....	155
8.3.14.1	General .....	155
8.3.14.2	Successful Operation.....	155
8.3.14.3	Abnormal Conditions .....	155
8.3.15	Downlink Power Timeslot Control [TDD].....	155
8.3.15.1	General .....	155
8.3.15.2	Successful Operation.....	156
8.3.15.3	Abnormal Conditions .....	156
8.3.16	Radio Link Pre-emption.....	156
8.3.16.1	General .....	156
8.3.16.2	Successful Operation.....	156
8.3.16.3	Abnormal Conditions .....	157
8.3.17	Bearer Re-arrangement .....	157
8.3.17.1	General .....	157

8.3.17.2	Successful Operation.....	157
8.3.17.3	Abnormal Conditions .....	157
8.3.18	Radio Link Activation .....	157
8.3.18.1	General .....	157
8.3.18.2	Successful Operation.....	157
8.3.18.3	Abnormal Conditions .....	158
8.3.19	Radio Link Parameter Update.....	159
8.3.19.1	General .....	159
8.3.19.2	Successful Operation.....	159
8.3.19.3	Abnormal Conditions .....	159
8.4	Error Handling Procedures .....	160
8.4.1	Error Indication.....	160
8.4.1.1	General .....	160
8.4.1.2	Successful Operation.....	160
8.4.1.3	Abnormal Conditions .....	161
9	Elements for NBAP communication .....	161
9.1	Message Functional Definition and Contents.....	161
9.1.1	General.....	161
9.1.2	Message Contents .....	161
9.1.2.1	Presence .....	161
9.1.2.2	Criticality .....	162
9.1.2.3	Range .....	162
9.1.2.4	Assigned Criticality.....	162
9.1.3	COMMON TRANSPORT CHANNEL SETUP REQUEST.....	163
9.1.3.1	FDD Message.....	163
9.1.3.2	TDD Message .....	166
9.1.4	COMMON TRANSPORT CHANNEL SETUP RESPONSE.....	172
9.1.5	COMMON TRANSPORT CHANNEL SETUP FAILURE .....	173
9.1.6	COMMON TRANSPORT CHANNEL RECONFIGURATION REQUEST .....	174
9.1.6.1	FDD Message.....	174
9.1.6.2	TDD Message .....	175
9.1.7	COMMON TRANSPORT CHANNEL RECONFIGURATION RESPONSE .....	177
9.1.8	COMMON TRANSPORT CHANNEL RECONFIGURATION FAILURE .....	177
9.1.9	COMMON TRANSPORT CHANNEL DELETION REQUEST .....	177
9.1.10	COMMON TRANSPORT CHANNEL DELETION RESPONSE .....	178
9.1.11	BLOCK RESOURCE REQUEST .....	178
9.1.12	BLOCK RESOURCE RESPONSE .....	178
9.1.13	BLOCK RESOURCE FAILURE .....	178
9.1.14	UNBLOCK RESOURCE INDICATION.....	179
9.1.15	AUDIT REQUIRED INDICATION .....	179
9.1.16	AUDIT REQUEST .....	179
9.1.17	AUDIT RESPONSE.....	180
9.1.17A	AUDIT FAILURE .....	184
9.1.18	COMMON MEASUREMENT INITIATION REQUEST .....	185
9.1.19	COMMON MEASUREMENT INITIATION RESPONSE .....	186
9.1.20	COMMON MEASUREMENT INITIATION FAILURE .....	187
9.1.21	COMMON MEASUREMENT REPORT .....	187
9.1.22	COMMON MEASUREMENT TERMINATION REQUEST .....	187
9.1.23	COMMON MEASUREMENT FAILURE INDICATION.....	188
9.1.24	CELL SETUP REQUEST .....	188
9.1.24.1	FDD Message.....	188
9.1.24.2	TDD Message .....	191
9.1.25	CELL SETUP RESPONSE .....	192
9.1.26	CELL SETUP FAILURE .....	193
9.1.27	CELL RECONFIGURATION REQUEST.....	194
9.1.27.1	FDD Message.....	194
9.1.27.2	TDD Message .....	195
9.1.28	CELL RECONFIGURATION RESPONSE.....	196
9.1.29	CELL RECONFIGURATION FAILURE.....	196
9.1.30	CELL DELETION REQUEST.....	196
9.1.31	CELL DELETION RESPONSE.....	196



9.1.32	RESOURCE STATUS INDICATION .....	197
9.1.33	SYSTEM INFORMATION UPDATE REQUEST .....	202
9.1.34	SYSTEM INFORMATION UPDATE RESPONSE .....	203
9.1.35	SYSTEM INFORMATION UPDATE FAILURE .....	203
9.1.36	RADIO LINK SETUP REQUEST .....	204
9.1.36.1	FDD message .....	204
9.1.36.2	TDD message .....	207
9.1.37	RADIO LINK SETUP RESPONSE .....	210
9.1.37.1	FDD message .....	210
9.1.37.2	TDD Message .....	211
9.1.38	RADIO LINK SETUP FAILURE .....	212
9.1.38.1	FDD Message.....	212
9.1.38.2	TDD Message .....	213
9.1.39	RADIO LINK ADDITION REQUEST .....	214
9.1.39.1	FDD Message.....	214
9.1.39.2	TDD Message .....	216
9.1.40	RADIO LINK ADDITION RESPONSE.....	218
9.1.40.1	FDD message .....	218
9.1.40.2	TDD Message .....	219
9.1.41	RADIO LINK ADDITION FAILURE.....	221
9.1.41.1	FDD Message.....	221
9.1.41.2	TDD Message .....	222
9.1.42	RADIO LINK RECONFIGURATION PREPARE .....	223
9.1.42.1	FDD Message.....	223
9.1.42.2	TDD Message .....	226
9.1.43	RADIO LINK RECONFIGURATION READY.....	233
9.1.44	RADIO LINK RECONFIGURATION FAILURE.....	234
9.1.45	RADIO LINK RECONFIGURATION COMMIT .....	234
9.1.46	RADIO LINK RECONFIGURATION CANCEL.....	234
9.1.47	RADIO LINK RECONFIGURATION REQUEST.....	235
9.1.47.1	FDD Message.....	235
9.1.47.2	TDD Message .....	237
9.1.48	RADIO LINK RECONFIGURATION RESPONSE.....	239
9.1.49	RADIO LINK DELETION REQUEST.....	239
9.1.50	RADIO LINK DELETION RESPONSE.....	240
9.1.51	DL POWER CONTROL REQUEST [FDD].....	240
9.1.52	DEDICATED MEASUREMENT INITIATION REQUEST.....	241
9.1.53	DEDICATED MEASUREMENT INITIATION RESPONSE.....	243
9.1.54	DEDICATED MEASUREMENT INITIATION FAILURE.....	244
9.1.55	DEDICATED MEASUREMENT REPORT .....	245
9.1.56	DEDICATED MEASUREMENT TERMINATION REQUEST.....	246
9.1.57	DEDICATED MEASUREMENT FAILURE INDICATION .....	246
9.1.58	RADIO LINK FAILURE INDICATION .....	247
9.1.59	RADIO LINK RESTORE INDICATION .....	248
9.1.60	COMPRESSED MODE COMMAND [FDD].....	248
9.1.61	ERROR INDICATION.....	249
9.1.62	PHYSICAL SHARED CHANNEL RECONFIGURATION REQUEST .....	249
9.1.62.1	FDD Message.....	249
9.1.62.2	TDD Message .....	251
9.1.63	PHYSICAL SHARED CHANNEL RECONFIGURATION RESPONSE .....	257
9.1.64	PHYSICAL SHARED CHANNEL RECONFIGURATION FAILURE .....	258
9.1.65	RESET REQUEST .....	258
9.1.66	RESET RESPONSE .....	259
9.1.67	DL POWER TIMESLOT CONTROL REQUEST [TDD].....	260
9.1.68	RADIO LINK PREEMPTION REQUIRED INDICATION.....	260
9.1.69	INFORMATION EXCHANGE INITIATION REQUEST .....	260
9.1.70	INFORMATION EXCHANGE INITIATION RESPONSE.....	261
9.1.71	INFORMATION EXCHANGE INITIATION FAILURE .....	261
9.1.72	INFORMATION REPORT .....	261
9.1.73	INFORMATION EXCHANGE TERMINATION REQUEST .....	261
9.1.74	INFORMATION EXCHANGE FAILURE INDICATION .....	262
9.1.75	CELL SYNCHRONISATION INITIATION REQUEST [TDD] .....	262

9.1.76	CELL SYNCHRONISATION INITIATION RESPONSE [TDD] .....	263
9.1.77	CELL SYNCHRONISATION INITIATION FAILURE [TDD] .....	263
9.1.78	CELL SYNCHRONISATION RECONFIGURATION REQUEST [TDD] .....	264
9.1.79	CELL SYNCHRONISATION RECONFIGURATION RESPONSE [TDD] .....	265
9.1.80	CELL SYNCHRONISATION RECONFIGURATION FAILURE [TDD] .....	266
9.1.81	CELL SYNCHRONISATION REPORT [TDD].....	266
9.1.82	CELL SYNCHRONISATION TERMINATION REQUEST [TDD] .....	267
9.1.83	CELL SYNCHRONISATION FAILURE INDICATION [TDD].....	267
9.1.84	CELL SYNCHRONISATION ADJUSTMENT REQUEST [TDD].....	267
9.1.85	CELL SYNCHRONISATION ADJUSTMENT RESPONSE [TDD].....	268
9.1.86	CELL SYNCHRONISATION ADJUSTMENT FAILURE [TDD].....	268
9.1.87	BEARER REARRANGEMENT INDICATION.....	269
9.1.88	RADIO LINK ACTIVATION COMMAND.....	269
9.1.88.1	FDD Message.....	269
9.1.88.2	TDD Message .....	270
9.1.89	RADIO LINK PARAMETER UPDATE INDICATION .....	270
9.1.89.1	FDD Message.....	270
9.1.89.2	TDD Message .....	270
9.1.90	MBMS NOTIFICATION UPDATE COMMAND .....	271
9.2	Information Element Functional Definition and Contents .....	271
9.2.0	General.....	271
9.2.1	Common parameters .....	271
9.2.1.1	Add/Delete Indicator .....	271
9.2.1.1A	Allocation/Retention Priority .....	272
9.2.1.2	Availability Status .....	272
9.2.1.3	BCCH Modification Time.....	272
9.2.1.4	Binding ID.....	272
9.2.1.4A	BLER .....	273
9.2.1.5	Blocking Priority Indicator .....	273
9.2.1.5A	Burst Mode Parameters .....	273
9.2.1.6	Cause.....	274
9.2.1.7	CFN.....	277
9.2.1.8	CFN Offset.....	277
9.2.1.9	C-ID .....	278
9.2.1.9A	Common Channels Capacity Consumption Law .....	278
9.2.1.9B	Common Measurement Accuracy .....	279
9.2.1.10	Common Measurement Object Type .....	279
9.2.1.11	Common Measurement Type .....	279
9.2.1.12	Common Measurement Value.....	280
9.2.1.12A	Common Measurement Value Information.....	283
9.2.1.13	Common Physical Channel ID .....	284
9.2.1.13A	Common Physical Channel Status Information .....	284
9.2.1.14	Common Transport Channel ID.....	284
9.2.1.14A	Common Transport Channel Information Response.....	284
9.2.1.14B	Common Transport Channel Status Information .....	284
9.2.1.15	Communication Control Port ID .....	284
9.2.1.16	Configuration Generation ID .....	285
9.2.1.17	Criticality Diagnostics.....	285
9.2.1.18	CRNC Communication Context ID .....	287
9.2.1.18A	CTFC.....	287
9.2.1.19	DCH Combination Indicator .....	288
9.2.1.20	DCH ID .....	288
9.2.1.20A	Dedicated Channels Capacity Consumption Law .....	288
9.2.1.20B	DL Or Global Capacity Credit .....	289
9.2.1.20C	DCH Information Response .....	290
9.2.1.21	DL Power .....	290
9.2.1.22	Dedicated Measurement Object Type .....	290
9.2.1.23	Dedicated Measurement Type.....	290
9.2.1.24	Dedicated Measurement Value .....	291
9.2.1.24A	Dedicated Measurement Value Information .....	293
9.2.1.24B	DGPS Corrections.....	293
9.2.1.24C	Delayed Activation.....	294

9.2.1.24D	Delayed Activation Update .....	295
9.2.1.24E	Discard Timer .....	295
9.2.1.25	Diversity Control Field .....	295
9.2.1.26	Diversity Indication.....	295
9.2.1.26A	DL DPCH Timing Adjustment .....	296
9.2.1.27	DSCH ID.....	296
9.2.1.27A	DSCH Information Response.....	296
9.2.1.28	DSCH Transport Format Set.....	296
9.2.1.29	DSCH Transport Format Combination Set .....	296
9.2.1.29A	End Of Audit Sequence Indicator .....	296
9.2.1.29B	FN Reporting Indicator .....	296
9.2.1.30	Frame Handling Priority .....	296
9.2.1.31	Frame Offset .....	297
9.2.1.31A	IB_OC_ID.....	297
9.2.1.31B	GPS Navigation Model & Time Recovery.....	297
9.2.1.31C	GPS Ionospheric Model .....	298
9.2.1.31D	GPS UTC Model.....	299
9.2.1.31E	GPS Real-Time Integrity.....	299
9.2.1.31F	GPS Almanac.....	299
9.2.1.31G	GPS Receiver Geographical Position (GPS RX Pos).....	300
9.2.1.31Ga	HSDPA Capability .....	301
9.2.1.31H	HS-DSCH Information To Modify .....	301
9.2.1.31HA	HS-DSCH Information To Modify Unsynchronised .....	303
9.2.1.31Ha	HS-DSCH Initial Capacity Allocation .....	304
9.2.1.31Hb	HS-DSCH Initial Window Size.....	305
9.2.1.31I	HS-DSCH MAC-d Flow ID.....	305
9.2.1.31IA	HS-DSCH MAC-d Flows Information.....	305
9.2.1.31IB	HS-DSCH MAC-d Flows To Delete.....	306
9.2.1.31Ia	HS-DSCH Physical Layer Category .....	306
9.2.1.31Iaa	HS-DSCH Provided Bit Rate Value.....	307
9.2.1.31Ib	HS-DSCH Provided Bit Rate Value Information.....	307
9.2.1.31Iba	HS-DSCH Required Power Value .....	307
9.2.1.31Ic	HS-DSCH Required Power Value Information .....	307
9.2.1.31J	HS-DSCH RNTI .....	308
9.2.1.31K	HS-SCCH Code Change Indicator .....	308
9.2.1.31L	HS-SCCH Code Change Grant .....	308
9.2.1.32	IB_SG_DATA .....	308
9.2.1.33	IB_SG_POS .....	309
9.2.1.34	IB_SG_REP .....	309
9.2.1.35	IB Type .....	309
9.2.1.36	Indication Type .....	310
9.2.1.36A	Information Exchange Object Type .....	310
9.2.1.36B	Information Report Characteristics .....	310
9.2.1.36C	Information Exchange ID.....	311
9.2.1.36D	Information Type .....	311
9.2.1.36E	Information Threshold .....	312
9.2.1.36F	IPDL Indicator .....	312
9.2.1.37	Limited Power Increase.....	312
9.2.1.37A	Local Cell Group ID.....	312
9.2.1.38	Local Cell ID.....	312
9.2.1.38A	MAC-d PDU Size .....	312
9.2.1.38Aa	MAC-hs Guaranteed Bit Rate .....	313
9.2.1.38Ab	MAC-hs Reordering Buffer Size for RLC-UM.....	313
9.2.1.38B	MAC-hs Window Size .....	313
9.2.1.39	Maximum DL Power Capability .....	313
9.2.1.40	Maximum Transmission Power .....	313
9.2.1.40A	Measurement Availability Indicator.....	314
9.2.1.40B	Measurement Change Time .....	314
9.2.1.41	Measurement Filter Coefficient .....	314
9.2.1.41A	Measurement Hysteresis Time .....	314
9.2.1.42	Measurement ID.....	314
9.2.1.43	Measurement Increase/Decrease Threshold.....	314

9.2.1.43A	Measurement Recovery Behavior .....	316
9.2.1.43B	Measurement Recovery Reporting Indicator.....	316
9.2.1.43C	Measurement Recovery Support Indicator.....	317
9.2.1.44	Measurement Threshold.....	317
9.2.1.45	Message Discriminator.....	320
9.2.1.45A	Message Structure .....	320
9.2.1.46	Message Type .....	321
9.2.1.46a	MICH CFN .....	323
9.2.1.46A	Minimum DL Power Capability.....	323
9.2.1.47	Minimum Spreading Factor .....	323
9.2.1.47a	Modification Period .....	323
9.2.1.47A	N_INSYNC_IND.....	323
9.2.1.47B	N_OUTSYNC_IND.....	324
9.2.1.47C	Neighbouring FDD Cell Measurement Information .....	324
9.2.1.47D	Neighbouring TDD Cell Measurement Information .....	324
9.2.1.47E	Neighbouring TDD Cell Measurement Information LCR .....	324
9.2.1.47F	NI .....	324
9.2.1.48	Node B Communication Context ID.....	325
9.2.1.49	Payload CRC Presence Indicator .....	325
9.2.1.49A	PICH Power .....	325
9.2.1.49B	Power Local Cell Group ID .....	325
9.2.1.49C	Priority Queue ID.....	325
9.2.1.49D	Process Memory Size.....	326
9.2.1.50	Puncture Limit.....	326
9.2.1.50A	QE-Selector .....	326
9.2.1.51	Report Characteristics .....	326
9.2.1.51a	Report Periodicity .....	328
9.2.1.51A	Requested Data Value .....	328
9.2.1.51B	Requested Data Value Information .....	328
9.2.1.52	Resource Operational State .....	329
9.2.1.52A	Retention Priority.....	329
9.2.1.52B	RLC Mode.....	329
9.2.1.53	RL ID .....	329
9.2.1.53a	RNC-Id.....	329
9.2.1.53A	SFN .....	329
9.2.1.53B	Segment Type .....	329
9.2.1.53C	SFN-SFN Measurement Threshold Information .....	330
9.2.1.53D	SFN-SFN Measurement Time Stamp .....	330
9.2.1.53E	SFN-SFN Measurement Value Information.....	330
9.2.1.53F	SFN-SFN Value .....	331
9.2.1.53G	RL Specific DCH Information .....	332
9.2.1.53H	Scheduling Priority Indicator .....	332
9.2.1.53I	SID .....	332
9.2.1.54	SIB Deletion Indicator .....	332
9.2.1.55	SIB Originator.....	332
9.2.1.55A	Signalling Bearer Request Indicator .....	333
9.2.1.56	Shutdown Timer.....	333
9.2.1.56a	T1 .....	333
9.2.1.56A	T_RLFAILURE .....	333
9.2.1.56B	Start Of Audit Sequence Indicator .....	333
9.2.1.56C	TFCI2 Bearer Request Indicator .....	333
9.2.1.57	TFCI Presence.....	334
9.2.1.58	TFCs (Transport Format Combination Set).....	334
9.2.1.58A	TNL QoS.....	335
9.2.1.59	Transport Format Set.....	335
9.2.1.60	ToAWE.....	336
9.2.1.61	ToAWS .....	337
9.2.1.62	Transaction ID.....	337
9.2.1.62A	Transport Bearer Request Indicator .....	337
9.2.1.63	Transport Layer Address.....	337
9.2.1.64	TSTD Indicator .....	338
9.2.1.64A	T <sub>UTRAN-GPS</sub> Measurement Value Information.....	338

9.2.1.64B	T <sub>UTRAN-GPS</sub> Measurement Threshold Information .....	338
9.2.1.64C	T <sub>UTRAN-GPS</sub> Accuracy Class .....	339
9.2.1.65	UARFCN .....	339
9.2.1.65A	UL Capacity Credit .....	339
9.2.1.65B	UTRAN Cell Identifier (UC-Id).....	339
9.2.1.66	UL FP Mode.....	339
9.2.1.67	UL interference level.....	340
9.2.1.67A	UL SIR .....	340
9.2.1.68	Unidirectional DCH Indicator.....	340
9.2.2	FDD specific parameters .....	340
9.2.2.a	ACK-NACK Repetition Factor .....	340
9.2.2.b	ACK Power Offset .....	340
9.2.2.A	Active Pattern Sequence Information.....	340
9.2.2.B	Adjustment Period.....	341
9.2.2.C	Adjustment Ratio .....	341
9.2.2.D	AICH Power.....	341
9.2.2.1	AICH Transmission Timing.....	342
9.2.2.1A	AP Preamble Signature .....	342
9.2.2.1B	AP Sub Channel Number .....	342
9.2.2.1Ba	Best Cell Portions.....	342
9.2.2.1Bb	Bundling Mode Indicator .....	342
9.2.2.1C	CD Sub Channel Numbers .....	342
9.2.2.1Ca	Cell Portion ID .....	342
9.2.2.1D	Channel Assignment Indication .....	343
9.2.2.2	Chip Offset.....	343
9.2.2.2A	Closed Loop Timing Adjustment Mode.....	343
9.2.2.3	Common Channels Capacity Consumption Law .....	343
9.2.2.3A	Compressed Mode Deactivation Flag .....	343
9.2.2.4	Compressed Mode Method .....	343
9.2.2.4A	CPCH Allowed Total Rate.....	343
9.2.2.4B	CPCH Scrambling Code Number .....	344
9.2.2.4C	CPCH UL DPCCCH Slot Format.....	344
9.2.2.4Ca	CQI Power Offset.....	344
9.2.2.4Cb	CQI Repetition Factor .....	344
9.2.2.4D	DCH FDD Information .....	344
9.2.2.4E	DCHs FDD To Modify .....	345
9.2.2.4F	DCH Indicator For E-DCH-HSDPA Operation .....	345
9.2.2.5	D-Field Length.....	345
9.2.2.6	Dedicated Channels Capacity Consumption Law .....	345
9.2.2.7	Diversity Control Field .....	346
9.2.2.8	Diversity Indication.....	346
9.2.2.9	Diversity Mode .....	346
9.2.2.10	DL DPCH Slot Format.....	346
9.2.2.10A	DL DPCH Timing Adjustment .....	346
9.2.2.11	DL frame type .....	346
9.2.2.12	DL or Global Capacity Credit .....	346
9.2.2.12A	DL_power_averaging_window_size.....	347
9.2.2.12B	DL Power Balancing Information .....	347
9.2.2.12C	DL Power Balancing Activation Indicator .....	347
9.2.2.12D	DL Power Balancing Updated Indicator .....	348
9.2.2.13	DL Scrambling Code.....	348
9.2.2.13A	DL TPC Pattern 01 Count .....	348
9.2.2.13B	DSCH FDD Information .....	348
9.2.2.13C	DPC Mode.....	348
9.2.2.13D	DSCH FDD Common Information .....	348
9.2.2.13Da	E-DCH FDD Information .....	349
9.2.2.13DA	E-DCH FDD Update Information .....	349
9.2.2.13Db	E-DCH FDD Information Response .....	349
9.2.2.13Dc	E-DCH FDD DL Control Channel Information .....	350
9.2.2.13De	E-DCH RL Indication .....	351
9.2.2.13Df	E-DCH FDD Information to Modify .....	351
9.2.2.13Dh	E-DCH Transport Format Combination Set Information (E-TFCS Information).....	352

9.2.2.13Di	E-TTI.....	353
9.2.2.13Dj	E-DPCCH Power Offset .....	353
9.2.2.13Dk	E-DCH HARQ Power Offset FDD .....	353
9.2.2.13Dl	E-DCH MAC-d Flow Multiplexing List.....	353
9.2.2.13Dm	Maximum Number of Bits per MAC-e PDU for Non-scheduled Transmission .....	354
9.2.2.13Dn	HARQ Process Allocation For 2ms TTI.....	354
9.2.2.13Dp	Reference E-TFCI Power Offset .....	354
9.2.2.13E	Enhanced DSCH PC .....	354
9.2.2.13F	Enhanced DSCH PC Counter.....	354
9.2.2.13G	Enhanced DSCH PC Indicator .....	355
9.2.2.13H	Enhanced DSCH PC Wnd.....	355
9.2.2.13I	Enhanced DSCH Power Offset .....	355
9.2.2.13Ia	E- RGCH/E-HICH Code Information.....	355
9.2.2.13Ib	E- AGCH Code Information .....	355
9.2.2.13Ic	E-RGCH Release Indicator .....	356
9.2.2.13Id	E-AGCH Power Offset .....	356
9.2.2.13Ie	E-RGCH Power Offset.....	356
9.2.2.13If	E-HICH Power Offset.....	356
9.2.2.13Ig	E-RGCH 2-Index-Step Threshold .....	356
9.2.2.13Ih	E-RGCH 3-Index-Step Threshold .....	356
9.2.2.13J	E-DCH Capability.....	357
9.2.2.13Ja	E-DCH Capacity Consumption Law .....	357
9.2.2.13K	E-DCH Logical Channel Information .....	358
9.2.2.13L	E-DCH Logical Channel To Modify.....	358
9.2.2.13M	E-DCH MAC-d Flows Information .....	359
9.2.2.13N	E-DCH MAC-d Flows To Delete.....	360
9.2.2.13O	E-DCH MAC-d Flow ID.....	360
9.2.2.13P	E-RNTI .....	361
9.2.2.13Q	E-DCH DDI Value.....	361
9.2.2.13R	E-DCH Provided Bit Rate Value .....	361
9.2.2.13S	E-DCH Provided Bit Rate Value Information .....	361
9.2.2.13T	E-DCH Maximum Bitrate .....	362
9.2.2.13U	E-DCH Processing Overload Level .....	362
9.2.2.13V	E-DCH TTI Capability.....	362
9.2.2.13W	E-DCH SF Capability .....	362
9.2.2.13X	E-DCH HARQ Combining Capability.....	362
9.2.2.13Y	E-DCH Reference Power Offset .....	363
9.2.2.14	FDD DL Channelisation Code Number .....	363
9.2.2.14A	FDD DL Code Information .....	363
9.2.2.14B	FDD S-CCPCH Frame Offset .....	363
9.2.2.15	FDD SCCPCH Offset .....	364
9.2.2.16	FDD TPC DL Step Size .....	364
9.2.2.16a	F-DPCH Capability.....	364
9.2.2.16A	First RLS Indicator.....	364
9.2.2.17	Gap Period.....	364
9.2.2.18	Gap Position Mode.....	364
9.2.2.18a	HARQ Preamble Mode .....	364
9.2.2.18b	HARQ Preamble Mode Activation Indicator .....	365
9.2.2.18ba	HARQ Info for E-DCH.....	365
9.2.2.18c	Logical channel ID.....	365
9.2.2.18A	Limited Power Increase.....	365
9.2.2.18B	Inner Loop DL PC Status .....	365
9.2.2.18C	IPDL FDD Parameters .....	366
9.2.2.18Ca	HS-DSCH configured indicator .....	366
9.2.2.18D	HS-DSCH FDD Information.....	366
9.2.2.18E	HS-DSCH FDD Information Response .....	367
9.2.2.18Ea	HS-DSCH FDD Update Information .....	368
9.2.2.18Eb	HS-DSCH Serving Cell Change Information .....	368
9.2.2.18Ec	HS-DSCH Serving Cell Change Information Response .....	368
9.2.2.18Ed	E-DCH Serving Cell Change Information Response .....	368
9.2.2.18F	HS-PDSCH FDD Code Information .....	369
9.2.2.18G	HS-SCCH FDD Code Information .....	369

9.2.2.18H	HS-SCCH ID.....	370
9.2.2.18I	HS-SCCH Power Offset.....	370
9.2.2.18K	Initial DL DPCH Timing Adjustment Allowed .....	370
9.2.2.19	Max Adjustment Period .....	370
9.2.2.20	Max Adjustment Step.....	370
9.2.2.20A	Max Number Of PCPCHs.....	370
9.2.2.20B	Max Number Of UL E-DPDCHs .....	370
9.2.2.20C	Maximum Set of E-DPDCHs.....	371
9.2.2.20D	Maximum Number Of Retransmissions For E-DCH .....	371
9.2.2.20E	MAC-es Guaranteed Bit Rate .....	371
9.2.2.20F	MAC-e Reset Indicator .....	371
9.2.2.21	Maximum Number Of UL DPDCHs.....	371
9.2.2.21a	Maximum Target Received Total Wide Band Power .....	371
9.2.2.21b	Target Non-serving E-DCH to Total E-DCH Power Ratio .....	372
9.2.2.21A	Maximum PDSCH Power .....	372
9.2.2.21B	CQI Feedback Cycle k .....	372
9.2.2.21C	Measurement Power Offset.....	372
9.2.2.21D	MICH Mode.....	372
9.2.2.22	Minimum UL Channelisation Code Length.....	372
9.2.2.22a	Min UL Channelisation Code Length For E-DCH FDD.....	373
9.2.2.23	Multiplexing Position.....	373
9.2.2.23a	NACK Power Offset .....	373
9.2.2.23A	N_EOT .....	373
9.2.2.23B	NF_max.....	373
9.2.2.23C	N_Start_Message .....	373
9.2.2.23D	Number Of Reported Cell Portions .....	373
9.2.2.24	Pattern Duration (PD) .....	374
9.2.2.24A	PCP Length .....	374
9.2.2.25	PDSCH Code Mapping .....	374
9.2.2.26	PICH Mode .....	374
9.2.2.27	Power Adjustment Type.....	374
9.2.2.28	Power Control Mode.....	374
9.2.2.29	Power Offset .....	374
9.2.2.29A	Power_Raise_Limit.....	375
9.2.2.30	Power Resume Mode .....	375
9.2.2.31	Preamble Signature .....	375
9.2.2.32	Preamble Threshold .....	375
9.2.2.33	Primary CPICH Power.....	375
9.2.2.33A	Primary CPICH Usage For Channel Estimation .....	376
9.2.2.34	Primary Scrambling Code .....	376
9.2.2.35	Propagation Delay.....	376
9.2.2.36	QE-Selector .....	376
9.2.2.36A	Qth Parameter .....	376
9.2.2.37	RACH Slot Format.....	376
9.2.2.38	RACH Sub Channel Numbers.....	377
9.2.2.39	RL Set ID .....	377
9.2.2.39a	RL Specific E-DCH Information .....	377
9.2.2.39A	Received Total Wide Band Power .....	377
9.2.2.39B	Reference Received Total Wide Band Power .....	378
9.2.2.40	S-Field Length.....	378
9.2.2.40A	Scheduling Information.....	378
9.2.2.41	Scrambling Code Change.....	378
9.2.2.42	Scrambling Code Number.....	378
9.2.2.43	Secondary CCPCH Slot Format.....	378
9.2.2.43A	Secondary CPICH Information Change.....	378
9.2.2.44	SSDT Cell Identity.....	379
9.2.2.44A	SSDT Cell Identity For EDSCHPC .....	379
9.2.2.45	SSDT Cell ID Length.....	379
9.2.2.46	SSDT Support Indicator.....	379
9.2.2.47	SSDT Indication.....	379
9.2.2.48	STTD Indicator .....	379
9.2.2.48A	Synchronisation Indicator .....	379

9.2.2.48B	Serving E-DCH RL .....	380
9.2.2.49	T Cell .....	380
9.2.2.49A	TFCI2 Bearer Information Response .....	380
9.2.2.50	TFCI Signalling Mode .....	380
9.2.2.51	TGD .....	380
9.2.2.52	TGL.....	381
9.2.2.53	Transmit Diversity Indicator .....	381
9.2.2.53A	Transmission Gap Pattern Sequence Information .....	381
9.2.2.53B	Transmission Gap Pattern Sequence Code Information .....	383
9.2.2.54	UL/DL compressed mode selection .....	383
9.2.2.55	UL delta SIR .....	384
9.2.2.56	UL delta SIR after .....	384
9.2.2.57	UL DPCCCH Slot Format .....	384
9.2.2.58	UL SIR .....	384
9.2.2.59	UL Scrambling Code.....	384
9.2.2.60	UL Capacity Credit .....	384
9.2.2.61	UL DPDCH Indicator For E-DCH Operation .....	384
9.2.3	TDD specific Parameters .....	385
9.2.3.1	Block STTD Indicator.....	385
9.2.3.2	Burst Type.....	385
9.2.3.3	CCTrCH ID.....	385
9.2.3.4	Cell Parameter ID.....	385
9.2.3.4A	Constant Value .....	385
9.2.3.4B	DL Timeslot ISCP.....	385
9.2.3.4C	DCH TDD Information .....	385
9.2.3.4D	DCHs TDD To Modify .....	386
9.2.3.4E	DL Timeslot Information .....	387
9.2.3.4F	DL Time Slot ISCP Info .....	387
9.2.3.4G	Cell Sync Burst Code .....	388
9.2.3.4H	Cell Sync Burst Code Shift .....	388
9.2.3.4I	CSB Measurement ID .....	388
9.2.3.4J	Cell Sync Burst Repetition Period .....	388
9.2.3.4K	Cell Sync Burst SIR .....	388
9.2.3.4L	Cell Sync Burst Timing.....	389
9.2.3.4La	Cell Sync Burst Timing LCR.....	389
9.2.3.4M	Cell Sync Burst Timing Threshold.....	389
9.2.3.4N	CSB Transmission ID .....	389
9.2.3.4O	DL Timeslot Information LCR .....	389
9.2.3.4P	DL Time Slot ISCP Info LCR.....	390
9.2.3.5	DPCH ID.....	390
9.2.3.5a	DSCH ID.....	390
9.2.3.5b	DSCH Information Response.....	391
9.2.3.5A	DSCH TDD Information.....	391
9.2.3.5B	DwPCH Power.....	391
9.2.3.5C	Frame Adjustment Value .....	392
9.2.3.5D	IPDL TDD Parameter .....	392
9.2.3.5E	Max FPACH Power .....	392
9.2.3.5F	HS-DSCH TDD Information .....	392
9.2.3.5G	HS-DSCH TDD Information Response .....	393
9.2.3.5GA	HS-DSCH TDD Update Information.....	395
9.2.3.5Ga	HS-SCCH ID.....	395
9.2.3.5Gb	HS-SICH ID.....	395
9.2.3.5Gc	1.28 Mcps TDD Uplink Physical Channel Capability .....	395
9.2.3.5H	IPDL TDD Parameters LCR .....	396
9.2.3.6	Max PRACH Midamble Shift.....	396
9.2.3.7	Midamble Shift And Burst Type.....	396
9.2.3.7A	Midamble Shift LCR.....	397
9.2.3.7Aa	Notification Indicator Length.....	398
9.2.3.7B	Number Of Cycles Per SFN Period.....	398
9.2.3.7C	Number Of Repetitions Per Cycle Period .....	398
9.2.3.7D	Number Of Subcycles Per Cycle Period .....	398
9.2.3.8	Paging Indicator Length.....	398



9.2.3.9	PCCPCH Power .....	398
9.2.3.10	PDSCH ID.....	399
9.2.3.11	PDSCH Set ID .....	399
9.2.3.11A	Primary CCPCH RSCP .....	399
9.2.3.11B	Primary CCPCH RSCP Delta .....	399
9.2.3.12	PUSCH ID.....	399
9.2.3.13	PUSCH Set ID .....	399
9.2.3.14	PRACH Midamble.....	400
9.2.3.14A	Reference Clock Availability .....	400
9.2.3.14B	Reference SFN Offset .....	400
9.2.3.15	Repetition Length.....	400
9.2.3.16	Repetition Period.....	400
9.2.3.17	SCH Time Slot .....	401
9.2.3.18	Sync Case.....	401
9.2.3.18A	Special Burst Scheduling .....	401
9.2.3.18B	SYNC_DL Code ID .....	401
9.2.3.18C	Sync Frame Number .....	401
9.2.3.18D	Synchronisation Report Characteristics .....	402
9.2.3.18E	Synchronisation Report Type.....	403
9.2.3.18F	TDD ACK NACK Power Offset.....	403
9.2.3.19	TDD Channelisation Code .....	403
9.2.3.19a	TDD Channelisation Code LCR .....	403
9.2.3.19A	TDD DPCH Offset.....	404
9.2.3.19B	TDD DL Code Information.....	404
9.2.3.19C	TDD DL Code Information LCR .....	404
9.2.3.19D	TDD DL DPCH Time Slot Format LCR.....	405
9.2.3.20	TDD Physical Channel Offset.....	405
9.2.3.21	TDD TPC DL Step Size.....	405
9.2.3.21a	TDD TPC UL Step Size.....	405
9.2.3.21A	TDD UL Code Information.....	405
9.2.3.21B	TDD UL Code Information LCR .....	406
9.2.3.21C	TDD UL DPCH Time Slot Format LCR.....	406
9.2.3.22	TFCI Coding .....	406
9.2.3.22a	Timing Adjustment Value.....	406
9.2.3.22b	Timing Adjustment Value LCR .....	407
9.2.3.22A	Timing Advance Applied.....	407
9.2.3.23	Time Slot.....	407
9.2.3.24	Time Slot Direction.....	407
9.2.3.24A	Time Slot LCR.....	407
9.2.3.25	Time Slot Status .....	407
9.2.3.26	Transmission Diversity Applied.....	408
9.2.3.26A	UL Timeslot ISCP.....	408
9.2.3.26B	UL PhysCH SF Variation.....	408
9.2.3.26C	UL Timeslot Information .....	408
9.2.3.26D	UL Time Slot ISCP Info .....	409
9.2.3.26E	UL Timeslot Information LCR .....	409
9.2.3.26F	UL Time Slot ISCP Info LCR.....	409
9.2.3.26G	Uplink Synchronisation Frequency .....	409
9.2.3.26H	Uplink Synchronisation Step Size.....	410
9.2.3.27	USCH ID.....	410
9.2.3.28	USCH Information .....	410
9.2.3.29	USCH Information Response.....	410
9.2.3.30	SCTD Indicator .....	411
9.3	Message and Information Element Abstract Syntax (with ASN.1).....	412
9.3.0	General.....	412
9.3.1	Usage of Private Message mechanism for non-standard use .....	412
9.3.2	Elementary Procedure Definitions .....	412
9.3.3	PDU Definitions .....	430
9.3.4	Information Elements Definitions.....	618
9.3.5	Common Definitions.....	707
9.3.6	Constant Definitions .....	708
9.3.7	Container Definitions.....	723

9.4	Message Transfer Syntax .....	728
9.5	Timers .....	728
10	Handling of Unknown, Unforeseen and Erroneous Protocol Data .....	728
10.1	General .....	728
10.2	Transfer Syntax Error .....	728
10.3	Abstract Syntax Error .....	729
10.3.1	General .....	729
10.3.2	Criticality Information .....	729
10.3.3	Presence Information .....	730
10.3.4	Not comprehended IE/IE group .....	730
10.3.4.1	Procedure ID .....	730
10.3.4.1A	Type of Message .....	730
10.3.4.2	IEs Other Than the Procedure ID and Type of Message .....	730
10.3.5	Missing IE or IE Group .....	732
10.3.6	IEs or IE Groups Received in Wrong Order or With Too Many Occurrences or Erroneously Present ....	733
10.4	Logical Error .....	733
10.5	Exceptions .....	734
<b>Annex A (normative): Allocation and Pre-emption of Radio Links in the Node B.....</b>		<b>735</b>
A.1	Deriving Allocation Information for a Radio Link .....	735
A.1.1	Establishment of a New Radio Link .....	735
A.1.2	Modification of an Existing Radio Link .....	735
A.2	Deriving Retention Information for a Radio Link .....	736
A.3	The Allocation/Retention Process .....	737
A.4	The Pre-emption Process .....	737
<b>Annex B (informative): Measurement Reporting.....</b>		<b>738</b>
<b>Annex C (informative): Guidelines for Usage of the Criticality Diagnostics IE .....</b>		<b>742</b>
C.1	EXAMPLE MESSAGE Layout .....	742
C.2	Example on a Received EXAMPLE MESSAGE .....	743
C.3	Content of Criticality Diagnostics .....	744
C.3.1	Example 1 .....	744
C.3.2	Example 2 .....	745
C.3.3	Example 3 .....	746
C.3.4	Example 4 .....	747
C.3.5	Example 5 .....	748
C.4	ASN.1 of EXAMPLE MESSAGE .....	749
<b>Annex D (normative): IB_SG_DATA Encoding .....</b>		<b>751</b>
D.1	Overall Description .....	751
D.2	IB_SG_DATA Encoding Variant 1 .....	751
D.3	IB_SG_DATA Encoding Variant 2 .....	751
<b>Annex E (informative): Change history .....</b>		<b>753</b>
History .....		762

---

# Foreword

This Technical Specification has been produced by the 3GPP.

The contents of the present document are subject to continuing work within the TSG and may change following formal TSG approval. Should the TSG modify the contents of this TS, it will be re-released by the TSG with an identifying change of release date and an increase in version number as follows:

Version x.y.z

where:

- x the first digit:
  - 1 presented to TSG for information;
  - 2 presented to TSG for approval;
  - 3 Indicates TSG approved document under change control.
- y the second digit is incremented for all changes of substance, i.e. technical enhancements, corrections, updates, etc.
- z the third digit is incremented when editorial only changes have been incorporated in the document.

---

# 1 Scope

The present document specifies the radio network layer signalling protocol called Node B Application Part (NBAP) specification to be used for Control Plane over Iub Interface.

---

# 2 References

The following documents contain provisions which, through reference in this text, constitute provisions of the present document.

- References are either specific (identified by date of publication, edition number, version number, etc.) or non-specific.
- For a specific reference, subsequent revisions do not apply.
- For a non-specific reference, the latest version applies. In the case of a reference to a 3GPP document (including a GSM document), a non-specific reference implicitly refers to the latest version of that document *in the same Release as the present document*.

- [1] 3GPP TS 25.401: "UTRAN Overall Description".
- [2] 3GPP TS 25.426: "UTRAN Iur and Iub Interface Data Transport & Transport Signalling for DCH Data Streams".
- [3] CCITT Recommendation X.731 (01/92): "Information Technology – Open Systems Interconnection – Systems Management: State Management function".
- [4] 3GPP TS 25.215: "Physical layer – Measurements (FDD)".
- [5] 3GPP TS 25.225: "Physical layer – Measurements (TDD)".
- [6] 3GPP TS 25.430: "UTRAN Iub General Aspect and Principle".
- [7] 3GPP TS 25.211: "Physical channels and mapping of transport channels onto physical channels (FDD)".
- [8] 3GPP TS 25.212: "Multiplexing and channel coding (FDD)".
- [9] 3GPP TS 25.213: "Spreading and modulation (FDD)".
- [10] 3GPP TS 25.214: "Physical layer procedures (FDD)".
- [11] ITU-T Recommendation X.691, (07/2002) "Information technology - ASN.1 encoding rules - Specification of Packed Encoding Rules (PER)".
- [12] ITU-T Recommendation X.680, (07/2002) "Information Technology - Abstract Syntax Notation One (ASN.1): Specification of basic notation".
- [13] ITU-T Recommendation X.681, (07/2002) "Information Technology - Abstract Syntax Notation One (ASN.1): Information object specification".
- [14] 3GPP TS 25.104: "UTRA (BS) FDD; Radio Transmission and Reception".
- [15] 3GPP TS 25.105: "UTRA (BS) TDD; Radio Transmission and Reception".
- [16] 3GPP TS 25.427: "UTRAN Iur/Iub Interface User Plane Protocol for DCH Data Stream".
- [17] 3GPP TS 25.402: "Synchronisation in UTRAN Stage2".
- [18] 3GPP TS 25.331: "RRC Protocol Specification".

- [19] 3GPP TS25.221: "Physical channels and mapping of transport channels onto physical channels[TDD]".
- [20] 3GPP TS 25.223: "Spreading and modulation (TDD)".
- [21] 3GPP TS 25.224: "Physical Layer Procedures (TDD)".
- [22] 3GPP TS 25.133: "Requirements for support of Radio Resource management (FDD)".
- [23] 3GPP TS 25.123: "Requirements for support of Radio Resource management (TDD)".
- [24] 3GPP TS 25.435: "UTRAN Iub Interface: User Plane Protocols for Common Transport Channel Data Streams".
- [25] 3GPP TS 25.302: "Services Provided by the Physical Layer".
- [26] 3GPP TR 25.921: "Guidelines and Principles for Protocol Description and Error Handling".
- [27] ICD-GPS-200: "Navstar GPS Space Segment/Navigation User Interface".
- [28] RTCM-SC104: "RTCM Recommended Standards for Differential GNSS Service (v.2.2)".
- [29] IETF RFC 2460 "Internet Protocol, Version 6 (IPv6) Specification".
- [30] IETF RFC 768 "User Datagram Protocol", (8/1980)
- [31] 3GPP TS 25.434: "UTRAN Iub Interface Data Transport & Transport Signalling for Common Transport Channel Data Streams ".
- [32] 3GPP TS 25.321: "MAC protocol specification".
- [33] 3GPP TS 25.306: "UE Radio Access capabilities".
- [34] 3GPP TS 25.222: "Multiplexing and Channel Coding (TDD)".
- [35] IETF RFC 2474 "Definition of the Differentiated Services Field (DS Field) in the IPv4 and IPv6 Headers".
- [36] IETF RFC 2475 "An Architecture for Differentiated Services".
- [37] 3GPP TS 25.304: "User Equipment (UE) procedures in idle mode and procedures for cell reselection in connected mode".
- [38] 3GPP TS 25.309: "FDD Enhanced Uplink; Overall description; Stage 2".

---

## 3 Definitions, Symbols and Abbreviations

### 3.1 Definitions

For the purposes of the present document, the following terms and definitions apply.

**CRNC Communication Context:** The CRNC Communication Context contains the necessary information for the CRNC for communication with a specific UE. The CRNC Communication Context is identified by the CRNC Communication Context ID.

**Elementary Procedure:** The NBAP protocol consists of Elementary Procedures (EPs). An Elementary Procedure is a unit of interaction between the CRNC and the Node B.

An EP consists of an initiating message and possibly a response message.

Two kinds of EPs are used:

- **Class 1:** Elementary Procedures with response (success or failure).

- **Class 2:** Elementary Procedures without response.

For **Class 1** EPs, the types of responses can be as follows:

Successful

- A signalling message explicitly indicates that the elementary procedure has been successfully completed with the receipt of the response.

Unsuccessful

- A signalling message explicitly indicates that the EP failed.

**Class 2** EPs are considered always successful.

**Node B Communication Context:** The Node B Communication Context contains the necessary information for the Node B for communication with a specific UE. The Node B Communication Context is created by the Radio Link Setup procedure and deleted by the Radio Link Deletion procedure when deleting the last Radio Link within the Node B Communication Context. The Node B Communication Context is identified by the Node B Communication Context ID.

**Prepared Reconfiguration:** A Prepared Reconfiguration exists when the Synchronised Radio Link Reconfiguration Preparation procedure has been completed successfully. The Prepared Reconfiguration does not exist anymore only after either of the procedures Synchronised Radio Link Reconfiguration Commit or Synchronised Radio Link Reconfiguration Cancellation has been completed. In particular, the Prepared Reconfiguration still exists if the object (e.g. Radio Link) concerned by the Synchronised Radio Link Reconfiguration (e.g. in the case of an HS-DSCH Setup) is removed, but the Node B Communication Context still exists.

## 3.2 Symbols

Void.

## 3.3 Abbreviations

For the purposes of the present document, the following abbreviations apply:

A-GPS	Assisted GPS
AICH	Acquisition Indicator Channel
ALCAP	Access Link Control Application Part
ASN.1	Abstract Syntax Notation One
BCCH	Broadcast Control Channel
CCPCH	Common Control Physical Channel
CFN	Connection Frame Number
CM	Compressed Mode
CPICH	Common Pilot Channel
CRNC	Controlling Radio Network Controller
DCH	Dedicated Channel
DGPS	Differential GPS
DL	Downlink
DPCCH	Dedicated Physical Control Channel
DPCH	Dedicated Physical Channel
DPDCH	Dedicated Physical Data Channel
DSCH	Downlink Shared Channel
E-DCH	Enhanced UL DCH
FACH	Forward Access Channel
FDD	Frequency Division Duplex
F-DPCH	Fractional DPCH
FP	Frame Protocol
GPS	Global Positioning System
HSDPA	High Speed Downlink Packet Access
HS-DSCH	High Speed Downlink Shared Channel
HS-PDSCH	High Speed Physical Downlink Shared Channel

HS-SCCH	High Speed Shared Control Channel
HS-SICH	High Speed Shared Information Channel
IP	Internet Protocol
IPDL	Idle Periods in the DownLink
ISCP	Interference Signal Code Power
L1	Layer 1
L2	Layer 2
MIB	Master Information Block
MICH	MBMS Notification Indicator Channel
NBAP	Node B Application Part
NI	MBMS Notification Indicator
O&M	Operation and Maintenance
PCCPCH	Primary Common Control Physical Channel
PCH	Paging Channel
PDSCH	Physical Downlink Shared Channel
PICH	Paging Indication Channel
PUSCH	Physical Uplink Shared Channel
RACH	Random Access Channel
RL	Radio Link
RLS	Radio Link Set
RNC	Radio Network Controller
RRC	Radio Resource Control
SB	Scheduling Block
SCCPCH	Secondary Common Control Physical Channel
SCH	Synchronisation Channel
SCTD	Space Code Transmit Diversity
SIB	System Information Block
SRNC	Serving Radio Network Controller
STTD	Space Time Transmit Diversity
TDD	Time Division Duplex
TFC	Transport Format Combination
TFCI	Transport Format Combination Indicator
TFCS	Transport Format Combination Set
TFS	Transport Format Set
TPC	Transmit Power Control
TSTD	Time Switched Transmit Diversity
UARFCN	UTRA Absolute Radio Frequency Channel Number
UDP	User Datagram Protocol
UE	User Equipment
UL	Uplink
UMTS	Universal Mobile Telecommunications System
USCH	Uplink Shared Channel
UTRA	Universal Terrestrial Radio Access
UTRAN	Universal Terrestrial Radio Access Network

---

## 4 General

### 4.1 Procedure Specification Principles

The principle for specifying the procedure logic is to specify the functional behaviour of the Node B exactly and completely. The CRNC functional behaviour is left unspecified. The Reset procedure is an exception from this principle.

The following specification principles have been applied for the procedure text in subclause 8:

- The procedure text discriminates between:
  - 1) Functionality which "shall" be executed

The procedure text indicates that the receiving node "shall" perform a certain function Y under a certain condition. If the receiving node supports procedure X but cannot perform functionality Y requested in the REQUEST message of a Class 1 EP, the receiving node shall respond with the message used to report unsuccessful outcome for this procedure, containing an appropriate cause value.

2) Functionality which "shall, if supported" be executed

The procedure text indicates that the receiving node "shall, if supported," perform a certain function Y under a certain condition. If the receiving node supports procedure X, but does not support functionality Y, the receiving node shall proceed with the execution of the EP, possibly informing the requesting node about the not supported functionality.

- Any required inclusion of an optional IE in a response message is explicitly indicated in the procedure text. If the procedure text does not explicitly indicate that an optional IE shall be included in a response message, the optional IE shall not be included. For requirements on including *Criticality Diagnostics* IE, see section 10. For examples on how to use the *Criticality Diagnostics* IE, see Annex C.

## 4.2 Forwards and Backwards Compatibility

The forwards and backwards compatibility of the protocol is assured by a mechanism in which all current and future messages, and IEs or groups of related IEs, include Id and criticality fields that are coded in a standard format that will not be changed in the future. These parts can always be decoded regardless of the standard version.

## 4.3 Specification Notations

For the purposes of the present document, the following notations apply:

- [FDD] This tagging of a word indicates that the word preceding the tag "[FDD]" applies only to FDD. This tagging of a heading indicates that the heading preceding the tag "[FDD]" and the section following the heading applies only to FDD.
- [TDD] This tagging of a word indicates that the word preceding the tag "[TDD]" applies only to TDD, including 3.84Mcps TDD and 1.28Mcps TDD. This tagging of a heading indicates that the heading preceding the tag "[TDD]" and the section following the heading applies only to TDD, including 3.84Mcps TDD and 1.28Mcps TDD.
- [3.84Mcps TDD] This tagging of a word indicates that the word preceding the tag "[3.84Mcps TDD]" applies only to 3.84Mcps TDD. This tagging of a heading indicates that the heading preceding the tag "[3.84Mcps TDD]" and the section following the heading applies only to 3.84Mcps TDD.
- [1.28Mcps TDD] This tagging of a word indicates that the word preceding the tag "[1.28Mcps TDD]" applies only to 1.28Mcps TDD. This tagging of a heading indicates that the heading preceding the tag "[1.28Mcps TDD]" and the section following the heading applies only to 1.28Mcps TDD.
- [FDD - ...] This tagging indicates that the enclosed text following the "[FDD - " applies only to FDD. Multiple sequential paragraphs applying only to FDD are enclosed separately to enable insertion of TDD specific (or common) paragraphs between the FDD specific paragraphs.
- [TDD - ...] This tagging indicates that the enclosed text following the "[TDD - " applies only to TDD, including 3.84Mcps TDD and 1.28Mcps TDD. Multiple sequential paragraphs applying only to TDD are enclosed separately to enable insertion of FDD specific (or common) paragraphs between the TDD specific paragraphs.
- [3.84Mcps TDD - ...] This tagging indicates that the enclosed text following the "[3.84Mcps TDD - " applies only to 3.84Mcps TDD. Multiple sequential paragraphs applying only to 3.84Mcps TDD are enclosed separately to enable insertion of FDD and TDD specific (or common) paragraphs between the 3.84Mcps TDD specific paragraphs.



[1.28Mcps TDD - ...] This tagging indicates that the enclosed text following the "[1.28Mcps TDD - " applies only to 1.28Mcps TDD. Multiple sequential paragraphs applying only to 1.28Mcps TDD are enclosed separately to enable insertion of FDD and TDD specific (or common) paragraphs between the 1.28Mcps TDD specific paragraphs.

**Procedure** When referring to an elementary procedure in the specification the Procedure Name is written with the first letters in each word in upper case characters followed by the word "procedure", e.g. Radio Link Setup procedure.

**Message** When referring to a message in the specification the MESSAGE NAME is written with all letters in upper case characters followed by the word "message", e.g. RADIO LINK SETUP REQUEST message.

**IE** When referring to an information element (IE) in the specification the *Information Element Name* is written with the first letters in each word in upper case characters and all letters in *Italic font* followed by the abbreviation "IE", e.g. *Transport Format Set IE*.

**Value of an IE** When referring to the value of an information element (IE) in the specification the "Value" is written as it is specified in subclause 9.2 enclosed by quotation marks, e.g. "Abstract Syntax Error (Reject)".

---

## 5 NBAP Services

### 5.1 Parallel Transactions

Unless explicitly indicated in the procedure description, at any instance in time one protocol peer shall have a maximum of one ongoing dedicated NBAP procedure related to a certain Node B Communication Context.

---

## 6 Services Expected from Signalling Transport

NBAP requires an assured in-sequence delivery service from the signalling bearer, and notification if the assured in-sequence delivery service is no longer available.

---

## 7 Functions of NBAP

The NBAP protocol provides the following functions:

- Cell Configuration Management. This function gives the CRNC the possibility to manage the cell configuration information in a Node B.
- Common Transport Channel Management. This function gives the CRNC the possibility to manage the configuration of Common Transport Channels in a Node B.
- System Information Management. This function gives the CRNC the ability to manage the scheduling of System Information to be broadcast in a cell.
- Resource Event Management. This function gives the Node B the ability to inform the CRNC about the status of Node B resources.
- Configuration Alignment. This function gives the CRNC and the Node B the possibility to verify and enforce that both nodes have the same information on the configuration of the radio resources.
- Measurements on Common Resources. This function allows the CRNC to initiate measurements on common resources in the Node B. The function also allows the Node B to report the result of the measurements.
- Radio Link Management. This function allows the CRNC to manage radio links using dedicated resources in a Node B.

- Radio Link Supervision. This function allows the CRNC to report failures and restorations of a Radio Link.
- Compressed Mode Control [FDD]. This function allows the CRNC to control the usage of compressed mode in a Node B.
- Measurements on Dedicated Resources. This function allows the CRNC to initiate measurements on dedicated resources in the Node B. The function also allows the Node B to report the result of the measurements.
- DL Power Drifting Correction [FDD]. This function allows the CRNC to adjust the DL power level of one or more Radio Links in order to avoid DL power drifting between the Radio Links.
- Reporting of General Error Situations. This function allows reporting of general error situations, for which function specific error messages have not been defined.
- Physical Shared Channel Management. This function allows the CRNC to manage physical resources in the Node B belonging to High Speed Downlink Shared Channels and High Speed Shared Control Channels [TDD - and High Speed Shared Indication Channels and Shared Channels (USCH/DSCH)].
- DL Power Timeslot Correction [TDD]. This function enables the Node B to apply an individual offset to the transmission power in each timeslot according to the downlink interference level at the UE.
- Cell Synchronisation [TDD]. This function allows the synchronisation of cells or Node Bs via the air interface.
- Information Exchange. This function allows the CRNC to initiate information provision from the Node B. The function also allows the Node B to report the requested information.
- Bearer Rearrangement. This function allows the Node B to indicate the need for bearer re-arrangement for a Node B Communication Context. The function also allows the CRNC to re-arrange bearers for a Node B Communication Context.
- MBMS Notification. This function allows the CRNC to send MBMS Notification indicators to the Node B to be broadcasted in a cell.

The mapping between the above functions and NBAP elementary procedures is shown in the table below.

**Table 1: Mapping between functions and NBAP elementary procedures**

Function	Elementary Procedure(s)
Cell Configuration Management	a) Cell Setup b) Cell Reconfiguration c) Cell Deletion
Common Transport Channel Management	a) Common Transport Channel Setup b) Common Transport Channel Reconfiguration c) Common Transport Channel Deletion
System Information Management	System Information Update
Resource Event Management	a) Block Resource b) Unblock Resource c) Resource Status Indication
Configuration Alignment	a) Audit Required b) Audit c) Reset
Measurements on Common Resources	a) Common Measurement Initiation b) Common Measurement Reporting c) Common Measurement Termination d) Common Measurement Failure
Radio Link Management.	a) Radio Link Setup b) Radio Link Addition c) Radio Link Deletion d) Unsynchronised Radio Link Reconfiguration e) Synchronised Radio Link Reconfiguration Preparation f) Synchronised Radio Link Reconfiguration Commit g) Synchronised Radio Link Reconfiguration Cancellation h) Radio Link Pre-emption i) Radio Link Activation j) Radio Link Parameter Update
Radio Link Supervision.	a) Radio Link Failure b) Radio Link Restoration
Compressed Mode Control [FDD]	a) Radio Link Setup b) Radio Link Addition c) Compressed Mode Command d) Unsynchronised Radio Link Reconfiguration e) Synchronised Radio Link Reconfiguration Preparation f) Synchronised Radio Link Reconfiguration Commit g) Synchronised Radio Link Reconfiguration Cancellation
Measurements on Dedicated Resources	a) Dedicated Measurement Initiation b) Dedicated Measurement Reporting c) Dedicated Measurement Termination d) Dedicated Measurement Failure
DL Power Drifting Correction [FDD]	Downlink Power Control
Reporting of General Error Situations	Error Indication
Physical Shared Channel Management	Physical Shared Channel Reconfiguration
DL Power Timeslot Correction [TDD]	Downlink Power Timeslot Control
Cell Synchronisation [TDD]	a) Cell Synchronisation Initiation b) Cell Synchronisation Reconfiguration c) Cell Synchronisation Reporting d) Cell Synchronisation Termination e) Cell Synchronisation Failure f) Cell Synchronisation Adjustment
Information Exchange	a) Information Exchange Initiation b) Information Reporting c) Information Exchange Termination d) Information Exchange Failure

Function	Elementary Procedure(s)
Bearer Re-arrangement	a) Bearer Re-arrangement Indication b) Unsynchronised Radio Link Reconfiguration c) Synchronised Radio Link Reconfiguration Preparation d) Synchronised Radio Link Reconfiguration Commit e) Synchronised Radio Link Reconfiguration Cancellation
MBMS Notification	a) MBMS Notification Update

---

## 8 NBAP Procedures

### 8.1 Elementary Procedures

NBAP procedures are divided into common procedures and dedicated procedures.

- NBAP common procedures are procedures that request initiation of a Node B Communication Context for a specific UE in Node B or are not related to a specific UE. NBAP common procedures also incorporate logical O&M [1] procedures.
- NBAP dedicated procedures are procedures that are related to a specific Node B Communication Context in Node B. This Node B Communication Context is identified by a Node B Communication Context identity.

The two types of procedures may be carried on separate signalling links.

In the following tables, all EPs are divided into Class 1 and Class 2 EPs:

Table 2: Class 1

Elementary Procedure	Message	Successful Outcome	Unsuccessful Outcome
		Response message	Response message
Cell Setup	CELL SETUP REQUEST	CELL SETUP RESPONSE	CELL SETUP FAILURE
Cell Reconfiguration	CELL RECONFIGURATION REQUEST	CELL RECONFIGURATION RESPONSE	CELL RECONFIGURATION FAILURE
Cell Deletion	CELL DELETION REQUEST	CELL DELETION RESPONSE	
Common Transport Channel Setup	COMMON TRANSPORT CHANNEL SETUP REQUEST	COMMON TRANSPORT CHANNEL SETUP RESPONSE	COMMON TRANSPORT CHANNEL SETUP FAILURE
Common Transport Channel Reconfiguration	COMMON TRANSPORT CHANNEL RECONFIGURATION REQUEST	COMMON TRANSPORT CHANNEL RECONFIGURATION RESPONSE	COMMON TRANSPORT CHANNEL RECONFIGURATION FAILURE
Common Transport Channel Deletion	COMMON TRANSPORT CHANNEL DELETION REQUEST	COMMON TRANSPORT CHANNEL DELETION RESPONSE	
Physical Shared Channel Reconfiguration	PHYSICAL SHARED CHANNEL RECONFIGURATION REQUEST	PHYSICAL SHARED CHANNEL RECONFIGURATION RESPONSE	PHYSICAL SHARED CHANNEL RECONFIGURATION FAILURE
Audit	AUDIT REQUEST	AUDIT RESPONSE	AUDIT FAILURE
Block Resource	BLOCK RESOURCE REQUEST	BLOCK RESOURCE RESPONSE	BLOCK RESOURCE FAILURE
Radio Link Setup	RADIO LINK SETUP REQUEST	RADIO LINK SETUP RESPONSE	RADIO LINK SETUP FAILURE
System Information Update	SYSTEM INFORMATION UPDATE REQUEST	SYSTEM INFORMATION UPDATE RESPONSE	SYSTEM INFORMATION UPDATE FAILURE
Common Measurement Initiation	COMMON MEASUREMENT INITIATION REQUEST	COMMON MEASUREMENT INITIATION RESPONSE	COMMON MEASUREMENT INITIATION FAILURE
Radio Link Addition	RADIO LINK ADDITION REQUEST	RADIO LINK ADDITION RESPONSE	RADIO LINK ADDITION FAILURE
Radio Link Deletion	RADIO LINK DELETION REQUEST	RADIO LINK DELETION RESPONSE	
Synchronised Radio Link Reconfiguration Preparation	RADIO LINK RECONFIGURATION PREPARE	RADIO LINK RECONFIGURATION READY	RADIO LINK RECONFIGURATION FAILURE
Unsynchronised Radio Link Reconfiguration	RADIO LINK RECONFIGURATION REQUEST	RADIO LINK RECONFIGURATION RESPONSE	RADIO LINK RECONFIGURATION FAILURE
Dedicated Measurement Initiation	DEDICATED MEASUREMENT INITIATION REQUEST	DEDICATED MEASUREMENT INITIATION RESPONSE	DEDICATED MEASUREMENT INITIATION FAILURE
Reset	RESET REQUEST	RESET RESPONSE	
Cell Synchronisation Initiation [TDD]	CELL SYNCHRONISATION INITIATION REQUEST	CELL SYNCHRONISATION INITIATION RESPONSE	CELL SYNCHRONISATION INITIATION FAILURE
Cell Synchronisation Reconfiguration [TDD]	CELL SYNCHRONISATION RECONFIGURATION REQUEST	CELL SYNCHRONISATION RECONFIGURATION RESPONSE	CELL SYNCHRONISATION RECONFIGURATION FAILURE
Cell Synchronisation Adjustment [TDD]	CELL SYNCHRONISATION ADJUSTMENT REQUEST	CELL SYNCHRONISATION ADJUSTMENT RESPONSE	CELL SYNCHRONISATION ADJUSTMENT FAILURE
Information Exchange Initiation	INFORMATION EXCHANGE INITIATION REQUEST	INFORMATION EXCHANGE INITIATION RESPONSE	INFORMATION EXCHANGE INITIATION FAILURE

**Table 3: Class 2**

<b>Elementary Procedure</b>	<b>Message</b>
Resource Status Indication	RESOURCE STATUS INDICATION
Audit Required	AUDIT REQUIRED INDICATION
Common Measurement Reporting	COMMON MEASUREMENT REPORT
Common Measurement Termination	COMMON MEASUREMENT TERMINATION REQUEST
Common Measurement Failure	COMMON MEASUREMENT FAILURE INDICATION
Synchronised Radio Link Reconfiguration Commit	RADIO LINK RECONFIGURATION COMMIT
Synchronised Radio Link Reconfiguration Cancellation	RADIO LINK RECONFIGURATION CANCEL
Radio Link Failure	RADIO LINK FAILURE INDICATION
Radio Link Restoration	RADIO LINK RESTORE INDICATION
Dedicated Measurement Reporting	DEDICATED MEASUREMENT REPORT
Dedicated Measurement Termination	DEDICATED MEASUREMENT TERMINATION REQUEST
Dedicated Measurement Failure	DEDICATED MEASUREMENT FAILURE INDICATION
Downlink Power Control [FDD]	DL POWER CONTROL REQUEST
Compressed Mode Command [FDD]	COMPRESSED MODE COMMAND
Unblock Resource	UNBLOCK RESOURCE INDICATION
Error Indication	ERROR INDICATION
Downlink Power Timeslot Control [TDD]	DL POWER TIMESLOT CONTROL REQUEST
Radio Link Pre-emption	RADIO LINK PREEMPTION REQUIRED INDICATION
Cell Synchronisation Reporting [TDD]	CELL SYNCHRONISATION REPORT
Cell Synchronisation Termination [TDD]	CELL SYNCHRONISATION TERMINATION REQUEST
Cell Synchronisation Failure [TDD]	CELL SYNCHRONISATION FAILURE INDICATION
Information Reporting	INFORMATION REPORT
Information Exchange Termination	INFORMATION EXCHANGE TERMINATION REQUEST
Information Exchange Failure	INFORMATION EXCHANGE FAILURE INDICATION
Bearer Re-arrangement	BEARER REARRANGEMENT INDICATION
Radio Link Activation	RADIO LINK ACTIVATION COMMAND
Radio Link Parameter Update	RADIO LINK PARAMETER UPDATE INDICATION
MBMS Notification Update	MBMS NOTIFICATION UPDATE COMMAND

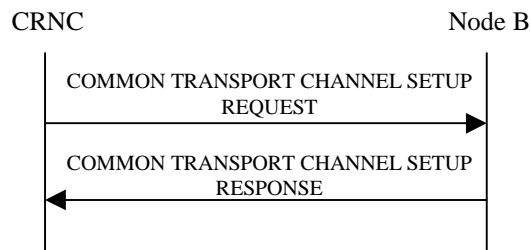
## 8.2 NBAP Common Procedures

### 8.2.1 Common Transport Channel Setup

#### 8.2.1.1 General

This procedure is used for establishing the necessary resources in Node B, regarding Secondary CCPCH, PICH, PRACH, AICH [FDD], FACH, PCH, RACH and FPACH [1.28Mcps TDD].

### 8.2.1.2 Successful Operation



**Figure 1: Common Transport Channel Setup procedure, Successful Operation**

The procedure is initiated with a COMMON TRANSPORT CHANNEL SETUP REQUEST message sent from the CRNC to the Node B using the Node B Control Port.

One message can configure only one of the following combinations:

- [FDD - one Secondary CCPCH, and FACHs, PCH, PICH and MICH related to that Secondary CCPCH], or
- [TDD - one CCTrCH consisting of Secondary CCPCHs and FACHs, PCH with the corresponding PICH and MICH related to that group of Secondary CCPCHs], or
- one [1.28Mcps TDD - or more] PRACH, one RACH and one AICH [FDD] and one FPACH[1.28Mcps TDD] related to that PRACH.

#### Secondary CCPCH:

[FDD - When the COMMON TRANSPORT CHANNEL SETUP REQUEST message contains the *Secondary CCPCH* IE, the Node B shall configure and activate the indicated Secondary CCPCH according to the COMMON TRANSPORT CHANNEL SETUP REQUEST message.]

[FDD – If the COMMON TRANSPORT CHANNEL SETUP REQUEST message contains the *FDD S-CCPCH Frame Offset* IE within the *Secondary CCPCH* IE, the Node B shall apply the indicated frame offset for the concerned Secondary CCPCH.]

[TDD - When the COMMON TRANSPORT CHANNEL SETUP REQUEST message contains the *Secondary CCPCH* IE, the Node B shall configure and activate the indicated Secondary CCPCH(s) according to the COMMON TRANSPORT CHANNEL SETUP REQUEST message.]

[3.84Mcps TDD – When the COMMON TRANSPORT CHANNEL SETUP REQUEST message contains the *TFCI Presence* IE, the Node B shall apply the indicated TFCI presence in the timeslot of the S-CCPCH. If all the S-CCPCHs defined in a timeslot do not have a *TFCI Presence* IE included, the Node B shall apply a TFCI field in the lowest numbered S-CCPCH of the timeslot.]

[TDD - FACHs and PCH may be mapped onto a CCTrCH which may consist of several Secondary CCPCHs]

If the COMMON TRANSPORT CHANNEL SETUP REQUEST message contains the *FACH Parameters* IE, the Node B shall configure and activate the indicated FACH(s) according to the COMMON TRANSPORT CHANNEL SETUP REQUEST message.

If the COMMON TRANSPORT CHANNEL SETUP REQUEST message contains the *PCH Parameters* IE, the Node B shall configure and activate the concerned PCH and the associated PICH according to the COMMON TRANSPORT CHANNEL SETUP REQUEST message.

[1.28Mcps TDD - If the *PCH Power* IE is included in the *PCH Parameters* IE of the COMMON TRANSPORT CHANNEL SETUP REQUEST, the Node B shall use this value as the power at which the PCH shall be transmitted.]

[TDD - If the *TSTD Indicator* IE for the S-CCPCH is included and is set to "active" in the COMMON TRANSPORT CHANNEL SETUP REQUEST, the Node B shall activate TSTD diversity for all S-CCPCHs defined in the message that are not beacon channels [19,21]. If the *TSTD Indicator* IE is not included or is set to "not active" in the COMMON TRANSPORT CHANNEL SETUP REQUEST, the Node B shall not activate TSTD diversity for the S-CCPCHs defined in the message.]

[1.28Mcps TDD - If the *TSTD Indicator* IE for the PICH is included and is set to "active" in the COMMON TRANSPORT CHANNEL SETUP REQUEST message, the Node B shall activate TSTD diversity for the PICH if it is not a beacon channel [19,21]. If the *TSTD Indicator* IE is set to "not active" or the *TSTD Indicator* IE is not included for the PICH in the COMMON TRANSPORT CHANNEL SETUP REQUEST message, the Node B shall not activate TSTD diversity for the PICH.]

If the COMMON TRANSPORT CHANNEL SETUP REQUEST message contains the *MICH Parameters* IE, the Node B shall configure and activate the concerned MICH according to the COMMON TRANSPORT CHANNEL SETUP REQUEST message.

#### PRACH:

When the COMMON TRANSPORT CHANNEL SETUP REQUEST message contains the *PRACH* IE, the Node B shall configure and activate the indicated PRACH and the associated RACH [FDD - and the associated AICH] according to the COMMON TRANSPORT CHANNEL SETUP REQUEST message.

#### [1.28Mcps TDD - FPACH]:

If the COMMON TRANSPORT CHANNEL SETUP REQUEST message contains the *FPACH* IE, the Node B shall configure and activate the indicated FPACH according to the COMMON TRANSPORT CHANNEL SETUP REQUEST message.

Where more than one FPACH is defined, the FPACH that Node B should use is defined by the UpPCH signature (SYNC\_UL) code that the UE used. The FPACH number =  $N \bmod M$  where  $N$  denotes the signature number (0..7) and  $M$  denotes the number of FPACHs that are defined in a cell. The FPACH number is in ascending order by *Common Physical Channel ID* IE contained in the COMMON TRANSPORT CHANNEL SETUP REQUEST message.

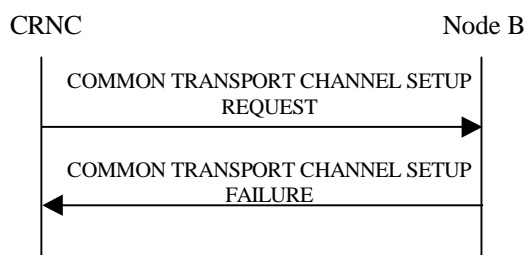
#### General:

After successfully configuring the requested common transport channels and the common physical channels, the Node B shall store the value of *Configuration Generation ID* IE and it shall respond with the COMMON TRANSPORT CHANNEL SETUP RESPONSE message with the *Common Transport Channel ID* IE, the *Binding ID* IE and the *Transport Layer Address* IE for the configured common transport channels.

If the COMMON TRANSPORT CHANNEL SETUP REQUEST message includes the *Transport Layer Address* and *Binding ID* IEs, the Node B may use the transport layer address and the binding identifier received from the CRNC when establishing a transport bearer for the indicated common transport channels.

After a successful procedure and once the transport bearers are established, the configured common transport channels and the common physical channels shall adopt the state Enabled [6] in the Node B and the common physical channels exist on the Uu interface.

### 8.2.1.3 Unsuccessful Operation



**Figure 2: Common Transport Channel Setup procedure, Unsuccessful Operation**

If the Node B is not able to support all or part of the configuration, it shall reject the configuration of all the channels in the COMMON TRANSPORT CHANNEL SETUP REQUEST message. The channels in the COMMON TRANSPORT CHANNEL SETUP REQUEST message shall remain in the same state as prior to the procedure. The *Cause* IE shall be set to an appropriate value. The value of *Configuration Generation ID* IE from the COMMON TRANSPORT CHANNEL SETUP REQUEST message shall not be stored.

If the configuration was unsuccessful, the Node B shall respond with a COMMON TRANSPORT CHANNEL SETUP FAILURE message.



Typical cause values are as follows:

**Radio Network Layer Cause:**

- Cell not available
- Power level not supported
- Node B Resources unavailable
- Requested Tx Diversity Mode not supported
- UL SF not supported
- DL SF not supported
- Common Transport Channel Type not supported
- MICH not supported

**Transport Layer Cause:**

- Transport Resources Unavailable

**Miscellaneous Cause:**

- O&M Intervention
- Control processing overload
- HW failure

#### 8.2.1.4 Abnormal Conditions

If the COMMON TRANSPORT CHANNEL SETUP REQUEST message contains the *Secondary CCPCH* IE, and that IE contains [FDD - neither the *FACH Parameters* IE nor the *PCH Parameters* IE] [TDD – neither the *FACH* IE nor the *PCH* IE], the Node B shall reject the procedure using the COMMON TRANSPORT CHANNEL SETUP FAILURE message.

[TDD - If the *FACH CCTrCH Id* IE or the *PCH CCTrCH Id* IE does not equal the *SCCPCH CCTrCH Id* IE, the Node B shall regard the Common Transport Channel Setup procedure as having failed and the Node B shall send the COMMON TRANSPORT CHANNEL SETUP FAILURE message to the CRNC.]

[TDD - If the *TDD Physical Channel Offset* IE, the *Repetition Period* IE, and the *Repetition Length* IE are not equal for each SCCPCH configured within the CCTrCH or the *TFCI Presence* IE are not equal for any two SCCPCHs configured in the same timeslot, the Node B shall regard the Common Transport Channel Setup procedure as having failed and the Node B shall send the COMMON TRANSPORT CHANNEL SETUP FAILURE message to the CRNC.]

[1.28Mcps TDD - If the *Common Transport Channel ID* IE, and the *Transport Format Set* IE are not equal for each RACH configured in PRACH, the Node B shall regard the Common Transport Channel Setup procedure as having failed and the Node B shall send the COMMON TRANSPORT CHANNEL SETUP FAILURE message to the CRNC.]

If the state is already Enabled or Disabled [6] for at least one channel in the COMMON TRANSPORT CHANNEL SETUP REQUEST message which is received, the Node B shall reject the configuration of all channels with the *Cause* IE set to "Message not compatible with receiver state".

If the COMMON TRANSPORT CHANNEL SETUP REQUEST message contains the *Transport Layer Address* IE or the *Binding ID* IE, and not both are present for a transport channel intended to be established, the Node B shall reject the procedure using the COMMON TRANSPORT CHANNEL SETUP FAILURE message.

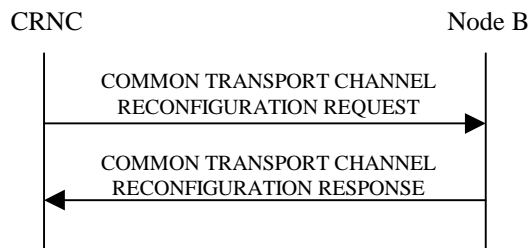
If the COMMON TRANSPORT CHANNEL SETUP REQUEST message contains the *MICH Parameters* IE but not the *FACH Parameters* IE [FDD – for one S-CCPCH], the Node B shall reject the procedure using the COMMON TRANSPORT CHANNEL SETUP FAILURE message.

## 8.2.2 Common Transport Channel Reconfiguration

### 8.2.2.1 General

This procedure is used for reconfiguring common transport channels and/or common physical channels, while they still might be in operation.

### 8.2.2.2 Successful Operation



**Figure 3: Common Transport Channel Reconfiguration, Successful Operation**

The procedure is initiated with a COMMON TRANSPORT CHANNEL RECONFIGURATION REQUEST message sent from the CRNC to the Node B using the Node B Control Port.

One message can configure only one of the following combinations:

- [FDD - FACHs, one PCH, one PICH and/or one MICH related to one Secondary CCPCH], or
- [TDD - one CCTrCH consisting of Secondary CCPCHs and FACHs, PCH with the corresponding PICH and MICH related to that group of Secondary CCPCHs], or
- one RACH and/or one AICH[FDD] and/or one FPACH[1.28Mcps TDD] related to one PRACH.

#### **SCCPCH:**

[TDD - If the COMMON TRANSPORT CHANNEL RECONFIGURATION REQUEST message includes the *SCCPCH Power* IE, the Node B shall reconfigure the maximum power that the indicated S-CCPCH shall use.]

#### **FACH:**

If the *FACH Parameters* IE is present, the Node B shall reconfigure the indicated FACH(s).

[FDD - If the COMMON TRANSPORT CHANNEL RECONFIGURATION REQUEST message includes the *Max FACH Power* IE, the Node B shall reconfigure the maximum power that the indicated FACH may use.]

[1.28Mcps TDD - If the COMMON TRANSPORT CHANNEL RECONFIGURATION REQUEST message includes the *Max FACH Power* IE, the Node B shall reconfigure the maximum power that the indicated FACH may use.]

If the COMMON TRANSPORT CHANNEL RECONFIGURATION REQUEST message includes the *ToAWS* IE, the Node B shall reconfigure the time of arrival window startpoint that the indicated FACH shall use.

If the COMMON TRANSPORT CHANNEL RECONFIGURATION REQUEST message includes the *ToAWE* IE, the Node B shall reconfigure the time of arrival window endpoint that the indicated FACH shall use.

#### **PCH:**

If the *PCH Parameters* IE is present, the Node B shall reconfigure the indicated PCH.

[FDD - If the COMMON TRANSPORT CHANNEL RECONFIGURATION REQUEST message includes the *PCH Power* IE, the Node B shall reconfigure the power that the PCH shall use.]

[1.28Mcps TDD - If the COMMON TRANSPORT CHANNEL RECONFIGURATION REQUEST message includes the *PCH Power* IE, the Node B shall reconfigure the power that the PCH shall use.]

If the COMMON TRANSPORT CHANNEL RECONFIGURATION REQUEST message includes the *ToAWS* IE, the Node B shall reconfigure the time of arrival window startpoint that the PCH shall use.

If the COMMON TRANSPORT CHANNEL RECONFIGURATION REQUEST message includes the *ToAWE* IE, the Node B shall reconfigure the time of arrival window endpoint that the PCH shall use.

**PICH:**

If the *PICH Parameters* IE is present, the Node B shall reconfigure the indicated PICH.

If the COMMON TRANSPORT CHANNEL RECONFIGURATION REQUEST message includes the *PICH Power* IE, the Node B shall reconfigure the power that the PICH shall use.

**MICH:**

If the *MICH Parameters* IE is present, the Node B shall reconfigure the MICH.

If the COMMON TRANSPORT CHANNEL RECONFIGURATION REQUEST message includes the *MICH Power* IE, the Node B shall reconfigure the power that the MICH shall use.

**[FDD - PRACH]:**

If the *PRACH Parameters* IE is present, the Node B shall reconfigure the indicated PRACH(s).

If the COMMON TRANSPORT CHANNEL RECONFIGURATION REQUEST message includes the *Preamble Signatures* IE, the Node B shall reconfigure the preamble signatures that the indicated PRACH shall use.

If the COMMON TRANSPORT CHANNEL RECONFIGURATION REQUEST message includes the *Allowed Slot Format Information* IE, the Node B shall reconfigure the slot formats that the indicated PRACH shall use.

If the COMMON TRANSPORT CHANNEL RECONFIGURATION REQUEST message includes the *RACH Sub Channel Numbers* IE, the Node B shall reconfigure the sub channel numbers that the indicated PRACH shall use.

**[FDD - AICH]:**

If the *AICH Parameters* IE is present, the Node B shall reconfigure the indicated AICH(s).

If the COMMON TRANSPORT CHANNEL RECONFIGURATION REQUEST message includes the *AICH Power* IE, the Node B shall reconfigure the power that the indicated AICH shall use.

**[1.28Mcps TDD - FPACH]:**

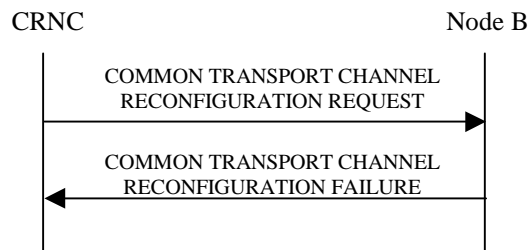
If the *FPACH Parameters* IE is included, the Node B shall reconfigure the indicated FPACH.

If the COMMON TRANSPORT CHANNEL RECONFIGURATION REQUEST message includes the *Max FPACH Power* IE, the Node B shall reconfigure the power that the FPACH shall use.

**General:**

After a successful procedure, the channels will have adopted the new configuration in the Node B. The channels in the COMMON TRANSPORT CHANNEL RECONFIGURATION REQUEST message shall remain in the same state as prior to the procedure. The Node B shall store the value of *Configuration Generation ID* IE and the Node B shall respond with the COMMON TRANSPORT CHANNEL RECONFIGURATION RESPONSE message.

### 8.2.2.3 Unsuccessful Operation



**Figure 4: Common Transport Channel Reconfiguration procedure, Unsuccessful Operation**

If the Node B is not able to support all or part of the configuration, it shall reject the configuration of all the channels in the COMMON TRANSPORT CHANNEL RECONFIGURATION REQUEST message. The channels in the COMMON TRANSPORT CHANNEL RECONFIGURATION REQUEST message shall remain in the same state as prior to the procedure. The *Cause* IE shall be set to an appropriate value. The value of *Configuration Generation ID* IE from the COMMON TRANSPORT CHANNEL RECONFIGURATION REQUEST message shall not be stored.

If the configuration was unsuccessful, the Node B shall respond with the COMMON TRANSPORT CHANNEL RECONFIGURATION FAILURE message.

Typical cause values are as follows:

**Radio Network Layer Cause:**

- Cell not available
- Power level not supported
- Node B Resources unavailable

**Transport Layer Cause:**

- Transport Resources Unavailable

**Miscellaneous Cause:**

- O&M Intervention
- Control processing overload
- HW failure

### 8.2.2.4 Abnormal Conditions

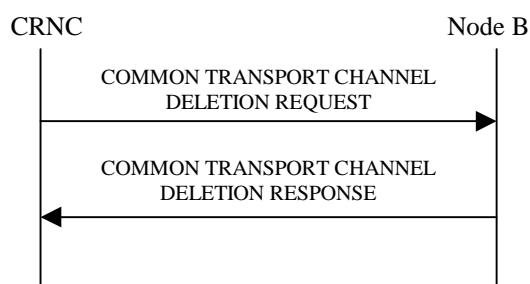
-

## 8.2.3 Common Transport Channel Deletion

### 8.2.3.1 General

This procedure is used for deleting common physical channels and common transport channels.

### 8.2.3.2 Successful Operation



**Figure 5: Common Transport Channel Deletion procedure, Successful Operation**

The procedure is initiated with a COMMON TRANSPORT CHANNEL DELETION REQUEST message sent from the CRNC to the Node B using the Node B Control Port.

#### Secondary CCPCH:

If the *Common Physical Channel ID* IE contained in the COMMON TRANSPORT CHANNEL DELETION REQUEST message indicates a Secondary CCPCH, the Node B shall delete the indicated channel and the FACHs and PCH supported by that Secondary CCPCH. If there is a PCH that is deleted, the PICH associated with that PCH shall also be deleted. If an S-CCPCH is deleted, the MICH associated with that S-CCPCH shall also be deleted.

#### PRACH:

If the *Common Physical Channel ID* IE contained in the COMMON TRANSPORT CHANNEL DELETION REQUEST message indicates a PRACH, the Node B shall delete the indicated channel and the RACH supported by the PRACH. [FDD - The AICH associated with the RACH shall also be deleted.]

#### General:

[TDD - If the requested common physical channel is a part of a CCTrCH, all common transport channels and all common physical channels associated with this CCTrCH shall be deleted.]

After a successful procedure, the channels are deleted in the Node B. The channels in the COMMON TRANSPORT CHANNEL DELETION REQUEST message shall be set to state Not Existing ref. [6]. The Node B shall store the received value of the *Configuration Generation ID* IE and respond with the COMMON TRANSPORT CHANNEL DELETION RESPONSE message.

### 8.2.3.3 Unsuccessful Operation

-

### 8.2.3.4 Abnormal Conditions

If the C-ID in the COMMON TRANSPORT CHANNEL DELETION REQUEST message is not existing in the Node B or the Common Physical Channel ID does not exist in the Cell, the Node B shall respond with the COMMON TRANSPORT CHANNEL DELETION RESPONSE message.

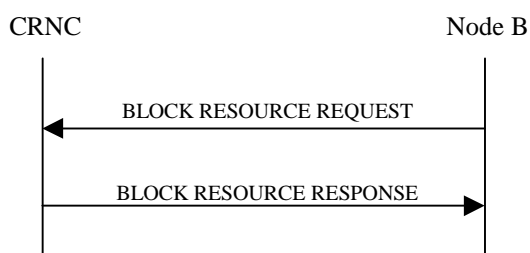
## 8.2.4 Block Resource

### 8.2.4.1 General

The Node B initiates this procedure to request the CRNC to prohibit the usage of the specified logical resources.

The logical resource that can be blocked is a cell.

### 8.2.4.2 Successful Operation



**Figure 6: Block Resource procedure, Successful Operation**

The procedure is initiated with a BLOCK RESOURCE REQUEST message sent from the Node B to the CRNC using the Node B Control Port.

Upon reception of the BLOCK RESOURCE REQUEST message, the CRNC shall prohibit the use of the indicated logical resources according to the *Blocking Priority Indicator* IE.

If the *Blocking Priority Indicator* IE in the BLOCK RESOURCE REQUEST message indicates "High Priority", the CRNC shall prohibit the use of the logical resources immediately.

If the *Blocking Priority Indicator* IE in the BLOCK RESOURCE REQUEST message indicates "Normal Priority", the CRNC shall prohibit the use of the logical resources if the resources are idle or immediately upon expiry of the shutdown timer specified by the *Shutdown Timer* IE in the BLOCK RESOURCE REQUEST message. New traffic shall not be allowed to use the logical resources while the CRNC waits for the resources to become idle and once the resources are blocked.

If the *Blocking Priority Indicator* IE in the BLOCK RESOURCE REQUEST message indicates "Low Priority", the CRNC shall prohibit the use of the logical resources when the resources become idle. New traffic shall not be allowed to use the logical resources while the CRNC waits for the resources to become idle and once the resources are blocked.

If the resources are successfully blocked, the CRNC shall respond with a BLOCK RESOURCE RESPONSE message. Upon reception of the BLOCK RESOURCE RESPONSE message, the Node B may disable [3.84Mcps TDD - SCH], [FDD - the Primary SCH, the Secondary SCH, the Primary CPICH, if present the Secondary CPICH(s)], [1.28Mcps TDD - DwPCH] and the Primary CCPCH. The other logical resources in the cell shall be considered as blocked.

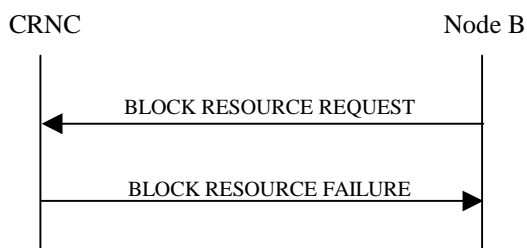
Reconfiguration of logical resources and change of System Information can be done, even when the logical resources are blocked.

#### **Interactions with the Unblock Resource procedure:**

If the UNBLOCK RESOURCE INDICATION message is received by the CRNC while a Block Resource procedure on the same logical resources is in progress, the CRNC shall cancel the Block Resource procedure and proceed with the Unblock Resource procedure.

If the BLOCK RESOURCE RESPONSE message or the BLOCK RESOURCE FAILURE message is received by the Node B after the Node B has initiated an Unblock Resource procedure on the same logical resources as the ongoing Block Resource procedure, the Node B shall ignore the response to the Block Resource procedure.

### 8.2.4.3 Unsuccessful Operation



**Figure 7: Block Resource procedure, Unsuccessful Operation**

The CRNC may reject the request to block the logical resources, in which case the logical resources will remain unaffected and the CRNC shall respond to the Node B with the BLOCK RESOURCE FAILURE message. Upon reception of the BLOCK RESOURCE FAILURE message, the Node B shall leave the logical resources in the state that they were in prior to the start of the Block Resource procedure.

Typical cause values are as follows:

**Miscellaneous Cause:**

- O&M Intervention
- Control processing overload
- HW failure

**Radio Network Layer Cause:**

- Priority transport channel established

### 8.2.4.4 Abnormal Conditions

-

## 8.2.5 Unblock Resource

### 8.2.5.1 General

The Node B initiates this procedure to indicate to the CRNC that logical resources are now unblocked.

The logical resource that can be unblocked is a cell.

### 8.2.5.2 Successful Operation



**Figure 8: Unblock Resource procedure, Successful Operation**

The procedure is initiated with an UNBLOCK RESOURCE INDICATION message sent from the Node B to the CRNC using the Node B Control Port. The Node B shall enable [3.84Mcps TDD - SCH], [FDD - the Primary SCH, the Secondary SCH, the Primary CPICH, the Secondary CPICH(s) (if present)], [1.28Mcps TDD - DwPCH] and the Primary CCPCH that had been disabled due to the preceding Block Resource procedure before sending the UNBLOCK

RESOURCE INDICATION message. Upon reception of the UNBLOCK RESOURCE INDICATION message, the CRNC may permit the use of the logical resources.

All physical channels and transport channels associated to the cell that is unblocked are also unblocked.

### 8.2.5.3 Abnormal Conditions


-

## 8.2.6 Audit Required

### 8.2.6.1 General

The Node B initiates this procedure to request the CRNC to perform an audit of the logical resources at the Node B. This procedure is used to indicate a possible misalignment of state or configuration information.

### 8.2.6.2 Successful Operation



**Figure 9: Audit Required procedure, Successful Operation**

The procedure is initiated with an AUDIT REQUIRED INDICATION message sent from the Node B to the CRNC using the Node B Control Port.

If the Node B cannot ensure alignment of the state or configuration information, it should initiate the Audit Required procedure.

Upon receipt of the AUDIT REQUIRED INDICATION message, the CRNC should initiate the Audit procedure.

### 8.2.6.3 Abnormal Conditions

-

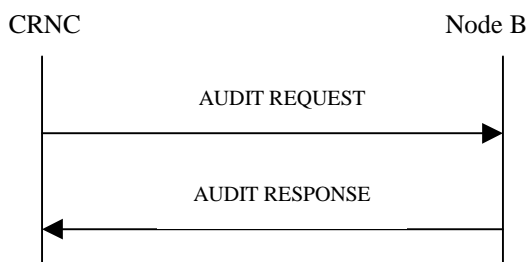
## 8.2.7 Audit

### 8.2.7.1 General

This procedure is executed by the CRNC to perform an audit of the configuration and status of the logical resources in the Node B. A complete audit of a Node B is performed by one or more Audit procedures, together performing an audit sequence. The audit may cause the CRNC to re-synchronise the Node B to the status of logical resources known by the CRNC, that the Node B can support.



### 8.2.7.2 Successful Operation



**Figure 10: Audit procedure, Successful Operation**

The procedure is initiated with an AUDIT REQUEST message sent from the CRNC to the Node B using the Node B Control Port.

If the *Start Of Audit Sequence Indicator* IE in the AUDIT REQUEST message is set to "start of audit sequence" a new audit sequence is started, any ongoing audit sequence shall be aborted and the Node B shall provide (part of the) audit information. If the *Start Of Audit Sequence Indicator* IE is set to "not start of audit sequence", the Node B shall provide (part of) the remaining audit information not already provided during this audit sequence.

If the information provided in the AUDIT RESPONSE message completes the audit sequence, the Node B shall set the *End Of Audit Sequence Indicator* IE in the AUDIT RESPONSE message to "End of Audit Sequence". If not all audit information has been provided yet as part of the ongoing audit sequence, the Node B shall set the *End Of Audit Sequence Indicator* IE in the AUDIT RESPONSE message to "Not End of Audit Sequence".

#### Information Provided In One Audit Sequence:

The Node B shall include one *Local Cell Information* IE for each local cell present in the Node B. The Node B shall include the *Maximum DL Power Capability* IE, the *Minimum Spreading Factor* IE and the *Minimum DL Power Capability* IE when any of those values are known by the Node B. The Node B shall include the *HSDPA Capability* IE set to "HSDPA Capable" for every HSDPA-capable Local Cell. [FDD - The Node B shall include the *E-DCH Capability* IE set to "E-DCH Capable" for every E-DCH-capable Local Cell.] [FDD - The Node B shall include the *F-DPCH Capability* IE set to "F-DPCH Capable" for every F-DPCH-capable Local Cell.]

[TDD - The Node B shall include the *Reference Clock Availability* IE to indicate the availability of a Reference clock connected to the Local Cell.]

If the Node B internal resources are pooled for a group of cells, the Node B shall include one *Local Cell Group Information* IE containing the Node B internal resource capacity and the consumption laws per group of cells [FDD - , including also the E-DCH capacity consumption law, if E-DCH is supported]. If the *UL Capacity Credit* IE is not present in the *Local Cell Group Information* IE, then the internal resource capabilities of the Node B for the Local Cell Group are modelled as shared resources between Uplink and Downlink.

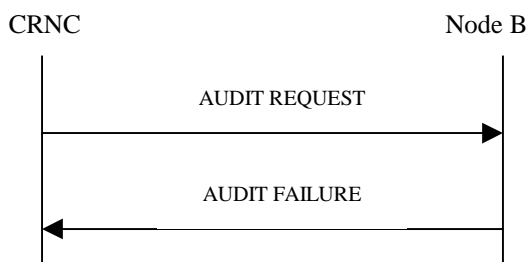
If the Node B internal power resources are pooled for a group of Local Cells, the Node B shall include one *Power Local Cell Group Information* IE containing the Maximum DL Power Capability for each Power Local Cell Group for which this value is known by the Node B. In this case, the Node B shall also include the *Maximum DL Power Capability* IE in the *Local Cell Information* IE for all the Local Cells belonging to a Power Local Cell Group reported in the *Power Local Cell Group Information* IE. Furthermore, the sum of the Maximum DL Power Capability of all the Local Cells belonging to the same Power Local Cell Group shall not exceed the Maximum DL Power Capability of the concerned Power Local Cell Group.

The Node B shall include, for each local cell present in the Node B, the Node B internal resource capability and consumption laws within the *Local Cell Information* IE [FDD - , including also the E-DCH capacity consumption law, if E-DCH is supported]. If the *UL Capacity Credit* IE is not present in the *Local Cell Information* IE, then the internal resource capabilities of the local cell are modelled as shared resources between Uplink and Downlink. If the Local Cell utilises Node B internal resource capabilities that are pooled for several Local Cell(s), the *Local Cell Group ID* IE shall contain the identity of the used Local Cell Group. If the Local Cell utilises Node B internal power resources that are pooled for several Local Cells, the *Power Local Cell Group ID* IE shall contain the identity of the concerned Power Local Cell Group.

The Node B shall include one *Cell Information IE* for each cell in the Node B and information about all common transport channels and all common physical channels for each cell. If a *Configuration Generation ID IE* for a cell can not be trusted, the Node B shall set this *Configuration Generation ID IE* = "0". The Node B shall include the *HS-DSCH Resources Information IE* for every Cell which has been configured with HS-DSCH resources. [FDD - The Node B shall include the *E-DCH Resources Information IE* for every Cell which has been configured with E-DCH resources.]

The Node B shall also include one *Communication Control Port Information IE* for each Communication Control Port in the Node B.

### 8.2.7.3 Unsuccessful Operation



**Figure 10A: Audit procedure, Unsuccessful Operation**

If the Node B cannot perform an audit of the configuration and status of the logical resources, it shall send a *AUDIT FAILURE* message with the *Cause IE* set to an appropriate value.

### 8.2.7.4 Abnormal Conditions

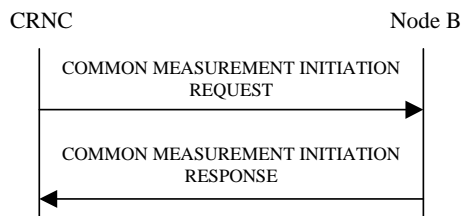
If the Node B receives the *AUDIT REQUEST* message with the *Start Of Audit Sequence Indicator IE* set to "not start of audit sequence" and there is no ongoing audit sequence, the Node B shall send the *AUDIT FAILURE* message with the appropriate cause value.

## 8.2.8 Common Measurement Initiation

### 8.2.8.1 General

This procedure is used by a CRNC to request the initiation of measurements on common resources in a Node B.

### 8.2.8.2 Successful Operation



**Figure 11: Common Measurement Initiation procedure, Successful Operation**

The procedure is initiated with a *COMMON MEASUREMENT INITIATION REQUEST* message sent from the CRNC to the Node B using the Node B Control Port.

Upon reception, the Node B shall initiate the requested measurement according to the parameters given in the request. Unless specified below, the meaning of the parameters are given in other specifications.

[TDD - If the [3.84Mcps TDD - *Time Slot IE*] [1.28Mcps TDD - *Time Slot LCR IE*] is present in the COMMON MEASUREMENT INITIATION REQUEST message, the measurement request shall apply to the requested time slot individually.]

If the *Common Measurement Type IE* is not set to "SFN-SFN Observed Time Difference" and the *SFN Reporting Indicator IE* is set to "FN Reporting Required", the *SFN IE* shall be included in the COMMON MEASUREMENT REPORT message or in the COMMON MEASUREMENT RESPONSE message, the latter only in the case the *Report Characteristics IE* is set to "On Demand". The reported SFN shall be the SFN at the time when the measurement value was reported by the layer 3 filter, referred to as point C in the measurement model [25]. If the *Common Measurement Type IE* is set to "SFN-SFN Observed Time Difference", the *SFN Reporting Indicator IE* shall be ignored.

#### Common measurement type:

If the *Common Measurement Type IE* is set to "SFN-SFN Observed Time Difference", then the Node B shall initiate the SFN-SFN Observed Time Difference measurements between the reference cell identified by *C-ID IE* and the neighbouring cells identified by the *UTRAN Cell Identifier(UC-Id) IE* in the *Neighbouring Cell Measurement Information IE*.

If the *Common Measurement Type IE* is set to "Received Total Wide Band Power for Cell Portion", "Transmitted Carrier Power for Cell Portion", "Transmitted carrier power of all codes not used for HS-PDSCH, HS-SCCH, E-AGCH, E-RGCH or E-HICH transmission for Cell Portion", "HS-DSCH Required Power for Cell Portion" or "HS-DSCH Provided Bit Rate for Cell Portion", the Node B shall initiate the corresponding measurements for all the cell portions which are configured under the cell indicated by *C-ID IE* in the COMMON MEASUREMENT INITIATION REQUEST message.

#### Report characteristics:

The *Report Characteristics IE* indicates how the reporting of the measurement shall be performed. See also Annex B.

If the *Report Characteristics IE* is set to "On Demand" and if the *SFN IE* is not provided, the Node B shall return the result of the requested measurement immediately. If the *SFN IE* is provided, it indicates the frame for which the measurement value shall be provided. The provided measurement value shall be the one reported by the layer 3 filter, referred to as point C in the measurement model [25].

If the *Report Characteristics IE* is set to "Periodic", the Node B shall periodically initiate a Common Measurement Reporting procedure for this measurement, with the requested report frequency. If the *Common Measurement Type IE* is set to "SFN-SFN Observed Time Difference", all the available measurement results shall be reported in the *Successful Neighbouring Cell SFN-SFN Observed Time Difference Measurement Information IE* in the *SFN-SFN Measurement Value Information IE* and the Node B shall indicate in the *Unsuccessful Neighbouring Cell SFN-SFN Observed Time Difference Measurement Information IE* all the remaining neighbouring cells with no measurement result available in the Common Measurement Reporting procedure. If the *SFN IE* is provided, it indicates the frame for which the first measurement value of a periodic reporting shall be provided. The provided measurement value shall be the one reported by the layer 3 filter, referred to as point C in the measurement model [25].

If the *Report Characteristics IE* is set to "Event A", the Node B shall initiate the Common Measurement Reporting procedure when the measured entity rises above the requested threshold and stays there for the requested hysteresis time. If the *Measurement Hysteresis Time IE* is not included, the Node B shall use the value zero for the hysteresis time. If the *Common Measurement Type IE* is set to "HS-DSCH Required Power", the measured entity to be considered is the sum of the HS-DSCH Required Power measurements for each priority class. If the *Common Measurement Type IE* is set to "Received Total Wide Band Power for Cell Portion", "Transmitted Carrier Power for Cell Portion" or "Transmitted carrier power of all codes not used for HS-PDSCH, HS-SCCH, E-AGCH, E-RGCH or E-HICH transmission for Cell Portion" or "HS-DSCH Required Power for Cell Portion", the measurement entity to be considered is the corresponding measurement for each cell portion.

If the *Report Characteristics IE* is set to "Event B", the Node B shall initiate the Common Measurement Reporting procedure when the measured entity falls below the requested threshold and stays there for the requested hysteresis time. If the *Measurement Hysteresis Time IE* is not included, the Node B shall use the value zero for the hysteresis time. If the *Common Measurement Type IE* is set to "HS-DSCH Required Power", the measured entity to be considered is the sum of the HS-DSCH Required Power measurements for each priority class. If the *Common Measurement Type IE* is set to "Received Total Wide Band Power for Cell Portion", "Transmitted Carrier Power for Cell Portion" or "Transmitted carrier power of all codes not used for HS-PDSCH, HS-SCCH, E-AGCH, E-RGCH or E-HICH transmission for Cell Portion" or "HS-DSCH Required Power for Cell Portion", the measurement entity to be considered is the corresponding measurement for each cell portion.

If the *Report Characteristics* IE is set to "Event C", the Node B shall initiate the Common Measurement Reporting procedure when the measured entity rises by an amount greater than the requested threshold within the requested time. After having reported this type of event, the next C event reporting for the same measurement cannot be initiated before the rising time specified by the *Measurement Change Time* IE has elapsed since the previous event reporting. If the *Common Measurement Type* IE is set to "Received Total Wide Band Power for Cell Portion", "Transmitted Carrier Power for Cell Portion" or "Transmitted carrier power of all codes not used for HS-PDSCH, HS-SCCH, E-AGCH, E-RGCH or E-HICH transmission for Cell Portion", the measurement entity to be considered is the corresponding measurement for each cell portion.

If the *Report Characteristics* IE is set to "Event D", the Node B shall initiate the Common Measurement Reporting procedure when the measured entity falls by an amount greater than the requested threshold within the requested time. After having reported this type of event, the next D event reporting for the same measurement cannot be initiated before the falling time specified by the *Measurement Change Time* IE has elapsed since the previous event reporting. If the *Common Measurement Type* IE is set to "Received Total Wide Band Power for Cell Portion", "Transmitted Carrier Power for Cell Portion" or "Transmitted carrier power of all codes not used for HS-PDSCH, HS-SCCH, E-AGCH, E-RGCH or E-HICH transmission for Cell Portion", the measurement entity to be considered is the corresponding measurement for each cell portion.

If the *Report Characteristics* IE is set to "Event E", the Node B shall initiate the Common Measurement Reporting procedure when the measured entity rises above the 'Measurement Threshold 1' and stays there for the 'Measurement Hysteresis Time' (Report A). When the conditions for Report A are met and the *Report Periodicity* IE is provided, the Node B shall initiate the Common Measurement Reporting procedure periodically. If the conditions for Report A have been met and the measured entity falls below the 'Measurement Threshold 2' and stays there for the 'Measurement Hysteresis Time', the Node B shall initiate the Common Measurement Reporting procedure (Report B) as well as terminate any corresponding periodic reporting. If the *Measurement Threshold 2* IE is not present, the Node B shall use the value of the *Measurement Threshold 1* IE instead. If the *Measurement Hysteresis Time* IE is not included, the Node B shall use the value zero as hysteresis times for both Report A and Report B. If the *Common Measurement Type* IE is set to "HS-DSCH Required Power", the measured entity to be considered is the sum of the HS-DSCH Required Power measurements for each priority class. If the *Common Measurement Type* IE is set to "Received Total Wide Band Power for Cell Portion", "Transmitted Carrier Power for Cell Portion" or "Transmitted carrier power of all codes not used for HS-PDSCH, HS-SCCH, E-AGCH, E-RGCH or E-HICH transmission for Cell Portion" or "HS-DSCH Required Power for Cell Portion", the measurement entity to be considered is the corresponding measurement for each cell portion.

If the *Report Characteristics* IE is set to "Event F", the Node B shall initiate the Common Measurement Reporting procedure when the measured entity falls below the 'Measurement Threshold 1' and stays there for the 'Measurement Hysteresis Time' (Report A). When the conditions for Report A are met and the *Report Periodicity* IE is provided the Node B shall also initiate the Common Measurement Reporting procedure periodically. If the conditions for Report A have been met and the measured entity rises above the 'Measurement Threshold 2' and stays there for the 'Measurement Hysteresis Time', the Node B shall initiate the Common Measurement Reporting procedure (Report B) as well as terminate any corresponding periodic reporting. If the *Measurement Threshold 2* IE is not present, the Node B shall use the value of the *Measurement Threshold 1* IE instead. If the *Measurement Hysteresis Time* IE is not included, the Node B shall use the value zero as hysteresis times for both Report A and Report B. If the *Common Measurement Type* IE is set to "HS-DSCH Required Power", the measured entity to be considered is the sum of the HS-DSCH Required Power measurements for each priority class. If the *Common Measurement Type* IE is set to "Received Total Wide Band Power for Cell Portion", "Transmitted Carrier Power for Cell Portion" or "Transmitted carrier power of all codes not used for HS-PDSCH, HS-SCCH, E-AGCH, E-RGCH or E-HICH transmission for Cell Portion" or "HS-DSCH Required Power for Cell Portion", the measurement entity to be considered is the corresponding measurement for each cell portion.

If the *Report Characteristics* IE is set to "On Modification" and if the *SFN* IE is not provided, the Node B shall report the result of the requested measurement immediately. If the *SFN* IE is provided, it indicates the frame for which the measurement value shall be provided. The provided measurement value shall be the one reported by the layer 3 filter, referred to as point C in the measurement model [25]. Then, the Node B shall initiate the Common Measurement Reporting procedure in accordance to the following conditions:

1. If the *Common Measurement Type* IE is set to "UTRAN GPS Timing of Cell Frames for UE Positioning":
  - If the *T<sub>UTRAN-GPS</sub> Change Limit* IE is included in the *T<sub>UTRAN-GPS</sub> Measurement Threshold Information* IE, the Node B shall each time a new measurement result is received after point C in the measurement model [25], calculate the change of  $T_{UTRAN-GPS}$  value ( $F_n$ ). The Node B shall initiate the Common Measurement Reporting procedure and set  $n$  equal to zero when the absolute value of  $F_n$  rises above the threshold indicated by the *T<sub>UTRAN-GPS</sub> Change Limit* IE. The change of  $T_{UTRAN-GPS}$  value ( $F_n$ ) is calculated according to the following:

$$F_n=0 \text{ for } n=0$$

$$F_n = (M_n - M_{n-1}) \bmod 37158912000000 - ((SFN_n - SFN_{n-1}) \bmod 4096) * 10 * 3.84 * 10^3 * 16 + F_{n-1}$$

for  $n > 0$

$F_n$  is the change of the  $T_{\text{UTRAN-GPS}}$  value expressed in unit [1/16 chip] when  $n$  measurement results have been received after the first Common Measurement Reporting at initiation or after the last event was triggered.

$M_n$  is the latest measurement result received after point C in the measurement model [25], measured at  $SFN_n$ .

$M_{n-1}$  is the previous measurement result received after point C in the measurement model [25], measured at  $SFN_{n-1}$ .

$M_j$  is the first measurement result received after point C in the measurement model [25], after the first Common Measurement Reporting at initiation or after the last event was triggered.

$M_0$  is equal to the value reported in the first Common Measurement Reporting at initiation or in the Common Measurement Reporting when the event was triggered.

- If the *Predicted  $T_{\text{UTRAN-GPS}}$  Deviation Limit* IE is included in the  *$T_{\text{UTRAN-GPS}}$  Measurement Threshold Information* IE, the Node B shall each time a new measurement result is received after point C in the measurement model [25], update the  $P_n$  and  $F_n$ . The Node B shall initiate the Common Measurement Reporting procedure and set  $n$  equal to zero when  $F_n$  rises above the threshold indicated by the *Predicted  $T_{\text{UTRAN-GPS}}$  Deviation Limit* IE. The  $P_n$  and  $F_n$  are calculated according to the following:

$$P_n = b \text{ for } n = 0$$

$$P_n = ((a/16) * ((SFN_n - SFN_{n-1}) \bmod 4096) / 100 + ((SFN_n - SFN_{n-1}) \bmod 4096) * 10 * 3.84 * 10^3 * 16 + P_{n-1}) \bmod 37158912000000 \quad \text{for } n > 0$$

$$F_n = \min((M_n - P_n) \bmod 37158912000000, (P_n - M_n) \bmod 37158912000000) \quad \text{for } n > 0$$

$P_n$  is the predicted  $T_{\text{UTRAN-GPS}}$  value when  $n$  measurement results have been received after the first Common Measurement Reporting at initiation or after the last event was triggered.

$a$  is the last reported  $T_{\text{UTRAN-GPS}}$  Drift Rate value.

$b$  is the last reported  $T_{\text{UTRAN-GPS}}$  value.

$F_n$  is the deviation of the last measurement result from the predicted  $T_{\text{UTRAN-GPS}}$  value ( $P_n$ ) when  $n$  measurements have been received after the first Common Measurement Reporting at initiation or after the last event was triggered.

$M_n$  is the latest measurement result received after point C in the measurement model [25], measured at  $SFN_n$ .

$M_j$  is the first measurement result received after point C in the measurement model [25], after the first Common Measurement Reporting at initiation or after the last event was triggered.

The  $T_{\text{UTRAN-GPS}}$  Drift Rate is determined by the Node B in an implementation-dependent way after point B in the measurement model [26].

## 2. If the *Common Measurement Type* IE is set to "SFN-SFN Observed Time Difference":

- If the *SFN-SFN Change Limit* IE is included in the *SFN-SFN Measurement Threshold Information* IE, the Node B shall each time a new measurement result is received after point C in the measurement model [25], calculate the change of SFN-SFN value ( $F_n$ ). The Node B shall initiate the Common Measurement Reporting procedure in order to report the particular SFN-SFN measurement which has triggered the event and set  $n$  equal to zero when  $F_n$  rises above the threshold indicated by the *SFN-SFN Change Limit* IE. The change of the SFN-SFN value is calculated according to the following:

$$F_n = 0 \quad \text{for } n = 0$$

$$[\text{FDD} - F_n = (M_n - a) \bmod 614400 \quad \text{for } n > 0]$$

$$[\text{TDD} - F_n = (M_n - a) \bmod 40960 \quad \text{for } n > 0]$$

$F_n$  is the change of the SFN-SFN value expressed in unit [1/16 chip] when  $n$  measurement results have been received after the first Common Measurement Reporting at initiation or after the last event was triggered.

$a$  is the last reported SFN-SFN.

$M_n$  is the latest measurement result received after point C in the measurement model [25], measured at SFN<sub>n</sub>.

$M_1$  is the first measurement result received after point C in the measurement model [25] after the first Common Measurement Reporting at initiation or after the last event was triggered.

- If the *Predicted SFN-SFN Deviation Limit* IE is included in the *SFN-SFN Measurement Threshold Information* IE, the Node B shall each time a new measurement result is received after point C in the measurement model [25], update the  $P_n$  and  $F_n$ . The Node B shall initiate the Common Measurement Reporting procedure in order to report the particular SFN-SFN measurement which has triggered the event and set  $n$  equal to zero when the  $F_n$  rises above the threshold indicated by the *Predicted SFN-SFN Deviation Limit* IE. The  $P_n$  and  $F_n$  are calculated according to the following:

$$P_n = b \text{ for } n=0$$

$$[\text{FDD} - P_n = ((a/16) * ((SFN_n - SFN_{n-1}) \bmod 4096)/100 + P_{n-1}) \bmod 614400 \quad \text{for } n>0]$$

$$[\text{FDD} - F_n = \min((M_n - P_n) \bmod 614400, (P_n - M_n) \bmod 614400) \quad \text{for } n>0]$$

$$[\text{TDD} - P_n = ((a/16) * (15 * (SFN_n - SFN_{n-1}) \bmod 4096 + (TS_n - TS_{n-1}))/1500 + P_{n-1}) \bmod 40960 \quad \text{for } n>0]$$

$$[\text{TDD} - F_n = \min((M_n - P_n) \bmod 40960, (P_n - M_n) \bmod 40960) \quad \text{for } n>0]$$

$P_n$  is the predicted SFN-SFN value when  $n$  measurement results have been received after the first Common Measurement Reporting at initiation or after the last event was triggered.

$a$  is the last reported SFN-SFN Drift Rate value.

$b$  is the last reported SFN-SFN value.

$abs$  denotes the absolute value.

$F_n$  is the deviation of the last measurement result from the predicted SFN-SFN value ( $P_n$ ) when  $n$  measurements have been received after the first Common Measurement Reporting at initiation or after the last event was triggered.

$M_n$  is the latest measurement result received after point C in the measurement model [25], measured at [TDD - the Time Slot TS<sub>n</sub> of] the Frame SFN<sub>n</sub>.

$M_1$  is the first measurement result received after point C in the measurement model [25] after the first Common Measurement Reporting at initiation or after the last event was triggered.

The SFN-SFN Drift Rate is determined by the Node B in an implementation-dependent way after point B in the measurement model [26].

If the *Report Characteristics* IE is not set to "On Demand", the Node B is required to perform reporting for a common measurement object, in accordance with the conditions provided in the COMMON MEASUREMENT INITIATION REQUEST message, as long as the object exists. If no common measurement object(s) for which a measurement is defined exists anymore, the Node B shall terminate the measurement locally, i.e. without reporting this to the CRNC.

If at the start of the measurement, the reporting criteria are fulfilled for any of Event A, Event B, Event E or Event F, the Node B shall initiate the Common Measurement Reporting procedure immediately, and then continue with the measurements as specified in the COMMON MEASUREMENT INITIATION REQUEST message.

#### Higher layer filtering:

The *Measurement Filter Coefficient* IE indicates how filtering of the measurement values shall be performed before measurement event evaluation and reporting.

The averaging shall be performed according to the following formula.

$$F_n = (1 - a) \cdot F_{n-1} + a \cdot M_n$$

The variables in the formula are defined as follows:

$F_n$  is the updated filtered measurement result

$F_{n-1}$  is the old filtered measurement result

$M_n$  is the latest received measurement result from physical layer measurements, the unit used for  $M_n$  is the same unit as the reported unit in the COMMON MEASUREMENT INITIATION RESPONSE, COMMON MEASUREMENT REPORT messages or the unit used in the event evaluation (i.e. same unit as for  $F_n$ )

$a = 1/2^{(k/2)}$ , where  $k$  is the parameter received in the *Measurement Filter Coefficient* IE. If the *Measurement Filter Coefficient* IE is not present,  $a$  shall be set to 1 (no filtering)

In order to initialise the averaging filter,  $F_0$  is set to  $M_1$  when the first measurement result from the physical layer measurement is received.

#### Common measurement accuracy:

If the *Common Measurement Type* IE is set to "UTRAN GPS Timing of Cell Frames for UE Positioning", then the Node B shall use the *UTRAN GPS Timing Measurement Accuracy Class* IE included in the *Common Measurement Accuracy* IE according to the following:

- If the *UTRAN GPS Timing Measurement Accuracy Class* IE indicates "Class A", then the Node B shall perform the measurement with highest supported accuracy within the accuracy classes A, B and C.
- If the *UTRAN GPS Timing Measurement Accuracy Class* IE indicates "Class B", then the Node B shall perform the measurement with highest supported accuracy within the accuracy classes B and C.
- If the *UTRAN GPS Timing Measurement Accuracy Class* IE indicates "Class C", then the Node B shall perform the measurements with the accuracy according to class C.

#### Measurement Recovery Behavior:

If the *Measurement Recovery Behavior* IE is included in the COMMON MEASUREMENT INITIATION REQUEST message, the Node B shall, if Measurement Recovery Behavior is supported, include the *Measurement Recovery Support Indicator* IE in the COMMON MEASUREMENT INITIATION RESPONSE message and perform the Measurement Recovery Behavior as described in subclause 8.2.9.2.

#### Response message:

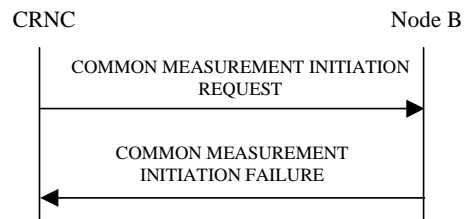
If the Node B was able to initiate the measurement requested by the CRNC, it shall respond with the COMMON MEASUREMENT INITIATION RESPONSE message sent over the Node B Control Port. The message shall include the same Measurement ID that was used in the measurement request. Only in the case where the *Report Characteristics* IE is set to "On Demand" or "On Modification", the COMMON MEASUREMENT INITIATION RESPONSE message shall include the measurement result and also the *Common Measurement Achieved Accuracy* IE if the *Common Measurement Type* IE is set to "UTRAN GPS Timing of Cell Frames for UE Positioning".

If the *Common Measurement Type* IE is set to "SFN-SFN Observed Time Difference" and the *Report Characteristics* IE is set to "On Demand" or "On Modification", all the available measurement results shall be reported in the *Successful Neighbouring Cell SFN-SFN Observed Time Difference Measurement Information* IE in the *SFN-SFN Measurement Value Information* IE and the Node B shall indicate in the *Unsuccessful Neighbouring Cell SFN-SFN Observed Time Difference Measurement Information* IE all the remaining neighbouring cells with no measurement result available in the COMMON MEASUREMENT INITIATION RESPONSE message. For all available measurement results, the Node B shall include in the *Successful Neighbouring Cell SFN-SFN Observed Time Difference Measurement Information* IE the *SFN-SFN Quality* IE and the *SFN-SFN Drift Rate Quality* IE, if available.

If the *Common Measurement Type* IE is set to "UTRAN GPS Timing of Cell Frames for UE Positioning" and the *Report Characteristics* IE is set to "On Demand" or "On Modification", the Node B shall include in the *T<sub>UTRAN-GPS</sub> Measurement Value Information* IE the *T<sub>UTRAN-GPS</sub> Quality* IE and the *T<sub>UTRAN-GPS</sub> Drift Rate Quality* IE, if available.

If the *Common Measurement Type* IE is set to "Received Total Wide Band Power for Cell Portion", "Transmitted Carrier Power for Cell Portion", "Transmitted carrier power of all codes not used for HS-PDSCH, HS-SCCH, E-AGCH, E-RGCH or E-HICH transmission for Cell Portion", "HS-DSCH Required Power for Cell Portion" or "HS-DSCH Provided Bit Rate for Cell Portion" and the *Report Characteristics* IE is set to "On Demand", all the available measurement results for each cell portion shall be included in the COMMON MEASUREMENT INITIATION RESPONSE message.

### 8.2.8.3 Unsuccessful Operation



**Figure 12: Common Measurement Initiation procedure, Unsuccessful Operation**

If the requested measurement cannot be initiated, the Node B shall send a COMMON MEASUREMENT INITIATION FAILURE message over the Node B Control Port. The message shall include the same Measurement ID that was used in the COMMON MEASUREMENT INITIATION REQUEST message and the *Cause* IE set to an appropriate value.

Typical cause values are as follows:

**Radio Network Layer Cause:**

- Measurement not supported for the object.
- Measurement Temporarily not Available

### 8.2.8.4 Abnormal Conditions

The allowed combinations of the Common Measurement Type received in the *Common Measurement Type* IE and the Common Measurement Object Type received in the COMMON MEASUREMENT INITIATION REQUEST message are shown in the table below. For not allowed combinations, the Node B shall regard the Common Measurement Initiation procedure as failed.



**Table 3a: Allowed Common Measurement Type and Common Measurement Object Type combinations**

Common Measurement Type	Common Measurement Object Type		
	Cell	RACH	Power Local Cell Group
Received Total Wide Band Power	X		
Transmitted Carrier Power	X		
Acknowledged PRACH Preambles		X	
UL Timeslot ISCP	X		
UTRAN GPS Timing of Cell Frames for UE Positioning	X		
SFN-SFN Observed Time Difference	X		
[TDD - Transmitted carrier power of all codes not used for HS-PDSCH or HS-SCCH transmission] [FDD - Transmitted carrier power of all codes not used for HS-PDSCH, HS-SCCH, E-AGCH, E-RGCH or E-HICH transmission]	X		
HS-DSCH Required Power	X		
HS-DSCH Provided Bit Rate	X		
Received Total Wide Band Power for Cell Portion	X		
Transmitted Carrier Power for Cell Portion	X		
Transmitted carrier power of all codes not used for HS-PDSCH, HS-SCCH, E-AGCH, E-RGCH or E-HICH transmission for Cell Portion	X		
UpPTS interference	1.28 Mcps TDD only		
DL Transmission Branch Load	FDD only		FDD only
HS-DSCH Required Power for Cell Portion	X		
HS-DSCH Provided Bit Rate for Cell Portion	X		
E-DCH Provided Bit Rate	FDD only		
E-DCH Non-serving Relative Grant Down Commands	FDD only		

[TDD - If the Common Measurement Type requires the Time Slot Information but the [3.84Mcps TDD - *Time Slot IE*] [1.28Mcps TDD - *Time Slot LCR IE*] is not present in the COMMON MEASUREMENT INITIATION REQUEST message, the Node B shall regard the Common Measurement Initiation procedure as failed.]

If the COMMON MEASUREMENT INITIATION REQUEST message contains the *SFN-SFN Measurement Threshold Information IE* (in the *Measurement Threshold IE* contained in the *Report Characteristics IE*) and it does not contain at least one IE, the Node B shall reject the procedure using the COMMON MEASUREMENT INITIATION FAILURE message.

If the COMMON MEASUREMENT INITIATION REQUEST message contains the *T<sub>UTRAN-GPS Measurement Threshold Information IE</sub>* (in the *Measurement Threshold IE* contained in the *Report Characteristics IE*) and it does not contain at least one IE, the Node B shall reject the procedure using the COMMON MEASUREMENT INITIATION FAILURE message.

If the *Common Measurement Type IE* is set to "SFN-SFN Observed Time Difference", but the *Neighbouring Cell Measurement Information IE* is not received in the COMMON MEASUREMENT INITIATION REQUEST message, the Node B shall regard the Common Measurement Initiation procedure as failed.

If the *Common Measurement Type IE* is set to "UTRAN GPS Timing of Cell Frames for UE Positioning", but the *T<sub>UTRAN-GPS Measurement Accuracy Class IE</sub>* in the *Common Measurement Accuracy IE* is not included in the COMMON

MEASUREMENT INITIATION REQUEST message, the Node B shall regard the Common Measurement Initiation procedure as failed.

If the *Common Measurement Type* IE is not set to "UTRAN GPS Timing of Cell Frames for UE Positioning" and the *Common Measurement Accuracy* IE is included in the COMMON MEASUREMENT INITIATION REQUEST message, the Node B shall regard the Common Measurement Initiation procedure as failed.

The allowed combinations of the Common Measurement Type and Report Characteristics Type are shown in the table below marked with "X". For not allowed combinations, the Node B shall regard the Common Measurement Initiation procedure as failed.

Table 4: Allowed Common Measurement Type and Report Characteristics Type combinations

Common Measurement Type	Report Characteristics Type								
	On Demand	Periodic	Event A	Event B	Event C	Event D	Event E	Event F	On Modification
Received Total Wide Band Power	X	X	X	X	X	X	X	X	
Transmitted Carrier Power	X	X	X	X	X	X	X	X	
Acknowledged PRACH Preambles	X	X	X	X	X	X	X	X	
UL Timeslot ISCP	X	X	X	X	X	X	X	X	
UTRAN GPS Timing of Cell Frames for UE Positioning	X	X							X
SFN-SFN Observed Time Difference	X	X							X
[TDD – Transmitted carrier power of all codes not used for HS-PDSCH or HS-SCCH transmission] [FDD - Transmitted carrier power of all codes not used for HS-PDSCH, HS-SCCH, E-AGCH, E-RGCH or E-HICH transmission]	X	X	X	X	X	X	X	X	
HS-DSCH Required Power	X	X	X	X			X	X	
HS-DSCH Provided Bit Rate	X	X							
Received Total Wide Band Power for Cell Portion	X	X	X	X	X	X	X	X	
Transmitted Carrier Power for Cell Portion	X	X	X	X	X	X	X	X	
Transmitted carrier power of all codes not used for HS-PDSCH, HS-SCCH, E-AGCH, E-RGCH or E-HICH transmission for Cell Portion	X	X	X	X	X	X	X	X	
UpPTS interference	X	X	X	X	X	X	X	X	
DL Transmission Branch Load	X	X	X	X			X	X	
HS-DSCH Required Power for Cell Portion	X	X	X	X			X	X	
HS-DSCH Provided Bit Rate for Cell Portion	X	X							
E-DCH Provided Bit Rate	X	X							
E-DCH Non-serving Relative Grant Down Commands	X	X	X	X			X	X	

If the *SFN* IE is included in the COMMON MEASUREMENT INITIATION REQUEST message and the *Report Characteristics* IE is other than "Periodic", "On Demand" or "On Modification", the Node B shall regard the Common Measurement Initiation procedure as failed.

## 8.2.9 Common Measurement Reporting

### 8.2.9.1 General

This procedure is used by the Node B to report the result of measurements requested by the CRNC with the Common Measurement Initiation procedure.

### 8.2.9.2 Successful Operation



**Figure 13: Common Measurement Reporting procedure, Successful Operation**

If the requested measurement reporting criteria are met, the Node B shall initiate the Common Measurement Reporting procedure. The COMMON MEASUREMENT REPORT message shall use the Node B Control Port.

The *Measurement ID* IE shall be set to the Measurement ID provided by the CRNC when initiating the measurement with the Common Measurement Initiation procedure.

If the achieved measurement accuracy does not fulfil the given accuracy requirement (see ref.[22] and [23]) or the measurement is temporarily not available in case Measurement Recovery Behavior is supported, the *Common Measurement Value Information* IE shall indicate Measurement not Available. If the Node B was configured to perform the Measurement Recovery Behavior, the Node B shall indicate Measurement Available to the CRNC when the achieved measurement accuracy again fulfils the given accuracy requirement (see ref. [22] and [23]) and include the *Measurement Recovery Report Indicator* IE in the COMMON MEASUREMENT REPORT message if the requested measurement reporting criteria are not met.

For measurements included in the *Successful Neighbouring Cell SFN-SFN Observed Time Difference Measurement Information* IE, the Node B shall include the *SFN-SFN Quality* IE and the *SFN-SFN Drift Rate Quality* IE if available.

If the Common Measurement Type provided by RNC when initiating the measurement with the Common Measurement Initiation procedure was "UTRAN GPS Timing of Cell Frames for UE Positioning", then the Node B shall include in the *T<sub>UTRAN-GPS</sub> Measurement Value Information* IE the *T<sub>UTRAN-GPS</sub> Quality* IE and the *T<sub>UTRAN-GPS</sub> Drift Rate Quality* IE, if available.

For Received Total Wide Band Power for Cell Portion, Transmitted Carrier Power for Cell Portion, Transmitted carrier power of all codes not used for HS-PDSCH or HS-SCCH transmission for Cell Portion measurements, HS-DSCH Required Power for Cell Portion, HS-DSCH Provided Bit Rate for Cell Portion, all the available measurement results for each cell portion shall be included in the COMMON MEASUREMENT REPORT message.

### 8.2.9.3 Abnormal Conditions

-

## 8.2.10 Common Measurement Termination

### 8.2.10.1 General

This procedure is used by the CRNC to terminate a measurement previously requested by the Common Measurement Initiation procedure.

### 8.2.10.2 Successful Operation



**Figure 14: Common Measurement Termination procedure, Successful Operation**

This procedure is initiated with a COMMON MEASUREMENT TERMINATION REQUEST message, sent from the CRNC to the Node B using the Node B Control Port.

Upon reception, the Node B shall terminate reporting of common measurements corresponding to the received *Measurement ID* IE.

### 8.2.10.3 Abnormal Conditions

-

## 8.2.11 Common Measurement Failure

### 8.2.11.1 General

This procedure is used by the Node B to notify the CRNC that a measurement previously requested by the Common Measurement Initiation procedure can no longer be reported.

### 8.2.11.2 Successful Operation



**Figure 15: Common Measurement Failure procedure, Successful Operation**

This procedure is initiated with a COMMON MEASUREMENT FAILURE INDICATION message, sent from the Node B to the CRNC using the Node B Control Port, to inform the CRNC that a previously requested measurement can no longer be reported. The Node B has locally terminated the indicated measurement.

### 8.2.11.3 Abnormal Conditions

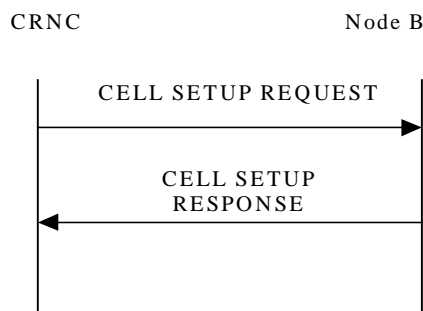
-

## 8.2.12 Cell Setup

### 8.2.12.1 General

This procedure is used to set up a cell in the Node B. The CRNC takes the cell, identified via the *C-ID* IE, into service and uses the resources in the Node B identified via the *Local Cell ID* IE.

### 8.2.12.2 Successful Operation



**Figure 16: Cell Setup procedure, Successful Operation**

The procedure is initiated with a CELL SETUP REQUEST message sent from the CRNC to the Node B using the Node B Control Port. Upon Reception, the Node B shall reserve the necessary resources and configure the new cell according to the parameters given in the message.

[FDD - If the CELL SETUP REQUEST message includes one or more *Secondary CPICH Information* IE, the Node B shall configure and activate the Secondary CPICH(s) in the cell according to received configuration data.]

The *Maximum Transmission Power* IE value shall be stored in the Node B and, at any instance of time, the total maximum output power in the cell shall not be above this value.

[FDD - If the *Closed Loop Timing Adjustment Mode* IE is included in the CELL SETUP REQUEST message, the value shall be stored in the Node B and applied when closed loop Feed-Back mode diversity is used on DPCH.]

[TDD - If the *Reference SFN Offset* IE is included in the CELL SETUP REQUEST message, the Node B where a reference clock is connected shall consider the SFN derived from the synchronisation port and the reference offset for reference time setting. All other Node Bs shall ignore the *Reference SFN Offset* IE if included.]

[FDD - If the *IPDL Parameter Information* IE is included in the CELL SETUP REQUEST message, the parameters defining IPDL shall be stored in the Node B and applied according to the *IPDL Indicator* IE value. If the *Burst Mode Parameters* IE is included in the *IPDL FDD Parameters* IE, the IPDL shall be operated in burst mode according to ref [10].]

[3.84Mcps TDD - If the *IPDL Parameter Information* IE containing *IPDL TDD Parameters* IE is included in the CELL SETUP REQUEST message, the parameters defining IPDL in 3.84Mcps TDD mode shall be stored in the Node B and applied according to the *IPDL Indicator* IE value. If the *Burst Mode Parameters* IE is included in the *IPDL TDD Parameters* IE, the IPDL shall be operated in burst mode according to ref [21].]

[1.28Mcps TDD - If the *IPDL Parameter Information LCR* IE containing *IPDL TDD Parameters LCR* IE is included in the CELL SETUP REQUEST message, the parameters defining IPDL in 1.28Mcps TDD mode shall be stored in the Node B and applied according to the *IPDL Indicator* IE value. If the *Burst Mode Parameters* IE is included in the *IPDL TDD Parameters LCR* IE, the IPDL shall be operated in burst mode according to ref [21].]

When the cell is successfully configured, the Node B shall store the *Configuration Generation ID* IE value and send a CELL SETUP RESPONSE message as a response.

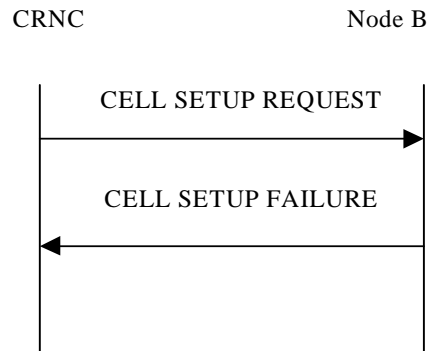
[FDD - When the cell is successfully configured the CPICH(s), Primary SCH, Secondary SCH, Primary CCPCH and BCH exist.][3.84Mcps TDD - When the cell is successfully configured the SCH, Primary CCPCH and BCH exist and the switching-points for the 3.84Mcps TDD frame structure are defined.][1.28Mcps TDD - When the cell is

successfully configured, the DwPCH, Primary CCPCH and BCH exist and the switching-points for the 1.28Mcps TDD frame structure are defined.] The cell and the channels shall be set to the state Enabled [6].

[TDD - The Node B shall ignore the *DPCH/PUSCH/PRACH Constant Value* IEs.]

[FDD - If the CELL SETUP REQUEST message includes *Cell Portion Information* IE, the Node B shall associate *Associated Secondary CPICH* IE to the cell portion indicated by *Cell Portion ID* IE and the *Maximum Transmission Power for Cell Portion* IE value shall be stored in the Node B and at any instance of time the total maximum output power in the cell portion indicated by *Cell Portion ID* IE shall not be above this value.]

### 8.2.12.3 Unsuccessful Operation



**Figure 17: Cell Setup procedure: Unsuccessful Operation**

If the Node B cannot set up the cell according to the information given in CELL SETUP REQUEST message the CELL SETUP FAILURE message shall be sent to the CRNC.

In this case, the cell is Not Existing in the Node B. The Configuration Generation ID shall not be changed in the Node B.

The *Cause* IE shall be set to an appropriate value.

Typical cause values are as follows:

#### Radio Network Layer Cause:

- S-CPICH not supported
- Requested Tx Diversity Mode not supported
- Power level not supported
- Node B Resources unavailable
- IPDL not supported

#### Miscellaneous Cause:

- O&M Intervention
- Control processing overload
- HW failure

### 8.2.12.4 Abnormal Conditions

If the state of the cell already is Enabled or Disabled [6] when the CELL SETUP REQUEST message is received in the Node B, it shall reject the configuration of the cell and all channels in the CELL SETUP REQUEST message by sending a CELL SETUP FAILURE message with the *Cause* IE set to "Message not compatible with receiver state".

If the Local Cell on which the cell is mapped does not belong to a Power Local Cell Group and the requested maximum transmission power indicated by the *Maximum Transmission Power IE* exceeds the Maximum DL Power Capability of the Local Cell, the Node B shall consider the procedure as having failed and send a CELL SETUP FAILURE message to the CRNC.

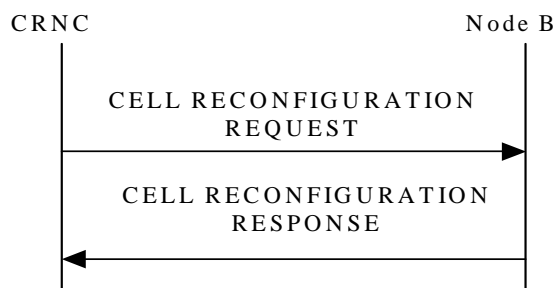
If the Local Cell on which the cell is mapped belongs to a Power Local Cell Group and the requested maximum transmission power indicated by *Maximum Transmission Power IE* exceeds the Maximum DL Power Capability of the Power Local Cell Group, the Node B shall consider the procedure as having failed and send a CELL SETUP FAILURE message to the CRNC.

## 8.2.13 Cell Reconfiguration

### 8.2.13.1 General

This procedure is used to reconfigure a cell in the Node B.

### 8.2.13.2 Successful Operation



**Figure 18: Cell Reconfiguration procedure, Successful Operation**

The procedure is initiated with a CELL RECONFIGURATION REQUEST message sent from the CRNC to the Node B using the Node B Control Port. Upon Reception, the Node B shall reconfigure the cell according to the parameters given in the message.

[FDD - If the CELL RECONFIGURATION REQUEST message includes the *Primary SCH Information IE*, the Node B shall reconfigure the Primary SCH power in the cell according to *Primary SCH Power IE* value.]

[FDD - If the CELL RECONFIGURATION REQUEST message includes the *Secondary SCH Information IE*, the Node B shall reconfigure the Secondary SCH power in the cell according to the *Secondary SCH Power IE* value.]

[FDD - If the CELL RECONFIGURATION REQUEST message includes the *Primary CPICH Information IE*, the Node B shall reconfigure the Primary CPICH power in the cell according to the *Primary CPICH Power IE* value. The Node B shall adjust all the transmitted power levels relative to the Primary CPICH power according to the new value.]

[FDD - If the CELL RECONFIGURATION REQUEST message includes one or more *Secondary CPICH Information IE*, the Node B shall reconfigure the power for each Secondary CPICH in the cell according to their *Secondary CPICH Power IE* value.]

[3.84Mcps TDD - If the CELL RECONFIGURATION REQUEST message includes the *SCH Information IE*, the Node B shall reconfigure the SCH power in the cell according to the *SCH Power IE* value.]

[TDD - If the CELL RECONFIGURATION REQUEST message includes the *Timing Advance Applied IE*, the Node B shall apply the necessary functions for Timing Advance in that cell including reporting of the Rx Timing Deviation measurement, according to the *Timing Advance Applied IE* value.]



[FDD - If the CELL RECONFIGURATION REQUEST message includes the *Primary CCPCH Information* IE, the Node B shall reconfigure the BCH power in the cell according to the *BCH Power* IE value.]

[TDD - If the CELL RECONFIGURATION REQUEST message includes the *PCCPCH Information* IE, the Node B shall reconfigure the P-CCPCH power in the cell according to the *PCCPCH Power* IE value. The Node B shall adjust all the transmitted power levels relative to the Primary CPPCH power according to the new value.]

If the CELL RECONFIGURATION REQUEST message includes the *Maximum Transmission Power* IE, the value shall be stored in the Node B and at any instance of time the total maximum output power in the cell shall not be above this value.

[3.84Mcps TDD - If the CELL RECONFIGURATION REQUEST message includes the *Time Slot Configuration* IE, the Node B shall reconfigure switching-point structure in the cell according to the *Time Slot* IE value.]

[1.28Mcps TDD - If the CELL RECONFIGURATION REQUEST message includes the *Time Slot Configuration LCR* IE, the Node B shall reconfigure switching-point structure in the cell according to the *Time Slot LCR* IE value.]

[TDD - If the CELL RECONFIGURATION REQUEST message includes any of the *DPCH/PUSCH/PRACH Constant Value* IEs, the Node B shall ignore them]

[1.28Mcps TDD - If the CELL RECONFIGURATION REQUEST message includes the *DwPCH Information* IE, the Node B shall reconfigure the DwPCH power in the Cell according to the *DwPCH Power* IE]

[FDD - If the CELL RECONFIGURATION REQUEST message includes the *IPDL Parameter Information* IE with the *IPDL Indicator* IE set to the value "Active" the Node B shall apply the IPDL in that cell according to the latest received parameters defined by the *IPDL FDD Parameters* IE. If the *Burst Mode Parameters* IE is included in the *IPDL FDD Parameters* IE, the IPDL shall be operated in burst mode according to ref [10].]

[3.84Mcps TDD - If the CELL RECONFIGURATION REQUEST message includes the *IPDL Parameter Information* IE with the *IPDL Indicator* IE set to the value "Active", the Node B shall apply the IPDL in that cell according to the latest received parameters defined by the *IPDL TDD Parameters* IE. If the *Burst Mode Parameters* IE is included in the *IPDL TDD Parameters* IE, the IPDL shall be operated in burst mode according to ref [21].]

[1.28Mcps TDD - If the CELL RECONFIGURATION REQUEST message includes the *IPDL Parameter Information LCR* IE with the *IPDL Indicator* IE set to the value "Active", the Node B shall apply the IPDL in that cell according to the latest received parameters defined by the *IPDL TDD Parameters LCR* IE. If the *Burst Mode Parameters* IE is included in the *IPDL TDD Parameters LCR* IE, the IPDL shall be operated in burst mode according to ref [21].]

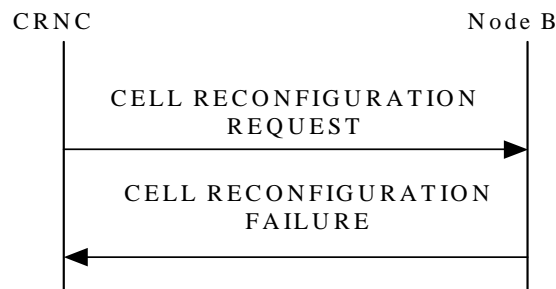
If the CELL RECONFIGURATION REQUEST message includes the *IPDL Parameter Information* IE with the *IPDL Indicator* IE set to the value "Inactive", the Node B shall deactivate the ongoing IPDL.

When the cell is successfully reconfigured, the Node B shall store the new *Configuration Generation ID* IE value and send a CELL RECONFIGURATION RESPONSE message as a response.

If the CELL RECONFIGURATION REQUEST message includes the *Synchronisation Configuration* IE, the Node B shall reconfigure the indicated parameters in the cell according to the value of the *N\_INSYNC\_IND*, *N\_OUTSYNC\_IND* and *T\_RLFAILURE* IEs. When the parameters in the *Synchronisation Configuration* IE affect the thresholds applied to a RL set, the Node B shall immediately apply the new thresholds. When applying the new thresholds, the Node B shall not change the state or value of any of the timers and counters for which the new thresholds apply.

[FDD - If the CELL RECONFIGURATION REQUEST message includes *Cell Portion Information* IE, the *Maximum Transmission Power for Cell Portion* IE value shall be stored in the Node B and at any instance of time the total maximum output power in the cell portion indicated by *Cell Portion ID* IE shall not be above this value.]

### 8.2.13.3 Unsuccessful Operation



**Figure 19: Cell Reconfiguration procedure: Unsuccessful Operation**

If the Node B cannot reconfigure the cell according to the information given in CELL RECONFIGURATION REQUEST message, the CELL RECONFIGURATION FAILURE message shall be sent to the CRNC.

In this case, the Node B shall keep the old configuration of the cell and the Configuration Generation ID shall not be changed in the Node B.

The *Cause* IE shall be set to an appropriate value.

Typical cause values are as follows:

**Radio Network Layer Cause:**

- Power level not supported
- Node B Resources unavailable
- IPDL not supported

**Miscellaneous Cause:**

- O&M Intervention
- Control processing overload
- HW failure

### 8.2.13.4 Abnormal Conditions

If the *IPDL Indicator* IE set to the value "Active" is included in the CELL RECONFIGURATION REQUEST message and there is active IPDL ongoing in the Node B, the Node B shall respond with the CELL RECONFIGURATION FAILURE message with the cause value "IPDL already activated".

If the *IPDL Indicator* IE set to the value "Active" is included in the CELL RECONFIGURATION REQUEST message and there is no IPDL stored in the Node B defining the IPDL, the Node B shall respond with the CELL RECONFIGURATION FAILURE message with the cause value "IPDL parameters not available".

If the Local Cell on which the cell is mapped does not belong to of a Power Local Cell Group and the requested maximum transmission power indicated by the *Maximum Transmission Power* IE exceeds the Maximum DL Power Capability of the Local Cell, the Node B shall consider the procedure as having failed and send a CELL RECONFIGURATION FAILURE message to the CRNC.

If the Local Cell on which the cell is mapped belongs to a Power Local Cell Group and the requested maximum transmission power indicated by *Maximum Transmission Power* IE exceeds the Maximum DL Power Capability of the

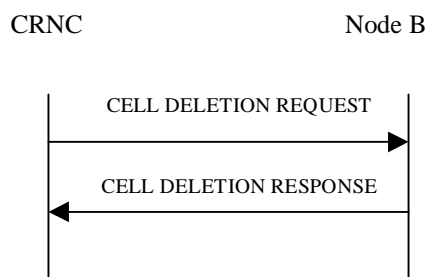
Power Local Cell Group, the Node B shall consider the procedure as having failed and send a CELL RECONFIGURATION FAILURE message to the CRNC.

## 8.2.14 Cell Deletion

### 8.2.14.1 General

This procedure is used to delete a cell in the Node B.

### 8.2.14.2 Successful Operation



**Figure 20: Cell Deletion procedure, Successful Operation**

The procedure is initiated with a CELL DELETION REQUEST message sent from the CRNC to the Node B using the Node B Control Port. Upon reception, the Node B shall remove the cell and any remaining common and dedicated channels within the cell. The states for the cell and the deleted common channels shall be set to Not Existing [6]. The Node B shall remove all Radio Links from the Cell and all Node B Communication Contexts that as a result do not have a Radio Link. The Node B shall also initiate release of the user plane transport bearers for the removed common and dedicated channels.

When the cell is deleted, the Node B shall send a CELL DELETION RESPONSE message as a response.

### 8.2.14.3 Unsuccessful Operation

-

### 8.2.14.4 Abnormal Conditions

If the CELL DELETION REQUEST message includes a *C-ID* IE value that is not existing in the Node B, the Node B shall respond with the CELL DELETION RESPONSE message.

## 8.2.15 Resource Status Indication

### 8.2.15.1 General

This procedure is used in the following cases:

1. When a Local Cell becomes Existing at the Node B.
2. When a Local Cell is to be deleted in Node B, i.e. becomes Not Existing.
3. When the capabilities of the Local Cell change at the Node B.
4. When a cell has changed its capability and/or its resource operational state at the Node B.
5. When common physical channels and/or common transport channels have changed their capabilities at the Node B.
6. When a Communication Control Port has changed its resource operational state at the Node B.

7. When a Local Cell Group has changed its resource capability at the Node B.

Each of the above cases shall trigger a Resource Status Indication procedure and the RESOURCE STATUS INDICATION message shall contain the logical resources affected for that case and the cause value when applicable.

### 8.2.15.2 Successful Operation



**Figure 21: Resource Status Indication procedure, Successful Operation**

The procedure is initiated with a RESOURCE STATUS INDICATION message sent from the Node B to the CRNC using the Node B Control Port.

#### Local Cell Becomes Existing:

When a Local Cell becomes Existing at the Node B, the Node B shall make it available to the CRNC by sending a RESOURCE STATUS INDICATION message containing a "No Failure" Indication, the *Local Cell ID* IE and the *Add/Delete Indicator* IE set equal to "Add".

When the capacity credits and consumption laws are shared between several Local Cells, the Node B includes the *Local Cell Group ID* IE for the Local Cell. If the *Local Cell Group Information* IE has not already been reported in a previous RESOURCE STATUS INDICATION message, the Node B shall include the capacity credits and the consumption laws in the *Local Cell Group Information* IE [FDD - , including also the E-DCH capacity consumption law, if E-DCH is supported].

If the *Local Cell* IE contains both the *DL Or Global Capacity Credit* IE and the *UL Capacity Credit* IE, then the internal resource capabilities of the Local Cell are modelled independently in the Uplink and Downlink direction. If the *UL Capacity Credit* IE is not present, then the internal resource capabilities of the Local Cell are modelled as shared resources between Uplink and Downlink. If the *Local Cell Group Information* IE contains both the *DL Or Global Capacity Credit* IE and the *UL Capacity Credit* IE, then the internal resource capabilities of the Local Cell Group are modelled independently in the Uplink and Downlink direction. If the *UL Capacity Credit* IE is not present, then the internal resource capabilities of the Local Cell Group are modelled as shared resources between Uplink and Downlink.

If the Node B internal power resources are pooled for a group of Local Cells, the Node B shall include the *Power Local Cell Group ID* IE for the Local Cell. If the *Power Local Cell Group Information* IE has not already been reported in a previous RESOURCE STATUS INDICATION message, the Node B shall include this IE for the concerned Power Local Cell Group in this message. Furthermore, the sum of the Maximum DL Power Capability of all the Local Cells belonging to the same Power Local Cell Group shall not exceed the Maximum DL Power Capability of the concerned Power Local Cell Group.

If the Local Cell is HSDPA-capable when it becomes Existing, the Node B shall include the *HSDPA Capability* IE set to "HSDPA Capable" for the Local Cell.

[FDD - If the Local Cell is E-DCH-capable when it becomes Existing, the Node B shall include the *E-DCH Capability* IE set to "E-DCH Capable" for the Local Cell.]

[FDD - If the Local Cell is F-DPCH-capable when it becomes Existing, the Node B shall include the *F-DPCH Capability* IE set to "F-DPCH Capable" for the Local Cell.]

#### Local Cell Deletion:

When a Local Cell is to be deleted in the Node B, i.e. becomes Not Existing, the Node B shall withdraw the Local Cell from the CRNC by sending a RESOURCE STATUS INDICATION message containing a "No Failure" Indication, the *Local Cell ID* IE and the *Add/Delete Indicator* IE set to "Delete". The Node B shall not withdraw a previously configured cell at the Node B that the CRNC had configured using the Cell Setup procedure, until the CRNC has deleted that cell at the Node B using the Cell Delete procedure.

**Capability Change of a Local Cell:**

When the capabilities of a Local Cell change at the Node B, the Node B shall report the new capability by sending a RESOURCE STATUS INDICATION message containing a "Service Impacting" Indication and the *Local Cell ID* IE.

The Node B shall include the *Minimum DL Power Capability* IE when it is known by the Node B.

If the maximum DL power capability of the Local Cell has changed, the new capability shall be indicated in the *Maximum DL Power Capability* IE.

If the DL capability for supporting the minimum spreading factor has changed, the new capability shall be indicated in the *Minimum Spreading Factor* IE.

[TDD - If the availability of the Reference clock connected to a Local Cell has changed, the new availability condition shall be indicated in the *Reference Clock Availability* IE.]

The *Cause* IE in the RESOURCE STATUS INDICATION message shall be set to the appropriate value.

If the internal resource capabilities of the Local Cell are affected, it shall be reported in the following way:

- If the internal resource capabilities of the Local Cell are modelled as shared resources between Uplink and Downlink, the new capacity shall be reported in the *DL Or Global Capacity Credit* IE.
- If the internal resource capabilities of the Local Cell are modelled independently in the Uplink and Downlink direction, then the *DL Or Global Capacity Credit* IE and the *UL Capacity Credit* IE shall be present in the RESOURCE STATUS INDICATION.

If the Capacity Consumption Law for Common Channels has changed for the Local Cell, the new law shall be reported by the Node B in the *Common Channels Capacity Consumption Law* IE.

If the Capacity Consumption Law for Dedicated Channels has changed for the Local Cell, the new law shall be reported by the Node B in the *Dedicated Channels Capacity Consumption Law* IE.

[FDD - If the Capacity Consumption Law for E-DCH has changed for the Local Cell, the new law shall be reported by the Node B in the *E-DCH Capacity Consumption Law* IE.]

If the HSDPA capability has changed for the Local Cell, the new capability shall be indicated in the *HSDPA Capability* IE.

[FDD - If the E-DCH capability has changed for the Local Cell, the new capability shall be indicated in the *E-DCH Capability* IE.]

[FDD - If the F-DPCH capability has changed for the Local Cell, the new capability shall be indicated in the *F-DPCH Capability* IE.]

**Capability Change of a Cell:**

When the capabilities and/or resource operational state of a cell changes at the Node B, the Node B shall report the new capability and/or resource operational state by sending a RESOURCE STATUS INDICATION message containing a "Service Impacting" Indication, the *Resource Operational State* IE and the *Availability Status* IE. The *Cause* IE in the RESOURCE STATUS INDICATION message shall be set to the appropriate value.

**Capability Change of a Common Physical Channel and/or Common Transport Channel:**

The Node B shall not delete any common or dedicated channels due to the cell being "Disabled". For all affected common and dedicated channels, the Node B shall report the impact to the CRNC with the relevant procedures.

When the capabilities and/or resource operational state of common physical channels and/or common transport channels have changed, the Node B shall report the new capability and/or resource operational state by sending a RESOURCE STATUS INDICATION message containing a "Service Impacting" Indication, the *Resource Operational State* IE and the *Availability Status* IE set to appropriate values for the affected channel(s). The *Cause* IE in the RESOURCE STATUS INDICATION message shall be set to the appropriate value.

When a power value for a common physical channel and/or a common transport channel becomes beyond the supported power value range due to a change in capability in the Node B, it shall be reported to the CRNC in the RESOURCE STATUS INDICATION message, with the *Resource Operational State* IE set to "Enabled", the *Availability Status* IE

set to "Degraded" and the *Cause* IE set to "Power level not supported". Affected channels shall use the nearest power value that is supported.

#### **Capability Change of a Communication Control Port:**

When the resource operational state of a Communication Control Port has changed, the Node B shall report the new resource operational state by sending a RESOURCE STATUS INDICATION message containing a "Service Impacting" Indication and the *Communication Control Port ID* IE. The *Cause* IE in the RESOURCE STATUS INDICATION message shall be set to the appropriate value.

#### **Capability Change of HS-DSCH Resources:**

When the resource operational state of the HS-DSCH resources has changed, the Node B shall report the new resource operational state by sending a RESOURCE STATUS INDICATION message containing a "Service Impacting" Indication. The *Cause* IE in the RESOURCE STATUS INDICATION message shall be set to the appropriate value.

#### **Capability Change of a Local Cell Group:**

When the resource capabilities of a Local Cell Group change at the Node B, the Node B shall report the new capability by sending a RESOURCE STATUS INDICATION message containing a "Service Impacting" Indication and the *Local Cell Group Information* IE reporting the change. The *Cause* IE in the RESOURCE STATUS INDICATION message shall be set to an appropriate value. If the RESOURCE STATUS INDICATION message contains both the *DL Or Global Capacity Credit* IE and the *UL Capacity Credit* IE, then the internal resource capabilities of the Node B are modelled independently in the Uplink and Downlink direction. If the *UL Capacity Credit* IE is not present, then the internal resource capabilities of the Node B are modelled as shared resources between Uplink and Downlink.

If the Capacity Consumption Law for Common Channels has changed for the Local Cell Group, the new law shall be reported by the Node B in the *Common Channels Capacity Consumption Law* IE.

If the Capacity Consumption Law for Dedicated Channels has changed for the Local Cell Group, the new law shall be reported by the Node B in the *Dedicated Channels Capacity Consumption Law* IE.

[FDD - If the Capacity Consumption Law for E-DCH has changed for the Local Cell Group, the new law shall be reported by the Node B in the *E-DCH Capacity Consumption Law* IE.]

#### **Capability Change of a Power Local Cell Group:**

When the power capability of a Power Local Cell Group changes at the Node B, the Node B shall report the new capability by sending a RESOURCE STATUS INDICATION message with the *Indication Type* IE set equal to "Service Impacting" and the *Power Local Cell Group Information* IE reporting the change. The *Cause* IE in the RESOURCE STATUS INDICATION message shall be set to an appropriate value. In this case, the Node B shall also include the *Maximum DL Power Capability* IE in the *Local Cell Information* IE for all the Local Cells belonging to the concerned Power Local Cell Group. Furthermore, the sum of the Maximum DL Power Capability of all the Local Cells belonging to the same Power Local Cell Group shall not exceed the Maximum DL Power Capability of the concerned Power Local Cell Group.

#### **General:**

When the RESOURCE STATUS INDICATION message is used to report an error, only one cause value for all reported objects can be sent in one message. When the RESOURCE STATUS INDICATION message is used to clear errors, only all errors for one object can be cleared per message. It is not possible to clear one out of several errors for one object.

### 8.2.15.3 Abnormal Conditions

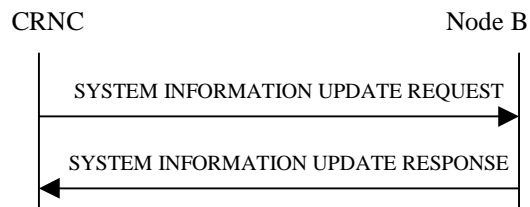
-

## 8.2.16 System Information Update

### 8.2.16.1 General

The System Information Update procedure performs the necessary operations in order for the Node B to apply the correct scheduling of and/or to include the appropriate contents to the system information segments broadcast on the BCCH.

### 8.2.16.2 Successful Operation



**Figure 22: System Information Update procedure, Successful Operation**

The procedure is initiated with a SYSTEM INFORMATION UPDATE REQUEST message sent from the CRNC to the Node B using the Node B Control Port.

The Node B shall consider the requested updates to the BCCH schedule in the same order as the MIB/SB/SIB information is included in the SYSTEM INFORMATION UPDATE REQUEST message.

If the SYSTEM INFORMATION UPDATE REQUEST message includes the *BCCH Modification Time* IE, the updates to the BCCH schedule (possibly consisting of IB occurrence additions, IB occurrence deletions and IB occurrence contents updates) indicated in the SYSTEM INFORMATION UPDATE REQUEST message shall be applied by the Node B at the first time instance starting from the SFN value set by the *BCCH Modification Time* IE. If no *BCCH Modification Time* IE is included, the updates to the BCCH schedule shall be applied as soon as possible.

#### Information Block addition:

If the SYSTEM INFORMATION UPDATE REQUEST message includes segments of a certain MIB/SB/SIB, the Node B shall assume that all segments for that Information Block are included in the message and ordered with increasing Segment Index (starting from 0). For each included segment, segment type information and *IB SG POS* IE are also given in the SYSTEM INFORMATION UPDATE REQUEST message.

The Node B shall determine the correct cell system frame number(s) (SFN) for transmission of the segments of system information, from the scheduling parameters provided in the SYSTEM INFORMATION UPDATE REQUEST message. The SFN for transmitting the segments shall be determined by the *IB SG REP* IE and *IB SG POS* IE such that:

$$- \text{SFN mod IB\_SG\_REP} = \text{IB\_SG\_POS}$$

If the SYSTEM INFORMATION UPDATE REQUEST message contains Master Information Block (MIB) segments in addition to SIB or SB segments, the MIB segments shall first be sent in the physical channel by the Node B. Once these MIB segments have been sent in the physical channel, the updated SB/SIB segments shall then be sent in the physical channel.

Only if the inclusion of each new IB segment in the BCCH schedule leads to a valid segment combination according to [18], the Node B shall accept the system information update.

If the *SIB Originator* IE value is set to "Node B", the Node B shall create the SIB segment of the SIB type given by the *IB Type* IE and autonomously update the SIB segment and apply the scheduling and repetition as given by the *IB SG REP* IE and *IB SG POS* IE.

SIBs originating from the Node B can only be SIBs containing information that the Node B can obtain on its own.

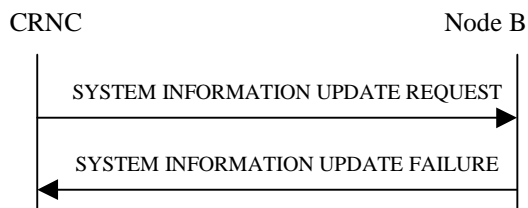
#### Information Block deletion:

If an IB Deletion is indicated in an instance of *MIB/SB/SIB information* IE in the SYSTEM INFORMATION UPDATE REQUEST message, the Node B shall delete the IB indicated by the *IB Type* IE and *IB OC ID* IE from the transmission schedule on BCCH.

**Information Block update:**

If the SYSTEM INFORMATION UPDATE REQUEST message contains segments for an IB without *IB SG REP* IE and *IB SG POS* IE and there is already an IB in the BCCH schedule with the same IB Type and IB OC ID which is not requested to be deleted from the BCCH schedule by an IB deletion indicated in a *MIB/SB/SIB information* IE repetition present in the SYSTEM INFORMATION UPDATE REQUEST message before the IB segments are included, then the Node B shall only update the contents of the IB segments without any modification in segment scheduling.

If the Node B successfully completes the updating of the physical channel scheduling cycle according to the parameters given in the SYSTEM INFORMATION UPDATE REQUEST message, it shall respond to the CRNC with a SYSTEM INFORMATION UPDATE RESPONSE message.

**8.2.16.3 Unsuccessful Operation**

**Figure 23: System Information Update procedure, Unsuccessful Operation**

If the Node B is unable to update the physical channel scheduling cycle according to all the parameters given in the SYSTEM INFORMATION UPDATE REQUEST message, it shall respond with a SYSTEM INFORMATION UPDATE FAILURE message with an appropriate cause value.

The Node B shall not incorporate any of the requested changes into the physical channel scheduling cycle, and the previous system information configuration shall remain intact.

Typical cause values are:

**Radio Network Layer Cause:**

- SIB Origination in Node B not Supported

**Miscellaneous Cause:**

- Hardware failure
- Control Processing overload
- O&M Intervention

**8.2.16.4 Abnormal Conditions**

The Node B shall reject, with the cause value "SIB origination in Node B not supported", requests for Node B originated system information blocks that make use of a value tag.

The Node B shall reject the requested update with cause value "BCCH scheduling error" if:

- After having handled a certain *MIB/SB/SIB information* IE repetition, an illegal BCCH schedule results;
- If a *MIB/SB/SIB Information* IE repetition includes an *IB SG REP* IE or an *IB SG POS* IE and there is already an IB in the BCCH schedule with the same IB Type and IB OC ID which is not requested to be deleted from the BCCH schedule by an IB deletion indicated in a *MIB/SB/SIB information* IE repetition present in the SYSTEM INFORMATION UPDATE REQUEST message before the IB addition is indicated. This rule shall apply even if the scheduling instructions in *IB SG REP* IE and *IB SG POS* IE were the same as the current scheduling instructions for the concerned IB;
- If a *MIB/SB/SIB Information* IE repetition includes no *IB SG REP* IE and *IB SG POS* IE and there is no IB in the BCCH schedule with the same IB Type and IB OC ID;



- If a *MIB/SB/SIB Information* IE repetition includes no *IB SG REP* IE and *IB SG POS* IE and there is already an IB in the BCCH schedule with the same IB Type and IB OC ID but it is requested to be deleted from the BCCH schedule by an IB deletion indicated in a *MIB/SB/SIB information* IE repetition present in the SYSTEM INFORMATION UPDATE REQUEST message before the IB addition is indicated.

## 8.2.17 Radio Link Setup

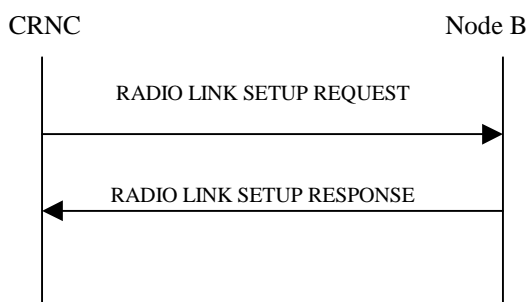
### 8.2.17.1 General

This procedure is used for establishing the necessary resources for a new Node B Communication Context in the Node B.

[FDD - The Radio Link Setup procedure is used to establish one or more radio links. The procedure establishes one or more DCHs on all radio links, and in addition, it can include the establishment of an HS-DSCH on one radio link and it can include the establishment of an E-DCH on one or more radio links.]

[TDD - The Radio Link Setup procedure is used to establish one radio link including one or more transport channels. The transport channels can be a mix of DCHs, DSCHs, and USCHs, or DCHs and an HS-DSCH, including also combinations where one or more transport channel types are not present.]

### 8.2.17.2 Successful Operation



**Figure 24: Radio Link Setup procedure, Successful Operation**

The procedure is initiated with a RADIO LINK SETUP REQUEST message sent from the CRNC to the Node B using the Node B Control Port.

Upon reception of the RADIO LINK SETUP REQUEST message, the Node B shall reserve necessary resources and configure the new Radio Link(s) according to the parameters given in the message.

The Node B shall prioritise resource allocation for the RL(s) to be established according to Annex A.

#### Transport Channels Handling:

##### DCH(s):

[TDD - If the *DCH Information* IE is present, the Node B shall configure the new DCH(s) according to the parameters given in the message.]

If the RADIO LINK SETUP REQUEST message includes a *DCH Information* IE with multiple *DCH Specific Info* IEs, then the Node B shall treat the DCHs in the *DCH Information* IE as a set of co-ordinated DCHs. The Node B shall include these DCHs in the new configuration only if it can include all of them in the new configuration.

If the *DCH Specific Info* IE includes the *Unidirectional DCH Indicator* IE set to "Uplink DCH only", the Node B shall ignore the *Transport Format Set* IE for the downlink for this DCH. As a consequence this DCH is not included as a part of the downlink CCTrCH.

If the *DCH Specific Info* IE includes the *Unidirectional DCH Indicator* IE set to "Downlink DCH only", the Node B shall ignore the *Transport Format Set* IE for the uplink for this DCH. As a consequence this DCH is not included as a part of the uplink CCTrCH.

[FDD - For DCHs which do not belong to a set of co-ordinated DCHs with the *QE-Selector* IE set to "selected", the Transport channel BER from that DCH shall be the base for the QE in the UL data frames. If no Transport channel BER is available for the selected DCH, the Physical channel BER shall be used for the QE, ref. [16]. If the *QE-Selector* IE is set to "non-selected", the Physical channel BER shall be used for the QE in the UL data frames, ref. [16].]

For a set of co-ordinated DCHs, the Transport channel BER from the DCH with the *QE-Selector* IE set to "selected" shall be used for the QE in the UL data frames, ref. [16]. [FDD - If no Transport channel BER is available for the selected DCH, the Physical channel BER shall be used for the QE, ref. [16]. If all DCHs have *QE-Selector* IE set to "non-selected", the Physical channel BER shall be used for the QE, ref. [16]].

The Node B shall use the included *UL FP Mode* IE for a DCH or a set of co-ordinated DCHs as the FP Mode in the Uplink of the user plane for the DCH or the set of co-ordinated DCHs in the configuration.

The Node B shall use the included *ToAWS* IE for a DCH or a set of co-ordinated DCHs as the Time of Arrival Window Startpoint in the user plane for the DCH or the set of co-ordinated DCHs in the configuration.

The Node B shall use the included *ToAWE* IE for a DCH or a set of co-ordinated DCHs as the Time of Arrival Window Endpoint in the user plane for the DCH or the set of co-ordinated DCHs in the configuration.

The received *Frame Handling Priority* IE specified for each Transport Channel should be used when prioritising between different frames in the downlink on the radio interface in congestion situations within the Node B once the new RL(s) has been activated.

If the *TNL QoS* IE is included for a DCH or a set of co-ordinated DCHs and if ALCAP is not used, the *TNL QoS* IE may be used by the Node B to determine the transport bearer characteristics to apply in the uplink between the Node B and the CRNC for the related DCH or set of co-ordinated DCHs.

[FDD - The *Diversity Control Field* IE indicates for each RL (except the first RL in the message) whether the Node B shall combine the concerned RL or not.

- If the *Diversity Control Field* IE is set to "May", the Node B shall decide for either of the alternatives.
- If the *Diversity Control Field* IE is set to "Must", the Node B shall combine the RL with one of the other RL.
- If the *Diversity Control Field* IE is set to "Must not", the Node B shall not combine the RL with any other existing RL.

The signalled *Diversity Control Field* IE is applied to Dedicated Transport Channels (DCH) only. In case of E-DCH it shall always be assumed to be set to "Must". When a new RL is to be combined, the Node B shall choose which RL(s) to combine it with.]

[FDD - In the RADIO LINK SETUP RESPONSE message, the Node B shall indicate for each RL with the Diversity Indication in the *RL Information Response* IE whether the RL is combined or not.]

- [FDD - In case of not combining with a RL previously listed in the RADIO LINK SETUP RESPONSE message or for the first RL in the RADIO LINK SETUP RESPONSE message, and if the *DCH Indicator For E-DCH-HSDPA Operation* IE is not included in the RADIO LINK SETUP REQUEST message, the Node B shall include in the *DCH Information Response* IE in the RADIO LINK SETUP RESPONSE message the *Binding ID* IE and *Transport Layer Address* IE for the transport bearer to be established for each DCH of this RL.]
- [FDD - For the first E-DCH RL in the RADIO LINK SETUP RESPONSE message, the Node B shall include in the *E-DCH FDD Information Response* IE in the RADIO LINK SETUP RESPONSE message the *Binding ID* IE and *Transport Layer Address* IE for the transport bearer to be established for each E-DCH MAC-d flow of this RL.]
- [FDD - Otherwise in case of combining, the *RL ID* IE indicates (one of) the RL(s) previously listed in this RADIO LINK SETUP RESPONSE message with which the concerned RL is combined and if the ALCAP is not used, the *Transport Layer Address* IE and the *Binding ID* IE in the *RL Specific DCH Information* IE included in the *RL Information* IE for a specific RL in the RADIO LINK SETUP REQUEST message, shall not be used. In case of combining an E-DCH RL, one of the RLs previously

listed in this RADIO LINK SETUP RESPONSE message including the *E-DCH FDD Information Response* IE shall be regarded as the RL with which the concerned E-DCH RL is combined.]

[TDD - The Node B shall include in the *DCH Information Response* IE in the RADIO LINK SETUP RESPONSE message the *Binding ID* IE and *Transport Layer Address* IE for the transport bearer to be established for each DCH of this RL.]

In the case of a set of co-ordinated DCHs, the *Binding ID* IE and the *Transport Layer Address* IE shall be specified for only one of the DCHs in the set of co-ordinated DCHs.

#### [TDD - DSCH(s)]:

[TDD - If the *DSCH Information* IE is present, the Node B shall configure the new DSCH(s) according to the parameters given in the message.]

[TDD - If the RADIO LINK SETUP REQUEST message includes the *Transport Layer Address* IE and *Binding ID* IE in the *DSCH Information* IE, the Node B may use the transport layer address and the binding identifier received from the CRNC when establishing a transport bearer for the DSCH.]

[TDD - The Node B shall include in the *DSCH Information Response* IE in the RADIO LINK SETUP RESPONSE the *Binding ID* IE and the *Transport Layer Address* IE for the transport bearer to be established for each DSCH of this RL.]

#### [TDD - USCH(s)]:

[TDD - If the *USCH Information* IE is present, the Node B shall configure the new USCH(s) according to the parameters given in the message.]

[TDD - If the RADIO LINK SETUP REQUEST message includes the *Transport Layer Address* IE and *Binding ID* IE in the *USCH Information* IE, the Node B may use the transport layer address and the binding identifier received from the CRNC when establishing a transport bearer for the USCH.]

[TDD - If the RADIO LINK SETUP REQUEST message includes the *TNL QoS* IE in the *USCH Information* IE and if ALCAP is not used, the Node B may use the *TNL QoS* IE to determine the transport bearer characteristics to apply in the uplink for the related USCH.]

[TDD - If the *USCH Information* IE is present, the Node B shall include in the *USCH Information Response* IE in the RADIO LINK SETUP RESPONSE message the *Binding ID* IE and the *Transport Layer Address* IE for the transport bearer to be established for each USCH of this RL.]

#### HS-DSCH:

If the *HS-DSCH Information* IE is present in the RADIO LINK SETUP REQUEST message, then:

- The Node B shall setup the requested HS-PDSCH resources on the Serving HS-DSCH Radio Link indicated by the *HS-PDSCH RL ID* IE.
- The Node B shall include the *HARQ Memory Partitioning* IE in the [FDD – *HS-DSCH FDD Information Response* IE] [TDD – *HS-DSCH TDD Information Response* IE] in the RADIO LINK SETUP RESPONSE message.
- The Node B shall include in the RADIO LINK SETUP RESPONSE message the *Binding ID* IE and *Transport Layer Address* IE for establishment of transport bearer for every HS-DSCH MAC-d flow being established.
- If the RADIO LINK SETUP REQUEST message includes the *Transport Layer Address* IE and *Binding ID* IE in the *HS-DSCH Information* IE for an HS-DSCH MAC-d flow, then the Node B may use the transport layer address and the binding identifier received from the CRNC when establishing a transport bearer for the concerned HS-DSCH MAC-d flow.
- If the RADIO LINK SETUP REQUEST message includes the *MAC-hs Guaranteed Bit Rate* IE for a Priority Queue in the *HS-DSCH MAC-d Flows Information* IE in the *HS-DSCH Information* IE, then the Node B shall use this information to optimise MAC-hs scheduling decisions for the related HSDPA Priority Queue.

- If the RADIO LINK SETUP REQUEST message includes the *Discard Timer* IE for a Priority Queue in the *HS-DSCH MAC-d Flows Information* IE in the *HS-DSCH Information* IE, then the Node B shall use this information to discard out-of-date MAC-hs SDUs from the related HSDPA Priority Queue.
- The Node B shall include the *HS-DSCH Initial Capacity Allocation* IE in the [FDD – *HS-DSCH FDD Information Response* IE] [TDD – *HS-DSCH TDD Information Response* IE] in the RADIO LINK SETUP RESPONSE message for every HS-DSCH MAC-d flow being established, if the Node B allows the CRNC to start transmission of MAC-d PDUs before the Node B has allocated capacity on user plane as described in [24].
- [FDD – If the RADIO LINK SETUP REQUEST message includes the *HS-SCCH Power Offset* IE in the *HS-DSCH Information* IE, then the Node B may use this value to determine the HS-SCCH power. The HS-SCCH Power Offset should be applied for any HS-SCCH transmission to this UE.]
- [FDD – If the RADIO LINK SETUP REQUEST message includes the *Measurement Power Offset* IE in the *HS-DSCH Information* IE, then the Node B shall use the measurement power offset as described in ref [10], subclause 6A.2.]
- [FDD – The Node B shall allocate HS-SCCH codes corresponding to the HS-DSCH and include the *HS-SCCH Specific Information Response* IE in the *HS-DSCH FDD Information Response* IE in the RADIO LINK SETUP RESPONSE message.]
- [TDD – The Node B shall allocate HS-SCCH parameters corresponding to the HS-DSCH and include the [3.84Mcps TDD - *HS-SCCH Specific Information Response* IE] [1.28Mcps TDD - *HS-SCCH Specific Information Response LCR* IE] in the *HS-DSCH TDD Information Response* IE in the RADIO LINK SETUP RESPONSE message.]
- [FDD – If the RADIO LINK SETUP REQUEST message includes the *HARQ Preamble Mode* IE in the *HS-DSCH Information* IE, then the Node B shall use the indicated HARQ Preamble Mode as described in [10], if HS-DPCCH ACK/NACK preamble and postamble is supported. Then, in this case, if the mode 1 is applied, the Node B shall include the *HARQ Preamble Mode Activation Indicator* IE in the *HS-DSCH Information Response* IE in the RADIO LINK SETUP RESPONSE message. If the *HARQ Preamble Mode* IE is not included or if the mode 0 is applied, then the Node B shall not include the *HARQ Preamble Mode Activation Indicator* IE in the RADIO LINK SETUP RESPONSE message.]
- [1.28Mcps TDD - If the RADIO LINK SETUP REQUEST message includes the *HS-SICH SIR Target* IE in the *HS-DSCH Information* IE, the Node B shall use this value to determine the HS-SICH SIR Target. The *HS-SICH SIR Target* IE indicates the received UL SIR target of HS-SICH NACK for this UE.]

**[FDD - E-DCH]:**

[FDD - If the *E-TFCS Information* IE in the *E-DPCH Information* IE contains the *E-DCH Minimum Set E-TFCI* IE the Node B shall use the value for the related resource allocation operation.]

[FDD – If the *E-DCH FDD Information* IE is present in the RADIO LINK SETUP REQUEST message:]

- [FDD – The Node B shall setup the requested E-DCH resources on the Radio Links indicated by the *E-DCH RL Indication* IE, set to "E-DCH", in the *RL Information* IE.]
- [FDD – If the RADIO LINK SETUP REQUEST message includes the *HARQ Process Allocation For 2ms Scheduled Transmission Grant* IE, the Node B shall use this information for the related resource allocation operation.]
- [FDD – If the RADIO LINK SETUP REQUEST message includes the *Transport Layer Address* IE and *Binding ID* IE in the *RL specific E-DCH FDD Information* IE for an E-DCH MAC-d flow, then the Node B may use the transport layer address and the binding identifier received from the CRNC when establishing a transport bearer for the concerned E-DCH MAC-d flow.]
- [FDD – If the RADIO LINK SETUP REQUEST message includes the *MAC-es Guaranteed Bit Rate* IE in the *E-DCH Logical Channel Information* IE in the *E-DCH FDD Information* IE, then the Node B shall use this information to optimise MAC-e scheduling decisions for the related reordering queue.]

- [FDD - If the RADIO LINK SETUP REQUEST message includes the *E-DCH MAC-d Flow Multiplexing List* IE for an E-DCH MAC-d flow the Node B shall use this information for the related resource allocation operation.]
- [FDD - If in the RADIO LINK SETUP REQUEST message the E-DCH Grant Type is indicated as being "E-DCH Non-Scheduled Transmission Grant" for an E-DCH MAC-d flow the Node B shall assume non-scheduled grants being configured for that E-DCH MAC-d flow and shall use the information within the *HARQ Process Allocation For 2ms Non-Scheduled Transmission Grant* IE, if included, for the related resource allocation operation.]
- [FDD - If in the RADIO LINK SETUP REQUEST message the E-DCH Grant Type is indicated as being "E-DCH Scheduled Transmission Grant" the Node B shall assume scheduled grants being configured for the concerned E-DCH MAC-d flow.]
- [FDD – If the *TNL QoS* IE is included for an E-DCH MAC-d flow and if ALCAP is not used, the *TNL QoS* IE may be used by the Node B to determine the transport bearer characteristics to apply in the uplink for the related MAC-d flow.]
- [FDD – The Node B may include the *E-AGCH And E-RGCH/E-HICH FDD Scrambling Code* IE and shall include the *E-RGCH/E-HICH Channelisation Code* IE and the corresponding *E-HICH Signature Sequence* IE and the Node B may include the corresponding *E-RGCH Signature Sequence* IE in the *E-DCH FDD DL Control Channel Information* IE in the RADIO LINK SETUP RESPONSE message for every RL indicated by the *E-DCH RL Indication* IE, set to "E-DCH", in the *RL Information* IE.]
- [FDD – If the RADIO LINK SETUP REQUEST message includes the *Serving E-DCH RL* IE indicating that the Serving E-DCH RL is in this Node B]
  - [FDD - The Node B shall allocate a primary E-RNTI identifier or a secondary E-RNTI identifier or both for the corresponding RL and include these E-RNTI identifiers and the channelisation code of the corresponding E-AGCH in the *E-DCH FDD DL Control Channel Information* IE in the RADIO LINK SETUP RESPONSE message.]
  - [FDD - The Node B may include the *Serving Grant Value* IE and *Primary/Secondary Grant Selector* IE in the RADIO LINK SETUP RESPONSE message for the initial grant for the serving E-DCH RL.]
  - [FDD - If the E-DCH HARQ process allocation for 2ms TTI for scheduled and/or non-scheduled transmission shall be changed, the Node B shall allocate resources according to the new/changed configuration and include the new/changed configuration in the *E-DCH FDD Information Response* IE in the RADIO LINK SETUP RESPONSE message.]
- [FDD - If the RADIO LINK SETUP REQUEST message includes the *Bundling Mode Indicator* IE for an E-DCH MAC-d flow in the *E-DCH MAC-d Flow Specific Information* IE in the *E-DCH FDD Information* IE and the *Bundling Mode Indicator* IE is set to "Bundling" and the *E-TTI* IE is set to "2ms", then the Node B shall use the bundling mode for the E-DCH UL data frames for the related MAC-d flow, otherwise the Node B shall use the non-bundling mode for the E-DCH UL data frames for the related MAC-d flow.]
- [FDD - If the RADIO LINK SETUP REQUEST message includes the *E-DCH Maximum Bitrate* IE for an E-DCH, the Node B shall use this information for the related resource allocation operation, and when applicable, for E-DCH scheduling.]
- [FDD - If the RADIO LINK SETUP REQUEST message includes the *E-DCH Processing Overload Level* IE, then if the Node B could not decode the E-DPCCH/E-DPDCH for the last consecutive number of TTIs, indicated in the *E-DCH Processing Overload Level* IE, because of processing issue, the Node B shall notify the RNC by initiating the Radio Link Failure procedure.]
- [FDD – If the RADIO LINK SETUP REQUEST message includes the *E-DCH Reference Power Offset* IE, then the Node B may use this value as a default HARQ power offset if it is not able to decode the MAC-e PDU and to determine the value of the actual HARQ power offset.]
- [FDD – If the RADIO LINK SETUP REQUEST message includes the *E-AGCH Power Offset* IE in the *RL Specific E-DCH Information* IE, then the Node B may use this value to determine the E-AGCH power. The E-AGCH Power Offset should be applied for any E-AGCH transmission to this UE.]

- [FDD – If the RADIO LINK SETUP REQUEST message includes the *E-RGCH Power Offset* IE in the *RL Specific E-DCH Information* IE, then the Node B may use this value to determine the E-RGCH power for the RL. The E-RGCH Power Offset should be applied for any E-RGCH transmission to this UE.]
- [FDD – If the RADIO LINK SETUP REQUEST message includes the *E-HICH Power Offset* IE in the *RL Specific E-DCH Information* IE, then the Node B may use this value to determine the E-HICH power for the RL. The E-HICH Power Offset should be applied for any E-HICH transmission to this UE.]

**[FDD - E-DCH -HS-DSCH]:**

[FDD – If the RADIO LINK SETUP REQUEST message includes the *DCH Indicator For E-DCH-HSDPA Operation* IE, then the Node B shall ignore the *DCH Information* IE in the RADIO LINK SETUP REQUEST message.]

**Physical Channels Handling:**

**[FDD - Compressed Mode]:**

[FDD - If the RADIO LINK SETUP REQUEST message includes the *Transmission Gap Pattern Sequence Information* IE, the Node B shall store the information about the Transmission Gap Pattern Sequences to be used in the Compressed Mode Configuration. This Compressed Mode Configuration shall be valid in the Node B until the next Compressed Mode Configuration is configured in the Node B or the Node B Communication Context is deleted.]

[FDD - If the *Downlink Compressed Mode Method* IE in one or more Transmission Gap Pattern Sequence is set to "SF/2" in the RADIO LINK SETUP REQUEST message, the Node B shall use or not the alternate scrambling code as indicated for each DL Channelisation Code in the *Transmission Gap Pattern Sequence Code Information* IE.]

[FDD - If the RADIO LINK SETUP REQUEST message includes the *Transmission Gap Pattern Sequence Information* IE and the *Active Pattern Sequence Information* IE, the Node B shall use the information to activate the indicated Transmission Gap Pattern Sequence(s) in the new RL. The received *CM Configuration Change CFN* refers to the latest passed CFN with that value. The Node B shall treat the received *TGCFN* IEs as follows:]

- [FDD - If any received *TGCFN* IE has the same value as the received *CM Configuration Change CFN* IE, the Node B shall consider the concerned Transmission Gap Pattern Sequence as activated at that CFN.]
- [FDD - If any received *TGCFN* IE does not have the same value as the received *CM Configuration Change CFN* IE but the first CFN after the *CM Configuration Change CFN* with a value equal to the *TGCFN* IE has already passed, the Node B shall consider the concerned Transmission Gap Pattern Sequence as activated at that CFN.]
- [FDD - For all other Transmission Gap Pattern Sequences included in the *Active Pattern Sequence Information* IE, the Node B shall activate each Transmission Gap Pattern Sequence at the first CFN after the *CM Configuration Change CFN* with a value equal to the *TGCFN* IE for the Transmission Gap Pattern Sequence.]

[FDD - If the RADIO LINK SETUP REQUEST message includes the *Transmission Gap Pattern Sequence Information* IE and the *Active Pattern Sequence Information* IE and the concerned Node B Communication Context is configured to use F-DPCH in the downlink, the Node B shall ignore, when activating the Transmission Gap Pattern Sequence(s), the information provided by the *Downlink Compressed Mode Method* IE if included for the concerned Transmission Gap Pattern Sequence(s).]

**[FDD - DL Code Information]:**

[FDD - When more than one DL DPDCH is assigned per RL, the segmented physical channel shall be mapped on to DL DPDCHs according to [8]. When  $p$  number of DL DPDCHs are assigned to each RL, the first pair of DL Scrambling Code and FDD DL Channelisation Code number corresponds to "*PhCH number 1*", the second to "*PhCH number 2*", and so on until the  $p$ th to "*PhCH number p*".]

**[TDD - PDSCH RL ID]:**

[TDD - If the *PDSCH RL ID* IE is included in RADIO LINK SETUP REQUEST message, the Node B shall use the PDSCH RL ID as an identifier for the PDSCH and/or PUSCH in this radio link.]

**[FDD – Phase Reference Handling]:**

[FDD – If the RADIO LINK SETUP REQUEST message includes the *Primary CPICH Usage For Channel Estimation* IE and has the value "Primary CPICH shall not be used", the Node B shall assume that the UE is not using the Primary CPICH for channel estimation. If the RADIO LINK SETUP REQUEST message does not include the *Primary CPICH Usage For Channel Estimation* IE or includes the *Primary CPICH Usage For Channel Estimation* IE and has the value "Primary CPICH may be used", the Node B shall assume that the UE may use the Primary CPICH for channel estimation.]

[FDD – If the RADIO LINK SETUP REQUEST message includes the *Secondary CPICH Information* IE, the Node B shall assume that the UE may use the Secondary CPICH indicated by the *Common Physical Channel ID* IE for channel estimation.]

**General:**

[FDD - If the *Propagation Delay* IE is included, the Node B may use this information to speed up the detection of L1 synchronisation.]

[FDD - The *UL SIR Target* IE included in the message shall be used by the Node B as initial UL SIR target for the UL inner loop power control.]

[1.28Mcps TDD - The *UL SIR Target* IE included in the message shall be used by the Node B as initial UL SIR target for the UL inner loop power control according [19] and [21].]

[FDD - If the received *Limited Power Increase* IE is set to "Used", the Node B shall, if supported, use Limited Power Increase according to ref. [10] subclause 5.2.1 for the inner loop DL power control.]

[1.28Mcps TDD - If the *UL CCH Information* IE includes the *TDD TPC UL Step Size* IE, the Node B shall configure the uplink TPC step size according to the parameters given in the message.]

[1.28 Mcps TDD - The Node B shall configure the HS-SCCH TPC step size to the same value as the *TDD TPC DL Step Size* IE of the lowest numbered DL CCH whose *DL CCH Information* IE includes the *TDD TPC DL Step Size* IE.]

**[FDD - DPCH Handling]:**

[FDD – If the *UL DPDCH Indicator For E-DCH Operation* IE is set to "UL DPDCH not present", the *Min UL Channelisation Code Length* IE, the *Puncture Limit* IE and the *TFCS* IE within the *UL DPCH Information* IE shall be ignored and no UL DPDCH resources shall be allocated.]

[FDD – If the RADIO LINK SETUP REQUEST message includes the *DL DPCH Information* IE, then the Node B shall configure the concerned Node B Communication Context to use DPCH in the downlink, i.e. with a DL DPCCH and a DL DPDCH.]

[FDD – If the RADIO LINK SETUP REQUEST message includes the *F-DPCH Information* IE, then the Node B shall configure the concerned Node B Communication Context to use F-DPCH in the downlink, i.e. with transmission of only the TPC field.]

**Radio Link Handling:**

**[FDD - Transmit Diversity]:**

[FDD - When the *Diversity Mode* IE is set to "STTD" or "Closedloop mode1", the Node B shall activate/deactivate the Transmit Diversity for each Radio Link in accordance with the *Transmit Diversity Indication* IE]

**DL Power Control:**

[FDD - The Node B shall start any DL transmission using the initial DL power specified in the message on each DL DPCH or on the F-DPCH of the RL until either UL synchronisation on the Uu interface is achieved for the RLS or Power Balancing is activated. No inner loop power control or balancing shall be performed during this period. The DL power shall then vary according to the inner loop power control (see ref.[10], subclause 5.2.1.2) and the power control procedure (see subclause 8.3.7), but shall always be kept within the

maximum and minimum limit specified in the RADIO LINK SETUP REQUEST message. If the Node B Communication Context is configured to use DPCH in the downlink, during compressed mode, the  $\delta P_{curr}$ , as described in ref.[10] subclause 5.2.1.3, shall be added to the maximum DL power for the associated compressed frame.]

[FDD - If the *DPC Mode* IE is present in the RADIO LINK SETUP REQUEST message, the Node B shall apply the DPC mode indicated in the message and be prepared that the DPC mode may be changed during the lifetime of the RL. If the *DPC Mode* IE is not present in the RADIO LINK SETUP REQUEST message, DPC mode 0 shall be applied (see ref. [10]).]

[3.84 Mcps TDD - The Node B shall determine the initial CCTrCH DL power for each DCH type CCTrCH by the following rule: If the *CCTrCH Initial DL Transmission Power* IE is included for that CCTrCH, then the Node B shall use that power for the initial CCTrCH DL power, otherwise the initial CCTrCH DL power is the *Initial DL Transmission Power* IE included in the *RL Information* IE. The Node B shall start any DL transmission on each DCH type CCTrCH using the initial CCTrCH DL power, as determined above, on each DL DPCH and on each Time Slot of the CCTrCH until the UL synchronisation on the Uu interface is achieved for the CCTrCH. No inner loop power control shall be performed during this period. The DL power shall then vary according to the inner loop power control (see ref.[21], subclause 4.2.3.4), but shall always be kept within the maximum and minimum limit specified in the RADIO LINK SETUP REQUEST message.]

[3.84 Mcps TDD - The Node B shall determine the maximum DL power for each DCH type CCTrCH by the following rule: If the *CCTrCH Maximum DL Transmission Power* IE is included for that CCTrCH, then the Node B shall use that power for the maximum DL power, otherwise the maximum DL power is the *Maximum DL Power* IE included in the *RL Information* IE.]

[3.84 Mcps TDD - The Node B shall determine the minimum DL power for each DCH type CCTrCH by the following rule: If the *CCTrCH Minimum DL Transmission Power* IE is included for that CCTrCH, then the Node B shall use that power for the minimum DL power, otherwise the minimum DL power is the *Minimum DL Power* IE included in the *RL Information* IE.]

[3.84 Mcps TDD - The initial power, maximum power, and minimum power for DSCH type CCTrCH shall be determined as follows:

- If the DSCH type CCTrCH is paired with an uplink CCTrCH(s) for inner loop power control, the minimum, maximum and initial power for each PDSCH is determined in the same way as described above for DCH type CCTrCHs.
- If the DSCH type CCTrCH is not paired with an uplink CCTrCH(s) for inner loop power control, the PDSCH transmission power is DSCH Data Frame Protocol signalled [24], with the maximum value determined in the same way as described above for DCH type CCTrCHs. The minimum and initial powers, however, are subject to control by the CRNC via the frame protocol].

[1.28 Mcps TDD - The Node B shall determine the initial DL power for each timeslot within the DCH type CCTrCH by the following rule: If the *Initial DL Transmission Power* IE is included in the *DL Timeslot Information LCR* IE, then the Node B shall use that power for the Initial DL Power and ignore the *DL Time Slot ISCP info LCR* IE, otherwise the initial DL Power is the *Initial DL Transmission Power* IE included in the *RL Information* IE and if *DL Time Slot ISCP info LCR* IE is present, the Node B shall use the indicated value when deciding the initial DL TX Power for each timeslot as specified in [21], it shall reduce the DL TX power in those downlink timeslots of the radio link where the interference is low, and increase the DL TX power in those timeslots where the interference is high, while keeping the total downlink power in the radio link unchanged. The Node B shall start any DL transmission on each timeslot within each DCH type CCTrCH using the initial DL power, as determined above, on each DL DPCH and on each timeslot of the CCTrCH until the UL synchronisation on the Uu interface is achieved for the CCTrCH. No inner loop power control shall be performed during this period. The DL power shall then vary according to the inner loop power control (see ref.[21], subclause 5.1.2.4), but shall always be kept within the maximum and minimum limit specified in the RADIO LINK SETUP REQUEST message.]

[1.28 Mcps TDD - The Node B shall determine the maximum DL power for each timeslot within the DCH type CCTrCH by the following rule: If the *Maximum DL Power* IE is included in the *DL Timeslot Information LCR* IE, then the Node B shall use that power for the maximum DL power, otherwise the maximum DL power is the *Maximum DL Power* IE included in the *RL Information* IE.]

[1.28 Mcps TDD - The Node B shall determine the minimum DL power for each timeslot within the DCH type CCTrCH by the following rule: If the *Minimum DL Power* IE is included in the *DL Timeslot*



*Information LCR* IE, then the Node B shall use that power for the minimum DL power, otherwise the minimum DL power is the *Minimum DL Power* IE included in the *RL Information* IE.]

[1.28Mcps TDD – The Node B shall determine the initial power for each timeslot within the DSCH type CCTrCH by the following rule: If both the *CCTrCH Initial DL Transmission Power* IE, included in the *DL CCTrCH Information* IE, and the *DL Time Slot ISCP Info LCR* IE, included in the *RL Information* IE, are included then the Node B shall use that power for the PDSCH and ignore the *Initial DL Transmission Power* IE included in the *RL Information* IE, otherwise the initial DL Power is the *Initial DL Transmission Power* IE included in the *RL Information* IE and if *DL Time Slot ISCP info LCR* IE is present, the Node B shall use the indicated value when deciding the initial DL TX Power for each timeslot as specified in [21], it shall reduce the DL TX power in those downlink timeslots of the radio link where the interference is low, and increase the DL TX power in those timeslots where the interference is high, while keeping the total downlink power in the radio link unchanged. The Node B shall start any DL transmission on each timeslot within each DSCH type CCTrCH using the initial DL power, as determined above, on each DL PDSCH and on each timeslot of the CCTrCH until the UL synchronisation on the Uu interface is achieved for the CCTrCH. No inner loop power control shall be performed during this period. The DL power shall then vary according to the inner loop power control (see ref.[21], subclause 5.1.2.4), but shall always be kept within the maximum and minimum limit specified in the RADIO LINK SETUP REQUEST message.]

[1.28 Mcps TDD - The Node B shall determine the maximum DL power for each timeslot within the DSCH type CCTrCH by the following rule: If the *CCTrCH Maximum DL Transmission Power* IE, included in the *DL CCTrCH Information* IE, is included then the Node B shall use that power for the maximum DL power, otherwise the maximum DL power is the *Maximum DL Power* IE included in the *RL Information* IE.]

[1.28 Mcps TDD - The Node B shall determine the minimum DL power for each timeslot within the DSCH type CCTrCH by the following rule: If the *CCTrCH Minimum DL Transmission Power* IE, included in the *DL CCTrCH Information* IE, is included then the Node B shall use that power for the minimum DL power, otherwise the minimum DL power is the *Minimum DL Power* IE included in the *RL Information* IE.]

[3.84Mcps TDD - If the *DL Time Slot ISCP Info* IE is present, the Node B shall use the indicated value when deciding the initial DL TX Power for each timeslot as specified in [21], i.e. it shall reduce the DL TX power in those downlink timeslots of the radio link where the interference is low, and increase the DL TX power in those timeslots where the interference is high, while keeping the total downlink power in the radio link unchanged].

[FDD - If the received *Inner Loop DL PC Status* IE is set to "Active", the Node B shall activate the inner loop DL power control for all RLs. If *Inner Loop DL PC Status* IE is set to "Inactive", the Node B shall deactivate the inner loop DL power control for all RLs according to ref. [10].]

[FDD - If the RADIO LINK SETUP REQUEST message includes the *DL Power Balancing Information* IE and the *Power Adjustment Type* IE is set to "Common" or "Individual", the Node B shall activate the power balancing, if activation of power balancing by the RADIO LINK SETUP REQUEST message is supported, according to subclause 8.3.7, using the *DL Power Balancing Information* IE. If the Node B starts the DL transmission and the activation of the power balancing at the same CFN, the initial power of the power balancing, i.e.  $P_{min}$  shall be set to the power level indicated by the *Initial DL Transmission Power* IE.]

[FDD - If activation of power balancing by the RADIO LINK SETUP REQUEST message is supported by the Node B, the Node B shall include the *DL Power Balancing Activation Indicator* IE in the *RL Information Response* IE in the RADIO LINK SETUP RESPONSE message.]

#### **[1.28Mcps TDD - Uplink Synchronisation Parameters LCR]:**

[1.28Mcps TDD - If the RADIO LINK SETUP REQUEST message contains the *Uplink Synchronisation Parameters LCR* IE, the Node B shall use the indicated values of *Uplink Synchronisation StepSize* IE and *Uplink Synchronisation Frequency* IE when evaluating the timing of the UL synchronisation.]

#### **General:**

If the RADIO LINK SETUP REQUEST message includes the *RL Specific DCH Information* IE, the Node B may use the transport layer address and the binding identifier received from the CRNC when establishing a transport bearer for the DCH or the set of co-ordinated DCHs.

The Node B shall start reception on the new RL(s) after the RLs are successfully established.

[FDD – If the RADIO LINK SETUP REQUEST message includes the *Synchronisation Indicator* IE, set to "Timing Maintained Synchronisation", the Node B shall use synchronisation procedure B according to subclause 4.3.2.4 in [10].]

[FDD - If the RADIO LINK SETUP REQUEST message includes the *Initial DL DPCH Timing Adjustment Allowed* IE, then the Node B may perform an initial DL DPCH Timing Adjustment (i.e. perform a timing advance or a timing delay with respect to the SFN timing) on a Radio Link. In this case, the Node B shall include, for the concerned Radio Link(s), the *Initial DL DPCH Timing Adjustment* IE in the *Radio Link Information Response* IE in the RADIO LINK SETUP RESPONSE message.]

#### [FDD - Radio Link Set Handling]:

[FDD - The *First RLS Indicator* IE indicates if the concerned RL shall be considered part of the first RLS established towards this UE. The *First RLS Indicator* IE shall be used by the Node B together with the value of the *DL TPC Pattern 01 Count* IE which the Node B has received in the Cell Setup procedure, to determine the initial TPC pattern in the DL of the concerned RL and all RLs which are part of the same RLS, as described in [10], section 5.1.2.2.1.2.]

[FDD - For each RL not having a common generation of the TPC commands in the DL with another RL, the Node B shall assign the *RL Set ID* IE included in the RADIO LINK SETUP RESPONSE message a value that uniquely identifies the RL Set within the Node B Communication Context. In case of E-DCH, the generation of E-HICH related information for RLs in different RL Sets shall not be common.]

[FDD - For all RLs having a common generation of the TPC commands in the DL with another RL, the Node B shall assign the *RL Set ID* IE included in the RADIO LINK SETUP RESPONSE message the same value. This value shall uniquely identify the RL Set within the Node B Communication Context. In case of E-DCH, the generation of E-HICH information for all RLs in a RL Set shall be common.]

[FDD - The UL out-of-sync algorithm defined in [10] shall, for each of the established RL Set(s), use the maximum value of the parameters *N\_OUTSYNC\_IND* and *T\_RLFAILURE* that are configured in the cells supporting the radio links of the RL Set. The UL in-sync algorithm defined in [10] shall, for each of the established RL Set(s), use the minimum value of the parameters *N\_INSYNC\_IND*, that are configured in the cells supporting the radio links of the RL Set.]

[FDD - For all RLs having a common generation of E-RGCH information with another RL, or are candidates for a common generation of E-RGCH information with another RL, when this Node B would contain the E-DCH serving RL, the Node B shall assign to each RL the same value for the *E-DCH RL Set ID* IE, included in the RADIO LINK SETUP RESPONSE message, to uniquely identify these RLs as members of the same E-DCH RL Set within the Node B Communication Context.]

#### Response Message:

If the RLs are successfully established, the Node B shall and respond with a RADIO LINK SETUP RESPONSE message.

After sending the RADIO LINK SETUP RESPONSE message the Node B shall continuously attempt to obtain UL synchronisation on the Uu interface.

For each RL for which the *Delayed Activation* IE is not included in the RADIO LINK SETUP REQUEST message, the Node B shall:

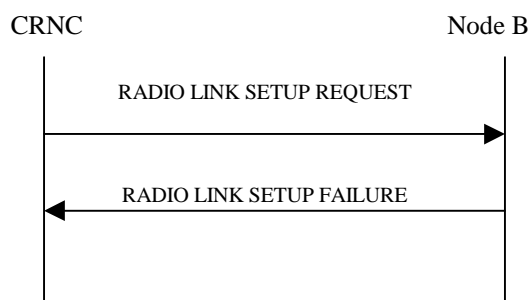
- [FDD - start transmission on the DL DPDCH(s) of the new RL as specified in [16].]
- [TDD - start transmission on the new RL immediately as specified in [16].]

For each RL for which the *Delayed Activation* IE is included in the RADIO LINK SETUP REQUEST message, the Node B shall:

- if the *Delayed Activation* IE indicates "Separate Indication":
  - not start any DL transmission for the concerned RL on the Uu interface;
- if the *Delayed Activation* IE indicates "CFN":
  - [FDD - start transmission on the DL DPDCH(s) of the new RL as specified in [16], however never before the CFN indicated in the *Activation CFN* IE.]

- [TDD - start transmission on the new RL at the CFN indicated in the *Activation CFN* IE as specified in [16].]

### 8.2.17.3 Unsuccessful Operation



**Figure 25: Radio Link Setup procedure, Unsuccessful Operation**

If the establishment of at least one radio link is unsuccessful, the Node B shall respond with a RADIO LINK SETUP FAILURE message. The message contains the failure cause in the *Cause* IE.

[FDD - If some radio links were established successfully, the Node B shall indicate this in the RADIO LINK SETUP FAILURE message in the same way as in the RADIO LINK SETUP RESPONSE message. In this case, the Node B shall include the *Communication Control Port Id* IE in the RADIO LINK SETUP FAILURE message.]

[FDD - If the RL identified by the *HS-PDSCH RL ID* IE is a radio link in the Node B and this RL is successfully established, then the Node B shall include the *HS-DSCH FDD Information Response* IE in the RADIO LINK SETUP FAILURE message.]

Typical cause values are as follows:

#### Radio Network Layer Cause:

- Combining not supported
- Combining Resources not available
- Requested Tx Diversity Mode not supported
- Number of DL codes not supported
- Number of UL codes not supported
- UL SF not supported
- DL SF not supported
- Dedicated Transport Channel Type not supported
- Downlink Shared Channel Type not supported
- Uplink Shared Channel Type not supported
- CM not supported
- DPC mode change not supported
- Delayed Activation not supported
- F-DPCH not supported.

#### Transport Layer Cause:

- Transport Resources Unavailable

#### Miscellaneous Cause:

- O&M Intervention
- Control processing overload
- HW failure

#### 8.2.17.4 Abnormal Conditions

[FDD - If the RADIO LINK SETUP REQUEST message contains the *Active Pattern Sequence Information* IE, but the *Transmission Gap Pattern Sequence Information* IE is not present, then the Node B shall reject the procedure using the RADIO LINK SETUP FAILURE message.]

If more than one DCH of a set of co-ordinated DCHs has the *QE-Selector* IE set to "selected" [TDD – or no DCH of a set of co-ordinated DCHs has the *QE-Selector* IE set to "selected"], the Node B shall regard the Radio Link Setup procedure as failed and shall respond with a RADIO LINK SETUP FAILURE message.

If the RADIO LINK SETUP REQUEST message includes a *DCH Information* IE with multiple *DCH Specific Info* IEs, and if the DCHs in the *DCH Information* IE do not have the same *Transmission Time Interval* IE in the *Semi-static Transport Format Information* IE, then the Node B shall reject the procedure using the RADIO LINK SETUP FAILURE message.

If the RADIO LINK SETUP REQUEST message includes the *Transport Layer Address* IE and the *Binding ID* IE in the *RL Specific DCH Information* IE or *RL Specific E-DCH Information* IE included in the *RL Information* IE for a specific RL and the *Diversity Control Field* IE is set to "Must", the Node B shall regard the Radio Link Setup procedure as failed and respond with the RADIO LINK SETUP FAILURE message.

If ALCAP is not used, if the RADIO LINK SETUP REQUEST message does not include the *Transport Layer Address* IE and the *Binding ID* IE in the *RL Specific DCH Information* IE in the *RL Information* IE for a specific RL and the *Diversity Control Field* IE is set to "May", the Node B shall reject the Radio Link Setup procedure and respond with the RADIO LINK SETUP FAILURE message.

If ALCAP is not used, if the RADIO LINK SETUP REQUEST message does not include the *Transport Layer Address* IE and the *Binding ID* IE in the *RL Specific DCH Information* IE in the *RL Information* IE for a specific RL and the *Diversity Control Field* IE is set to "Must Not", the Node B shall reject the Radio Link Setup procedure and respond with the RADIO LINK SETUP FAILURE message.

If the RADIO LINK SETUP REQUEST message contains the *Transport Layer Address* IE or the *Binding ID* IE, and not both are present for a transport bearer intended to be established, the Node B shall reject the procedure using the RADIO LINK SETUP FAILURE message.

If the RADIO LINK SETUP REQUEST message includes an *HS-PDSCH RL-ID* IE not referring to one of the radio links to be established, the Node B shall reject the procedure using the RADIO LINK SETUP FAILURE message.

If the RADIO LINK SETUP REQUEST message contains the *HS-DSCH Information* IE and if the Priority Queues associated with the same *HS-DSCH MAC-d Flow ID* IE have the same *Scheduling Priority Indicator* IE value, the Node B shall reject the procedure using the RADIO LINK SETUP FAILURE message.

[FDD – If the RADIO LINK SETUP REQUEST message includes the *Synchronisation Indicator* IE, set to "Timing Maintained Synchronisation", and if the *First RLS indicator* IE is set to "not first RLS", the Node B shall reject the procedure using the RADIO LINK SETUP FAILURE message.]

[FDD – If the RADIO LINK SETUP REQUEST message contains the *HS-DSCH Information* IE and if the *Measurement Power Offset* IE is not present, then the Node B shall reject the procedure using the RADIO LINK SETUP FAILURE message.]

[FDD - If the RADIO LINK SETUP REQUEST message contains the *F-DPCH Information* IE and the *DL DPCH Information* IE, then the Node B shall reject the procedure using the RADIO LINK SETUP FAILURE message.]

[FDD - If the concerned Node B Communication Context is configured to use F-DPCH in the downlink, if at least one Transmission Gap Pattern Sequence is configured with an SF/2 downlink compressed mode method in the Compressed Mode Configuration and if the RADIO LINK SETUP REQUEST message includes the *Transmission Gap Pattern Sequence Code Information* IE for any DL Channelisation Code, then the Node B shall reject the procedure using the RADIO LINK SETUP FAILURE message.]

[FDD – If the RADIO LINK SETUP REQUEST message includes the *Primary CPICH Usage For Channel Estimation* IE set to the value "Primary CPICH shall not be used" and doesn't include the *Secondary CPICH Information* IE, the Node B shall reject the procedure using the RADIO LINK SETUP FAILURE message.]

[FDD – If the RADIO LINK SETUP REQUEST message includes one of the *Not Used* IEs, the Node B shall reject the procedure using the RADIO LINK SETUP FAILURE message.]

[FDD – If the RADIO LINK SETUP REQUEST message contains the *E-DCH RL Indication* IE set to "E-DCH", but does not contain the *E-DCH FDD Information* IE, or if the message contains the *E-DCH FDD Information* IE, but does not contain the *E-DCH RL Indication* IE set to "E-DCH", then the Node B shall reject the procedure using the RADIO LINK SETUP FAILURE message.]

[FDD - If the RADIO LINK SETUP REQUEST message contains information which would configure a HS-DSCH Radio Link, but the Serving HS-DSCH Radio Link and the Serving E-DCH Radio Link are not in the same cell then the Node B shall reject the procedure using the RADIO LINK SETUP FAILURE message.]

[FDD - If the RADIO LINK SETUP REQUEST message contains information which would configure an E-DCH Radio Link, but the Serving HS-DSCH Radio Link and the Serving E-DCH Radio Link are not in the same cell then the Node B shall reject the procedure using the RADIO LINK SETUP FAILURE message.]

[FDD - If the RADIO LINK SETUP REQUEST message contains the *HS-PDSCH RL ID* IE and the *E-DPCH Information* IE which includes the *HS-DSCH Configured Indicator* IE set as 'HS-DSCH not configured' then the Node B shall reject the procedure using the RADIO LINK SETUP FAILURE message.]

[FDD - If the RADIO LINK SETUP REQUEST message contains the *E-DPCH Information* IE but does not contain the *UL DPDCH Indicator for E-DCH operation* IE, then the Node B shall reject the procedure using the RADIO LINK SETUP FAILURE message.]

## 8.2.18 Physical Shared Channel Reconfiguration

### 8.2.18.1 General

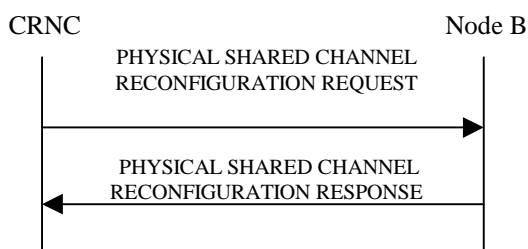
This procedure is used to assign HS-DSCH related resources to the Node B.

[TDD - This procedure is also used for handling PDSCH Sets and PUSCH Sets in the Node B, i.e.

- Adding new PDSCH Sets and/or PUSCH Sets,
- Modifying these, and
- Deleting them.]

[FDD - This procedure is also used to assign E-DCH related resources to the Node B.]

### 8.2.18.2 Successful Operation



**Figure 26: Physical Shared Channel Reconfiguration, Successful Operation**

The procedure is initiated with a PHYSICAL SHARED CHANNEL RECONFIGURATION REQUEST message sent from the CRNC to the Node B using the Node B Control Port.

Upon reception, the Node B shall activate the new configuration at the head boundary of the SFN according to the parameters given in the message.

If the PHYSICAL SHARED CHANNEL RECONFIGURATION REQUEST message includes an *SFN* IE, the Node B shall activate the new configuration at the head boundary of that specified SFN. If no *SFN* IE is included Node B shall activate the new configuration immediately.

#### **E-DCH and HS-DSCH Resources:**

[FDD - If the PHYSICAL SHARED CHANNEL RECONFIGURATION REQUEST message includes *HS-PDSCH*, *HS-SCCH*, *E-AGCH*, *E-RGCH* and *E-HICH Total Power* IE, the Node B shall not exceed this maximum transmission power on all HS-PDSCH, HS-SCCH, E-AGCH, E-RGCH and E-HICH codes in the cell. If a value has never been set or if the value of the *HS-PDSCH*, *HS-SCCH*, *E-AGCH*, *E-RGCH* and *E-HICH Total Power* IE is equal to or greater than the maximum transmission power of the cell the Node B may use all unused power for HS-PDSCH, HS-SCCH, E-AGCH, E-RGCH and E-HICH codes.]

[FDD - If the PHYSICAL SHARED CHANNEL RECONFIGURATION REQUEST message includes *HS-PDSCH*, *HS-SCCH*, *E-AGCH*, *E-RGCH* and *E-HICH Total Power* IE in the *HSDPA And E-DCH Cell Portion Information* IE, the Node B shall not exceed this maximum transmission power on all HS-PDSCH, HS-SCCH, E-AGCH, E-RGCH and E-HICH codes in the cell portion indicated by *Cell Portion ID* IE. If a value has never been set or if the value of the *HS-PDSCH*, *HS-SCCH*, *E-AGCH*, *E-RGCH* and *E-HICH Total Power* IE for the cell portion is equal to or greater than the maximum transmission power of the cell portion, the Node B may use all unused power for HS-PDSCH, HS-SCCH and E-AGCH, E-RGCH and E-HICH codes.]

#### **HS-DSCH Resources:**

[FDD - If the PHYSICAL SHARED CHANNEL RECONFIGURATION REQUEST message includes *HS-PDSCH* And *HS-SCCH Scrambling Code* IE, the Node B shall use this as the scrambling code for all HS-PDSCHs and HS-SCCHs. If a value has never been set, the Node B shall use the primary scrambling code for all HS-PDSCH and HS-SCCH codes.]

[FDD - If the PHYSICAL SHARED CHANNEL RECONFIGURATION REQUEST message includes *HS-PDSCH FDD Code Information* IE, the Node B shall:

- if the *Number Of HS-PDSCH Codes* IE is set to "0", delete any existing HS-PDSCH resources from the cell.
- if the *Number Of HS-PDSCH Codes* IE is set to any value other than "0" and HS-PDSCH resources are not currently configured in the cell, use this list as the range of codes for HS-PDSCH channels.
- if the *Number Of HS-PDSCH Codes* IE is set to any value other than "0" and HS-PDSCH resources are currently configured in the cell, replace the current range of codes with this new range of codes for HS-PDSCH channels.]

[FDD - If the PHYSICAL SHARED CHANNEL RECONFIGURATION REQUEST message includes *HS-SCCH FDD Code Information* IE, the Node B shall:

- If the *HS-SCCH FDD Code Information* IE contains no codes, delete any existing HS-SCCH resources from the cell.
- If the *HS-SCCH FDD Code Information* IE contains one or more codes and HS-SCCH resources are not currently configured in the cell, use this list of codes as the list of codes for HS-SCCH channels.
- If the *HS-SCCH FDD Code Information* IE contains one or more codes and HS-SCCH resources are currently configured in the cell, replace the current list of codes with this new list of codes for HS-SCCH channels.]

[TDD - If the PHYSICAL SHARED CHANNEL RECONFIGURATION REQUEST message includes *HS-PDSCH* and *HS-SCCH Total Power* IE for a particular timeslot, the Node B shall not exceed this maximum transmission power on all HS-PDSCH and HS-SCCH codes in that timeslot. If a value has never been set for that timeslot or if the value of the *HS-PDSCH* and *HS-SCCH Total Power* IE for that timeslot is equal to or greater than the maximum transmission power of the cell the Node B may use all unused power in that timeslot for HS-PDSCH and HS-SCCH codes.]

[TDD - If the PHYSICAL SHARED CHANNEL RECONFIGURATION REQUEST message includes *HS-PDSCH TDD Information* IE, the Node B shall:

- If the *HS-PDSCH TDD Information* IE contains no [3.84 Mcps TDD - *DL Timeslot and Code Information* IE] [1.28 Mcps TDD - *DL Timeslot and Code Information LCR* IE], delete any existing HS-PDSCH resources from the cell.

- If the *HS-PDSCH TDD Information* IE contains [3.84 Mcps TDD - *DL Timeslot and Code Information* IE] [1.28 Mcps TDD - *DL Timeslot and Code Information LCR* IE] and HS-PDSCH resources are not currently configured in the cell, use this IE as the list of timeslots / codes for HS-PDSCH channels.
- If the *HS-PDSCH TDD Information* IE contains [3.84 Mcps TDD - *DL Timeslot and Code Information* IE] [1.28 Mcps TDD - *DL Timeslot and Code Information LCR* IE] and HS-PDSCH resources are currently configured in the cell, replace the current list of timeslots / codes with this new list of timeslots / codes for HS-PDSCH channels.]

[TDD - If the PHYSICAL SHARED CHANNEL RECONFIGURATION REQUEST message includes *Add to HS-SCCH Resource Pool* IE, the Node B shall add this resource to the HS-SCCH resource pool to be used to assign HS-SCCH sets.]

[TDD - If the PHYSICAL SHARED CHANNEL RECONFIGURATION REQUEST message includes any *Modify HS-SCCH Resource Pool* IEs and includes any of [3.84Mcps TDD - *TDD Channelisation Code* IE, *Midamble Shift and Burst Type* IE, *Time Slot* IE], [1.28Mcps TDD - *First TDD Channelisation Code* IE, *Second TDD Channelisation Code* IE, *Midamble Shift LCR* IE, *Time Slot LCR* IE, *TDD Channelisation Code* IE], for either HS-SCCH or HS-SICH channels, the Node B shall apply these as the new values, otherwise the old values specified for this set are still applicable.]

[TDD - If the PHYSICAL SHARED CHANNEL RECONFIGURATION REQUEST message includes any *Modify HS-SCCH Resource Pool* IEs and includes the *HS-SCCH Maximum Power* IE, the Node B shall apply this value for the specified HS-SCCH code otherwise the old value is still applicable.]

[TDD - If the PHYSICAL SHARED CHANNEL RECONFIGURATION REQUEST message includes any *Delete from HS-SCCH Resource Pool* IEs, the Node B shall delete these resources from the HS-SCCH resource pool.]

[FDD - If the PHYSICAL SHARED CHANNEL RECONFIGURATION REQUEST message includes *HS-PDSCH And HS-SCCH Scrambling Code* IE in the *HSDPA And E-DCH Cell Portion Information* IE, the Node B shall use this as the scrambling code for all HS-PDSCHs and HS-SCCHs for the cell portion indicated by Cell Portion ID. If a value has never been set, the Node B shall use the primary scrambling code for all HS-PDSCH and HS-SCCH codes for the cell portion indicated by Cell Portion ID.]

[FDD - If the PHYSICAL SHARED CHANNEL RECONFIGURATION REQUEST message includes *HS-PDSCH FDD Code Information* IE in the *HSDPA And E-DCH Cell Portion Information* IE, the Node B shall:

- if the *Number Of HS-PDSCH Codes* IE is set to "0", delete any existing HS-PDSCH resources from the cell portion indicated by *Cell Portion ID* IE.
- if the *Number Of HS-PDSCH Codes* IE is set to any value other than "0" and HS-PDSCH resources are not currently configured in the cell portion indicated by *Cell Portion ID* IE, use this list as the range of codes for HS-PDSCH channels.
- if the *Number Of HS-PDSCH Codes* IE is set to any value other than "0" and HS-PDSCH resources are currently configured in the cell portion indicated by *Cell Portion ID* IE, replace the current range of codes with this new range of codes for HS-PDSCH channels.]

[FDD - If the PHYSICAL SHARED CHANNEL RECONFIGURATION REQUEST message includes *HS-SCCH FDD Code Information* IE in the *HSDPA And E-DCH Cell Portion Information* IE, the Node B shall:

- If the *HS-SCCH FDD Code Information* IE contains no codes, delete any existing HS-SCCH resources from the cell portion indicated by *Cell Portion ID* IE.
- If the *HS-SCCH FDD Code Information* IE contains one or more codes and HS-SCCH resources are not currently configured in the cell portion indicated by *Cell Portion ID* IE, use this list of codes as the list of codes for HS-SCCH channels.
- If the *HS-SCCH FDD Code Information* IE contains one or more codes and HS-SCCH resources are currently configured in the cell portion indicated by *Cell Portion ID* IE, replace the current list of codes with this new list of codes for HS-SCCH channels.]

**[FDD - E-DCH Resources]:**

[FDD - If the PHYSICAL SHARED CHANNEL RECONFIGURATION REQUEST message includes *E-AGCH And E-RGCH/E-HICH FDD Scrambling Code* IE, the Node B shall use this as the scrambling code for all E-AGCHs, E-

RGCHs and E-HICHs. If a value has never been set, the Node B shall use the primary scrambling code for all E-AGCH, E-RGCH and E-HICH codes.]

[FDD - If the PHYSICAL SHARED CHANNEL RECONFIGURATION REQUEST message includes *E-AGCH FDD Code Information* IE, the Node B shall:]

- [FDD - If the *E-AGCH FDD Code Information* IE contains no codes, delete any existing E-AGCH resources from the cell.]
- [FDD - If the *E-AGCH FDD Code Information* IE contains one or more codes and E-AGCH resources are not currently configured in the cell, use this list of codes as the list of codes for E-AGCH channels.]
- [FDD - If the *E-AGCH FDD Code Information* IE contains one or more codes and E-AGCH resources are currently configured in the cell, replace the current list of codes with this new list of codes for E-AGCH channels.]

[FDD - If the PHYSICAL SHARED CHANNEL RECONFIGURATION REQUEST message includes *E-RGCH/E-HICH FDD Code Information* IE, the Node B shall:]

- [FDD - If the *E-RGCH/E-HICH FDD Code Information* IE contains no codes, delete any existing E-RGCH/E-HICH resources from the cell.]
- [FDD - If the *E-RGCH/E-HICH FDD Code Information* IE contains one or more codes and E-RGCH/E-HICH resources are not currently configured in the cell, use this list of codes as the list of codes for E-RGCH/E-HICH channels.]
- [FDD - If the *E-RGCH/E-HICH FDD Code Information* IE contains one or more codes and E-RGCH/E-HICH resources are currently configured in the cell, replace the current list of codes with this new list of codes for E-RGCH/E-HICH channels.]

[FDD - If the PHYSICAL SHARED CHANNEL RECONFIGURATION REQUEST message includes the *Maximum Target Received Total Wide Band Power* IE, the Node B shall use this value to control E-DCH scheduling.]

[FDD - If the PHYSICAL SHARED CHANNEL RECONFIGURATION REQUEST message includes the *Reference Received Total Wide Band Power* IE, the Node B may use this value to control E-DCH scheduling.]

[FDD - If the PHYSICAL SHARED CHANNEL RECONFIGURATION REQUEST message includes the *Target Non-serving E-DCH to Total E-DCH Power Ratio* IE, the Node B shall store this value and use this value for E-DCH scheduling by controlling the ratio of received E-DCH wide band power from non-serving UEs to the total received E-DCH power.]

[FDD - If the PHYSICAL SHARED CHANNEL RECONFIGURATION REQUEST message includes *E-AGCH And E-RGCH/E-HICH FDD Scrambling Code* IE in the *HSDPA And E-DCH Cell Portion Information* IE, the Node B shall use this as the scrambling code for all E-AGCHs, E-RGCHs and E-HICHs for the cell portion indicated by Cell Portion ID. If a value has never been set, the Node B shall use the primary scrambling code for all E-AGCH, E-RGCH and E-HICH codes for the cell portion indicated by Cell Portion ID.]

[FDD - If the PHYSICAL SHARED CHANNEL RECONFIGURATION REQUEST message includes *E-AGCH FDD Code Information* IE in the *HSDPA And E-DCH Cell Portion Information* IE, the Node B shall:]

- [FDD - If the *E-AGCH FDD Code Information* IE contains no codes, delete any existing E-AGCH resources from the cell portion indicated by *Cell Portion ID* IE.]
- [FDD - If the *E-AGCH FDD Code Information* IE contains one or more codes and E-AGCH resources are not currently configured in the cell portion indicated by *Cell Portion ID* IE, use this list of codes as the list of codes for E-AGCH channels.]
- [FDD - If the *E-AGCH FDD Code Information* IE contains one or more codes and E-AGCH resources are currently configured in the cell portion indicated by *Cell Portion ID* IE, replace the current list of codes with this new list of codes for E-AGCH channels.]

[FDD - If the PHYSICAL SHARED CHANNEL RECONFIGURATION REQUEST message includes *E-RGCH/E-HICH FDD Code Information* IE in the *HSDPA And E-DCH Cell Portion Information* IE, the Node B shall:]

- [FDD - If the *E-RGCH/E-HICH FDD Code Information* IE contains no codes, delete any existing E-RGCH/E-HICH resources from the cell portion indicated by *Cell Portion ID* IE.]



- [FDD - If the *E-RGCH/E-HICH FDD Code Information* IE contains one or more codes and E-RGCH/E-HICH resources are not currently configured in the cell portion indicated by *Cell Portion ID* IE, use this list of codes as the list of codes for E-RGCH/E-HICH channels.]
- [FDD - If the *E-RGCH/E-HICH FDD Code Information* IE contains one or more codes and E-RGCH/E-HICH resources are currently configured in the cell portion indicated by *Cell Portion ID* IE, replace the current list of codes with this new list of codes for E-RGCH/E-HICH channels.]

**[TDD - PDSCH/PUSCH Addition]:**

[TDD - If the PHYSICAL SHARED CHANNEL RECONFIGURATION REQUEST message includes any PDSCH sets or PUSCH sets to be added, the Node B shall add these new sets to its PDSCH/PUSCH configuration.]

[1.28Mcps TDD - If the *TSTD Indicator* IE is included in *PDSCH To Add Information LCR* IE and is set to "active", the Node B shall activate TSTD diversity for PDSCH transmissions using the specified PDSCH Set that are not beacon channels [19,21]. If the *TSTD Indicator* IE is set to "not active" or the *TSTD Indicator* IE is not included in *PDSCH To Add Information LCR* IE, the Node B shall not activate TSTD diversity for the PDSCH Set.]

**[TDD - PDSCH/PUSCH Modification]:**

[TDD - If the PHYSICAL SHARED CHANNEL RECONFIGURATION REQUEST message includes any PDSCH sets or PUSCH sets to be modified, and includes any of [3.84Mcps TDD - *DL/UL Code Information* IE, *Midamble Shift And Burst Type* IE, *Time Slot* IE], [1.28Mcps TDD - *DL/UL Code Information LCR* IE, *Midamble Shift LCR* IE, *Time Slot LCR* IE], *TDD Physical Channel Offset* IE, *Repetition Period* IE, *Repetition Length* IE, or *TFCI Presence* IE, the Node B shall apply these as the new values, otherwise the old values specified for this set are still applicable.]

**[TDD - PDSCH/PUSCH Deletion]:**

[TDD - If the PHYSICAL SHARED CHANNEL RECONFIGURATION REQUEST message includes any PDSCH sets or PUSCH sets to be deleted the Node B shall delete these sets from its PDSCH/PUSCH configuration.]

**Response Message:**

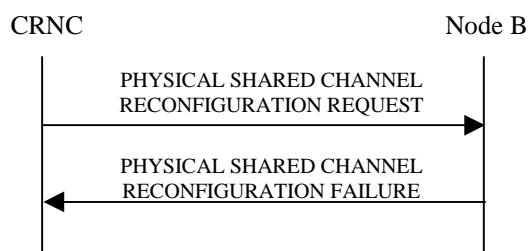
**HS-DSCH/HS-SCCH Resources:**

In the successful case involving HS-PDSCH or HS-SCCH resources, the Node B shall store the value of *Configuration Generation ID* IE and it shall make these resources available to all the current and future HS-DSCH transport channels; and shall respond with PHYSICAL SHARED CHANNEL RECONFIGURATION RESPONSE message.

**[TDD - PDSCH/PUSCH Addition/Modification/Deletion]:**

[TDD - In the successful case involving PDSCH/PUSCH addition, modification or deletion, the Node B shall add, modify and delete the PDSCH Sets and PUSCH Sets in the Common Transport Channel data base, as requested in the PHYSICAL SHARED CHANNEL RECONFIGURATION REQUEST message, and shall make these available to all the current and future DSCH and USCH transport channels. The Node B shall respond with the PHYSICAL SHARED CHANNEL RECONFIGURATION RESPONSE message.]

### 8.2.18.3 Unsuccessful Operation



**Figure 27: Physical Shared Channel Reconfiguration procedure: Unsuccessful Operation**

If the Node B is not able to support all parts of the configuration, it shall reject the configuration of all the channels in the PHYSICAL SHARED CHANNEL RECONFIGURATION REQUEST message. The *Cause* IE shall be set to an appropriate value [TDD - either a single general cause value or PDSCH and PUSCH set specific cause values for each

set that caused a failure within the *Unsuccessful DL Shared Channel Set IE* for PDSCH sets or *Unsuccessful UL Shared Channel Set IE* for PUSCH sets]. The *Configuration Generation ID* shall not be changed in the Node B.

If the configuration was unsuccessful, the Node B shall respond with the PHYSICAL SHARED CHANNEL RECONFIGURATION FAILURE message:

Typical cause values are as follows:

**Radio Network Layer Cause:**

- Cell not available
- Node B Resources unavailable

**Transport Layer Cause:**

- Transport Resources Unavailable

**Miscellaneous Cause:**

- O&M Intervention
- Control processing overload
- HW failure

## 8.2.18.4 Abnormal Conditions

[TDD - If the PHYSICAL SHARED CHANNEL RECONFIGURATION REQUEST message contains *Add to HS-SCCH Resource Pool IE*, the *Modify HS-SCCH Resource Pool IE*, or the *Delete from HS-SCCH Resource Pool IE* and does not contain the *Configuration Generation ID* the Node B shall consider the procedure as having failed and shall send the PHYSICAL SHARED CHANNEL RECONFIGURATION FAILURE message to the CRNC.]

[TDD - If the PHYSICAL SHARED CHANNEL RECONFIGURATION REQUEST message contains the *Configuration Generation ID IE* and does not contain at least one of *Add to HS-SCCH Resource Pool IE*, the *Modify HS-SCCH Resource Pool IE*, or the *Delete from HS-SCCH Resource Pool IE* the Node B shall consider the procedure as having failed and shall send the PHYSICAL SHARED CHANNEL RECONFIGURATION FAILURE message to the CRNC.]

[FDD - If neither *E-AGCH* nor *E-HICH/E-RGCH* resources are configured in the cell, and if one or more codes are included in the *E-AGCH FDD Code Information IE* and/or *E-RGCH/E-HICH FDD Code Information IE* but the *Maximum Target Received Total Wide Band Power IE* is not included in the PHYSICAL SHARED CHANNEL RECONFIGURATION REQUEST message, then the Node B shall send PHYSICAL SHARED CHANNEL RECONFIGURATION FAILURE message to the CRNC.]

[FDD – If the PHYSICAL SHARED CHANNEL RECONFIGURATION REQUEST message includes *E-AGCH And E-RGCH/E-HICH FDD Scrambling Code IE*, and the *E-AGCH And E-RGCH/E-HICH FDD Scrambling Code IE* is not identical to the scrambling code of the phase reference, then the Node B shall reject the procedure using the PHYSICAL SHARED CHANNEL RECONFIGURATION FAILURE message.]

[FDD – If the PHYSICAL SHARED CHANNEL RECONFIGURATION REQUEST message includes *E-AGCH And E-RGCH/E-HICH FDD Scrambling Code IE* in the *HSDPA And E-DCH Cell Portion Information IE*, and the *E-AGCH And E-RGCH/E-HICH FDD Scrambling Code IE* is not identical to the scrambling code of the phase reference, then the Node B shall reject the procedure using the PHYSICAL SHARED CHANNEL RECONFIGURATION FAILURE message.]

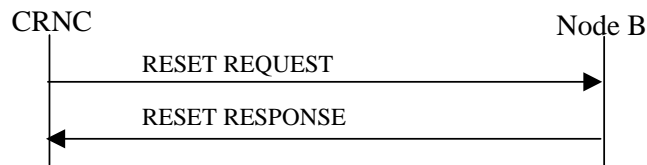
## 8.2.19 Reset

### 8.2.19.1 General

The purpose of the Reset procedure is to align the resources in the CRNC and the Node B in the event of an abnormal failure. The CRNC or the Node B may initiate the procedure.

## 8.2.19.2 Successful Operation

### 8.2.19.2.1 Reset Initiated by the CRNC



**Figure 27A Reset procedure (CRNC to Node B), Successful Operation**

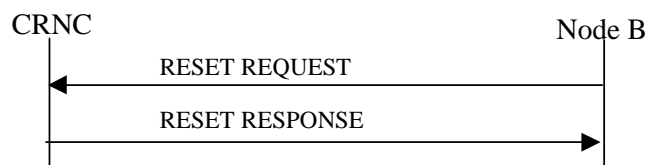
The procedure is initiated with a RESET REQUEST message sent from the CRNC to the Node B using the Node B Control Port.

If the *Reset Indicator* IE is set to "Communication Context", the Node B shall remove all the indicated Node B Communication Contexts (identified by a *Node B Communication Context ID* or a *CRNC Communication Context ID* IE) and all the radio resources allocated for these Node B Communication Contexts. The Node B shall also initiate release of the user plane transport bearers that were involved in these Contexts. After clearing all related resources, the Node B shall return the RESET RESPONSE message to the CRNC.

If the *Reset Indicator* IE is set to "Communication Control Port", the Node B shall remove all the Node B Communication Contexts controlled via the indicated Communication Control Port(s) and all the radio resources allocated for these Node B Communication Contexts. The Node B shall also initiate release of the user plane transport bearers that were involved in these Contexts. After clearing all related resources, the Node B shall return the RESET RESPONSE message to the CRNC.

If the *Reset Indicator* IE is set to "Node B", the Node B shall remove all the Node B Communication Contexts within the Node B and all the radio resources allocated for these Node B Communication Contexts. The Node B shall also initiate release of the user plane transport bearers that were involved in these Contexts. After clearing all related resources, the Node B shall return the RESET RESPONSE message to the CRNC.

### 8.2.19.2.2 Reset Initiated by the Node B



**Figure 27B Reset procedure (Node B to CRNC ), Successful Operation**

The procedure is initiated with a RESET REQUEST message sent from the Node B to the CRNC using the Node B Control Port.

If the *Reset Indicator* IE is set to "Communication Context", for all indicated CRNC Communication Contexts (indicated by a *CRNC Communication Context ID* or a *Node B Communication Context ID* IE), the CRNC shall remove the information related to this Node B and all the radio resources allocated in the CRNC. The CRNC shall also initiate release of the user plane transport bearers towards the Node B involved in the indicated CRNC Communication Contexts. After clearing all related resources, the CRNC shall return the RESET RESPONSE message to the Node B.

If the *Reset Indicator* IE is set to "Communication Control Port", for all the CRNC Communication Contexts controlled via the indicated Communication Control Port(s), the CRNC shall remove the information related to this Node B and all the radio resources allocated in the CRNC. The CRNC shall also initiate release of the user plane transport bearers towards the Node B involved in the CRNC Communication Contexts controlled via the indicated Communication Control Port(s). After clearing all related resources, the CRNC shall return the RESET RESPONSE message to Node B.

If the *Reset Indicator* IE is set to the "Node B", for all the CRNC Communication Contexts related to this Node B, the CRNC shall remove the information related to this Node B and all the radio resources allocated in the CRNC. The CRNC shall also initiate release of the user plane transport bearers towards the Node B involved in the CRNC

Communication Contexts related to this Node B. After clearing all related resources, the CRNC shall return the RESET RESPONSE message to Node B.

### 8.2.19.3 Unsuccessful Operation

-

### 8.2.19.4 Abnormal Conditions

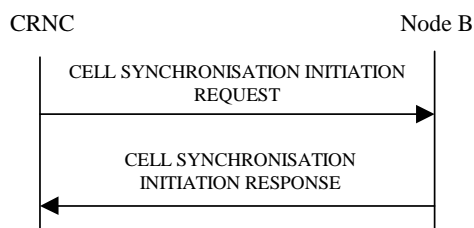
If the RESET REQUEST message is received any ongoing procedure related to a CRNC Communication Context in the CRNC or Node B Communication Context in the Node B indicated (explicitly or implicitly) in the message shall be aborted.

## 8.2.20 Cell Synchronisation Initiation [TDD]

### 8.2.20.1 General

This procedure is used by a CRNC to request the transmission of [3.84Mcps TDD - Cell Synchronisation Bursts sent in the PRACH time slots] [1.28Mcps TDD - SYNC\_DL code sent in the DwPTS] and/or to start measurements on [3.84Mcps TDD - Cell Synchronisation Bursts] [1.28Mcps TDD - SYNC\_DL code] in a Node B.

### 8.2.20.2 Successful Operation



**Figure 27C Cell Synchronisation Initiation procedure, Successful Operation**

The procedure is initiated with a CELL SYNCHRONISATION INITIATION REQUEST message sent from the CRNC to the Node B using the Node B Control Port.

Upon reception, the Node B shall initiate the requested transmission according to the parameters given in the request and start the measurement on [3.84Mcps TDD - Cell Synchronisation Bursts] [1.28Mcps TDD - SYNC\_DL code] if requested.

**[3.84Mcps TDD - Cell Sync Burst Transmission Initiation] [1.28Mcps TDD - SYNC\_DL Code Transmission Initiation LCR]:**

When the [3.84Mcps TDD - Cell Sync Burst Transmission Initiation Information] [1.28Mcps TDD - SYNC\_DL Code Transmission Initiation Information LCR] is present, the Node B shall configure the transmission of the cell synchronisation burst according to the parameters given in the CELL SYNCHRONISATION INITIATION REQUEST message. The *SFN* IE indicates the frame number when the cell shall start transmitting cell synchronisation bursts.

[3.84Mcps TDD - When the Cell Sync Burst Transmission Initiation Information is present and the "Frequency Acquisition" is indicated within the *Synchronisation Report Type* IE, the Node B shall first perform only frequency locking on received cell synchronisation bursts. Transmission of the indicated cell synchronisation bursts shall be started only if the frequency locking is performed successfully and "Frequency Acquisition completed" is reported to the RNC.]

**[3.84Mcps TDD - Cell Sync Burst Measurement characteristics] [1.28Mcps TDD - SYNC\_DL Code Measurement characteristics LCR]:**

When the [3.84Mcps TDD - Cell Sync Burst Measurement Initiation Information][1.28Mcps TDD – SYNC\_DL Code Measurement Initiation Information LCR] is present, the Node B shall initiate measurements on the indicated cell synchronisation burst.

If the *SFN* IE is present, the Node B shall after measurement of the indicated [3.84Mcps TDD - Cell Synchronisation Burst] [1.28Mcps TDD - SYNC\_DL Code] adjust the frame number of the indicated cell according to the *SFN* of the CELL SYNCHRONISATION INITIATION REQUEST message. This adjustment shall only apply to the late entrant cell at the late entrant phase.

**Synchronisation Report characteristics:**

The *Synchronisation Report Characteristics* IE indicates how the reporting of the [3.84Mcps TDD - Cell Synchronisation Burst] [1.28Mcps TDD - SYNC\_DL Code] measurement shall be performed. Whenever the Cell Synchronisation Initiation procedure is initiated, only [3.84Mcps TDD - the "Frequency Acquisition completed" or] "Frame related" report characteristics type shall apply.

[3.84Mcps TDD - If the *Synchronisation Report characteristics type* IE is set to "Frequency Acquisition completed", the Node B shall signal completion of frequency acquisition to the RNC when locking is completed.]

If the *Synchronisation Report characteristics type* IE is set to "Frame related", the Node B shall report the result of the cell synchronisation burst measurement after every measured frame.

[3.84Mcps TDD - If the *Cell Sync Burst Arrival Time* IE is included in the *Cell Sync Burst Information* IE of the *Synchronisation Report Characteristics* IE, it indicates to the Node B the reference time at which the reception of the cell synchronisation burst of a neighbouring cell is expected.]

[3.84Mcps TDD - If the *Cell Sync Burst Timing Threshold* IE is included in the *Cell Sync Burst Information* IE of the *Synchronisation Report Characteristics* IE, the Node B shall use this threshold as a trigger for the CELL SYNCHRONISATION REPORT message.]

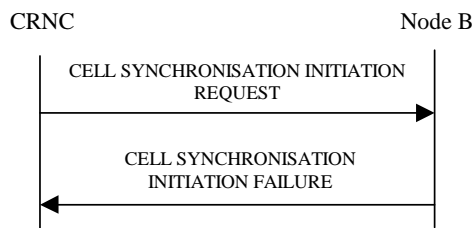
[1.28Mcps TDD - If the *SYNC\_DL Code ID Arrival Time* IE is included in the *SYNC\_DL Code Information LCR* IE of the *Synchronisation Report Characteristics* IE, it indicates to the Node B the reference time at which the reception of the SYNC\_DL Code of a neighbouring cell is expected.]

[1.28Mcps TDD - If the *SYNC\_DL Code ID Timing Threshold* IE is included in the *SYNC\_DL Code Information LCR* IE of the *Synchronisation Report Characteristics* IE, the Node B shall use this threshold as a trigger for the CELL SYNCHRONISATION REPORT message.]

**Response message:**

If the Node B was able to initiate the [3.84Mcps TDD - Cell Synchronisation Burst] [1.28Mcps TDD - SYNC\_DL Code] transmission and/or measurement requested by the CRNC it shall respond with the CELL SYNCHRONISATION INITIATION RESPONSE message sent over the Node B Control Port.

### 8.2.20.3 Unsuccessful Operation



**Figure 27D Cell Synchronisation Initiation procedure, Unsuccessful Operation**

If the requested transmission or measurement on [3.84Mcps TDD - Cell Synchronisation Bursts] [1.28Mcps TDD - SYNC\_DL Code] cannot be initiated, the Node B shall send a CELL SYNCHRONISATION INITIATION FAILURE message over the Node B control port. The message shall include the *Cause* IE set to an appropriate value.

Typical cause values are as follows:

**Radio Network Layer Cause:**

- Cell Synchronisation not supported
- Power level not supported
- Measurement Temporarily not Available
- Frequency Acquisition not supported

**Miscellaneous Cause:**

- O&M Intervention
- HW failure

## 8.2.20.4 Abnormal Conditions

-

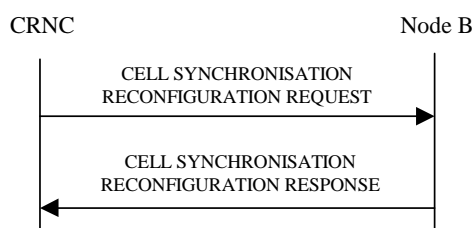
## 8.2.21 Cell Synchronisation Reconfiguration [TDD]

### 8.2.21.1 General

This procedure is used by a CRNC to reconfigure the transmission of [3.84Mcps TDD - Cell Synchronisation Bursts] [1.28Mcps TDD - SYNC\_DL Code] and/or to reconfigure measurements on [3.84Mcps TDD - Cell Synchronisation Bursts] [1.28Mcps TDD - SYNC\_DL Code] in a Node B.

### 8.2.21.2 Successful Operation

#### 8.2.21.2.1 General



**Figure 27E Cell Synchronisation Reconfiguration procedure, Successful Operation**

The procedure is initiated with a CELL SYNCHRONISATION RECONFIGURATION REQUEST message sent from the CRNC to the Node B using the Node B Control Port.

Upon reception, the Node B shall reconfigure the [3.84Mcps TDD - Cell Synchronisation Burst] [1.28Mcps TDD - SYNC\_DL Code] transmission and/or measurements according to the parameters given in the request.

#### 8.2.21.2.2 [3.84Mcps TDD - Cell Sync Burst Schedule]

Within the CELL SYNCHRONISATION RECONFIGURATION REQUEST message first the schedule for the steady state phase is fixed. I.e. the number of cycles per SFN period is defined with the same schedule. For each cycle, the number of repetitions is defined according to following equations:

Cycle length:  $4096 / \text{value of } \textit{Number Of Cycles Per SFN Period IE}$

Repetition period:  $\text{Cycle length} / \text{value of } \textit{Number Of Repetitions Per Cycle Period IE}$

Cell Sync Frame number is calculated by:

$$\text{SFN} = \text{floor}((k-1) * \text{Cycle length} + (i-1) * \text{Repetition period})$$

$$k = \{1, 2, 3, .. \text{Number of cycle per SFN period}\}$$

$$i = \{1, 2, 3, .. \text{Cell Sync Frame number within cycle period}\}$$

#### 8.2.21.2.3 [1.28Mcps TDD - SYNC\_DL Code Schedule]

Within the CELL SYNCHRONISATION RECONFIGURATION REQUEST message first the schedule for the steady state phase is fixed. The "schedule" includes

- the list of frame numbers SFN within the SFN period where SYNC\_DL Code transmission or reception takes place, i.e. the "synchronisation frames", and
- the associated actions (SYNC\_DL Code transmission, reception, averaging, reporting etc) to be performed for synchronisation purpose by the Node B at each of these SFNs.

Within the synchronisation frames, only the first subframe shall be used for sending or receiving a SYNC\_DL Code in the DwPTS while in the second subframe, normal operation continues.

The synchronisation schedule includes the option of averaging of measured correlation results within the Node B over a sequence of measurements, for increasing the reliability of the Time of Arrival measurement obtained from the correlation results. For this purpose, the concept of "subcycles" has been introduced: Each Synchronisation Cycle is divided into "subcycles" where in each subcycle, the same set of SYNC\_DL transmissions and receptions is performed, and averaging takes place over all the subcycles within a Synchronisation Cycle. Since the list of actions (transmission, measurements etc) is the same in each subcycle, and the subcycles are repeated to make up a cycle, and the cycles make up an SFN period, the full list of actions is derived by the actions specified for a subcycle.

The full list of SFNs which make up the synchronisation schedule within the SFN period are calculated in Node B and CRNC autonomously based on the following parameters included in the CELL SYNCHRONISATION RECONFIGURATION REQUEST message: "Number of cycles per SFN period", "Number of subcycles per cycle period", and "Number of repetitions per cycles period", along the following equations:

Cycle length:  $4096 / \text{value of } \textit{Number Of Cycles Per SFN Period IE}$

Subcycle length:  $\text{Cycle length} / \text{value of } \textit{Number Of Subcycles Per Cycle Period IE}$

Repetition period:  $\text{Subcycle length} / \text{value of } \textit{Number Of Repetitions Per Cycle Period IE}$

$$\text{SFN} = \text{floor}((k-1) * \text{Cycle length} + (j-1) * \text{Subcycle length} + (i-1) * \text{Repetition period})$$

$$k = \{1, 2, 3, .. \text{Number of cycle per SFN period}\}$$

$$j = \{1, 2, 3, .. \text{Number of subcycles per cycle}\}$$

$$i = \{1, 2, 3, .. \text{Number of repetitions per cycle period}\}$$

Note that if the *Number Of Subcycles Per Cycle IE* is equal to 1, then the subcycles are identical to the "Synchronisation Cycles".

If the *Number Of Subcycles Per Cycle* IE is included in the CELL SYNCHRONISATION RECONFIGURATION REQUEST [TDD] message, then the Node B shall apply this number for dividing the Synchronisation Cycles in Subcycles. If the IE is not present, then the Node B shall assume that there is one subcycle per synchronisation cycle only, which is identical to the synchronisation cycle.

Averaging is performed as follows:

- From each SYNC\_DL code being received according to the schedule, the Node B shall calculate a "correlation function" by matching the received data with the respective expected code.
- Therefore the set of measurements within one subcycle provides a set of "correlation functions".
- The set of correlation functions of the first subcycle within a synchronisation cycle is stored in an averaging memory.
- The sets of correlation functions of the subsequent subcycles within a synchronisation cycle are combined with the available contents of the "averaging memory", to produce an average over all the sets of correlation functions within a synchronisation cycle.
- At the end of a synchronisation cycle, the Time-of-Arrival measurements for that synchronisation cycle are obtained by evaluating the final set of correlation functions.

These Time-of-Arrival measurements, together with associated SIR values obtained from the averaged correlation functions, are included in a Measurement Report to the CRNC, according to a measurement reporting plan.

In addition, the Time-of-Arrival measurements may optionally be used for autonomous self-adjustment of the timing of the respective cell.

#### 8.2.21.2.4 [3.84Mcps TDD - Cell Sync Burst Transmission Reconfiguration] [1.28Mcps TDD - SYNC\_DL Code Transmission Reconfiguration]

When the [3.84Mcps TDD - Cell Sync Burst Transmission Reconfiguration Information] [1.28Mcps TDD - SYNC\_DL Code Transmission Reconfiguration Information LCR] is present, the Node B shall reconfigure the transmission of the [3.84Mcps TDD - cell synchronisation burst] [1.28Mcps TDD - SYNC\_DL Code] according to the parameters given in the CELL SYNCHRONISATION RECONFIGURATION REQUEST message.

[3.84Mcps TDD - If the CELL SYNCHRONISATION RECONFIGURATION REQUEST message includes the *Cell Sync Burst Code* IE, the Node B shall reconfigure the synchronisation code in the cell according to the *Cell Sync Burst Code* IE value.]

[3.84Mcps TDD - If the CELL SYNCHRONISATION RECONFIGURATION REQUEST message includes the *Cell Sync Burst Code Shift* IE, the Node B shall reconfigure the synchronisation code shift in the cell according to the *Cell Sync Burst Code Shift* IE value.]

[3.84Mcps TDD - If the CELL SYNCHRONISATION RECONFIGURATION REQUEST message includes the *DL Transmission Power* IE, the Node B shall reconfigure the DL transmission power of the cell synchronisation burst in the cell according to the *DL Transmission Power* IE value.]

[1.28Mcps TDD - If the CELL SYNCHRONISATION RECONFIGURATION REQUEST message includes the *DwPCH Power* IE, the Node B shall store the DwPCH power according to the *DwPCH Power* IE value. For the duration of those subsequent transmissions of the DwPCH which are specifically for the purpose of Node B synchronisation the power of the DwPCH shall be set to the stored power. During subsequent transmissions of the DwPCH which are for normal operation the power of the DwPCH shall assume its normal level.]

[1.28Mcps TDD - If the CELL SYNCHRONISATION RECONFIGURATION REQUEST message includes the *Sync\_DL Code ID* IE, the Node B shall reconfigure the SYNC\_DL Code in the cell according to the *Sync\_DL Code ID* IE value.]



### 8.2.21.2.5 [3.84Mcps TDD - Cell Sync Burst Measurement Reconfiguration] [1.28Mcps TDD - SYNC\_DL Code Measurement Reconfiguration]

When the [3.84Mcps TDD - Cell Sync Burst Measurement Reconfiguration Information] [1.28Mcps TDD - Cell SYNC\_DL Code Measurement Reconfiguration Information LCR] is present, the Node B shall reconfigure the [3.84Mcps TDD - Cell Synchronisation Burst] [1.28Mcps TDD - SYNC\_DL Code] measurements according to the parameters given in the message.

If the CELL SYNCHRONISATION RECONFIGURATION REQUEST message includes the [3.84Mcps TDD - Cell Sync Burst Measurement Information] [1.28Mcps TDD - SYNC\_DL Code Measurement Information LCR], the measurements shall apply on the individual [3.84Mcps TDD - Cell Synchronisation Bursts] [1.28Mcps TDD - SYNC\_DL Codes] on the requested Sync Frame number.

[1.28Mcps TDD - When the *Propagation Delay Compensation* IE is present in the SYNC\_DL Code Measurement Information LCR, the Node B shall, if supported, perform the following functions: (1) use the respective SYNC\_DL measurement (after potential averaging) to perform the self-adjustment of the respective cell's timing at the end of a Synchronisation Cycle; (2) include the *Accumulated Clock Update* IE in the CELL SYNCHRONISATION REPORT message, to report the total accumulated amount of timing adjustments since the last report to the RNC. This Accumulated Clock Update value shall also include the adjustments which may have been performed by explicit order from the CRNC in the CELL SYNCHRONISATION ADJUSTMENT REQUEST message. The times for self-adjustment at the end of a synchronisation cycle shall be independent from the measurement reporting characteristics; the Accumulated Adjustment values shall be included in the CELL SYNCHRONISATION REPORT messages without influencing the frequency of measurement reporting.]

If the *Synchronisation Report Type* IE is provided, the measurement reporting shall apply according to the parameter given in the message.

#### **Synchronisation Report characteristics:**

The *Synchronisation Report Characteristics* IE indicates how the reporting of the cell synchronisation burst measurement shall be performed.

If the *Synchronisation Report Characteristics Type* IE is set to "Frame related", the Node B shall report the result of the [3.84Mcps TDD - Cell Synchronisation Burst] [1.28Mcps TDD - SYNC\_DL Code] measurement after every measured frame.

If the *Synchronisation Report Characteristics Type* IE is set to "SFN period related", the Node B shall report the result of the [3.84Mcps TDD - Cell Synchronisation Burst] [1.28Mcps TDD - SYNC\_DL Code] measurements after every SFN period.

If the *Synchronisation Report Characteristics Type* IE is set to "Cycle length related", the Node B shall report the result of the [3.84Mcps TDD - Cell Synchronisation Burst] [1.28Mcps TDD - SYNC\_DL Code] measurements after every cycle length within the SFN period.

If the *Synchronisation Report Characteristics Type* IE is set to "Threshold exceeding", the Node B shall report the result of the [3.84Mcps TDD - Cell Synchronisation Burst] [1.28Mcps TDD - SYNC\_DL Code] measurement when the [3.84Mcps TDD - Cell Synchronisation Burst timing] [1.28Mcps TDD - SYNC\_DL Code timing] rises or falls more than the requested threshold value compared to the arrival time in synchronised state which is represented by the [3.84Mcps TDD - Cell Sync Burst Arrival Time IE] [1.28Mcps TDD - SYNC\_DL Code ID Arrival Time IE].

[3.84Mcps TDD - If the *Cell Sync Burst Arrival Time* IE is included in the *Cell Sync Burst Information* IE of the *Synchronisation Report Characteristics* IE, it indicates to the Node B the reference time at which the reception of the cell synchronisation burst of a neighbouring cell is expected.]

[3.84Mcps TDD - If the *Cell Sync Burst Timing Threshold* IE is included in the *Cell Sync Burst Information* IE of the *Synchronisation Report Characteristics* IE, the Node B shall use this new threshold as a trigger for the CELL SYNCHRONISATION REPORT message.]

[1.28Mcps TDD - If the *SYNC\_DL Code ID Arrival Time* IE is included in the *SYNC\_DL Code Information LCR* IE of the *Synchronisation Report Characteristics* IE, it indicates to the Node B the reference time at which the reception of the SYNC\_DL Code of a neighbouring cell is expected.]

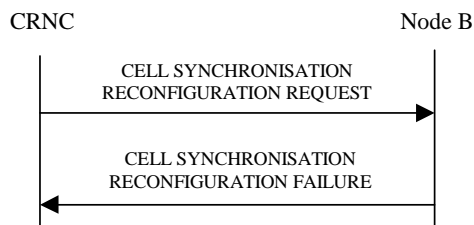
[1.28Mcps TDD - If the *SYNC\_DL Code ID Timing Threshold* IE is included in the *SYNC\_DL Code Information LCR* IE of the *Synchronisation Report Characteristics* IE, the Node B shall use this threshold as a trigger for the CELL SYNCHRONISATION REPORT message.]

#### **Response message:**

If the Node B was able to reconfigure the [3.84Mcps TDD - Cell Synchronisation Burst] [1.28Mcps TDD - SYNC\_DL

Code] transmission and/or measurement requested by the CRNC, it shall respond with the CELL SYNCHRONISATION RECONFIGURATION RESPONSE message sent over the Node B Control Port.

### 8.2.21.3 Unsuccessful Operation



**Figure 27F Cell Synchronisation Reconfiguration procedure, Unsuccessful Operation**

If the Node B cannot reconfigure the requested transmission or measurement on [3.84Mcps TDD - Cell Synchronisation Burst] [1.28Mcps TDD - SYNC\_DL Code], the CELL SYNCHRONISATION RECONFIGURATION FAILURE message shall be sent to the CRNC. The message shall include the *Cause* IE set to an appropriate value.

Typical cause values are as follows:

**Radio Network Layer Cause:**

- Cell Synchronisation not supported
- Power level not supported
- Measurement Temporarily not Available

**Miscellaneous Cause:**

- O&M Intervention
- HW failure

### 8.2.21.4 Abnormal Conditions


-

## 8.2.22 Cell Synchronisation Reporting [TDD]

### 8.2.22.1 General

This procedure is used by a Node B to report the result of [3.84Mcps TDD - Cell Synchronisation Burst] [1.28Mcps TDD - SYNC\_DL Code] measurements requested by the CRNC with the Cell Synchronisation Initiation or Cell Synchronisation Reconfiguration procedure.

### 8.2.22.2 Successful Operation



**Figure 27G Cell Synchronisation Reporting procedure, Successful Operation**

If the requested synchronisation measurement reporting criteria are met, the Node B shall initiate a Cell Synchronisation Reporting procedure. The CELL SYNCHRONISATION REPORT message shall use the Node B Control Port.

In the steady state phase when several [3.84Mcps TDD - Cell Synchronisation Bursts] [1.28Mcps TDD - SYNC\_DL Codes] shall be measured per Sync Frame number, the sequence of the reported measured values shall be the same as defined in the Cell Synchronisation Reconfiguration procedure.

[1.28Mcps TDD - The Node B shall, if supported, include the *Accumulated Clock Update* IE in the CELL SYNCHRONISATION REPORT message whenever the CRNC has included at least one instance of the *Propagation Delay Compensation* IE in the CELL SYNCHRONISATION RECONFIGURATION REQUEST message. The *Accumulated Clock Update* IE shall include the accumulated timing adjustment which has been done as commanded by the CRNC, as well as by self-adjustment, since the last *Accumulated Clock Update* IE report.]

If the achieved measurement accuracy does not fulfil the given accuracy requirement defined in [23], the Cell Sync Burst not available shall be reported.

8.2.22.3 Abnormal Conditions

-

8.2.23 Cell Synchronisation Termination [TDD]

8.2.23.1 General

This procedure is used by the CRNC to terminate a [3.84Mcps TDD - Cell Synchronisation Burst] [1.28Mcps TDD - SYNC\_DL Code] transmission or measurement previously requested by the Cell Synchronisation Initiation procedure or Cell Synchronisation Reconfiguration procedure.

8.2.23.2 Successful Operation



**Figure 27H Cell Synchronisation Termination procedure, Successful Operation**

This procedure is initiated with a CELL SYNCHRONISATION TERMINATION REQUEST message, sent from the CRNC to the Node B using the Node B Control Port.

Upon reception, the Node B shall terminate [3.84Mcps TDD - transmission of Cell Synchronisation Bursts or reporting of Cell Synchronisation Burst measurements] [1.28Mcps TDD - transmission of SYNC\_DL Codes or reporting of SYNC\_DL Code measurements] corresponding to the *CSB Transmission ID* IE or *CSB Measurement ID* IE.

### 8.2.23.3 Abnormal Conditions

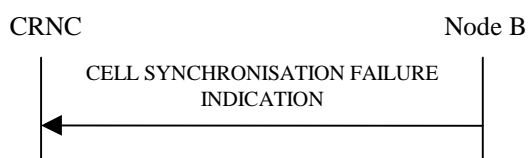
-

## 8.2.24 Cell Synchronisation Failure [TDD]

### 8.2.24.1 General

This procedure is used by the Node B to notify the CRNC that a [3.84Mcps TDD – Cell Synchronisation Burst] [1.28Mcps TDD - SYNC\_DL Code] transmission or synchronisation measurement procedure can no longer be supported.

### 8.2.24.2 Successful Operation



**Figure 271 Cell Synchronisation Failure procedure, Successful Operation**

This procedure is initiated with a CELL SYNCHRONISATION FAILURE INDICATION message, sent from the Node B to the CRNC using the Node B Control Port, to inform the CRNC that a previously requested transmission or measurement on [3.84Mcps TDD - Cell Synchronisation Bursts] [1.28Mcps TDD – SYNC\_DL Codes] can no longer be supported.

If the transmission of a [3.84Mcps TDD – Cell Synchronisation Burst] [1.28Mcps TDD - SYNC\_DL Code] has failed, then the Node B shall include the *CSB Transmission ID* IE in the CELL SYNCHRONISATION FAILURE INDICATION message to uniquely identify the concerned [3.84Mcps TDD – Cell Synchronisation Burst] [1.28Mcps TDD - SYNC\_DL Code] Transmission.

If the measurement of a [3.84Mcps TDD – Cell Synchronisation Burst] [1.28Mcps TDD - SYNC\_DL Code] has failed, then the Node B shall include the *CSB Measurement ID* IE in the CELL SYNCHRONISATION FAILURE INDICATION message to uniquely identify the concerned [3.84Mcps TDD – Cell Synchronisation Burst] [1.28Mcps TDD - SYNC\_DL Code] Measurement.

### 8.2.24.3 Abnormal Conditions

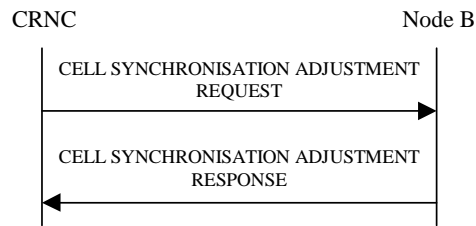
-

## 8.2.25 Cell Synchronisation Adjustment [TDD]

### 8.2.25.1 General

The purpose of Cell Synchronisation Adjustment procedure is to allow the CRNC to adjust the timing of the radio transmission of a cell within a Node B for time alignment.

### 8.2.25.2 Successful Operation



**Figure 27J Cell Synchronisation Adjustment, Successful Operation**

This procedure is initiated with a CELL SYNCHRONISATION ADJUSTMENT REQUEST message sent by the CRNC to the Node B using the Node B Control Port.

Upon reception, the Node B adjusts its timing according to the parameters given in the message.

If the CELL SYNCHRONISATION ADJUSTMENT REQUEST message includes the *Frame Adjustment Value* IE the Node B shall apply the frame adjustment in the cell according to the *Frame Adjustment Value* IE value.

[3.84Mcps TDD - If the CELL SYNCHRONISATION ADJUSTMENT REQUEST message includes the *Timing Adjustment Value* IE the Node B shall apply the timing adjustment in the cell according to the *Timing Adjustment Value* IE value.]

[1.28Mcps TDD – If the CELL SYNCHRONISATION ADJUSTMENT REQUEST message includes the *Timing Adjustment Value LCR* IE the Node B shall apply the timing adjustment in the cell according to the *Timing Adjustment Value LCR* IE value.]

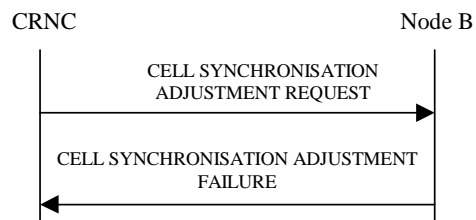
[3.84Mcps TDD - If the CELL SYNCHRONISATION ADJUSTMENT REQUEST message includes the *DL Transmission Power* IE, the Node B shall apply the transmission power of the Cell Synchronisation Burst according to the *DL Transmission Power* IE value.]

[1.28Mcps TDD - If the CELL SYNCHRONISATION ADJUSTMENT REQUEST message includes the *DwPCH Power* IE, the Node B shall store the DwPCH power according to the *DwPCH Power* IE value. For the duration of those subsequent transmissions of the DwPCH which are specifically for the purpose of Node B synchronisation the power of the DwPCH shall be set to the stored power. During subsequent transmissions of the DwPCH which are for normal operation the power of the DwPCH shall assume its normal level.]

If the CELL SYNCHRONISATION ADJUSTMENT REQUEST message includes the *SFN* IE, the Node B shall apply the synchronisation adjustment starting with the SFN number indicated in the message.

When the cell synchronisation adjustment is successfully done by the Node B, the Node B shall respond with a CELL SYNCHRONISATION ADJUSTMENT RESPONSE message.

### 8.2.25.3 Unsuccessful Operation



**Figure 27K Cell Synchronisation Adjustment, Unsuccessful Operation**

If the Node B cannot perform the indicated cell synchronisation adjustment due to hardware failure or other problem it shall send the CELL SYNCHRONISATION ADJUSTMENT FAILURE as a response.

Typical cause values are as follows:

#### Radio Network Layer Cause

- Cell Synchronisation Adjustment not supported

- Power level not supported

#### Miscellaneous Cause

- O&M Intervention
- HW failure

### 8.2.25.4 Abnormal Conditions

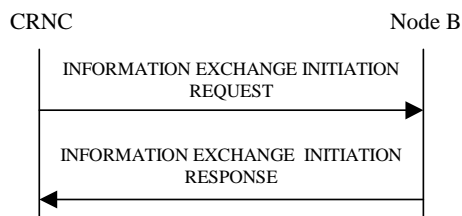
-

## 8.2.26 Information Exchange Initiation

### 8.2.26.1 General

This procedure is used by a CRNC to request the initiation of information provisioning from a Node B.

### 8.2.26.2 Successful Operation



**Figure 27L: Information Exchange Initiation procedure, Successful Operation**

The procedure is initiated with the INFORMATION EXCHANGE INITIATION REQUEST message sent from the CRNC to the Node B using the Node B Control Port.

Upon reception, the Node B shall provide the requested information according to the *Information Type Item* IE. Unless specified below, the meaning of the parameters are given in other specifications.

#### Information Report Characteristics

The *Information Report Characteristics* IE indicates how the reporting of the information shall be performed.

If the *Information Report Characteristics* IE is set to "On Demand", the Node B shall report the requested information immediately.

If the *Information Report Characteristics* IE is set to "Periodic", the Node B shall immediately report the requested information and then shall periodically initiate the Information Reporting procedure for all the requested information, with the requested reporting frequency.

If the *Information Report Characteristics* IE is set to "On Modification", the Node B shall immediately report the requested information if available. If the requested information is not available at the moment of receiving the INFORMATION EXCHANGE INITIATION REQUEST message, but expected to become available after some acquisition time, the Node B shall initiate the Information Reporting procedure when the requested information becomes available. The Node B shall then initiate the Information Reporting procedure in accordance to the following conditions related to the *Information Type* IE:

- 1) If the *Information Type Item* IE is set to "DGPS Corrections", the Node B shall initiate the Information Reporting procedure when either the PRC has drifted from the previously reported value more than the threshold indicated in the *PRC Deviation* IE in the *Information Threshold* IE or a change has occurred in the IODE.
- 2) If the *Information Type Item* IE is set to "GPS Information" and the *GPS Information Item* IE includes "GPS Navigation Model & Time Recovery", the Node B shall initiate the Information Reporting procedure for this

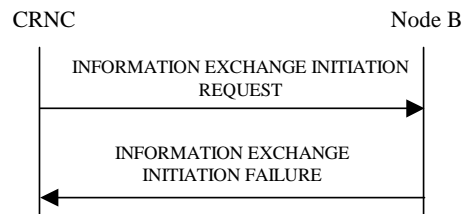
specific GPS Information Item when a change has occurred regarding either the IODC or the list of visible satellites, identified by the *Sat ID* IEs.

- 3) If the *Information Type Item* IE is set to "GPS Information" and the *GPS Information Item* IE includes "GPS Ionospheric Model", the Node B shall initiate the Information Reporting procedure for this specific GPS Information Item when any change has occurred.
- 4) If the *Information Type Item* IE is set to "GPS Information" and the *GPS Information Item* IE includes "GPS UTC Model", the Node B shall initiate the Information Reporting procedure for this specific GPS Information Item when a change has occurred in the  $t_{ot}$  or  $WN_t$  parameter.
- 5) If the *Information Type Item* IE is set to "GPS Information" and the *GPS Information Item* IE includes "GPS Almanac", the Node B shall initiate the Information Reporting procedure for this specific GPS Information Item when a change in the  $t_{oa}$  or  $WN_a$  parameter has occurred.
- 6) If the *Information Type Item* IE is set to "GPS Information" and the *GPS Information Item* IE includes "GPS Real-Time Integrity", the Node B shall initiate the Information Reporting procedure for this specific GPS Information Item when any change has occurred.
- 7) If any of the above *Information Type* IEs becomes temporarily unavailable, the Node B shall initiate the Information Reporting procedure for this specific Information Item by indicating "Information Not Available" in the *Requested Data Value Information* IE. If the Information becomes available again, the Node B shall initiate the Information Reporting procedure for this specific Information.

### Response message

If the Node B is able to initiate the information provision requested by the CRNC, it shall respond with the INFORMATION EXCHANGE INITIATION RESPONSE message sent over the Node B Control Port. The message shall include the same Information Exchange ID that was included in the INFORMATION EXCHANGE INITIATION REQUEST message. When the *Report Characteristics* IE is set to "On Modification" or "Periodic", the INFORMATION EXCHANGE INITIATION RESPONSE message shall contain the requested data if the data are available. When the *Report Characteristics* IE is set to "On Demand", the INFORMATION EXCHANGE INITIATION RESPONSE message shall contain the *Requested Data Value* IE.

### 8.2.26.3 Unsuccessful Operation



**Figure 27M: Information Exchange Initiation procedure, Unsuccessful Operation**

If the Information Type Item received in the *Information Type Item* IE indicates a type of information that cannot be provided, the Node B shall regard the Information Exchange Initiation procedure as failed.

If the requested information provision cannot be initiated, the Node B shall send the INFORMATION EXCHANGE INITIATION FAILURE message over the Node B control port. The message shall include the same Information Exchange ID that was used in the INFORMATION EXCHANGE INITIATION REQUEST message and the *Cause* IE set to an appropriate value.

Typical cause values are as follows:

#### Radio Network Layer Cause

- Information temporarily not available.
- Information Provision not supported for the object.

### 8.2.26.4 Abnormal Conditions

If the *Information Report Characteristics* IE is set to "On Modification", and the *Information Type Item* IE is set to "DGPS Corrections", but the *Information Threshold* IE is not received in the INFORMATION EXCHANGE INITIATION REQUEST message, the Node B shall regard the Information Exchange Initiation procedure as failed.


If the *Information Type Item* IE is not set to "DGPS Correction", the *Information Report Characteristics* IE is set to "On Modification" and the *Information Threshold* IE is included in the INFORMATION EXCHANGE INITIATION REQUEST message, the Node B shall regard the Information Exchange Initiation procedure as failed.

## 8.2.27 Information Reporting

### 8.2.27.1 General

This procedure is used by a Node B to report the information requested by the CRNC with the Information Exchange Initiation procedure.

### 8.2.27.2 Successful Operation



**Figure 27N: Information Reporting procedure, Successful Operation**

If the requested information reporting criteria are met, the Node B shall initiate the Information Reporting procedure. The INFORMATION REPORT message shall use the Node B Control Port. Unless specified below, the meaning of the parameters are given in other specifications.

The *Information Exchange ID* IE shall be set to the Information Exchange ID provided by the CRNC when initiating the Information Exchange with the Information Exchange Initiation procedure.

The *Requested Data Value* IE shall include at least one IE containing the data to be reported.

### 8.2.27.3 Abnormal Conditions

-

## 8.2.28 Information Exchange Termination

### 8.2.28.1 General

This procedure is used by the CRNC to terminate the provision of information previously requested by the Information Exchange Initiation procedure.



### 8.2.28.2 Successful Operation



**Figure 27O: Information Exchange Termination procedure, Successful Operation**

This procedure is initiated with an INFORMATION EXCHANGE TERMINATION REQUEST message sent from the CRNC to the Node B using the Node B Control Port.

Upon reception, the Node B shall terminate the provision of information corresponding to the Information Exchange ID.

### 8.2.28.3 Abnormal Conditions

-

## 8.2.29 Information Exchange Failure

### 8.2.29.1 General

This procedure is used by the Node B to notify the CRNC that information previously requested by the Information Exchange Initiation procedure can no longer be reported.

### 8.2.29.2 Successful Operation



**Figure 27P: Information Exchange Failure procedure, Successful Operation**

This procedure is initiated with the INFORMATION EXCHANGE FAILURE INDICATION message sent from the Node B to the CRNC using the Node B Control Port to inform the CRNC that information previously requested by the Information Exchange Initiation procedure can no longer be reported. The message shall include the same Information Exchange ID that was used in the INFORMATION EXCHANGE INITIATION REQUEST message and the *Cause IE* set to an appropriate value.

## 8.2.30 MBMS Notification Update

### 8.2.30.1 General

This procedure is used to update the MBMS Notification Indicators to be sent over the MICH.

### 8.2.30.2 Successful Operation



**Figure 27Q: MBMS Notification Update procedure, Successful Operation**

The procedure is initiated with an MBMS NOTIFICATION UPDATE COMMAND message sent from the CRNC to the Node B using the Node B Control Port.

The Node B shall use the different NIs in the *NI Information* IE to generate, as specified in ref. [7], the notification indicators it shall transmit on the MICH starting at the next coming MICH CFN equal to the value in the *MICH CFN* IE and for a duration equal to the Modification Period. If the value of *MICH CFN* IE is the same as the one in a previously received MBMS NOTIFICATION UPDATE COMMAND message, and if the MICH CFN occurrence has not been reached yet, the Node B shall overwrite the value of the *NI Information* IE in the previously received MBMS NOTIFICATION UPDATE COMMAND message.

If the *Modification Period* IE is included in the MBMS NOTIFICATION UPDATE COMMAND message, the Node B shall use this as the new Modification Period starting at the next coming MICH CFN equal to the value in the *MICH CFN* IE. If the value of *MICH CFN* IE is the same as the one in a previously received MBMS NOTIFICATION UPDATE COMMAND message, and if the MICH CFN occurrence has not been reached yet, the Node B shall overwrite the value of the *Modification Period* IE in the previously received MBMS NOTIFICATION UPDATE COMMAND message.

If the *Modification Period* IE is not included in the MBMS NOTIFICATION UPDATE COMMAND message, the Node B shall use the last stored Modification Period.

### 8.2.30.3 Abnormal Conditions

If the *Modification Period* IE is not included in the MBMS NOTIFICATION UPDATE COMMAND message and no Modification Period is stored in the Node B, the Node B shall initiate the Error Indication procedure.

## 8.3 NBAP Dedicated Procedures

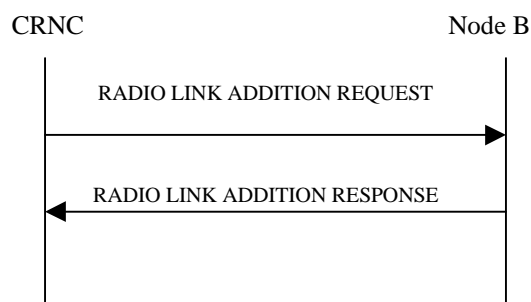
### 8.3.1 Radio Link Addition

#### 8.3.1.1 General

This procedure is used for establishing the necessary resources in the Node B for one or more additional RLs towards a UE when there is already a Node B Communication Context for this UE in the Node B.

The Radio Link Addition procedure shall not be initiated if a Prepared Reconfiguration exists, as defined in subclause 3.1.

#### 8.3.1.2 Successful Operation



**Figure: 28 Radio Link Addition procedure, Successful Operation**

The procedure is initiated with a RADIO LINK ADDITION REQUEST message sent from the CRNC to the Node B using the Communication Control Port assigned to the concerned Node B Communication Context.

Upon reception, the Node B shall reserve the necessary resources and configure the new RL(s) according to the parameters given in the message. Unless specified below, the meaning of parameters is specified in other specifications.

The Node B shall prioritise resource allocation for the RL(s) to be established according to Annex A.

**Physical Channels Handling:**

[TDD – If the [3.84Mcps TDD - *UL DPCH Information IE*] [1.28Mcps TDD - *UL DPCH Information LCR IE*] is present, the Node B shall configure the new UL DPCH(s) according to the parameters given in the message.]

[TDD – If the [3.84Mcps TDD - *DL DPCH Information IE*] [1.28Mcps TDD - *DL DPCH Information LCR IE*] is present, the Node B shall configure the new DL DPCH(s) according to the parameters given in the message.]

**[FDD – Compressed Mode]:**

[FDD – If the RADIO LINK ADDITION REQUEST message includes the *Compressed Mode Deactivation Flag IE* with value "Deactivate", the Node B shall not activate any compressed mode pattern in the new RLs. In all the other cases (Flag set to "Maintain Active" or not present), the ongoing compressed mode (if existing) shall be applied also to the added RLs.]

[FDD- If the Node B Communication Context is configured to use DPCH in the downlink and if the RADIO LINK ADDITION REQUEST message contains the *Transmission Gap Pattern Sequence Code Information IE* for any of the allocated DL Channelisation Codes, the Node B shall apply the alternate scrambling code as indicated for each DL Channelisation Code for which the *Transmission Gap Pattern Sequence Code Information IE* is set to "Code Change".]

**[FDD – DL Code Information]:**

[FDD – When more than one DL DPCH are assigned per RL, the segmented physical channel shall be mapped on to DL DPCHs according to ref. [8]. When  $p$  number of DL DPCHs are assigned to each RL, the first pair of DL Scrambling Code and FDD DL Channelisation Code Number corresponds to "*PhCH number 1*", the second to "*PhCH number 2*", and so on until the  $p$ th to "*PhCH number p*".]

**[TDD – CCTrCH Handling]:**

[TDD – If the *UL CCTrCH Information IE* is present, the Node B shall configure the new UL CCTrCH(s) according to the parameters given in the message.]

[1.28Mcps TDD - If the *UL CCTrCH Information IE* includes the *TDD TPC UL Step Size IE*, the Node B shall configure the uplink TPC step size according to the parameters given in the message, otherwise it shall use the step size configured in other radio link.]

[TDD – If the *DL CCTrCH Information IE* is present, the Node B shall configure the new DL CCTrCH(s) according to the parameters given in the message.]

[TDD - If the *DL CCTrCH Information IE* includes the *TDD TPC DL Step Size IE*, the Node B shall configure the downlink TPC step size according to the parameters given in the message, otherwise it shall use the step size configured in other radio link.]

[1.28 Mcps TDD - The Node B shall configure the HS-SCCH TPC step size to the same value as the *TDD TPC DL Step Size IE* of the lowest numbered DL CCTrCH whose *DL CCTrCH Information IE* includes the *TDD TPC DL Step Size IE*. If no *DL CCTrCH Information IE* includes the *TDD TPC DL Step Size IE*, it shall use the step size configured in other radio link.]

**Radio Link Handling:****Diversity Combination Control:**

The *Diversity Control Field IE* indicates for each RL whether the Node B shall combine the new RL with existing RL(s) or not.

- If the *Diversity Control Field IE* is set to "May", the Node B shall decide for any of the alternatives.
- If the *Diversity Control Field IE* is set to "Must", the Node B shall combine the RL with one of the other - RL.
- If the *Diversity Control Field IE* is set to "Must not", the Node B shall not combine the RL with any other existing RL.

[FDD - The signalled *Diversity Control Field IE* is only applicable for DCHs. In case of E-DCH, if any UARFCN(s) of the cells in the added RL(s) is not equal to at least one of the UARFCN(s) of the cells in the

existing RL(s) in the Node B Communication Context, the Diversity Control Field, for those RL(s) shall be assumed to be set to "May", otherwise it shall be assumed to be set to "Must".]

When a new RL is to be combined, the Node B shall choose which RL(s) to combine it with.

In the case of not combining a RL with a RL established with a previous Radio Link Setup or Radio Link Addition Procedure or a RL previously listed in the RADIO LINK ADDITION RESPONSE message, the Node B shall indicate with the Diversity Indication in the *RL Information Response* IE in the RADIO LINK ADDITION RESPONSE message that no combining is done. In this case, the Node B shall include in the *DCH Information Response* IE both the *Transport Layer Address* IE and the *Binding ID* IE for the transport bearer to be established for each DCH of the RL in the RADIO LINK ADDITION RESPONSE message. [FDD - In this case, for E-DCH, the Node B shall include in the *E-DCH FDD Information Response* IE in the RADIO LINK ADDITION RESPONSE message the *Binding ID* IE and *Transport Layer Address* IE for the transport bearers to be established for each E-DCH MAC-d flow of this RL.]

In the case of combining with a RL established with a previous Radio Link Setup or Radio Link Addition Procedure or with a RL previously listed in this RADIO LINK ADDITION RESPONSE message, the Node B shall indicate with the Diversity Indication in the *RL Information Response* IE in the RADIO LINK ADDITION RESPONSE message that the RL is combined and if the ALCAP is not used, the *Transport Layer Address* IE and the *Binding ID* IE in the *RL Specific DCH Information* IE included in the *RL Information* IE for a specific RL in the RADIO LINK ADDITION REQUEST message, shall not be used. In this case, the *RL ID* IE indicates (one of) the previously established RL(s) or a RL previously listed in this RADIO LINK ADDITION RESPONSE message with which the new RL is combined. [FDD - In the case of combining with an E-DCH RL established with a previous Radio Link Setup or Radio Link Addition Procedure or with a RL previously listed in this RADIO LINK ADDITION RESPONSE message, one of the previously established RLs or a RL previously listed in this RADIO LINK ADDITION RESPONSE message including the *E-DCH FDD Information Response* IE shall be regarded as the RL with which the concerned E-DCH RL is combined. In case E-DCH RL is established for the first time, the Node B shall include *E-DCH FDD Information Response* IE instead of using the Diversity Indication of DCH RL in the *RL Information Response* IE in the RADIO LINK ADDITION RESPONSE message. It shall include in the *E-DCH FDD Information Response* IE the *Binding ID* IE and *Transport Layer Address* IE for the transport bearers to be established for each E-DCH MAC-d flow of this E-DCH RL.]

In the case of a set of co-ordinated DCHs, the *Binding ID* IE and the *Transport Layer Address* IE shall be included for only one of the DCHs in a set of coordinated DCHs.

[TDD – The Node B shall include in the RADIO LINK ADDITION RESPONSE message both the *Transport Layer Address* IE and the *Binding ID* IE for the transport bearer to be established for each DSCH and USCH.]

#### [FDD – Transmit Diversity]:

[FDD – If the *Transmit Diversity Indicator* IE is included in the RADIO LINK ADDITION REQUEST message, the Node B shall activate/deactivate the Transmit Diversity for each new Radio Link in accordance with the *Transmit Diversity Indicator* IE and the already known diversity mode.]

#### DL Power Control:

[FDD – If the RADIO LINK ADDITION REQUEST message includes the *Initial DL Transmission Power* IE, the Node B shall apply the given power to the transmission on each DL DPCH or on the F-DPCH of the RL when starting transmission until either UL synchronisation on the Uu interface is achieved for the RLS or Power Balancing is activated. If no *Initial DL Transmission Power* IE is included, the Node B shall use any transmission power level currently used on already existing RLs for this Node B Communication Context. No inner loop power control or balancing shall be performed during this period. The DL power shall then vary according to the inner loop power control (see ref.[10], subclause 5.2.1.2) with DPC MODE currently configured for the relevant Node B Communication Context and the downlink power control procedure (see subclause 8.3.7).]

[3.84 Mcps TDD – If the RADIO LINK ADDITION REQUEST message includes the *Initial DL Transmission Power* IE, the Node B shall determine the initial CCTrCH DL power for each DCH type CCTrCH by the following rule: If the *CCTrCH Initial DL Transmission Power* IE is included for that CCTrCH, then the Node B shall use that power for the initial CCTrCH DL power, otherwise the initial CCTrCH DL power is the *Initial DL Transmission Power* IE included in the *RL Information* IE. The Node B shall apply the given power to the transmission on each DL DPCH and on each Time Slot of the CCTrCH

when starting transmission until the UL synchronisation on the Uu interface is achieved for the CCTrCH. If no *Initial DL Transmission Power IE* is included (even if *CCTrCH Initial DL Transmission Power IEs* are included), the Node B shall use any transmission power level currently used on already existing CCTrCHs for this Node B Communication Context. No inner loop power control shall be performed during this period. The DL power shall then vary according to the inner loop power control (see ref.[21], subclause 4.2.3.4.)

[1.28 Mcps TDD - If the RADIO LINK ADDITION REQUEST message includes the *Initial DL Transmission Power IE*, the Node B shall determine the initial DL power for each timeslot within a DCH type CCTrCH by the following rule: If the *Initial DL Transmission Power IE* is included in the *DL Timeslot Information LCR IE*, then the Node B shall use that power for the initial DL power and ignore the *DL Time Slot ISCP info LCR*, otherwise the initial DL power is the *Initial DL Transmission Power IE* included in the *RL Information IE* and if *DL Time Slot ISCP info LCR IE* is present, the Node B shall use the indicated value when deciding the initial DL TX Power for each timeslot as specified in [21], it shall reduce the DL TX power in those downlink timeslots of the radio link where the interference is low, and increase the DL TX power in those timeslots where the interference is high, while keeping the total downlink power in the radio link unchanged. The Node B shall apply the given power to the transmission on each DL DPCH and on each Time Slot of the CCTrCH when starting transmission until the UL synchronisation on the Uu interface is achieved for the CCTrCH. If no *Initial DL Transmission Power IE* is included, the Node B shall use any transmission power level currently used on already existing RL/timeslots for this Node B Communication Context. No inner loop power control shall be performed during this period. The DL power shall then vary according to the inner loop power control (see ref.[21], subclause 5.1.2.4).]

[FDD - If the RADIO LINK ADDITION REQUEST message includes the *Maximum DL Power IE*, the Node B shall store this value and not transmit with a higher power on any DL DPCH or on the F-DPCH of the RL. If no *Maximum DL Power IE* is included, any Maximum DL power stored for already existing RLs for this Node B Communication Context shall be applied. If the Node B Communication Context is configured to use DPCH in the downlink, during compressed mode, the  $\delta P_{curr}$ , as described in ref.[10] subclause 5.2.1.3, shall be added to the maximum DL power for the associated compressed frame.]

[FDD - If the RADIO LINK ADDITION REQUEST message includes the *Minimum DL Power IE*, the Node B shall store this value and never transmit with a lower power on any DL DPCH or on the F-DPCH of the RL. If no *Minimum DL Power IE* is included, any Minimum DL power stored for already existing RLs for this Node B Communication Context shall be applied.]

[3.84 Mcps TDD - If the RADIO LINK ADDITION REQUEST message includes the *Maximum DL Power IE*, the Node B shall determine the maximum CCTrCH DL power for each DCH type CCTrCH by the following rule: If the *CCTrCH Maximum DL Transmission Power IE* is included for that CCTrCH, then the Node B shall use that power for the maximum CCTrCH DL power, otherwise the maximum CCTrCH DL power is the *Maximum DL Power IE* included in the *RL Information IE*. If no *Maximum DL Power IE* is included (even if *CCTrCH Maximum DL Transmission Power IEs* are included), any maximum DL power stored for already existing DCH type CCTrCHs for this Node B Communication Context shall be applied.]

[3.84 Mcps TDD - If the RADIO LINK ADDITION REQUEST message includes the *Minimum DL Power IE*, the Node B shall determine the minimum CCTrCH DL power for each DCH type CCTrCH by the following rule: If the *CCTrCH Minimum DL Transmission Power IE* is included for that CCTrCH, then the Node B shall use that power for the minimum CCTrCH DL power, otherwise the minimum CCTrCH DL power is the *Minimum DL Power IE* included in the *RL Information IE*. If no *Minimum DL Power IE* is included (even if *CCTrCH Minimum DL Transmission Power IEs* are included), any minimum DL power stored for already existing DCH type CCTrCHs for this Node B Communication Context shall be applied.]

[1.28 Mcps TDD - If the RADIO LINK ADDITION REQUEST message includes the *Maximum DL Power IE*, the Node B shall determine the maximum DL power for each timeslot within a DCH type CCTrCH by the following rule: If the *Maximum DL Power IE* is included in the *DL Timeslot Information LCR IE* for that timeslot, then the Node B shall use that power for the maximum DL power, otherwise the maximum DL power is the *Maximum DL Power IE* included in the *RL Information IE*. The Node B shall store this value and not transmit with a higher power on any applicable DL DPCH. If no *Maximum DL Power IE* is included, any maximum DL power stored for already existing RL/timeslots for this Node B Communication Context shall be applied.]

[1.28 Mcps TDD - If the RADIO LINK ADDITION REQUEST message includes the *Minimum DL Power IE*, the Node B shall determine the minimum DL power for each timeslot within a DCH type CCTrCH by the following rule: If the *Minimum DL Power IE* is included in the *DL Timeslot Information LCR IE* for that timeslot, then the Node B shall use that power for the minimum DL power, otherwise the minimum DL

power is the *Minimum DL Power* IE included in the *RL Information* IE. The Node B shall store this value and not transmit with a lower power on any applicable DL DPCH. If no *Minimum DL Power* IE is included, any minimum DL power stored for already existing RL/timeslots for this Node B Communication Context shall be applied.]

[3.84Mcps TDD - The initial power, maximum power, and minimum power for DSCH type CCTrCH shall be determined as follows:

- If the DSCH type CCTrCH is paired with an uplink CCTrCH(s) for inner loop power control, the minimum, maximum and initial power for each PDSCH is determined in the same way as described above for DCH type CCTrCHs.
- If the DSCH type CCTrCH is not paired with an uplink CCTrCH(s) for inner loop power control, the PDSCH transmission power is DSCH Data Frame Protocol signalled [24], with the maximum value determined in the same way as described above for DCH type CCTrCHs. The minimum and initial powers, however, are subject to control by the CRNC via the frame protocol].

[1.28 Mcps TDD – If the RADIO LINK ADDITION REQUEST message includes the *Initial DL Transmission Power* IE, the Node B shall determine the initial DL power for each timeslot within a DSCH type CCTrCH by the following rule: If both the *CCTrCH Initial DL Transmission Power* IE, included in the *DL CCTrCH Information* IE, and the *DL Time Slot ISCP Info LCR* IE, included in the *RL Information* IE, are included then the Node B shall use that power for the PDSCH and ignore the *Initial DL Transmission Power* IE included in the *RL Information* IE, otherwise the initial DL Power is the *Initial DL Transmission Power* IE included in the *RL Information* IE and if *DL Time Slot ISCP info LCR* IE is present, the Node B shall use the indicated value when deciding the initial DL TX Power for each timeslot as specified in [21], it shall reduce the DL TX power in those downlink timeslots of the radio link where the interference is low, and increase the DL TX power in those timeslots where the interference is high, while keeping the total downlink power in the radio link unchanged. The Node B shall apply the given power to the transmission on each DL PDSCH and on each Time Slot of the CCTrCH when starting transmission until the UL synchronisation on the Uu interface is achieved for the CCTrCH. If no *Initial DL Transmission Power* IE is included, the Node B shall use any transmission power level currently used on already existing RL/timeslots for this Node B Communication Context. No inner loop power control shall be performed during this period. The DL power shall then vary according to the inner loop power control (see ref.[21], subclause 5.1.2.4).]

[1.28 Mcps TDD - If the RADIO LINK ADDITION REQUEST message includes the *Maximum DL Power* IE, the Node B shall determine the maximum DL power for each timeslot within a DSCH type CCTrCH by the following rule: If the *CCTrCH Maximum DL Transmission Power* IE, included in the *DL CCTrCH Information* IE, is included then the Node B shall use that power for the maximum DL power, otherwise the maximum DL power is the *Maximum DL Power* IE included in the *RL Information* IE. The Node B shall store this value and not transmit with a higher power on any applicable PDSCH. If no *Maximum DL Power* IE is included, any maximum DL power stored for already existing RL/timeslots for this Node B Communication Context shall be applied.]

[1.28 Mcps TDD - If the RADIO LINK ADDITION REQUEST message includes the *Minimum DL Power* IE, the Node B shall determine the minimum DL power for each timeslot within a DSCH type CCTrCH by the following rule: If the *CCTrCH Minimum DL Transmission Power* IE, included in the *DL CCTrCH Information* IE, is included then the Node B shall use that power for the minimum DL power, otherwise the minimum DL power is the *Minimum DL Power* IE included in the *RL Information* IE. The Node B shall store this value and not transmit with a lower power on any applicable PDSCH. If no *Minimum DL Power* IE is included, any minimum DL power stored for already existing RL/timeslots for this Node B Communication Context shall be applied.]

[3.84Mcps TDD – If the RADIO LINK ADDITION REQUEST message includes the *DL Time Slot ISCP Info* IE, the Node B shall use the indicated value when deciding the DL TX Power for each timeslot as specified in ref. [21], i.e. it shall reduce the DL TX power in those downlink timeslots of the radio link where the interference is low, and increase the DL TX power in those timeslots where the interference is high, while keeping the total downlink power in the radio link unchanged].

[FDD – If the power balancing is active with the Power Balancing Adjustment Type of the Node B Communication Context set to "Individual" in the existing RL(s) and the RADIO LINK ADDITION REQUEST message includes the *DL Reference Power* IE, the Node B shall activate the power balancing and use the *DL Reference Power* IE for the power balancing procedure in the new RL(s), if activation of power balancing by the RADIO LINK ADDITION REQUEST message is supported, according to subclause 8.3.7.

In this case, the Node B shall include the *DL Power Balancing Activation Indicator* IE in the *RL Information Response* IE in the RADIO LINK ADDITION RESPONSE message. If the Node B starts the DL transmission and the activation of the power balancing at the same CFN, the initial power of the power balancing, i.e.  $P_{mit}$  shall be set to the power level indicated by the *Initial DL Transmission Power* IE (if received) or the decided DL TX power level on each DL channelisation code of a RL based on power level of existing RLs.]

**[1.28Mcps TDD – Uplink Synchronisation Parameters LCR]:**

[1.28Mcps TDD - If the RADIO LINK ADDITION REQUEST message contains the *Uplink Synchronisation Parameters LCR* IE, the Node B shall use the indicated values of *Uplink Synchronisation Stepsize* IE and *Uplink Synchronisation Frequency* IE when evaluating the timing of the UL synchronisation.]

**General:**

If the RADIO LINK ADDITION REQUEST message includes the *RL Specific DCH Information* IE, the Node B may use the transport layer address and the binding identifier received from the CRNC when establishing a transport bearer for the DCH or the set of co-ordinated DCHs.

If the RADIO LINK ADDITION REQUEST message includes the *RL Specific E-DCH Information* IE, the Node B may use the transport layer addresses and the binding identifiers received from the CRNC when establishing transport bearers for the MAC-d flows of the E-DCHs.

The Node B shall start reception on the new RL(s) after the RLs are successfully established.

[FDD - If the RADIO LINK ADDITION REQUEST message includes the *Initial DL DPCH Timing Adjustment Allowed* IE, then the Node B may perform an initial DL DPCH Timing Adjustment (i.e. perform a timing advance or a timing delay with respect to the SFN timing) on a Radio Link. In this case, the Node B shall include, for the concerned Radio Link(s), the *Initial DL DPCH Timing Adjustment* IE in the *Radio Link Information Response* IE in the RADIO LINK ADDITION RESPONSE message.]

[FDD – If the RADIO LINK ADDITION REQUEST message includes the *Synchronisation Indicator* IE, set to "Timing Maintained Synchronisation", the Node B shall use synchronisation procedure B according to subclause 4.3.2.4 in [10]. The Node B shall select the TPC pattern as if "first RLS indicator" is set to "first RLS" according to subclause 5.1.2.2.1.2 in [10].]

**[FDD – Radio Link Set Handling]:**

[FDD – For each RL not having a common generation of the TPC commands in the DL with another RL, the Node B shall assign the *RL Set ID* IE included in the RADIO LINK ADDITION RESPONSE message a value that uniquely identifies the RL Set within the Node B Communication Context. In case of E-DCH, the generation of E-HICH related information for RLs in different RL Sets shall not be common.]

[FDD – For all RLs having a common generation of the TPC commands in the DL with another new or existing RL, the Node B shall assign the *RL Set ID* IE included in the RADIO LINK ADDITION RESPONSE message the same value. This value shall uniquely identify the RL Set within the Node B Communication Context. In case of E-DCH, the generation of E-HICH information for all RLs in a RL Set shall be common.]

[FDD – After addition of the new RL(s), the UL out-of-sync algorithm defined in [10] shall, for each of the previously existing and newly established RL Set(s), use the maximum value of the parameters  $N_{OUTSYNC\_IND}$  and  $T_{RLFAILURE}$  that are configured in the cells supporting the radio links of the RL Set. The UL in-sync algorithm defined in [10] shall, for each of the established RL Set(s), use the minimum value of the parameters  $N_{INSYNC\_IND}$ , that are configured in the cells supporting the radio links of the RL Set.]

[FDD - For all RLs having a common generation of E-RGCH information with another RL, or are candidates for a common generation of E-RGCH information with another RL, when this Node B would contain the E-DCH serving RL, the Node B shall assign to each RL the same value for the *E-DCH RL Set ID* IE, included in the RADIO LINK ADDITION RESPONSE message, to uniquely identify these RLs as members of the same E-DCH RL Set within the Node B Communication Context.]

**[FDD - Serving HS-DSCH Radio Link Change]:**

[FDD - If the RADIO LINK ADDITION REQUEST message includes the *HS-DSCH Serving Cell Change Information* IE, then *HS-PDSCH RL ID* IE indicates the new Serving HS-DSCH Radio Link:]

- [FDD - In the new configuration the Node B shall allocate the HS-PDSCH resources for the new Serving HS-PDSCH Radio Link.]
- [FDD - The Node B may include the *HARQ Memory Partitioning* IE in the *HS-DSCH FDD Information Response* IE in the RADIO LINK ADDITION RESPONSE message.]
- [FDD - The Node B shall allocate HS-SCCH codes corresponding to the HS-DSCH and include the *HS-SCCH Specific Information Response* IE in the *HS-DSCH FDD Information Response* IE in the RADIO LINK ADDITION RESPONSE message.]

**[FDD - HS-DSCH Setup at Serving HS-DSCH Radio Link Change:]**

[FDD - If the *HS-DSCH Information* IE is present in the *HS-DSCH Serving Cell Change Information* IE, then:]

- [FDD - The Node B shall setup the requested HS-PDSCH resources on the Serving HS-DSCH Radio Link indicated by the *HS-PDSCH RL ID* IE.]
- [FDD - The Node B shall include the *HARQ Memory Partitioning* IE in the *HS-DSCH FDD Information Response* IE in the RADIO LINK ADDITION RESPONSE message.]
- [FDD - If the RADIO LINK ADDITION REQUEST message includes the *MAC-hs Guaranteed Bit Rate* IE for a Priority Queue in the *HS-DSCH MAC-d Flows Information* IE in the *HS-DSCH Information* IE, then the Node B shall use this information to optimise MAC-hs scheduling decisions for the related HSDPA Priority Queue.]
- [FDD - If the RADIO LINK ADDITION REQUEST message includes the *Discard Timer* IE for a Priority Queue in the *HS-DSCH MAC-d Flows Information* IE in the *HS-DSCH Information* IE, then the Node B shall use this information to discard out-of-date MAC-hs SDUs from the related HSDPA Priority Queue.]
- [FDD - The Node B shall include the *HS-DSCH Initial Capacity Allocation* IE in the *HS-DSCH FDD Information Response* IE in the RADIO LINK ADDITION RESPONSE message for every HS-DSCH MAC-d flow being established, if the Node B allows the CRNC to start transmission of MAC-d PDUs before the Node B has allocated capacity on user plane as described in [24].]
- [FDD – If the RADIO LINK ADDITION REQUEST message includes the *HS-SCCH Power Offset* IE in the *HS-DSCH Information* IE, then the Node B may use this value to determine the HS-SCCH power. The HS-SCCH Power Offset should be applied for any HS-SCCH transmission to this UE.]
- [FDD – If the RADIO LINK ADDITION REQUEST message includes the *Measurement Power Offset* IE in the *HS-DSCH Information* IE, then the Node B shall use the measurement power offset as described in ref [10], subclause 6A.2.]
- [FDD – The Node B shall allocate HS-SCCH codes corresponding to the HS-DSCH and include the *HS-SCCH Specific Information Response* IE in the *HS-DSCH FDD Information Response* IE in the RADIO LINK ADDITION RESPONSE message.]
- [FDD – If the RADIO LINK ADDITION REQUEST message includes the *HARQ Preamble Mode* IE in the *HS-DSCH Information* IE, then the Node B shall use the indicated HARQ Preamble Mode as described in [10], if HS-DPCCH ACK/NACK preamble and postamble is supported. Then, in this case, if the mode 1 is applied, the Node B shall include the *HARQ Preamble Mode Activation Indicator* IE in the *HS-DSCH Information Response* IE in the RADIO LINK ADDITION RESPONSE message. If the *HARQ Preamble Mode* IE is not included or if the mode 0 is applied, then the Node B shall not include the *HARQ Preamble Mode Activation Indicator* IE in the *HS-DSCH Information Response* IE in the RADIO LINK ADDITION RESPONSE message.]
- [FDD - If the *Serving Cell Change CFN* IE is included into the RADIO LINK ADDITION REQUEST message, then the Node B shall activate the resources that are allocated for the new serving HS-DSCH Radio Link at the next coming CFN with a value equal to the value requested by the RNC. In the new configuration the Node B shall, if applicable, de-allocate the HS-PDSCH resources of the old Serving HS-PDSCH Radio Link. The Node



B shall deactivate those resources at the next coming CFN with a value equal to the value requested by the RNC.  
]

- [FDD- If the *Serving Cell Change CFN* IE is not included then the Node B shall activate immediately the resources that are allocated for the new serving HS-PDSCH Radio Link, and shall keep active the resources that are allocated for the previous serving HS-PDSCH Radio Link.]
- [FDD- If the *Serving Cell Change CFN* IE is not included into the RADIO LINK ADDITION REQUEST message, then the Node B shall include the *Transport Layer Address* IE and the *Binding ID* IE for HS-DSCH MAC-d flow for the serving HS-PDSCH RL into the *HS-DSCH FDD Information Response* IE in the RADIO LINK ADDITION RESPONSE message.]
- [FDD- If the *HS-DSCH Information* IE is present in the *HS-DSCH Serving Cell Change Information* IE, then the Node B shall include the *Transport Layer Address* IE and the *Binding ID* IE for HS-DSCH MAC-d flow for the serving HS-PDSCH RL into the *HS-DSCH FDD Information Response* IE in the RADIO LINK ADDITION RESPONSE message.]
- [FDD- If the Node B needs a bearer re-arrangement, then the Node B may include the *Transport Layer Address* IE and the *Binding ID* IE for HS-DSCH MAC-d flow for the serving HS-PDSCH RL into the *HS-DSCH FDD Information Response* IE in the RADIO LINK ADDITION RESPONSE message.]
- [FDD - If the requested Serving HS-DSCH Radio Link Change was successful or unsuccessful, the Node B shall indicate this in the *HS-DSCH Serving Cell Change Information Response* IE in the RADIO LINK ADDITION RESPONSE message.]

#### [FDD - E-DCH]:

[FDD – If the RADIO LINK ADDITION REQUEST message contains the *E-DCH RL Indication* IE, set to "E-DCH", in the *RL Information* IE, then for every such RL:]

- [FDD – The Node B shall setup the E-DCH resources as configured in the Node B Communication Context.]
- [FDD – The Node B may include the *E-AGCH And E-RGCH/E-HICH FDD Scrambling Code* IE and shall include the *E-RGCH/E-HICH Channelisation Code* IE and the corresponding *E-HICH Signature Sequence* IE and the Node B may include the corresponding *E-RGCH Signature Sequence* IE in the *E-DCH FDD DL Control Channel Information* IE in *RL Information Response* IE for every RL indicated by the *E-DCH RL Indication* IE, set to "E-DCH" in the RADIO LINK ADDITION RESPONSE message.]
- [FDD – If the RADIO LINK ADDITION REQUEST message includes the *E-RGCH Power Offset* IE in the *RL Specific E-DCH Information* IE, then the Node B may use this value to determine the E-RGCH power for the RL. The E-RGCH Power Offset should be applied for any E-RGCH transmission to this UE.]
- [FDD – If the RADIO LINK ADDITION REQUEST message includes the *E-HICH Power Offset* IE in the *RL Specific E-DCH Information* IE, then the Node B may use this value to determine the E-HICH power for the RL. The E-HICH Power Offset should be applied for any E-HICH transmission to this UE.]

#### [FDD - Serving E-DCH Radio Link Change:]

[FDD - If the RADIO LINK ADDITION REQUEST message includes the *Serving E-DCH RL* IE, then *Serving E-DCH RL* IE indicates the new Serving E-DCH Radio Link:]

- [FDD - If the new Serving E-DCH RL is in this Node B:]
  - [FDD - The Node B may allocate a primary E-RNTI identifier or a secondary E-RNTI identifier or both for the new Serving E-DCH Radio Link and include these E-RNTI identifiers along with the channelisation code of the corresponding E-AGCH in the *E-DCH FDD DL Control Channel Information* IE in the *E-DCH Serving Cell Change Information Response* IE in the RADIO LINK ADDITION RESPONSE message.]
  - [FDD - The Node B may include the *Serving Grant Value* IE and *Primary/Secondary Grant Selector* IE in the *E-DCH Serving Cell Change Information Response* IE in the RADIO LINK ADDITION RESPONSE message for the initial grant for the new serving E-DCH RL.]
  - [FDD - If the E-DCH HARQ process allocation for 2ms TTI for scheduled and/or non-scheduled transmission shall be changed, the Node B shall allocate resources according to the new/changed

configuration and include the new/changed configuration in the *E-DCH FDD Information Response* IE in the RADIO LINK ADDITION RESPONSE message]

- [FDD – The Node B may include the *E-RGCH/E-HICH Channelisation Code* IE and/or the *E-HICH Signature Sequence* IE and/or the *E-RGCH Signature Sequence* IE or may alternatively include the *E-RGCH Release Indicator* IE in the *E-DCH FDD DL Control Channel Information* IE in the *E-DCH Serving Cell Change Information Response* IE in the RADIO LINK ADDITION RESPONSE message for any of the other E-DCH Radio Links in the Node B Communication Context that have not been included in the *E-DCH FDD DL Control Channel Information* IE in *RL Information Response* IE.]
- [FDD - If the *Serving Cell Change CFN* IE is included in the RADIO LINK ADDITION REQUEST message, then the Node B shall activate the resources that are allocated for the new serving E-DCH Radio Link at the next coming CFN with a value equal to the value requested by the RNC. In the new configuration the Node B shall, if applicable, de-allocate the E-AGCH resources of the old Serving E-DCH Radio Link. The Node B shall deactivate those resources at the next coming CFN with a value equal to the value requested by the SRNC.]
- [FDD - If the *Serving Cell Change CFN* IE is not included then the Node B shall activate immediately the resources that are allocated for the new serving E-DCH Radio Link.]
- [FDD - If the addition of the requested Serving E-DCH Radio Link was successful but the Serving E-DCH Radio Link change was unsuccessful, the Node B shall indicate this in the *E-DCH Serving Cell Change Information Response* IE in the RADIO LINK ADDITION RESPONSE message.]

#### [FDD - E-DPCH Handling]:

[FDD - If the RADIO LINK ADDITION REQUEST message includes an *E-DPCH Information* IE, the Node B shall use the new parameters for the related resource allocation operations]

#### [FDD - E-DCH Setup:]

[FDD - If the *E-DCH FDD Information* IE is present in the RADIO LINK ADDITION REQUEST message:]

- [FDD - If the RADIO LINK ADDITION REQUEST message includes the *MAC-es Guaranteed Bit Rate* IE in the *E-DCH Logical Channel information* IE in the *E-DCH FDD Information* IE, then the Node B shall use this information to optimise MAC-e scheduling decisions.]
- [FDD - If the *TNL QoS* IE is included for an E-DCH MAC-d flow and if ALCAP is not used, the *TNL QoS* IE may be used by the Node B to determine the transport bearer characteristics to apply in the uplink for the related MAC-d flow.]
- [FDD - If the RADIO LINK ADDITION REQUEST message includes the *HARQ Process Allocation For 2ms Scheduled Transmission Grant* IE, the Node B shall use this information for the related resource allocation operation.]
- [FDD - If the RADIO LINK ADDITION REQUEST message includes the *Serving E-DCH RL* IE indicating that the Serving E-DCH RL is in this Node B:]
  - [FDD - The Node B shall allocate a primary E-RNTI identifier or a secondary E-RNTI identifier or both for the corresponding RL and include these E-RNTI identifiers and the channelisation code of the corresponding E-AGCH in the *E-DCH FDD DL Control Channel Information* IE in the *E-DCH Serving Cell Change Information Response* IE in the RADIO LINK ADDITION RESPONSE message.]
  - [FDD - The Node B may include the *Serving Grant Value* IE and *Primary/Secondary Grant Selector* IE in the *E-DCH Serving Cell Change Information Response* IE in the RADIO LINK ADDITION RESPONSE message for the initial grant for the serving E-DCH RL.]
  - [FDD - If the E-DCH HARQ process allocation for 2ms TTI for scheduled and/or non-scheduled transmission shall be changed, the Node B shall allocate resources according to the new configuration and include the new configuration in the *E-DCH FDD Information Response* IE in the RADIO LINK ADDITION RESPONSE message.]
  - [FDD - For all RLs having a common generation of E-RGCH information with another RL, or are candidates for a common generation of E-RGCH information with another RL, when this Node B would contain the E-DCH serving RL, the Node B shall assign to each RL the same value for the *E-DCH RL Set ID* IE, included in the

RADIO LINK ADDITION RESPONSE message, to uniquely identify these RLs as members of the same E-DCH RL Set within the Node B Communication Context.]

- [FDD - For each RL, for which E-DCH is configured, not having a common generation of E-RGCH and related information with another RL, or are no candidates for a common generation of E-RGCH related information with another RL, when this Node B would contain the E-DCH serving RL, the Node B shall assign different values for the *E-DCH RL Set ID* IE, included in the RADIO LINK ADDITION RESPONSE message, to uniquely identify different E-DCH RL Sets within the Node B Communication Context.]
- [FDD - If the RADIO LINK ADDITION REQUEST message includes the *E-DCH MAC-d Flow Multiplexing List* IE for an E-DCH MAC-d flow the Node B shall use this information for the related resource allocation operation.]
- [FDD - If in the RADIO LINK ADDITION REQUEST message the E-DCH Grant Type is indicated as being "E-DCH Non-Scheduled Transmission Grant" for an E-DCH MAC-d flow the Node B shall assume non-scheduled grants being configured for that E-DCH MAC-d flow and shall use the information within the *HARQ Process Allocation For 2ms Non-Scheduled Transmission Grant* IE, if included, for the related resource allocation operation.]
- [FDD - If in the RADIO LINK ADDITION REQUEST message the E-DCH Grant Type is indicated as being "E-DCH Scheduled Transmission Grant" for an E-DCH MAC-d flow the Node B shall assume scheduled grants being configured for that E-DCH MAC-d flow.]
- [FDD - If the RADIO LINK ADDITION REQUEST message includes the *Bundling Mode Indicator* IE for an E-DCH MAC-d flow in the *E-DCH MAC-d Flow Specific Information* IE in the *E-DCH FDD Information* IE and the *Bundling Mode Indicator* IE is set to "Bundling" and the *E-TTI* IE is set to "2ms", then the Node B shall use the bundling mode for the E-DCH UL data frames for the related MAC-d flow, otherwise the Node B shall use the non-bundling mode for the E-DCH UL data frames for the related MAC-d flow.]
- [FDD - If the RADIO LINK ADDITION REQUEST message includes the *E-DCH Maximum Bitrate* IE for an E-DCH, the Node B shall use this information for the related resource allocation operation, and when applicable, for E-DCH scheduling.]
- [FDD - If the RADIO LINK ADDITION REQUEST message includes the *E-DCH Processing Overload Level* IE, then if the Node B could not decode the E-DPCCH/E-DPDCH for the last consecutive number of TTIs, indicated in the *E-DCH Processing Overload Level* IE, because of processing issue, the Node B shall notify the RNC by initiating the Radio Link Failure procedure.]
- [FDD – If the RADIO LINK ADDITION REQUEST message includes the *E-DCH Reference Power Offset* IE, then the Node B may use this value as a default HARQ power offset if it is not able to decode the MAC-e PDU and to determine the value of the actual HARQ power offset.]
- [FDD – If the RADIO LINK ADDITION REQUEST message includes the *E-AGCH Power Offset* IE in the *RL Specific E-DCH Information* IE, then the Node B may use this value to determine the E-AGCH power. The E-AGCH Power Offset should be applied for any E-AGCH transmission to this UE.]
- [FDD – If the RADIO LINK ADDITION REQUEST message includes the *E-RGCH Power Offset* IE in the *RL Specific E-DCH Information* IE, then the Node B may use this value to determine the E-RGCH power for the RL. The E-RGCH Power Offset should be applied for any E-RGCH transmission to this UE.]
- [FDD – If the RADIO LINK ADDITION REQUEST message includes the *E-HICH Power Offset* IE in the *RL Specific E-DCH Information* IE, then the Node B may use this value to determine the E-HICH power for the RL. The E-HICH Power Offset should be applied for any E-HICH transmission to this UE.]

#### [TDD - HS-DSCH Setup]:

[TDD - If the *HS-DSCH Information* IE is present in the RADIO LINK ADDITION REQUEST message, then]:

- [TDD - The Node B shall setup the requested HS-PDSCH resources on the Serving HS-DSCH Radio Link indicated by the *HS-PDSCH RL ID* IE.]
- [TDD - The Node B shall include the *HARQ Memory Partitioning* IE in the *HS-DSCH TDD Information Response* IE in the RADIO LINK ADDITION RESPONSE message.]

- [TDD - The Node B shall include in the RADIO LINK ADDITION RESPONSE message the *Binding ID* IE and *Transport Layer Address* IE for establishment of transport bearer for every HS-DSCH MAC-d flow being established.]
- [TDD - If the RADIO LINK ADDITION REQUEST message includes the *Transport Layer Address* IE and *Binding ID* IE in the *HS-DSCH Information* IE for an HS-DSCH MAC-d flow, then the Node B may use the transport layer address and the binding identifier received from the CRNC when establishing a transport bearer for the concerned HS-DSCH MAC-d flow.]
- [TDD - If the RADIO LINK ADDITION REQUEST message includes the *MAC-hs Guaranteed Bit Rate* IE for a Priority Queue in the *HS-DSCH MAC-d Flows Information* IE in the *HS-DSCH Information* IE, then the Node B shall use this information to optimise MAC-hs scheduling decisions for the related HSDPA Priority Queue.]
- [TDD - If the RADIO LINK ADDITION REQUEST message includes the *Discard Timer* IE for a Priority Queue in the *HS-DSCH MAC-d Flows Information* IE in the *HS-DSCH Information* IE, then the Node B shall use this information to discard out-of-date MAC-hs SDUs from the related HSDPA Priority Queue.]
- [TDD - The Node B shall include the *HS-DSCH Initial Capacity Allocation* IE in the *HS-DSCH TDD Information Response* IE in the RADIO LINK ADDITION RESPONSE message for every HS-DSCH MAC-d flow being established, if the Node B allows the CRNC to start transmission of MAC-d PDUs before the Node B has allocated capacity on user plane as described in [24].]
- [TDD - The Node B shall allocate HS-SCCH parameters corresponding to the HS-DSCH and include the [3.84Mcps TDD - *HS-SCCH Specific Information Response* IE] [1.28Mcps TDD - *HS-SCCH Specific Information Response LCR* IE] in the *HS-DSCH TDD Information Response* IE in the RADIO LINK ADDITION RESPONSE message.]

**[TDD - Intra-Node B Serving HS-DSCH Radio Link Change]:**

[TDD - If the RADIO LINK ADDITION REQUEST message includes the *HS-PDSCH RL ID* IE, this indicates the new Serving HS-DSCH Radio Link]:

- [TDD - The Node B may include the *HARQ Memory Partitioning* IE in the *HS-DSCH TDD Information Response* IE in the RADIO LINK ADDITION RESPONSE message.]
- [TDD - The Node B shall allocate HS-SCCH parameters corresponding to the HS-DSCH and include the [3.84Mcps TDD - *HS-SCCH Specific Information Response* IE] [1.28Mcps TDD - *HS-SCCH Specific Information Response LCR* IE] in the *HS-DSCH TDD Information Response* IE in the RADIO LINK ADDITION RESPONSE message.]

**Response Message:**

If all requested RLs are successfully added, the Node B shall respond with a RADIO LINK ADDITION RESPONSE message.

After sending the RADIO LINK ADDITION RESPONSE message, the Node B shall continuously attempt to obtain UL synchronisation on the Uu interface.

For each RL for which the *Delayed Activation* IE is not included in the RADIO LINK ADDITION REQUEST message, the Node B shall:

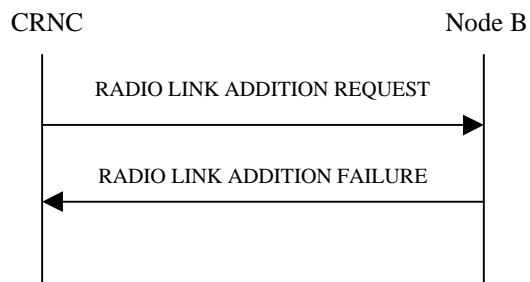
- [FDD - start transmission on the DL DPDCH(s) of the new RL as specified in [16].]
- [TDD - start transmission on the new RL immediately as specified in [16].]

For each RL for which the *Delayed Activation* IE is included in the RADIO LINK ADDITION REQUEST message, the Node B shall:

- if the *Delayed Activation* IE indicates "Separate Indication":
  - not start any DL transmission for the concerned RL on the Uu interface;
- if the *Delayed Activation* IE indicates "CFN":
  - [FDD - start transmission on the DL DPDCH(s) of the new RL as specified in [16], however never before the CFN indicated in the *Activation CFN* IE.]

- [TDD – start transmission on the new RL at the CFN indicated in the *Activation CFN* IE as specified in [16].]

### 8.3.1.3 Unsuccessful Operation



**Figure 29: Radio Link Addition procedure: Unsuccessful Operation**

If the establishment of at least one radio link is unsuccessful, the Node B shall respond with a RADIO LINK ADDITION FAILURE message. The message contains the failure cause in the *Cause* IE.

[FDD - If some RL(s) were established successfully, the Node B shall indicate this in the RADIO LINK ADDITION FAILURE message in the same way as in the RADIO LINK ADDITION RESPONSE message.]

[FDD – If the RADIO LINK ADDITION REQUEST contains a *C-ID* IE indicating that a Radio Link must be established on a Cell where DPC Mode change is not supported and DPC Mode can be changed for the relevant Node B Communication Context, the Node B shall consider the procedure as failed for the concerned Radio Link and shall respond with a RADIO LINK ADDITION FAILURE with the appropriate cause value ("DPC Mode change not supported").]

[FDD - If the requested Serving HS-DSCH Radio Link Change was successful, or if the addition of the requested serving HS-DSCH Radio Link was successful or existed already but the Serving HS-DSCH Radio Link change was unsuccessful, the Node B shall indicate this in the *HS-DSCH Serving Cell Change Information Response* IE in the RADIO LINK ADDITION FAILURE message.]

[FDD - If the requested Serving E-DCH Radio Link Change was successful, or if the addition of the requested serving E-DCH Radio Link was successful or existed already but the Serving E-DCH Radio Link change was unsuccessful, the Node B shall indicate this in the *E-DCH Serving Cell Change Information Response* IE in the RADIO LINK ADDITION FAILURE message.]

Typical cause values are as follows:

#### Radio Network Layer Cause

- Combining not supported
- Combining Resources not available
- Requested Tx Diversity Mode not supported
- UL SF not supported
- DL SF not supported
- Reconfiguration CFN not elapsed
- CM not supported
- [FDD – DPC Mode change not supported]
- Delayed Activation not supported

#### Transport Layer Cause

- Transport Resources Unavailable

#### Miscellaneous Cause

- O&M Intervention
- Control processing overload
- HW failure

#### 8.3.1.4 Abnormal conditions

[FDD – If the RADIO LINK ADDITION REQUEST message contains the *Compressed Mode Deactivation Flag* IE with the value "Deactivate" when compressed mode is active for the existing RL(s), and at least one of the new RL is added in a cell that has the same UARFCN (both UL and DL) of at least one cell with an already existing RL, the Node B shall regard the Radio Link Addition procedure as failed and shall respond with a RADIO LINK ADDITION FAILURE message with the cause value "Invalid CM settings".]

[FDD – If the power balancing is active with the Power Balancing Adjustment Type of the Node B Communication Context set to "Individual" in the existing RL(s) and if the *DL Reference Power* IEs are included in the *RL Information* IE but the *DL Reference Power* IE is not present for each RL in the *RL Information* IE, the Node B shall regard the Radio Link Addition procedure as failed and shall respond with a RADIO LINK ADDITION FAILURE message.]

[FDD – If the RADIO LINK ADDITION REQUEST message includes the *DL Reference Power* IEs in the *RL Information* IE but the power balancing is not active in the existing RL(s) or the power balancing is active with the Power Balancing Adjustment Type of the Node B Communication Context set to "Common" in the existing RL(s), the Node B shall regard the Radio Link Addition procedure as failed and shall respond with a RADIO LINK ADDITION FAILURE message with the cause value "Power Balancing status not compatible".]

If the RADIO LINK ADDITION REQUEST message includes the *Transport Layer Address* IE and the *Binding ID* IE in the *RL Specific DCH Information* IE or *RL Specific E-DCH Information* IE included in the *RL Information* IE for a specific RL and the *Diversity Control Field* IE is set to "Must", the Node B shall regard the Radio Link Addition procedure as failed and respond with the RADIO LINK ADDITION FAILURE message.

If ALCAP is not used, if the RADIO LINK ADDITION REQUEST message does not include the *Transport Layer Address* IE and the *Binding ID* IE in the *RL Specific DCH Information* IE in the *RL Information* IE for a specific RL and the *Diversity Control Field* IE is set to "May", the Node B shall reject the Radio Link Addition procedure and respond with the RADIO LINK ADDITION FAILURE message.

If ALCAP is not used, if the RADIO LINK ADDITION REQUEST message does not include the *Transport Layer Address* IE and the *Binding ID* IE in the *RL Specific DCH Information* IE in the *RL Information* IE for a specific RL and the *Diversity Control Field* IE is set to "Must Not", the Node B shall reject the Radio Link Addition procedure and respond with the RADIO LINK ADDITION FAILURE message.

If the RADIO LINK ADDITION REQUEST message contains the *Transport Layer Address* IE or the *Binding ID* IE, and not both are present for a transport bearer intended to be established, the Node B shall reject the procedure using the RADIO LINK ADDITION FAILURE message.

[FDD - If the concerned Node B Communication Context is configured to use F-DPCH in the downlink, if at least one Transmission Gap Pattern Sequence is configured with an SF/2 downlink compressed mode method in the Compressed Mode Configuration and if the RADIO LINK ADDITION REQUEST message includes the *Transmission Gap Pattern Sequence Code Information* IE for any DL Channelisation Code, then the Node B shall reject the procedure using the RADIO LINK ADDITION FAILURE message.]

[FDD - If the RADIO LINK ADDITION REQUEST message includes the *HS-DSCH Serving Cell Change Information* IE but not the *HS-DSCH FDD Information* IE and the Node B Communication Context is not configured for HS-DSCH, then the Node B shall reject the procedure using the RADIO LINK ADDITION FAILURE message.]

[FDD - If the RADIO LINK ADDITION REQUEST message includes the *Serving E-DCH RL* IE but the Node B Communication Context is not configured for E-DCH, then the Node B shall reject the procedure using the RADIO LINK ADDITION FAILURE message.]

[FDD - If the RADIO LINK ADDITION REQUEST message includes the *Serving Cell Change CFN* IE but neither the *Serving E-DCH RL* IE nor *HS-DSCH Serving Cell Change Information* IE is included into, then the Node B shall reject the procedure using the RADIO LINK ADDITION FAILURE message.]

[FDD - If the *E-DCH FDD Information* IE is present in the RADIO LINK ADDITION REQUEST message, but the *E-DPCH Information* IE is not present, then the Node B shall reject the procedure using the RADIO LINK ADDITION FAILURE message.]

[FDD - If the RADIO LINK ADDITION REQUEST message includes the *E-DCH RL Indication* IE set to "E-DCH", but no *E-DCH FDD Information* IE, and the Node B Communication Context is not configured for E-DCH, then the Node B shall reject the procedure using the RADIO LINK ADDITION FAILURE message.]

[FDD - If the RADIO LINK ADDITION REQUEST message includes the *E-DCH FDD Information* IE but no *E-DCH RL Indication* IE set to "E-DCH", then the Node B shall reject the procedure using the RADIO LINK ADDITION FAILURE message.]

[TDD - If the RADIO LINK ADDITION REQUEST message includes the *HS-PDSCH RL-ID* IE not equal to the *RL ID* IE, the Node B shall reject the procedure using the RADIO LINK ADDITION FAILURE message.]

[TDD - If the RADIO LINK ADDITION REQUEST message contains the *HS-DSCH Information* IE and if the Priority Queues associated with the same *HS-DSCH MAC-d Flow ID* IE have the same *Scheduling Priority Indicator* IE value, the Node B shall reject the procedure using the RADIO LINK ADDITION FAILURE message.]

[TDD - If the RADIO LINK ADDITION REQUEST message contains the *Transport Layer Address* IE or the *Binding ID* IE when establishing a transport bearer for HS-DSCH MAC-d flow being added, and not both are present for a transport bearer intended to be established, the Node B shall reject the procedure using the RADIO LINK ADDITION FAILURE message.]

[FDD - If the RADIO LINK ADDITION REQUEST message contains information which would configure a HS-DSCH Radio Link, but the Serving HS-DSCH Radio Link and the Serving E-DCH Radio Link are not in the same cell then the Node B shall reject the procedure using the RADIO LINK ADDITION FAILURE message.]

[FDD - If the RADIO LINK ADDITION REQUEST message contains information which would configure an E-DCH Radio Link, but the Serving HS-DSCH Radio Link and the Serving E-DCH Radio Link are not in the same cell then the Node B shall reject the procedure using the RADIO LINK ADDITION FAILURE message.]

[FDD - If the RADIO LINK ADDITION REQUEST message contains the *HS-DSCH Serving Cell Change Information* IE and the *E-DPCH Information* IE which includes the *HS-DSCH Configured Indicator* IE set as 'HS-DSCH not configured' then the Node B shall reject the procedure using the RADIO LINK ADDITION FAILURE message.]

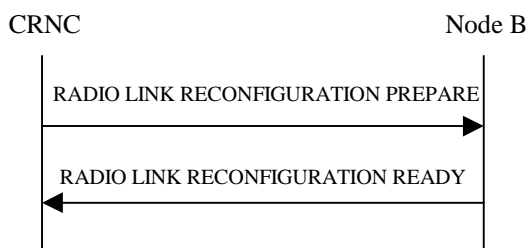
## 8.3.2 Synchronised Radio Link Reconfiguration Preparation

### 8.3.2.1 General

The Synchronised Radio Link Reconfiguration Preparation procedure is used to prepare a new configuration of Radio Link(s) related to one Node B Communication Context.

The Synchronised Radio Link Reconfiguration Preparation procedure shall not be initiated if a Prepared Reconfiguration exists, as defined in subclause 3.1.

### 8.3.2.2 Successful Operation



**Figure 30: Synchronised Radio Link Reconfiguration Preparation procedure, Successful Operation**

The Synchronised Radio Link Reconfiguration Preparation procedure is initiated by the CRNC by sending the RADIO LINK RECONFIGURATION PREPARE message to the Node B. The message shall use the Communication Control Port assigned for this Node B Communication Context.

Upon reception, the Node B shall reserve necessary resources for the new configuration of the Radio Link(s) according to the parameters given in the message. Unless specified below, the meaning of parameters is specified in other specifications.

The Node B shall prioritise resource allocation for the RL(s) to be modified according to Annex A.

#### **DCH Modification:**

If the RADIO LINK RECONFIGURATION PREPARE message includes any *DCHs To Modify* IE then the Node B shall treat them each as follows:

- If the *DCHs To Modify* IE includes the *Frame Handling Priority* IE, the Node B should store this information for this DCH in the new configuration. The received Frame Handling Priority should be used when prioritising between different frames in the downlink on the radio interface in congestion situations within the Node B once the new configuration has been activated.
- If the *DCHs To Modify* IE includes the *Transport Format Set* IE for the UL of a DCH, the Node B shall apply the new Transport Format Set in the Uplink of this DCH in the new configuration.
- If the *DCHs To Modify* IE includes the *TNL QoS* IE for a DCH or a set of co-ordinated DCHs to be modified and if ALCAP is not used, the Node B may store this information for this DCH in the new configuration. The *TNL QoS* IE may be used to determine the transport bearer characteristics to apply in the uplink for the related DCH or set of co-ordinated DCHs.
- If the *DCHs To Modify* IE includes the *Transport Format Set* IE for the DL of a DCH, the Node B shall apply the new Transport Format Set in the Downlink of this DCH in the new configuration.
- If the *DCHs To Modify* IE includes the *Allocation/Retention Priority* IE for a DCH, the Node B shall apply the new Allocation/Retention Priority to this DCH in the new configuration according to Annex A.
- If the *DCHs To Modify* IE includes multiple *DCH Specific Info* IEs, the Node B shall treat the DCHs in the *DCHs to Modify* IE as a set of co-ordinated DCHs. The Node B shall include these DCHs in the new configuration only if it can include all of them in the new configuration.
- [FDD - If the *DCHs to Modify* IE contains a *DCH Specific Info* IE which includes the *Unidirectional DCH indicator* IE set to "Uplink DCH only", the NodeB shall ignore the *Transport Format Set* IE for the downlink for this DCH. As a consequence this DCH is not included as a part of the downlink CCTrCH.]
- [FDD - If the *DCHs to Modify* IE contains a *DCH Specific Info* IE which includes the *Unidirectional DCH indicator* IE set to "Downlink DCH only", the NodeB shall ignore the *Transport Format Set* IE for the uplink for this DCH. As a consequence this DCH is not included as a part of the uplink CCTrCH.]
- If the *DCHs To Modify* IE includes the *UL FP Mode* IE for a DCH or a DCH which belongs to a set of co-ordinated DCHs, the Node B shall apply the new FP Mode in the Uplink of the user plane for the DCH or the set of co-ordinated DCHs in the new configuration.
- If the *DCHs To Modify* IE includes the *ToAWS* IE for a DCH or a DCH which belongs to a set of co-ordinated DCHs, the Node B shall apply the new ToAWS in the user plane for the DCH or the set of co-ordinated DCHs in the new configuration.
- If the *DCHs To Modify* IE includes the *ToAWE* IE for a DCH or a DCH which belongs to a set of co-ordinated DCHs, the Node B shall apply the new ToAWE in the user plane for the DCH or the set of co-ordinated DCHs in the new configuration.
- [TDD – If the *DCHs To Modify* IE includes the *CCTrCH ID* IE for the DL of a DCH to be modified, the Node B shall apply the new CCTrCH ID in the Downlink of this DCH in the new configuration.]
- [TDD – If the *DCHs To Modify* IE includes the *CCTrCH ID* IE for the UL of a DCH to be modified, the Node B shall apply the new CCTrCH ID in the Uplink of this DCH in the new configuration.]

#### **DCH Addition:**

If the RADIO LINK RECONFIGURATION PREPARE message includes any *DCHs To Add* IEs then the Node B shall treat them each as follows:



- If the *DCHs To Add* IE includes multiple *DCH Specific Info* IEs, the Node B shall treat the DCHs in the *DCHs To Add* IE as a set of co-ordinated DCHs. The Node B shall include these DCHs in the new configuration only if it can include all of them in the new configuration.
- If the *DCH Specific Info* IE includes the *Unidirectional DCH Indicator* IE set to "Uplink DCH only", the Node B shall ignore the *Transport Format Set* IE for the downlink for this DCH. As a consequence this DCH is not included as a part of the downlink CCTrCH.
- If the *DCH Specific Info* IE includes the *Unidirectional DCH Indicator* IE set to "Downlink DCH only", the Node B shall ignore the *Transport Format Set* IE for the uplink for this DCH. As a consequence this DCH is not included as a part of the uplink CCTrCH.
- [FDD – For DCHs which do not belong to a set of co-ordinated DCHs with the *QE-Selector* IE set to "selected", the Transport channel BER from that DCH shall be the base for the QE in the UL data frames. If no Transport channel BER is available for the selected DCH, the Physical channel BER shall be used for the QE, ref. [16]. If the *QE-Selector* IE is set to "non-selected", the Physical channel BER shall be used for the QE in the UL data frames, ref. [16].]
- For a set of co-ordinated DCHs, the Transport channel BER from the DCH with the *QE-Selector* IE set to "selected" shall be used for the QE in the UL data frames, ref. [16]. [FDD – If no Transport channel BER is available for the selected DCH, the Physical channel BER shall be used for the QE, ref. [16]. If all DCHs have the *QE-Selector* IE set to "non-selected", the Physical channel BER shall be used for the QE, ref. [16].]
- The Node B should store the *Frame Handling Priority* IE received for a DCH to be added in the new configuration. The received Frame Handling Priority should be used when prioritising between different frames in the downlink on the Uu interface in congestion situations within the Node B once the new configuration has been activated.
- If the *TNL QoS* IE is included for a DCH or a set of co-ordinated DCHs and if ALCAP is not used, the Node B may store this information for this DCH in the new configuration. The *TNL QoS* IE may be used to determine the transport bearer characteristics to apply for the uplink between the Node B and the CRNC for the related DCH or set of co-ordinated DCHs.
- The Node B shall use the included *UL FP Mode* IE for a DCH or a set of co-ordinated DCHs to be added as the new FP Mode in the Uplink of the user plane for the DCH or the set of co-ordinated DCHs in the new configuration.
- The Node B shall use the included *ToAWS* IE for a DCH or a set of co-ordinated DCHs to be added as the new Time of Arrival Window Startpoint in the user plane for the DCH or the set of co-ordinated DCHs in the new configuration.
- The Node B shall use the included *ToAWE* IE for a DCH or a set of co-ordinated DCHs to be added as the new Time of Arrival Window Endpoint in the user plane for the DCH or the set of co-ordinated DCHs in the new configuration.
- [TDD – The Node B shall apply the *CCTrCH ID* IE (for the DL) in the Downlink of this DCH in the new configuration.]
- [TDD – The Node B shall apply the *CCTrCH ID* IE (for the UL) in the Uplink of this DCH in the new configuration.]

#### **DCH Deletion:**

If the RADIO LINK RECONFIGURATION PREPARE message includes any *DCHs To Delete* IE, the Node B shall not include the referenced DCHs in the new configuration.

If all of the DCHs belonging to a set of co-ordinated DCHs are requested to be deleted, the Node B shall not include this set of co-ordinated DCHs in the new configuration.

#### **Physical Channel Modification:**

[FDD – If the RADIO LINK RECONFIGURATION PREPARE message includes an *UL DPCH Information* IE, then the Node B shall apply the parameters to the new configuration as follows:]

- [FDD - If the *UL DPCH Information* IE includes the *Uplink Scrambling Code* IE, the Node B shall apply this Uplink Scrambling Code to the new configuration.]
- [FDD - If the *UL DPCH Information* IE includes the *Min UL Channelisation Code Length* IE, the Node B shall apply the value in the new configuration. The Node B shall apply the contents of the *Max Number of UL DPDCHs* IE (if it is included) in the new configuration.]
- [FDD - If the *UL DPCH Information* IE includes the *UL SIR Target* IE, the Node B shall use the value for the UL inner loop power control when the new configuration is being used.]
- [FDD - If the *UL DPCH Information* IE includes the *Puncture Limit* IE, the Node B shall apply the value in the uplink of the new configuration.]
- [FDD - The Node B shall use the *TFCS* IE for the UL (if present) when reserving resources for the uplink of the new configuration. The Node B shall apply the new TFCS in the Uplink of the new configuration.]
- [FDD - If the *UL DPCH Information* IE includes the *UL DPCCH Slot Format* IE, the Node B shall set the new Uplink DPCCH Structure to the new configuration.]
- [FDD - If the *UL DPCH Information* IE includes the *Diversity Mode* IE, the Node B shall apply diversity according to the given value.]
- [FDD – If the *UL DPCH Information* IE includes the *UL DPDCH Indicator For E-DCH Operation* IE and it is set to "UL DPDCH not present", the UL DPDCH resources shall be removed from the configuration.]

[FDD - If the RADIO LINK RECONFIGURATION PREPARE message includes the *DL DPCH Information* IE and the concerned Node B Communication Context is configured to use F-DPCH in the downlink in the old configuration, the Node B shall configure the concerned Node B Communication Context to use DPCH in the downlink in the new configuration.]

- [FDD - If the RADIO LINK RECONFIGURATION PREPARE message includes the *DL DPCH Power Information* IE, the Node B shall use the information contained in it for the power settings of the DL DPCH. In particular, if the received *Inner Loop DL PC Status* IE is set to "Active", the Node B shall activate the inner loop DL power control for all RLS. If *Inner Loop DL PC Status* IE is set to "Inactive", the Node B shall deactivate the inner loop DL power control for all RLS according to ref. [10].]

[FDD - If the RADIO LINK RECONFIGURATION PREPARE message includes a *DL DPCH Information* IE, the Node B shall apply the parameters to the new configuration as follows:]

- [FDD - The Node B shall use the *TFCS* IE for the DL (if it is present) when reserving resources for the downlink of the new configuration. The Node B shall apply the new TFCS in the Downlink of the new configuration.]
- [FDD - If the *DL DPCH Information* IE includes the *TFCI Signalling Mode* IE or the *TFCI Presence* IE, the Node B shall use the information when building TFCIs in the new configuration.]
- [FDD - If the *DL DPCH Information* IE includes the *DL DPCH Slot Format* IE, the Node B shall set the new Downlink DPCH Structure to the new configuration.]
- [FDD - If the *DL DPCH Information* IE includes the *Multiplexing Position* IE, the Node B shall apply the indicated multiplexing type in the new configuration.]
- [FDD - If the *DL DPCH Information* IE includes the *Limited Power Increase* IE set to "Used", the Node B shall, if supported, use Limited Power Increase according to ref. [10] subclause 5.2.1 for the inner loop DL power control in the new configuration.]
- [FDD - If the *DL DPCH Information* IE includes the *Limited Power Increase* IE set to "Not Used", the Node B shall not use Limited Power Increase for the inner loop DL power control in the new configuration.]

[FDD - If the RADIO LINK RECONFIGURATION PREPARE message includes the *F-DPCH Information* IE, the Node B shall configure the concerned Node B Communication Context to use F-DPCH in the downlink in the new configuration.]

[FDD – If the RADIO LINK RECONFIGURATION PREPARE message includes the *Transmission Gap Pattern Sequence Information* IE, the Node B shall store the new information about the Transmission Gap Pattern Sequences to be used in the new Compressed Mode Configuration. Any Transmission Gap Pattern Sequences already existing in the previous Compressed Mode Configuration are replaced by the new sequences once the new Compressed Mode

Configuration has been activated or once the previous Compressed Mode Configuration has been deactivated. This new Compressed Mode Configuration shall be valid in the Node B until the next Compressed Mode Configuration is configured in the Node B or Node B Communication Context is deleted.]

#### [FDD - E-DPCH Handling]:

[FDD - If the RADIO LINK RECONFIGURATION PREPARE message includes an *E-DPCH Information* IE, the Node B shall apply the parameters to the new configuration as follows:]

- [FDD - If the *E-DPCH Information* IE includes the *Maximum Set of E-DPDCHs* IE, the Node B shall apply the contents of the Maximum Set in the new configuration.]
- [FDD - If the *E-DPCH Information* IE includes the *Puncture Limit* IE, the Node B shall apply the value in the uplink of the new configuration]
- [FDD - If the *E-DPCH Information* IE includes the *E-TFCS Information* IE, the Node B shall use the *E-TFCS Information* IE for the E-DCH when reserving resources for the uplink of the new configuration. The Node B shall apply the new TFCS in the uplink of the new configuration. If the *E-TFCS Information* IE contains the *E-DCH Minimum Set E-TFCI* IE the Node B shall use the value for the related resource allocation operation.]
- [FDD - If the *E-DPCH Information* IE includes the *E-TTI* IE, the Node B shall use the value when the new configuration is being used.]
- [FDD - If the *E-DPCH Information* IE includes the *E-DPCCH Power Offset* IE, the Node B shall use the value when the new configuration is being used.]
- [FDD - If the *E-DPCH Information* IE includes the *E-RGCH 2-Index-Step* IE, the Node B shall use the value when the new configuration is being used.]
- [FDD - If the *E-DPCH Information* IE includes the *E-RGCH 3-Index-Step* IE, the Node B shall use the value when the new configuration is being used.]
- [FDD - If the *E-DPCH Information* IE includes the *HARQ Info for E-DCH* IE, the Node B shall use the value when the new configuration is being used.]
- [FDD - If the *E-DPCH Information* IE includes the *HS-DSCH Configured Indicator* IE, the Node B shall use the value when the new configuration is being used.]

#### [TDD – UL/DL CCTrCH Modification]

[TDD – If the RADIO LINK RECONFIGURATION PREPARE message includes any *UL CCTrCH to Modify* or *DL CCTrCH to Modify* IE, then the Node B shall treat them each as follows:]

- [TDD – If the IE includes any of the *TFCS* IE, *TFCI coding* IE or *Puncture Limit* IE, the Node B shall apply these as the new values, otherwise the old values specified for this CCTrCH are still applicable.]
- [TDD – If the IE includes any *UL DPCH To Add* IE, *UL DPCH To Add LCR* IE, *DL DPCH To Add LCR* IE, or *DL DPCH To Add* IE, the Node B shall include this DPCH in the new configuration.]
- [TDD – If the IE includes any *UL DPCH To Delete* IE or *DL DPCH To Delete* IE, the Node B shall remove this DPCH in the new configuration.]
- [TDD – If the IE includes any *UL DPCH To Modify* IE or *DL DPCH To Modify* IE and includes any of the *Repetition Period* IE, *Repetition Length* IE or *TDD DPCH Offset* IE, or the message includes UL/DL Timeslot Information and includes any of the [3.84Mcps TDD - *Midamble Shift And Burst Type* IE], [1.28Mcps TDD - *Midamble Shift LCR* IE], or *TFCI Presence* IE or the message includes UL/DL Code information and includes [3.84Mcps TDD - *TDD Channelisation Code* IE], [1.28Mcps TDD - *TDD Channelisation Code LCR* IE] , [1.28Mcps TDD - *TDD UL DPCH Time Slot Format LCR* IE or *TDD DL DPCH Time Slot Format LCR* IE], the Node B shall apply these specified information elements as the new values, otherwise the old values specified for this DPCH configuration are still applicable.]
- [1.28Mcps TDD – If the *UL CCTrCH To Modify* IE includes the *UL SIR Target* IE, the Node B shall use the value for the UL inner loop power control according [19] and [21] when the new configuration is being used.]
- [1.28Mcps TDD - If the *UL CCTrCH to Modify* IE includes the *TDD TPC UL Step Size* IE, the Node B shall apply this value to the uplink TPC step size in the new configuration.]

- [TDD - If the *DL CCTrCH To Modify* IE includes the *TDD TPC DL Step Size* IE, the Node B shall apply this value to the downlink TPC step size in the new configuration.]
- [1.28Mcps TDD - If the *DL DPCH To Modify Per RL* IE includes the *TDD TPC DL Step Size* IE and the *RL ID* IE in the *DL DPCH To Modify Per RL* IE is same as the *HS-PDSCH RL ID* IE, the Node B shall apply this value to the HS-SCCH TPC step size in the new configuration.]

#### [TDD – UL/DL CCTrCH Addition]

[TDD – If the RADIO LINK RECONFIGURATION PREPARE message includes any *UL CCTrCH To Add* IE or *DL CCTrCH To Add* IE, the Node B shall include this CCTrCH in the new configuration.]

[TDD – If the *UL/DL CCTrCH To Add* IE includes any [3.84Mcps TDD - *UL/DL DPCH Information* IE] [1.28Mcps TDD - *UL/DL DPCH Information LCR* IE], the Node B shall reserve necessary resources for the new configuration of the UL/DL DPCH(s) according to the parameters given in the message.]

[TDD – If the RADIO LINK RECONFIGURATION PREPARE message includes *TDD TPC DL Step Size* IE within a *DL CCTrCH To Add* IE, the Node B shall set the downlink TPC step size of that CCTrCH to that value, otherwise the Node B shall set the TPC step size of that CCTrCH to the same value as the lowest numbered DL CCTrCH in the current configuration.]

[1.28Mcps TDD - If the *UL CCTrCH To Add* IE includes the *TDD TPC UL Step Size* IE, the Node B shall apply the uplink TPC step size in the new configuration.]

[1.28Mcps TDD –The Node B shall use the *UL SIR Target* IE in the *UL CCTrCH To Add* IE as the UL SIR value for the inner loop power control for this CCTrCH according [19] and [21] in the new configuration.]

[1.28Mcps TDD - If the *DL DPCH To Add Per RL* IE includes the *TDD TPC DL Step Size* IE and the *RL ID* IE in the *DL DPCH To Add Per RL* IE is same as the *HS-PDSCH RL ID* IE, the Node B shall apply this value to the HS-SCCH TPC step size in the new configuration.]

#### [TDD – UL/DL CCTrCH Deletion]

[TDD – If the RADIO LINK RECONFIGURATION PREPARE message includes any UL or DL CCTrCH to be deleted, the Node B shall remove this CCTrCH in the new configuration.]

#### DL Power Control:

- [FDD - If the *RL Information* IE includes the *DL Reference Power* IEs and the power balancing is active, the Node B shall update the reference power of the power balancing in the indicated RL(s), if updating of power balancing parameters by the RADIO LINK RECONFIGURATION PREPARE message is supported, at the CFN in the RADIO LINK RECONFIGURATION COMMIT message, according to subclause 8.3.7, using the *DL Reference Power* IE. If the CFN modulo the value of the *Adjustment Period* IE is not equal to 0, the power balancing continues with the old reference power until the end of the current adjustment period, and the updated reference power shall be used from the next adjustment period.]

[FDD - If updating of power balancing parameters by the RADIO LINK RECONFIGURATION PREPARE message is supported by the Node B, the Node B shall include the *DL Power Balancing Updated Indicator* IE in the *RL Information Response* IE for each affected RL in the RADIO LINK RECONFIGURATION READY message.]

#### [TDD – DSCH Addition/Modification/Deletion]:

[TDD – If the RADIO LINK RECONFIGURATION PREPARE message includes any *DSCH To Add*, *DSCH To Modify* or *DSCH To Delete* IE, then the Node B shall use this information to add/modify/delete the indicated DSCH channels to/from the radio link, in the same way as the DCH info is used to add/modify/release DCHs.]

[TDD – The Node B shall include in the RADIO LINK RECONFIGURATION READY message both the *Transport Layer Address* IE and the *Binding ID* IE for the transport bearer to be established for each DSCH.]

#### [TDD – USCH Addition/Modification/Deletion]:

- [TDD – If the RADIO LINK RECONFIGURATION PREPARE message includes USCH information for the USCHs to be added/modified/deleted then the Node B shall use this information to add/modify/delete the indicated USCH channels to/from the radio link, in the same way as the DCH info is used to add/modify/release DCHs.]

- [TDD – If the RADIO LINK RECONFIGURATION PREPARE message includes USCH information for the USCHs to be added/modified, if the *TNL QoS* IE is included and if ALCAP is not used, the Node B may use the *TNL QoS* IE to determine the transport bearer characteristics to apply between the Node B and the CRNC for the related USCHs.]
- [TDD – The Node B shall include in the RADIO LINK RECONFIGURATION READY message both the *Transport Layer Address* IE and the *Binding ID* IE for the transport bearer to be established for each USCH.]

### RL Information:

If the RADIO LINK RECONFIGURATION PREPARE message includes the *RL Information* IE, the Node B shall treat it as follows:

- [FDD – When more than one DL DPDCH are assigned per RL, the segmented physical channel shall be mapped on to DL DPDCHs according to [8]. When  $p$  number of DL DPDCHs are assigned to each RL, the first pair of DL Scrambling Code and FDD DL Channelisation Code Number corresponds to "*PhCH number 1*", the second to "*PhCH number 2*", and so on until the  $p$ th to "*PhCH number p*".]
- [FDD – If the *RL Information* IE includes a *DL Code Information* IE, the Node B shall apply the values in the new configuration.]
- [FDD – If the *RL Information* IE contains the *Transmission Gap Pattern Sequence Code Information* IE in the *DL Code Information* IE for any of the allocated DL Channelisation Codes, the Node B shall apply the alternate scrambling code as indicated whenever the downlink compressed mode method SF/2 is active in the new configuration.]
- [FDD - If the *RL Information* IE includes the *Maximum DL Power* and/or the *Minimum DL Power* IEs, the Node B shall apply the values in the new configuration. During compressed mode, the  $\delta P_{curr}$ , as described in ref.[10] subclause 5.2.1.3, shall be added to the maximum DL power for the associated compressed frame.]
- [3.84 Mcps TDD - If the *DL CCH To Add* IE is included, the Node B shall determine the maximum CCH DL power for the DCH type CCH by the following rule: If the *CCH Maximum DL Transmission Power* IE is included for that CCH, then the Node B shall use that power for the maximum CCH DL power, otherwise the maximum CCH DL power is the *Maximum Downlink Power* IE included in the *RL Information* IE. If no *Maximum Downlink Power* IE is included (even if *CCH Maximum DL Transmission Power* IEs are included), any maximum DL power stored for already existing DCH type CCHs for this Node B Communication Context shall be applied.]
- [3.84 Mcps TDD - If the *DL CCH To Add* IE is included, the Node B shall determine the minimum CCH DL power for the DCH type CCH by the following rule: If the *CCH Minimum DL Transmission Power* IE is included for that CCH, then the Node B shall use that power for the minimum CCH DL power, otherwise the minimum CCH DL power is the *Minimum Downlink Power* IE included in the *RL Information* IE. If no *Minimum Downlink Power* IE is included (even if *CCH Minimum DL Transmission Power* IEs are included), any minimum DL power stored for already existing DCH type CCHs for this Node B Communication Context shall be applied.]
- [3.84 Mcps TDD - If the *DL CCH To Modify* IE is included and *Maximum CCH DL Power to Modify* IE and/or *Minimum CCH DL Power to Modify* IE are included, the Node B shall apply the values in the new configuration for this DCH type CCH. If the *RL Information* IE includes *Maximum Downlink Power* and/or the *Minimum Downlink Power* IEs, the Node B shall apply the values for all other DCH type CCHs of the radio link.]
- [1.28 Mcps TDD - If the *DL CCH To Add* IE is included, the Node B shall determine the maximum DL power for each timeslot within a DCH type CCH by the following rule: If the *Maximum DL Power* IE is included in the *DL Timeslot Information LCR* IE for that timeslot, then the Node B shall use that power for the maximum DL power, otherwise the maximum DL power is the *Maximum Downlink Power* IE included in the *RL Information* IE. The Node B shall store this value and not transmit with a higher power on any applicable DL DPCH. If no *Maximum Downlink Power* IE is included, any maximum DL power stored for already existing timeslots for this Node B Communication Context shall be applied.]
- [1.28 Mcps TDD - If the *DL CCH To Add* IE is included, the Node B shall determine the minimum DL power for each timeslot within a DCH type CCH by the following rule: If the *Minimum DL Power* IE is included in the *DL Timeslot Information LCR* IE for that timeslot, then the Node B shall use that power for the minimum DL power, otherwise the minimum DL power is the *Minimum Downlink Power* IE included in the *RL*

*Information IE.* The Node B shall store this value and not transmit with a lower power on any applicable DL DPCH. If no *Minimum Downlink Power IE* is included, any minimum DL power stored for already existing timeslots for this Node B Communication Context shall be applied.]

- [1.28 Mcps TDD - If the *DL CCH To Modify IE* is included and *Maximum DL Power to Modify LCR IE* and/or *Minimum DL Power to Modify LCR IE* are included, the Node B shall apply the values in the new configuration for this timeslot, if the *RL Information IE* includes *Maximum Downlink Power* and/or the *Minimum Downlink Power IEs*, the Node B shall apply the values in the new configuration for all other timeslots.]
- [3.84Mcps TDD – If the *RL Information IE* includes the *Initial DL Transmission Power IE*, the Node B shall determine the initial CCH DL power for each DCH type CCH by the following rule: If the *CCH Initial DL Transmission Power IE* is included for that CCH, then the Node B shall use that power for the initial CCH DL power, otherwise the initial CCH DL power is the *Initial DL Transmission Power IE* included in the *RL Information IE*. The Node B shall apply the determined initial CCH DL power to the transmission on each DPCH of the CCH when starting transmission on a new CCH until the UL synchronisation on the Uu interface is achieved for the CCH. If no *Initial DL Transmission Power IE* is included with a new CCH (even if *CCH Initial DL Transmission Power IEs* are included), the Node B shall use any transmission power level currently used on already existing CCHs when starting transmission for a new CCH. No inner loop power control shall be performed during this period. The DL power shall then vary according to the inner loop power control (see ref.[21], subclause 4.2.3.4).]
- [3.84Mcps TDD - The initial power, maximum power, and minimum power for a DSCH type CCH to be added or modified, shall be determined as follows:
  - If the DSCH type CCH is paired with an uplink CCH(s) for inner loop power control, the minimum, maximum and initial power for each PDSCH is determined in the same way as described above for DCH type CCHs.
  - If the DSCH type CCH is not paired with an uplink CCH(s) for inner loop power control, the PDSCH transmission power is DSCH Data Frame Protocol signalled [24], with the maximum value determined in the same way as described above for DCH type CCHs. The minimum and initial powers, however, are subject to control by the CRNC via the frame protocol].
- [1.28 Mcps TDD – If the *RL Information IE* includes the *Initial DL Transmission Power IE*, the Node B shall determine the initial DL power for each timeslot in a DCH type CCH by the following rule: If the *Initial DL Transmission Power IE* is included in the *DL Timeslot Information LCR IE*, then the Node B shall use that power for the initial DL power, otherwise the initial DL power is the *Initial DL Transmission Power IE* included in the *RL Information IE*. The Node B shall apply the given power to the transmission on each DL DPCH and on each Time Slot of the CCH when starting transmission until the UL synchronisation on the Uu interface is achieved for the CCH. If no *Initial DL Transmission Power IE* is included, the Node B shall use any transmission power level currently used on already existing timeslots for this Node B Communication Context. No inner loop power control shall be performed during this period. The DL power shall then vary according to the inner loop power control (see ref.[21], subclause 5.1.2.4).]
- [1.28Mcps TDD - If the *RL Information IE* includes the *Initial DL Transmission Power IE*, the Node B shall determine the initial DL power for each timeslot within the DSCH type CCH by the following rule: If both the *CCH Initial DL Transmission Power IE* and the *DL Time Slot ISCP Info LCR IE* are included then the Node B shall use that power for the PDSCH power, otherwise the PDSCH power is the *Initial DL Transmission Power IE* included in the *RL Information IE*. If *DL Time Slot ISCP info LCR IE* is present, the Node B shall use the indicated value when deciding the initial DL TX Power for each timeslot as specified in [21], it shall reduce the DL TX power in those downlink timeslots of the radio link where the interference is low, and increase the DL TX power in those timeslots where the interference is high, while keeping the total downlink power in the radio link unchanged. The Node B shall apply the given power to the transmission on each PDSCH and on each timeslot of the CCH when starting transmission on a new CCH until the UL synchronisation on the Uu interface is achieved for the CCH. If no *Initial DL Transmission Power IE* is included with a new CCH (even if *CCH Initial DL Transmission Power IEs* are included), the Node B shall use any transmission power level currently used on already existing RL/timeslots when starting transmission for a new CCH. No inner loop power control shall be performed during this period. The DL power shall then vary according to the inner loop power control (see ref.[21], subclause 5.1.2.4).]
- [1.28 Mcps TDD - If the *DL CCH To Add IE* is included, the Node B shall determine the maximum DL power for each timeslot within a DSCH type CCH by the following rule: If the *CCH Maximum DL*

*Transmission Power* IE is included then the Node B shall use that power for the maximum DL power, otherwise the maximum DL power is the *Maximum Downlink Power* IE included in the *RL Information* IE. The Node B shall store this value and not transmit with a higher power on any applicable DL PDSCH. If no *Maximum Downlink Power* IE is included, any maximum DL power stored for already existing timeslots for this Node B Communication Context shall be applied.]

- [1.28 Mcps TDD - If the *DL CCH To Add* IE is included, the Node B shall determine the minimum DL power for each timeslot within a DSCH type CCH by the following rule: If the *CCH Minimum DL Transmission Power* IE is included then the Node B shall use that power for the minimum DL power, otherwise the minimum DL power is the *Minimum Downlink Power* IE included in the *RL Information* IE. The Node B shall store this value and not transmit with a lower power on any applicable DL PDSCH. If no *Minimum Downlink Power* IE is included, any minimum DL power stored for already existing timeslots for this Node B Communication Context shall be applied.]
- [1.28 Mcps TDD - If the *DL CCH To Modify* IE is included and the *Maximum CCH DL Power to Modify* IE and/or the *Minimum CCH DL Power to Modify* IE are included, the Node B shall apply the values in the new configuration for this DSCH type CCH, if the *RL Information* IE includes *Maximum Downlink Power* and/or the *Minimum Downlink Power* IEs, the Node B shall apply the values in the new configuration for all other timeslots.]
- [FDD- If the *RL Information* IE includes the *DL DPCH Timing Adjustment* IE, the Node B shall adjust the timing of the radio link accordingly in the new configuration.]
- [1.28Mcps TDD – If the *RL Information* IE message contains the *Uplink Synchronisation Parameters LCR* IE, the Node B shall use the indicated values of *Uplink Synchronisation Step Size* IE and *Uplink Synchronisation Frequency* IE when evaluating the timing of the UL synchronisation.]

#### [TDD - PDSCH RL ID]:

- [TDD – If the RADIO LINK RECONFIGURATION PREPARE message includes the *PDSCH RL ID* IE then in the new configuration the Node B shall use the PDSCH and/or PUSCH in this radio link.]

#### Signalling bearer rearrangement:

If the RADIO LINK RECONFIGURATION PREPARE message includes the *Signalling Bearer Request Indicator* IE the Node B shall allocate a new Communication Control Port for the control of the Node B Communication Context and include the *Target Communication Control Port ID* IE in the RADIO LINK RECONFIGURATION READY message.

#### HS-DSCH Setup:

If the *HS-DSCH Information* IE is present in the RADIO LINK RECONFIGURATION PREPARE message, then:

- The Node B shall setup the requested HS-PDSCH resources on the Serving HS-DSCH Radio Link indicated by the *HS-PDSCH RL ID* IE.
- The Node B shall include the *HARQ Memory Partitioning* IE in the [FDD – *HS-DSCH FDD Information Response* IE] [TDD – *HS-DSCH TDD Information Response* IE] in the RADIO LINK RECONFIGURATION READY message.
- If the RADIO LINK RECONFIGURATION PREPARE message includes the *MAC-hs Guaranteed Bit Rate* IE for a Priority Queue in the *HS-DSCH MAC-d Flows Information* IE in the *HS-DSCH Information* IE, then the Node B shall use this information to optimise MAC-hs scheduling decisions for the related HSDPA Priority Queue.
- If the RADIO LINK RECONFIGURATION PREPARE message includes the *Discard Timer* IE for a Priority Queue in the *HS-DSCH MAC-d Flows Information* IE in the *HS-DSCH Information* IE, then the Node B shall use this information to discard out-of-date MAC-hs SDUs from the related HSDPA Priority Queue.
- The Node B shall include the *HS-DSCH Initial Capacity Allocation* IE in the [FDD – *HS-DSCH FDD Information Response* IE] [TDD – *HS-DSCH TDD Information Response* IE] in the RADIO LINK RECONFIGURATION READY message for every HS-DSCH MAC-d flow being established, if the Node B allows the CRNC to start transmission of MAC-d PDUs before the Node B has allocated capacity on user plane as described in [24].

- [FDD – If the RADIO LINK RECONFIGURATION PREPARE message includes the *HS-SCCH Power Offset* IE in the *HS-DSCH Information* IE, then the Node B may use this value to determine the HS-SCCH power. The HS-SCCH Power Offset should be applied for any HS-SCCH transmission to this UE.]
- [FDD – If the RADIO LINK RECONFIGURATION PREPARE message includes the *Measurement Power Offset* IE in the *HS-DSCH Information* IE, then the Node B shall use the measurement power offset as described in ref [10], subclause 6A.2.]
- [FDD – The Node B shall allocate HS-SCCH codes corresponding to the HS-DSCH and include the *HS-SCCH Specific Information Response* IE in the *HS-DSCH FDD Information Response* IE in the RADIO LINK RECONFIGURATION READY message.]
- [TDD – The Node B shall allocate HS-SCCH parameters corresponding to the HS-DSCH and include the [3.84Mcps TDD – *HS-SCCH Specific Information Response* IE] [1.28Mcps TDD – *HS-SCCH Specific Information Response LCR* IE] in the *HS-DSCH TDD Information Response* IE in the RADIO LINK RECONFIGURATION READY message.]
- [FDD – If the RADIO LINK RECONFIGURATION PREPARE message includes the *HARQ Preamble Mode* IE in the *HS-DSCH Information* IE, then the Node B shall use the indicated HARQ Preamble Mode as described in [10], if HS-DPCCH ACK/NACK preamble and postamble is supported. Then, in this case, if the mode 1 is applied, the Node B shall include the *HARQ Preamble Mode Activation Indicator* IE in the *HS-DSCH Information Response* IE in the RADIO LINK RECONFIGURATION READY message. If the *HARQ Preamble Mode* IE is not included or if the mode 0 is applied, then the Node B shall not include the *HARQ Preamble Mode Activation Indicator* IE in the *HS-DSCH Information Response* IE in the RADIO LINK RECONFIGURATION READY message.]
- [1.28Mcps TDD - If the RADIO LINK RECONFIGURATION PREPARE message includes the *HS-SICH SIR Target* IE in the *HS-DSCH Information* IE, the Node B shall use this value to determine the HS-SICH SIR Target. The *HS-SICH SIR Target* IE indicates the received UL SIR target of HS-SICH NACK for this UE.]

#### **Intra-Node B Serving HS-DSCH Radio Link Change:**

If the RADIO LINK RECONFIGURATION PREPARE message includes the *HS-PDSCH RL ID* IE, this indicates the new Serving HS-DSCH Radio Link:

- In the new configuration the Node B shall de-allocate the HS-PDSCH resources of the old Serving HS-PDSCH Radio Link and allocate the HS-PDSCH resources for the new Serving HS-PDSCH Radio Link.
- The Node B may include the *HARQ Memory Partitioning* IE in the [FDD – *HS-DSCH FDD Information Response* IE] [TDD – *HS-DSCH TDD Information Response* IE] in the RADIO LINK RECONFIGURATION READY message.
- [FDD – The Node B shall allocate HS-SCCH codes corresponding to the HS-DSCH and include the *HS-SCCH Specific Information Response* IE in the *HS-DSCH FDD Information Response* IE in the RADIO LINK RECONFIGURATION READY message.]
- [TDD – The Node B shall allocate HS-SCCH parameters corresponding to the HS-DSCH and include the [3.84Mcps TDD – *HS-SCCH Specific Information Response* IE] [1.28Mcps TDD – *HS-SCCH Specific Information Response LCR* IE] in the *HS-DSCH TDD Information Response* IE in the RADIO LINK RECONFIGURATION READY message.]

#### **HS-DSCH Modification:**

If the RADIO LINK RECONFIGURATION PREPARE message includes the *HS-DSCH Information To Modify* IE, then:

- The Node B shall include the *HS-DSCH Initial Capacity Allocation* IE for every HS-DSCH MAC-d flow being modified for which a new transport bearer was requested with the *Transport Bearer Request Indicator* IE, if the Node B allows the CRNC to start transmission of MAC-d PDUs before the Node B has allocated capacity on user plane as described in [24].
- If the RADIO LINK RECONFIGURATION PREPARE message includes the *MAC-hs Guaranteed Bit Rate* IE in the *HS-DSCH Information To Modify* IE, the Node B shall use this information to optimise MAC-hs scheduling decisions for the related HSDPA Priority Queue.



- If the RADIO LINK RECONFIGURATION PREPARE message includes the *Discard Timer* IE for a Priority Queue in the *HS-DSCH Information To Modify* IE, then the Node B shall use this information to discard out-of-date MAC-hs SDUs from the related HSDPA Priority Queue.
- If the RADIO LINK RECONFIGURATION PREPARE message includes the *MAC-hs Window Size* IE or *TI* IE in the *HS-DSCH Information To Modify* IE, then the Node B shall use the indicated values in the new configuration for the related HSDPA Priority Queue.
- If the RADIO LINK RECONFIGURATION PREPARE message includes the *MAC-d PDU Size Index* IE in the *Modify Priority Queue* choice, the Node B shall delete the previous list of MAC-d PDU Size Index values for the related HSDPA Priority Queue and use the MAC-d PDU Size Index values indicated in the *MAC-d PDU Size Index* IE in the new configuration.
- [FDD - If the RADIO LINK RECONFIGURATION PREPARE message includes the *CQI Feedback Cycle k* IE, the *CQI Repetition Factor* IE, the *ACK-NACK Repetition Factor* IE, the *ACK Power Offset* IE, the *NACK Power Offset* IE or the *CQI Power Offset* IE in the *HS-DSCH Information To Modify* IE, then the Node B shall use the indicated CQI Feedback Cycle k value, the CQI Repetition Factor or the ACK-NACK Repetition Factor, ACK Power Offset, the NACK Power Offset or the CQI Power Offset in the new configuration.]
- [FDD - If the *HS-SCCH Power Offset* IE is included in the *HS-DSCH Information To Modify* IE, the Node B may use this value to determine the HS-SCCH power. The HS-SCCH Power Offset should be applied for any HS-SCCH transmission to this UE.]
- [FDD - If the RADIO LINK RECONFIGURATION PREPARE message includes *Measurement Power Offset* IE in the *HS-DSCH Information* IE or the *HS-DSCH Information To Modify* IE, then the Node B shall use the measurement power offset as described in [10] subclause 6A.2.]
- [TDD – If the RADIO LINK RECONFIGURATION PREPARE message includes the *TDD ACK NACK Power Offset* IE in the *HS-DSCH Information To Modify* IE, the Node B shall use the indicated power offset in the new configuration.]
- [1.28Mcps TDD - If the RADIO LINK RECONFIGURATION PREPARE message includes the *HS-SICH SIR Target* IE in the *HS-DSCH Information To Modify* IE, the Node B shall use this value to the SIR Target in the new configuration. The *HS-SICH SIR Target* IE indicates the received UL SIR target of HS-SICH NACK for this UE.]
- [1.28Mcps TDD - If the RADIO LINK RECONFIGURATION PREPARE message includes the *HS-SICH TPC step size* IE in the *HS-DSCH Information To Modify* IE, the Node B shall use this value to the HS-SICH TPC step size in the new configuration.]
- [FDD - If the *HS-DSCH Information To Modify* IE includes the *HS-SCCH Code Change Grant* IE, then the Node B may modify the HS-SCCH codes corresponding to the HS-DSCH. The Node B shall then report the codes which are used in the new configuration specified in the *HS-SCCH Specific Information Response* IE in the RADIO LINK RECONFIGURATION READY message.]
- [TDD - If the *HS-DSCH Information To Modify* IE includes the *HS-SCCH Code Change Grant* IE, then the Node B may modify the HS-SCCH parameters corresponding to the HS-DSCH. The Node B shall then report the values for the parameters which are used in the new configuration specified in the [3.84Mcps TDD - *HS-SCCH Specific Information Response*] [1.28Mcps TDD - *HS-SCCH Specific Information Response LCR*] IEs in the RADIO LINK RECONFIGURATION READY message.]
- [FDD – If the RADIO LINK RECONFIGURATION PREPARE message includes the *HARQ Preamble Mode* IE in the *HS-DSCH Information To Modify* IE, then the Node B shall use the indicated HARQ Preamble Mode in the new configuration as described in [10], if HS-DPCCH ACK/NACK preamble and postamble is supported. Then, in this case, if the mode 1 is applied, the Node B shall include the *HARQ Preamble Mode Activation Indicator* IE in the *HS-DSCH Information Response* IE in the RADIO LINK RECONFIGURATION READY message. If the *HARQ Preamble Mode* IE is not included or if the mode 0 is applied, then the Node B shall not include the *HARQ Preamble Mode Activation Indicator* IE in the *HS-DSCH Information Response* IE in the RADIO LINK RECONFIGURATION READY message.]
- [FDD – If the RADIO LINK RECONFIGURATION PREPARE message includes the *HS-DSCH Physical Layer Category* IE in the *HS-DSCH Information To Modify* IE, the Node B shall use this information in the new configuration and may include the *HARQ Memory Partitioning* IE in the RADIO LINK RECONFIGURATION READY message.]

**HS-DSCH MAC-d Flow Addition/Deletion:**

If the RADIO LINK RECONFIGURATION PREPARE message includes any *HS-DSCH MAC-d Flows To Add* or *HS-DSCH MAC-d Flows To Delete* IEs, then the Node B shall use this information to add/delete the indicated HS-DSCH MAC-d flows. When an HS-DSCH MAC-d flow is deleted, all its associated Priority Queues shall also be removed.

If the RADIO LINK RECONFIGURATION PREPARE message includes an *HS-DSCH MAC-d Flows To Delete* IE requesting the deletion of all remaining HS-DSCH MAC-d flows for the Node B Communication Context, then the Node B shall delete the HS-DSCH configuration from the Node B Communication Context and release the HS-PDSCH resources.

If the RADIO LINK RECONFIGURATION PREPARE message includes the *HS-DSCH MAC-d Flows To Add* IE, then:

- The Node B shall include the *HS-DSCH Initial Capacity Allocation* IE in the RADIO LINK RECONFIGURATION READY message for every HS-DSCH MAC-d flow being added, if the Node B allows the CRNC to start transmission of MAC-d PDUs before the Node B has allocated capacity on user plane as described in [24].
- If the RADIO LINK RECONFIGURATION PREPARE message includes the *MAC-hs Guaranteed Bit Rate* IE in the *HS-DSCH MAC-d Flows To Add* IE, the Node B shall use this information to optimise MAC-hs scheduling decisions for the related HSDPA Priority Queue.
- If the RADIO LINK RECONFIGURATION PREPARE message includes the *Discard Timer* IE for a Priority Queue in the *HS-DSCH MAC-d Flows To Add* IE, then the Node B shall use this information to discard out-of-date MAC-hs SDUs from the related HSDPA Priority Queue.
- The Node B may include the *HARQ Memory Partitioning* IE in the RADIO LINK RECONFIGURATION READY message.

**[FDD - E-DCH Setup:]**

[FDD - If the *E-DCH FDD Information* IE is present in the RADIO LINK RECONFIGURATION PREPARE message:]

- [FDD - If the RADIO LINK RECONFIGURATION PREPARE message includes the *MAC-es Guaranteed Bit Rate* IE in the *E-DCH Logical Channel information* IE in the *E-DCH FDD Information* IE, then the Node B shall use this information to optimise MAC-e scheduling decisions.]
- [FDD - If the *TNL QoS* IE is included for an E-DCH MAC-d flow and if ALCAP is not used, the *TNL QoS* IE may be used by the Node B to determine the transport bearer characteristics to apply in the uplink for the related MAC-d flow.]
- [FDD - If the RADIO LINK RECONFIGURATION PREPARE message includes the *HARQ Process Allocation For 2ms Scheduled Transmission Grant* IE, the Node B shall use this information for the related resource allocation operation.]
- [FDD – If the RADIO LINK RECONFIGURATION PREPARE message includes the *E-DCH Reference Power Offset* IE, then the Node B may use this value as a default HARQ power offset if it is not able to decode the MAC-e PDU and to determine the value of the actual HARQ power offset.]
- [FDD - If the RADIO LINK RECONFIGURATION PREPARE message includes the *Serving E-DCH RL* IE indicating that the Serving E-DCH RL is in this Node B:]
  - [FDD - The Node B shall allocate a primary E-RNTI identifier or a secondary E-RNTI identifier or both for the corresponding RL and include these E-RNTI identifiers and the channelisation code of the corresponding E-AGCH in the *E-DCH FDD DL Control Channel Information* IE in the RADIO LINK RECONFIGURATION READY message.]
  - [FDD - The Node B may include the *Serving Grant Value* IE and *Primary/Secondary Grant Selector* IE in the RADIO LINK RECONFIGURATION READY message for the initial grant for the serving E-DCH RL.]
  - [FDD - If the E-DCH HARQ process allocation for 2ms TTI for scheduled and/or non-scheduled transmission shall be changed, the Node B shall allocate resources according to the new/changed

configuration and include the new/changed configuration in the *E-DCH FDD Information Response* IE in the RADIO LINK RECONFIGURATION READY message.]

- [FDD - For all RLs having a common generation of E-RGCH information with another RL, or are candidates for a common generation of E-RGCH information with another RL, when this Node B would contain the E-DCH serving RL, the Node B shall assign to each RL the same value for the *E-DCH RL Set ID* IE, included in the RADIO LINK RECONFIGURATION READY message, to uniquely identify these RLs as members of the same E-DCH RL Set within the Node B Communication Context.]
- [FDD - If the RADIO LINK RECONFIGURATION PREPARE message includes the *E-DCH MAC-d Flow Multiplexing List* IE for an E-DCH MAC-d flow the Node B shall use this information for the related resource allocation operation.]
- [FDD - If in the RADIO LINK RECONFIGURATION PREPARE message the E-DCH Grant Type is indicated as being "E-DCH Non-Scheduled Transmission Grant" for an E-DCH MAC-d flow the Node B shall assume non-scheduled grants being configured for that E-DCH MAC-d flow and shall use the information within the *HARQ Process Allocation For 2ms Non-Scheduled Transmission Grant* IE, if included, for the related resource allocation operation.]
- [FDD - If in the RADIO LINK RECONFIGURATION PREPARE message the E-DCH Grant Type is indicated as being "E-DCH Scheduled Transmission Grant" for an E-DCH MAC-d flow the Node B shall assume scheduled grants being configured for that E-DCH MAC-d flow.]
- [FDD - If the RADIO LINK RECONFIGURATION PREPARE message includes the *Bundling Mode Indicator* IE for an E-DCH MAC-d flow in the *E-DCH MAC-d Flow Specific Information* IE in the *E-DCH FDD Information* IE and the *Bundling Mode Indicator* IE is set to "Bundling" and the *E-TTI* IE is set to "2ms", then the Node B shall use the bundling mode for the E-DCH UL data frames for the related MAC-d flow, otherwise the Node B shall use the non-bundling mode for the E-DCH UL data frames for the related MAC-d flow.]
- [FDD - If the RADIO LINK RECONFIGURATION PREPARE message includes the *E-DCH Maximum Bitrate* IE for an E-DCH, the Node B shall use this information for the related resource allocation operation, and when applicable, for E-DCH scheduling.]
- [FDD - If the RADIO LINK RECONFIGURATION PREPARE message includes the *E-DCH Processing Overload Level* IE, then if the Node B could not decode the E-DPCCH/E-DPDCH for the last consecutive number of TTIs, indicated in the *E-DCH Processing Overload Level* IE, because of processing issue, the Node B shall notify the RNC by initiating the Radio Link Failure procedure.]
- [FDD – If the RADIO LINK RECONFIGURATION PREPARE message includes the *E-AGCH Power Offset* IE in the *RL Specific E-DCH Information* IE, then the Node B may use this value to determine the E-AGCH power. The E-AGCH Power Offset should be applied for any E-AGCH transmission to this UE.]
- [FDD – If the RADIO LINK RECONFIGURATION PREPARE message includes the *E-RGCH Power Offset* IE in the *RL Specific E-DCH Information* IE, then the Node B may use this value to determine the E-RGCH power for the RL. The E-RGCH Power Offset should be applied for any E-RGCH transmission to this UE.]
- [FDD – If the RADIO LINK RECONFIGURATION PREPARE message includes the *E-HICH Power Offset* IE in the *RL Specific E-DCH Information* IE, then the Node B may use this value to determine the E-HICH power for the RL. The E-HICH Power Offset should be applied for any E-HICH transmission to this UE.]

#### [FDD – E-DCH Radio Link Handling:]

[FDD - If the RADIO LINK RECONFIGURATION PREPARE message includes the *E-DCH RL Indication* IE in the *RL Information* IE:]

- [FDD - The Node B shall setup the E-DCH resources, as requested or as configured in the Node B communication context, on the Radio Links indicated by the *E-DCH RL Indication* IE, set to "E-DCH", in the *RL Information* IE.]
- [FDD - The Node B may include the *E-AGCH And E-RGCH/E-HICH FDD Scrambling Code* IE and shall include the *E-RGCH/E-HICH Channelisation Code* IE and the corresponding *E-HICH Signature Sequence* IE and the Node B may include the corresponding *E-RGCH Signature Sequence* IE in the *E-DCH FDD DL Control Channel Information* IE in the RADIO LINK RECONFIGURATION READY message for every RL indicated by the *E-DCH RL Indication* IE, set to "E-DCH", in the *RL Information* IE.]

- [FDD - The Node B shall remove the E-DCH resources, if any, on the Radio Links, that are indicated by the *E-DCH RL Indication* set to "Non E-DCH".]

**[FDD - Serving E-DCH Radio Link Change:]**

[FDD - If the RADIO LINK RECONFIGURATION PREPARE message includes the *Serving E-DCH RL* IE, this indicates the new Serving E-DCH Radio Link:]

- [FDD - If the old Serving E-DCH RL is in this Node B, the Node B shall de-allocate the E-AGCH resources of the old Serving E-DCH Radio Link at the activation of the new configuration.]
- [FDD - If the new Serving E-DCH RL is in this Node B:]
  - [FDD - The Node B may allocate a primary E-RNTI identifier or a secondary E-RNTI identifier or both for the new Serving E-DCH Radio Link and include these E-RNTI identifiers along with the channelisation code of the corresponding E-AGCH in the *E-DCH FDD DL Control Channel Information* IE in the RADIO LINK RECONFIGURATION READY message.]
  - [FDD - The Node B may include the *Serving Grant Value* IE and *Primary/Secondary Grant Selector* IE in the RADIO LINK RECONFIGURATION READY message for the initial grant for the new serving E-DCH RL.]
  - [FDD - If the E-DCH HARQ process allocation for 2ms TTI for scheduled and/or non-scheduled transmission shall be changed, the Node B shall allocate resources according to the new/changed configuration and include the new/changed configuration in the *E-DCH FDD Information Response* IE in the RADIO LINK RECONFIGURATION READY message]
  - [FDD – The Node B may include the *E-RGCH/E-HICH Channelisation Code* IE and/or the *E-HICH Signature Sequence* IE and/or the *E-RGCH Signature Sequence* IE or may alternatively include the *E-RGCH Release Indicator* IE in the *E-DCH FDD DL Control Channel Information* IE in the RADIO LINK RECONFIGURATION READY message for every E-DCH Radio Links in the Node B.]

**[FDD - E-DCH Modification:]**

[FDD - If the RADIO LINK RECONFIGURATION PREPARE message includes the *E-DCH FDD Information To Modify* IE, then:]

- [FDD - If the *E-DCH FDD Information To Modify* IE contains a *E-DCH MAC-d Flow Specific Information* IE which includes the *Allocation/Retention Priority* IE, the Node B shall apply the new Allocation/Retention Priority to this E-DCH in the new configuration according to Annex A.]
- [FDD - If the RADIO LINK RECONFIGURATION PREPARE message includes the *Maximum Number of Retransmissions for E-DCH* IE for an E-DCH MAC-d flow then the Node B shall use this information to report if the maximum number of retransmissions has been exceeded.]
- [FDD - If the RADIO LINK RECONFIGURATION PREPARE message includes the *E-DCH HARQ Power Offset FDD* IE in the *E-DCH FDD Information To Modify* IE for an E-DCH MAC-d flow the Node B shall use this information for calculating the unquantised gain factor for an E-TFC ( $\beta_{ed,j,uq}$ ) as defined in [10].]
- [FDD - If the RADIO LINK RECONFIGURATION PREPARE message includes the *E-DCH MAC-d Flow Multiplexing List* IE for an E-DCH MAC-d flow the Node B shall use this information for the related resource allocation operation.]
- [FDD - If the RADIO LINK RECONFIGURATION PREPARE message contains the E-DCH Grant Type and it is indicated as being "E-DCH Non-Scheduled Transmission Grant" for an E-DCH MAC-d flow the Node B shall assume non-scheduled grants being configured for that E-DCH MAC-d flow and shall use the information within the *HARQ Process Allocation For 2ms Non-Scheduled Transmission Grant* IE, if included, for the related resource allocation operation.]
- [FDD - If the RADIO LINK RECONFIGURATION PREPARE message includes the E-DCH Grant Type and it is indicated as being "E-DCH Scheduled Transmission Grant" for an E-DCH MAC-d flow the Node B shall assume scheduled grants being configured for that E-DCH MAC-d flow.]
- [FDD - If the RADIO LINK RECONFIGURATION PREPARE message includes the *E-DCH Logical Channel To Add* or *E-DCH Logical Channel To Delete* IEs, the Node B shall use this information to add/delete the

indicated logical channels. When an logical channel is deleted, all its associated configuration data shall also removed.]

- [FDD - If the RADIO LINK RECONFIGURATION PREPARE message includes the *E-DCH Logical Channel To Modify* IE, the Node B shall use this information to modify the indicated logical channels.]
- [FDD - If the RADIO LINK RECONFIGURATION PREPARE message includes the *Bundling Mode Indicator* IE for an E-DCH MAC-d flow in the *E-DCH MAC-d Flow Specific Information* IE in the *E-DCH FDD Information To Modify* IE and the *Bundling Mode Indicator* IE is set to "Bundling" and the *E-TTI* IE is set to "2ms", then the Node B shall use the bundling mode for the E-DCH UL data frames for the related MAC-d flow, otherwise the Node B shall use the non-bundling mode for the E-DCH UL data frames for the related MAC-d flow.]
- [FDD - If the RADIO LINK RECONFIGURATION PREPARE message includes the *HARQ Process Allocation For 2ms Scheduled Transmission Grant* IE, the Node B shall use this information for the related resource allocation operation. ]
- [FDD - If the E-DCH serving RL is in this Node B, the Node B may choose to change the E-DCH HARQ process allocation for 2ms TTI for scheduled and/or non-scheduled transmission. In this case the Node B shall allocate resources according to the new/changed configuration and include the new/changed configuration in the *E-DCH FDD Information Response* IE in the RADIO LINK RECONFIGURATION READY message.]
- [FDD - If the RADIO LINK RECONFIGURATION PREPARE message includes the *E-DCH Maximum Bitrate* IE for an E-DCH, the Node B shall use this information for the related resource allocation operation, and when applicable, for E-DCH scheduling.]
- [FDD - If the RADIO LINK RECONFIGURATION PREPARE message includes the *E-DCH Processing Overload Level* IE, then if the Node B could not decode the E-DPCCH/E-DPDCH for the last consecutive number of TTIs, indicated in the *E-DCH Processing Overload Level* IE, because of processing issue, the Node B shall notify the RNC by initiating the Radio Link Failure procedure.]
- [FDD – If the RADIO LINK RECONFIGURATION PREPARE message includes the *E-DCH Reference Power Offset* IE, then the Node B may use this value as a default HARQ power offset if it is not able to decode the MAC-e PDU and to determine the value of the actual HARQ power offset.]
- [FDD – If the RADIO LINK RECONFIGURATION PREPARE message includes the *E-AGCH Power Offset* IE in the *RL Specific E-DCH Information* IE, then the Node B may use this value to determine the E-AGCH power. The E-AGCH Power Offset should be applied for any E-AGCH transmission to this UE.]
- [FDD – If the RADIO LINK RECONFIGURATION PREPARE message includes the *E-RGCH Power Offset* IE in the *RL Specific E-DCH Information* IE, then the Node B may use this value to determine the E-RGCH power for the RL. The E-RGCH Power Offset should be applied for any E-RGCH transmission to this UE.]
- [FDD – If the RADIO LINK RECONFIGURATION PREPARE message includes the *E-HICH Power Offset* IE in the *RL Specific E-DCH Information* IE, then the Node B may use this value to determine the E-HICH power for the RL. The E-HICH Power Offset should be applied for any E-HICH transmission to this UE.]
- [FDD – If the RADIO LINK RECONFIGURATION PREPARE message includes the *MAC-e Reset Indicator* IE in the *E-DCH FDD Information To Modify* IE, then the Node B shall use this value to determine whether MAC-e Reset is performed in the UE for sending the HARQ Failure Indication.]

**[FDD - E-DCH MAC-d Flow Addition/Deletion:]**

[FDD - If the RADIO LINK RECONFIGURATION PREPARE message includes any *E-DCH MAC-d Flows To Add* or *E-DCH MAC-d Flows To Delete* IEs, then the Node B shall use this information to add/delete the indicated E-DCH MAC-d flows. When an E-DCH MAC-d flow is deleted, all its associated configuration data shall also be removed.]

[FDD - If the RADIO LINK RECONFIGURATION PREPARE message includes an *E-DCH MAC-d Flows To Delete* IE requesting the deletion of all remaining E-DCH MAC-d flows for the Node B Communication Context, then the Node B shall delete the E-DCH configuration from the Node B Communication Context and release the E-DCH resources.]

[FDD - If the RADIO LINK RECONFIGURATION PREPARE message includes the *E-DCH MAC-d Flows To Add* IE, then:]

- [FDD - If the RADIO LINK RECONFIGURATION PREPARE message includes the *MAC-es Guaranteed Bit Rate IE* in the *E-DCH MAC-d Flows To Add IE*, the Node B shall use this information to optimise MAC-e scheduling decisions.]

**[FDD - Phase Reference Handling]:**

[FDD – If the RADIO LINK RECONFIGURATION PREPARE message includes the *Primary CPICH Usage For Channel Estimation IE*, the Node B shall assume that Primary CPICH usage for channel estimation has been reconfigured.]

[FDD – If the RADIO LINK RECONFIGURATION PREPARE message includes the *Secondary CPICH Information Change IE*, the Node B shall assume that Secondary CPICH usage for channel estimation has been reconfigured.]

**General**

If the RADIO LINK RECONFIGURATION PREPARE message includes the *Transport Layer Address IE* and *Binding ID IEs* in the [TDD - *DSCHs To Modify, DSCHs To Add, USCHs To Modify, USCHs To Add*], *HS-DSCH Information, HS-DSCH Information To Modify, HS-DSCH MAC-d Flows To Add*, [FDD - *RL Specific E-DCH Information IE*] or in the *RL Specific DCH Information IEs*, the Node B may use the transport layer address and the binding identifier received from the CRNC when establishing a transport bearer for any Transport Channel or MAC-d flow being added, or any Transport Channel or MAC-d flow being modified for which a new transport bearer was requested with the *Transport Bearer Request Indicator IE*.

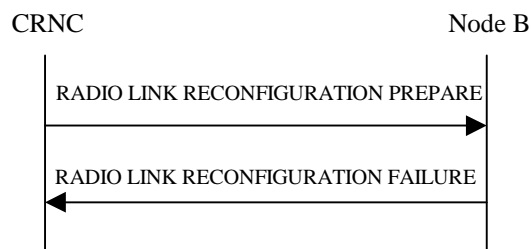
If the requested modifications are allowed by the Node B and the Node B has successfully reserved the required resources for the new configuration of the Radio Link(s), it shall respond to the CRNC with the RADIO LINK RECONFIGURATION READY message. When this procedure has been completed successfully there exists a Prepared Reconfiguration, as defined in subclause 3.1.

The Node B shall include in the RADIO LINK RECONFIGURATION READY message the *Transport Layer Address IE* and the *Binding ID IE* for any Transport Channel or MAC-d flow being added or any Transport Channel or MAC-d flow being modified for which a new transport bearer was requested with the *Transport Bearer Request Indicator IE*.

In the case of a set of co-ordinated DCHs requiring a new transport bearer on the Iub interface, the *Transport Layer Address IE* and the *Binding ID IE* in the *DCH Information Response IE* shall be included only for one of the DCH in the set of co-ordinated DCHs.

In the case of a Radio Link being combined with another Radio Link within the Node B, the *Transport Layer Address IE* and the *Binding ID IE* in the *DCH Information Response IE* shall be included only for one of the combined Radio Links.

### 8.3.2.3 Unsuccessful Operation



**Figure 31: Synchronised Radio Link Reconfiguration Preparation procedure, Unsuccessful Operation**

If the Node B cannot reserve the necessary resources for all the new DCHs of one set of co-ordinated DCHs requested to be added, it shall regard the Synchronised Radio Link Reconfiguration Preparation procedure as having failed.

If the requested Synchronised Radio Link Reconfiguration Preparation procedure fails for one or more RLS, the Node B shall send the RADIO LINK RECONFIGURATION FAILURE message to the CRNC, indicating the reason for failure.

Typical cause values are as follows:

**Radio Network Layer Cause**

- UL SF not supported

- DL SF not supported
- Downlink Shared Channel Type not supported
- Uplink Shared Channel Type not supported
- CM not supported
- Number of DL codes not supported
- Number of UL codes not supported
- RL Timing Adjustment not supported
- F-DPCH not supported.

#### Transport Layer Cause

- Transport Resources Unavailable

#### Miscellaneous Cause

- O&M Intervention
- Control processing overload
- HW failure

### 8.3.2.4 Abnormal Conditions

If only a subset of all the DCHs belonging to a set of co-ordinated DCHs is requested to be deleted, the Node B shall regard the Synchronised Radio Link Reconfiguration Preparation procedure as having failed and shall send the RADIO LINK RECONFIGURATION FAILURE message to the CRNC.

If more than one DCH of a set of co-ordinated DCHs has the *QE-Selector* IE set to "selected" [TDD – or no DCH of a set of co-ordinated DCHs has the *QE-Selector* IE set to "selected"], the Node B shall regard the Synchronised Radio Link Reconfiguration Preparation procedure as failed and shall respond with a RADIO LINK RECONFIGURATION FAILURE message.

If the RADIO LINK RECONFIGURATION PREPARE message includes a *DCHs To Modify* IE or *DCHs To Add* IE with multiple *DCH Specific Info* IEs, and if the DCHs in the *DCHs To Modify* IE or *DCHs To Add* IE do not have the same *Transmission Time Interval* IE in the *Semi-Static Transport Format Information* IE, then the Node B shall reject the procedure using the RADIO LINK RECONFIGURATION FAILURE message.

[FDD - If the *RL Information* IE includes the *DL Reference Power* IE, but the power balancing is not active in the indicated RL(s), the Node B shall regard the Synchronised Radio Link Reconfiguration Preparation procedure as having failed and the Node B shall respond with the RADIO LINK RECONFIGURATION FAILURE message with the cause value "Power Balancing status not compatible".]

[FDD - If the power balancing is active with the Power Balancing Adjustment Type of the Node B Communication Context set to "Common" in the existing RL(s) but the RADIO LINK RECONFIGURATION PREPARE message IE includes more than one *DL Reference Power* IE, the Node B shall regard the Synchronised Radio Link Reconfiguration Preparation procedure as having failed and the Node B shall respond with the RADIO LINK RECONFIGURATION FAILURE message with the cause value "Power Balancing status not compatible".]

If the RADIO LINK RECONFIGURATION PREPARE message contains the *Transport Layer Address* IE or the *Binding ID* IE when establishing a transport bearer for any Transport Channel or HS-DSCH MAC-d flow being added, or any Transport Channel or HS-DSCH MAC-d flow being modified for which a new transport bearer was requested with the *Transport Bearer Request Indicator* IE, and not both are present for a transport bearer intended to be established, the Node B shall reject the procedure using the RADIO LINK RECONFIGURATION FAILURE message.

[FDD – If the RADIO LINK RECONFIGURATION PREPARE message is to modify UE channel estimation information for an existing RL and the modification is not allowed according to [10] subclause 4.3.2.1, the Node B shall reject the procedure using the RADIO LINK RECONFIGURATION FAILURE message.]

If the RADIO LINK RECONFIGURATION PREPARE message contains any of the *HS-DSCH Information To Modify* IE, *HS-DSCH MAC-d Flows To Add* IE or *HS-DSCH MAC-d Flows To Delete* IE in addition to the *HS-DSCH Information* IE, the Node B shall reject the procedure using the RADIO LINK RECONFIGURATION FAILURE message.

If the RADIO LINK RECONFIGURATION PREPARE message contains any of the *HS-DSCH Information To Modify* IE, *HS-DSCH MAC-d Flows To Add* IE, *HS-DSCH MAC-d Flows To Delete* IE or *HS-PDSCH RL ID* IE and the Serving HS-DSCH Radio Link is not in the Node B, the Node B shall reject the procedure using the RADIO LINK RECONFIGURATION FAILURE message.

If the RADIO LINK RECONFIGURATION PREPARE message includes the *HS-DSCH Information* IE and does not include the *HS-PDSCH RL-ID* IE, the Node B shall reject the procedure using the RADIO LINK RECONFIGURATION FAILURE message.

If the RADIO LINK RECONFIGURATION PREPARE message includes the *HS-DSCH Information To Modify* IE deleting the last remaining Priority Queue of an HS-DSCH MAC-d Flow, the Node B shall reject the procedure using the RADIO LINK RECONFIGURATION FAILURE message.

If the RADIO LINK RECONFIGURATION PREPARE message includes the *HS-PDSCH RL-ID* IE indicating a Radio Link not existing in the Node B Communication Context, the Node B shall reject the procedure using the RADIO LINK RECONFIGURATION FAILURE message.

[TDD - If multiple radio links exist within the Node B Communication Context and the RADIO LINK RECONFIGURATION PREPARE message does not include a *RL ID* IE within each *UL DPCH To Add Per RL* IE, *DL DPCH To Add Per RL* IE, *UL DPCH To Modify Per RL* IE, and *DL DPCH To Modify Per RL* IE that is present in the message, the Node B shall reject the procedure using the RADIO LINK RECONFIGURATION FAILURE message.]

If the RADIO LINK RECONFIGURATION PREPARE message contains any of the *HS-DSCH Information* IE, *HS-DSCH Information To Modify* IE, or *HS-DSCH MAC-d Flows To Add* IE and if in the new configuration the Priority Queues associated with the same *HS-DSCH MAC-d Flow ID* IE have the same *Scheduling Priority Indicator* IE value, the Node B shall reject the procedure using the RADIO LINK RECONFIGURATION FAILURE message.

[FDD – If the RADIO LINK RECONFIGURATION PREPARE message contains the *HS-DSCH Information* IE and if the *Measurement Power Offset* IE is not present, then the Node B shall reject the procedure using the RADIO LINK RECONFIGURATION FAILURE message.]

If the RADIO LINK RECONFIGURATION PREPARE message includes *HS-DSCH Information* IE and the HS-DSCH is already configured in the Node B Communication Context, the Node B shall reject the procedure using the RADIO LINK RECONFIGURATION FAILURE message.

[FDD - If the RADIO LINK RECONFIGURATION PREPARE message contains the *F-DPCH Information* IE and the *DL DPCH Information* IE, then the Node B shall reject the procedure using the RADIO LINK RECONFIGURATION FAILURE message.]

[FDD - If the concerned the Node B Communication Context is configured to use DPCH in the downlink in the old configuration and the RADIO LINK RECONFIGURATION PREPARE message includes the *DL DPCH Power Information* IE, then the Node B shall reject the procedure using the RADIO LINK RECONFIGURATION FAILURE message.]

[FDD - If the concerned Node B Communication Context is configured to use F-DPCH in the downlink in the old configuration and the RADIO LINK RECONFIGURATION PREPARE message includes at least one but not all of the *TFCS* IE, *DL DPCH Slot Format* IE, *TFCI Signalling Mode* IE, *Multiplexing Position* IE, *Limited Power Increase* IE and *DL DPCH Power Information* IE in the *DL DPCH Information* IE, then the Node B shall reject the procedure using the RADIO LINK RECONFIGURATION FAILURE message.]

[FDD - If the concerned Node B Communication Context is configured to use F-DPCH in the downlink in the old configuration, if the RADIO LINK RECONFIGURATION PREPARE message includes the *DL DPCH Information* IE, if at least one Transmission Gap Pattern Sequence is configured with an SF/2 downlink compressed mode method in the new Compressed Mode Configuration and if the RADIO LINK RECONFIGURATION PREPARE message does not include the *Transmission Gap Pattern Sequence Code Information* IE for each DL Channelisation Code, then the Node B shall reject the procedure using the RADIO LINK RECONFIGURATION FAILURE message.]

[FDD - If the *E-DCH FDD Information* IE is present in the RADIO LINK RECONFIGURATION PREPARE message, but the *E-DPCH Information* IE is not present or if any of the *Maximum Set of E-DPDCHs* IE, *Puncture Limit* IE, *E-*



*TFCS Information IE*, *E-TTI IE* or *E-DPCCH Power Offset IE* or *HS-DSCH Configured Indicator IE* are not present in the *E-DPCH Information IE*, then the Node B shall reject the procedure using the RADIO LINK RECONFIGURATION FAILURE message.]

[FDD – If the RADIO LINK RECONFIGURATION PREPARE message includes the *Primary CPICH Usage For Channel Estimation IE* and/or *Secondary CPICH Information Change IE* and if in the new configuration Node B shall assume that the UE is not using the Primary CPICH for channel estimation nor the Secondary CPICH, Node B shall reject the procedure using the RADIO LINK RECONFIGURATION FAILURE message.]

[FDD – If the RADIO LINK RECONFIGURATION PREPARE message includes one of the *Not Used IEs*, the Node B shall reject the procedure using the RADIO LINK RECONFIGURATION FAILURE message.]

[FDD - If the RADIO LINK RECONFIGURATION PREPARE message includes the *E-DCH RL Indication IE* set to "E-DCH", but no *E-DCH FDD Information IE*, and the Node B Communication Context is not configured for E-DCH, then the Node B shall reject the procedure using the RADIO LINK RECONFIGURATION FAILURE message.]

[FDD - If the RADIO LINK RECONFIGURATION PREPARE message includes the *E-DCH FDD Information IE* but no *E-DCH RL Indication IE* set to "E-DCH", then the Node B shall reject the procedure using the RADIO LINK RECONFIGURATION FAILURE message.]

[FDD - If the RADIO LINK RECONFIGURATION PREPARE message contains information which would configure a HS-DSCH Radio Link, but the Serving HS-DSCH Radio Link and the Serving E-DCH Radio Link are not in the same cell then the Node B shall reject the procedure using the RADIO LINK RECONFIGURATION FAILURE message.]

[FDD - If the RADIO LINK RECONFIGURATION PREPARE message contains information which would configure an E-DCH Radio Link, but the Serving HS-DSCH Radio Link and the Serving E-DCH Radio Link are not in the same cell then the Node B shall reject the procedure using the RADIO LINK RECONFIGURATION FAILURE message.]

[FDD - If the RADIO LINK RECONFIGURATION PREPARE message contains the *HS-PDSCH RL ID IE* and the *E-DPCH Information IE* which includes the *HS-DSCH Configured Indicator IE* set as 'HS-DSCH not configured' then the Node B shall reject the procedure using the RADIO LINK RECONFIGURATION FAILURE message.]

[FDD - If the RADIO LINK RECONFIGURATION PREPARE message contains any of the *E-DCH FDD Information To Modify IE*, *E-DCH MAC-d Flows To Add IE* or *E-DCH MAC-d Flows To Delete IE* in addition to the *E-DCH FDD Information IE*, the Node B shall reject the procedure using the RADIO LINK RECONFIGURATION FAILURE message.]

[FDD - If the RADIO LINK RECONFIGURATION PREPARE message contains any of the *E-DCH FDD Information To Modify IE*, *E-DCH MAC-d Flows To Add IE*, *E-DCH MAC-d Flows To Delete IE* and the Node B Communication Context is not configured for E-DCH, the Node B shall reject the procedure using the RADIO LINK RECONFIGURATION FAILURE message.]

[FDD - If the RADIO LINK RECONFIGURATION PREPARE message includes the *E-DCH FDD Information To Modify IE* deleting the last remaining E-DCH Logical Channel of an E-DCH MAC-d Flow, the Node B shall reject the procedure using the RADIO LINK RECONFIGURATION FAILURE message.]

[FDD - If the RADIO LINK RECONFIGURATION PREPARE message includes *E-DCH FDD Information IE* and the E-DCH is already configured in the Node B Communication Context, the Node B shall reject the procedure using the RADIO LINK RECONFIGURATION FAILURE message.]


### 8.3.3 Synchronised Radio Link Reconfiguration Commit

#### 8.3.3.1 General

This procedure is used to order the Node B to switch to the new configuration for the Radio Link(s) within the Node B, previously prepared by the Synchronised Radio Link Reconfiguration Preparation procedure.

The message shall use the Communication Control Port assigned for this Node B Communication Context.

### 8.3.3.2 Successful Operation



**Figure 32: Synchronised Radio Link Reconfiguration Commit procedure, Successful Operation**

The Node B shall switch to the new configuration previously prepared by the Synchronised Radio Link Reconfiguration Preparation procedure at the next coming CFN with a value equal to the value requested by the CRNC in the *CFN* IE (see ref.[17] subclause 9.4) when receiving the RADIO LINK RECONFIGURATION COMMIT message from the CRNC.

[FDD – If the *Active Pattern Sequence Information* IE is included in the RADIO LINK RECONFIGURATION COMMIT message, the *CM Configuration Change CFN* IE in the *Active Pattern Sequence Information* IE shall be ignored by the Node B.]

[FDD – If the *Active Pattern Sequence Information* IE is not included in the RADIO LINK RECONFIGURATION COMMIT message and a new Compressed Mode Configuration exists in the prepared configuration, the Node B shall behave as if an *Active Pattern Sequence Information* IE with an empty *Transmission Gap Pattern Sequence Status* IE was included.]

When this procedure has been completed the Prepared Reconfiguration does not exist any more, see subclause 3.1.

In the case of a transport channel modification for which a new transport bearer was requested and established, the switch to the new transport bearer shall also take place at the indicated CFN. The detailed frame protocol handling during transport bearer replacement is described in [16], subclause 5.10.1 and in [24], subclause 5.8.2.

In the case of a signalling bearer re-arrangement, the new Communication Control Port shall be used once the Node B has received the RADIO LINK RECONFIGURATION COMMIT message via the old Communication Control Port.

[FDD – If the RADIO LINK RECONFIGURATION COMMIT includes the *Active Pattern Sequence Information* IE, the Node B shall deactivate all the ongoing Transmission Gap Pattern Sequences at the *CFN* IE. From that moment on, all Transmission Gap Pattern Sequences included in *Transmission Gap Pattern Sequence Status* IE repetitions shall be started when the indicated *TGCFN* IE elapses. The *CFN* IE and *TGCFN* IE for each sequence refer to the next coming CFN with that value. If the values of the *CFN* IE and the *TGCFN* IE are equal, the concerned Transmission Gap Pattern Sequence shall be started immediately at the CFN with a value equal to the value received in the *CFN* IE.]

[FDD - If the RADIO LINK RECONFIGURATION COMMIT message includes the *Active Pattern Sequence Information* IE and the concerned Node B Communication Context is configured to use F-DPCH in the downlink, the Node B shall ignore, when activating the Transmission Gap Pattern Sequence(s), the downlink compressed mode method information, if existing, for the concerned Transmission Gap Pattern Sequence(s) in the Compressed Mode Configuration.]

### 8.3.3.3 Abnormal Conditions

If a new transport bearer is required for the new reconfiguration and it is not available at the requested CFN, the Node B shall initiate the Radio Link Failure procedure.

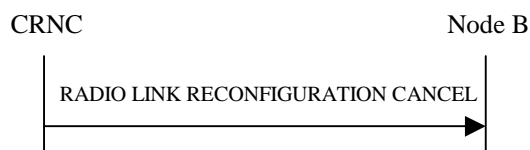
## 8.3.4 Synchronised Radio Link Reconfiguration Cancellation

### 8.3.4.1 General

This procedure is used to order the Node B to release the new configuration for the Radio Link(s) within the Node B, previously prepared by the Synchronised Radio Link Preparation Reconfiguration procedure.

The message shall use the Communication Control Port assigned for this Node B Communication Context.

### 8.3.4.2 Successful Operation



**Figure 33: Synchronised Radio Link Reconfiguration Cancellation procedure, Successful Operation**

When receiving the RADIO LINK RECONFIGURATION CANCEL message from the CRNC, the Node B shall release the new configuration ([FDD - including the new Transmission Gap Pattern Sequence parameters (if existing)]) previously prepared by the Synchronised Radio Link Reconfiguration Preparation procedure and continue using the old configuration. When this procedure has been completed the Prepared Reconfiguration does not exist any more, see subclause 3.1.

### 8.3.4.3 Abnormal Conditions

-

## 8.3.5 Unsynchronised Radio Link Reconfiguration

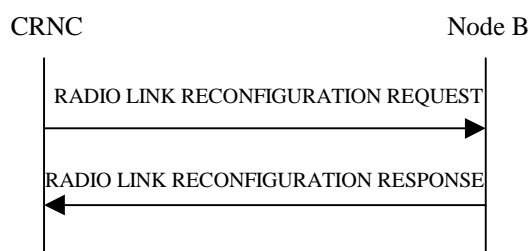
### 8.3.5.1 General

The Unsynchronised Radio Link Reconfiguration procedure is used to reconfigure Radio Link(s) related to one UE-UTRAN connection within a Node B.

The Unsynchronised Radio Link Reconfiguration procedure is used when there is no need to synchronise the time of the switching from the old to the new configuration in one Node B used for a UE-UTRAN connection with any other Node B also used for the UE-UTRAN connection.

The Unsynchronised Radio Link Reconfiguration procedure shall not be initiated if a Prepared Reconfiguration exists, as defined in subclause 3.1.

### 8.3.5.2 Successful Operation



**Figure 34: Unsynchronised Radio Link Reconfiguration Procedure, Successful Operation**

The Unsynchronised Radio Link Reconfiguration procedure is initiated by the CRNC by sending the RADIO LINK RECONFIGURATION REQUEST message to the Node B. The message shall use the Communication Control Port assigned for this Node B Communication Context.

Upon reception, the Node B shall modify the configuration of the Radio Link(s) according to the parameters given in the message. Unless specified below, the meaning of parameters is specified in other specifications.

The Node B shall prioritise resource allocation for the RL(s) to be modified according to Annex A.

#### **DCH Modification:**

If the RADIO LINK RECONFIGURATION REQUEST message includes any *DCHs To Modify* IE then the Node B shall treat them each as follows:

- If the *DCHs To Modify* IE includes the *Frame Handling Priority* IE, the Node B should store this information for this DCH in the new configuration. The received Frame Handling Priority should be used when prioritising between different frames in the downlink on the Uu interface in congestion situations within the Node B once the new configuration has been activated.
- If the *DCHs To Modify* IE includes the *TNL QoS* IE for a DCH or a set of co-ordinated DCHs to be modified and if ALCAP is not used, the Node B may store this information for this DCH in the new configuration. The *TNL QoS* IE may be used to determine the transport bearer characteristics to apply for the uplink between the Node B and the CRNC for the related DCH or set of co-ordinated DCHs.
- If the *DCHs To Modify* IE includes the *Transport Format Set* IE for the UL, the Node B shall apply the new Transport Format Set in the Uplink of this DCH in the new configuration.
- If the *DCHs To Modify* IE includes the *Transport Format Set* IE for the DL, the Node B shall apply the new Transport Format Set in the Downlink of this DCH in the new configuration.
- If the *DCHs To Modify* IE includes the *Allocation/Retention Priority* IE for a DCH, the Node B shall apply the new Allocation/Retention Priority to this DCH in the new configuration according to Annex A.
- If the *DCHs To Modify* IE includes multiple *DCH Specific Info* IEs, then the Node B shall treat the DCHs in the *DCHs To Modify* IE as a set of co-ordinated DCHs. The Node B shall include these DCHs in the new configuration only if it can include all of them in the new configuration.
- [FDD - If the *DCHs to Modify* IE contains a *DCH Specific Info* IE which includes the *Unidirectional DCH indicator* IE set to "Uplink DCH only", the NodeB shall ignore the *Transport Format Set* IE for the downlink for this DCH. As a consequence this DCH is not included as a part of the downlink CCTrCH.]
- [FDD - If the *DCHs to Modify* IE contains a *DCH Specific Info* IE which includes the *Unidirectional DCH indicator* IE set to "Downlink DCH only", the NodeB shall ignore the *Transport Format Set* IE for the uplink for this DCH. As a consequence this DCH is not included as a part of the uplink CCTrCH.]
- If the *DCHs To Modify* IE includes the *UL FP Mode* IE for a DCH or a set of co-ordinated DCHs, the Node B shall apply the new FP Mode in the Uplink of the user plane for the DCH or the set of co-ordinated DCHs in the new configuration.
- If the *DCHs To Modify* IE includes the *ToAWS* IE for a DCH or a set of co-ordinated DCHs, the Node B shall apply the new ToAWS in the user plane for the DCH or the set of co-ordinated DCHs in the new configuration.
- If the *DCHs To Modify* IE includes the *ToAWE* IE for a DCH or a set of co-ordinated DCHs, the Node B shall apply the new ToAWE in the user plane for the DCH or the set of co-ordinated DCHs in the new configuration.
- [TDD – If the RADIO LINK RECONFIGURATION REQUEST message includes the *CCTrCH ID* IE for the DL of a DCH to be modified, the Node B shall apply the new CCTrCH ID in the Downlink of this DCH in the new configuration.]
- [TDD – If the RADIO LINK RECONFIGURATION REQUEST message includes the *CCTrCH ID* IE for the UL of a DCH to be modified, the Node B shall apply the new CCTrCH ID in the Uplink of this DCH in the new configuration.]

#### **DCH Addition:**

If the RADIO LINK RECONFIGURATION REQUEST message includes any *DCH To Add* IE, the Node B shall reserve necessary resources for the new configuration of the Radio Link(s) according to the parameters given in the message and include these DCHs in the new configuration. In particular:

- If a *DCHs To Add* IE includes multiple *DCH Specific Info* IEs for a DCH to be added, the Node B shall treat the DCHs in the *DCHs To Add* IE as a set of co-ordinated DCHs. The Node B shall include these DCHs in the new configuration only if it can include all of them in the new configuration.
- If the *DCH Specific Info* IE includes the *Unidirectional DCH Indicator* IE set to "Uplink DCH only", the Node B shall ignore the *Transport Format Set* IE for the downlink for this DCH. As a consequence this DCH is not included as a part of the downlink CCTrCH.

- If the *DCH Specific Info* IE includes the *Unidirectional DCH Indicator* IE set to "Downlink DCH only", the Node B shall ignore the *Transport Format Set* IE for the uplink for this DCH. As a consequence this DCH is not included as a part of the uplink CCTrCH.
- [FDD - For DCHs which do not belong to a set of co-ordinated DCHs with the *QE-Selector* IE set to "selected", the Node B shall use the Transport channel BER from that DCH as the base for the QE in the UL data frames. If no Transport channel BER is available for the selected DCH, the Physical channel BER shall be used for the QE [16]. If the *QE-Selector* IE is set to "non-selected", the Physical channel BER shall be used for the QE in the UL data frames, ref. [16].]
- For a set of co-ordinated DCHs, the Node B shall use the Transport channel BER from the DCH with the *QE-Selector* IE set to "selected" as the QE in the UL data frames [16]. [FDD – If no Transport channel BER is available for the selected DCH, the Physical channel BER shall be used for the QE [16]. If all DCHs have the *QE-Selector* IE set to "non-selected", the Physical channel BER shall be used for the QE [16].]
- The Node B should store the *Frame Handling Priority* IE received for a DCH to be added in the new configuration. The received Frame Handling Priority should be used when prioritising between different frames in the downlink on the Uu interface in congestion situations within the Node B once the new configuration has been activated.
- If the *TNL QoS* IE is included for a DCH or a set of co-ordinated DCHs and if ALCAP is not used, the Node B may store this information for this DCH in the new configuration. The *TNL QoS* IE may be used to determine the transport bearer characteristics to apply for the uplink between the Node B and the CRNC for the related DCH or set of co-ordinated DCHs.
- The Node B shall use the included *UL FP Mode* IE for a DCH or a set of co-ordinated DCHs to be added as the new FP Mode in the Uplink of the user plane for the DCH or the set of co-ordinated DCHs in the new configuration.
- The Node B shall use the included *ToAWS* IE for a DCH or a set of co-ordinated DCHs to be added as the new Time of Arrival Window Startpoint in the user plane for the DCH or the set of co-ordinated DCHs in the new configuration.
- The Node B shall use the included *ToAWE* IE for a DCH or a set of co-ordinated DCHs to be added as the new Time of Arrival Window Endpoint in the user plane for the DCH or the set of co-ordinated DCHs in the new configuration.
- [TDD – If the RADIO LINK RECONFIGURATION REQUEST message includes the *CCTrCH ID* IE for the DL of a DCH to be added, the Node B shall apply the new CCTrCH ID in the downlink of this DCH in the new configuration.]
- [TDD – If the RADIO LINK RECONFIGURATION REQUEST message includes the *CCTrCH ID* IE for the UL of a DCH to be added, the Node B shall apply the new CCTrCH ID in the Uplink of this DCH in the new configuration.]

#### **DCH Deletion:**

If the RADIO LINK RECONFIGURATION REQUEST message includes any DCH to be deleted from the Radio Link(s), the Node B shall not include this DCH in the new configuration.

If all of the DCHs belonging to a set of co-ordinated DCHs are requested to be deleted, the Node B shall not include this set of co-ordinated DCHs in the new configuration.

#### **[FDD - Physical Channel Modification]:**

[FDD - If the RADIO LINK RECONFIGURATION REQUEST message includes an *UL DPCH Information* IE, then the Node B shall apply the parameters to the new configuration as follows:]

- [FDD - If the *UL DPCH Information* IE includes the *TFCS* IE for the UL, the Node B shall apply the new TFCS in the Uplink of the new configuration.]
- [FDD - If the *UL DPCH Information* IE includes the *UL DPDCH Indicator For E-DCH Operation* IE set to "UL DPDCH not present", the UL DPDCH resources shall be removed from the configuration.]

[FDD – If the RADIO LINK RECONFIGURATION REQUEST message includes a *DL DPCH Information* IE, then the Node B shall apply the parameters to the new configuration as follows:]

- [FDD – If the *DL DPCH Information* IE includes on the *TFCS* IE for the DL, the Node B shall apply the new TFCS in the Downlink of the new configuration.]
- [FDD – If the *DL DPCH Information* IE includes the *TFCI Signalling Mode* IE, the Node B shall use the information when building TFCIs in the new configuration.
- [FDD – If the *DL DPCH Information* IE includes the *Limited Power Increase* IE set to "Used", the Node B shall, if supported, use Limited Power Increase according to ref. [10] subclause 5.2.1 for the inner loop DL power control in the new configuration.]
- [FDD – If the *DL DPCH Information* IE includes the *Limited Power Increase* IE set to "Not Used", the Node B shall not use Limited Power Increase for the inner loop DL power control in the new configuration.]

[FDD – If the RADIO LINK RECONFIGURATION REQUEST message includes the *Transmission Gap Pattern Sequence Information* IE, the Node B shall store the new information about the Transmission Gap Pattern Sequences to be used in the new Compressed Mode Configuration. Any Transmission Gap Pattern Sequences already existing in the previous Compressed Mode Configuration are replaced by the new sequences once the new Compressed Mode Configuration has been activated. This new Compressed Mode Configuration shall be valid in the Node B until the next Compressed Mode Configuration is configured in the Node B or Node B Communication Context is deleted.]

#### **[FDD - E-DPCH Handling]:**

[FDD - If the RADIO LINK RECONFIGURATION REQUEST message includes an *E-DPCH Information* IE which contains the *E-TFCS Information* IE, the Node B shall use the *E-TFCS Information* IE for the E-DCH when reserving resources for the uplink of the new configuration. The Node B shall apply the new TFCS in the uplink of the new configuration. If the *E-TFCS Information* IE contains the *E-DCH Minimum Set E-TFCI* IE the Node B shall use the value for the related resource allocation operation.]

[FDD - If the RADIO LINK RECONFIGURATION REQUEST includes an *E-DPCH Information* IE which contains the *E-DPCCH Power Offset* IE, the Node B shall use the value when the new configuration is being used.]

[FDD - If the RADIO LINK RECONFIGURATION REQUEST includes an *E-DPCH Information* IE which contains the *E-RGCH 2-Index-Step* IE, the Node B shall use the value when the new configuration is being used.]

[FDD - If the RADIO LINK RECONFIGURATION REQUEST includes an *E-DPCH Information* IE which contains the *E-RGCH 3-Index-Step* IE, the Node B shall use the value when the new configuration is being used.]

[FDD - If the RADIO LINK RECONFIGURATION REQUEST includes an *E-DPCH Information* IE which contains the *HARQ Info for E-DCH* IE, the Node B shall use the value when the new configuration is being used.]

#### **[TDD – UL/DL CCTrCH Modification]**

[TDD – If the RADIO LINK RECONFIGURATION REQUEST message includes any *UL CCTrCH To Modify* IE or *DL CCTrCH To Modify* IE in the Radio Link(s), the Node B shall reserve necessary resources for the new configuration of the Radio Link(s) according to the parameters given in the message.]

[TDD – If the *UL CCTrCH To Modify* IE or *DL CCTrCH To Modify* IE includes *TFCS* IE and/or *Puncture Limit* IE, the Node B shall apply these as the new values, otherwise the old values specified for this CCTrCH are still applicable.]

[1.28Mcps TDD - If the *UL CCTrCH To Modify* IE includes *UL SIR Target* IE, the Node B shall apply this value as the new configuration and use it for the UL inner loop power control according [19] and [21].]

#### **[TDD – UL/DL CCTrCH Deletion]**

[TDD – If the RADIO LINK RECONFIGURATION REQUEST message includes any *UL CCTrCH To Delete* IE or *DL CCTrCH To Delete* IE, the Node B shall not include this CCTrCH in the new configuration.]

#### **DL Power Control:**

- [FDD – If the *Radio Link Information* IE includes the *DL Reference Power* IE and the power balancing is active, the Node B shall update the reference power of the power balancing in the indicated RL(s), if updating of power balancing parameters by the RADIO LINK RECONFIGURATION REQUEST message is supported, using the

*DL Reference Power IE* in the RADIO LINK RECONFIGURATION REQUEST message. The updated reference power shall be used from the next adjustment period.]

[FDD – If updating of power balancing parameters by the RADIO LINK RECONFIGURATION REQUEST message is supported by the Node B, the Node B shall include the *DL Power Balancing Updated Indicator IE* in the *RL Information Response IE* for each affected RL in the RADIO LINK RECONFIGURATION RESPONSE message.]

#### **RL Information:**

If the RADIO LINK RECONFIGURATION REQUEST message includes the *RL Information IE*, the Node B shall treat it as follows:

- [FDD - If the *RL Information IE* includes the *Maximum DL Power IE*, the Node B shall apply this value to the new configuration and not transmit with a higher power on any Downlink DPCH or on the F-DPCH of the Radio Link once the new configuration is being used. During compressed mode, the  $\delta P_{curr}$  as described in ref.[10] subclause 5.2.1.3, shall be added to the maximum DL power for the associated compressed frame.]
- [FDD - If the *RL Information IE* includes the *Minimum DL Power IE*, the Node B shall apply this value to the new configuration and never transmit with a lower power on any Downlink Channelisation Code or on the F-DPCH of the Radio Link once the new configuration is being used.]
- [3.84 Mcps TDD - If the *CCTrCH Maximum DL Transmission Power IE* and/or the *CCTrCH Minimum DL Transmission Power IE* are included, the Node B shall apply the values in the new configuration for this DCH type CCTrCH, if the *RL Information IE* includes *Maximum Downlink Power* and/or the *Minimum Downlink Power IEs*, the Node B shall apply the values in the new configuration for all other DCH type CCTrCHs.]
- [3.84 Mcps TDD – The maximum power and minimum power for a DSCH type CCTrCH to be modified, shall be determined as follows:
  - If the DSCH type CCTrCH is paired with an uplink CCTrCH(s) for inner loop power control, the minimum and maximum power for each PDSCH is determined in the same way as described above for DCH type CCTrCHs.
  - If the DSCH type CCTrCH is not paired with an uplink CCTrCH(s) for inner loop power control, the PDSCH transmission power is DSCH Data Frame Protocol signalled [24], with the maximum value determined in the same way as described above for DCH type CCTrCHs. The minimum power, however, is subject to control by the CRNC via the frame protocol].
- [1.28 Mcps TDD - If *Maximum DL Power IE* and/or *Minimum DL Power IE* are included within *DL Timeslot Information LCR IE*, the Node B shall apply the values in the new configuration for this timeslot within a DCH type CCTrCH, if the *RL Information IE* includes *Maximum Downlink Power* and/or the *Minimum Downlink Power IEs*, the Node B shall apply the values in the new configuration for all other timeslots.]
- [1.28 Mcps TDD - If the *CCTrCH Maximum DL Transmission Power IE* and/or the *CCTrCH Minimum DL Transmission Power IE* are included, the Node B shall apply the values in the new configuration for this DSCH type CCTrCH, if the *RL Information IE* includes the *Maximum Downlink Power* and/or the *Minimum Downlink Power IEs*, the Node B shall apply the values in the new configuration for other timeslots.]
- [FDD – If the concerned Node B Communication Context is configured to use DPCH in the downlink and if the *RL Information IE* contains the *Transmission Gap Pattern Sequence Code Information IE* in the *DL Code Information IE* for any of the allocated DL Channelisation Codes, the Node B shall apply the alternate scrambling code as indicated whenever the downlink compressed mode method SF/2 is active in the new configuration.]
- [1.28Mcps TDD – If the *RL Information IE* contains the *Uplink Synchronisation Parameters LCR IE*, the Node B shall use the indicated values of *Uplink Synchronisation Stepsize IE* and *Uplink Synchronisation Frequency IE* when evaluating the timing of the UL synchronisation.]

#### **Signalling Bearer Re-arrangement:**

If the RADIO LINK RECONFIGURATION REQUEST message includes the *Signalling Bearer Request Indicator IE*, the Node B shall allocate a new Communication Control Port for the control of the Node B Communication Context and include the *Target Communication Control Port ID IE* in the RADIO LINK RECONFIGURATION RESPONSE message.

**HS-DSCH Setup:**

If the *HS-DSCH Information* IE is present in the RADIO LINK RECONFIGURATION REQUEST message, then:

- The Node B shall setup the requested HS-PDSCH resources on the Serving HS-DSCH Radio Link indicated by the *HS-PDSCH RL ID* IE.
- The Node B shall include the *HARQ Memory Partitioning* IE in the [FDD – *HS-DSCH FDD Information Response* IE] [TDD – *HS-DSCH TDD Information Response* IE] in the RADIO LINK RECONFIGURATION RESPONSE message.
- If the RADIO LINK RECONFIGURATION REQUEST message includes the *MAC-hs Guaranteed Bit Rate* IE for a Priority Queue in the *HS-DSCH MAC-d Flows Information* IE in the *HS-DSCH Information* IE, then the Node B shall use this information to optimise MAC-hs scheduling decisions for the related HSDPA Priority Queue.
- If the RADIO LINK RECONFIGURATION REQUEST message includes the *Discard Timer* IE for a Priority Queue in the *HS-DSCH MAC-d Flows Information* IE in the *HS-DSCH Information* IE, then the Node B shall use this information to discard out-of-date MAC-hs SDUs from the related HSDPA Priority Queue.
- The Node B shall include the *HS-DSCH Initial Capacity Allocation* IE in the [FDD – *HS-DSCH FDD Information Response* IE] [TDD – *HS-DSCH TDD Information Response* IE] in the RADIO LINK RECONFIGURATION RESPONSE message for every HS-DSCH MAC-d flow being established, if the Node B allows the CRNC to start transmission of MAC-d PDUs before the Node B has allocated capacity on user plane as described in [24].
- [FDD - If the RADIO LINK RECONFIGURATION REQUEST message includes the *HS-SCCH Power Offset* IE in the *HS-DSCH Information* IE, then the Node B may use this value to determine the HS-SCCH power. The HS-SCCH Power Offset should be applied for any HS-SCCH transmission to this UE.]
- [FDD - If the RADIO LINK RECONFIGURATION REQUEST message includes the *Measurement Power Offset* IE in the *HS-DSCH Information* IE, then the Node B shall use the measurement power offset as described in ref [10], subclause 6A.2.]
- [FDD - The Node B shall allocate HS-SCCH codes corresponding to the HS-DSCH and include the *HS-SCCH Specific Information Response* IE in the *HS-DSCH FDD Information Response* IE in the RADIO LINK RECONFIGURATION RESPONSE message.]
- [TDD - The Node B shall allocate HS-SCCH parameters corresponding to the HS-DSCH and include the [3.84Mcps TDD - *HS-SCCH Specific Information Response* IE] [1.28Mcps TDD - *HS-SCCH Specific Information Response LCR* IE] in the *HS-DSCH TDD Information Response* IE in the RADIO LINK RECONFIGURATION RESPONSE message.]
- [FDD – If the RADIO LINK RECONFIGURATION REQUEST message includes the *HARQ Preamble Mode* IE in the *HS-DSCH Information* IE, then the Node B shall use the indicated HARQ Preamble Mode as described in [10], if HS-DPCCH ACK/NACK preamble and postamble is supported. Then, in this case, if the mode 1 is applied, the Node B shall include the *HARQ Preamble Mode Activation Indicator* IE in the *HS-DSCH Information Response* IE in the RADIO LINK RECONFIGURATION RESPONSE message. If the *HARQ Preamble Mode* IE is not included or if the mode 0 is applied, then the Node B shall not include the *HARQ Preamble Mode Activation Indicator* IE in the *HS-DSCH Information Response* IE in the RADIO LINK RECONFIGURATION RESPONSE message.]
- [1.28Mcps TDD - If the RADIO LINK RECONFIGURATION REQUEST message includes the *HS-SICH SIR Target* IE in the *HS-DSCH Information* IE, the Node B shall use this value to determine the HS-SICH SIR Target. The *HS-SICH SIR Target* IE indicates the received UL SIR target of HS-SICH NACK for this UE.]

**Intra-Node B Serving HS-DSCH Radio Link Change:**

If the RADIO LINK RECONFIGURATION REQUEST message includes the *HS-PDSCH RL ID* IE, this indicates the new Serving HS-DSCH Radio Link:

- The Node B shall release the HS-PDSCH resources on the old Serving HS-DSCH Radio Link and setup the HS-PDSCH resources on the new Serving HS-DSCH Radio Link.



- The Node B may include the *HARQ Memory Partitioning* IE in the [FDD – *HS-DSCH FDD Information Response* IE] [TDD – *HS-DSCH TDD Information Response* IE] in the RADIO LINK RECONFIGURATION RESPONSE message.
- [FDD – The Node B shall allocate HS-SCCH codes corresponding to the HS-DSCH and include the *HS-SCCH Specific Information Response* IE in the *HS-DSCH FDD Information Response* IE in the RADIO LINK RECONFIGURATION RESPONSE message.]
- [TDD – The Node B shall allocate HS-SCCH parameters corresponding to the HS-DSCH and include the [3.84Mcps TDD – *HS-SCCH Specific Information Response* IE] [1.28Mcps TDD – *HS-SCCH Specific Information Response LCR* IE] in the *HS-DSCH TDD Information Response* IE in the RADIO LINK RECONFIGURATION RESPONSE message.]

### HS-DSCH Modification:

If the RADIO LINK RECONFIGURATION REQUEST message includes the *HS-DSCH Information To ModifyUnsynchronised* IE and if the Serving HS-DSCH Radio Link is in the Node B, then:

- The Node B shall include the *HS-DSCH Initial Capacity Allocation* IE for every HS-DSCH MAC-d flow being modified for which a new transport bearer was requested with the *Transport Bearer Request Indicator* IE, if the Node B allows the CRNC to start transmission of MAC-d PDUs before the Node B has allocated capacity on user plane as described in [32].
- If the RADIO LINK RECONFIGURATION REQUEST message includes the *MAC-hs Guaranteed Bit Rate* IE in the *HS-DSCH Information To ModifyUnsynchronised* IE, the Node B shall use this information to optimise MAC-hs scheduling decisions for the related HSDPA Priority Queue.
- If the RADIO LINK RECONFIGURATION REQUEST message includes the *Discard Timer* IE for a Priority Queue in the *HS-DSCH Information To ModifyUnsynchronised* IE, then the Node B shall use this information to discard out-of-date MAC-hs SDUs from the related HSDPA Priority Queue.
- [FDD - If the RADIO LINK RECONFIGURATION REQUEST message includes the *ACK Power Offset* IE, the *NACK Power Offset* IE or the *CQI Power Offset* IE in the *HS-DSCH Information To ModifyUnsynchronised* IE, then the Node B shall use the indicated ACK Power Offset, the NACK Power Offset or the CQI Power Offset in the new configuration.]
- [FDD - If the *HS-SCCH Power Offset* IE is included in the *HS-DSCH Information To ModifyUnsynchronised* IE, the Node B may use this value to determine the HS-SCCH power. The HS-SCCH Power Offset should be applied for any HS-SCCH transmission to this UE.]
- [TDD – If the RADIO LINK RECONFIGURATION REQUEST message includes the *TDD ACK NACK Power Offset* IE in the *HS-DSCH Information To ModifyUnsynchronised* IE, the Node B shall use the indicated power offset in the new configuration.]
- [1.28Mcps TDD - If the RADIO LINK RECONFIGURATION REQUEST message includes the *HS-SICH SIR Target* IE in the *HS-DSCH Information To Modify Unsynchronised* IE, the Node B shall use this value to the SIR Target in the new configuration. The *HS-SICH SIR Target* IE indicates the received UL SIR target of HS-SICH NACK for this UE.]
- [1.28Mcps TDD - If the RADIO LINK RECONFIGURATION REQUEST message includes the *HS-SICH TPC step size* IE in the *HS-DSCH Information To Modify Unsynchronised* IE, the Node B shall use this value to the HS-SICH TPC step size in the new configuration.]
- [FDD – If the RADIO LINK RECONFIGURATION REQUEST message includes the *HARQ Preamble Mode* IE in the *HS-DSCH Information To ModifyUnsynchronised* IE, then the Node B shall use the indicated HARQ Preamble Mode in the new configuration as described in [10], if HS-DPCCH ACK/NACK preamble and postamble is supported. Then, in this case, if the mode 1 is applied, the Node B shall include the *HARQ Preamble Mode Activation Indicator* IE in the *HS-DSCH Information Response* IE in the RADIO LINK RECONFIGURATION RESPONSE message. If the *HARQ Preamble Mode* IE is not included or if the mode 0 is applied, then the Node B shall not include the *HARQ Preamble Mode Activation Indicator* IE in the *HS-DSCH Information Response* IE in the RADIO LINK RECONFIGURATION RESPONSE message.]
- [FDD – If the RADIO LINK RECONFIGURATION REQUEST message includes the *HS-DSCH Physical Layer Category* IE in the *HS-DSCH Information To Modify Unsynchronised* IE, the Node B shall use this

information in the new configuration and may include the *HARQ Memory Partitioning* IE in the RADIO LINK RECONFIGURATION RESPONSE message.]

#### **HS-DSCH MAC-d Flow Addition/Deletion:**

If the RADIO LINK RECONFIGURATION REQUEST message includes any *HS-DSCH MAC-d Flows To Add* or *HS-DSCH MAC-d Flows To Delete* IEs and if the Serving HS-DSCH Radio Link is in the Node B, then the Node B shall use this information to add/delete the indicated HS-DSCH MAC-d flows on the Serving HS-DSCH Radio Link. When an HS-DSCH MAC-d flow is deleted, all its associated Priority Queues shall also be removed.

If the RADIO LINK RECONFIGURATION REQUEST message includes an *HS-DSCH MAC-d Flows To Delete* IE requesting the deletion of all remaining HS-DSCH MAC-d flows for the Node B Communication Context, then the Node B shall delete the HS-DSCH configuration from the Node B Communication Context and release any existing HS-PDSCH resources.

If the RADIO LINK RECONFIGURATION REQUEST message includes the *HS-DSCH MAC-d Flows To Add* IE and if the Serving HS-DSCH Radio Link is in the Node B, then:

- The Node B shall include the *HS-DSCH Initial Capacity Allocation* IE in the RADIO LINK RECONFIGURATION RESPONSE message for every HS-DSCH MAC-d flow being added, if the Node B allows the CRNC to start transmission of MAC-d PDUs before the Node B has allocated capacity on user plane as described in [24].
- If the RADIO LINK RECONFIGURATION REQUEST message includes the *MAC-hs Guaranteed Bit Rate* IE in the *HS-DSCH MAC-d Flows To Add* IE, the Node B shall use this information to optimise MAC-hs scheduling decisions for the related HSDPA Priority Queue.
- If the RADIO LINK RECONFIGURATION REQUEST message includes the *Discard Timer* IE for a Priority Queue in the *HS-DSCH MAC-d Flows To Add* IE, then the Node B shall use this information to discard out-of-date MAC-hs SDUs from the related HSDPA Priority Queue.

#### **[FDD - E-DCH Setup:]**

[FDD - If the *E-DCH FDD Information* IE is present in the RADIO LINK RECONFIGURATION REQUEST message:]

- [FDD - If the RADIO LINK RECONFIGURATION REQUEST message includes the *MAC-es Guaranteed Bit Rate* IE in the *E-DCH Logical Channel information* IE in the *E-DCH MAC-d Flows Information* IE, then the Node B shall use this information to optimise MAC-e scheduling decisions.]
- [FDD - If the *TNL QoS* IE is included for an E-DCH MAC-d flow and if ALCAP is not used, the *TNL QoS* IE may be used by the Node B to determine the transport bearer characteristics to apply in the uplink for the related MAC-d flow.]
- [FDD - If the RADIO LINK RECONFIGURATION REQUEST message includes the *HARQ Process Allocation For 2ms Scheduled Transmission Grant* IE, the Node B shall use this information for the related resource allocation operation.]
- [FDD – If the RADIO LINK RECONFIGURATION REQUEST message includes the *E-DCH Reference Power Offset* IE, then the Node B may use this value as a default HARQ power offset if it is not able to decode the MAC-e PDU and to determine the value of the actual HARQ power offset.]
- [FDD - If the RADIO LINK RECONFIGURATION REQUEST message includes the *Serving E-DCH RL* IE:]
  - [FDD - the Node B shall allocate a primary E-RNTI identifier or a secondary E-RNTI identifier or both for the corresponding RL and include these E-RNTI identifiers and the channelisation code of the corresponding E-AGCH in the *E-DCH FDD DL Control Channel Information* IE in the RADIO LINK RECONFIGURATION RESPONSE message.]
  - [FDD - The Node B may include the *Serving Grant Value* IE and *Primary/Secondary Grant Selector* IE in the RADIO LINK RECONFIGURATION RESPONSE message for the initial grant for the serving E-DCH RL.]
  - [FDD - If the E-DCH HARQ process allocation for 2ms TTI for scheduled and/or non-scheduled transmission shall be changed, the Node B shall allocate resources according to the new/changed

configuration and include the new/changed configuration in the *E-DCH FDD Information Response* IE in the RADIO LINK RECONFIGURATION RESPONSE message.]

- [FDD - For all RLs having a common generation of E-RGCH information with another RL, or are candidates for a common generation of E-RGCH information with another RL, when this Node B would contain the E-DCH serving RL, the Node B shall assign to each RL the same value for the *E-DCH RL Set ID* IE, included in the RADIO LINK RECONFIGURATION RESPONSE message, to uniquely identify these RLs as members of the same E-DCH RL Set within the Node B Communication Context.]
- [FDD - If the RADIO LINK RECONFIGURATION REQUEST message includes the *E-DCH MAC-d Flow Multiplexing List* IE for an E-DCH MAC-d flow the Node B shall use this information for the related resource allocation operation.]
- [FDD - If in the RADIO LINK RECONFIGURATION REQUEST message the E-DCH Grant Type is indicated as being "E-DCH Non-Scheduled Transmission Grant" for an E-DCH MAC-d flow the Node B shall assume non-scheduled grants being configured for that E-DCH MAC-d flow and shall use the information within the *HARQ Process Allocation For 2ms Non-Scheduled Transmission Grant* IE, if included, for the related resource allocation operation.]
- [FDD - If in the RADIO LINK RECONFIGURATION REQUEST message the E-DCH Grant Type is indicated as being "E-DCH Scheduled Transmission Grant" for an E-DCH MAC-d flow the Node B shall assume scheduled grants being configured for that E-DCH MAC-d flow.]
- [FDD - If the RADIO LINK RECONFIGURATION REQUEST message includes the *Bundling Mode Indicator* IE for an E-DCH MAC-d flow in the *E-DCH MAC-d Flow Specific Information* IE in the *E-DCH FDD Information* IE and the *Bundling Mode Indicator* IE is set to "Bundling" and the *E-TTI* IE is set to "2ms", then the Node B shall use the bundling mode for the E-DCH UL data frames for the related MAC-d flow, otherwise the Node B shall use the non-bundling mode for the E-DCH UL data frames for the related MAC-d flow.]
- [FDD - If the RADIO LINK RECONFIGURATION REQUEST message includes the *E-DCH Maximum Bitrate* IE for an E-DCH, the Node B shall use this information for the related resource allocation operation, and when applicable, for E-DCH scheduling.]
- [FDD - If the RADIO LINK RECONFIGURATION REQUEST message includes the *E-DCH Processing Overload Level* IE, then if the Node B could not decode the E-DPCCH/E-DPDCH for the last consecutive number of TTIs, indicated in the *E-DCH Processing Overload Level* IE, because of processing issue, the Node B shall notify the RNC by initiating the Radio Link Failure procedure.]
- [FDD – If the RADIO LINK RECONFIGURATION REQUEST message includes the *E-AGCH Power Offset* IE in the *RL Specific E-DCH Information* IE, then the Node B may use this value to determine the E-AGCH power. The E-AGCH Power Offset should be applied for any E-AGCH transmission to this UE.]
- [FDD – If the RADIO LINK RECONFIGURATION REQUEST message includes the *E-RGCH Power Offset* IE in the *RL Specific E-DCH Information* IE, then the Node B may use this value to determine the E-RGCH power for the RL. The E-RGCH Power Offset should be applied for any E-RGCH transmission to this UE.]
- [FDD – If the RADIO LINK RECONFIGURATION REQUEST message includes the *E-HICH Power Offset* IE in the *RL Specific E-DCH Information* IE, then the Node B may use this value to determine the E-HICH power for the RL. The E-HICH Power Offset should be applied for any E-HICH transmission to this UE.]
- [FDD - If the RADIO LINK RECONFIGURATION REQUEST message includes an *E-DPCH Information* IE which contains the *HS-DSCH Configured Indicator* IE and/or the *Maximum Set of E-DPDCHs* IE, and/or the *Puncture Limit* IE and/or the *E-TTI* IE, the Node B shall use and apply the value(s) in the new configuration.]

#### [FDD – E-DCH Radio Link Handling:]

[FDD - If the RADIO LINK RECONFIGURATION REQUEST message includes the *E-DCH RL Indication* IE in the *RL Information* IE:]

- [FDD - The Node B shall setup the E-DCH resources, as requested or as configured in the Node B communication context, on the Radio Links indicated by the *E-DCH RL Indication* IE, set to "E-DCH", in the *RL Information* IE.]
- [FDD - The Node B may include the *E-AGCH And E-RGCH/E-HICH FDD Scrambling Code* IE and shall include the *E-RGCH/E-HICH Channelisation Code* IE and the corresponding *E-HICH Signature Sequence* IE

and the Node B may include the corresponding *E-RGCH Signature Sequence* IE in the *E-DCH FDD DL Control Channel Information* IE in the RADIO LINK RECONFIGURATION RESPONSE message for every RL indicated by the *E-DCH RL Indication* IE, set to "E-DCH", in the *RL Information* IE.]

- [FDD - The Node B shall remove the E-DCH resources, if any, on the Radio Links, that are indicated by the *E-DCH RL Indication* set to "Non E-DCH".]

#### [FDD - Serving E-DCH Radio Link Change:]

[FDD - If the RADIO LINK RECONFIGURATION REQUEST message includes the *Serving E-DCH RL* IE, this indicates the new Serving E-DCH Radio Link:]

- [FDD - If the old Serving E-DCH RL is in this Node B, the Node B shall de-allocate the E-AGCH resources of the old Serving E-DCH Radio Link.]
- [FDD - If the New Serving E-DCH RL is in this Node B:]
  - [FDD - The Node B may allocate a primary E-RNTI identifier or a secondary E-RNTI identifier or both for the new Serving E-DCH Radio Link and include these E-RNTI identifiers along with the channelisation code of the corresponding E-AGCH in the *E-DCH FDD DL Control Channel Information* IE in the RADIO LINK RECONFIGURATION RESPONSE message.]
  - [FDD - The Node B may include the *Serving Grant Value* IE and *Primary/Secondary Grant Selector* IE in the RADIO LINK RECONFIGURATION RESPONSE message for the initial grant for the new serving E-DCH RL.]
  - [FDD - If the E-DCH HARQ process allocation for 2ms TTI for scheduled and/or non-scheduled transmission shall be changed, the Node B shall allocate resources according to the new/changed configuration and include the new/changed configuration in the *E-DCH FDD Information Response* IE in the RADIO LINK RECONFIGURATION RESPONSE message.]
  - [FDD - The Node B may include the *E-RGCH/E-HICH Channelisation Code* IE and/or the *E-HICH Signature Sequence* IE and/or the *E-RGCH Signature Sequence* IE or may alternatively include the *E-RGCH Release Indicator* IE in the *E-DCH FDD DL Control Channel Information* IE in the RADIO LINK RECONFIGURATION RESPONSE message for every E-DCH Radio Links in the Node B.]

#### [FDD - E-DCH Modification:]

[FDD - If the RADIO LINK RECONFIGURATION REQUEST message includes the *E-DCH FDD Information To Modify* IE, then:]

- [FDD - If the *E-DCH FDD Information To Modify* IE contains a *E-DCH MAC-d Flow Specific Information* IE which includes the *Allocation/Retention Priority* IE, the Node B shall apply the new Allocation/Retention Priority to this E-DCH in the new configuration according to Annex A.]
- [FDD - If the RADIO LINK RECONFIGURATION REQUEST message includes the *Maximum Number of Retransmissions for E-DCH* IE for an E-DCH MAC-d flow then the Node B shall use this information to report if the maximum number of retransmissions has been exceeded.]
- [FDD - If the RADIO LINK RECONFIGURATION REQUEST message includes the *E-DCH HARQ Power Offset FDD* IE in the *E-DCH FDD Information To Modify* IE for an E-DCH MAC-d flow the Node B shall use this information for calculating the unquantised gain factor for an E-TFC ( $\beta_{ed,j,uq}$ ) as defined in [10].]
- [FDD - If the RADIO LINK RECONFIGURATION REQUEST message includes the *E-DCH MAC-d Flow Multiplexing List* IE for an E-DCH MAC-d flow the Node B shall use this information for the related resource allocation operation.]
- [FDD - If the RADIO LINK RECONFIGURATION REQUEST message contains the E-DCH Grant Type and it is indicated as being "E-DCH Non-Scheduled Transmission Grant" for an E-DCH MAC-d flow the Node B shall assume non-scheduled grants being configured for that E-DCH MAC-d flow and shall use the information within the *HARQ Process Allocation For 2ms Non-Scheduled Transmission Grant* IE, if included, for the related resource allocation operation.]

- [FDD - If the RADIO LINK RECONFIGURATION REQUEST message includes the E-DCH Grant Type and it is indicated as being "E-DCH Scheduled Transmission Grant" for an E-DCH MAC-d flow the Node B shall assume scheduled grants being configured for that E-DCH MAC-d flow.]
- [FDD - If the RADIO LINK RECONFIGURATION REQUEST message includes the *E-DCH Logical Channel To Add* or *E-DCH Logical Channel To Delete* IEs, the Node B shall use this information to add/delete the indicated logical channels. When an logical channel is deleted, all its associated configuration data shall also be removed.]
- [FDD - If the RADIO LINK RECONFIGURATION REQUEST message includes the *E-DCH Logical Channel To Modify* IE, the Node B shall use this information to modify the indicated logical channels.]
- [FDD - If the RADIO LINK RECONFIGURATION REQUEST message includes the *Bundling Mode Indicator* IE for an E-DCH MAC-d flow in the *E-DCH MAC-d Flow Specific Information* IE in the *E-DCH FDD Information To Modify* IE and the *Bundling Mode Indicator* IE is set to "Bundling" and the *E-TTI* IE is set to "2ms", then the Node B shall use the bundling mode for the E-DCH UL data frames for the related MAC-d flow, otherwise the Node B shall use the non-bundling mode for the E-DCH UL data frames for the related MAC-d flow.]
- [FDD - If the RADIO LINK RECONFIGURATION REQUEST message includes the *HARQ Process Allocation For 2ms Scheduled Transmission Grant* IE, the Node B shall use this information for the related resource allocation operation.]
- [FDD - If the E-DCH serving RL is in this Node B, the Node B may choose to change the E-DCH HARQ process allocation for 2ms TTI for scheduled and/or non-scheduled transmission. In this case the Node B shall allocate resources according to the new/changed configuration and include the new/changed configuration in the *E-DCH FDD Information Response* IE in the RADIO LINK RECONFIGURATION RESPONSE message.]
- [FDD - If the RADIO LINK RECONFIGURATION REQUEST message includes the *E-DCH Maximum Bitrate* IE for an E-DCH, the Node B shall use this information for the related resource allocation operation, and when applicable, for E-DCH scheduling.]
- [FDD - If the RADIO LINK RECONFIGURATION REQUEST message includes the *E-DCH Processing Overload Level* IE, then if the Node B could not decode the E-DPCCH/E-DPDCH for the last consecutive number of TTIs, indicated in the *E-DCH Processing Overload Level* IE, because of processing issue, the Node B shall notify the RNC by initiating the Radio Link Failure procedure.]
- [FDD - If the RADIO LINK RECONFIGURATION REQUEST message includes the *E-DCH Reference Power Offset* IE, then the Node B may use this value as a default HARQ power offset if it is not able to decode the MAC-e PDU and to determine the value of the actual HARQ power offset.]
- [FDD - If the RADIO LINK RECONFIGURATION REQUEST message includes the *E-AGCH Power Offset* IE in the *RL Specific E-DCH Information* IE, then the Node B may use this value to determine the E-AGCH power. The E-AGCH Power Offset should be applied for any E-AGCH transmission to this UE.]
- [FDD - If the RADIO LINK RECONFIGURATION REQUEST message includes the *E-RGCH Power Offset* IE in the *RL Specific E-DCH Information* IE, then the Node B may use this value to determine the E-RGCH power for the RL. The E-RGCH Power Offset should be applied for any E-RGCH transmission to this UE.]
- [FDD - If the RADIO LINK RECONFIGURATION REQUEST message includes the *E-HICH Power Offset* IE in the *RL Specific E-DCH Information* IE, then the Node B may use this value to determine the E-HICH power for the RL. The E-HICH Power Offset should be applied for any E-HICH transmission to this UE.]

**[FDD - E-DCH MAC-d Flow Addition/Deletion:]**

[FDD - If the RADIO LINK RECONFIGURATION REQUEST message includes any *E-DCH MAC-d Flows To Add* or *E-DCH MAC-d Flows To Delete* IEs, then the Node B shall use this information to add/delete the indicated E-DCH MAC-d flows. When an E-DCH MAC-d flow is deleted, all its associated configuration data shall also be removed.]

[FDD - If the RADIO LINK RECONFIGURATION REQUEST message includes an *E-DCH MAC-d Flows To Delete* IE requesting the deletion of all remaining E-DCH MAC-d flows for the Node B Communication Context, then the Node B shall delete the E-DCH configuration from the Node B Communication Context and release the E-DCH resources.]

[FDD - If the RADIO LINK RECONFIGURATION REQUEST message includes the *E-DCH MAC-d Flows To Add* IE, then:]

- [FDD - If the RADIO LINK RECONFIGURATION REQUEST message includes the *MAC-es Guaranteed Bit Rate* IE in the *E-DCH MAC-d Flows To Add* IE, the Node B shall use this information to optimise MAC-e scheduling decisions.]

### General

If the RADIO LINK RECONFIGURATION REQUEST message includes the *Transport Layer Address* IE and *Binding ID* IEs in the *HS-DSCH Information* IE, *HS-DSCH Information To Modify Unsynchronised* IE, *HS-DSCH MAC-d Flows To Add* IE, [FDD -*RL Specific E-DCH Information* IE] or in the *RL Specific DCH Information* IE, the Node B may use the transport layer address and the binding identifier received from the CRNC when establishing a transport bearer for any Transport Channel or MAC-d flow being added or any Transport Channel or MAC-d flow being modified for which a new transport bearer was requested with the *Transport Bearer Request Indicator* IE.

If the requested modifications are allowed by the Node B, the Node B has successfully allocated the required resources, and changed to the new configuration, it shall respond to the CRNC with the RADIO LINK RECONFIGURATION RESPONSE message.

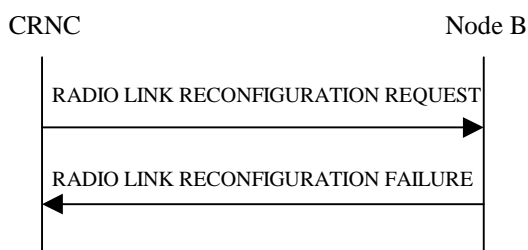
The Node B shall include in the RADIO LINK RECONFIGURATION RESPONSE message the *Transport Layer Address* IE and the *Binding ID* IE for any Transport Channel or MAC-d flow being added or any Transport Channel or MAC-d flow being modified for which a new transport bearer was requested with the *Transport Bearer Request Indicator* IE. The detailed frame protocol handling during transport bearer replacement is described in [16], subclause 5.10.1.

In the case of a set of co-ordinated DCHs requiring a new transport bearer on the Iub interface, the *Transport Layer Address* IE and the *Binding ID* IE in the *DCH Information Response* IE shall be included only for one of the DCH in the set of coordinated DCHs.

In the case of a Radio Link being combined with another Radio Link within the Node B, the *Transport Layer Address* IE and the *Binding ID* IE in the *DCH Information Response* IE shall be included only for one of the combined Radio Links.

In the case of a signalling bearer re-arrangement, the new Communication Control Port shall be used once the Node B has sent the RADIO LINK RECONFIGURATION RESPONSE message via the old Communication Control Port.

### 8.3.5.3 Unsuccessful Operation



**Figure 35: Unsynchronised Radio Link Reconfiguration procedure, Unsuccessful Operation**

If the Node B cannot allocate the necessary resources for all the new DCHs of one set of co-ordinated DCHs requested to be set-up, it shall regard the Unsynchronised Radio Link Reconfiguration procedure as having failed.

If the requested Unsynchronised Radio Link Reconfiguration procedure fails for one or more Radio Link(s), the Node B shall send the RADIO LINK RECONFIGURATION FAILURE message to the CRNC, indicating the reason for failure.

Typical cause values are as follows:

#### Radio Network Layer Cause

- CM not supported

#### Transport Layer Cause

- Transport Resources Unavailable

#### Miscellaneous Cause

- O&M Intervention
- Control processing overload
- HW failure

#### 8.3.5.4 Abnormal Conditions

If only a subset of all the DCHs belonging to a set of co-ordinated DCHs is requested to be deleted, the Node B shall regard the Unsynchronised Radio Link Reconfiguration procedure as having failed and shall send the RADIO LINK RECONFIGURATION FAILURE message to the CRNC.

[FDD – If the concerned Node B Communication Context is configured to use DPCH in the downlink and if the *RL Information* IE contains the *DL Code Information* IE and this IE includes *DL Scrambling Code* and *FDD DL Channelisation Code Number* IEs not matching the DL Channelisation code(s) already allocated to the Radio Link identified by *RL ID* IE, then the Node B shall consider the Unsynchronised Radio Link Reconfiguration procedure as having failed and it shall send the RADIO LINK RECONFIGURATION FAILURE message to the CRNC.]

If more than one DCH of a set of co-ordinated DCHs has the *QE-Selector* IE set to "selected" [TDD – or no DCH of a set of co-ordinated DCHs has the *QE-Selector* IE set to "selected"], the Node B shall regard the Unsynchronised Radio Link Reconfiguration Preparation procedure as failed and shall respond with a RADIO LINK RECONFIGURATION FAILURE message.

If the RADIO LINK RECONFIGURATION REQUEST message includes a *DCHs To Modify* IE or *DCHs To Add* IE with multiple *DCH Specific Info* IEs, and if the DCHs in the *DCHs To Modify* IE or *DCHs To Add* IE do not have the same *Transmission Time Interval* IE in the *Semi-Static Transport Format Information* IE, then the Node B shall reject the procedure using the RADIO LINK RECONFIGURATION FAILURE message.

[FDD - If the *RL Information* IE includes the *DL Reference Power* IEs, but the power balancing is not active in the indicated RL(s), the Node B shall regard the Unsynchronised Radio Link Reconfiguration procedure as having failed and the Node B shall respond the RADIO LINK RECONFIGURATION FAILURE message with the cause value "Power Balancing status not compatible".]

[FDD - If the power balancing is active with the Power Balancing Adjustment Type of the Node B Communication Context set to "Common" in the existing RL(s) but the *RL Information* IE includes more than one *DL Reference Power* IEs, the Node B shall regard the Unsynchronised Radio Link Reconfiguration procedure as having failed and the Node B shall respond the RADIO LINK RECONFIGURATION FAILURE message with the cause value "Power Balancing status not compatible".]

If the RADIO LINK RECONFIGURATION REQUEST message contains the *Transport Layer Address* IE or the *Binding ID* IE when establishing a transport bearer for any Transport Channel or HS-DSCH MAC-d flow being added or any Transport Channel or HS-DSCH MAC-d flow being modified for which a new transport bearer was requested with the *Transport Bearer Request Indicator* IE, and not both are present for a transport bearer intended to be established, the Node B shall reject the procedure using the RADIO LINK RECONFIGURATION FAILURE message.

If the RADIO LINK RECONFIGURATION REQUEST message contains any of the *HS-DSCH Information To Modify* IE, *HS-DSCH MAC-d Flows To Add* IE or *HS-DSCH MAC-d Flows To Delete* IE in addition to the *HS-DSCH Information* IE, the Node B shall reject the procedure using the RADIO LINK RECONFIGURATION FAILURE message.

If the RADIO LINK RECONFIGURATION REQUEST message contains any of the *HS-DSCH Information To Modify* IE, *HS-DSCH MAC-d Flows To Add* IE, *HS-DSCH MAC-d Flows To Delete* IE or *HS-PDSCH RL ID* IE and the Serving HS-DSCH Radio Link is not in the Node B, the Node B shall reject the procedure using the RADIO LINK RECONFIGURATION FAILURE message.

If the RADIO LINK RECONFIGURATION REQUEST message includes the *HS-DSCH Information* IE and does not include the *HS-PDSCH RL-ID* IE, the Node B shall reject the procedure using the RADIO LINK RECONFIGURATION FAILURE message.

If the RADIO LINK RECONFIGURATION REQUEST message includes the *HS-PDSCH RL-ID* IE indicating a Radio Link not existing in the Node B Communication Context, the Node B shall reject the procedure using the RADIO LINK RECONFIGURATION FAILURE message.

If the RADIO LINK RECONFIGURATION REQUEST message contains any of the *HS-DSCH Information* IE, *HS-DSCH Information To Modify* IE, or *HS-DSCH MAC-d Flows To Add* IE and if in the new configuration the Priority Queues associated with the same *HS-DSCH MAC-d Flow ID* IE have the same *Scheduling Priority Indicator* IE value, the Node B shall reject the procedure using the RADIO LINK RECONFIGURATION FAILURE message.

[FDD – If the RADIO LINK RECONFIGURATION REQUEST message contains the *HS-DSCH Information* IE and if the *Measurement Power Offset* IE is not present, then the Node B shall reject the procedure using the RADIO LINK RECONFIGURATION FAILURE message.]

If the RADIO LINK RECONFIGURATION REQUEST message includes *HS-DSCH Information* IE and the HS-DSCH is already configured in the Node B Communication Context, the Node B shall reject the procedure using the RADIO LINK RECONFIGURATION FAILURE message.

[FDD – If the concerned Node B Communication Context is configured to use F-DPCH in the downlink and if the *RL Information* IE contains the *DL Code Information* IE, then the Node B shall consider the Unsynchronised Radio Link Reconfiguration procedure as having failed and it shall send the RADIO LINK RECONFIGURATION FAILURE message to the CRNC.]

[FDD - If the *E-DCH FDD Information* IE is present in the RADIO LINK RECONFIGURATION REQUEST message, but the *E-DPCH Information* IE is not present, or if any of the *Maximum Set of E-DPDCHs* IE, *Puncture Limit* IE, *E-TFCS Information* IE, *E-TTI* IE, *E-DPCCH Power Offset* IE, *HS-DSCH Configured Indicator* IE, are not present in the *E-DPCH Information* IE, then the Node B shall reject the procedure using the RADIO LINK RECONFIGURATION FAILURE message.]

[FDD - If any the *HS-DSCH Configured Indicator* IE, of the *Maximum Set of E-DPDCHs* IE, *Puncture Limit* IE or *E-TTI* IE are present in the *E-DPCH Information* IE and the *E-DCH FDD Information* IE is not present in the RADIO LINK RECONFIGURATION REQUEST message, then the Node B shall reject the procedure using the RADIO LINK RECONFIGURATION FAILURE message.]

[FDD – If the RADIO LINK RECONFIGURATION REQUEST message includes one of the *Not Used* IEs, the Node B shall reject the procedure using the RADIO LINK RECONFIGURATION FAILURE message.]

[FDD - If the RADIO LINK RECONFIGURATION REQUEST message includes the *E-DCH RL Indication* IE set to "E-DCH", but no *E-DCH FDD Information* IE, and the Node B Communication Context is not configured for E-DCH, then the Node B shall reject the procedure using the RADIO LINK RECONFIGURATION FAILURE message.]

[FDD - If the RADIO LINK RECONFIGURATION REQUEST message includes the *E-DCH FDD Information* IE but no *E-DCH RL Indication* IE set to "E-DCH", then the Node B shall reject the procedure using the RADIO LINK RECONFIGURATION FAILURE message.]

[FDD - If the RADIO LINK RECONFIGURATION REQUEST message contains information which would configure a HS-DSCH Radio Link, but the Serving HS-DSCH Radio Link and the Serving E-DCH Radio Link are not in the same cell then the Node B shall reject the procedure using the RADIO LINK RECONFIGURATION FAILURE message.]

[FDD - If the RADIO LINK RECONFIGURATION REQUEST message contains information which would configure an E-DCH Radio Link, but the Serving HS-DSCH Radio Link and the Serving E-DCH Radio Link are not in the same cell then the Node B shall reject the procedure using the RADIO LINK RECONFIGURATION FAILURE message.]

[FDD - If the RADIO LINK RECONFIGURATION REQUEST message contains the *HS-PDSCH RL ID* IE and the *E-DPCH Information* IE which includes the *HS-DSCH Configured Indicator* IE set as 'HS-DSCH not configured' then the Node B shall reject the procedure using the RADIO LINK RECONFIGURATION FAILURE message.]

[FDD - If the RADIO LINK RECONFIGURATION REQUEST message contains any of the *E-DCH FDD Information To Modify* IE, *E-DCH MAC-d Flows To Add* IE or *E-DCH MAC-d Flows To Delete* IE in addition to the *E-DCH FDD Information* IE, the Node B shall reject the procedure using the RADIO LINK RECONFIGURATION FAILURE message.]

[FDD - If the RADIO LINK RECONFIGURATION REQUEST message contains any of the *E-DCH FDD Information To Modify* IE, *E-DCH MAC-d Flows To Add* IE, *E-DCH MAC-d Flows To Delete* IE and the Node B Communication Context is not configured for E-DCH, the Node B shall reject the procedure using the RADIO LINK RECONFIGURATION FAILURE message.]



[FDD - If the RADIO LINK RECONFIGURATION REQUEST message includes the *E-DCH FDD Information To Modify* IE deleting the last remaining E-DCH Logical Channel of an E-DCH MAC-d Flow, the Node B shall reject the procedure using the RADIO LINK RECONFIGURATION FAILURE message.]

[FDD - If the RADIO LINK RECONFIGURATION REQUEST message includes *E-DCH FDD Information* IE and the E-DCH is already configured in the Node B Communication Context, the Node B shall reject the procedure using the RADIO LINK RECONFIGURATION FAILURE message.]

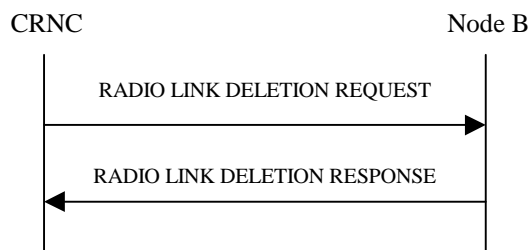
## 8.3.6 Radio Link Deletion

### 8.3.6.1 General

The Radio Link Deletion procedure is used to release the resources in a Node B for one or more established radio links towards a UE.

The Radio Link Deletion procedure may be initiated by the CRNC at any time when the Node B Communication Context exists.

### 8.3.6.2 Successful Operation



**Figure 36: Radio Link Deletion procedure, Successful Operation**

The procedure is initiated with a RADIO LINK DELETION REQUEST message sent from the CRNC to the Node B using the Communication Control Port assigned to the concerned Node B Communication Context.

Upon receipt of this message, the Node B shall delete the radio link(s) identified by the *RL ID* IE, *Node B Communication Context ID* IE and *CRNC Communication Context ID* IE and release all associated resources and respond to the CRNC with a RADIO LINK DELETION RESPONSE message.

[FDD – After deletion of the RL(s), the UL out-of-sync algorithm defined in ref. [10] shall for each of the remaining RL Set(s) use the maximum value of the parameters *N\_OUTSYNC\_IND* and *T\_RLFAILURE* that are configured in the cells supporting the radio links of the RL Set and the UL in-sync algorithm defined in ref. [10] shall for each of the remaining RL Set(s) use the minimum value of the parameters *N\_INSYNC\_IND* that are configured in the cells supporting the radio links of the RL Set.]

### 8.3.6.3 Unsuccessful Operation

-

### 8.3.6.4 Abnormal Conditions

If the RL indicated by the *RL ID* IE, *Node B Communication Context ID* IE and *CRNC Communication Context ID* IE does not exist, the Node B shall respond with the RADIO LINK DELETION RESPONSE message and use the *CRNC Communication Context ID* IE received in the RADIO LINK DELETION REQUEST message.

## 8.3.7 Downlink Power Control [FDD]

### 8.3.7.1 General

The purpose of this procedure is to balance the DL transmission powers of one or more Radio Links used for the related UE-UTRAN connection within the Node B. The Downlink Power Control procedure may be initiated by the CRNC at any time when the Node B Communication Context exists, irrespective of other ongoing CRNC initiated dedicated NBAP procedures towards this Node B Communication Context. The only exception occurs when the CRNC has requested the deletion of the last RL via this Node B, in which case the Downlink Power Control procedure shall no longer be initiated.

### 8.3.7.2 Successful Operation



**Figure 37: Downlink Power Control procedure, Successful Operation**

The procedure is initiated by the CRNC sending a DL POWER CONTROL REQUEST message to the Node B using the Communication Control Port assigned to the concerned Node B Communication Context.

The *Power Adjustment Type* IE defines the characteristic of the power adjustment.

If the value of the *Power Adjustment Type* IE is "Common", the Power Balancing Adjustment Type of the Node B Communication Context shall be set to "Common". As long as the Power Balancing Adjustment Type of the Node B Communication Context is set to "Common", the Node B shall perform the power adjustment (see below) for all existing and future radio links associated with the context identified by the *Node B Communication Context ID* IE and use a common DL reference power level.

If the value of the *Power Adjustment Type* IE is "Individual", the Power Balancing Adjustment Type of the Node B Communication Context shall be set to "Individual". The Node B shall perform the power adjustment (see below) for all radio links addressed in the message using the given DL Reference Powers per RL. If the Power Balancing Adjustment Type of the Node B Communication Context was set to "Common" before this message was received, power balancing on all radio links not addressed by the DL POWER CONTROL REQUEST message shall remain to be executed in accordance with the existing power balancing parameters which are now considered RL individual parameters. Power balancing will not be started on future radio links without a specific request.

If the value of the *Power Adjustment Type* IE is "None", the Power Balancing Adjustment Type of the Node B Communication Context shall be set to "None" and the Node B shall suspend on going power adjustments for all radio links for the Node B Communication Context.

If the *Inner Loop DL PC Status* IE is present and set to "Active", the Node B shall activate inner loop DL power control for all radio links for the Node B Communication Context. If the *Inner Loop DL PC Status* IE is present and set to "Inactive", the Node B shall deactivate inner loop DL power control for all radio links for the Node B Communication Context according to ref. [10].

#### Power Adjustment

The power balancing adjustment shall be superimposed on the inner loop power control adjustment (see ref. [10]) if activated. The power balancing adjustment shall be such that:

$$\sum P_{bal} = (1-r)(P_{ref} + P_{P-CPICH} - P_{init}) \text{ with an accuracy of } \pm 0.5 \text{ dB}$$

where the sum is performed over an adjustment period corresponding to a number of frames equal to the value of the *Adjustment Period* IE,  $P_{ref}$  is the value of the *DL Reference Power* IE,  $P_{P-CPICH}$  is the power used on the primary CPICH,  $P_{init}$  is the code power of the last slot of the previous adjustment period and  $r$  is given by the *Adjustment Ratio* IE. If the last slot of the previous adjustment period is within a transmission gap due to compressed mode,  $P_{init}$  shall be set to the same value as the code power of the slot just before the transmission gap.

The adjustment within one adjustment period shall in any case be performed with the constraints given by the *Max Adjustment Step* IE and the DL TX power range set by the CRNC.

The power adjustments shall be started at the first slot of a frame with CFN modulo the value of *Adjustment Period* IE equal to 0 and shall be repeated for every adjustment period and shall be restarted at the first slot of a frame with CFN=0, until a new DL POWER CONTROL REQUEST message is received or the RL is deleted.

### 8.3.7.3 Abnormal Conditions

-

## 8.3.8 Dedicated Measurement Initiation

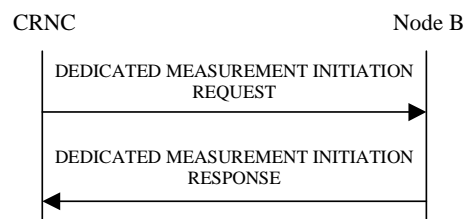
### 8.3.8.1 General

This procedure is used by a CRNC to request the initiation of measurements on dedicated resources in a Node B.

The Dedicated Measurement Initiation procedure shall not be initiated if a Prepared Reconfiguration exists, as defined in subclause 3.1 except when the *Node B Communication Context ID* IE in the DEDICATED MEASUREMENT INITIATION REQUEST message is set to the reserved value "All NBCC".

If the *Node B Communication Context ID* IE in the DEDICATED MEASUREMENT INITIATION REQUEST message is set to the reserved value "All NBCC", the Dedicated Measurement Initiation procedure may be initiated by the CRNC at any time when the Node B Communication Context exists.

### 8.3.8.2 Successful Operation



**Figure 38: Dedicated Measurement Initiation procedure, Successful Operation**

The procedure is initiated with a DEDICATED MEASUREMENT INITIATION REQUEST message sent from the CRNC to the Node B using the Communication Control Port assigned to the Node B Communication Context.

Upon reception, the Node B shall initiate the requested measurement according to the parameters given in the DEDICATED MEASUREMENT INITIATION REQUEST message. Unless specified below the meaning of the parameters are given in other specifications.

If the *Node B Communication Context ID* IE equals the reserved value "All NBCC", this measurement request shall apply for all current and future Node B Communication Contexts controlled via the Communication Control Port on which the DEDICATED MEASUREMENT INITIATION REQUEST message was received. Otherwise, this measurement request shall apply for the requested Node B Communication Context ID only.

If the *Node B Communication Context ID* IE equals the reserved value "All NBCC", the measurement request shall be treated as a single measurement, despite applying to multiple contexts. This means that it may only be terminated or failed on "All NBCC".

If the *Node B Communication Context ID* IE equals the reserved value "All NBCC", the measurement shall be initiated only for those Node B Communication Contexts handling a mode (FDD, 3.84Mcps TDD or 1.28Mcps TDD) for which the concerned measurement is specified in [4] and [5]. The initiation of the measurement for a Node B Communication Context may be delayed until the Reconfiguration CFN has elapsed if either a Prepared Reconfiguration exists or a Prepared Reconfiguration no longer exists but the Reconfiguration CFN has not yet elapsed.

If the Dedicated Measurement Object Type is indicated as being "RL" in the DEDICATED MEASUREMENT INITIATION REQUEST message, measurement results shall be reported for all indicated Radio Links.

[FDD – If the Dedicated Measurement Object Type is indicated as being "RLS" in the DEDICATED MEASUREMENT INITIATION REQUEST message, measurement results shall be reported for all indicated Radio Link Sets.]

[FDD - If the Dedicated Measurement Object Type is indicated as being "ALL RL" in the DEDICATED MEASUREMENT INITIATION REQUEST message, measurement results shall be reported for all current and future Radio Links within the Node B Communication Context.]

[TDD - If the Dedicated Measurement Object Type is indicated as being "ALL RL" in the DEDICATED MEASUREMENT INITIATION REQUEST message, measurement results shall be reported for one existing DPCH per CCTrCH in each used time slot of current and future Radio Links within the Node B Communication Context, provided the measurement type is applicable to the respective DPCH.]

[FDD – If the Dedicated Measurement Object Type is indicated as being "ALL RLS" in the DEDICATED MEASUREMENT INITIATION REQUEST message, measurement results shall be reported for all existing and future Radio Link Sets within the Node B Communication Context.]

[TDD – If the *DPCH ID* IE is provided within the RL Information, the measurement request shall apply for the requested physical channel individually. If no *DPCH ID* IE, *HS-SICH ID* IE and no *PUSCH Information* IE is provided within the RL Information, the measurement request shall apply for one existing physical channel per CCTrCH in each used time slot of the Radio Link, provided the measurement type is applicable to this physical channel.]

[TDD – If the *PUSCH Information* IE is provided within the RL Information, the measurement request shall apply for the requested physical channel individually.]

[TDD – If the *HS-SICH Information* IE is provided within the RL Information, the measurement request shall apply for the requested physical channel individually.]

[TDD - If the *Dedicated Measurement Type* IE is set to "HS-SICH reception quality ", the Node B shall initiate measurements of the failed, missed and total HS-SICH transmissions on all of the HS-SICH assigned to this Node B Communication Context. If either the failed or missed HS-SICH transmission satisfies the requested report characteristics, the Node B shall report the result of both failed and missed transmission measurements along with the total number of transmissions.]

If the *CFN Reporting Indicator* IE is set to "FN Reporting Required", the *CFN* IE shall be included in the DEDICATED MEASUREMENT REPORT message or in the DEDICATED MEASUREMENT INITIATION RESPONSE message, the latter only in the case the *Report Characteristics* IE is set to "On Demand". The reported CFN shall be the CFN at the time when the measurement value was reported by the layer 3 filter, referred to as point C in the measurement model [25].

[FDD – If the *Number Of Reported Cell Portions* IE is included in the DEDICATED MEASUREMENT INITIATION REQUEST message, the value shall be used to determine how many *Cell Portion ID* IEs and *SIR Value* IEs shall be included in *Best Cell Portions* IE in the DEDICATED MEASUREMENT REPORT message or in the DEDICATED MEASUREMENT INITIATION RESPONSE message.]

### Report characteristics

The *Report Characteristics* IE indicates how the reporting of the measurement shall be performed. See also Annex B.

If the *Report Characteristics* IE is set to "On Demand" and if the *CFN* IE is not provided, the Node B shall return the result of the measurement immediately. If the *CFN* IE is provided, it indicates the frame for which the measurement value shall be provided. The provided measurement value shall be the one reported by the layer 3 filter, referred to as point C in the measurement model [25].

If the *Report Characteristics* IE is set to "Periodic", the Node B shall periodically initiate the Dedicated Measurement Report procedure for this measurement, with the requested report frequency. If the *CFN* IE is provided, it indicates the frame for which the first measurement value of a periodic reporting shall be provided. The provided measurement value shall be the one reported by the layer 3 filter, referred to as point C in the measurement model [25].

If the *Report Characteristics* IE is set to "Event A", the Node B shall initiate the Dedicated Measurement Reporting procedure when the measured entity rises above the requested threshold and stays there for the requested hysteresis time. If the *Measurement Hysteresis Time* IE is not included, the Node B shall use the value zero for the hysteresis time.

If the *Report Characteristics* IE is set to "Event B", the Node B shall initiate the Dedicated Measurement Reporting procedure when the measured entity falls below the requested threshold and stays there for the requested hysteresis time. If the *Measurement Hysteresis Time* IE is not included, the Node B shall use the value zero for the hysteresis time.

If the *Report Characteristics* IE is set to "Event C", the Node B shall initiate the Dedicated Measurement Reporting procedure when the measured entity rises by an amount greater than the requested threshold within the requested time. After having reported this type of event, the next C event reporting for the same measurement cannot be initiated before the rising time specified by the *Measurement Change Time* IE has elapsed since the previous event reporting.

If the *Report Characteristics* IE is set to "Event D", the Node B shall initiate the Dedicated Measurement Reporting procedure when the measured entity falls by an amount greater than the requested threshold within the requested time. After having reported this type of event, the next D event reporting for the same measurement cannot be initiated before the falling time specified by the *Measurement Change Time* IE has elapsed since the previous event reporting.

If the *Report Characteristics* IE is set to "Event E", the Node B shall initiate the Dedicated Measurement Reporting procedure when the measured entity rises above the 'Measurement Threshold 1' and stays there for the 'Measurement Hysteresis Time' (Report A). When the conditions for Report A are met and the *Report Periodicity* IE is provided, the Node B shall also initiate the Dedicated Measurement Reporting procedure periodically. If the conditions for Report A have been met and the measured entity falls below the 'Measurement Threshold 2' and stays there for the 'Measurement Hysteresis Time', the Node B shall initiate the Dedicated Measurement Reporting procedure (Report B) as well as terminate any corresponding periodic reporting. If the *Measurement Threshold 2* IE is not present, the Node B shall use the value of the *Measurement Threshold 1* IE instead. If the *Measurement Hysteresis Time* IE is not included, the Node B shall use the value zero as hysteresis times for both Report A and Report B.

If the *Report Characteristics* IE is set to "Event F", the Node B shall initiate the Dedicated Measurement Reporting procedure when the measured entity falls below the 'Measurement Threshold 1' and stays there for the 'Measurement Hysteresis Time' (Report A). When the conditions for Report A are met and the *Report Periodicity* IE is provided, the Node B shall also initiate the Dedicated Measurement Reporting procedure periodically. If the conditions for Report A have been met and the measured entity rises above the 'Measurement Threshold 2' and stays there for the 'Measurement Hysteresis Time', the Node B shall initiate the Dedicated Measurement Reporting procedure (Report B) as well as terminate any corresponding periodic reporting. If the *Measurement Threshold 2* IE is not present, the Node B shall use the value of the *Measurement Threshold 1* IE instead. If the *Measurement Hysteresis Time* IE is not included, the Node B shall use the value zero as hysteresis times for both Report A and Report B.

If the *Report Characteristics* IE is not set to "On Demand", the Node B is required to perform reporting for a dedicated measurement object, in accordance with the conditions provided in the DEDICATED MEASUREMENT INITIATION REQUEST message, as long as the object exists. If no dedicated measurement object for which a measurement is defined exists anymore, the Node B shall terminate the measurement locally, i.e. without reporting this to the CRNC.

If at the start of the measurement, the reporting criteria are fulfilled for any of Event A, Event B, Event E or Event F, the Node B shall initiate the Dedicated Measurement Reporting procedure immediately, and then continue with the measurements as specified in the DEDICATED MEASUREMENT INITIATION REQUEST message.

### Higher layer filtering

The *Measurement Filter Coefficient* IE indicates how filtering of the measurement values shall be performed before measurement event evaluation and reporting.

The averaging shall be performed according to the following formula.

$$F_n = (1 - a) \cdot F_{n-1} + a \cdot M_n$$

The variables in the formula are defined as follows

$F_n$  is the updated filtered measurement result

$F_{n-1}$  is the old filtered measurement result

$M_n$  is the latest received measurement result from physical layer measurements, the unit used for  $M_n$  is the same unit as the reported unit in the DEDICATED MEASUREMENT INITIATION RESPONSE, DEDICATED MEASUREMENT REPORT messages or the unit used in the event evaluation (i.e. same unit as for  $F_n$ )

$a = 1/2^{(k/2)}$ , where  $k$  is the parameter received in the *Measurement Filter Coefficient* IE. If the *Measurement Filter Coefficient* IE is not present,  $a$  shall be set to 1 (no filtering)

In order to initialise the averaging filter,  $F_0$  is set to  $M_I$  when the first measurement result from the physical layer measurement is received.

#### Measurement Recovery Behavior:

If the *Measurement Recovery Behavior* IE is included in the DEDICATED MEASUREMENT INITIATION REQUEST message, the Node B shall, if Measurement Recovery Behavior is supported, include the *Measurement Recovery Support Indicator* IE in the DEDICATED MEASUREMENT INITIATION RESPONSE message and perform the Measurement Recovery Behavior as described in subclause 8.3.9.2.

#### Response message

If the Node B was able to initiate the measurement requested by the CRNC, it shall respond with the DEDICATED MEASUREMENT INITIATION RESPONSE message using the Communication Control Port assigned to the Node B Communication Context. The message shall include the same Measurement ID that was used in the measurement request. The DEDICATED MEASUREMENT INITIATION RESPONSE message shall be sent even if the initiation is delayed for some Node B Communication Contexts due to an existing Prepared Reconfiguration or that the Reconfiguration CFN has not yet elapsed.

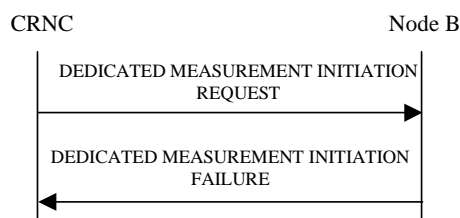
Only in the case where the *Report Characteristics* IE is set to "On Demand", the DEDICATED MEASUREMENT INITIATION RESPONSE message shall include the *Dedicated Measurement Object Type* IE containing the measurement result. [TDD – In the case that the measurement was performed on a particular HS-SICH, the Node B shall include the *HS-SICH ID* IE that indicates which HS-SICH was measured.]

In the case where the *Node B Communication Context ID* IE is set to "All NBCC", the *CRNC Communication Context ID* IE in the DEDICATED MEASUREMENT INITIATION RESPONSE shall be set to the value "All CRNCCC", which is reserved for this purpose.

#### Interaction with Reset Procedure:

If a measurement has been requested with the *Node B Communication Context ID* IE set to "All NBCC", the Node B shall terminate the measurement locally if either the CRNC or the Node B initiates the Reset procedure for the relevant Communication Control Port or the entire Node B.

### 8.3.8.3 Unsuccessful Operation



**Figure 39: Dedicated Measurement Initiation procedure: Unsuccessful Operation**

If the requested measurement cannot be initiated, the Node B shall send a DEDICATED MEASUREMENT INITIATION FAILURE message using the Communication Control Port assigned to the Node B Communication Context. The message shall include the same Measurement ID that was used in the DEDICATED MEASUREMENT INITIATION REQUEST message and the *Cause* IE set to an appropriate value.

In the case where the *Node B Communication Context ID* IE is set to "All NBCC" the *CRNC Communication Context ID* IE in the DEDICATED MEASUREMENT INITIATION FAILURE shall be set to the value "All CRNCCC", which is reserved for this purpose.

Typical cause values are as follows:

#### Radio Network Layer cause

- Measurement not supported for the object
- Measurement Temporarily not Available

### Miscellaneous Cause

- O&M Intervention
- Control processing overload
- HW failure

### 8.3.8.4 Abnormal Conditions

The allowed combinations of the Dedicated Measurement Type and Report Characteristics Type are shown in the table below marked with "X". For not allowed combinations, the Node B shall regard the Dedicated Measurement Initiation procedure as failed.

**Table 4: Allowed Dedicated Measurement Type and Report Characteristics Type combinations**

Dedicated Measurement Type	Report Characteristics Type								
	On Demand	Periodic	Event A	Event B	Event C	Event D	Event E	Event F	On Modification
SIR	X	X	X	X	X	X	X	X	
SIR Error	X	X	X	X	X	X	X	X	
Transmitted Code Power	X	X	X	X	X	X	X	X	
RSCP	X	X	X	X	X	X	X	X	
Rx Timing Deviation	X	X	X	X			X	X	
Round Trip Time	X	X	X	X	X	X	X	X	
Rx Timing Deviation LCR	X	X	X	X			X	X	
HS-SICH reception quality	X	X	X	X			X	X	
Best Cell Portions	X	X							
Angle Of Arrival LCR	X	X							

If the Dedicated Measurement Type received in the *Dedicated Measurement Type* IE is not defined in ref. [4] or [5] to be measured on the Dedicated Measurement Object Type received in the DEDICATED MEASUREMENT INITIATION REQUEST message, the Node B shall regard the Dedicated Measurement Initiation procedure as failed.

If the *CFN* IE is included in the DEDICATED MEASUREMENT INITIATION REQUEST message and the *Report Characteristics* IE is other than "Periodic" or "On Demand", the Node B shall regard the Dedicated Measurement Initiation procedure as failed.

### 8.3.9 Dedicated Measurement Reporting

#### 8.3.9.1 General

This procedure is used by the Node B to report the result of measurements requested by the CRNC with the Dedicated Measurement Initiation procedure. The Node B may initiate the Dedicated Measurement Reporting procedure at any time after establishing a Radio Link, as long as the Node B Communication Context exists.

### 8.3.9.2 Successful Operation



**Figure 40: Dedicated Measurement Reporting procedure, Successful Operation**

If the requested measurement reporting criteria are met, the Node B shall initiate the Dedicated Measurement Reporting procedure. The DEDICATED MEASUREMENT REPORT message shall use the Communication Control Port assigned to the Node B Communication Context. If the measurement was initiated (by the Dedicated Measurement Initiation procedure) for multiple dedicated measurement objects, the Node B may include measurement values for multiple objects in the DEDICATED MEASUREMENT REPORT message. Unless specified below, the meaning of the parameters are given in other specifications.

The *Measurement ID* IE shall be set to the Measurement ID provided by the CRNC when initiating the measurement with the Dedicated Measurement Initiation procedure.

[TDD – In the case that the measurement was performed on a particular HS-SICH, the Node B shall include the *HS-SICH ID* IE that indicates which HS-SICH was measured.]

If the achieved measurement accuracy does not fulfil the given accuracy requirement (see ref.[22] and [23]) or the measurement is temporarily not available in case Measurement Recovery Behavior is supported, the Measurement not available shall be reported. If the Node B was configured to perform the Measurement Recovery Behavior, the Node B shall indicate Measurement Available to the CRNC when the achieved measurement accuracy again fulfils the given accuracy requirement (see ref. [22] and [23]) and include the *Measurement Recovery Report Indicator* IE in the DEDICATED MEASUREMENT REPORT message if the requested measurement reporting criteria are not met.

### 8.3.9.3 Abnormal Conditions

-

## 8.3.10 Dedicated Measurement Termination

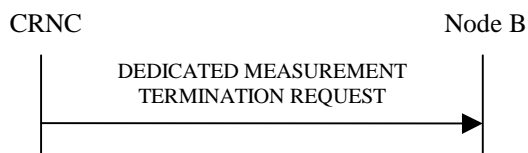
### 8.3.10.1 General

This procedure is used by the CRNC to terminate a measurement previously requested by the Dedicated Measurement Initiation procedure.

The Dedicated Measurement Termination procedure shall not be initiated if a Prepared Reconfiguration exists, as defined in subclause 3.1 except if the measurement was initiated by the Dedicated Measurement Initiation procedure using the reserved value "All NBCC".

If the measurement was initiated by the Dedicated Measurement Initiation procedure using the reserved value "All NBCC", the Dedicated Measurement Termination procedure may be initiated by the CRNC at any time.

### 8.3.10.2 Successful Operation



**Figure 41: Dedicated Measurement Termination procedure, Successful Operation**



This procedure is initiated with a DEDICATED MEASUREMENT TERMINATION REQUEST message, sent from the CRNC to the Node B using the Communication Control Port assigned to the Node B Communication Context.

Upon reception, the Node B shall terminate reporting of dedicated measurements corresponding to the received *Measurement ID* IE.

### 8.3.10.3 Abnormal Conditions

-

## 8.3.11 Dedicated Measurement Failure

### 8.3.11.1 General

This procedure is used by the Node B to notify the CRNC that a measurement previously requested by the Dedicated Measurement Initiation procedure can no longer be reported. The Node B is allowed to initiate the DEDICATED MEASUREMENT FAILURE INDICATION message at any time after having sent the RADIO LINK SETUP RESPONSE message, as long as the Node B Communication Context exists.

### 8.3.11.2 Successful Operation



**Figure 42: Dedicated Measurement Failure procedure, Successful Operation**

This procedure is initiated with a DEDICATED MEASUREMENT FAILURE INDICATION message, sent from the Node B to the CRNC using the Communication Control Port assigned to the Node B Communication Context, to inform the CRNC that a previously requested measurement can no longer be reported. The Node B has locally terminated the indicated measurement.

If the failed measurement was initiated with the *Node B Communication Context ID* IE set to the reserved value "All NBCC" and the Node B has terminated the measurement reporting of the measurement corresponding to the Measurement ID indicated in the DEDICATED MEASUREMENT FAILURE INDICATION message, the *CRNC Communication Context ID* IE shall be set to the value "All CRNCCC".

### 8.3.11.3 Abnormal Conditions

-


## 8.3.12 Radio Link Failure

### 8.3.12.1 General

This procedure is used by the Node B to indicate a failure in one or more Radio Links [FDD - or Radio Link Sets][TDD or CCTrCHs within a Radio Link].

The Node B may initiate the Radio Link Failure procedure at any time after establishing a Radio Link.

### 8.3.12.2 Successful Operation



**Figure 43: Radio Link Failure procedure, Successful Operation**

When the Node B detects that one or more Radio Link(s) [FDD - or Radio Link Set(s)] [TDD – or CCTrCHs within a Radio Link] are no longer available, it sends the RADIO LINK FAILURE INDICATION message to the CRNC indicating the failed Radio Link(s) or Radio Link Set(s) or CCTrCHs with the most appropriate cause values in the *Cause IE*. The message shall use the Communication Control Port assigned to the concerned Node B Communication Context.

If the failure concerns one or more individual Radio Link(s), the Node B shall indicate the affected Radio Link(s) using the *RL Information IE*. [FDD - If the failure concerns one or more Radio Link Set(s), the Node B shall indicate the affected Radio Link Set(s) using the *RL Set Information IE*.] [TDD – If the failure concerns only the failure of one or more CCTrCHs within a radio link, the Node B shall indicate the affected CCTrCHs using the *CCTrCH ID IE*.]

When the Radio Link Failure procedure is used to notify the loss of UL synchronisation of a [FDD – Radio Link Set] [TDD – Radio Link or CCTrCHs within a Radio Link] on the Uu interface, the RADIO LINK FAILURE INDICATION message shall be sent, with the *Cause IE* set to "Synchronisation Failure", when indicated by the UL out-of-sync algorithm defined in [10] and [21]. [FDD – The algorithms in [10] shall use the maximum value of the parameters *N\_OUTSYNC\_IND* and *T\_RLFAILURE*, and the minimum value of the parameters *N\_INSYNC\_IND*, that are configured in the cells supporting the radio links of the RL Set.]

[FDD – When the Radio Link Failure procedure is used to indicate permanent failure in one or more Radio Link(s) / Radio Link Set(s) due to the occurrence of an UL or DL frame with more than one transmission gap caused by one or more compressed mode pattern sequences, the DL transmission shall be stopped and the RADIO LINK FAILURE INDICATION message shall be sent with the cause value "Invalid CM Settings". After sending the RADIO LINK FAILURE INDICATION message to notify the permanent failure, the Node B shall not remove the Radio Link(s)/Radio Link Set(s) from the Node B Communication Context or the Node B Communication Context itself.]

[FDD – When the Radio Link Failure Procedure is used to indicate E-DCH non serving cell processing issue, the RADIO LINK FAILURE INDICATION shall be sent, with the *Cause IE* set to "Not enough user plane processing resources".]

In the other cases, the Radio Link Failure procedure is used to indicate that one or more Radio Link(s)/Radio Link Set(s) are permanently unavailable and cannot be restored. After sending the RADIO LINK FAILURE INDICATION message to notify the permanent failure, the Node B shall not remove the Radio Link/Radio Link Set from the Node B Communication Context or the Node B Communication Context itself. When applicable, the retention priorities associated with the transport channels shall be used by the Node B to prioritise which Radio Link(s)/Radio Link Set(s) to indicate as unavailable to the CRNC.

Typical cause values are:

**Radio Network Layer Causes:**

- Synchronisation Failure
- Invalid CM settings

**Transport Layer Causes:**

- Transport Resources Unavailable

**Miscellaneous Causes:**

- Control Processing Overload
- HW Failure
- O&M Intervention
- Not enough user plane processing resources

### 8.3.12.3 Abnormal Conditions

-

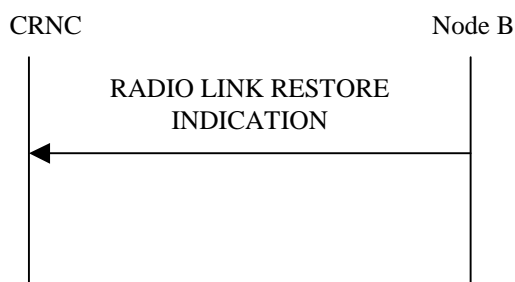
## 8.3.13 Radio Link Restoration

### 8.3.13.1 General

This procedure is used by the Node B to notify the achievement and re-achievement of uplink synchronisation of one or more [FDD - Radio Link Sets][TDD – Radio Links or CCTrCHs within a Radio Link] on the Uu interface.

The Node B may initiate the Radio Link Restoration procedure at any time after establishing a Radio Link.

### 8.3.13.2 Successful Operation



**Figure 44: Radio Link Restoration procedure, Successful Operation**

The Node B shall send the RADIO LINK RESTORE INDICATION message to the CRNC when indicated by the UL synchronisation detection algorithm defined in ref. [10] and [21]. [FDD – The algorithm in ref. [10] shall use the minimum value of the parameters N\_INSYNCR\_IND that are configured in the cells supporting the radio links of the RL Set.] The message shall use the Communication Control Port assigned to the concerned Node B Communication Context.

[TDD – If the re-established Uu synchronisation concerns one or more individual Radio Links, the Node B shall indicate the affected Radio Link(s) using the *RL Information IE*.] [TDD – If the re-established Uu synchronisation concerns one or more individual CCTrCHs within a radio link, the Node B shall indicate the affected CCTrCHs using the *CCTrCH ID IE*.] [FDD – If the re-established Uu synchronisation concerns one or more Radio Link Set(s), the Node B shall indicate the affected Radio Link Set(s) using the *RL Set Information IE*.]

[FDD – The Node B shall send the RADIO LINK RESTORE INDICATION message when the E-DCH processing issue condition has ceased.]

### 8.3.13.3 Abnormal Condition

-

## 8.3.14 Compressed Mode Command [FDD]

### 8.3.14.1 General

The Compressed Mode Command procedure is used to activate or deactivate the compressed mode in the Node B for one Node B Communication Context.

The Compressed Mode Command procedure shall not be initiated if a Prepared Reconfiguration exists, as defined in subclause 3.1.

### 8.3.14.2 Successful Operation



**Figure 47: Compressed Mode Command procedure, Successful Operation**

The procedure is initiated by the CRNC sending a COMPRESSED MODE COMMAND message to the Node B using the Communication Control Port assigned to the concerned Node B Communication Context.

The Node B shall deactivate all the ongoing Transmission Gap Pattern Sequences at the *CM Configuration Change CFN* IE requested by the CRNC when receiving the COMPRESSED MODE COMMAND message from the CRNC. From that moment on, all Transmission Gap Pattern Sequences included in *Transmission Gap Pattern Sequence Status* IE repetitions (if present) shall be started when the indicated *TGCFN* IE elapses. The *CM Configuration Change CFN* IE in the *Active Pattern Sequence Information* IE and *TGCFN* IE for each sequence refer to the next coming CFN with that value.

If the values of the *CM Configuration Change CFN* IE and the *TGCFN* IE are equal, the concerned Transmission Gap Pattern Sequence shall be started immediately at the CFN with a value equal to the value received in the *CM Configuration Change CFN* IE.

If the concerned Node B Communication Context is configured to use F-DPCH in the downlink, the Node B shall ignore, when activating the Transmission Gap Pattern Sequence(s), the downlink compressed mode method information, if existing, for the concerned Transmission Gap Pattern Sequence(s) in the Compressed Mode Configuration.

### 8.3.14.3 Abnormal Conditions

-

## 8.3.15 Downlink Power Timeslot Control [TDD]

### 8.3.15.1 General

The purpose of this procedure is to enable the Node B to use the indicated DL Timeslot ISCP values when deciding the DL TX Power for each timeslot.

The Downlink Power Timeslot Control procedure can be initiated by the CRNC at any time when the Node B Communication Context exists, irrespective of other ongoing CRNC initiated dedicated NBAP procedures towards this Node B Communication Context. The only exception occurs when the CRNC has requested the deletion of the last RL via this Node B, in which case the Downlink Power Timeslot Control procedure shall no longer be initiated.

### 8.3.15.2 Successful Operation



**Figure 47A: Downlink Power Timeslot Control procedure, Successful Operation**

The procedure is initiated by the CRNC sending a DL POWER TIMESLOT CONTROL REQUEST message to the Node B using the Communication Control Port assigned to the concerned Node B Communication Context.

Upon reception, the Node B shall use the indicated DL Timeslot ISCP value when deciding the DL TX Power for each timeslot as specified in ref. [21], i.e. it shall reduce the DL TX power in those downlink timeslots of the radio link where the interference is low, and increase the DL TX power in those timeslots where the interference is high, while keeping the total downlink power in the radio link unchanged.

If the *Primary CCPCH RSCP Delta* IE is included, the NodeB shall assume that the reported value for Primary CCPCH RSCP is in the negative range as per [23], and the value is equal to the *Primary CCPCH RSCP Delta* IE. If the *Primary CCPCH RSCP Delta* IE is not included and the *Primary CCPCH RSCP* IE is included, the Node B shall assume that the reported value is in the non-negative range as per [23], and the value is equal to the *Primary CCPCH RSCP* IE. The Node B should use the indicated value for HS-DSCH scheduling and transmit power adjustment.

### 8.3.15.3 Abnormal Conditions

-

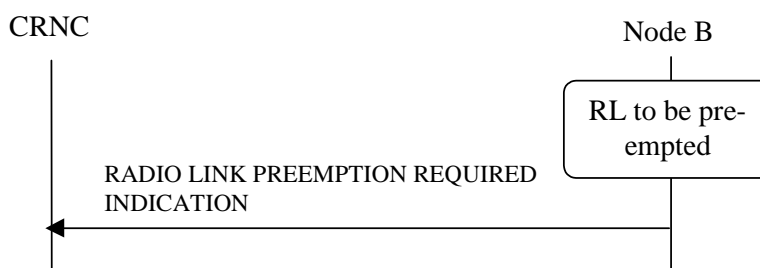
## 8.3.16 Radio Link Pre-emption

### 8.3.16.1 General

This procedure is started by the Node B when resources need to be freed.

The Node B may initiate the Radio Link Pre-emption procedure at any time after establishing a Radio Link.

### 8.3.16.2 Successful Operation



**Figure 47B: Radio Link Pre-emption procedure, Successful Operation**

When the Node B detects that a one or more Radio Links should be pre-empted (see Annex A), it shall send the RADIO LINK PREEMPTION REQUIRED INDICATION message to the CRNC using the Communication Control Port assigned to the concerned Node B Communication Context.

If all Radio Links for a CRNC Communication Context ID should be pre-empted, the *RL Information* IE shall be omitted. If one or several but not all Radio Links should be pre-empted for a CRNC Communication Context, the Radio Links that should be pre-empted shall be indicated in the *RL Information* IE. The Radio Link(s) that should be pre-empted should be deleted by the CRNC.

### 8.3.16.3 Abnormal Conditions

-

## 8.3.17 Bearer Re-arrangement

### 8.3.17.1 General

This procedure is started by the Node B when Bearers for the Node B Communication Context need to be rearranged.

The Node B may initiate the Bearer Rearrangement procedure at any time after establishing a Radio Link.

### 8.3.17.2 Successful Operation



**Figure 47C: Bearer Re-arrangement Indication, Successful Operation**

When the Node B detects that a signaling bearer or a transport bearer or both need to be re-arranged for the Node B Communication Context, it shall send the BEARER REARRANGEMENT INDICATION message to the CRNC. The message shall use the Communication Control Port assigned for this Node B Communication Context.

If the signaling bearer for the control of the Node B Communication Context needs to be rearranged, the *Signalling Bearer Requested Indicator* IE shall be included in the BEARER REARRANGEMENT INDICATION message.

If the transport bearer for a transport channel needs to be rearranged, the ID of the transport channel for which a new transport bearer is required, shall be included in the BEARER REARRANGEMENT INDICATION message.

### 8.3.17.3 Abnormal Conditions

-

## 8.3.18 Radio Link Activation

### 8.3.18.1 General

This procedure is used to activate or de-activate the DL transmission on the Uu interface regarding selected RLS.

### 8.3.18.2 Successful Operation



**Figure 47D: Radio Link Activation procedure**

This procedure is initiated by sending the RADIO LINK ACTIVATION COMMAND message from the CRNC to the Node B. The message shall use the Communication Control Port assigned for this Node B Communication Context. Upon reception, the Node B shall for each concerned RL:

- if the *Delayed Activation Update* IE indicates "Activate":
  - if the *Activation Type* IE equals "Unsynchronised":
    - [FDD - start transmission on the new RL after synchronisation is achieved in the DL user plane as specified in [16].]
    - [TDD - start transmission on the new RL immediately as specified in [16].]
  - if the *Activation Type* IE equals "Synchronised":
    - [FDD - start transmission on the new RL after synchronisation is achieved in the DL user plane as specified in [16], however never before the CFN indicated in the *Activation CFN* IE.]
    - [TDD - start transmission on the new RL at the CFN indicated in the *Activation CFN* IE as specified in [16].]
  - [FDD - the Node B shall apply the power level indicated in the *Initial DL Tx Power* IE to the transmission on each DL DPCH or on the F-DPCH of the RL when starting transmission until either UL synchronisation on the Uu interface is achieved for the RLS or power balancing is activated. During this period no inner loop power control shall be performed and, unless activated by the DL POWER CONTROL REQUEST message, no power balancing shall be performed. The DL power shall then vary according to the inner loop power control (see ref.[10], subclause 5.2.1.2) and downlink power balancing adjustments (see subclause 8.3.7).]
  - [TDD - the Node B shall apply the power level indicated in the *Initial DL Tx Power* IE to the transmission on each DL DPCH and on each Time Slot of the RL when starting transmission until the UL synchronisation on the Uu interface is achieved for the RL. No inner loop power control shall be performed during this period. The DL power shall then vary according to the inner loop power control (see ref.[22], subclause 4.2.3.3).]
  - [FDD - if the *Propagation Delay* IE is included, the Node B may use this information to speed up the detection of UL synchronisation on the Uu interface.]
  - [FDD - if the *First RLS Indicator* IE is included, it indicates if the concerned RL shall be considered part of the first RLS established towards this UE. The *First RLS Indicator* IE shall be used by the Node B together with the value of the *DL TPC Pattern 01 Count* IE which the Node B has received in the Cell Setup procedure, to determine the initial TPC pattern in the DL of the concerned RL and all RLs which are part of the same RLS, as described in [10], section 5.1.2.2.1.2.]
- if the *Delayed Activation Update* IE indicates "Deactivate":
  - stop DL transmission immediately, if the *Deactivation Type* IE equals "Unsynchronised", or at the CFN indicated by the *Deactivation CFN* IE, if the *Deactivation Type* IE equals "Synchronised".

### 8.3.18.3 Abnormal Conditions

[FDD- If the *Delayed Activation Update* IE is included in the RADIO LINK ACTIVATION COMMAND message, it indicates "Activate" and the *First RLS Indicator* IE is not included, the Node B shall initiate the Error Indication procedure.]

## 8.3.19 Radio Link Parameter Update

### 8.3.19.1 General

The Radio Link Parameter Update procedure is executed by the Node B when the update of HS-DSCH [FDD - or E-DCH] related radio link parameter values are needed on the Node B side. With this procedure, Node B can suggest some HS-DSCH [FDD - or E-DCH] related Radio Link Parameter values to RNC.

The Radio Link Parameter Update procedure shall not be initiated if a Prepared Reconfiguration exists, as defined in subclause 3.1.

### 8.3.19.2 Successful Operation



**Figure 48: Radio Link Parameter Update Indication, Successful Operation**

The Node B initiates the Radio Link Parameter Update procedure by sending the RADIO LINK PARAMETER UPDATE INDICATION message to the CRNC. The message contains suggested value(s) of the HS-DSCH [FDD - or E-DCH] related parameter(s) that should be reconfigured on the radio link(s).

If the Node B needs to update HS-DSCH related parameters, the Node B shall initiate RADIO LINK PARAMETER UPDATE INDICATION message including [FDD - *HS-DSCH FDD Update Information IE*] [TDD - *HS-DSCH TDD Update Information IE*].

If the Node B needs to allocate new HS-SCCH Codes, the Node B shall initiate RADIO LINK PARAMETER UPDATE INDICATION message including *HS-SCCH Code Change Indicator IE*.

[FDD - If the Node B needs to update the CQI Feedback Cycle  $k$ , CQI Repetition Factor, ACK-NACK Repetition Factor, CQI Power Offset, ACK Power Offset and/or NACK Power Offset, the Node B shall initiate RADIO LINK PARAMETER UPDATE INDICATION message including *CQI Feedback Cycle  $k$  IE*, *CQI Repetition Factor IE*, *ACK-NACK Repetition Factor IE*, *CQI Power Offset IE*, *ACK Power Offset IE* and/or *NACK Power Offset IE*.]

[TDD - If the Node B needs to update the TDD ACK-NACK Power Offset the Node B shall initiate RADIO LINK PARAMETER UPDATE INDICATION message including *TDD ACK-NACK Power Offset IE*.]

[FDD - If the Node B needs to update E-DCH related parameters, the Node B shall initiate RADIO LINK PARAMETER UPDATE INDICATION message including the *E-DCH FDD Update Information IE*.]

[FDD - If the Node B needs to update the HARQ process allocation for non-scheduled transmission and/or HARQ process allocation for scheduled Transmission, the Node B shall initiate RADIO LINK PARAMETER UPDATE INDICATION message including the *HARQ Process Allocation For 2ms Non-Scheduled Transmission Grant IE* for the concerned MAC-d Flows and/or *HARQ Process Allocation For 2ms Scheduled Transmission Grant IE*.]

### 8.3.19.3 Abnormal Conditions

-



## 8.4 Error Handling Procedures

### 8.4.1 Error Indication

#### 8.4.1.1 General

The Error Indication procedure is initiated by a node in order to report detected errors in one incoming message, provided they cannot be reported by an appropriate response message.

#### 8.4.1.2 Successful Operation

When the conditions defined in subclause 10 are fulfilled, the Error Indication procedure is initiated by an ERROR INDICATION message sent from the receiving node.

In case the Error Indication procedure was triggered by a dedicated procedure, the following applies:

- When the ERROR INDICATION message is sent from a Node B to its CRNC, the *CRNC Communication Context ID IE* shall be included in the message if the corresponding Node B Communication Context, addressed by the *Node B Communication Context ID IE* which was received in the message triggering the Error Indication procedure, exists;
- When the ERROR INDICATION message is sent from a CRNC to a Node B, the *Node B Communication Context ID IE* shall be included in the message if the corresponding CRNC Communication Context, addressed by the *CRNC Communication Context ID IE* which was received in the message triggering the Error Indication procedure, exists;
- When the message triggering the Error Indication procedure is received in the Node B and there is no Node B Communication Context as indicated by the *Node B Communication Context ID IE*, the Node B shall include the unknown *Node B Communication Context ID IE* from the received message in the ERROR INDICATION message, unless another handling is specified in the procedure text for the affected procedure.
- When the message triggering the Error Indication procedure is received in the CRNC and there is no CRNC Communication Context as indicated by the *CRNC Communication Context ID IE*, the CRNC shall include the unknown *CRNC Communication Context ID IE* from the received message in the ERROR INDICATION message, unless another handling is specified in the procedure text for the affected procedure.

The ERROR INDICATION message shall include either the *Cause IE*, or the *Criticality Diagnostics IE* or both the *Cause IE* and the *Criticality Diagnostics IE*.

Typical cause values for the ERROR INDICATION message are:

#### Protocol Causes:

- Transfer Syntax Error
- Abstract Syntax Error (Reject)
- Abstract Syntax Error (Ignore and Notify)
- Message not Compatible with Receiver State
- Unspecified




Figure 49: Error Indication procedure (Node B to CRNC): Successful Operation




Figure 50: Error Indication procedure (CRNC to Node B), Successful Operation

### 8.4.1.3 Abnormal Conditions

-

## 9 Elements for NBAP communication

### 9.1 Message Functional Definition and Contents

#### 9.1.1 General

Subclause 9.1 presents the contents of NBAP messages in tabular format. The corresponding ASN.1 definition is presented in subclause 9.3. In case there is contradiction between the tabular format in subclause 9.1 and the ASN.1 definition, the ASN.1 shall take precedence, except for the definition of conditions for the presence of conditional IEs, where the tabular format shall take precedence.

NOTE: The messages have been defined in accordance to the guidelines specified in ref. [26].

#### 9.1.2 Message Contents

##### 9.1.2.1 Presence

An information element can be of the following types:

<b>M</b>	IEs marked as Mandatory (M) shall always be included in the message.
<b>O</b>	IEs marked as Optional (O) may or may not be included in the message.
<b>C</b>	IEs marked as Conditional (C) shall be included in a message only if the condition is satisfied. Otherwise the IE shall not be included.

In case of an Information Element group, the group is preceded by a name for the info group (in bold). It is also indicated how many times a group may be repeated in the message and whether the group is conditional. The presence

field of the Information Elements inside one group defines if the Information Element is mandatory, optional or conditional if the group is present.

### 9.1.2.2 Criticality

Each Information Element or Group of Information Elements may have a criticality information applied to it. Following cases are possible:

–	No criticality information is applied explicitly.
<b>YES</b>	Criticality information is applied. "YES" is usable only for non-repeatable information elements.
<b>GLOBAL</b>	The information element and all its repetitions together have one common criticality information. "GLOBAL" is usable only for repeatable information elements.
<b>EACH</b>	Each repetition of the information element has its own criticality information. It is not allowed to assign different criticality values to the repetitions. "EACH" is usable only for repeatable information elements.

### 9.1.2.3 Range

The Range column indicates the allowed number of copies of repetitive IEs.

### 9.1.2.4 Assigned Criticality

This column provides the actual criticality information as defined in subclause 10.3.2, if applicable.

## 9.1.3 COMMON TRANSPORT CHANNEL SETUP REQUEST

### 9.1.3.1 FDD Message

IE/Group Name	Presence	Range	IE Type and Reference	Semantics Description	Criticality	Assigned Criticality
Message Discriminator	M		9.2.1.45		–	
Message Type	M		9.2.1.46		YES	reject
Transaction ID	M		9.2.1.62		–	
C-ID	M		9.2.1.9		YES	reject
Configuration Generation ID	M		9.2.1.16		YES	reject
CHOICE <i>Common Physical Channel To Be Configured</i>	M				YES	ignore
>Secondary CCPCH					–	
>>Secondary CCPCH		1			–	
>>>Common Physical Channel ID	M		9.2.1.13		–	
>>>FDD SCCPCH Offset	M		9.2.2.15	Corresponds to [7]: S-CCPCH,k	–	
>>>DL Scrambling Code	C-PCH		9.2.2.13		–	
>>>FDD DL Channelisation Code Number	M		9.2.2.14		–	
>>>TFCS	M		9.2.1.58	For the DL.	–	
>>>Secondary CCPCH Slot Format	M		9.2.2.43		–	
>>>TFCI Presence	C-SlotFormat		9.2.1.57	Refer to TS [7]	–	
>>>Multiplexing Position	M		9.2.2.23		–	
>>>Power Offset Information		1			–	
>>>>PO1	M		Power Offset 9.2.2.29	Power offset for the TFCI bits	–	
>>>>PO3	M		Power Offset 9.2.2.29	Power offset for the pilot bits	–	
>>>STTD Indicator	M		9.2.2.48		–	
>>>FACH Parameters		0..<maxno ofFACHs>			GLOBAL	reject
>>>>Common Transport Channel ID	M		9.2.1.14		–	
>>>>Transport Format Set	M		9.2.1.59	For the DL.	–	
>>>>ToAWS	M		9.2.1.61		–	
>>>>ToAWE	M		9.2.1.60		–	
>>>>Max FACH Power	M		DL Power 9.2.1.21	Maximum allowed power on the FACH.	–	
>>>>Binding ID	O		9.2.1.4	Shall be ignored if bearer establishment with ALCAP.	YES	ignore
>>>>Transport Layer Address	O		9.2.1.63	Shall be ignored if	YES	ignore

				bearer establishment with ALCAP.		
<b>&gt;&gt;&gt;PCH Parameters</b>		<i>0..1</i>			YES	reject
>>>>Common Transport Channel ID	M		9.2.1.14		–	
>>>>Transport Format Set	M		9.2.1.59	For the DL.	–	
>>>>ToAWS	M		9.2.1.61		–	
>>>>ToAWE	M		9.2.1.60		–	
>>>>PCH Power	M		DL Power 9.2.1.21		–	
<b>&gt;&gt;&gt;&gt;PICH Parameters</b>		<i>1</i>			–	
>>>>>Common Physical Channel ID	M		9.2.1.13		–	
>>>>>FDD DL Channelisation Code Number	M		9.2.2.14		–	
>>>>>PICH Power	M		9.2.1.49A		–	
>>>>>PICH Mode	M		9.2.2.26	Number of PI per frame	–	
>>>>>STTD Indicator	M		9.2.2.48		–	
>>>>Binding ID	O		9.2.1.4	Shall be ignored if bearer establishment with ALCAP.	YES	ignore
>>>>Transport Layer Address	O		9.2.1.63	Shall be ignored if bearer establishment with ALCAP.	YES	ignore
<b>&gt;&gt;&gt;MICH Parameters</b>		<i>0..1</i>			YES	reject
>>>>Common Physical Channel ID	M		9.2.1.13		–	
>>>>FDD DL Channelisation Code Number	M		9.2.2.14		–	
>>>>MICH Power	M		PICH Power 9.2.1.49A		–	
>>>>MICH Mode	M		9.2.2.21D	Number of NI per frame	–	
>>>>STTD Indicator	M		9.2.2.48		–	
>>>FDD S-CCPCH Frame Offset	O		9.2.2.14B		YES	reject
<i>&gt;PRACH</i>					–	
<b>&gt;&gt;PRACH</b>		<i>1</i>			–	
>>>Common Physical Channel ID	M		9.2.1.13		–	
>>>Scrambling Code Number	M		9.2.2.42		–	
>>>TFCS	M		9.2.1.58	For the UL.	–	
>>>Preamble Signatures	M		9.2.2.31		–	
<b>&gt;&gt;&gt;Allowed Slot</b>		<i>1..&lt;maxno</i>			–	

Format Information		<i>ofSlotForm atsPRACH &gt;</i>				
>>>>RACH Slot Format	M		9.2.2.37		–	
>>>RACH Sub Channel Numbers	M		9.2.2.38		–	
>>>Puncture Limit	M		9.2.1.50	For the UL	–	
>>>Preamble Threshold	M		9.2.2.32		–	
<b>&gt;&gt;&gt;RACH Parameters</b>		1			YES	reject
>>>>Common Transport Channel ID	M		9.2.1.14		–	
>>>>Transport Format Set	M		9.2.1.59	For the UL.	–	
>>>>Binding ID	O		9.2.1.4	Shall be ignored if bearer establishment with ALCAP.	YES	ignore
>>>>Transport Layer Address	O		9.2.1.63	Shall be ignored if bearer establishment with ALCAP.	YES	ignore
<b>&gt;&gt;&gt;AICH Parameters</b>		1			–	
>>>>Common Physical Channel ID	M		9.2.1.13		–	
>>>>AICH Transmission Timing	M		9.2.2.1		–	
>>>>FDD DL Channelisation Code Number	M		9.2.2.14		–	
>>>>AICH Power	M		9.2.2.D		–	
>>>>STTD Indicator	M		9.2.2.48		–	
>Not Used			NULL	This choice shall not be used. Reject procedure if received.	–	

Condition	Explanation
SlotFormat	The IE shall be present if the <i>Secondary CCPCH Slot Format</i> IE is set to any of the values from 8 to 17.
PCH	The IE shall be present if the <i>PCH Parameters</i> IE is not present.

Range Bound	Explanation
<i>maxnoofFACHs</i>	Maximum number of FACHs that can be defined on a Secondary CCPCH
<i>maxnoofLen</i>	Maximum number of Min UL Channelisation Code Length
<i>maxnoofSlotFormatsPRACH</i>	Maximum number of SF for a PRACH

## 9.1.3.2 TDD Message

IE/Group Name	Presence	Range	IE Type and Reference	Semantics Description	Criticality	Assigned Criticality
Message Discriminator	M		9.2.1.45		–	
Message Type	M		9.2.1.46		YES	reject
Transaction ID	M		9.2.1.62		–	
C-ID	M		9.2.1.9		YES	reject
Configuration Generation ID	M		9.2.1.16		YES	reject
CHOICE <i>Common Physical Channel To Be Configured</i>	M				YES	ignore
>Secondary CCPCHs					–	
>>SCCPCH CcTrCH ID	M		CcTrCH ID 9.2.3.3	For DL CcTrCH supporting one or several Secondary CCPCHs	–	
>>TFCS	M		9.2.1.58	For DL CcTrCH supporting one or several Secondary CCPCHs	–	
>>TFCI Coding	M		9.2.3.22		–	
>>Puncture Limit	M		9.2.1.50		–	
>>CHOICE <i>HCR or LCR</i>	M			See note 1 below	–	
>>>3.84Mcps TDD					–	
>>>>Secondary CCPCH		1..<maxno ofSCCPC Hs>		See note 2 below	GLOBAL	reject
>>>>Common Physical Channel ID	M		9.2.1.13		–	
>>>>TDD Channelisation Code	M		9.2.3.19		–	
>>>>Time Slot	M		9.2.3.23		–	
>>>>Midamble Shift And Burst Type	M		9.2.3.7		–	
>>>>TDD Physical Channel Offset	M		9.2.3.20		–	
>>>>Repetition Period	M		9.2.3.16		–	
>>>>Repetition Length	M		9.2.3.15		–	
>>>>SCCPCH Power	M		DL Power 9.2.1.21		–	
>>>>TFCI Presence	O		9.2.1.57		YES	notify
>>>1.28Mcps TDD					–	
>>>>Secondary CCPCH LCR		1..<maxno ofSCCPC HsLCR>		See note 2 below	GLOBAL	reject
>>>>Common Physical Channel ID	M		9.2.1.13		–	
>>>>TDD Channelisation Code	M		9.2.3.19a		–	

LCR						
>>>>Time Slot LCR	M		9.2.3.24A		–	
>>>>Midamble Shift LCR	M		9.2.3.7A		–	
>>>>TDD Physical Channel Offset	M		9.2.3.20		–	
>>>>Repetition Period	M		9.2.3.16		–	
>>>>Repetition Length	M		9.2.3.15		–	
>>>>SCCPCH Power	M		DL Power 9.2.1.21		–	
>>>> SCCPCH Time Slot Format LCR	M		TDD DL DPCH Time Slot Format LCR 9.2.3.19D		–	
<b>&gt;&gt;FACH Parameters</b>		<i>0..&lt;maxno ofFACHs&gt;</i>			GLOBAL	reject
>>>Common Transport Channel ID	M		9.2.1.14		–	
>>>FACH CCTrCH ID	M		CCTrCH ID 9.2.3.3		–	
>>>Transport Format Set	M		9.2.1.59	For the DL.	–	
>>>ToAWS	M		9.2.1.61		–	
>>>ToAWE	M		9.2.1.60		–	
>>>Max FACH Power	O		DL Power 9.2.1.21	Applicable to 1.28Mcps TDD only	YES	reject
>>>Binding ID	O		9.2.1.4	Shall be ignored if bearer establishment with ALCAP.	YES	ignore
>>>Transport Layer Address	O		9.2.1.63	Shall be ignored if bearer establishment with ALCAP.	YES	ignore
<b>&gt;&gt;PCH Parameters</b>		<i>0..1</i>			YES	reject
>>>Common Transport Channel ID	M		9.2.1.14		–	
>>>PCH CCTrCH ID	M		CCTrCH ID 9.2.3.3		–	
>>>Transport Format Set	M		9.2.1.59	For the DL.	–	
>>>ToAWS	M		9.2.1.61		–	
>>>ToAWE	M		9.2.1.60		–	
>>>CHOICE <i>HCR or LCR</i>	M			See note 1 below	–	
>>>>3.84Mcps TDD					–	
<b>&gt;&gt;&gt;&gt;PICH Parameters</b>		<i>0..1</i>			YES	reject
>>>>>Common Physical Channel ID	M		9.2.1.13		–	



>>>>>TDD Channelisation Code	M		9.2.3.19		–	
>>>>>Time Slot	M		9.2.3.23		–	
>>>>>Midamble Shift And Burst Type	M		9.2.3.7		–	
>>>>>TDD Physical Channel Offset	M		9.2.3.20		–	
>>>>>Repetition Period	M		9.2.3.16		–	
>>>>>Repetition Length	M		9.2.3.15		–	
>>>>>Paging Indicator Length	M		9.2.3.8		–	
>>>>>PICH Power	M		9.2.1.49A		–	
>>>>1.28Mcps TDD					–	
>>>>>PICH Parameters LCR		1			YES	reject
>>>>>Common Physical Channel ID	M		9.2.1.13		–	
>>>>>TDD Channelisation Code LCR	M		9.2.3.19a		–	
>>>>>Time Slot LCR	M		9.2.3.24A		–	
>>>>>Midamble Shift LCR	M		9.2.3.7A		–	
>>>>>TDD Physical Channel Offset	M		9.2.3.20		–	
>>>>>Repetition Period	M		9.2.3.16		–	
>>>>>Repetition Length	M		9.2.3.15		–	
>>>>>Paging Indicator Length	M		9.2.3.8		–	
>>>>>PICH Power	M		9.2.1.49A		–	
>>>>>Second TDD Channelisation Code LCR	M		TDD Channelisation Code LCR 9.2.3.19a		–	
>>>>>TSTD Indicator	O		9.2.1.64		YES	reject
>>>PCH Power	O		DL Power 9.2.1.21	Applicable to 1.28Mcps TDD only	YES	reject
>>>Binding ID	O		9.2.1.4	Shall be ignored if bearer establishment with ALCAP.	YES	ignore
>>>Transport Layer Address	O		9.2.1.63	Shall be ignored if	YES	ignore

				bearer establishment with ALCAP.		
--	--	--	--	----------------------------------	--	--

>>TSTD Indicator	O		9.2.1.64		YES	reject
<b>&gt;&gt;MICH Parameters</b>		0..1			YES	reject
>>>Common Physical Channel ID	M		9.2.1.13		–	
>>>TDD Physical Channel Offset	M		9.2.3.20		–	
>>>Repetition Period	M		9.2.3.16		–	
>>>Repetition Length	M		9.2.3.15		–	
>>>Notification Indicator Length	M		9.2.3.7Aa		–	
>>>MICH Power	M		PICH Power 9.2.1.49A		–	
>>>CHOICE <i>HCR</i> or <i>LCR</i>	M				–	
>>>>3.84Mcps TDD					–	
<b>&gt;&gt;&gt;&gt;MICH Parameters HCR</b>		1			YES	reject
>>>>>TDD Channelisation Code	M		9.2.3.19		–	
>>>>>Time Slot	M		9.2.3.23		–	
>>>>>Midamble Shift And Burst Type	M		9.2.3.7		–	
>>>>>1.28Mcps TDD					–	
<b>&gt;&gt;&gt;&gt;&gt;MICH Parameters LCR</b>		1			YES	reject
>>>>>>TDD Channelisation Code LCR	M		9.2.3.19a		–	
>>>>>>Time Slot LCR	M		9.2.3.24A		–	
>>>>>>Midamble Shift LCR	M		9.2.3.7A		–	
>>>>>>Second TDD Channelisation Code LCR	M		TDD Channelisation Code LCR 9.2.3.19a		–	
>>>>>>TSTD Indicator	M		9.2.1.64		–	
>PRACH					–	
>>CHOICE <i>HCR</i> or <i>LCR</i>	M			See note 1 below	–	
>>>3.84Mcps TDD					–	
<b>&gt;&gt;&gt;&gt;PRACH</b>		1			YES	reject
>>>>>Common Physical Channel ID	M		9.2.1.13		–	
>>>>>TFCS	M		9.2.1.58		–	
>>>>>Time Slot	M		9.2.3.23		–	
>>>>>TDD Channelisation Code	M		9.2.3.19		–	
>>>>>Max PRACH Midamble Shifts	M		9.2.3.6		–	
>>>>>PRACH Midamble	M		9.2.3.14		–	
<b>&gt;&gt;&gt;&gt;&gt;RACH</b>		1			YES	reject
>>>>>>Common	M		9.2.1.14		–	

Transport Channel ID						
>>>>>Transport Format Set	M		9.2.1.59	For the UL	–	
>>>>>Binding ID	O		9.2.1.4	Shall be ignored if bearer establishment with ALCAP.	YES	ignore
>>>>>Transport Layer Address	O		9.2.1.63	Shall be ignored if bearer establishment with ALCAP.	YES	ignore
>>>1.28Mcps TDD					–	
>>>>PRACH LCR		1..<maxno ofPRACHLCRs>			GLOBAL	reject
>>>>>Common Physical Channel ID	M		9.2.1.13		–	
>>>>>TFCS	M		9.2.1.58		–	
>>>>>Time Slot LCR	M		9.2.3.24A		–	
>>>>>TDD Channelisation Code LCR	M		9.2.3.19a		–	
>>>>>Midamble Shift LCR	M		9.2.3.7A		–	
>>>>>RACH		1			YES	reject
>>>>>>Common Transport Channel ID	M		9.2.1.14		–	
>>>>>>Transport Format Set	M		9.2.1.59	For the UL	–	
>>>>>>Binding ID	O		9.2.1.4	Shall be ignored if bearer establishment with ALCAP.	YES	ignore
>>>>>>Transport Layer Address	O		9.2.1.63	Shall be ignored if bearer establishment with ALCAP.	YES	ignore
>>FPACH		0..1		Mandatory for 1.28Mcps TDD. Not Applicable to 3.84Mcps TDD.	YES	reject
>>>Common Physical Channel ID	M		9.2.1.13		–	
>>>TDD Channelisation Code LCR	M		9.2.3.19a		–	
>>>Time Slot LCR	M		9.2.3.24A		–	
>>>Midamble Shift LCR	M		9.2.3.7A		–	
>>>Max FPACH Power	M		9.2.3.5E		–	

Note 1: This information element is a simplified representation of the ASN.1. The choice is in reality performed through the use of ProtocolIE-Single-Container within the ASN.1.

Note 2: This information element is a simplified representation of the ASN.1. Repetitions 1 to 8 and repetitions 9 to maxnoofSCCPCHs / maxnoofSCCPCHsLCR are represented by separate ASN.1 structures.

Range Bound	Explanation
<i>maxnoofSCCPCHs</i>	Maximum number of Secondary CCPCHs per CCTrCH for 3.84Mcps TDD
<i>maxnoofSCCPCHsLCR</i>	Maximum number of Secondary CCPCHs per CCTrCH for 1.28Mcps TDD
<i>maxnoofFACHs</i>	Maximum number of FACHs that can be defined on a Secondary CCPCH
<i>maxnoofPRACHLCRs</i>	Maximum number of PRACHs LCR that can be defined on a RACH for 1.28Mcps TDD

#### 9.1.4 COMMON TRANSPORT CHANNEL SETUP RESPONSE

IE/Group Name	Presence	Range	IE Type and Reference	Semantics Description	Criticality	Assigned Criticality
Message Discriminator	M		9.2.1.45		–	
Message Type	M		9.2.1.46		YES	reject
Transaction ID	M		9.2.1.62		–	
<b>FACH Parameters Info</b>		<i>0..&lt;maxno ofFACHs&gt;</i>		The FACH Parameters may be combined with PCH Parameters	GLOBAL	ignore
>FACH Parameters	M		Common Transport Channel Information Response 9.2.1.14A		–	
PCH Parameters	O		Common Transport Channel Information Response 9.2.1.14A	The PCH Parameters may be combined with FACH Parameters	YES	ignore
RACH Parameters	O		Common Transport Channel Information Response 9.2.1.14A	The RACH Parameters shall not be combined with FACH Parameters or PCH Parameters	YES	ignore
Criticality Diagnostics	O		9.2.1.17		YES	ignore

Range Bound	Explanation
<i>maxnoofFACHs</i>	Maximum number of FACHs that can be defined on a Secondary CCPCH[FDD] / a group of Secondary CCPCHs [TDD]

## 9.1.5 COMMON TRANSPORT CHANNEL SETUP FAILURE

IE/Group Name	Presence	Range	IE Type and Reference	Semantics Description	Criticality	Assigned Criticality
Message Discriminator	M		9.2.1.45		–	–
Message Type	M		9.2.1.46		YES	reject
Transaction ID	M		9.2.1.62		–	–
Cause	M		9.2.1.6		YES	ignore
Criticality Diagnostics	O		9.2.1.17		YES	ignore

## 9.1.6 COMMON TRANSPORT CHANNEL RECONFIGURATION REQUEST

### 9.1.6.1 FDD Message

IE/Group Name	Presence	Range	IE Type and Reference	Semantics Description	Criticality	Assigned Criticality
Message Discriminator	M		9.2.1.45		–	
Message Type	M		9.2.1.46		YES	reject
Transaction ID	M		9.2.1.62		–	
C-ID	M		9.2.1.9		YES	reject
Configuration Generation ID	M		9.2.1.16		YES	reject
CHOICE <i>Common Physical Channel To Be Configured</i>	M				YES	reject
>Secondary CCPCCH					–	
>>FACH Parameters		0..<maxFA CHCell>			GLOBAL	reject
>>>Common Transport Channel ID	M		9.2.1.14		–	
>>>Max FACH Power	O		DL Power 9.2.1.21	Maximum allowed power on the FACH.	–	
>>>ToAWS	O		9.2.1.61		–	
>>>ToAWE	O		9.2.1.60		–	
>>PCH Parameters		0..1			YES	reject
>>>Common Transport Channel ID	M		9.2.1.14		–	
>>>PCH Power	O		DL Power 9.2.1.21	Power to be used on the PCH.	–	
>>>ToAWS	O		9.2.1.61		–	
>>>ToAWE	O		9.2.1.60		–	
>>PICH Parameters		0..1			YES	reject
>>>Common Physical Channel ID	M		9.2.1.13		–	
>>>PICH Power	O		9.2.1.49A		–	
>>MICH Parameters		0..1			YES	reject
>>>Common Physical Channel ID	M		9.2.1.13		–	
>>>MICH Power	O		PICH Power 9.2.1.49A		–	
>PRACH					–	
>>PRACH Parameters		0..<maxP RACHCell >			GLOBAL	reject
>>>Common Physical Channel ID	M		9.2.1.13		–	
>>>Preamble Signatures	O		9.2.2.31		–	
>>>Allowed Slot Format Information		0..<maxno ofSlotForm atsPRACH >			–	
>>>>RACH Slot Format	M		9.2.2.37		–	

>>>RACH Sub Channel Numbers	O		9.2.2.38		–	
>>AICH Parameters		$0..<maxP$ $RACHCell$ >			GLOBAL	reject
>>>Common Physical Channel ID	M		9.2.1.13		–	
>>>AICH Power	O		9.2.2.D		–	
>Not Used			NULL	This choice shall not be used. Reject procedure if received.	–	

Range Bound	Explanation
$maxFACHCell$	Maximum number of FACHs that can be defined in a Cell
$maxPRACHCell$	Maximum number of PRACHs and AICHs that can be defined in a Cell
$maxnoofSlotFormatsPRACH$	Maximum number of SF for a PRACH

### 9.1.6.2 TDD Message

IE/Group Name	Presence	Range	IE Type and Reference	Semantics Description	Criticality	Assigned Criticality
Message Discriminator	M		9.2.1.45		–	
Message Type	M		9.2.1.46		YES	reject
Transaction ID	M		9.2.1.62		–	
C-ID	M		9.2.1.9		YES	reject
Configuration Generation ID	M		9.2.1.16		YES	reject
<b>Secondary CCPCH Parameters</b>		$0..1$			YES	reject



>CCTrCH ID	M		9.2.3.3	For DL CCTrCH supporting one or several Secondary CCPCHs	–	
>Secondary CCPCHs To Be Configured		<i>0..&lt;maxno ofSCCPCHs&gt;</i>		See note 1 below	GLOBAL	reject
>>Common Physical Channel ID	M		9.2.1.13		–	
>>SCCPCH Power	O		DL power 9.2.1.21		–	
<b>PICH Parameters</b>		<i>0..1</i>			YES	reject
>Common Physical Channel ID	M		9.2.1.13		–	
>PICH Power	O		9.2.1.49A		–	
<b>FACH Parameters</b>		<i>0..&lt;maxno ofFACHs&gt;</i>			GLOBAL	reject
>Common Transport Channel ID	M		9.2.1.14		–	
>ToAWS	O		9.2.1.61		–	
>ToAWE	O		9.2.1.60		–	
>Max FACH Power	O		DL Power 9.2.1.21	Applicable to 1.28Mcps TDD only	YES	reject
<b>PCH Parameters</b>		<i>0..1</i>			YES	reject
>Common Transport Channel ID	M		9.2.1.14		–	
>ToAWS	O		9.2.1.61		–	
>ToAWE	O		9.2.1.60		–	
>PCH Power	O		DL Power 9.2.1.21	Applicable to 1.28Mcps TDD only	YES	reject
<b>FPACH Parameters</b>		<i>0..1</i>		Mandatory for 1.28Mcps TDD. Not Applicable to 3.84Mcps TDD.	YES	reject
>Common Physical Channel ID	M		9.2.1.13		–	
>Max FPACH Power	O		9.2.3.5E		–	
<b>MICH Parameters</b>		<i>0..1</i>			YES	reject
>Common Physical Channel ID	M		9.2.1.13		–	
>MICH Power	O		PICH Power 9.2.1.49A		–	

Note 1: This information element is a simplified representation of the ASN.1. Repetitions 1 to 8 and repetitions 9 to maxnoofSCCPCHs are represented by separate ASN.1 structures. Furthermore, maxnoofSCCPCHs has different values in the ASN.1 for each of the two TDD options.

Range Bound	Explanation
<i>maxnoofSCCPCHs</i>	Maximum number of SCCPCHs that can be repeated in a Cell
<i>maxnoofFACHs</i>	Maximum number of FACHs that can be repeated in a Cell

### 9.1.7 COMMON TRANSPORT CHANNEL RECONFIGURATION RESPONSE

IE/Group Name	Presence	Range	IE Type and Reference	Semantics Description	Criticality	Assigned Criticality
Message Discriminator	M		9.2.1.45		–	
Message Type	M		9.2.1.46		YES	reject
Transaction ID	M		9.2.1.62		–	
Criticality Diagnostics	O		9.2.1.17		YES	ignore

### 9.1.8 COMMON TRANSPORT CHANNEL RECONFIGURATION FAILURE

IE/Group Name	Presence	Range	IE Type and Reference	Semantics Description	Criticality	Assigned Criticality
Message Discriminator	M		9.2.1.45		–	
Message Type	M		9.2.1.46		YES	reject
Transaction ID	M		9.2.1.62		–	
Cause	M		9.2.1.6		YES	ignore
Criticality Diagnostics	O		9.2.1.17		YES	ignore

### 9.1.9 COMMON TRANSPORT CHANNEL DELETION REQUEST

IE/Group Name	Presence	Range	IE Type and Reference	Semantics Description	Criticality	Assigned Criticality
Message Discriminator	M		9.2.1.45		–	
Message Type	M		9.2.1.46		YES	reject
Transaction ID	M		9.2.1.62		–	
C-ID	M		9.2.1.9		YES	reject
Common Physical Channel ID	M		9.2.1.13	Indicates the Common Physical Channel for which the Common Transport Channels (together with the Common Physical Channel) shall be deleted.	YES	reject
Configuration Generation ID	M		9.2.1.16		YES	reject

### 9.1.10 COMMON TRANSPORT CHANNEL DELETION RESPONSE

IE/Group Name	Presence	Range	IE Type and Reference	Semantics Description	Criticality	Assigned Criticality
Message Discriminator	M		9.2.1.45		–	
Message Type	M		9.2.1.46		YES	reject
Transaction ID	M		9.2.1.62		–	
Criticality Diagnostics	O		9.2.1.17		YES	ignore

### 9.1.11 BLOCK RESOURCE REQUEST

IE/Group Name	Presence	Range	IE Type and Reference	Semantics Description	Criticality	Assigned Criticality
Message Discriminator	M		9.2.1.45		–	
Message Type	M		9.2.1.46		YES	reject
Transaction ID	M		9.2.1.62		–	
C-ID	M		9.2.1.9		YES	reject
Blocking Priority Indicator	M		9.2.1.5		YES	reject
Shutdown Timer	C-BlockNormal		9.2.1.56		YES	reject

Condition	Explanation
BlockNormal	The IE shall be present if the <i>Blocking Priority Indicator</i> IE indicates "Normal Priority".

### 9.1.12 BLOCK RESOURCE RESPONSE

IE/Group Name	Presence	Range	IE Type and Reference	Semantics Description	Criticality	Assigned Criticality
Message Discriminator	M		9.2.1.45		–	
Message Type	M		9.2.1.46		YES	reject
Transaction ID	M		9.2.1.62		–	
Criticality Diagnostics	O		9.2.1.17		YES	ignore

### 9.1.13 BLOCK RESOURCE FAILURE

IE/Group Name	Presence	Range	IE Type and Reference	Semantics Description	Criticality	Assigned Criticality
Message Discriminator	M		9.2.1.45		–	
Message Type	M		9.2.1.46		YES	reject
Transaction ID	M		9.2.1.62		–	
Cause	M		9.2.1.6		YES	ignore
Criticality Diagnostics	O		9.2.1.17		YES	ignore

### 9.1.14 UNBLOCK RESOURCE INDICATION

IE/Group Name	Presence	Range	IE Type and Reference	Semantics Description	Criticality	Assigned Criticality
Message Discriminator	M		9.2.1.45		–	
Message Type	M		9.2.1.46		YES	ignore
Transaction ID	M		9.2.1.62		–	
C-ID	M		9.2.1.9		YES	ignore

### 9.1.15 AUDIT REQUIRED INDICATION

IE/Group Name	Presence	Range	IE Type and Reference	Semantics Description	Criticality	Assigned Criticality
Message Discriminator	M		9.2.1.45		–	
Message Type	M		9.2.1.46		YES	ignore
Transaction ID	M		9.2.1.62		–	

### 9.1.16 AUDIT REQUEST

IE/Group Name	Presence	Range	IE Type and Reference	Semantics Description	Criticality	Assigned Criticality
Message Discriminator	M		9.2.1.45		–	
Message Type	M		9.2.1.46		YES	reject
Transaction ID	M		9.2.1.62		–	
Start Of Audit Sequence Indicator	M		9.2.1.56B		YES	reject

## 9.1.17 AUDIT RESPONSE

IE/Group Name	Presence	Range	IE Type and Reference	Semantics Description	Criticality	Assigned Criticality
Message Discriminator	M		9.2.1.45		–	
Message Type	M		9.2.1.46		YES	reject
Transaction ID	M		9.2.1.62		–	
End Of Audit Sequence Indicator	M		9.2.1.29A		YES	ignore
<b>Cell Information</b>		<i>0..&lt;maxCellsInNodeB&gt;</i>			EACH	ignore
>C-ID	M		9.2.1.9		–	
>Configuration Generation ID	M		9.2.1.16		–	
>Resource Operational State	M		9.2.1.52		–	
>Availability Status	M		9.2.1.2		–	
>Local Cell ID	M		9.2.1.38	The local cell that the cell is configured on	–	
>Primary SCH Information	O		Common Physical Channel Status Information 9.2.1.13A	Applicable to FDD only	YES	ignore
>Secondary SCH Information	O		Common Physical Channel Status Information 9.2.1.13A	Applicable to FDD only	YES	ignore
>Primary CPICH Information	O		Common Physical Channel Status Information 9.2.1.13A	Applicable to FDD only	YES	ignore
<b>&gt;Secondary CPICH Information</b>		<i>0..&lt;maxSecondaryCPICHCells&gt;</i>		Applicable to FDD only	EACH	ignore
>>Secondary CPICH Individual Information	M		Common Physical Channel Status Information 9.2.1.13A		–	
>Primary CCPCH Information	O		Common Physical Channel Status Information 9.2.1.13A		YES	ignore
>BCH Information	O		Common Transport Channel Status Information 9.2.1.14B		YES	ignore
<b>&gt;Secondary CCPCH</b>		<i>0..&lt;maxSecondaryCCPCH&gt;</i>		See note 1	EACH	ignore

Information		<i>CCPCHCe II&gt;</i>		below		
>>Secondary CCPCH Individual Information	M		Common Physical Channel Status Information 9.2.1.13A		–	
>PCH Information	O		Common Transport Channel Status Information 9.2.1.14B		YES	ignore
>PICH Information	O		Common Physical Channel Status Information 9.2.1.13A		YES	ignore
<b>&gt;FACH Information</b>		<i>0..&lt;maxFA CHCell&gt;</i>			EACH	ignore
>>FACH Individual Information	M		Common Transport Channel Status Information 9.2.1.14B		–	
<b>&gt;PRACH Information</b>		<i>0..&lt;maxP RACHCell &gt;</i>			EACH	ignore
>>PRACH Individual Information	M		Common Physical Channel Status Information 9.2.1.13A		–	
<b>&gt;RACH Information</b>		<i>0..&lt;maxR ACHCell&gt;</i>			EACH	ignore
>>RACH Individual Information	M		Common Transport Channel Status Information 9.2.1.14B		–	
<b>&gt;AICH Information</b>		<i>0..&lt;maxP RACHCell &gt;</i>		Applicable to FDD only	EACH	ignore
>>AICH Individual Information	M		Common Physical Channel Status Information 9.2.1.13A		–	
<b>&gt;Not Used 1</b>			NULL	This item shall not be used. Ignore if received.	–	
<b>&gt;Not Used 2</b>			NULL	This item shall not be used.	–	

				Ignore if received.		
<b>&gt;Not Used 3</b>			NULL	This item shall not be used. Ignore if received.	–	
<b>&gt;Not Used 4</b>			NULL	This item shall not be used. Ignore if received.	–	
>SCH Information	O		Common Physical Channel Status Information 9.2.1.13A	TDD Sync Channel Applicable to 3.84Mcps TDD only	YES	ignore
<b>&gt;FPACH Information</b>		<i>0..&lt;maxFP ACHCell&gt;</i>		Applicable to 1.28Mcps TDD only	EACH	ignore
>>FPACH Individual Information	M		Common Physical Channel Status Information 9.2.1.13A		–	
>DwPCH Information	O		Common Physical Channel Status Information 9.2.1.13A	Applicable to 1.28Mcps TDD only	YES	ignore
<b>&gt;HS-DSCH Resources Information</b>		<i>0..1</i>			YES	ignore
>>Resource Operational State	M		9.2.1.52		–	
>>Availability Status	M		9.2.1.2		–	
>MICH Information	O		Common Physical Channel Status Information 9.2.1.13A		YES	ignore
<b>&gt;E-DCH Resources Information</b>		<i>0..1</i>			YES	ignore
>>Resource Operational State	M		9.2.1.52		–	
>>Availability Status	M		9.2.1.2		–	
<b>Communication Control Port Information</b>		<i>0..&lt;maxC CPinNode B&gt;</i>			EACH	ignore
>Communication Control Port ID	M		9.2.1.15		–	
>Resource Operational State	M		9.2.1.52		–	
>Availability Status	M		9.2.1.2		–	
<b>Local Cell Information</b>		<i>0..&lt;maxLocalCellinNodeB&gt;</i>			EACH	ignore
>Local Cell ID	M		9.2.1.38		–	
>DL Or Global Capacity Credit	M		9.2.1.20B		–	

>UL Capacity Credit	O		9.2.1.65A		–	
>Common Channels Capacity Consumption Law	M		9.2.1.9A		–	
>Dedicated Channels Capacity Consumption Law	M		9.2.1.20A		–	
>Maximum DL Power Capability	O		9.2.1.39		–	
>Minimum Spreading Factor	O		9.2.1.47		–	
>Minimum DL Power Capability	O		9.2.1.46A		–	
>Local Cell Group ID	O		9.2.1.37A		–	
>Reference Clock Availability	O		9.2.3.14A	TDD only	YES	ignore
>Power Local Cell Group ID	O		9.2.1.49B		YES	ignore
>HSDPA Capability	O		9.2.1.31Ga		YES	ignore
>E-DCH Capability	O		9.2.2.13J		YES	ignore
>E-DCH TTI2ms Capability	C-EDCHCapability		9.2.2.13V		YES	ignore
>E-DCH SF Capability	C-EDCHCapability		9.2.2.13W		YES	ignore
>E-DCH HARQ Combining Capability	C-EDCHCapability		9.2.2.13X		YES	ignore
>E-DCH Capacity Consumption Law	O		9.2.2.13Ja		YES	ignore
>F-DPCH Capability	O		9.2.2.16a		YES	ignore
<b>Local Cell Group Information</b>		<i>0..&lt;maxLocalCellinNodeB&gt;</i>			EACH	ignore
>Local Cell Group ID	M		9.2.1.37A		–	
>DL Or Global Capacity Credit	M		9.2.1.20B		–	
>UL Capacity Credit	O		9.2.1.65A		–	
>Common Channels Capacity Consumption Law	M		9.2.1.9A		–	
>Dedicated Channels Capacity Consumption Law	M		9.2.1.20A		–	
>E-DCH Capacity Consumption Law	O		9.2.2.13Ja		YES	ignore
Criticality Diagnostics	O		9.2.1.17		YES	ignore
<b>Power Local Cell Group Information</b>		<i>0..&lt;maxLocalCellinNodeB&gt;</i>			EACH	ignore
>Power Local Cell Group ID	M		9.2.1.49B		–	
>Maximum DL Power Capability	M		9.2.1.39		–	

Note 1: This information element is a simplified representation of the ASN.1. [TDD – Repetitions 1 to 8 and repetitions 9 to maxSCCPCHCell are represented by separate ASN.1 structures.] Furthermore, maxSCCPCHCell has different values in the ASN.1 for FDD and for each of the two TDD options.

Condition	Explanation
EDCHCapability	The IE shall be present if the <i>E-DCH Capability</i> IE is set to "E-DCH Capable".



Range Bound	Explanation
<i>maxCellinNodeB</i>	Maximum number of Cells that can be configured in Node B
<i>maxCCPinNodeB</i>	Maximum number of Communication Control Ports that can exist in the Node B
<i>maxLocalCellinNodeB</i>	Maximum number of Local Cells that can exist in the Node B
<i>maxSCPICHCell</i>	Maximum number of Secondary CPICHs that can be defined in a Cell.
<i>maxSCCPCHCell</i>	Maximum number of Secondary CCPCHs that can be defined in a Cell.
<i>maxFACHCell</i>	Maximum number of FACHs that can be defined in a Cell
<i>maxPRACHCell</i>	Maximum number of PRACHs that can be defined in a Cell
<i>maxRACHCell</i>	Maximum number of RACHs that can be defined in a Cell
<i>maxFPACHCell</i>	Maximum number of FPACHs that can be defined in a Cell

### 9.1.17A AUDIT FAILURE

IE/Group Name	Presence	Range	IE Type and Reference	Semantics Description	Criticality	Assigned Criticality
Message discriminator	M		9.2.1.45		–	
Message Type	M		9.2.1.46		YES	reject
Transaction ID	M		9.2.1.62		–	
Cause	M		9.2.1.6		YES	ignore
Criticality diagnostics	O		9.2.1.17		YES	ignore

## 9.1.18 COMMON MEASUREMENT INITIATION REQUEST

IE/Group Name	Presence	Range	IE Type and Reference	Semantics Description	Criticality	Assigned Criticality
Message Discriminator	M		9.2.1.45		–	
Message Type	M		9.2.1.46		YES	reject
Transaction ID	M		9.2.1.62		–	
Measurement ID	M		9.2.1.42		YES	reject
CHOICE <i>Common Measurement Object Type</i>	M				YES	reject
>Cell					–	
>>C-ID	M		9.2.1.9		–	
>>Time Slot	O		9.2.3.23	Applicable to 3.84Mcps TDD only	–	
>>Time Slot LCR	O		9.2.3.24A	Applicable to 1.28Mcps TDD only	YES	reject
>>Neighbouring Cell Measurement Information		0..<maxno MeasNCells>			GLOBAL	ignore
>>>CHOICE Neighbouring Cell Measurement Information					–	
>>>>Neighbouring FDD Cell Measurement Information				FDD only	–	
>>>>Neighbouring FDD Cell Measurement Information	M		9.2.1.47C		–	
>>>>Neighbouring TDD Cell Measurement Information				Applicable to 3.84Mcps TDD only	–	
>>>>Neighbouring TDD Cell Measurement Information	M		9.2.1.47D		–	
>>>>Additional Neighbouring Cell Measurement Information					–	
>>>>Neighbouring TDD Cell Measurement Information LCR				Applicable to 1.28Mcps TDD only	–	
>>>>>Neighbouring TDD Cell Measurement Information LCR	M		9.2.1.47E		YES	reject
>RACH				FDD only	–	
>>C-ID	M		9.2.1.9		–	
>>Common Transport Channel ID	M		9.2.1.14		–	
>Not Used			NULL	This choice shall not be used. Reject procedure if received.	–	
>Additional Common Measurement Object Types					–	
>>Power Local Cell Group					–	

>>>Power Local Cell Group ID	M		9.2.1.49B		YES	reject
Common Measurement Type	M		9.2.1.11		YES	reject
Measurement Filter Coefficient	O		9.2.1.41		YES	reject
Report Characteristics	M		9.2.1.51		YES	reject
SFN Reporting Indicator	M		FN Reporting Indicator 9.2.1.29B		YES	reject
SFN	O		9.2.1.53A		YES	reject
Common Measurement Accuracy	O		9.2.1.9B		YES	reject
Measurement Recovery Behavior	O		9.2.1.43A		YES	ignore

Range Bound	Explanation
<i>maxnoMeasNCells</i>	Maximum number of neighbouring cells that can be measured on.

### 9.1.19 COMMON MEASUREMENT INITIATION RESPONSE

IE/Group Name	Presence	Range	IE Type and Reference	Semantics Description	Criticality	Assigned Criticality
Message Discriminator	M		9.2.1.45		–	
Message Type	M		9.2.1.46		YES	reject
Transaction ID	M		9.2.1.62		–	
Measurement ID	M		9.2.1.42		YES	ignore
CHOICE <i>Common Measurement Object Type</i>	O			Common Measurement Object Type that the measurement was initiated with.	YES	ignore
> <i>Cell</i>					–	
>>Common Measurement Value	M		9.2.1.12		–	
> <i>RACH</i>				FDD only	–	
>>Common Measurement Value	M		9.2.1.12		–	
> <i>Not Used</i>			NULL	This choice shall not be used.	–	
> <i>Additional Common Measurement Object Types</i>					–	
>> <i>Power Local Cell Group</i>					–	
>>>Common Measurement Value	M		9.2.1.12		YES	ignore
SFN	O		9.2.1.53A	Common Measurement Time Reference	YES	ignore
Criticality Diagnostics	O		9.2.1.17		YES	ignore
Common Measurement Achieved Accuracy	O		Common Measurement Accuracy 9.2.1.9B		YES	ignore
Measurement Recovery Support Indicator	O		9.2.1.43C		YES	ignore

### 9.1.20 COMMON MEASUREMENT INITIATION FAILURE

IE/Group Name	Presence	Range	IE Type and Reference	Semantics Description	Criticality	Assigned Criticality
Message Discriminator	M		9.2.1.45		–	
Message Type	M		9.2.1.46		YES	reject
Transaction ID	M		9.2.1.62		–	
Measurement ID	M		9.2.1.42		YES	ignore
Cause	M		9.2.1.6		YES	ignore
Criticality Diagnostics	O		9.2.1.17		YES	ignore

### 9.1.21 COMMON MEASUREMENT REPORT

IE/Group Name	Presence	Range	IE Type and Reference	Semantics Description	Criticality	Assigned Criticality
Message Discriminator	M		9.2.1.45		–	
Message Type	M		9.2.1.46		YES	ignore
Transaction ID	M		9.2.1.62		–	
Measurement ID	M		9.2.1.42		YES	ignore
CHOICE <i>Common Measurement Object Type</i>	M			Common Measurement Object Type that the measurement was initiated with.	YES	ignore
> <i>Cell</i>					–	
>>Common Measurement Value Information	M		9.2.1.12A		–	
> <i>RACH</i>				FDD only	–	
>>Common Measurement Value Information	M		9.2.1.12A		–	
> <i>Not Used</i>			NULL	This choice shall not be used.	–	
> <i>Additional Common Measurement Object Types</i>					–	
>> <i>Power Local Cell Group</i>					–	
>>>Common Measurement Value Information	M		9.2.1.12A		YES	ignore
SFN	O		9.2.1.53A	Common Measurement Time Reference	YES	ignore
Measurement Recovery Reporting Indicator	O		9.2.1.43B		YES	ignore

### 9.1.22 COMMON MEASUREMENT TERMINATION REQUEST

IE/Group Name	Presence	Range	IE Type and Reference	Semantics Description	Criticality	Assigned Criticality
Message Discriminator	M		9.2.1.45		–	
Message Type	M		9.2.1.46		YES	ignore
Transaction ID	M		9.2.1.62		–	
Measurement ID	M		9.2.1.42		YES	ignore

### 9.1.23 COMMON MEASUREMENT FAILURE INDICATION

IE/Group Name	Presence	Range	IE Type and Reference	Semantics Description	Criticality	Assigned Criticality
Message Discriminator	M		9.2.1.45		–	
Message Type	M		9.2.1.46		YES	ignore
Transaction ID	M		9.2.1.62		–	
Measurement ID	M		9.2.1.42		YES	ignore
Cause	M		9.2.1.6		YES	ignore

### 9.1.24 CELL SETUP REQUEST

#### 9.1.24.1 FDD Message

IE/Group Name	Presence	Range	IE Type and Reference	Semantics Description	Criticality	Assigned Criticality
Message Discriminator	M		9.2.1.45		–	
Message Type	M		9.2.1.46		YES	reject
Transaction ID	M		9.2.1.62		–	
Local Cell ID	M		9.2.1.38		YES	reject
C-ID	M		9.2.1.9		YES	reject
Configuration Generation ID	M		9.2.1.16		YES	reject
T Cell	M		9.2.2.49		YES	reject
UARFCN	M		9.2.1.65	Corresponds to Nu [14]	YES	reject
UARFCN	M		9.2.1.65	Corresponds to Nd [14]	YES	reject

Maximum Transmission Power	M		9.2.1.40		YES	reject
Closed Loop Timing Adjustment Mode	O		9.2.2.2A		YES	reject
Primary Scrambling Code	M		9.2.2.34		YES	reject
<b>Synchronisation Configuration</b>		1			YES	reject
>N_INSYNC_IND	M		9.2.1.47A		–	
>N_OUTSYNC_IND	M		9.2.1.47B		–	
>T_RLFAILURE	M		9.2.1.56A		–	
DL TPC Pattern 01 Count	M		9.2.2.13A		YES	reject
<b>Primary SCH Information</b>		1			YES	reject
>Common Physical Channel ID	M		9.2.1.13		–	
>Primary SCH Power	M		DL Power 9.2.1.21		–	
>TSTD Indicator	M		9.2.1.64		–	
<b>Secondary SCH Information</b>		1			YES	reject
>Common Physical Channel ID	M		9.2.1.13		–	
>Secondary SCH Power	M		DL Power 9.2.1.21		–	
>TSTD Indicator	M		9.2.1.64		–	
<b>Primary CPICH Information</b>		1			YES	reject
>Common Physical Channel ID	M		9.2.1.13		–	
>Primary CPICH power	M		9.2.2.33		–	
>Transmit Diversity Indicator	M		9.2.2.53		–	
<b>Secondary CPICH Information</b>		$0..<maxS_{CPICHCell}>$			EACH	reject
>Common Physical Channel ID	M		9.2.1.13		–	
>DL Scrambling Code	M		9.2.2.13		–	
>FDD DL Channelisation Code Number	M		9.2.2.14		–	
>Secondary CPICH Power	M		DL Power 9.2.1.21		–	
>Transmit Diversity Indicator	M		9.2.2.53		–	
<b>Primary CCPCH Information</b>		1			YES	reject
>Common Physical Channel ID	M		9.2.1.13		–	
<b>&gt;BCH Information</b>		1			–	
>>Common Transport Channel ID	M		9.2.1.14		–	
>>BCH Power	M		DL Power 9.2.1.21		–	
>STTD Indicator	M		9.2.2.48		–	
<b>Limited Power Increase Information</b>		1			YES	reject
>Power_Raise_Limit	M		9.2.2.29A		–	
>DL_power_averaging_window_size	M		9.2.2.12A		–	
<b>IPDL Parameter Information</b>		0..1			YES	reject
>IPDL FDD Parameters	M		9.2.2.18C		–	
>IPDL Indicator	M		9.2.1.36F		–	
<b>Cell Portion Information</b>		$0..<maxno_{ofCellPortions}>$			EACH	reject
>Cell Portion ID	M		9.2.2.1Ca		–	
>Associated Secondary CPICH	M		Common Physical Channel ID 9.2.1.13		–	

>Maximum Transmission Power for Cell Portion	M		Maximum Transmission Power 9.2.1.40		–	
--	---	--	--	--	---	--

<b>Range Bound</b>	<b>Explanation</b>
<i>maxSCPICHCell</i>	Maximum number of Secondary CPICHs that can be defined in a Cell.
<i>MaxNoofCellPortions</i>	Maximum number of Cell Portions in a cell

## 9.1.24.2 TDD Message

IE/Group Name	Presence	Range	IE Type and Reference	Semantics Description	Criticality	Assigned Criticality
Message Discriminator	M		9.2.1.45		–	
Message Type	M		9.2.1.46		YES	reject
Transaction ID	M		9.2.1.62		–	
Local Cell ID	M		9.2.1.38		YES	reject
C-ID	M		9.2.1.9		YES	reject
Configuration Generation Id	M		9.2.1.16		YES	reject
UARFCN	M		9.2.1.65	Corresponds to Nt [15]	YES	reject
Cell Parameter ID	M		9.2.3.4		YES	reject
Maximum Transmission Power	M		9.2.1.40		YES	reject
Transmission Diversity Applied	M		9.2.3.26		YES	reject
Sync Case	M		9.2.3.18		YES	reject
<b>Synchronisation Configuration</b>		1			YES	reject
>N_INSYNC_IND	M		9.2.1.47A		–	
>N_OUTSYNC_IND	M		9.2.1.47B		–	
>T_RLFAILURE	M		9.2.1.56A		–	
DPCH Constant Value	M		Constant Value 9.2.3.4A	This IE shall be ignored by the Node B.	YES	reject
PUSCH Constant Value	M		Constant Value 9.2.3.4A	This IE shall be ignored by the Node B.	YES	reject
PRACH Constant Value	M		Constant Value 9.2.3.4A	This IE shall be ignored by the Node B.	YES	reject
Timing Advance Applied	M		9.2.3.22A		YES	reject
<b>SCH Information</b>		0..1		Mandatory for 3.84Mcps TDD. Not Applicable to 1.28Mcps TDD.	YES	reject
>Common Physical Channel ID	M		9.2.1.13		–	
>CHOICE Sync Case	M				YES	reject
>>Case 1					–	
>>>Time Slot	M		9.2.3.23		–	
>>Case 2					–	
>>>SCH Time Slot	M		9.2.3.17		–	
>SCH Power	M		DL Power 9.2.1.21		–	
>TSTD Indicator	M		9.2.1.64		–	
<b>PCCPCH Information</b>		0..1		Mandatory for 3.84Mcps TDD. Not Applicable to 1.28Mcps TDD.	YES	reject
>Common Physical Channel ID	M		9.2.1.13		–	
>TDD Physical Channel Offset	M		9.2.3.20		–	
>Repetition Period	M		9.2.3.16		–	
>Repetition Length	M		9.2.3.15		–	
>PCCPCH Power	M		9.2.3.9		–	
>SCTD Indicator	M		9.2.3.30		–	
<b>Time Slot Configuration</b>		0..15		Mandatory for 3.84Mcps TDD. Not Applicable to 1.28Mcps	GLOBAL	reject



				TDD.		
>Time Slot	M		9.2.3.23		–	
>Time Slot Status	M		9.2.3.25		–	
>Time Slot Direction	M		9.2.3.24		–	
<b>Time Slot Configuration LCR</b>		0..7		Mandatory for 1.28Mcps TDD. Not Applicable to 3.84Mcps TDD.	GLOBAL	reject
>Time Slot LCR	M		9.2.3.24A		–	
>Time Slot Status	M		9.2.3.25		–	
>Time Slot Direction	M		9.2.3.24		–	
<b>PCCPCH Information LCR</b>		0..1		Mandatory for 1.28Mcps TDD. Not Applicable to 3.84Mcps TDD.	YES	reject
>Common Physical Channel ID	M		9.2.1.13		–	
>TDD Physical Channel Offset	M		9.2.3.20		–	
>Repetition Period	M		9.2.3.16		–	
>Repetition Length	M		9.2.3.15		–	
>PCCPCH Power	M		9.2.3.9		–	
>SCTD Indicator	M		9.2.3.30		–	
>TSTD Indicator	M		9.2.1.64		–	
<b>DwPCH Information</b>		0..1		Mandatory for 1.28Mcps TDD. Not Applicable to 3.84Mcps TDD.	YES	reject
>Common Physical Channel ID	M		9.2.1.13		–	
>TSTD Indicator	M		9.2.1.64		–	
>DwPCH Power	M		9.2.3.5B		–	
Reference SFN Offset	O		9.2.3.14B		YES	ignore
<b>IPDL Parameter Information</b>		0..1		Applicable to 3.84 Mcps TDD only	YES	reject
>IPDL TDD Parameters	M		9.2.3.5D		–	
>IPDL Indicator	M		9.2.1.36F		–	
<b>IPDL Parameter Information LCR</b>		0..1		Applicable to 1.28Mcps TDD only	YES	reject
>IPDL TDD Parameters LCR	M		9.2.3.5H		–	
>IPDL Indicator	M		9.2.1.36F		–	

## 9.1.25 CELL SETUP RESPONSE

IE/Group Name	Presence	Range	IE Type and Reference	Semantics Description	Criticality	Assigned Criticality
Message Discriminator	M		9.2.1.45		–	
Message Type	M		9.2.1.46		YES	reject
Transaction ID	M		9.2.1.62		–	
Criticality Diagnostics	O		9.2.1.17		YES	ignore

## 9.1.26 CELL SETUP FAILURE

IE/Group Name	Presence	Range	IE Type and Reference	Semantics Description	Criticality	Assigned Criticality
Message Discriminator	M		9.2.1.45		–	
Message Type	M		9.2.1.46		YES	reject
Transaction ID	M		9.2.1.62		–	
Cause	M		9.2.1.6		YES	ignore
Criticality Diagnostics	O		9.2.1.17		YES	ignore

## 9.1.27 CELL RECONFIGURATION REQUEST

## 9.1.27.1 FDD Message

IE/Group Name	Presence	Range	IE Type and Reference	Semantics Description	Criticality	Assigned Criticality
Message Discriminator	M		9.2.1.45		–	
Message Type	M		9.2.1.46		YES	reject
Transaction ID	M		9.2.1.62		–	
C-ID	M		9.2.1.9		YES	reject
Configuration Generation ID	M		9.2.1.16		YES	reject
Maximum Transmission Power	O		9.2.1.40		YES	reject
<b>Synchronisation Configuration</b>		0..1			YES	reject
>N_INSYNC_IND	M		9.2.1.47A		–	
>N_OUTSYNC_IND	M		9.2.1.47B		–	
>T_RLFAILURE	M		9.2.1.56A		–	
<b>Primary SCH Information</b>		0..1			YES	reject
>Common Physical Channel ID	M		9.2.1.13		–	
>Primary SCH Power	M		DL Power 9.2.1.21		–	
<b>Secondary SCH Information</b>		0..1			YES	reject
>Common Physical Channel ID	M		9.2.1.13		–	
>Secondary SCH Power	M		DL Power 9.2.1.21		–	
<b>Primary CPICH Information</b>		0..1			YES	reject
>Common Physical Channel ID	M		9.2.1.13		–	
>Primary CPICH Power	M		9.2.2.33		–	
<b>Secondary CPICH Information</b>		0..<maxS CPICHCell >			EACH	reject
>Common Physical Channel ID	M		9.2.1.13		–	
>Secondary CPICH Power	M		DL Power 9.2.1.21		–	
<b>Primary CCPCH Information</b>		0..1			YES	reject
<b>&gt;BCH Information</b>		1			–	
>>Common Transport Channel ID	M		9.2.1.14		–	
>>BCH Power	M		DL Power 9.2.1.21		–	
<b>IPDL Parameter Information</b>		0..1			YES	reject
>IPDL FDD Parameters	O		9.2.2.18C		–	
>IPDL Indicator	M		9.2.1.36F		–	
<b>Cell Portion Information</b>		0..<maxno ofCellPortions>			EACH	reject
>Cell Portion ID	M		9.2.2.1Ca		–	
>Maximum Transmission Power for Cell Portion	M		Maximum Transmission Power 9.2.1.40		–	

Range Bound	Explanation
maxSCPICHCell	Maximum number of Secondary CPICH that can be defined in a Cell.

## 9.1.27.2 TDD Message

IE/Group Name	Presence	Range	IE Type and Reference	Semantics Description	Criticality	Assigned Criticality
Message Discriminator	M		9.2.1.45		–	
Message Type	M		9.2.1.46		YES	reject
Transaction ID	M		9.2.1.62		–	
C-ID	M		9.2.1.9		YES	reject
Configuration Generation ID	M		9.2.1.16		YES	reject
<b>Synchronisation Configuration</b>		0..1			YES	reject
>N_INSYNC_IND	M		9.2.1.47A		–	
>N_OUTSYNC_IND	M		9.2.1.47B		–	
>T_RLFAILURE	M		9.2.1.56A		–	
Timing Advance Applied	O		9.2.3.22A		YES	reject
<b>SCH Information</b>		0..1		Applicable to 3.84Mcps TDD only	YES	reject
>Common Physical Channel ID	M		9.2.1.13		–	
>SCH Power	M		DL Power 9.2.1.21		–	
<b>PCCPCH Information</b>		0..1			YES	reject
>Common Physical Channel ID	M		9.2.1.13		–	
>PCCPCH Power	M		9.2.3.9		–	
Maximum Transmission Power	O		9.2.1.40		YES	reject
DPCH Constant Value	O		Constant Value 9.2.3.4A	This IE shall be ignored by the Node B.	YES	reject
PUSCH Constant Value	O		Constant Value 9.2.3.4A	This IE shall be ignored by the Node B.	YES	reject
PRACH Constant Value	O		Constant Value 9.2.3.4A	This IE shall be ignored by the Node B.	YES	reject
<b>Time Slot Configuration</b>		0..15		Mandatory for 3.84Mcps TDD. Not Applicable to 1.28Mcps TDD.	GLOBAL	reject
>Time Slot	M		9.2.3.23		–	
>Time Slot Status	M		9.2.3.25		–	
>Time Slot Direction	M		9.2.3.24		–	
<b>Time Slot Configuration LCR</b>		0..7		Mandatory for 1.28Mcps TDD. Not Applicable to 3.84Mcps TDD.	GLOBAL	reject
>Time Slot LCR	M		9.2.3.24A		–	
>Time Slot Status	M		9.2.3.25		–	
>Time Slot Direction	M		9.2.3.24		–	
<b>DwPCH Information</b>		0..1		Applicable to 1.28Mcps TDD only.	YES	reject
>Common Physical Channel ID	M		9.2.1.13		–	
>DwPCH Power	M		9.2.3.5B		–	
<b>IPDL Parameter Information</b>		0..1		Applicable to 3.84Mcps TDD only	YES	reject
>IPDL TDD Parameters	O		9.2.3.5D		–	
>IPDL Indicator	M		9.2.1.36F		–	
<b>IPDL Parameter Information</b>		0..1		Applicable to	YES	reject

<b>LCR</b>				1.28Mcps TDD only		
>IPDL TDD Parameters LCR	O		9.2.3.5H		–	
>IPDL Indicator	M		9.2.1.36F		–	

### 9.1.28 CELL RECONFIGURATION RESPONSE

IE/Group Name	Presence	Range	IE Type and Reference	Semantics description	Criticality	Assigned Criticality
Message Discriminator	M		9.2.1.45		–	
Message Type	M		9.2.1.46		YES	reject
Transaction ID	M		9.2.1.62		–	
Criticality Diagnostics	O		9.2.1.17		YES	ignore

### 9.1.29 CELL RECONFIGURATION FAILURE

IE/Group Name	Presence	Range	IE Type and Reference	Semantics Description	Criticality	Assigned Criticality
Message Discriminator	M		9.2.1.45		–	
Message Type	M		9.2.1.46		YES	reject
Transaction ID	M		9.2.1.62		–	
Cause	M		9.2.1.6		YES	ignore
Criticality Diagnostics	O		9.2.1.17		YES	ignore

### 9.1.30 CELL DELETION REQUEST

IE/Group Name	Presence	Range	IE Type and Reference	Semantics Description	Criticality	Assigned Criticality
Message Discriminator	M		9.2.1.45		–	
Message Type	M		9.2.1.46		YES	reject
Transaction ID	M		9.2.1.62		–	
C-ID	M		9.2.1.9		YES	reject

### 9.1.31 CELL DELETION RESPONSE

IE/Group Name	Presence	Range	IE Type and Reference	Semantics Description	Criticality	Assigned Criticality
Message Discriminator	M		9.2.1.45		–	
Message Type	M		9.2.1.46		YES	reject
Transaction ID	M		9.2.1.62		–	
Criticality Diagnostics	O		9.2.1.17		YES	ignore

## 9.1.32 RESOURCE STATUS INDICATION

IE/Group Name	Presence	Range	IE Type and Reference	Semantics Description	Criticality	Assigned Criticality
Message Discriminator	M		9.2.1.45		–	
Message Type	M		9.2.1.46		YES	ignore
Transaction ID	M		9.2.1.62		–	
CHOICE <i>Indication Type</i>	M				YES	ignore
> <i>No Failure</i>					–	
<b>&gt;&gt;Local Cell Information</b>		1..<max LocalCellIn NodeB>			EACH	ignore
>>>Local Cell ID	M		9.2.1.38		–	
>>>Add/Delete Indicator	M		9.2.1.1		–	
>>>DL Or Global Capacity Credit	C-add		9.2.1.20B		–	
>>>UL Capacity Credit	O		9.2.1.65A		–	
>>>Common Channels Capacity Consumption Law	C-add		9.2.1.9A		–	
>>>Dedicated Channels Capacity Consumption Law	C-add		9.2.1.20A		–	
>>>Maximum DL Power Capability	C-add		9.2.1.39		–	
>>>Minimum Spreading Factor	C-add		9.2.1.47		–	
>>>Minimum DL Power Capability	C-add		9.2.1.46A		–	
>>>Local Cell Group ID	O		9.2.1.37A		–	
>>>Reference Clock Availability	O		9.2.3.14A	TDD only	YES	ignore
>>>Power Local Cell Group ID	O		9.2.1.49B		YES	ignore
>>>HSDPA Capability	O		9.2.1.31Ga		YES	ignore
>>>E-DCH Capability	O		9.2.2.13J		YES	ignore
>>>E-DCH TTI2ms Capability	C- EDCHCap ability		9.2.2.13V		YES	ignore
>>>E-DCH SF Capability	C- EDCHCap ability		9.2.2.13W		YES	ignore
>>>E-DCH HARQ Combining Capability	C- EDCHCap ability		9.2.2.13X		YES	ignore
>>>E-DCH Capacity Consumption Law	O		9.2.2.13Ja		YES	ignore
>>>F-DPCH Capability	O		9.2.2.16a		YES	ignore
<b>&gt;&gt;Local Cell Group Information</b>		0..<maxLo calCellInN odeB>			EACH	ignore
>>>Local Cell Group ID	M		9.2.1.37A		–	
>>>DL Or Global Capacity Credit	M		9.2.1.20B		–	
>>>UL Capacity Credit	O		9.2.1.65A		–	
>>>Common Channels Capacity Consumption Law	M		9.2.1.9A		–	
>>>Dedicated Channels	M		9.2.1.20A		–	

Capacity Consumption Law						
>>>E-DCH Capacity Consumption Law	O		9.2.2.13Ja		YES	ignore
<b>&gt;&gt;Power Local Cell Group Information</b>		<i>0..&lt;maxLocalCellinNodeB&gt;</i>			EACH	ignore
>>>Power Local Cell Group ID	M		9.2.1.49B		–	
>>>Maximum DL Power Capability	M		9.2.1.39		–	
>Service Impacting					–	
<b>&gt;&gt;Local Cell Information</b>		<i>0..&lt;maxLocalCellinNodeB&gt;</i>			EACH	ignore
>>>Local Cell ID	M		9.2.1.38		–	
>>>DL Or Global Capacity Credit	O		9.2.1.20B		–	
>>>UL Capacity Credit	O		9.2.1.65A		–	
>>>Common Channels Capacity Consumption Law	O		9.2.1.9A		–	
>>>Dedicated Channels Capacity Consumption Law	O		9.2.1.20A		–	
>>>Maximum DL Power Capability	O		9.2.1.39		–	
>>>Minimum Spreading Factor	O		9.2.1.47		–	
>>>Minimum DL Power Capability	O		9.2.1.46A		–	
>>>Reference Clock Availability	O		9.2.3.14A	TDD only	YES	ignore
>>>HSDPA Capability	O		9.2.1.31Ga		YES	ignore
>>>E-DCH Capability	O		9.2.2.13J		YES	ignore
>>>E-DCH TTI2ms Capability	C-EDCHCapability		9.2.2.13V		YES	ignore
>>>E-DCH SF Capability	C-EDCHCapability		9.2.2.13W		YES	ignore
>>>E-DCH HARQ Combining Capability	C-EDCHCapability		9.2.2.13X		YES	ignore
>>>E-DCH Capacity Consumption Law	O		9.2.2.13Ja		YES	ignore
>>>F-DPCH Capability	O		9.2.2.16a		YES	ignore
<b>&gt;&gt;Local Cell Group Information</b>		<i>0..&lt;maxLocalCellinNodeB&gt;</i>			EACH	ignore
>>>Local Cell Group ID	M		9.2.1.37A		–	
>>>DL Or Global Capacity Credit	O		9.2.1.20B		–	
>>>UL Capacity Credit	O		9.2.1.65A		–	
>>>Common Channels Capacity Consumption Law	O		9.2.1.9A		–	
>>>Dedicated Channels Capacity Consumption Law	O		9.2.1.20A		–	

>>>E-DCH Capacity Consumption Law	O		9.2.2.13Ja		YES	ignore
<b>&gt;&gt;Communication Control Port Information</b>		<i>0..&lt;maxC CPinNode B&gt;</i>			EACH	ignore
>>>Communication Control Port ID	M		9.2.1.15		–	
>>>Resource Operational State	M		9.2.1.52		–	
>>>Availability Status	M		9.2.1.2		–	
<b>&gt;&gt;Cell Information</b>		<i>0..&lt;maxCellinNodeB&gt;</i>			EACH	ignore
>>>C-ID	M		9.2.1.9		–	
>>>Resource Operational State	O		9.2.1.52		–	
>>>Availability Status	O		9.2.1.2		–	
>>>Primary SCH Information	O		Common Physical Channel Status Information 9.2.1.13A	FDD only	YES	ignore
>>>Secondary SCH Information	O		Common Physical Channel Status Information 9.2.1.13A	FDD only	YES	ignore
>>>Primary CPICH Information	O		Common Physical Channel Status Information 9.2.1.13A	FDD only	YES	ignore
<b>&gt;&gt;&gt;Secondary CPICH Information</b>		<i>0..&lt;maxS CPICHCell &gt;</i>		FDD only	EACH	ignore
>>>>Secondary CPICH Individual Information	M		Common Physical Channel Status Information 9.2.1.13A		–	
>>>Primary CCPCH Information	O		Common Physical Channel Status Information 9.2.1.13A		YES	ignore
>>>BCH Information	O		Common Transport Channel Status Information 9.2.1.14B		YES	ignore
<b>&gt;&gt;&gt;Secondary CCPCH Information</b>		<i>0..&lt;maxS CCPCHCell&gt;</i>		See note 1 below	EACH	ignore
>>>>Secondary CCPCH Individual Information	M		Common Physical Channel Status Information 9.2.1.13A		–	
>>>PCH Information	O		Common		YES	ignore



			Transport Channel Status Information 9.2.1.14B			
>>>PICH Information	O		Common Physical Channel Status Information 9.2.1.13A		YES	ignore
>>>FACH Information		$0..<maxFA\ CHCell>$			EACH	ignore
>>>>FACH Individual Information	M		Common Transport Channel Status Information 9.2.1.14B		–	
>>>PRACH Information		$0..<maxP\ RACHCell\ >$			EACH	ignore
>>>>PRACH Individual Information	M		Common Physical Channel Status Information 9.2.1.13A		–	
>>>RACH Information		$0..<maxP\ RACHCell\ >$			EACH	ignore
>>>>RACH Individual Information	M		Common Transport Channel Status Information 9.2.1.14B		–	
>>>AICH Information		$0..<maxP\ RACHCell\ >$		FDD only	EACH	ignore
>>>>AICH Individual Information	M		Common Physical Channel Status Information 9.2.1.13A		–	
>>>Not Used 1			NULL	This item shall not be used. Ignore if received.	–	
>>>Not Used 2			NULL	This item shall not be used. Ignore if received.	–	
>>>Not Used 3			NULL	This item shall not be used. Ignore if received.	–	
>>>Not Used 4			NULL	This item shall not be used. Ignore if received.	–	
>>>SCH Information	O		Common Physical Channel Status Information 9.2.1.13A	Applicable to 3.84Mcps TDD only	YES	ignore

<b>&gt;&gt;&gt;FPACH Information</b>		<i>0..&lt;maxFP ACHCell&gt;</i>		Applicable to 1.28Mcps TDD only	EACH	ignore
>>>>FPACH Individual Information	M		Common Physical Channel Status Information 9.2.1.13A		–	
>>>DwPCH Information	O		Common Physical Channel Status Information 9.2.1.13A	Applicable to 1.28Mcps TDD only	YES	ignore
<b>&gt;&gt;&gt;HS-DSCH Resources Information</b>		<i>0..1</i>			YES	ignore
>>>>Resource Operational State	M		9.2.1.52		–	
>>>>Availability Status	M		9.2.1.2		–	
>>>MICH Information	O		Common Physical Channel Status Information 9.2.1.13A		YES	ignore
<b>&gt;&gt;&gt;E-DCH Resources Information</b>		<i>0..1</i>			YES	ignore
>>>>Resource Operational State	M		9.2.1.52		–	
>>>>Availability Status	M		9.2.1.2		–	
<b>&gt;&gt;Power Local Cell Group Information</b>		<i>0..&lt;maxLocalCellinNodeB&gt;</i>			EACH	ignore
>>>Power Local Cell Group ID	M		9.2.1.49B		–	
>>>Maximum DL Power Capability	M		9.2.1.39		–	
Cause	O		9.2.1.6		YES	ignore

Note 1: This information element is a simplified representation of the ASN.1. [TDD – Repetitions 1 to 8 and repetitions 9 to maxSCCPCHCell are represented by separate ASN.1 structures.] Furthermore, maxSCCPCHCell has different values in the ASN.1 for FDD and for each of the two TDD options.

Condition	Explanation
add	The IE shall be present if the <i>Add/Delete Indicator</i> IE is set to "Add".
EDCHCapability	The IE shall be present if the <i>E-DCH Capability</i> IE is set to "E-DCH Capable".

Range Bound	Explanation
<i>maxLocalCellinNodeB</i>	Maximum number of Local Cells that can exist in the Node B
<i>maxCellinNodeB</i>	Maximum number of C-IDs that can be configured in the Node B
<i>maxSCPICHCell</i>	Maximum number of Secondary CPICHs that can be defined in a Cell.
<i>maxSCCPCHCell</i>	Maximum number of Secondary CCPCHs that can be defined in a Cell.
<i>maxFACHCell</i>	Maximum number of FACHs that can be defined in a Cell
<i>maxPRACHCell</i>	Maximum number of PRACHs and AICHs that can be defined in a Cell
<i>maxCCPinNodeB</i>	Maximum number of Communication Control Ports that can exist in the Node B
<i>maxFPACHCell</i>	Maximum number of FPACHs that can be defined in a Cell

### 9.1.33 SYSTEM INFORMATION UPDATE REQUEST

IE/Group Name	Presence	Range	IE Type and Reference	Semantics Description	Criticality	Assigned Criticality
Message Discriminator	M		9.2.1.45		–	
Message Type	M		9.2.1.46		YES	reject
Transaction ID	M		9.2.1.62		–	
C-ID	M		9.2.1.9		YES	reject
BCCH Modification Time	O		9.2.1.3		YES	reject
<b>MIB/SB/SIBInformation</b>		<i>1..&lt;maxIB&gt;</i>			GLOBAL	reject
>IB Type	M		9.2.1.35		–	
>IB OC ID	M		9.2.1.31A	In one message, every occurrence of IB Type can only be deleted once and/or added once.	–	
>CHOICE <i>IB Deletion Indicator</i>	M				–	
>> <i>No Deletion</i>					–	
>>>SIB Originator	C-SIB		9.2.1.55		–	
>>>IB SG REP	O		9.2.1.34		–	
<b>&gt;&gt;&gt;Segment Information</b>		<i>1..&lt;maxIB SEG&gt;</i>			GLOBAL	reject
>>>>IB SG POS	O		9.2.1.33		–	
>>>>Segment Type	C-CRNCOrigination		9.2.1.53B		–	
>>>>IB SG DATA	C-CRNCOrigination		9.2.1.32		–	
>> <i>Deletion</i>			NULL		–	

Range bound	Explanation
<i>maxIB</i>	Maximum number of information Blocks supported in one message
<i>maxIBSEG</i>	Maximum number of segments for one Information Block

Condition	Explanation
CRNCOrigination	The IE shall be present if the <i>SIB Originator</i> IE is set to "CRNC" or if the <i>IB Type</i> IE is set to "MIB", "SB1" or "SB2".
SIB	The IE shall be present if the <i>IB Type</i> IE is set to "SIB".

### 9.1.34 SYSTEM INFORMATION UPDATE RESPONSE

IE/Group Name	Presence	Range	IE Type and Reference	Semantics Description	Criticality	Assigned Criticality
Message Discriminator	M		9.2.1.45		–	
Message Type	M		9.2.1.46		YES	reject
Transaction ID	M		9.2.1.62		–	
Criticality Diagnostics	O		9.2.1.17		YES	ignore

### 9.1.35 SYSTEM INFORMATION UPDATE FAILURE

IE/Group Name	Presence	Range	IE Type and Reference	Semantics Description	Criticality	Assigned Criticality
Message Discriminator	M		9.2.1.45		–	
Message Type	M		9.2.1.46		YES	reject
Transaction ID	M		9.2.1.62		–	
Cause	M		9.2.1.6		YES	ignore
Criticality Diagnostics	O		9.2.1.17		YES	ignore

## 9.1.36 RADIO LINK SETUP REQUEST

## 9.1.36.1 FDD message

IE/Group Name	Presence	Range	IE Type and Reference	Semantics Description	Criticality	Assigned Criticality
Message Discriminator	M		9.2.1.45		–	
Message Type	M		9.2.1.46		YES	reject
Transaction ID	M		9.2.1.62		–	
CRNC Communication Context ID	M		9.2.1.18	The reserved value "All CRNCCC" shall not be used.	YES	reject
<b>UL DPCH Information</b>		1			YES	reject
>UL Scrambling Code	M		9.2.2.59		–	
>Min UL Channelisation Code Length	M		9.2.2.22		–	
>Max Number of UL DPDCHs	C-CodeLen		9.2.2.21		–	
>Puncture Limit	M		9.2.1.50	For UL	–	
>TFCS	M		9.2.1.58	For UL	–	
>UL DPCCH Slot Format	M		9.2.2.57		–	
>UL SIR Target	M		UL SIR 9.2.1.67A		–	
>Diversity Mode	M		9.2.2.9		–	
>Not Used	O		NULL		–	
>Not Used	O		NULL		–	
>DPC Mode	O		9.2.2.13C		YES	reject
>UL DPDCH Indicator For E-DCH Operation	O		9.2.2.61	This IE may be present without the presence of the <i>E-DPCH Information</i> IE	YES	reject
<b>DL DPCH Information</b>		0..1			YES	reject
>TFCS	M		9.2.1.58	For DL	–	
>DL DPCH Slot Format	M		9.2.2.10		–	
>TFCI Signalling Mode	M		9.2.2.50		–	
>TFCI Presence	C-SlotFormat		9.2.1.57		–	
>Multiplexing Position	M		9.2.2.23		–	
>Not Used	O		NULL		–	
>Not Used	O		NULL		–	
<b>&gt;Power Offset Information</b>		1			–	
>>PO1	M		Power Offset 9.2.2.29	Power offset for the TFCI bits	–	
>>PO2	M		Power Offset 9.2.2.29	Power offset for the TPC bits	–	
>>PO3	M		Power Offset 9.2.2.29	Power offset for the pilot bits	–	
>FDD TPC DL Step Size	M		9.2.2.16		–	
>Limited Power Increase	M		9.2.2.18A		–	
>Inner Loop DL PC Status	M		9.2.2.18B		–	
DCH Information	M		DCH FDD Information 9.2.2.4D		YES	reject
<b>RL Information</b>		1..<maxno			EACH	notify

		<i>ofRLs&gt;</i>				
>RL ID	M		9.2.1.53		–	
>C-ID	M		9.2.1.9		–	
>First RLS Indicator	M		9.2.2.16A		–	
>Frame Offset	M		9.2.1.31		–	
>Chip Offset	M		9.2.2.2		–	
>Propagation Delay	O		9.2.2.35		–	
>Diversity Control Field	C- NotFirstRL		9.2.1.25		–	
>DL Code Information	M		FDD DL Code Information 9.2.2.14A		–	
>Initial DL Transmission Power	M		DL Power 9.2.1.21	Initial power on DPCH or on F-DPCH	–	
>Maximum DL Power	M		DL Power 9.2.1.21	Maximum allowed power on DPCH or on F-DPCH	–	
>Minimum DL Power	M		DL Power 9.2.1.21	Minimum allowed power on DPCH or on F-DPCH	–	
>Not Used	O		NULL		–	
>Transmit Diversity Indicator	C-Diversity mode		9.2.2.53		–	
>RL Specific DCH Information	O		9.2.1.53G		YES	ignore
>Delayed Activation	O		9.2.1.24C		YES	reject
>Primary CPICH Usage For Channel Estimation	O		9.2.2.33A		YES	ignore
>Secondary CPICH Information	O		Common Physical Channel ID 9.2.1.13		YES	ignore
>E-DCH RL Indication	O		9.2.2.13De		YES	reject
>RL Specific E-DCH Information	O		9.2.2.39a		YES	ignore
>Synchronisation Indicator	O		9.2.2.48A		YES	ignore
Transmission Gap Pattern Sequence Information	O		9.2.2.53A		YES	reject
Active Pattern Sequence Information	O		9.2.2.A		YES	reject
DL Power Balancing Information	O		9.2.2.12B		YES	ignore
HS-DSCH Information	O		HS-DSCH FDD Information 9.2.2.18D		YES	reject
HS-DSCH-RNTI	C- InfoHSDS CH		9.2.1.31J		YES	reject
HS-PDSCH RL ID	C- InfoHSDS CH		RL ID 9.2.1.53		YES	reject
<b>E-DPCH Information</b>		<i>0..1</i>			YES	reject
>Maximum Set of E-DPDCHs	M		9.2.2.20C		–	
>Puncture Limit	M		9.2.1.50		–	
>E-TFCS Information	M		9.2.2.13Dh		–	
>E-TTI	M		9.2.2.13Di		–	

>E-DPCCH Power Offset	M		9.2.2.13Dj		–	
>E-RGCH 2-Index-Step Threshold	M		9.2.2.13lg		–	
>E-RGCH 3-Index-Step Threshold	M		9.2.2.13lh		–	
>HARQ Info for E-DCH	M		9.2.2.18ba		–	
>HS-DSCH Configured Indicator	M		9.2.2.18Ca		–	
E-DCH FDD Information	C-EDPCHInfo		9.2.2.13Da		YES	reject
Serving E-DCH RL	O		9.2.2.48B		YES	reject
<b>F-DPCH Information</b>		0..1			YES	reject
<b>&gt;Power Offset Information</b>		1			–	
>>PO2	M		Power Offset 9.2.2.29	This IE shall be ignored by Node B.	–	
>FDD TPC DL Step Size	M		9.2.2.16		–	
>Limited Power Increase	M		9.2.2.18A		–	
>Inner Loop DL PC Status	M		9.2.2.18B		–	
Initial DL DPCH Timing Adjustment Allowed	O		9.2.2.18K		YES	ignore
DCH Indicator For E-DCH-HSDPA Operation	O		9.2.2.4F		YES	reject

Condition	Explanation
CodeLen	The IE shall be present if <i>Min UL Channelisation Code Length</i> IE equals to 4.
NotFirstRL	The IE shall be present if the RL is not the first one in the <i>RL Information</i> IE.
SlotFormat	The IE shall be present if the <i>DL DPCH Slot Format</i> IE is equal to any of the values from 12 to 16.
Diversity mode	The IE shall be present if <i>Diversity Mode</i> IE in <i>UL DPCH Information</i> IE is not set to "none".
InfoHSDSCH	The IE shall be present if <i>HS-DSCH Information</i> IE is present.
EDPCHInfo	This IE shall be present if <i>E-DPCH Information</i> IE is present.

Range Bound	Explanation
<i>maxnoofRLs</i>	Maximum number of RLs for one UE

## 9.1.36.2 TDD message

IE/Group Name	Presence	Range	IE Type and Reference	Semantics Description	Criticality	Assigned Criticality
Message Discriminator	M		9.2.1.45		–	
Message Type	M		9.2.1.46		YES	reject
Transaction ID	M		9.2.1.62		–	
CRNC Communication Context ID	M		9.2.1.18	The reserved value "All CRNCCC" shall not be used.	YES	reject
<b>UL CCTrCH Information</b>		<i>0..&lt;maxno CCTrCH&gt;</i>			EACH	notify
>CCTrCH ID	M		9.2.3.3		–	
>TFCS	M		9.2.1.58		–	
>TFCI Coding	M		9.2.3.22		–	
>Puncture Limit	M		9.2.1.50		–	
<b>&gt;UL DPCH Information</b>		<i>0..1</i>		Applicable to 3.84Mcps TDD only	YES	notify
>>Repetition Period	M		9.2.3.16		–	
>>Repetition Length	M		9.2.3.15		–	
>>TDD DPCH Offset	M		9.2.3.19A		–	
>>UL Timeslot Information	M		9.2.3.26C		–	
<b>&gt;UL DPCH Information LCR</b>		<i>0..1</i>		Applicable to 1.28Mcps TDD only	YES	notify
>>Repetition Period	M		9.2.3.16		–	
>>Repetition Length	M		9.2.3.15		–	
>>TDD DPCH Offset	M		9.2.3.19A		–	
>>UL Timeslot Information LCR	M		9.2.3.26E		–	
>UL SIR Target	O		UL SIR 9.2.1.67A	Mandatory for 1.28Mcps TDD. Not Applicable to 3.84Mcps TDD.	YES	reject
>TDD TPC UL Step Size	O		9.2.3.21a	Mandatory for 1.28Mcps TDD. Not Applicable to 3.84Mcps TDD.	YES	reject
<b>DL CCTrCH Information</b>		<i>0..&lt;maxno CCTrCH&gt;</i>			EACH	notify
>CCTrCH ID	M		9.2.3.3		–	
>TFCS	M		9.2.1.58		–	
>TFCI Coding	M		9.2.3.22		–	
>Puncture Limit	M		9.2.1.50		–	
>TDD TPC DL Step Size	M		9.2.3.21		–	
<b>&gt;TPC CCTrCH List</b>		<i>0..&lt;maxno CCTrCH&gt;</i>		List of uplink CCTrCH which provide TPC	–	
>>TPC CCTrCH ID	M		CCTrCH ID 9.2.3.3		–	
<b>&gt;DL DPCH information</b>		<i>0..1</i>		Applicable to 3.84Mcps TDD only	YES	notify
>>Repetition Period	M		9.2.3.16		–	
>>Repetition Length	M		9.2.3.15		–	
>>TDD DPCH Offset	M		9.2.3.19A		–	



>>DL Timeslot Information	M		9.2.3.4E		–	
<b>&gt;DL DPCH information LCR</b>		0..1		Applicable to 1.28Mcps TDD only	YES	notify
>>Repetition Period	M		9.2.3.16		–	
>>Repetition Length	M		9.2.3.15		–	
>>TDD DPCH Offset	M		9.2.3.19A		–	
>>DL Timeslot Information LCR	M		9.2.3.4O		–	
>>TSTD Indicator	M		9.2.1.64		–	
>CCTrCH Initial DL Transmission Power	O		DL Power 9.2.1.21		YES	ignore
>CCTrCH Maximum DL Transmission Power	O		DL Power 9.2.1.21		YES	ignore
>CCTrCH Minimum DL Transmission Power	O		DL Power 9.2.1.21		YES	ignore
DCH Information	O		DCH TDD Information 9.2.3.4C		YES	reject
DSCH Information	O		DSCH TDD Information 9.2.3.5A		YES	reject
USCH Information	O		9.2.3.28		YES	reject
<b>RL Information</b>		1			YES	reject
>RL ID	M		9.2.1.53		–	
>C-ID	M		9.2.1.9		–	
>Frame Offset	M		9.2.1.31		–	
>Special Burst Scheduling	M		9.2.3.18A		–	
>Initial DL Transmission Power	M		DL Power 9.2.1.21		–	
>Maximum DL Power	M		DL Power 9.2.1.21		–	
>Minimum DL Power	M		DL Power 9.2.1.21		–	
>DL Time Slot ISCP Info	O		9.2.3.4F	Applicable to 3.84Mcps TDD only	–	
>DL Time Slot ISCP Info LCR	O		9.2.3.4P	Applicable to 1.28Mcps TDD only	YES	reject
>RL Specific DCH Information	O		9.2.1.53G		YES	ignore
>Delayed Activation	O		9.2.1.24C		YES	reject
<b>&gt;UL Synchronisation Parameters LCR</b>		0..1		Mandatory for 1.28Mcps TDD. Not Applicable to 3.84Mcps TDD.	YES	reject
>>Uplink Synchronisation Step Size	M		9.2.3.26H		–	
>>Uplink Synchronisation Frequency	M		9.2.3.26G		–	
HS-DSCH Information	O		HS-DSCH TDD Information 9.2.3.5F		YES	reject
HS-DSCH-RNTI	C-InfoHSDSCH		9.2.1.31J		YES	reject
HS-PDSCH RL ID	C-InfoHSDSCH		RL ID 9.2.1.53		YES	reject

PDSCH-RL-ID	O		RL ID 9.2.1.53		YES	ignore
-------------	---	--	-------------------	--	-----	--------

Range Bound	Explanation
<i>maxnoCCTrCH</i>	Number of CCTrCHs for one UE

Condition	Explanation
InfoHSDSCH	The IE shall be present if <i>HS-DSCH Information</i> IE is present.

## 9.1.37 RADIO LINK SETUP RESPONSE

## 9.1.37.1 FDD message

IE/Group Name	Presence	Range	IE Type and Reference	Semantics Description	Criticality	Assigned Criticality
Message Discriminator	M		9.2.1.45		–	
Message Type	M		9.2.1.46		YES	reject
Transaction ID	M		9.2.1.62		–	
CRNC Communication Context ID	M		9.2.1.18	The reserved value "All CRNCCC" shall not be used.	YES	ignore
Node B Communication Context ID	M		9.2.1.48	The reserved value "All NBCC" shall not be used.	YES	ignore
Communication Control Port ID	M		9.2.1.15		YES	ignore
<b>RL Information Response</b>		1..<maxno ofRLs>			EACH	ignore
>RL ID	M		9.2.1.53		–	
>RL Set ID	M		9.2.2.39		–	
>Received Total Wide Band Power	M		9.2.2.39A		–	
>CHOICE <i>Diversity Indication</i>	M				–	
>> <i>Combining</i>					–	
>>>RL ID	M		9.2.1.53	Reference RL ID for the combining	–	
>> <i>Non Combining or First RL</i>					–	
>>>DCH Information Response	M		9.2.1.20C		–	
>>>E-DCH FDD Information Response	O		9.2.2.13Db		YES	ignore
>Not Used	O		NULL		–	
>SSDT Support Indicator	M		9.2.2.46		–	
>DL Power Balancing Activation Indicator	O		9.2.2.12C		YES	ignore
>E-DCH RL Set ID	O		RL Set ID 9.2.2.39		YES	ignore
>E-DCH FDD DL Control Channel Information	O		9.2.2.13Dc		YES	ignore
>Initial DL DPCH Timing Adjustment	O		DL DPCH Timing Adjustment 9.2.2.10A		YES	ignore
Criticality Diagnostics	O		9.2.1.17		YES	ignore
HS-DSCH Information Response	O		HS-DSCH FDD Information Response 9.2.2.18E		YES	ignore

Range Bound	Explanation
<i>maxnoofRLs</i>	Maximum number of RLs for one UE

## 9.1.37.2 TDD Message

IE/Group Name	Presence	Range	IE Type and Reference	Semantics Description	Criticality	Assigned Criticality
Message Discriminator	M		9.2.1.45		–	
Message Type	M		9.2.1.46		YES	reject
Transaction ID	M		9.2.1.62		–	
CRNC Communication Context ID	M		9.2.1.18	The reserved value "All CRNCCC" shall not be used.	YES	ignore
Node B Communication Context ID	M		9.2.1.48	The reserved value "All NBCC" shall not be used.	YES	ignore
Communication Control Port ID	M		9.2.1.15		YES	ignore
<b>RL Information Response</b>		0..1		Mandatory for 3.84Mcps TDD. Not Applicable to 1.28Mcps TDD.	YES	ignore
>RL ID	M		9.2.1.53		–	
>UL Time Slot ISCP Info	M		9.2.3.26D		–	
>UL PhysCH SF Variation	M		9.2.3.26B		–	
>DCH Information Response	O		9.2.1.20C		YES	ignore
>DSCH Information Response	O		9.2.3.5b		YES	ignore
>USCH Information Response	O		9.2.3.29		YES	ignore
Criticality Diagnostics	O		9.2.1.17		YES	ignore
<b>RL Information Response LCR</b>		0..1		Mandatory for 1.28Mcps TDD. Not Applicable to 3.84Mcps TDD.	YES	ignore
>RL ID	M		9.2.1.53		–	
>UL Time Slot ISCP Info LCR	M		9.2.3.26F		–	
>UL PhysCH SF Variation	M		9.2.3.26B		–	
>DCH Information Response	O		9.2.1.20C		YES	ignore
>DSCH Information Response	O		9.2.3.5b		YES	ignore
>USCH Information Response	O		9.2.3.29		YES	ignore
HS-DSCH Information Response	O		HS-DSCH TDD Information Response 9.2.3.5G		YES	ignore

## 9.1.38 RADIO LINK SETUP FAILURE

## 9.1.38.1 FDD Message

IE/Group Name	Presence	Range	IE Type and Reference	Semantics Description	Criticality	Assigned Criticality
Message Discriminator	M		9.2.1.45		–	
Message Type	M		9.2.1.46		YES	reject
Transaction ID	M		9.2.1.62		–	
CRNC Communication Context ID	M		9.2.1.18	The reserved value "All CRNCCC" shall not be used.	YES	ignore
Node B Communication Context ID	C-Success		9.2.1.48	The reserved value "All NBCC" shall not be used	YES	ignore
Communication Control Port ID	O		9.2.1.15		YES	ignore
CHOICE <i>Cause Level</i>	M				YES	ignore
> <i>General</i>					–	
>> <i>Cause</i>	M		9.2.1.6		–	
> <i>RL Specific</i>					–	
>> <b>Unsuccessful RL Information Response</b>		1.. <i>maxno ofRLs</i> >			EACH	ignore
>>>RL ID	M		9.2.1.53		–	
>>>Cause	M		9.2.1.6		–	
>> <b>Successful RL Information Response</b>		0.. <i>maxno ofRLs</i> >		Note: There will never be maxnoofRLs repetitions of this sequence.	EACH	ignore
>>>RL ID	M		9.2.1.53		–	
>>>RL Set ID	M		9.2.2.39		–	
>>>Received Total Wide Band Power	M		9.2.2.39A		–	
>>>CHOICE <i>Diversity Indication</i>	M				–	
>>>> <i>Combining</i>					–	
>>>>>RL ID	M		9.2.1.53	Reference RL ID for the combining	–	
>>>>> <i>Non Combining or First RL</i>					–	
>>>>>DCH Information Response	M		9.2.1.20C		–	
>>>>>E-DCH FDD Information Response	O		9.2.2.13Db		YES	ignore
>>>Not Used	O		NULL		–	
>>>Not Used	O		NULL		–	
>>>SSDT Support Indicator	M		9.2.2.46		–	
>>>DL Power Balancing Activation Indicator	O		9.2.2.12C		YES	ignore
>>>E-DCH RL Set ID	O		RL Set ID 9.2.2.39		YES	ignore
>>>E-DCH FDD DL	O		9.2.2.13Dc		YES	ignore

Control Channel Information						
>>>Initial DL DPCH Timing Adjustment	O		DL DPCH Timing Adjustment 9.2.2.10A		YES	ignore
>>HS-DSCH Information Response	O		HS-DSCH FDD Information Response 9.2.2.18E		YES	ignore
Criticality Diagnostics	O		9.2.1.17		YES	ignore

Condition	Explanation
Success	The IE shall be present if at least one of the radio links has been successfully set up.

Range Bound	Explanation
<i>maxnoofRLs</i>	Maximum number of RLs for one UE

### 9.1.38.2 TDD Message

IE/Group Name	Presence	Range	IE Type and Reference	Semantics Description	Criticality	Assigned Criticality
Message Discriminator	M		9.2.1.45		–	
Message Type	M		9.2.1.46		YES	reject
Transaction ID	M		9.2.1.62		–	
CRNC Communication Context ID	M		9.2.1.18	The reserved value "All CRNCCC" shall not be used.	YES	ignore
CHOICE <i>Cause Level</i>	M				YES	ignore
> <i>General</i>					–	
>> <i>Cause</i>	M		9.2.1.6		–	
> <i>RL Specific</i>					–	
>> <b>Unsuccessful RL Information Response</b>		1			YES	ignore
>>>RL ID	M		9.2.1.53		–	
>>> <i>Cause</i>	M		9.2.1.6		–	
Criticality Diagnostics	O		9.2.1.17		YES	ignore

## 9.1.39 RADIO LINK ADDITION REQUEST

## 9.1.39.1 FDD Message

IE/Group Name	Presence	Range	IE Type and Reference	Semantics Description	Criticality	Assigned Criticality
Message Discriminator	M		9.2.1.45		–	
Message Type	M		9.2.1.46		YES	reject
Transaction ID	M		9.2.1.62		–	
Node B Communication Context ID	M		9.2.1.48	The reserved value "All NBCC" shall not be used.	YES	reject
Compressed Mode Deactivation Flag	O		9.2.2.3A		YES	reject
<b>RL Information</b>		<i>1..&lt;maxno ofRLs-1&gt;</i>			EACH	notify
>RL ID	M		9.2.1.53		–	
>C-ID	M		9.2.1.9		–	
>Frame Offset	M		9.2.1.31		–	
>Chip Offset	M		9.2.2.2		–	
>Diversity Control Field	M		9.2.1.25		–	
>DL Code Information	M		FDD DL Code Information 9.2.2.14A		–	
>Initial DL Transmission Power	O		DL Power 9.2.1.21	Initial power on DPCH or on F-DPCH	–	
>Maximum DL Power	O		DL Power 9.2.1.21	Maximum allowed power on DPCH or on F-DPCH	–	
>Minimum DL Power	O		DL Power 9.2.1.21	Minimum allowed power on DPCH or on F-DPCH	–	
>Not Used	O		NULL		–	
>Transmit Diversity Indicator	O		9.2.2.53		–	
>DL Reference Power	O		DL power 9.2.1.21	Power on DPCH or on F-DPCH	YES	ignore
>RL Specific DCH Information	O		9.2.1.53G		YES	ignore
>Delayed Activation	O		9.2.1.24C		YES	reject
>E-DCH RL Indication	O		9.2.2.13De		YES	reject
>RL Specific E-DCH Information	O		9.2.2.39a		YES	ignore
>Synchronisation Indicator	O		9.2.2.48A		YES	ignore
Initial DL DPCH Timing Adjustment Allowed	O		9.2.2.18K		YES	ignore
HS-DSCH Serving Cell Change Information	O		9.2.2.18Eb		YES	reject
Serving E-DCH RL	O		9.2.2.48B		YES	reject
Serving Cell Change CFN	O		CFN 9.2.1.7		YES	reject
<b>E-DPCH Information</b>		<i>0..1</i>			YES	reject
>Maximum Set of E-DPDCHs	M		9.2.2.20C		–	
>Puncture Limit	M		9.2.1.50		–	

>E-TFCS Information	M		9.2.2.13Dh		–	
>E-TTI	M		9.2.2.13Di		–	
>E-DPCCH Power Offset	M		9.2.2.13Dj		–	
>E-RGCH 2-Index-Step Threshold	M		9.2.2.13lg		–	
>E-RGCH 3-Index-Step Threshold	M		9.2.2.13lh		–	
>HARQ Info for E-DCH	M		9.2.2.18ba		–	
>HS-DSCH Configured Indicator	M		9.2.2.18Ca		YES	reject
E-DCH FDD Information	C-EDPCHInfo		9.2.2.13Da		YES	reject

Condition	Explanation
EDPCHInfo	This IE shall be present if <i>E-DPCH Information</i> IE is present.

Range Bound	Explanation
<i>maxnoofRLs</i>	Maximum number of RLs for one UE



## 9.1.39.2 TDD Message

IE/Group Name	Presence	Range	IE Type and Reference	Semantics Description	Criticality	Assigned Criticality
Message Discriminator	M		9.2.1.45		–	
Message Type	M		9.2.1.46		YES	reject
Transaction ID	M		9.2.1.62		–	
Node B Communication Context ID	M		9.2.1.48	The reserved value 'All NBCC' shall not be used.	YES	reject
<b>UL CCTrCH Information</b>		<i>0..&lt;maxno CCTrCH&gt;</i>			GLOBAL	reject
>CCTrCH ID	M		9.2.3.3		–	
<b>&gt;UL DPCH Information</b>		<i>0..1</i>		Applicable to 3.84Mcps TDD only	YES	notify
>>Repetition Period	M		9.2.3.16		–	
>>Repetition Length	M		9.2.3.15		–	
>>TDD DPCH Offset	M		9.2.3.19A		–	
>>UL Timeslot Information	M		9.2.3.26C		–	
<b>&gt;UL DPCH Information LCR</b>		<i>0..1</i>		Applicable to 1.28Mcps TDD only	YES	notify
>>Repetition Period	M		9.2.3.16		–	
>>Repetition Length	M		9.2.3.15		–	
>>TDD DPCH Offset	M		9.2.3.19A		–	
>>UL Timeslot Information LCR	M		9.2.3.26E		–	
>TDD TPC UL Step Size	O		9.2.3.21a	Applicable to 1.28Mcps TDD only	YES	reject
<b>DL CCTrCH Information</b>		<i>0..&lt;maxno CCTrCH&gt;</i>			GLOBAL	reject
>CCTrCH ID	M		9.2.3.3		–	
<b>&gt;DL DPCH information</b>		<i>0..1</i>		Applicable to 3.84Mcps TDD only	YES	notify
>>Repetition Period	M		9.2.3.16		–	
>>Repetition Length	M		9.2.3.15		–	
>>TDD DPCH Offset	M		9.2.3.19A		–	
>>DL Timeslot Information	M		9.2.3.4E		–	
<b>&gt;DL DPCH information LCR</b>		<i>0..1</i>		Applicable to 1.28Mcps TDD only	YES	notify
>>Repetition Period	M		9.2.3.16		–	
>>Repetition Length	M		9.2.3.15		–	
>>TDD DPCH Offset	M		9.2.3.19A		–	
>>DL Timeslot Information LCR	M		9.2.3.4O		–	
>CCTrCH Initial DL Transmission Power	O		DL Power 9.2.1.21		YES	ignore
>TDD TPC DL Step Size	O		9.2.3.21		YES	reject
>CCTrCH Maximum DL Transmission Power	O		DL Power 9.2.1.21		YES	ignore
>CCTrCH Minimum DL Transmission Power	O		DL Power 9.2.1.21		YES	ignore
<b>RL Information</b>		<i>1</i>			YES	reject
>RL ID	M		9.2.1.53		–	

>C-ID	M		9.2.1.9		–	
>Frame Offset	M		9.2.1.31		–	
>Diversity Control Field	M		9.2.1.25		–	
>Initial DL Transmission Power	O		DL Power 9.2.1.21		–	
>Maximum DL Power	O		DL Power 9.2.1.21		–	
>Minimum DL Power	O		DL Power 9.2.1.21		–	
>DL Time Slot ISCP Info	O		9.2.3.4F	Applicable to 3.84Mcps TDD only	–	
>DL Time Slot ISCP Info LCR	O		9.2.3.4P	Applicable to 1.28Mcps TDD only	YES	reject
>RL Specific DCH Information	O		9.2.1.53G		YES	ignore
>Delayed Activation	O		9.2.1.24C		YES	reject
<b>&gt;UL Synchronisation Parameters LCR</b>		0..1		Mandatory for 1.28Mcps TDD. Not Applicable to 3.84Mcps TDD.	YES	reject
>>Uplink Synchronisation Step Size	M		9.2.3.26H		–	
>>Uplink Synchronisation Frequency	M		9.2.3.26G		–	
HS-DSCH Information	O		HS-DSCH TDD Information 9.2.3.5F		YES	reject
HS-DSCH-RNTI	C- HSDSCH RadioLink		9.2.1.31J		YES	reject
HS-PDSCH RL ID	O		RL ID 9.2.1.53		YES	reject

Range Bound	Explanation
<i>maxnoCCTrCH</i>	Number of CCTrCH for one UE

Condition	Explanation
C-HSDSCHRadioLink	The IE shall be present if <i>HS-PDSCH RL ID</i> IE is present

## 9.1.40 RADIO LINK ADDITION RESPONSE

### 9.1.40.1 FDD message

IE/Group Name	Presence	Range	IE Type and Reference	Semantics Description	Criticality	Assigned Criticality
Message Discriminator	M		9.2.1.45		–	
Message Type	M		9.2.1.46		YES	reject
Transaction ID	M		9.2.1.62		–	
CRNC Communication Context ID	M		9.2.1.18	The reserved value "All CRNCCC" shall not be used.	YES	ignore
<b>RL Information Response</b>		<i>1..&lt;maxno ofRLs-1&gt;</i>			EACH	ignore
>RL ID	M		9.2.1.53		–	
>RL Set ID	M		9.2.2.39		–	
>Received Total Wide Band Power	M		9.2.2.39A		–	
>CHOICE <i>Diversity Indication</i>	M				–	
>> <i>Combining</i>					–	
>>>RL ID	M		9.2.1.53	Reference RL	–	
>>>E-DCH FDD Information Response	O		9.2.2.13Db		YES	ignore
>> <i>Non Combining</i>					–	
>>>DCH Information Response	M		9.2.1.20C		–	
>>>E-DCH FDD Information Response	O		9.2.2.13Db		YES	ignore
>SSDT Support Indicator	M		9.2.2.46		–	
>DL Power Balancing Activation Indicator	O		9.2.2.12C		YES	ignore
>E-DCH RL Set ID	O		RL Set ID 9.2.2.39		YES	ignore
>E-DCH FDD DL Control Channel Information	O		9.2.2.13Dc		YES	ignore
>Initial DL DPCH Timing Adjustment	O		DL DPCH Timing Adjustment 9.2.2.10A		YES	ignore
Criticality Diagnostics	O		9.2.1.17		YES	ignore
HS-DSCH Serving Cell Change Information Response	O		9.2.2.18Ec		YES	ignore
E-DCH Serving Cell Change Information Response	O		9.2.2.18Ed		YES	ignore

Range Bound	Explanation
<i>maxnoofRLs</i>	Maximum number of RLs for one UE

## 9.1.40.2 TDD Message

IE/Group Name	Presence	Range	IE Type and Reference	Semantics Description	Criticality	Assigned Criticality
Message Discriminator	M		9.2.1.45		–	
Message Type	M		9.2.1.46		YES	reject
Transaction ID	M		9.2.1.62		–	
CRNC Communication Context ID	M		9.2.1.18	The reserved value "All CRNCCC" shall not be used.	YES	ignore
<b>RL Information Response</b>		0..1		Mandatory for 3.84Mcps TDD. Not Applicable to 1.28Mcps TDD.	YES	ignore
>RL ID	M		9.2.1.53		–	
>UL Time Slot ISCP Info	M		9.2.3.26D		–	
>UL PhysCH SF Variation	M		9.2.3.26B		–	
<b>&gt;DCH Information</b>		0..1			–	
>>CHOICE <i>Diversity Indication</i>	M				–	
>>> <i>Combining</i>				Indicates whether the old Transport Bearer shall be reused or not	–	
>>>>RL ID	M		9.2.1.53	Reference RL	–	
>>>> <i>Non Combining</i>					–	
>>>>DCH Information Response	M		9.2.1.20C		–	
>DSCH Information Response	O		9.2.3.5b		YES	ignore
>USCH Information Response	O		9.2.3.29		YES	ignore
Criticality Diagnostics	O		9.2.1.17		YES	ignore
<b>RL Information Response LCR</b>		0..1		Mandatory for 1.28Mcps TDD. Not Applicable to 3.84Mcps TDD.	YES	ignore
>RL ID	M		9.2.1.53		–	
>UL Time Slot ISCP Info LCR	M		9.2.3.26F		–	
>UL PhysCH SF Variation	M		9.2.3.26B		–	
<b>&gt;DCH Information</b>		0..1			–	
>>CHOICE <i>Diversity indication</i>	M				–	
>>> <i>Combining</i>				Indicates whether the old Transport Bearer shall be reused or not	–	
>>>>RL ID	M		9.2.1.53	Reference RL	–	
>>>> <i>Non Combining</i>					–	
>>>>DCH Information Response	M		9.2.1.20C		–	
>DSCH Information Response	O		9.2.3.5b		YES	ignore
>USCH Information Response	O		9.2.3.29		YES	ignore

HS-DSCH Information Response	O		HS-DSCH TDD Information Response 9.2.3.5G		YES	ignore
------------------------------	---	--	---	--	-----	--------

## 9.1.41 RADIO LINK ADDITION FAILURE

## 9.1.41.1 FDD Message

IE/Group Name	Presence	Range	IE Type and Reference	Semantics Description	Criticality	Assigned Criticality
Message Discriminator	M		9.2.1.45		–	
Message Type	M		9.2.1.46		YES	reject
Transaction ID	M		9.2.1.62		–	
CRNC Communication Context ID	M		9.2.1.18	The reserved value "All CRNCCC" shall not be used.	YES	ignore
CHOICE <i>Cause Level</i>	M				YES	ignore
> <i>General</i>					–	
>> <i>Cause</i>	M		9.2.1.6		–	
> <i>RL Specific</i>					–	
>> <b>Unsuccessful RL Information Response</b>		1..<maxno ofRLs-1>			EACH	ignore
>>>RL ID	M		9.2.1.53		–	
>>>Cause	M		9.2.1.6		–	
>> <b>Successful RL Information Response</b>		0..<maxno ofRLs-2>			EACH	ignore
>>>RL ID	M		9.2.1.53		–	
>>>RL Set ID	M		9.2.2.39		–	
>>> Received Total Wide Band Power	M		9.2.2.39A		–	
>>>CHOICE <i>Diversity Indication</i>	M				–	
>>>> <i>Combining</i>					–	
>>>>>RL ID	M		9.2.1.53	Reference RL	–	
>>>>>E-DCH FDD Information Response	O		9.2.2.13Db		YES	ignore
>>>>> <i>Non Combining</i>					–	
>>>>>DCH Information Response	M		9.2.1.20C		–	
>>>>>E-DCH FDD Information Response	O		9.2.2.13Db		YES	ignore
>>>>SSDT Support Indicator	M		9.2.2.46		–	
>>>>DL Power Balancing Activation Indicator	O		9.2.2.12C		YES	ignore
>>>>E-DCH RL Set ID	O		RL Set ID 9.2.2.39		YES	ignore
>>>>E-DCH FDD DL Control Channel Information	O		9.2.2.13Dc		YES	ignore
>>>>Initial DL DPCH Timing Adjustment	O		DL DPCH Timing Adjustment 9.2.2.10A		YES	ignore
Criticality Diagnostics	O		9.2.1.17		YES	ignore
HS-DSCH Serving Cell Change Information Response	O		9.2.2.18Ec		YES	ignore

E-DCH Serving Cell Change Information Response	O		9.2.2.18Ed		YES	Ignore
--	---	--	------------	--	-----	--------

Range Bound	Explanation
<i>maxnoofRLs</i>	Maximum number of RLs for one UE

### 9.1.41.2 TDD Message

IE/Group Name	Presence	Range	IE Type and Reference	Semantics Description	Criticality	Assigned Criticality
Message Discriminator	M		9.2.1.45		–	
Message Type	M		9.2.1.46		YES	reject
Transaction ID	M		9.2.1.62		–	
CRNC Communication Context ID	M		9.2.1.18	The reserved value "All CRNCCC" shall not be used.	YES	ignore
CHOICE <i>Cause Level</i>	M				YES	ignore
> <i>General</i>					–	
>> <i>Cause</i>	M		9.2.1.6		–	
> <i>RL Specific</i>					–	
>> <b>Unsuccessful RL Information Response</b>		1			YES	ignore
>>>RL ID	M		9.2.1.53		–	
>>> <i>Cause</i>	M		9.2.1.6		–	
Criticality Diagnostics	O		9.2.1.17		YES	ignore

## 9.1.42 RADIO LINK RECONFIGURATION PREPARE

## 9.1.42.1 FDD Message

IE/Group Name	Presence	Range	IE Type and Reference	Semantics Description	Criticality	Assigned Criticality
Message Discriminator	M		9.2.1.45		–	
Message Type	M		9.2.1.46		YES	reject
Transaction ID	M		9.2.1.62		–	
Node B Communication Context ID	M		9.2.1.48	The reserved value "All NBCC" shall not be used.	YES	reject
<b>UL DPCH Information</b>		<i>0..1</i>			YES	reject
>UL Scrambling Code	O		9.2.2.59		–	
>UL SIR Target	O		UL SIR 9.2.1.67A		–	
>Min UL Channelisation Code Length	O		9.2.2.22		–	
>Max Number of UL DPDCHs	C-CodeLen		9.2.2.21		–	
>Puncture Limit	O		9.2.1.50	For UL	–	
>TFCS	O		9.2.1.58		–	
>UL DPCCH Slot Format	O		9.2.2.57		–	
>Diversity Mode	O		9.2.2.9		–	
>Not Used	O		NULL		–	
>Not Used	O		NULL		–	
>UL DPDCH Indicator For E-DCH Operation	O		9.2.2.61		YES	reject
<b>DL DPCH Information</b>		<i>0..1</i>			YES	reject
>TFCS	O		9.2.1.58		–	
>DL DPCH Slot Format	O		9.2.2.10		–	
>TFCI Signalling Mode	O		9.2.2.50		–	
>TFCI Presence	C-SlotFormat		9.2.1.57		–	
>Multiplexing Position	O		9.2.2.23		–	
>Not Used	O		NULL		–	
>Not Used	O		NULL		–	
>Limited Power Increase	O		9.2.2.18A		–	
<b>&gt;DL DPCH Power Information</b>		<i>0..1</i>			YES	reject
<b>&gt;&gt;Power Offset Information</b>		<i>1</i>			–	
>>>PO1	M		Power Offset 9.2.2.29	Power offset for the TFCI bits	–	
>>>PO2	M		Power Offset 9.2.2.29	Power offset for the TPC bits	–	
>>>PO3	M		Power Offset 9.2.2.29	Power offset for the pilot bits	–	
>>FDD TPC DL Step Size	M		9.2.2.16		–	
>>Inner Loop DL PC Status	M		9.2.2.18B		–	
DCHs To Modify	O		DCHs FDD To Modify 9.2.2.4E		YES	reject
DCHs To Add	O		DCH FDD Information		YES	reject



			9.2.2.4D			
<b>DCHs To Delete</b>		<i>0..&lt;maxno ofDCHs&gt;</i>			GLOBAL	reject
>DCH ID	M		9.2.1.20		–	
<b>RL Information</b>		<i>0..&lt;maxno ofRLs&gt;</i>			EACH	reject
>RL ID	M		9.2.1.53		–	
>DL Code Information	O		FDD DL Code Information 9.2.2.14A		–	
>Maximum DL Power	O		DL Power 9.2.1.21	Maximum allowed power on DPCH or on F-DPCH	–	
>Minimum DL Power	O		DL Power 9.2.1.21	Minimum allowed power on DPCH or on F-DPCH	–	
>Not Used	O		NULL		–	
>Not Used	O		NULL		–	
>Transmit Diversity Indicator	C-Diversity mode		9.2.2.53		–	
>DL Reference Power	O		DL Power 9.2.1.21	Power on DPCH or on F-DPCH	YES	ignore
>RL Specific DCH Information	O		9.2.1.53G		YES	ignore
>DL DPCH Timing Adjustment	O		9.2.2.10A	Required RL Timing Adjustment	YES	reject
>Primary CPICH Usage For Channel Estimation	O		9.2.2.33A		YES	ignore
>Secondary CPICH Information Change	O		9.2.2.43A		YES	ignore
>E-DCH RL Indication	O		9.2.2.13De		YES	reject
>RL Specific E-DCH Information	O		9.2.2.39a		YES	ignore
Transmission Gap Pattern Sequence Information	O		9.2.2.53A		YES	reject
Signalling Bearer Request Indicator	O		9.2.1.55A		YES	reject
HS-DSCH Information	O		HS-DSCH FDD Information 9.2.2.18D		YES	reject
HS-DSCH Information To Modify	O		9.2.1.31H		YES	reject
HS-DSCH MAC-d Flows To Add	O		HS-DSCH MAC-d Flows Information 9.2.1.31IA		YES	reject
HS-DSCH MAC-d Flows To Delete	O		9.2.1.31IB		YES	reject
HS-DSCH-RNTI	C-HSDSCH RadioLink		9.2.1.31J		YES	reject
HS-PDSCH RL ID	O		RL ID 9.2.1.53		YES	reject
<b>E-DPCH Information</b>		<i>0..1</i>			YES	reject

>Maximum Set of E-DPDCHs	O		9.2.2.20C		–	
>Puncture Limit	O		9.2.1.50		–	
>E-TFCS Information	O		9.2.2.13Dh		–	
>E-TTI	O		9.2.2.13Di		–	
>E-DPCCH Power Offset	O		9.2.2.13Dj		–	
>E-RGCH 2-Index-Step Threshold	O		9.2.2.13Ig		–	
>E-RGCH 3-Index-Step Threshold	O		9.2.2.13Ih		–	
>HARQ Info for E-DCH	O		9.2.2.18ba		–	
>HS-DSCH Configured Indicator	O		9.2.2.18Ca		–	
E-DCH FDD Information	O		E-DCH FDD Information 9.2.2.13Da		YES	reject
E-DCH FDD Information To Modify	O		9.2.2.13Df		YES	reject
E-DCH MAC-d Flows To Add	O		E-DCH MAC-d Flows Information 9.2.2.13M		YES	reject
E-DCH MAC-d Flows To Delete	O		9.2.2.13N		YES	reject
Serving E-DCH RL	O		9.2.2.48B		YES	reject
<b>F-DPCH Information</b>		0..1			YES	reject
<b>&gt;Power Offset Information</b>		1			–	
>>PO2	M		Power Offset 9.2.2.29	This IE shall be ignored by Node B	–	
>FDD TPC DL Step Size	M		9.2.2.16		–	
>Limited Power Increase	M		9.2.2.18A		–	
>Inner Loop DL PC Status	M		9.2.2.18B		–	

Condition	Explanation
CodeLen	The IE shall be present if the <i>Min UL Channelisation Code Length</i> IE is equals to 4.
SlotFormat	The IE shall be present if the <i>DL DPCH Slot Format</i> IE is equal to any of the values from 12 to 16.
Diversity mode	The IE shall be present if the <i>Diversity Mode</i> IE is present in the <i>UL DPCH Information</i> IE and is not set to "none".
HSDSCHRadio Link	The IE shall be present if <i>HS-PDSCH RL ID</i> IE is present.
EDPCHInfo	This IE shall be present if <i>E-DPCH Information</i> IE is present.

Range Bound	Explanation
<i>maxnoofDCHs</i>	Maximum number of DCHs for a UE
<i>maxnoofRLs</i>	Maximum number of RLs for a UE

## 9.1.42.2 TDD Message

IE/Group Name	Presence	Range	IE Type and Reference	Semantics Description	Criticality	Assigned Criticality
Message Discriminator	M		9.2.1.45		–	
Message Type	M		9.2.1.46		YES	reject
Transaction ID	M		9.2.1.62		–	
Node B Communication Context ID	M		9.2.1.48	The reserved value "All NBCC" shall not be used.	YES	reject
<b>UL CCTrCH To Add</b>		<i>0..&lt;maxno of CCTrCHs&gt;</i>			GLOBAL	reject
>CCTrCH ID	M		9.2.3.3		–	
>TFCS	M		9.2.1.58		–	
>TFCI Coding	M		9.2.3.22		–	
>Puncture Limit	M		9.2.1.50		–	
<b>&gt;UL DPCH To Add Per RL</b>		<i>0..&lt;maxno of RLs&gt;</i>		See note 1 below	–	
<b>&gt;&gt;UL DPCH Information</b>		<i>0..1</i>		Applicable to 3.84Mcps TDD only	YES	reject
>>>Repetition Period	M		9.2.3.16		–	
>>>Repetition Length	M		9.2.3.15		–	
>>>TDD DPCH Offset	M		9.2.3.19A		–	
>>>UL Timeslot Information	M		9.2.3.26C		–	
<b>&gt;&gt;UL DPCH Information LCR</b>		<i>0..1</i>		Applicable to 1.28Mcps TDD only	YES	reject
>>>Repetition Period	M		9.2.3.16		–	
>>>Repetition Length	M		9.2.3.15		–	
>>>TDD DPCH Offset	M		9.2.3.19A		–	
>>>UL Timeslot Information LCR	M		9.2.3.26E		–	
>>UL SIR Target	O		UL SIR 9.2.1.67A	Mandatory for 1.28Mcps TDD. Not Applicable to 3.84Mcps TDD	YES	reject
>>TDD TPC UL Step Size	O		9.2.3.21a	Mandatory for 1.28Mcps TDD. Not Applicable to 3.84Mcps TDD.	YES	reject
>>RL ID	O		9.2.1.53		YES	ignore
<b>UL CCTrCH To Modify</b>		<i>0..&lt;maxno of CCTrCHs&gt;</i>			GLOBAL	reject
>CCTrCH ID	M		9.2.3.3		–	
>TFCS	O		9.2.1.58		–	
>TFCI Coding	O		9.2.3.22		–	
>Puncture Limit	O		9.2.1.50		–	
<b>&gt;UL DPCH To Modify Per RL</b>		<i>0..&lt;maxno of RLs&gt;</i>		See note 1 below	–	
<b>&gt;&gt;UL DPCH To Add</b>		<i>0..1</i>		Applicable to 3.84Mcps TDD only	YES	reject
>>>Repetition Period	M		9.2.3.16		–	
>>>Repetition Length	M		9.2.3.15		–	

>>>TDD DPCH Offset	M		9.2.3.19A		–	
>>>UL Timeslot Information	M		9.2.3.26C		–	
<b>&gt;&gt;UL DPCH To Modify</b>		0..1			YES	reject
>>>Repetition Period	O		9.2.3.16		–	
>>>Repetition Length	O		9.2.3.15		–	
>>>TDD DPCH Offset	O		9.2.3.19A		–	
<b>&gt;&gt;&gt;UL Timeslot Information</b>		0..<maxno ofULts>		Applicable to 3.84Mcps TDD only	–	
>>>>Time Slot	M		9.2.3.23		–	
>>>>Midamble Shift And Burst Type	O		9.2.3.7		–	
>>>>TFCI Presence	O		9.2.1.57		–	
<b>&gt;&gt;&gt;&gt;UL Code Information</b>		0..<maxno ofDPCHs>			–	
>>>>>DPCH ID	M		9.2.3.5		–	
>>>>>TDD Channelisation Code	O		9.2.3.19		–	
<b>&gt;&gt;&gt;UL Timeslot Information LCR</b>		0..<maxno ofULtsLCR >		Applicable to 1.28Mcps TDD only	GLOBAL	reject
>>>>Time Slot LCR	M		9.2.3.24A		–	
>>>>Midamble Shift LCR	O		9.2.3.7A			
>>>>TFCI Presence	O		9.2.1.57		–	
<b>&gt;&gt;&gt;&gt;UL Code Information LCR</b>		0..<maxno OfDPCHLCR>			–	
>>>>>DPCH ID	M		9.2.3.5		–	
>>>>>TDD Channelisation Code LCR	O		9.2.3.19a		–	
>>>>> TDD UL DPCH Time Slot Format LCR	O		9.2.3.21C		YES	reject
<b>&gt;&gt;UL DPCH To Delete</b>		0..<maxno ofDPCHs>			GLOBAL	reject
>>>DPCH ID	M		9.2.3.5		–	
<b>&gt;&gt;UL DPCH To Add LCR</b>		0..1		Applicable to 1.28Mcps TDD only	YES	reject
>>>Repetition Period	M		9.2.3.16		–	
>>>Repetition Length	M		9.2.3.15		–	
>>>TDD DPCH Offset	M		9.2.3.19A		–	
>>>UL Timeslot Information LCR	M		9.2.3.26E		–	
>>UL SIR Target	O		UL SIR 9.2.1.67A	Applicable to 1.28Mcps TDD only	YES	reject
>>TDD TPC UL Step Size	O		9.2.3.21a	Applicable to 1.28Mcps TDD only	YES	reject
>>RL ID	O		9.2.1.53		YES	ignore
<b>UL CCTrCH To Delete</b>		0..<maxno ofCCTrCH s>			GLOBAL	reject
>CCTrCH ID	M		9.2.3.3		–	
<b>DL CCTrCH To Add</b>		0..<maxno ofCCTrCH s>			GLOBAL	reject

>CCTrCH ID	M		9.2.3.3		–	
>TFCS	M		9.2.1.58		–	
>TFCI Coding	M		9.2.3.22		–	
>Puncture Limit	M		9.2.1.50		–	
<b>&gt;TPC CCTrCH List</b>		<i>0..&lt;maxno of CCTrCHs&gt;</i>		List of uplink CCTrCH which provide TPC	–	
>>TPC CCTrCH ID	M		CCTrCH ID 9.2.3.3		–	
<b>&gt;DL DPCH To Add Per RL</b>		<i>0..&lt;maxno of RLS&gt;</i>		See Note 1 below	–	
>>DL DPCH Information		<i>0..1</i>		Applicable to 3.84Mcps TDD only	YES	reject
>>>Repetition Period	M		9.2.3.16		–	
>>>Repetition Length	M		9.2.3.15		–	
>>>TDD DPCH Offset	M		9.2.3.19A		–	
>>>DL Timeslot Information	M		9.2.3.4E		–	
<b>&gt;&gt;DL DPCH Information LCR</b>		<i>0..1</i>		Applicable to 1.28Mcps TDD only	YES	reject
>>>Repetition Period	M		9.2.3.16		–	
>>>Repetition Length	M		9.2.3.15		–	
>>>TDD DPCH Offset	M		9.2.3.19A		–	
>>>DL Timeslot Information LCR	M		9.2.3.4O		–	
>>CCTrCH Initial DL Transmission Power	O		DL Power 9.2.1.21		YES	ignore
>>TDD TPC DL Step Size	O		9.2.3.21		YES	reject

>>CCTrCH Maximum DL Transmission Power	O		DL Power 9.2.1.21		YES	ignore
>>CCTrCH Minimum DL Transmission Power	O		DL Power 9.2.1.21		YES	ignore
>>RL ID	O		9.2.1.53		YES	ignore reject
<b>DL CCTrCH To Modify</b>		<i>0..&lt;maxno of CCTrCHs&gt;</i>			GLOBAL	reject
>CCTrCH ID	M		9.2.3.3		–	
>TFCS	O		9.2.1.58		–	
>TFCI Coding	O		9.2.3.22		–	
>Puncture Limit	O		9.2.1.50		–	
<b>&gt;TPC CCTrCH List</b>		<i>0..&lt;maxno of CCTrCHs&gt;</i>		List of uplink CCTrCH which provide TPC	–	
>>TPC CCTrCH ID	M		CCTrCH ID 9.2.3.3		–	
<b>&gt;DL DPCH To Modify Per RL</b>		<i>0..&lt;maxno of RLS&gt;</i>		See Note 1 below	–	
>>DL DPCH To Add		<i>0..1</i>		Applicable to 3.84Mcps TDD only	YES	reject
>>>Repetition Period	M		9.2.3.16		–	
>>>Repetition Length	M		9.2.3.15		–	
>>>TDD DPCH Offset	M		9.2.3.19A		–	
>>>DL Timeslot Information	M		9.2.3.4E		–	
<b>&gt;&gt;DL DPCH To Modify</b>		<i>0..1</i>			YES	reject
>>>Repetition Period	O		9.2.3.16		–	
>>>Repetition Length	O		9.2.3.15		–	
>>>TDD DPCH Offset	O		9.2.3.19A		–	
<b>&gt;&gt;&gt;DL Timeslot Information</b>		<i>0..&lt;maxno of DLts&gt;</i>		Applicable to 3.84Mcps TDD only	–	
>>>>Time Slot	M		9.2.3.23		–	
>>>>Midamble Shift And Burst Type	O		9.2.3.7		–	
>>>>TFCI Presence	O		9.2.1.57		–	
<b>&gt;&gt;&gt;&gt;DL Code Information</b>		<i>0..&lt;maxno of DPCHs&gt;</i>			–	
>>>>>DPCH ID	M		9.2.3.5		–	
>>>>>TDD Channelisation Code	O		9.2.3.19		–	
<b>&gt;&gt;&gt;&gt;DL Timeslot Information LCR</b>		<i>0..&lt;maxno of DLtsLCR&gt;</i>		Applicable to 1.28Mcps TDD only	GLOBAL	reject
>>>>>Time Slot LCR	M		9.2.3.24A		–	
>>>>>Midamble Shift LCR	O		9.2.3.7A		–	
>>>>>TFCI Presence	O		9.2.1.57		–	
<b>&gt;&gt;&gt;&gt;&gt;DL Code Information LCR</b>		<i>0..&lt;maxno of DPCHsLCR&gt;</i>			–	
>>>>>>DPCH ID	M		9.2.3.5		–	
>>>>>>TDD Channelisation Code LCR	O		9.2.3.19a		–	
>>>>>>TDD DL DPCH Time Slot Format LCR	O		9.2.3.19D		YES	reject

>>>>Maximum DL Power to Modify LCR	O		DL Power 9.2.1.21	Maximum allowed power on DPCH	YES	ignore
>>>>Minimum DL Power to Modify LCR	O		DL Power 9.2.1.21	Minimum allowed power on DPCH	YES	ignore
>>DL DPCH To Delete		<i>0..&lt;maxno ofDPCHs&gt;</i>			GLOBAL	reject
>>>DPCH ID	M		9.2.3.5		–	
>>DL DPCH To Add LCR		<i>0..1</i>		Applicable to 1.28Mcps TDD only	YES	reject
>>>Repetition Period	M		9.2.3.16		–	
>>>Repetition Length	M		9.2.3.15		–	
>>>TDD DPCH Offset	M		9.2.3.19A		–	
>>>DL Timeslot Information LCR	M		9.2.3.4O		–	
>>TDD TPC DL Step Size	O		9.2.3.21		YES	reject
>>Maximum CCTrCH DL Power to Modify	O		DL Power 9.2.1.21		YES	ignore
>>Minimum CCTrCH DL Power to Modify	O		DL Power 9.2.1.21		YES	ignore
>>RL ID	O		9.2.1.53		YES	ignore
DL CCTrCH To Delete		<i>0..&lt;maxno ofCCTrCHs&gt;</i>			GLOBAL	reject
>CCTrCH ID	M		9.2.3.3		–	
DCHs To Modify	O		DCHs TDD To Modify 9.2.3.4D		YES	reject
DCHs To Add	O		DCH TDD Information 9.2.3.4C		YES	reject
DCHs To Delete		<i>0..&lt;maxno ofDCHs&gt;</i>			GLOBAL	reject
>DCH ID	M		9.2.1.20		–	
DSCH To Modify		<i>0..&lt;maxno ofDSCHs&gt;</i>			GLOBAL	reject
>DSCH ID	M		9.2.3.5a		–	
>CCTrCH ID	O		9.2.3.3	DL CCTrCH in which the DSCH is mapped	–	
>Transport Format Set	O		9.2.1.59		–	
>Allocation/Retention Priority	O		9.2.1.1A		–	
>Frame Handling Priority	O		9.2.1.30		–	
>ToAWS	O		9.2.1.61		–	
>ToAWE	O		9.2.1.60		–	
>Transport Bearer Request Indicator	M		9.2.1.62A		–	
>Binding ID	O		9.2.1.4	Shall be ignored if bearer establishment with ALCAP.	YES	ignore
>Transport Layer Address	O		9.2.1.63	Shall be ignored if bearer establishment with ALCAP.	YES	ignore
DSCH To Add	O		DSCH TDD Information		YES	reject

			9.2.3.5A			
<b>DSCH To Delete</b>		0..<maxno ofDSCHs>			GLOBAL	reject
>DSCH ID	M		9.2.3.5a		–	
<b>USCH To Modify</b>		0..<maxno ofUSCHs>			GLOBAL	reject
>USCH ID	M		9.2.3.27		–	
>Transport Format Set	O		9.2.1.59		–	
>Allocation/Retention Priority	O		9.2.1.1A		–	
>CCTrCH ID	O		9.2.3.3	UL CCTrCH in which the USCH is mapped	–	
>Transport Bearer Request Indicator	M		9.2.1.62A		–	
>Binding ID	O		9.2.1.4	Shall be ignored if bearer establishment with ALCAP.	YES	ignore
>Transport Layer Address	O		9.2.1.63	Shall be ignored if bearer establishment with ALCAP.	YES	ignore
>TNL QoS	O		9.2.1.58A		YES	ignore
USCH To Add	O		USCH Information 9.2.3.28		YES	reject
<b>USCH To Delete</b>		0..<maxno ofUSCHs>			GLOBAL	reject
>USCH ID	M		9.2.3.27		–	
<b>RL Information</b>		0..<maxno ofRLs>		See Note 1 below	YES	reject
>RL ID	M		9.2.1.53		–	
>Maximum Downlink Power	O		DL Power 9.2.1.21		–	
>Minimum Downlink Power	O		DL Power 9.2.1.21		–	
>Initial DL Transmission Power	O		DL Power 9.2.1.21		YES	ignore
>RL Specific DCH Information	O		9.2.1.53G		YES	ignore
<b>&gt;UL Synchronisation Parameters LCR</b>		0..1		Mandatory for 1.28Mcps TDD. Not Applicable to 3.84Mcps TDD.	YES	ignore
>>Uplink Synchronisation Step Size	M		9.2.3.26H		–	
>>Uplink Synchronisation Frequency	M		9.2.3.26G		–	
>DL Time Slot ISCP Info LCR	O		9.2.3.4P	Applicable to 1.28Mcps TDD only	YES	ignore
Signalling Bearer Request Indicator	O		9.2.1.55A		YES	reject
HS-DSCH Information	O		HS-DSCH TDD Information 9.2.3.5F		YES	reject
HS-DSCH Information To	O		9.2.1.31H		YES	reject



Modify						
HS-DSCH MAC-d Flows To Add	O		HS-DSCH MAC-d Flows Information 9.2.1.31IA		YES	reject
HS-DSCH MAC-d Flows To Delete	O		9.2.1.31IB		YES	reject
HS-DSCH-RNTI	C-HSDSCH RadioLink		9.2.1.31J		YES	reject
HS-PDSCH RL ID	O		RL ID 9.2.1.53		YES	reject
PDSCH-RL-ID	O		RL ID 9.2.1.53		YES	ignore

Note 1: This information element is a simplified representation of the ASN.1. Repetition 1 and repetition 2 through *maxnoofRLs* are represented by separate ASN.1 structures with different criticalities.

Condition	Explanation
HSDSCHRadio Link	The IE shall be present if <i>HS-PDSCH RL ID</i> IE is present.

Range Bound	Explanation
<i>maxnoofDCHs</i>	Maximum number of DCHs for a UE
<i>maxnoofCCTrCHs</i>	Maximum number of CCTrCHs for a UE
<i>maxnoofDPCHs</i>	Maximum number of DPCHs in one CCTrCH for 3.84Mcps TDD
<i>maxnoofDPCHsLCR</i>	Maximum number of DPCHs in one CCTrCH for 1.28Mcps TDD
<i>maxnoofDSCHs</i>	Maximum number of DSCHs for one UE
<i>maxnoofUSCHs</i>	Maximum number of USCHs for one UE
<i>maxnoofDLts</i>	Maximum number of Downlink time slots per Radio Link for 3.84Mcps TDD
<i>maxnoofDLtsLCR</i>	Maximum number of Downlink time slots per Radio Link for 1.28Mcps TDD
<i>maxnoofULts</i>	Maximum number of Uplink time slots per Radio Link for 3.84Mcps TDD
<i>maxnoofULtsLCR</i>	Maximum number of Uplink time slots per Radio Link for 1.28Mcps TDD
<i>maxnoofRLs</i>	Maximum number of RLs for one UE

## 9.1.43 RADIO LINK RECONFIGURATION READY

IE/Group Name	Presence	Range	IE Type and Reference	Semantics Description	Criticality	Assigned Criticality
Message Discriminator	M		9.2.1.45		–	
Message Type	M		9.2.1.46		YES	reject
Transaction ID	M		9.2.1.62		–	
CRNC Communication Context ID	M		9.2.1.18	The reserved value "All CRNCCC" shall not be used.	YES	ignore
<b>RL Information Response</b>		<i>0..&lt;maxno ofRLs&gt;</i>			EACH	ignore
>RL ID	M		9.2.1.53		–	
>DCH Information Response	O		9.2.1.20C		YES	ignore
>DSCH Information Response	O		9.2.3.5b	TDD only	YES	ignore
>USCH Information Response	O		9.2.3.29	TDD only	YES	ignore
>Not Used	O		NULL		–	
>DL Power Balancing Updated Indicator	O		9.2.2.12D		YES	ignore
>E-DCH RL Set ID	O		RL Set ID 9.2.2.39		YES	ignore
>E-DCH FDD DL Control Channel Information	O		9.2.2.13Dc		YES	ignore
>E-DCH FDD Information Response	O		9.2.2.13Db		YES	ignore
Criticality Diagnostics	O		9.2.1.17		YES	ignore
Target Communication Control Port ID	O		Communication Control Port ID 9.2.1.15		YES	ignore
HS-DSCH FDD Information Response	O		9.2.2.18E	FDD only	YES	ignore
HS-DSCH TDD Information Response	O		9.2.3.5G	TDD only	YES	ignore

Range Bound	Explanation
<i>maxnoofRLs</i>	Maximum number of RLs for a UE

### 9.1.44 RADIO LINK RECONFIGURATION FAILURE

IE/Group Name	Presence	Range	IE Type and Reference	Semantics Description	Criticality	Assigned Criticality
Message Discriminator	M		9.2.1.45		–	
Message Type	M		9.2.1.46		YES	reject
Transaction ID	M		9.2.1.62		–	
CRNC Communication Context ID	M		9.2.1.18	The reserved value "All CRNCCC" shall not be used.	YES	ignore
CHOICE <i>Cause Level</i>	M				YES	ignore
> <i>General</i>					–	
>> <i>Cause</i>	M		9.2.1.6		YES	ignore
> <i>RL Specific</i>					–	
>> <b>RLs Causing Reconfiguration Failure</b>		0..<maxno ofRLs>			EACH	ignore
>>>RL ID	M		9.2.1.53		–	
>>> <i>Cause</i>	M		9.2.1.6		–	
Criticality Diagnostics	O		9.2.1.17		YES	ignore

Range Bound	Explanation
<i>maxnoofRLs</i>	Maximum number of RLs for a UE

### 9.1.45 RADIO LINK RECONFIGURATION COMMIT

IE/Group Name	Presence	Range	IE Type and Reference	Semantics Description	Criticality	Assigned Criticality
Message Discriminator	M		9.2.1.45		–	
Message type	M		9.2.1.46		YES	ignore
Transaction ID	M		9.2.1.62		–	
Node B Communication Context ID	M		9.2.1.48	The reserved value "All NBCC" shall not be used.	YES	ignore
CFN	M		9.2.1.7		YES	ignore
Active Pattern Sequence Information	O		9.2.2.A	FDD only	YES	ignore

### 9.1.46 RADIO LINK RECONFIGURATION CANCEL

IE/Group Name	Presence	Range	IE Type and Reference	Semantics Description	Criticality	Assigned Criticality
Message Discriminator	M		9.2.1.45		–	
Message type	M		9.2.1.46		YES	ignore
Transaction ID	M		9.2.1.62		–	
Node B Communication Context ID	M		9.2.1.48	The reserved value "All NBCC" shall not be used.	YES	ignore

## 9.1.47 RADIO LINK RECONFIGURATION REQUEST

## 9.1.47.1 FDD Message

IE/Group Name	Presence	Range	IE Type and Reference	Semantics Description	Criticality	Assigned Criticality
Message Discriminator	M		9.2.1.45		–	
Message Type	M		9.2.1.46		YES	reject
Transaction ID	M		9.2.1.62		–	
Node B Communication Context ID	M		9.2.1.48	The reserved value "All NBCC" shall not be used.	YES	reject
<b>UL DPCH Information</b>		0..1			YES	reject
>TFCS	O		9.2.1.58	For the UL.	–	
>UL DPDCH Indicator For E-DCH Operation	O		9.2.2.61		YES	reject
<b>DL DPCH Information</b>		0..1			YES	reject
>TFCS	O		9.2.1.58	For the DL.	–	
>TFCI Signalling Mode	O		9.2.2.50		–	
>Limited Power Increase	O		9.2.2.18A		–	
DCHs To Modify	O		DCHs FDD To Modify 9.2.2.4E		YES	reject
DCHs To Add	O		DCH FDD Information 9.2.2.4D		YES	reject
<b>DCHs To Delete</b>		0..<maxno ofDCHs>			GLOBAL	reject
>DCH ID	M		9.2.1.20		–	
<b>Radio Link Information</b>		0..<maxno ofRLs>			EACH	reject
>RL ID	M		9.2.1.53		–	
>Maximum DL Power	O		DL Power 9.2.1.21	Maximum allowed power on DPCH or on F-DPCH	–	
>Minimum DL Power	O		DL Power 9.2.1.21	Minimum allowed power on DPCH or on F-DPCH	–	
>DL Code Information	C-SF/2		FDD DL Code Information 9.2.2.14A		–	
>DL Reference Power	O		DL Power 9.2.1.21	Power on DPCH or on F-DPCH	YES	ignore
>RL Specific DCH Information	O		9.2.1.53G		YES	ignore
>E-DCH RL Indication	O		9.2.2.13De		YES	reject
>RL Specific E-DCH Information	O		9.2.2.39a		YES	ignore
Transmission Gap Pattern Sequence Information	O		9.2.2.53A		YES	reject
Signalling Bearer Request Indicator	O		9.2.1.55A		YES	reject
HS-DSCH Information	O		HS-DSCH FDD Information 9.2.2.18D		YES	reject

HS-DSCH Information To Modify Unsynchronised	O		9.2.1.31HA		YES	reject
HS-DSCH MAC-d Flows To Add	O		HS-DSCH MAC-d Flows Information 9.2.1.31IA		YES	reject
HS-DSCH MAC-d Flows To Delete	O		9.2.1.31IB		YES	reject
HS-DSCH-RNTI	C-HSDSCH RadioLink		9.2.1.31J		YES	reject
HS-PDSCH RL ID	O		RL ID 9.2.1.53		YES	reject
<b>E-DPCH Information</b>		<i>0..1</i>			YES	reject
>Maximum Set of E-DPDCHs	O		9.2.2.20C		–	
>Puncture Limit	O		9.2.1.50		–	
>E-TFCS Information	O		9.2.2.13Dh		–	
>E-TTI	O		9.2.2.13Di		–	
>E-DPCCH Power Offset	O		9.2.2.13Dj		–	
>E-RGCH 2-Index-Step Threshold	O		9.2.2.13lg		–	
>E-RGCH 3-Index-Step Threshold	O		9.2.2.13lh		–	
>HARQ Info for E-DCH	O		9.2.2.18ba		–	
>HS-DSCH Configured Indicator	O		9.2.2.18Ca		–	
E-DCH FDD Information	O		E-DCH FDD Information 9.2.2.13Da		YES	reject
E-DCH FDD Information To Modify	O		9.2.2.13Df		YES	reject
E-DCH MAC-d Flows To Add	O		E-DCH FDD MAC-d Flows Information 9.2.2.13M		YES	reject
E-DCH MAC-d Flows To Delete	O		9.2.2.13N		YES	reject
Serving E-DCH RL	O		9.2.2.48B		YES	reject

Range Bound	Explanation
<i>maxnoofDCHs</i>	Maximum number of DCHs for a UE
<i>maxnoofRLs</i>	Maximum number of RLs for a UE

Condition	Explanation
SF/2	The IE shall be present if the <i>Transmission Gap Pattern Sequence Information</i> IE is included and the indicated Downlink Compressed Mode method for at least one of the included Transmission Gap Pattern Sequence is set to "SF/2".
HSDSCHRadio Link	The IE shall be present if <i>HS-PDSCH RL ID</i> IE is present.

## 9.1.47.2 TDD Message

IE/Group Name	Presence	Range	IE Type and Reference	Semantics Description	Criticality	Assigned Criticality
Message Discriminator	M		9.2.1.45		–	
Message Type	M		9.2.1.46		YES	reject
Transaction ID	M		9.2.1.62		–	
Node B Communication Context ID	M		9.2.1.48	The reserved value "All NBCC" shall not be used.	YES	reject
<b>UL CcTrCH To Modify</b>		<i>0..&lt;maxno of CcTrCHs&gt;</i>			EACH	notify
>CcTrCH ID	M		9.2.3.3		–	
>TFCS	O		9.2.1.58		–	
>Puncture Limit	O		9.2.1.50		–	
>UL SIR Target	O		UL SIR 9.2.1.67A	Applicable to 1.28Mcps TDD only	YES	reject
<b>UL CcTrCH To Delete</b>		<i>0..&lt;maxno of CcTrCHs&gt;</i>			EACH	notify
>CcTrCH ID	M		9.2.3.3		–	
<b>DL CcTrCH To Modify</b>		<i>0..&lt;maxno of CcTrCHs&gt;</i>			EACH	notify
>CcTrCH ID	M		9.2.3.3		–	
>TFCS	O		9.2.1.58		–	
>Puncture Limit	O		9.2.1.50		–	
<b>&gt;DL CcTrCH To Modify Per RL</b>		<i>0..&lt;maxno of RLS&gt;</i>		See note 1 below		
>>DL DPCH To Modify LCR		<i>0..1</i>		Applicable to 1.28Mcps TDD only	YES	ignore
>>>DL Timeslot Information LCR		<i>0..&lt;maxno of DLtsLCR&gt;</i>			–	
>>>>Time Slot LCR	M		9.2.3.24A		–	
>>>>Maximum DL Power	O		DL Power 9.2.1.21	Maximum allowed power on DPCH	–	
>>>>Minimum DL Power	O		DL Power 9.2.1.21	Minimum allowed power on DPCH	–	
>>CcTrCH Maximum DL Transmission Power	O		DL Power 9.2.1.21		YES	ignore
>>CcTrCH Minimum DL Transmission Power	O		DL Power 9.2.1.21		YES	ignore
>>RL ID	O		9.2.1.53		YES	ignore
<b>DL CcTrCH To Delete</b>		<i>0..&lt;maxno of CcTrCHs&gt;</i>			EACH	notify
>CcTrCH ID	M		9.2.3.3		–	
DCHs To Modify	O		DCHs TDD To Modify 9.2.3.4D		YES	reject
DCHs To Add	O		DCH TDD Information 9.2.3.4C		YES	reject
<b>DCHs To Delete</b>		<i>0..&lt;maxno of DCHs&gt;</i>			GLOBAL	reject

>DCH ID	M		9.2.1.20		–	
<b>RL Information</b>		<i>0..&lt;maxno ofRLs&gt;</i>		See note 1 below	YES	reject
>RL ID	M		9.2.1.53		–	
>Maximum Downlink Power	O		DL Power 9.2.1.21		–	
>Minimum Downlink Power	O		DL Power 9.2.1.21		–	
>RL Specific DCH Information	O		9.2.1.53G		YES	ignore
<b>&gt;UL Synchronisation Parameters LCR</b>		<i>0..1</i>		Mandatory for 1.28Mcps TDD. Not Applicable to 3.84Mcps TDD.	YES	ignore
>>Uplink Synchronisation Step Size	M		9.2.3.26H		–	
>>Uplink Synchronisation Frequency	M		9.2.3.26G		–	
Signalling Bearer Request Indicator	O		9.2.1.55A		YES	reject
HS-DSCH Information	O		HS-DSCH TDD Information 9.2.2.18D		YES	reject
HS-DSCH Information To Modify Unsynchronised	O		9.2.1.31HA		YES	reject
HS-DSCH MAC-d Flows To Add	O		HS-DSCH MAC-d Flows Information 9.2.1.31IA		YES	reject
HS-DSCH MAC-d Flows To Delete	O		9.2.1.31IB		YES	reject
HS-DSCH-RNTI	C- HSDSCH RadioLink		9.2.1.31J		YES	reject
HS-PDSCH RL ID	O		RL ID 9.2.1.53		YES	reject

Note 1: This information element is a simplified representation of the ASN.1. Repetition 1 and repetition 2 through maxnoofRLs are represented by separate ASN.1 structures with different criticality.

Range Bound	Explanation
<i>maxnoofCCTrCHs</i>	Maximum number of CCTrCHs for a UE
<i>maxnoofDLtsLCR</i>	Maximum number of Downlink time slots per Radio Link for 1.28Mcps TDD
<i>maxnoofDCHs</i>	Maximum number of DCHs for a UE
<i>maxnoofRLs</i>	Maximum number of RLs for one UE
<i>maxnoofMACdFlows</i>	Maximum number of MAC-d Flows

Condition	Explanation
HSDSCHRadio Link	The IE shall be present if <i>HS-PDSCH RL ID</i> IE is present.

## 9.1.48 RADIO LINK RECONFIGURATION RESPONSE

IE/Group Name	Presence	Range	IE Type and Reference	Semantics Description	Criticality	Assigned Criticality
Message Discriminator	M		9.2.1.45		–	
Message Type	M		9.2.1.46		YES	reject
Transaction ID	M		9.2.1.62		–	
CRNC Communication Context ID	M		9.2.1.18	The reserved value "All CRNCCC" shall not be used.	YES	ignore
<b>RL Information Response</b>		<i>0..&lt;maxno ofRLs&gt;</i>			EACH	ignore
>RL ID	M		9.2.1.53		–	
>DCH Information Response	O		9.2.1.20C		YES	ignore
>DL Power Balancing Updated Indicator	O		9.2.2.12D	FDD only	YES	ignore
>E-DCH RL Set ID	O		RL Set ID 9.2.2.39		YES	ignore
>E-DCH FDD DL Control Channel Information	O		9.2.2.13Dc		YES	ignore
>E-DCH FDD Information Response	O		9.2.2.13Db		YES	ignore
Criticality Diagnostics	O		9.2.1.17		YES	ignore
Target Communication Control Port ID	O		Communication Control Port ID 9.2.1.15		YES	ignore
HS-DSCH FDD Information Response	O		9.2.2.18E	FDD only	YES	ignore
HS-DSCH TDD Information Response	O		9.2.3.5G	TDD only	YES	ignore

Range Bound	Explanation
<i>maxnoofRLs</i>	Maximum number of RLs for a UE

## 9.1.49 RADIO LINK DELETION REQUEST

IE/Group Name	Presence	Range	IE Type and Reference	Semantics Description	Criticality	Assigned Criticality
Message Discriminator	M		9.2.1.45		–	
Message Type	M		9.2.1.46		YES	reject
Transaction ID	M		9.2.1.62		–	
Node B Communication Context ID	M		9.2.1.48	The reserved value "All NBCC" shall not be used.	YES	reject
CRNC Communication Context ID	M		9.2.1.18		YES	reject
<b>RL Information</b>		<i>1..&lt;maxno ofRLs&gt;</i>			EACH	notify
>RL ID	M		9.2.1.53		–	



Range Bound	Explanation
<i>maxnoofRLs</i>	Maximum number of radio links for one UE

### 9.1.50 RADIO LINK DELETION RESPONSE

IE/Group Name	Presence	Range	IE Type and Reference	Semantics Description	Criticality	Assigned Criticality
Message Discriminator	M		9.2.1.45		–	
Message Type	M		9.2.1.46		YES	reject
Transaction ID	M		9.2.1.62		–	
CRNC Communication Context ID	M		9.2.1.18	The reserved value "All CRNCCC" shall not be used.	YES	ignore
Criticality Diagnostics	O		9.2.1.17		YES	ignore

### 9.1.51 DL POWER CONTROL REQUEST [FDD]

IE/Group Name	Presence	Range	IE Type and Reference	Semantics Description	Criticality	Assigned Criticality
Message Discriminator	M		9.2.1.45		–	
Message Type	M		9.2.1.46		YES	ignore
Transaction ID	M		9.2.1.62		–	
Node B Communication Context ID	M		9.2.1.48	The reserved value "All NBCC" shall not be used.	YES	ignore
Power Adjustment Type	M		9.2.2.27		YES	ignore
DL Reference Power	C-Common		DL power 9.2.1.21	Power on DPCH or on F-DPCH	YES	ignore
Inner Loop DL PC Status	O		9.2.2.18B		YES	ignore
<b>DL Reference Power Information</b>	C-Individual	<i>1..&lt;maxno ofRLs&gt;</i>			EACH	ignore
>RL ID	M		9.2.1.53		–	
>DL Reference Power	M		DL power 9.2.1.21	Power on DPCH or on F-DPCH	–	
Max Adjustment Step	C-Common OrIndividual		9.2.2.20		YES	ignore
Adjustment Period	C-Common OrIndividual		9.2.2.B		YES	ignore
Adjustment Ratio	C-Common OrIndividual		9.2.2.C		YES	ignore

Condition	Explanation
Common	The IE shall be present if the <i>Adjustment Type</i> IE is equal to "Common".
Individual	The IE shall be present if the <i>Adjustment Type</i> IE is equal to "Individual".
CommonOrIndividual	The IE shall be present if the <i>Adjustment Type</i> IE is equal to "Common" or "Individual".

Range Bound	Explanation
<i>maxnoofRLs</i>	Maximum number of Radio Links for a UE

## 9.1.52 DEDICATED MEASUREMENT INITIATION REQUEST

IE/Group Name	Presence	Range	IE Type and Reference	Semantics Description	Criticality	Assigned Criticality
Message Discriminator	M		9.2.1.45		–	
Message Type	M		9.2.1.46		YES	reject
Transaction ID	M		9.2.1.62		–	
Node B Communication Context ID	M		9.2.1.48	The reserved value "All NBCC" shall not be used when the Report characteristics type is set to "On Demand".	YES	reject
Measurement ID	M		9.2.1.42		YES	reject
CHOICE <i>Dedicated Measurement Object Type</i>	M				YES	reject
>RL					–	
>>RL Information		1..<maxno ofRLs>			EACH	reject
>>>RL ID	M		9.2.1.53		–	
>>>DPCH ID	O		9.2.3.5	TDD only	–	
>>>PUSCH Information		0..<maxno ofPUSCHs>		TDD only	GLOBAL	reject
>>>>PUSCH ID	M		9.2.3.12		–	
>>>>HS-SICH Information		0..<maxno ofHSSICHs>		TDD only	GLOBAL	reject
>>>>HS-SICH ID	M		9.2.3.5Gb		–	
>RLS				FDD only	–	
>>RL Set Information		1..<maxno ofRLSets>			–	
>>>RL Set ID	M		9.2.2.39		–	
>ALL RL			NULL		–	
>ALL RLS			NULL	FDD only	–	
Dedicated Measurement Type	M		9.2.1.23		YES	reject
Measurement Filter Coefficient	O		9.2.1.41		YES	reject
Report Characteristics	M		9.2.1.51		YES	reject
CFN Reporting Indicator	M		FN Reporting Indicator 9.2.1.29B		YES	reject
CFN	O		9.2.1.7		YES	reject
Number Of Reported Cell Portions	C-BestCellPortionsMeasurement		9.2.2.23D	FDD only	YES	reject
Measurement Recovery Behavior	O		9.2.1.43A		YES	ignore

<b>Condition</b>	<b>Explanation</b>
BestCellPortionsMeas	The IE shall be present if the <i>Dedicated Measurement Type</i> IE is set to "Best Cell Portions".

<b>Range Bound</b>	<b>Explanation</b>
<i>maxnoofRLs</i>	Maximum number of individual RLs a measurement can be started on
<i>maxnoofPUSCHs</i>	Maximum number of PUSCHs per RL a measurement can be started on
<i>maxnoofRLSets</i>	Maximum number of individual RL Sets a measurement can be started on
<i>maxnoofHSSICHs</i>	Maximum number of HSSICHs per RL a measurement can be started on

## 9.1.53 DEDICATED MEASUREMENT INITIATION RESPONSE

IE/Group Name	Presence	Range	IE Type and Reference	Semantics Description	Criticality	Assigned Criticality
Message Discriminator	M		9.2.1.45		–	
Message Type	M		9.2.1.46		YES	reject
Transaction ID	M		9.2.1.62		–	
CRNC Communication Context ID	M		9.2.1.18		YES	ignore
Measurement ID	M		9.2.1.42		YES	ignore
CHOICE <i>Dedicated Measurement Object Type</i>	O			Dedicated Measurement Object Type the measurement was initiated with	YES	ignore
>RL or ALL RL				See Note 1	–	
>>RL Information		1..<maxno ofRLs>			EACH	ignore
>>>RL ID	M		9.2.1.53		–	
>>>DPCH ID	O		9.2.3.5	TDD only	–	
>>>Dedicated Measurement Value	M		9.2.1.24		–	
>>>CFN	O		9.2.1.7	Dedicated Measurement Time Reference	–	
>>>PUSCH Information		0..<maxno ofPUSCHs >		TDD only See note3	GLOBAL	reject
>>>>PUSCH ID	M		9.2.3.12		–	
>>>>Dedicated Measurement Value	O		9.2.1.24		–	
>>>HS-SICH ID	O		9.2.3.5Gb	TDD only	YES	reject
>>>Multiple Dedicated Measurement Value Information		0..<maxno ofDPCHsPerRL-1>		Applicable to 3.84Mcps TDD only	GLOBAL	ignore
>>>>DPCH ID	M		9.2.3.5		–	
>>>>Dedicated Measurement Value	M		9.2.1.24		–	
>>>Multiple Dedicated Measurement Value Information LCR		0..<maxno ofDPCHsLCRPerRL-1>		Applicable to 1.28McpsTDD only	GLOBAL	ignore
>>>>DPCH ID	M		9.2.3.5		–	
>>>>Dedicated Measurement Value	M		9.2.1.24		–	
>>>Multiple HS-SICH Measurement Value Information		0..<maxno ofHSSICHs-1>		TDD only	GLOBAL	ignore
>>>>HS-SICH ID	M		9.2.3.5Gb		–	
>>>>Dedicated Measurement Value	M		9.2.1.24		–	
>RLS or ALL RLS				FDD only See Note 2	–	
>>RL Set Information		1..<maxno ofRLSets>			EACH	ignore
>>>RL Set ID	M		9.2.2.39		–	

>>>Dedicated Measurement Value	M		9.2.1.24		–	
>>>CFN	O		9.2.1.7	Dedicated Measurement Time Reference	–	
Criticality Diagnostics	O		9.2.1.17		YES	ignore
Measurement Recovery Support Indicator	O		9.2.1.43C		YES	ignore

Range Bound	Explanation
<i>maxnoofRLs</i>	Maximum number of individual RLs the measurement can be started on
<i>maxnoofPUSCHs</i>	Maximum number of PUSCHs per RL a measurement can be started on
<i>maxnoofRLSets</i>	Maximum number of individual RL Sets a measurement can be started on
<i>maxnoofDPCHsPerRL</i>	Maximum number of DPCHs per RL a measurement can be started on for 3.84Mcps TDD
<i>maxnoofDPCHsLCRPerRL</i>	Maximum number of DPCHs per RL a measurement can be started on for 1.28Mcps TDD
<i>maxnoofHSSICHs</i>	Maximum number of HSSICHs per RL a measurement can be started on

Note 1: This is a simplified representation of the ASN.1: there are two different choice tags "RL" and "ALL RL" in the ASN.1, each having exactly the same structure.

Note 2: This is a simplified representation of the ASN.1: there are two different choice tags "RLS" and "ALL RLS" in the ASN.1, each having exactly the same structure.

Note 3: This information element is a simplified representation of the ASN.1. Repetition 1 and repetition 2 through *maxnoofPUSCHs* are represented by separate ASN.1 structures with different criticality.

## 9.1.54 DEDICATED MEASUREMENT INITIATION FAILURE

IE/Group Name	Presence	Range	IE Type and Reference	Semantics Description	Criticality	Assigned Criticality
Message Discriminator	M		9.2.1.45		–	
Message Type	M		9.2.1.46		YES	reject
Transaction ID	M		9.2.1.62		–	
CRNC Communication Context ID	M		9.2.1.18		YES	ignore
Measurement ID	M		9.2.1.42		YES	ignore
Cause	M		9.2.1.6		YES	ignore
Criticality Diagnostics	O		9.2.1.17		YES	ignore

## 9.1.55 DEDICATED MEASUREMENT REPORT

IE/Group Name	Presence	Range	IE Type and Reference	Semantics Description	Criticality	Assigned Criticality
Message Discriminator	M		9.2.1.45		–	
Message Type	M		9.2.1.46		YES	ignore
Transaction ID	M		9.2.1.62		–	
CRNC Communication Context ID	M		9.2.1.18	The reserved value "All CRNCCC" shall not be used.	YES	ignore
Measurement ID	M		9.2.1.42		YES	ignore
CHOICE <i>Dedicated Measurement Object Type</i>	M			Dedicated Measurement Object Type the measurement was initiated with	YES	ignore
<i>&gt;RL or ALL RL</i>				See Note 1	–	
<b>&gt;&gt;RL Information</b>		<i>1..&lt;maxno ofRLs&gt;</i>			EACH	ignore
>>>RL ID	M		9.2.1.53		–	
>>>DPCH ID	O		9.2.3.5	TDD only	–	
>>>Dedicated Measurement Value Information	M		9.2.1.24A		–	
<b>&gt;&gt;&gt;PUSCH Information</b>		<i>0..&lt;maxno ofPUSCHs &gt;</i>		TDD only See note3	GLOBAL	reject
>>>>PUSCH ID	M		9.2.3.12		–	
>>>> Dedicated Measurement Value	O		9.2.1.24		–	
>>>HS-SICH ID	O		9.2.3.5Gb	TDD only	YES	reject
<i>&gt;RLS or ALL RLS</i>				FDD only See Note 2	–	
<b>&gt;&gt;RL Set Information</b>		<i>1..&lt;maxno ofRLSets&gt;</i>			EACH	ignore
>>>RL Set ID	M		9.2.2.39		–	
>>>Dedicated Measurement Value Information	M		9.2.1.24A		–	
Measurement Recovery Reporting Indicator	O		9.2.1.43B		YES	ignore

Range Bound	Explanation
<i>maxnoofRLs</i>	Maximum number of individual RLS the measurement can be started on
<i>maxnoofPUSCHs</i>	Maximum number of PUSCHs per RL a measurement can be started on
<i>maxnoofRLSets</i>	Maximum number of individual RL Sets a measurement can be started on

Note 1: This is a simplified representation of the ASN.1: there are two different choice tags "RL" and "ALL RL" in the ASN.1, each having exactly the same structure.

Note 2: This is a simplified representation of the ASN.1: there are two different choice tags "RLS" and "ALL RLS" in the ASN.1, each having exactly the same structure.

Note 3: This information element is a simplified representation of the ASN.1. Repetition 1 and repetition 2 through maxnoofPUSCHs are represented by separate ASN.1 structures with different criticality.

### 9.1.56 DEDICATED MEASUREMENT TERMINATION REQUEST

IE/Group Name	Presence	Range	IE Type and Reference	Semantics Description	Criticality	Assigned Criticality
Message Discriminator	M		9.2.1.45		–	
Message Type	M		9.2.1.46		YES	ignore
Transaction ID	M		9.2.1.62		–	
Node B Communication Context ID	M		9.2.1.48	The reserved value "All NBCC" shall be used if this value was used when initiating the measurement. Otherwise, the reserved value "All NBCC" shall not be used.	YES	ignore
Measurement ID	M		9.2.1.42		YES	ignore

### 9.1.57 DEDICATED MEASUREMENT FAILURE INDICATION

IE/Group Name	Presence	Range	IE Type and Reference	Semantics Description	Criticality	Assigned Criticality
Message Discriminator	M		9.2.1.45		–	
Message Type	M		9.2.1.46		YES	ignore
Transaction ID	M		9.2.1.62		–	
CRNC Communication Context ID	M		9.2.1.18	The reserved value "All CRNCCC" shall be used if the Node B Communication Context ID was set to "All NBCC" when initiating the measurement. Otherwise, the reserved value "All CRNCCC" shall not be used.	YES	ignore
Measurement ID	M		9.2.1.42		YES	ignore
Cause	M		9.2.1.6		YES	ignore

## 9.1.58 RADIO LINK FAILURE INDICATION

IE/Group Name	Presence	Range	IE Type and Reference	Semantics Description	Criticality	Assigned Criticality
Message Discriminator	M		9.2.1.45		–	
Message Type	M		9.2.1.46		YES	ignore
Transaction ID	M		9.2.1.62		–	
CRNC Communication Context ID	M		9.2.1.18	The reserved value "All CRNCCC" shall not be used.	YES	ignore
CHOICE <i>Reporting Object</i>	M			Object for which the Failure shall be reported.	YES	ignore
>RL					–	
>>RL Information		1..<maxno ofRLs>			EACH	ignore
>>>RL ID	M		9.2.1.53		–	
>>>Cause	M		9.2.1.6		–	
>RL Set				FDD only	–	
>>RL Set Information		1..<maxno ofRLSets>			EACH	ignore
>>>RL Set ID	M		9.2.2.39		–	
>>>Cause	M		9.2.1.6		–	
>CCTrCH				TDD only	–	
>>RL ID	M		9.2.1.53		–	
>>CCTrCH List		1..<maxno ofCCTrCHs>			EACH	ignore
>>>CCTrCH ID	M		9.2.3.3		–	
>>>Cause	M		9.2.1.6		–	

Range Bound	Explanation
<i>maxnoofRLs</i>	Maximum number of RLs for one UE
<i>maxnoofRLSets</i>	Maximum number of RL Sets for one UE
<i>maxnoofCCTrCHs</i>	Maximum number of CCTrCHs for a UE



## 9.1.59 RADIO LINK RESTORE INDICATION

IE/Group Name	Presence	Range	IE Type and Reference	Semantics Description	Criticality	Assigned Criticality
Message Discriminator	M		9.2.1.45		–	
Message Type	M		9.2.1.46		YES	ignore
Transaction ID	M		9.2.1.62		–	
CRNC Communication Context ID	M		9.2.1.18	The reserved value "All CRNCCC" shall not be used.	YES	ignore
CHOICE <i>Reporting Object</i>	M			Object for which the Restoration shall be reported.	YES	ignore
>RL				TDD only	–	
>>Radio Link Information		1..<maxno ofRLs>			EACH	ignore
>>>RL ID	M		9.2.1.53		–	
>RL Set				FDD only	–	
>>RL Set Information		1..<maxno ofRLSets>			EACH	ignore
>>>RL Set ID	M		9.2.2.39		–	
>CCTrCH				TDD only	–	
>>RL ID	M		9.2.1.53		–	
>>CCTrCH List		1..<maxno ofCCTrCHs>			EACH	ignore
>>>CCTrCH ID	M		CCTrCH ID 9.2.3.3		–	

Range Bound	Explanation
<i>maxnoofRLs</i>	Maximum number of RLs for one UE
<i>maxnoofRLSets</i>	Maximum number of RL Sets for one UE
<i>maxnoofCCTrCHs</i>	Maximum number of CCTrCHs for a UE

## 9.1.60 COMPRESSED MODE COMMAND [FDD]

IE/Group Name	Presence	Range	IE Type and Reference	Semantics Description	Criticality	Assigned Criticality
Message Discriminator	M		9.2.1.45		–	
Message Type	M		9.2.1.46		YES	ignore
Transaction ID	M		9.2.1.62		–	
Node B Communication Context ID	M		9.2.1.48	The reserved value "All NBCC" shall not be used.	YES	ignore
Active Pattern Sequence Information	M		9.2.2.A		YES	ignore

## 9.1.61 ERROR INDICATION

IE/Group Name	Presence	Range	IE Type and Reference	Semantics Description	Criticality	Assigned Criticality
Message Discriminator	M		9.2.1.45		–	
Message Type	M		9.2.1.46		YES	ignore
Transaction ID	M		9.2.1.62		–	
CRNC Communication Context ID	O		9.2.1.18	The reserved value "All CRNCCC" shall not be used.	YES	ignore
Node B Communication Context ID	O		9.2.1.48	The reserved value "All NBCC" shall not be used.	YES	ignore
Cause	O		9.2.1.6		YES	ignore
Criticality Diagnostics	O		9.2.1.17		YES	ignore

## 9.1.62 PHYSICAL SHARED CHANNEL RECONFIGURATION REQUEST

### 9.1.62.1 FDD Message

IE/Group Name	Presence	Range	IE Type and Reference	Semantics Description	Criticality	Assigned Criticality
Message Discriminator	M		9.2.1.45		–	
Message Type	M		9.2.1.46		YES	reject
Transaction ID	M		9.2.1.62		–	
C-ID	M		9.2.1.9		YES	reject
Configuration Generation ID	M		9.2.1.16		YES	reject
SFN	O		9.2.1.53A		YES	reject
HS-PDSCH, HS-SCCH, E-AGCH, E-RGCH and E-HICH Total Power	O		Maximum Transmission Power 9.2.1.40	Maximum transmission power to be allowed for HS-PDSCH, HS-SCCH, E-AGCH, E-RGCH and E-HICH codes	YES	reject
HS-PDSCH And HS-SCCH Scrambling Code	O		DL Scrambling Code 9.2.2.13	Scrambling code on which HS-PDSCH and HS-SCCH is transmitted. 0= Primary scrambling code of the cell 1...15 = Secondary scrambling code	YES	reject
HS-PDSCH FDD Code Information	O		9.2.2.18F		YES	reject
HS-SCCH FDD Code Information	O		9.2.2.18G		YES	reject

E-AGCH And E-RGCH/E-HICH FDD Scrambling Code	O		DL Scrambling Code 9.2.2.13	Scrambling code on which E-AGCH, E-RGCH and E-HICH are transmitted. 0= Primary scrambling code of the cell 1...15 = Secondary scrambling code	YES	reject
E-AGCH Code FDD Information	O		9.2.2.13b		YES	reject
E-RGCH/E-HICH Code FDD Information	O		9.2.2.13a		YES	reject
<b>HSDPA And E-DCH Cell Portion Information</b>		<i>0..&lt;maxNo ofCellPortions&gt;</i>			GLOBAL	reject
>Cell Portion ID	M		9.2.2.1Ca		–	
>HS-PDSCH And HS-SCCH Scrambling Code	O		DL Scrambling Code 9.2.2.13	Scrambling code on which HS-PDSCH and HS-SCCH is transmitted over cell portion.	–	
>HS-PDSCH FDD Code Information	O		9.2.2.18F		–	
>HS-SCCH FDD Code Information	O		9.2.2.18G		–	
>HS-PDSCH, HS-SCCH, E-AGCH, E-RGCH and E-HICH Total Power	O		Maximum Transmission Power 9.2.1.40	Maximum transmission power to be allowed for HS-PDSCH, HS-SCCH and E-AGCH, E-RGCH and E-HICH codes over cell portion	–	
>E-AGCH And E-RGCH/E-HICH FDD Scrambling Code	O		DL Scrambling Code 9.2.2.13	Scrambling code on which E-AGCH, E-RGCH and E-HICH are transmitted over cell portion.	–	
>E-AGCH Code FDD Information	O		9.2.2.13b		–	
>E-RGCH/E-HICH Code FDD Information	O		9.2.2.13a		–	
Maximum Target Received Total Wide Band Power	O		9.2.2.21a		YES	reject
Reference Received Total Wide Band Power	O		9.2.2.39B		YES	Ignore
Target Non-serving E-DCH to Total E-DCH Power ratio	O		9.2.2.21b		YES	reject

Range Bound	Explanation
<i>MaxNoofCellPortions</i>	Maximum number of Cell Portions in a cell

### 9.1.62.2 TDD Message

IE/Group Name	Presence	Range	IE Type and Reference	Semantics Description	Criticality	Assigned Criticality
Message Discriminator	M		9.2.1.45		–	
Message Type	M		9.2.1.46		YES	reject
Transaction ID	M		9.2.1.62		–	
C-ID	M		9.2.1.9		YES	reject
SFN	O		9.2.1.53A		YES	reject
<b>PDSCH Sets To Add</b>		<i>0..&lt;maxno ofPDSCH Sets&gt;</i>			GLOBAL	reject
>PDSCH Set ID	M		9.2.3.11		–	
<b>&gt;PDSCH To Add Information</b>		<i>0..1</i>		Mandatory for 3.84Mcps TDD. Not Applicable to 1.28Mcps TDD.	YES	reject
>>Repetition Period	M		9.2.3.16		–	
>>Repetition Length	M		9.2.3.15		–	
>>TDD Physical Channel Offset	M		9.2.3.20		–	
<b>&gt;&gt;DL Timeslot Information</b>		<i>1..&lt;maxno ofDLts&gt;</i>			–	
>>>Time Slot	M		9.2.3.23		–	
>>>Midamble Shift And Burst Type	M		9.2.3.7		–	
>>>TFCI Presence	M		9.2.1.57		–	
<b>&gt;&gt;&gt;DL Code Information</b>		<i>1..&lt;maxno ofPDSCHs &gt;</i>			–	
>>>>PDSCH ID	M		9.2.3.10		–	
>>>>TDD Channelisation Code	M		9.2.3.19		–	
<b>&gt;PDSCH To Add Information LCR</b>		<i>0..1</i>		Mandatory for 1.28Mcps TDD. Not Applicable to 3.84Mcps TDD.	YES	reject
>>Repetition Period	M		9.2.3.16		–	
>>Repetition Length	M		9.2.3.15		–	
>>TDD Physical Channel Offset	M		9.2.3.20		–	
<b>&gt;&gt;DL Timeslot Information LCR</b>		<i>1..&lt;maxno ofDLtsLCR &gt;</i>			–	
>>>Time Slot LCR	M		9.2.3.24A		–	
>>>Midamble Shift LCR	M		9.2.3.7A		–	
>>>TFCI Presence	M		9.2.1.57		–	
<b>&gt;&gt;&gt;DL Code Information LCR</b>		<i>1..&lt;maxno ofPDSCHs &gt;</i>			–	
>>>>PDSCH ID	M		9.2.3.10		–	

>>>>TDD Channelisation Code LCR	M		9.2.3.19a		–	
>>>> TDD DL DPCH Time Slot Format LCR	O		9.2.3.19D		YES	reject
>>TSTD Indicator	O		9.2.1.64		YES	reject
<b>PDSCH Sets To Modify</b>		<i>0..&lt;maxno of PDSCHSets&gt;</i>			GLOBAL	reject
>PDSCH Set ID	M		9.2.3.11		–	
>CHOICE HCR or LCR	M			See note 1 below	–	
>>3.84Mcps TDD					–	
<b>&gt;&gt;&gt;PDSCH To Modify Information</b>		1			YES	reject
>>>>Repetition Period	O		9.2.3.16		–	
>>>>Repetition Length	O		9.2.3.15		–	
>>>>TDD Physical Channel Offset	O		9.2.3.20		–	
<b>&gt;&gt;&gt;&gt;DL Timeslot Information</b>		<i>0..&lt;maxno ofDLts&gt;</i>			–	
>>>>>Time Slot	M		9.2.3.23		–	
>>>>>Midamble Shift And Burst Type	O		9.2.3.7		–	
>>>>>TFCI Presence	O		9.2.1.57		–	
<b>&gt;&gt;&gt;&gt;&gt;DL Code Information</b>		<i>0..&lt;maxno ofPDSCHs&gt;</i>			–	
>>>>>>PDSCH ID	M		9.2.3.10		–	
>>>>>>TDD Channelisation Code	M		9.2.3.19		–	
>>1.28Mcps TDD					–	
<b>&gt;&gt;&gt;PDSCH To Modify Information LCR</b>		1			YES	reject
>>>>Repetition Period	O		9.2.3.16		–	
>>>>Repetition Length	O		9.2.3.15		–	
>>>>TDD Physical Channel Offset	O		9.2.3.20		–	
<b>&gt;&gt;&gt;&gt;DL Timeslot Information LCR</b>		<i>0..&lt;maxno ofDLtsLCR&gt;</i>			–	
>>>>>Time Slot LCR	M		9.2.3.24A		–	
>>>>>Midamble Shift LCR	O		9.2.3.7A		–	
>>>>>TFCI Presence	O		9.2.1.57		–	
<b>&gt;&gt;&gt;&gt;&gt;DL Code Information LCR</b>		<i>0..&lt;maxno ofPDSCHs&gt;</i>			–	

>>>>>PDSCH ID	M		9.2.3.10		–	
>>>>>TDD Channelisation Code LCR	M		9.2.3.19a		–	
>>>>> TDD DL DPCH Time Slot Format LCR	O		9.2.3.19D		YES	reject
<b>PDSCH Sets To Delete</b>		<i>0..&lt;maxno of PDSCHSets&gt;</i>			GLOBAL	reject
>PDSCH Set ID	M		9.2.3.11		–	
<b>PUSCH Sets To Add</b>		<i>0..&lt;maxno of PUSCHSets&gt;</i>			GLOBAL	reject
>PUSCH Set ID	M		9.2.3.13		–	
<b>&gt;PUSCH To Add Information</b>		<i>0..1</i>		Mandatory for 3.84Mcps TDD. Not Applicable to 1.28Mcps TDD.	YES	reject
>>Repetition Period	M		9.2.3.16		–	
>>Repetition Length	M		9.2.3.15		–	
>>TDD Physical Channel Offset	M		9.2.3.20		–	
<b>&gt;&gt;UL Timeslot Information</b>		<i>1..&lt;maxno ofULts&gt;</i>			–	
>>>Time Slot	M		9.2.3.23		–	
>>>Midamble Shift And Burst Type	M		9.2.3.7		–	
>>>TFCI Presence	M		9.2.1.57		–	
<b>&gt;&gt;&gt;UL Code Information</b>		<i>1..&lt;maxno ofPUSCHs&gt;</i>			–	
>>>>PUSCH ID	M		9.2.3.12		–	
>>>>TDD Channelisation Code	M		9.2.3.19		–	
<b>&gt;PUSCH To Add Information LCR</b>		<i>0..1</i>		Mandatory for 1.28Mcps TDD. Not Applicable to 3.84Mcps TDD.	YES	reject
>>Repetition Period	M		9.2.3.16		–	
>>Repetition Length	M		9.2.3.15		–	
>>TDD Physical Channel Offset	M		9.2.3.20		–	
<b>&gt;&gt;UL Timeslot Information LCR</b>		<i>1..&lt;maxno ofULtsLCR&gt;</i>			–	
>>>Time Slot LCR	M		9.2.3.24A		–	
>>>Midamble Shift LCR	M		9.2.3.7A		–	
>>>TFCI Presence	M		9.2.1.57		–	
<b>&gt;&gt;&gt;UL Code Information LCR</b>		<i>1..&lt;maxno ofPUSCHs LCR&gt;</i>			–	
>>>>PUSCH ID	M		9.2.3.12		–	
>>>>TDD Channelisation Code LCR	M		9.2.3.19a		–	

>>>>TDD UL DPCH Time Slot Format LCR	O		9.2.3.21C		YES	reject
<b>PUSCH Sets To Modify</b>		<i>0..&lt;maxno of PUSCHSets&gt;</i>			GLOBAL	reject
>PUSCH Set ID	M		9.2.3.13		–	
>CHOICE <i>HCR or LCR</i>	M			See note 1 below	–	
>>3.84Mcps TDD					–	
<b>&gt;&gt;&gt;PUSCH To Modify Information</b>		1			YES	reject
>>>>Repetition Period	O		9.2.3.16		–	
>>>>Repetition Length	O		9.2.3.15		–	
>>>>TDD Physical Channel Offset	O		9.2.3.20		–	
<b>&gt;&gt;&gt;&gt;UL Timeslot Information</b>		<i>0..&lt;maxno of ULts&gt;</i>			–	
>>>>>Time Slot	M		9.2.3.23		–	
>>>>>Midamble Shift And Burst Type	O		9.2.3.7		–	
>>>>>TFCI Presence	O		9.2.1.57		–	
<b>&gt;&gt;&gt;&gt;&gt;UL Code Information</b>		<i>0..&lt;maxno of PUSCHs&gt;</i>			–	
>>>>>>PUSCH ID	M		9.2.3.12		–	
>>>>>>TDD Channelisation Code	M		9.2.3.19		–	
>>1.28Mcps TDD					–	
<b>&gt;&gt;&gt;PUSCH To Modify Information LCR</b>		1			YES	reject
>>>>Repetition Period	O		9.2.3.16		–	
>>>>Repetition Length	O		9.2.3.15		–	
>>>>TDD Physical Channel Offset	O		9.2.3.20		–	
<b>&gt;&gt;&gt;&gt;UL Timeslot Information LCR</b>		<i>0..&lt;maxno of ULtsLCR&gt;</i>			–	
>>>>>Time Slot LCR	M		9.2.3.24A		–	
>>>>>Midamble Shift LCR	O		9.2.3.7A		–	
>>>>>TFCI Presence	O		9.2.1.57		–	
<b>&gt;&gt;&gt;&gt;&gt;UL Code Information LCR</b>		<i>0..&lt;maxno of PUSCHs LCR&gt;</i>			–	
>>>>>>PUSCH ID	M		9.2.3.12		–	

>>>>>TDD Channelisation Code LCR	M		9.2.3.19a		–	
>>>>>TDD UL DPCH Time Slot Format LCR	O		9.2.3.21C		YES	reject
<b>PUSCH Sets To Delete</b>		<i>0..&lt;maxno ofPUSCH Sets&gt;</i>			GLOBAL	reject
>PUSCH Set ID	M		9.2.3.13		–	
<b>HS-PDSCH TDD Information</b>		<i>0..1</i>			GLOBAL	reject
<b>&gt;DL Timeslot and Code Information</b>		<i>0..&lt;maxno ofDLts&gt;</i>		Mandatory for 3.84Mcps TDD. Not Applicable to 1.28Mcps TDD.	–	
>>Time Slot	M		9.2.3.23		–	
>>Midamble Shift And Burst Type	M		9.2.3.7		–	
<b>&gt;&gt;Codes</b>		<i>1..&lt;maxno ofHSPDS CHs&gt;</i>			–	
>>>TDD Channelisation Code	M		9.2.3.19		–	
>>HS-PDSCH and HS-SCCH Total Power	O		Maximum Transmission Power 9.2.1.40	Maximum transmission power to be allowed for HS-PDSCH and HS-SCCH codes in the timeslot	YES	reject
<b>&gt;DL Timeslot and Code Information LCR</b>		<i>0..&lt;maxno ofDLtsLCR&gt;</i>		Mandatory for 1.28Mcps TDD. Not Applicable to 3.84Mcps TDD.	–	
>>Time Slot LCR	M		9.2.3.24a		–	
>>Midamble Shift LCR	M		9.2.3.7A		–	
<b>&gt;&gt;Codes LCR</b>		<i>1..&lt;maxno ofHSPDS CHs&gt;</i>			–	
>>>TDD Channelisation Code	M		9.2.3.19		–	
>>HS-PDSCH and HS-SCCH Total Power	O		Maximum Transmission Power 9.2.1.40	Maximum transmission power to be allowed for HS-PDSCH and HS-SCCH codes in the timeslot	YES	reject
<b>Add to HS-SCCH Resource Pool</b>		<i>0..1</i>			GLOBAL	reject
<b>&gt;HS-SCCH Information</b>		<i>0..&lt;maxno ofHSSCC Hs&gt;</i>		Applicable to 3.84Mcps TDD only	–	
>>HS-SCCH ID	M		9.2.3.5Ga		–	
>>Time Slot	M		9.2.3.23		–	
>>Midamble Shift And Burst Type	M		9.2.3.7		–	



>>TDD Channelisation Code	M		9.2.3.19		–	
>>Maximum HS-SCCH Power	M		DL Power 9.2.1.21		–	
<b>&gt;&gt;HS-SICH Information</b>		1			–	
>>>HS-SICH ID	M		9.2.3.5Gb		–	
>>>Time Slot	M		9.2.3.23		–	
>>>Midamble Shift And Burst Type	M		9.2.3.7		–	
>>>TDD Channelisation Code	M		9.2.3.19		–	
<b>&gt;HS-SCCH Information LCR</b>		0..<maxno ofHSSCC Hs>		Applicable to 1.28Mcps TDD only	GLOBAL	reject
>>HS-SCCH ID	M		9.2.3.5Ga		–	
>>Time Slot LCR	M		9.2.3.24a		–	
>>Midamble Shift LCR	M		9.2.3.7A		–	
>>First TDD Channelisation Code	M		TDD Channelisation Code 9.2.3.19		–	
>>Second TDD Channelisation Code	M		TDD Channelisation Code 9.2.3.19		–	
>>Maximum HS-SCCH Power	M		DL Power 9.2.1.21		–	
<b>&gt;&gt;HS-SICH Information LCR</b>		1			–	
>>>HS-SICH ID	M		9.2.3.5Gb		–	
>>>Time Slot LCR	M		9.2.3.24a		–	
>>>Midamble Shift LCR	M		9.2.3.7A		–	
>>>TDD Channelisation Code	M		9.2.3.19		–	
<b>Modify HS-SCCH Resource Pool</b>		0..1			GLOBAL	reject
<b>&gt;HS-SCCH Information</b>		0..<maxno ofHSSCC Hs>		Applicable to 3.84Mcps TDD only	–	
>>HS-SCCH ID	M		9.2.3.5Ga		–	
>>Time Slot	O		9.2.3.23		–	
>>Midamble Shift And Burst Type	O		9.2.3.7		–	
>>TDD Channelisation Code	O		9.2.3.19		–	
>>Maximum HS-SCCH Power	O		DL Power 9.2.1.21		–	
<b>&gt;&gt;HS-SICH Information</b>		0..1			–	
>>>HS-SICH ID	M		9.2.3.5Gb		–	
>>>Time Slot	O		9.2.3.23		–	
>>>Midamble Shift And Burst Type	O		9.2.3.7		–	
>>>TDD Channelisation Code	O		9.2.3.19		–	
<b>&gt;HS-SCCH Information LCR</b>		0..<maxno ofHSSCC Hs>		Applicable to 1.28Mcps TDD only	GLOBAL	reject
>>HS-SCCH ID	M		9.2.3.5Ga		–	
>>Time Slot LCR	O		9.2.3.24a		–	

>>Midamble Shift LCR	O		9.2.3.7A		–	
>>First TDD Channelisation Code	O		TDD Channelisation Code 9.2.3.19		–	
>>Second TDD Channelisation Code	O		TDD Channelisation Code 9.2.3.19			
>>Maximum HS-SCCH Power	O		DL Power 9.2.1.21		–	
>>HS-SICH Information LCR		0..1			–	
>>>HS-SICH ID	M		9.2.3.5Gb		–	
>>>Time Slot LCR	O		9.2.3.24a		–	
>>Midamble Shift LCR	O		9.2.3.7A		–	
>>>TDD Channelisation Code	O		9.2.3.19		–	
Delete from HS-SCCH Resource Pool		0..<maxno of HSSCCHs >			GLOBAL	reject
>HS-SCCH ID	M		9.2.3.5Ga		–	
Configuration Generation ID	O		9.2.1.16		YES	reject

Note 1: This information element is a simplified representation of the ASN.1. The choice is in reality performed through the use of ProtocolIE-Single-Container within the ASN.1.

Range Bound	Explanation
<i>maxnoofPDSCHSets</i>	Maximum number of PDSCH Sets in a cell.
<i>maxnoofPDSCHs</i>	Maximum number of PDSCH in a cell.
<i>maxnoofPUSCHSets</i>	Maximum number of PUSCH Sets in a cell.
<i>maxnoofPUSCHs</i>	Maximum number of PUSCH in a cell.
<i>maxnoofDLts</i>	Maximum number of Downlink time slots in a cell for 3.84Mcps TDD.
<i>maxnoofDLtsLCR</i>	Maximum number of Downlink time slots in a cell for 1.28Mcps TDD.
<i>maxnoofULts</i>	Maximum number of Uplink time slots in a cell for 3.84Mcps TDD.
<i>maxnoofULtsLCR</i>	Maximum number of Uplink time slots in a cell for 1.28Mcps TDD
<i>maxnoofHSSCCHs</i>	Maximum number of HS-SCCHs in a Cell
<i>maxnoofHSPDSCHs</i>	Maximum number of HS-PDSCHs in one time slot of a Cell

### 9.1.63 PHYSICAL SHARED CHANNEL RECONFIGURATION RESPONSE

IE/Group Name	Presence	Range	IE Type and Reference	Semantics Description	Criticality	Assigned Criticality
Message Discriminator	M		9.2.1.45		–	
Message Type	M		9.2.1.46		YES	reject
Transaction ID	M		9.2.1.62		–	
Criticality Diagnostics	O		9.2.1.17		YES	ignore

## 9.1.64 PHYSICAL SHARED CHANNEL RECONFIGURATION FAILURE

IE/Group Name	Presence	Range	IE Type and Reference	Semantics Description	Criticality	Assigned Criticality
Message Discriminator	M		9.2.1.45		–	
Message Type	M		9.2.1.46		YES	reject
Transaction ID	M		9.2.1.62		–	
CHOICE <i>Cause Level</i>	M				YES	ignore
> <i>General</i>					–	
>> <i>Cause</i>	M		9.2.1.6		–	
> <i>Set Specific</i>				TDD Only	–	
>> <b>Unsuccessful DL Shared Channel Set</b>		0..< <i>maxno ofPDSCH Sets</i> >			EACH	ignore
>>>PDSCH Set ID	M		9.2.3.13		–	
>>> <i>Cause</i>	M		9.2.1.6		–	
>> <b>Unsuccessful UL Shared Channel Set</b>		0..< <i>maxno ofPUSCH Sets</i> >			EACH	ignore
>>>PUSCH Set ID	M		9.2.3.13		–	
>>> <i>Cause</i>	M		9.2.1.6		–	
Criticality Diagnostics	O		9.2.1.17		YES	ignore

Range Bound	Explanation
<i>maxnoofPDSCHSets</i>	Maximum number of PDSCH Sets in a cell
<i>maxnoofPUSCHSets</i>	Maximum number of PUSCH Sets in a cell

## 9.1.65 RESET REQUEST

IE/Group Name	Presence	Range	IE Type and Reference	Semantics Description	Criticality	Assigned Criticality
Message Discriminator	M		9.2.1.45		–	
Message Type	M		9.2.1.46		YES	reject
Transaction ID	M		9.2.1.62		–	

CHOICE <i>Reset Indicator</i>	M				YES	ignore
> <i>Communication Context</i>					–	
>> <b>Communication Context Information</b>		1..<maxCommunicationContext>			EACH	reject
>>>CHOICE <i>Communication Context Type</i>	M				–	
>>>>CRNC <i>Communication Context</i>					–	
>>>>CRNC <i>Communication Context ID</i>	M		9.2.1.18	The reserved value "All CRNCCC" shall not be used.	–	
>>>> <i>Node B Communication Context</i>					–	
>>>>Node B <i>Communication Context ID</i>	M		9.2.1.48	The reserved value "All NBCC" shall not be used.	–	
> <i>Communication Control Port</i>					–	
>> <b>Communication Control Port Information</b>		1..<maxCCPinNodeB>			EACH	reject
>>>Communication <i>Control Port ID</i>	M		9.2.1.15		–	
> <i>Node B</i>			NULL		–	

Range Bound	Explanation
<i>maxCommunicationContext</i>	Maximum number of Communication Contexts that can exist in the Node B
<i>maxCCPinNodeB</i>	Maximum number of Communication Control Ports that can exist in the Node B

## 9.1.66 RESET RESPONSE

IE/Group Name	Presence	Range	IE Type and Reference	Semantics Description	Criticality	Assigned Criticality
Message Discriminator	M		9.2.1.45		–	
Message Type	M		9.2.1.46		YES	reject
Transaction ID	M		9.2.1.62		–	
Criticality Diagnostics	O		9.2.1.17		YES	ignore

## 9.1.67 DL POWER TIMESLOT CONTROL REQUEST [TDD]

IE/Group Name	Presence	Range	IE Type and Reference	Semantics Description	Criticality	Assigned Criticality
Message Discriminator	M		9.2.1.45		–	
Message Type	M		9.2.1.46		YES	ignore
Transaction ID	M		9.2.1.62		–	
Node B Communication Context ID	M		9.2.1.48	The reserved value 'All NBCC' shall not be used.	YES	ignore
DL Time Slot ISCP Info	O		9.2.3.4F	Mandatory for 3.84Mcps TDD. Not Applicable to 1.28Mcps TDD.	YES	ignore
DL Time Slot ISCP Info LCR	O		9.2.3.4P	Mandatory for 1.28Mcps TDD. Not Applicable to 3.84Mcps TDD.	YES	ignore
Primary CCPCH RSCP	O		9.2.3.11A		YES	ignore
Primary CCPCH RSCP Delta	O		9.2.3.11B		YES	ignore

## 9.1.68 RADIO LINK PREEMPTION REQUIRED INDICATION

IE/Group Name	Presence	Range	IE Type and Reference	Semantics Description	Criticality	Assigned Criticality
Message Discriminator	M		9.2.1.45		–	
Message Type	M		9.2.1.46		YES	ignore
Transaction ID	M		9.2.1.62		–	
CRNC Communication Context ID	M		9.2.1.18		YES	ignore
<b>RL Information</b>		<i>0..&lt;maxno ofRLs&gt;</i>			EACH	ignore
>RL ID	M		9.2.1.53		–	

Range Bound	Explanation
<i>maxnoofRLs</i>	Maximum number of radio links for one UE

## 9.1.69 INFORMATION EXCHANGE INITIATION REQUEST

IE/Group Name	Presence	Range	IE Type and Reference	Semantics Description	Criticality	Assigned Criticality
Message Discriminator	M		9.2.1.45		–	
Message Type	M		9.2.1.46		YES	reject
Transaction ID	M		9.2.1.62		–	
Information Exchange ID	M		9.2.1.36C		YES	reject
CHOICE <i>Information Exchange Object Type</i>	M				YES	reject
>Cell					–	
>>C-ID	M		9.2.1.9		–	
Information Type	M		9.2.1.36D		YES	reject
Information Report Characteristics	M		9.2.1.36B		YES	reject

### 9.1.70 INFORMATION EXCHANGE INITIATION RESPONSE

IE/Group Name	Presence	Range	IE Type and Reference	Semantics Description	Criticality	Assigned Criticality
Message Discriminator	M		9.2.1.45		–	
Message Type	M		9.2.1.46		YES	reject
Transaction ID	M		9.2.1.62		–	
Information Exchange ID	M		9.2.1.36C		YES	ignore
CHOICE <i>Information Exchange Object Type</i>	O				YES	ignore
>Cell					–	
>>Requested Data Value	M		9.2.1.51A		–	
Criticality Diagnostics	O		9.2.1.17		YES	ignore

### 9.1.71 INFORMATION EXCHANGE INITIATION FAILURE

IE/Group Name	Presence	Range	IE Type and Reference	Semantics Description	Criticality	Assigned Criticality
Message Discriminator	M		9.2.1.45		–	
Message Type	M		9.2.1.46		YES	reject
Transaction ID	M		9.2.1.62		–	
Information Exchange ID	M		9.2.1.36C		YES	ignore
Cause	M		9.2.1.6		YES	ignore
Criticality Diagnostics	O		9.2.1.17		YES	ignore

### 9.1.72 INFORMATION REPORT

IE/Group Name	Presence	Range	IE Type and Reference	Semantics Description	Criticality	Assigned Criticality
Message Discriminator	M		9.2.1.45		–	
Message Type	M		9.2.1.46		YES	ignore
Transaction ID	M		9.2.1.62		–	
Information Exchange ID	M		9.2.1.36C		YES	ignore
CHOICE <i>Information Exchange Object Type</i>	M				YES	ignore
>Cell					–	
>>Requested Data Value Information	M		9.2.1.51B		–	

### 9.1.73 INFORMATION EXCHANGE TERMINATION REQUEST

IE/Group Name	Presence	Range	IE Type and Reference	Semantics Description	Criticality	Assigned Criticality
Message Discriminator	M		9.2.1.45		–	
Message Type	M		9.2.1.46		YES	ignore
Transaction ID	M		9.2.1.62		–	
Information Exchange ID	M		9.2.1.36C		YES	ignore

## 9.1.74 INFORMATION EXCHANGE FAILURE INDICATION

IE/Group Name	Presence	Range	IE Type and Reference	Semantics Description	Criticality	Assigned Criticality
Message Discriminator	M		9.2.1.45		–	
Message Type	M		9.2.1.46		YES	ignore
Transaction ID	M		9.2.1.62		–	
Information Exchange ID	M		9.2.1.36C		YES	ignore
Cause	M		9.2.1.6		YES	ignore

## 9.1.75 CELL SYNCHRONISATION INITIATION REQUEST [TDD]

IE/Group Name	Presence	Range	IE Type and Reference	Semantics Description	Criticality	Assigned Criticality
Message Discriminator	M		9.2.1.45		–	
Message Type	M		9.2.1.46		YES	reject
Transaction ID	M		9.2.1.62		–	
C-ID	M		9.2.1.9		YES	reject
Cell Sync Burst Repetition Period	M		9.2.3.4J		YES	reject
<b>Time Slot Information</b>		0..15		Mandatory for 3.84Mcps TDD. Not Applicable to 1.28Mcps TDD.	GLOBAL	reject
>Time Slot	M		9.2.3.23		–	
<b>Cell Sync Burst Transmission Initiation Information</b>		0..1		Applicable to 3.84Mcps TDD only	GLOBAL	reject
>CSB Transmission ID	M		9.2.3.4N		–	
>SFN	M		9.2.1.53A		–	
>Cell Sync Burst Code	M		9.2.3.4G		–	
>Cell Sync Burst Code Shift	M		9.2.3.4H		–	
>Initial DL Transmission Power	M		DL Power 9.2.1.21		–	
<b>Cell Sync Burst Measurement Initiation Information</b>		0..1		Applicable to 3.84Mcps TDD only	GLOBAL	reject
>CSB Measurement ID	M		9.2.3.4I		–	
>Cell Sync Burst Code	M		9.2.3.4G		–	
>Cell Sync Burst Code Shift	M		9.2.3.4H		–	
>Synchronisation Report Type	M		9.2.3.18E		–	
>SFN	O		9.2.1.53A		–	
>Synchronisation Report Characteristics	M		9.2.3.18D		–	
<b>SYNC_DL Code Transmission Initiation Information LCR</b>		0..1		Applicable to 1.28Mcps TDD only	GLOBAL	reject
>CSB Transmission ID	M		9.2.3.4N		–	
>SFN	M		9.2.1.53A		–	
>UARFCN	M		9.2.1.65		–	
>SYNC_DL Code ID	M		9.2.3.18B		–	
>DwPCH Power	M		9.2.3.5B		–	
<b>SYNC_DL Code Measurement Initiation Information LCR</b>		0..1		Applicable to 1.28Mcps TDD only	GLOBAL	reject
>CSB Measurement ID	M		9.2.3.4I		–	

>SFN	O		9.2.1.53A		–	
>UARFCN	M		9.2.1.65		–	
>SYNC_DL Code ID	M		9.2.3.18B		–	
>Synchronisation Report Type	M		9.2.3.18E		–	
>Synchronisation Report Characteristics	M		9.2.3.18D		–	

### 9.1.76 CELL SYNCHRONISATION INITIATION RESPONSE [TDD]

IE/Group Name	Presence	Range	IE Type and Reference	Semantics Description	Criticality	Assigned Criticality
Message Discriminator	M		9.2.1.45		–	
Message Type	M		9.2.1.46		YES	reject
Transaction ID	M		9.2.1.62		–	
Criticality Diagnostics	O		9.2.1.17		YES	ignore

### 9.1.77 CELL SYNCHRONISATION INITIATION FAILURE [TDD]

IE/Group Name	Presence	Range	IE Type and Reference	Semantics Description	Criticality	Assigned Criticality
Message Discriminator	M		9.2.1.45		–	
Message Type	M		9.2.1.46		YES	reject
Transaction ID	M		9.2.1.62		–	
Cause	M		9.2.1.6		YES	ignore
Criticality Diagnostics	O		9.2.1.17		YES	ignore



## 9.1.78 CELL SYNCHRONISATION RECONFIGURATION REQUEST [TDD]

IE/Group Name	Presence	Range	IE Type and Reference	Semantics Description	Criticality	Assigned Criticality
Message Discriminator	M		9.2.1.45		–	
Message Type	M		9.2.1.46		YES	reject
Transaction ID	M		9.2.1.62		–	
C-ID	M		9.2.1.9		YES	reject
Time Slot	M		9.2.3.23	Applicable to 3.84Mcps TDD only. For 1.28Mcps TDD, the CRNC should set this to 0 and the Node B shall ignore it	YES	reject
Number Of Cycles Per SFN Period	M		9.2.3.7B		YES	reject
Number Of Repetitions Per Cycle Period	M		9.2.3.7C		YES	reject
<b>Cell Sync Burst Transmission Reconfiguration Information</b>		<i>0..&lt;maxno ofCellSync Bursts&gt;</i>		Applicable to 3.84Mcps TDD only	GLOBAL	reject
>CSB Transmission ID	M		9.2.3.4N		–	
>Sync Frame Number To Transmit	M		Sync Frame Number 9.2.3.18C		–	
>Cell Sync Burst Code	O		9.2.3.4G		–	
>Cell Sync Burst Code Shift	O		9.2.3.4H		–	
>DL Transmission Power	O		DL Power 9.2.1.21		–	
<b>Cell Sync Burst Measurement Reconfiguration Information</b>		<i>0..1</i>		Applicable to 3.84Mcps TDD only	YES	reject
>>Cell Sync Burst Measurement Information		<i>1..&lt;maxno ofCellSync Bursts&gt;</i>			–	
>>>Sync Frame Number To Receive	M		Sync Frame Number 9.2.3.18C		–	
>>>Cell Sync Burst Information		<i>1..&lt;maxno ofreceptionssperSync Frame&gt;</i>			–	
>>>>CSB Measurement ID	M		9.2.3.4I		–	
>>>>Cell Sync Burst Code	M		9.2.3.4G		–	
>>>>Cell Sync Burst Code Shift	M		9.2.3.4H		–	
>Synchronisation Report Type	O		9.2.3.18E		–	
>Synchronisation Report Characteristics	O		9.2.3.18D		–	
Number Of Subcycles Per Cycle Period	O		9.2.3.7D	Applicable to 1.28Mcps TDD only	YES	reject

<b>SYNC_DL Code Transmission Reconfiguration Information LCR</b>		<i>0..&lt;maxno ofSyncFramesLCR&gt;</i>		Applicable to 1.28Mcps TDD only	GLOBAL	reject
>CSB Transmission ID	M		9.2.3.4N		--	
>Sync Frame Number For Transmission	M		Sync Frame Number 9.2.3.18C		--	
>UARFCN	M		9.2.1.65		--	
>SYNC_DL Code ID	O		9.2.3.18B		--	
>DwPCH Power	O		9.2.3.5B		--	
<b>SYNC_DL Code Measurement Reconfiguration Information LCR</b>		<i>0..1</i>		Applicable to 1.28Mcps TDD only	YES	reject
<b>&gt;SYNC_DL Code Measurement Information LCR</b>		<i>1..&lt;maxno ofSyncDL CodesLCR &gt;</i>			--	
>>Sync Frame Number To Receive	M		Sync Frame Number 9.2.3.18C		--	
<b>&gt;&gt;Sync_DLCode Information LCR</b>		<i>1..&lt;maxno ofreceptionsperSync FrameLCR &gt;</i>			--	
>>>CSB Measurement ID	M		9.2.3.4I		--	
>>>SYNC_DL Code ID	M		9.2.3.18B		--	
>>>UARFCN	M		9.2.1.65		--	
>>>Propagation Delay Compensation	O		Timing Adjustment Value LCR 9.2.3.22b		--	
>Synchronisation Report Type	O		9.2.3.18E		--	
>Synchronisation Report Characteristics	O		9.2.3.18D		--	

Range Bound	Explanation
<i>maxnoofCellSyncBursts</i>	Maximum number of cell synchronisation bursts per cycle for 3.84Mcps TDD
<i>maxnoofreceptionsperSyncFrame</i>	Maximum number of cell synchronisation burst receptions per Sync Frame for 3.84Mcps TDD
<i>maxnoofSyncFramesLCR</i>	Maximum number of Sync Frames per subcycle for 1.28Mcps TDD
<i>maxnoofreceptionsperSyncFrameLCR</i>	Maximum number of SYNC_DL Code ID receptions per Sync Frame for 1.28Mcps TDD

## 9.1.79 CELL SYNCHRONISATION RECONFIGURATION RESPONSE [TDD]

IE/Group Name	Presence	Range	IE Type and Reference	Semantics Description	Criticality	Assigned Criticality
Message Discriminator	M		9.2.1.45		--	
Message Type	M		9.2.1.46		YES	reject
Transaction ID	M		9.2.1.62		--	
Criticality Diagnostics	O		9.2.1.17		YES	ignore

## 9.1.80 CELL SYNCHRONISATION RECONFIGURATION FAILURE [TDD]

IE/Group Name	Presence	Range	IE Type and Reference	Semantics Description	Criticality	Assigned Criticality
Message Discriminator	M		9.2.1.45		–	
Message Type	M		9.2.1.46		YES	reject
Transaction ID	M		9.2.1.62		–	
Cause	M		9.2.1.6		YES	ignore
Criticality Diagnostics	O		9.2.1.17		YES	ignore

## 9.1.81 CELL SYNCHRONISATION REPORT [TDD]

IE/Group Name	Presence	Range	IE Type and Reference	Semantics Description	Criticality	Assigned Criticality
Message Discriminator	M		9.2.1.45		–	
Message Type	M		9.2.1.46		YES	ignore
Transaction ID	M		9.2.1.62		–	
<b>Cell Synchronisation Information</b>		1..<maxCellsInNodeB>			EACH	ignore
>C-ID	M		9.2.1.9		YES	ignore
>CHOICE <i>Synchronisation Report Type</i>	M				YES	ignore
>> <i>Initial Phase or Steady-State Phase</i>					–	
>>> <b>Cell Sync Burst Measured Information</b>		0..<maxNumberOfCellSyncBursts>		Mandatory for 3.84Mcps TDD. Not Applicable to 1.28Mcps TDD.	–	
>>>>SFN	M		9.2.1.53A		–	
>>>> <b>Cell Sync Burst Information</b>		1..<maxNumberOfReceptionPerSyncFrame>			–	
>>>>>CHOICE <i>Cell Sync Burst Availability Indicator</i>	M				–	
>>>>>> <i>Cell Sync Burst Available</i>					–	
>>>>>>>Cell Sync Burst Timing	M		9.2.3.4L		–	
>>>>>>>Cell Sync Burst SIR	M		9.2.3.4K		–	
>>>>>>> <i>Cell Sync Burst Not Available</i>			NULL		–	
>>>Accumulated Clock Update	O		Timing Adjustment Value 9.2.3.22a		–	
>>> <b>SYNC_DL Codes Measured Information</b>		0..<maxNumberOfSyncFramesLCR>		Mandatory for 1.28Mcps TDD. Not Applicable to 3.84Mcps TDD.	YES	ignore
>>>>SFN	M		9.2.1.53A		–	
>>>> <b>SYNC_DL Code Information</b>		1..<maxNumberOfReceptionPerSyncFrameLCR>			–	

>>>>CHOICE SYNC_DL Code Availability Indicator	M				–	
>>>>>SYNC_DL Code Available					–	
>>>>>>SYNC_ DL Code ID Timing	M		Cell Sync Burst Timing LCR 9.2.3.4La		–	
>>>>>>SYNC_ DL Code ID SIR	M		Cell Sync Burst SIR 9.2.3.4K		–	
>>>>>>SYNC_DL Code Not Available			NULL		–	
>>Late-Entrant Cell			NULL		–	
>>Frequency Acquisition			NULL		–	

Range Bound	Explanation
<i>maxCellinNodeB</i>	Maximum number of Cells in a Node B
<i>maxnoofCellSyncBursts</i>	Maximum number of cell synchronisation bursts per cycle for 3.84Mcps TDD
<i>maxnoofreceptionsperSyncFrame</i>	Maximum number of cell synchronisation burst receptions per Sync Frame for 3.84Mcps TDD
<i>maxnoofSyncFramesLCR</i>	Maximum number of SYNC Frames per measurement reporting period for 1.28Mcps TDD
<i>maxnoofreceptionsperSyncFrameLCR</i>	Maximum number of SYNC_DL Code ID receptions per Sync Frame for 1.28Mcps TDD

### 9.1.82 CELL SYNCHRONISATION TERMINATION REQUEST [TDD]

IE/Group Name	Presence	Range	IE Type and Reference	Semantics Description	Criticality	Assigned Criticality
Message Discriminator	M		9.2.1.45		–	
Message Type	M		9.2.1.46		YES	ignore
Transaction ID	M		9.2.1.62		–	
C-ID	M		9.2.1.9		YES	ignore
CSB Transmission ID	O		9.2.3.4N		YES	ignore
CSB Measurement ID	O		9.2.3.4I		YES	ignore

### 9.1.83 CELL SYNCHRONISATION FAILURE INDICATION [TDD]

IE/Group Name	Presence	Range	IE Type and Reference	Semantics Description	Criticality	Assigned Criticality
Message Discriminator	M		9.2.1.45		–	
Message Type	M		9.2.1.46		YES	ignore
Transaction ID	M		9.2.1.62		–	
C-ID	M		9.2.1.9		YES	ignore
CSB Transmission ID	O		9.2.3.4N		YES	ignore
CSB Measurement ID	O		9.2.3.4I		YES	ignore
Cause	M		9.2.1.6		YES	ignore

### 9.1.84 CELL SYNCHRONISATION ADJUSTMENT REQUEST [TDD]

IE/Group Name	Presence	Range	IE Type and Reference	Semantics Description	Criticality	Assigned Criticality
---------------	----------	-------	-----------------------	-----------------------	-------------	----------------------

Message Discriminator	M		9.2.1.45		–	
Message Type	M		9.2.1.46		YES	reject
Transaction ID	M		9.2.1.62		–	
<b>Cell Adjustment Information</b>		<i>1..&lt;maxCellinNodeB&gt;</i>			EACH	ignore
>C-ID	M		9.2.1.9		–	
>Frame Adjustment Value	O		9.2.3.5C		–	
>Timing Adjustment Value	O		9.2.3.22a	Applicable to 3.84Mcps TDD only	–	
>DL Transmission Power	O		9.2.1.21	Applicable to 3.84Mcps TDD only	–	
>SFN	O		9.2.1.53A		–	
>DwPCH Power	O		9.2.3.5B	Applicable to 1.28Mcps TDD only	YES	ignore
>Timing Adjustment Value LCR	O		9.2.3.22b	Applicable to 1.28Mcps TDD only	YES	ignore

Range Bound	Explanation
<i>maxCellinNodeB</i>	Maximum number of Cells in a Node B

### 9.1.85 CELL SYNCHRONISATION ADJUSTMENT RESPONSE [TDD]

IE/Group Name	Presence	Range	IE Type and Reference	Semantics Description	Criticality	Assigned Criticality
Message Discriminator	M		9.2.1.45		–	
Message Type	M		9.2.1.46		YES	reject
Transaction ID	M		9.2.1.62		–	
Criticality Diagnostics	O		9.2.1.17		YES	ignore

### 9.1.86 CELL SYNCHRONISATION ADJUSTMENT FAILURE [TDD]

IE/Group Name	Presence	Range	IE Type and Reference	Semantics Description	Criticality	Assigned Criticality
Message Discriminator	M		9.2.1.45		–	
Message Type	M		9.2.1.46		YES	reject
Transaction ID	M		9.2.1.62		–	
CHOICE <i>Cause Level</i>	M				YES	ignore
> <i>General</i>					–	
>> <i>Cause</i>	M		9.2.1.6		–	
> <i>Cell Specific</i>					–	
>> <b>Unsuccessful Cell Information Response</b>		<i>1..&lt;maxCellinNodeB&gt;</i>			EACH	ignore
>>>C-ID	M		9.2.1.9		–	
>>>Cause	M		9.2.1.6		–	
Criticality Diagnostics	O		9.2.1.17		YES	ignore

Range Bound	Explanation
<i>maxCellinNodeB</i>	Maximum number of Cells in a Node B

## 9.1.87 BEARER REARRANGEMENT INDICATION

IE/Group Name	Presence	Range	IE Type and Reference	Semantics Description	Criticality	Assigned Criticality
Message Discriminator	M		9.2.1.45		–	
Message Type	M		9.2.1.46		YES	ignore
Transaction ID	M		9.2.1.62		–	
CRNC Communication Context ID	M		9.2.1.18	The reserved value "All CRNCCC" shall not be used.	YES	ignore
Signalling Bearer Request Indicator	O		9.2.1.55A		YES	ignore
<b>DCHs To Re-arrange</b>		<i>0..&lt;maxno ofDCHs&gt;</i>			GLOBAL	ignore
>DCH ID	M		9.2.1.20		–	
<b>DSCHs To Re-arrange</b>		<i>0..&lt;maxno ofDSCHs&gt;</i>		TDD only	GLOBAL	ignore
>DSCH ID	M		9.2.3.5a		–	
<b>USCHs To Re-arrange</b>		<i>0..&lt;maxno ofUSCHs&gt;</i>		TDD only	GLOBAL	ignore
>USCH ID	M		9.2.3.27		–	
<b>HS-DSCHs MAC-d Flow To Re-arrange</b>		<i>0..&lt;maxno ofMACdFlows&gt;</i>			GLOBAL	ignore
>HS-DSCH MAC-d Flow ID	M		9.2.1.31l		–	
<b>E-DCHs MAC-d Flow To Re-arrange</b>		<i>0..&lt;maxno ofEDCHMACdFlows&gt;</i>		FDD only	GLOBAL	ignore
>E-DCH MAC-d Flow ID	M		9.2.1.29ad		–	

Range bound	Explanation
<i>maxnoofDCHs</i>	Maximum number of DCHs for a UE
<i>maxnoofDSCHs</i>	Maximum number of DSCHs for a UE
<i>maxnoofUSCHs</i>	Maximum number of USCHs for a UE
<i>maxnoofMACdFlows</i>	Maximum number of HS-DSCH MAC-d flows
<i>maxnoofEDCHMACdFlows</i>	Maximum number of E-DCH MAC-d flows

## 9.1.88 RADIO LINK ACTIVATION COMMAND

### 9.1.88.1 FDD Message

IE/Group Name	Presence	Range	IE Type and Reference	Semantics Description	Criticality	Assigned Criticality
Message Discriminator	M		9.2.1.45		–	
Message Type	M		9.2.1.46		YES	ignore
Transaction ID	M		9.2.1.62		–	
Node B Communication Context ID	M		9.2.1.48		YES	ignore
<b>Delayed Activation Information</b>		<i>1..&lt;maxno ofRLs&gt;</i>			EACH	ignore
>RL ID	M		9.2.1.53		–	
>Delayed Activation Update	M		9.2.1.24D		–	

Range Bound	Explanation
<i>maxnoofRLs</i>	Maximum number of RLs for one UE

### 9.1.88.2 TDD Message

IE/Group Name	Presence	Range	IE Type and Reference	Semantics Description	Criticality	Assigned Criticality
Message Discriminator	M		9.2.1.45		–	
Message Type	M		9.2.1.46		YES	ignore
Transaction ID	M		9.2.1.62		–	
Node B Communication Context ID	M		9.2.1.48		YES	ignore
<b>Delayed Activation Information</b>		1..< <i>maxnoofRLs</i> >			EACH	ignore
>RL ID	M		9.2.1.53		–	
>Delayed Activation Update	M		9.2.1.24D		–	

Range Bound	Explanation
<i>maxnoofRLs</i>	Maximum number of RLs for one UE

## 9.1.89 RADIO LINK PARAMETER UPDATE INDICATION

### 9.1.89.1 FDD Message

IE/Group name	Presence	Range	IE Type and Reference	Semantic Description	Criticality	Assigned Criticality
Message Discriminator	M		9.2.1.45		–	
Message Type	M		9.2.1.46		YES	ignore
Transaction ID	M		9.2.1.62		–	
CRNC Communication Context ID	M		9.2.1.18	The reserved value "All CRNCCC" shall not be used.	YES	ignore
HS-DSCH FDD Update Information	O		9.2.2.18Ea		YES	ignore
E-DCH FDD Update Information	O		9.2.2.13DA		YES	ignore

### 9.1.89.2 TDD Message

IE/Group name	Presence	Range	IE Type and Reference	Semantic Description	Criticality	Assigned Criticality
Message Discriminator	M		9.2.1.45		–	
Message Type	M		9.2.1.46		YES	ignore
Transaction ID	M		9.2.1.62		–	
CRNC Communication Context ID	M		9.2.1.18	The reserved value "All CRNCCC" shall not be used.	YES	ignore
HS-DSCH TDD Update Information	O		9.2.3.5GA		YES	ignore

## 9.1.90 MBMS NOTIFICATION UPDATE COMMAND

IE/Group Name	Presence	Range	IE Type and Reference	Semantics Description	Criticality	Assigned Criticality
Message Discriminator	M		9.2.1.45		–	
Message Type	M		9.2.1.46		YES	ignore
Transaction ID	M		9.2.1.62		–	
C-ID	M		9.2.1.9		YES	ignore
Common Physical Channel ID	M		9.2.1.13		YES	ignore
Modification Period	O		9.2.1.47a	This IE shall be present in the very first message	YES	ignore
MICH CFN	M		9.2.1.46a		YES	ignore
<b>NI Information</b>		1..<maxNo ofNIs>			GLOBAL	ignore
>NI	M		9.2.1.47F		–	

Range Bound	Explanation
<i>maxNoofNIs</i>	Maximum number of NIs

## 9.2 Information Element Functional Definition and Contents

### 9.2.0 General

Subclause 9.2 presents the NBAP IE definitions in tabular format. The corresponding ASN.1 definition is presented in Subclause 9.3. In case there is a contradiction between the tabular format in Subclause 9.2 and the ASN.1 definition, the ASN.1 shall take precedence, except for the definition of conditions for the presence of conditional elements, where the tabular format shall take precedence.

When specifying information elements which are to be represented by bitstrings, if not otherwise specifically stated in the semantics description of the concerned IE or elsewhere, the following principle applies with regards to the ordering of bits:

- The first bit (leftmost bit) contains the most significant bit (MSB);
- The last bit (rightmost bit) contains the least significant bit (LSB);
- When importing bitstrings from other specifications, the first bit of the bitstring contains the first bit of the concerned information;

### 9.2.1 Common parameters

#### 9.2.1.1 Add/Delete Indicator

The add/delete indicator shall notify the CRNC whether the associated resource has been added to or removed from the Node B.

IE/Group Name	Presence	Range	IE Type and Reference	Semantics Description
Add/Delete Indicator			ENUMERATED (Add, Delete)	



### 9.2.1.1A Allocation/Retention Priority

This parameter indicates the priority level in the allocation and retention of Node B internal resources. See Annex A.

IE/Group Name	Presence	Range	IE Type and Reference	Semantics Description
Priority Level	M		INTEGER (0..15)	This IE indicates the priority of the request. <b>Usage:</b> Value "0" means "Spare"; It shall be treated as a logical error if received. Values between "1" and "14" are ordered in decreasing order of priority, "1" being the highest and "14" the lowest. Value "15" means "No Priority".
Pre-emption Capability	M		ENUMERATED ( shall not trigger pre-emption, may trigger pre-emption)	
Pre-emption Vulnerability	M		ENUMERATED ( not pre-emptable, pre-emptable)	

### 9.2.1.2 Availability Status

The availability status is used to indicate more detailed information of the availability of the resource. In accordance with ref. [3], following values are defined. If the value of this IE is "empty", this implies that none of the status conditions described in ref. [3] are present.

IE/Group Name	Presence	Range	IE Type and Reference	Semantics Description
Availability Status			ENUMERATED ( empty, in test, failed, power off, off line, off duty, dependency, degraded, not installed, log full, ...)	

### 9.2.1.3 BCCH Modification Time

Indicates the time after which the new system information shall be applied on BCCH.

IE/Group Name	Presence	Range	IE Type and Reference	Semantics Description
BCCH Modification Time			INTEGER (0..511)	All SFN values in which MIB may be mapped are allowed. The tabular description is presented in [18].

### 9.2.1.4 Binding ID

The Binding ID is the identifier of a user data stream.

In case of transport bearer establishment with ALCAP [2][31], this IE contains the identifier that is allocated at the Node B and that is unique for each transport bearer under establishment to/from the Node B.

If the Transport Layer Address contains an IP address [29], this IE contains the UDP port [30] intended to be used for the user plane transport.

IE/Group Name	Presence	Range	IE Type and Reference	Semantics Description
Binding ID			OCTET STRING (1..4,...)	If the Binding ID includes an UDP port, the UDP port is included in octets 1 and 2. The first octet of the UDP port field shall be included in the first octet of the Binding ID.

#### 9.2.1.4A BLER

Void.

#### 9.2.1.5 Blocking Priority Indicator

The Blocking priority indicator shall indicate the immediacy with which a resource should be blocked from use. The following priority classes shall be supported in the Blocking priority indicator.

IE/Group Name	Presence	Range	IE Type and Reference	Semantics Description
Blocking Priority Indicator			ENUMERATED ( High, Normal, Low, ...)	"High" priority: Block resource immediately. "Normal" priority: Block resource when idle or upon timer expiry. "Low" priority: Block resource when idle.

#### 9.2.1.5A Burst Mode Parameters

The *Burst Mode Parameters* IE provides information to be applied for IPDL burst mode.

IE/Group Name	Presence	Range	IE Type and Reference	Semantics Description
Burst Start	M		INTEGER (0..15)	See [10] and [21]
Burst Length	M		INTEGER (10..25)	See [10] and [21]
Burst Freq	M		INTEGER (1..16)	See [10] and [21]

## 9.2.1.6 Cause

IE/Group Name	Presence	Range	IE Type and Reference	Semantics Description
CHOICE Cause Group	M			
>Radio Network Layer				
>>Radio Network Layer Cause	M		ENUMERATED ( unknown C-ID, Cell not available, Power level not supported, DL radio resources not available, UL radio resources not available, RL Already Activated/allocated, Node B Resources Unavailable, Measurement not supported for the object, Combining Resources not available, Requested configuration not supported, Synchronization failure, Priority transport channel established, SIB Origination in Node B not Supported, Requested Tx Diversity Mode not supported, Unspecified, BCCH scheduling error, Measurement Temporarily not Available, Invalid CM Setting, Reconfiguration CFN not elapsed, Number of DL codes not supported, S-CPICH not supported, Combining not supported, UL SF not supported, DL SF not supported, Common Transport Channel Type not supported, Dedicated Transport Channel Type not supported, Downlink Shared Channel Type not supported, Uplink Shared Channel Type not supported, CM not supported, Tx diversity no longer supported, Unknown Local Cell ID, ..., Number of UL codes not supported, Information temporarily not available, Information Provision not supported for the object, Cell Synchronisation not supported, Cell Synchronisation Adjustment not supported, DPC Mode Change not Supported,	

			IPDL already activated, IPDL not supported, IPDL parameters not available, Frequency Acquisition not supported, Power Balancing status not compatible, Requested type of Bearer Re-arrangement not supported, Signalling Bearer Re-arrangement not supported, Bearer Re-arrangement needed, Delayed Activation not Supported, RL Timing Adjustment not supported, MICH not supported, F-DPCH Not Supported, Modification Period not available)	
<i>&gt;Transport Layer</i>				
>>Transport Layer Cause	M		ENUMERATED ( Transport resource unavailable, Unspecified, ...)	
<i>&gt;Protocol</i>				
>>Protocol Cause	M		ENUMERATED ( Transfer syntax error, Abstract syntax error (reject), Abstract syntax error (ignore and notify), Message not compatible with receiver state, Semantic error, Unspecified, Abstract syntax error (falsely constructed message), ...)	
<i>&gt;Misc</i>				
>>Miscellaneous Cause	M		ENUMERATED ( Control processing overload Hardware failure, O&M intervention, Not enough user plane processing resources, Unspecified, ...)	

The meaning of the different cause values is described in the following table. In general, "not supported" cause values indicate that the concerned capability is missing. On the other hand, "not available" cause values indicate that the concerned capability is present, but insufficient resources were available to perform the requested action.

<b>Radio Network Layer cause</b>	<b>Meaning</b>
BCCH scheduling error	The Node B has detected an illegal BCCH schedule update (see subclause 8.2.16.3).
Bearer Re-arrangement needed	The Node B cannot perform the requested Radio Link Reconfiguration without bearer re-arrangement.

Cell not Available	The concerned cell or local cell is not available.
Cell Synchronisation not supported	The concerned cell(s) do not support Cell Synchronisation.
Combining not supported	The Node B does not support RL combining for the concerned cells.
Combining Resources Not Available	The value of the received <i>Diversity Control Field</i> IE was set to "Must", but the Node B cannot perform the requested combining.
CM not supported	The concerned cell(s) do not support Compressed Mode.
Common Transport Channel Type not supported	The concerned cell(s) do not support the RACH and/or FACH Common Transport Channel Type.
Dedicated Transport Channel Type not supported	The concerned cell(s) do not support the Dedicated Transport Channel Type.
Delayed Activation not Supported	The concerned cell(s) do not support delayed activation of RLs.
DL Radio Resources not Available	The Node B does not have sufficient DL radio resources available.
DL SF not supported	The concerned cell(s) do not support the requested DL SF.
DL Shared Channel Type not supported	The concerned cell(s) do not support the Downlink Shared Channel Type.
DPC Mode Change not Supported	The concerned cells do not support DPC mode changes.
Frequency Acquisition not supported	The concerned cell(s) do not support Frequency Acquisition.
F-DPCH not supported	The concerned cell(s) do not support the Fractional DPCH
Information Provision not supported for the object	The requested information provision is not supported for the concerned object types.
Information temporarily not available	The requested information can temporarily not be provided.
Invalid CM Settings	The concerned cell(s) consider the requested Compressed Mode settings invalid.
IPDL already activated	The concerned cell(s) have already active IPDL ongoing.
IPDL not supported	The concerned cell(s) do not support the IPDL.
IPDL parameters not available	The concerned cell(s) do not have IPDL parameters defining IPDL to be applied.
Measurement not Supported For The Object	At least one of the concerned cell(s) does not support the requested measurement on the concerned object type.
Measurement Temporarily not Available	The Node B can temporarily not provide the requested measurement value.
MICH not supported	The concerned cell does not support MICH.
Modification Period not available	The Node B does not have modification period available.
Node B resources unavailable	The Node B does not have sufficient resources available.
Number of DL codes not supported	The concerned cell(s) do not support the requested number of DL codes.
Number of UL codes not supported	The concerned cell(s) do not support the requested number of UL codes.
Power Level not Supported	A DL power level was requested which the concerned cell(s) do not support.
Power Balancing status not compatible	The power balancing status in the SRNC is not compatible with that of the Node B.
Priority transport channel established	The CRNC cannot perform the requested blocking since a transport channel with a high priority is present.
RL Timing Adjustment not Supported	The concerned cell(s) do not support adjustments of the RL timing.
Reconfiguration CFN not elapsed	The requested action cannot be performed due to that a RADIO LINK RECONFIGURATION COMMIT message was received previously, but the concerned CFN has not yet elapsed.
Requested Configuration not Supported	The concerned cell(s) do not support the requested configuration i.e. power levels, Transport Formats, physical channel parameters.
Requested Type of Bearer Re-arrangement not supported	The Node B does not support the requested type of bearer re-arrangement.
Requested Tx Diversity mode not supported	The concerned cell(s) do not support the requested transmit diversity mode.
RL already Activated/ allocated	The Node B has already allocated an RL with the requested RL-id for this UE context.
S-CPICH not supported	The concerned cell(s) do not support S-CPICH.
SIB Origination in Node B not Supported	The Node B does not support the origination of the requested SIB for the concerned cell.
Signalling Bearer Re-arrangement not supported	The Node B does not support the Signalling bearer re-arrangement.
Synchronisation Failure	Loss of UL Uu synchronisation.

Cell Synchronisation Adjustment not supported	The concerned cell(s) do not support Cell Synchronisation Adjustment.
Tx diversity no longer supported	Tx diversity can no longer be supported in the concerned cell.
UL Radio Resources not Available	The Node B does not have sufficient UL radio resources available.
UL SF not supported	The concerned cell(s) do not support the requested minimum UL SF.
UL Shared Channel Type not supported	The concerned cell(s) do not support the Uplink Shared Channel Type.
Unknown C-ID	The Node B is not aware of a cell with the provided C-ID.
Unknown Local Cell ID	The Node B is not aware of a local cell with the provided Local Cell ID
Unspecified	Sent when none of the above cause values applies but still the cause is Radio Network layer related.

Transport Network Layer cause	Meaning
Transport resource unavailable	The required transport resources are not available.
Unspecified	Sent when none of the above cause values applies but still the cause is Transport Network layer related.

Protocol cause	Meaning
Abstract Syntax Error (Reject)	The received message included an abstract syntax error and the concerned criticality indicated "reject" (see subclause 10.3).
Abstract Syntax Error (Ignore and Notify)	The received message included an abstract syntax error and the concerned criticality indicated "ignore and notify" (see subclause 10.3).
Abstract syntax error (falsely constructed message)	The received message contained IEs in wrong order or with too many occurrences (see subclause 10.3).
Message not Compatible with Receiver State	The received message was not compatible with the receiver state (see subclause 10.4).
Semantic Error	The received message included a semantic error (see subclause 10.4).
Transfer Syntax Error	The received message included a transfer syntax error (see subclause 10.2).
Unspecified	Sent when none of the above cause values applies but still the cause is protocol related.

Miscellaneous cause	Meaning
Control Processing Overload	Node B control processing overload.
Hardware Failure	Node B hardware failure.
Not enough User Plane Processing Resources	Node B has insufficient user plane processing resources available.
O&M Intervention	Operation and Maintenance intervention related to Node B equipment.
Unspecified	Sent when none of the above cause values applies and the cause is not related to any of the categories Radio Network Layer, Transport Network Layer or Protocol.

### 9.2.1.7 CFN

Connection Frame Number for the radio connection, see ref. [17].

IE/Group Name	Presence	Range	IE Type and Reference	Semantics Description
CFN			INTEGER (0..255)	

### 9.2.1.8 CFN Offset

Void.

### 9.2.1.9 C-ID

The C-ID (Cell identifier) is the identifier of a cell in one RNC.

IE/Group Name	Presence	Range	IE Type and Reference	Semantics Description
C-ID			INTEGER (0..65535)	

#### 9.2.1.9A Common Channels Capacity Consumption Law

The capacity consumption law indicates to the CRNC how the Capacity Credit is consumed by NBAP set of procedures, depending on the allocated Spreading Factor. [FDD - For the PRACH, the reference spreading factor shall be the minimum possible spreading factor amongst the ones defined by the *RACH Slot Format* IE(s) in the Common Transport Channel Setup or Reconfiguration procedures.]

This capacity consumption law indicates the consumption law to be used with the following procedures:

- Common Transport Channel Setup
- Common Transport Channel Deletion
- [FDD - Common Transport Channel Reconfiguration]

For the Common Transport Channel Setup procedure, the cost given in the consumption law shall be debited from the Capacity Credit, whereas it shall be credited to the Capacity Credit for the Common Transport Channel Deletion one.

[FDD - For the Common Transport Channel Reconfiguration procedure, the difference of the consumption cost for the new spreading factor and the consumption cost for the old spreading factor shall be debited from the Capacity Credit (or credited if this difference is negative).]

If the modelling of the internal resource capability of the Node B is modelled independently for the Uplink and Downlink, the "DL cost" shall be applied to the "DL or Global Capacity Credit" and the "UL Cost" shall be applied to the "UL Capacity Credit". If it is modelled as shared resources, both the "DL cost" and the "UL cost" shall be applied to the "DL or Global Capacity Credit".

[FDD - When the Common Transport Channel Setup, Deletion or Reconfiguration procedures are used, the Capacity Credit shall be updated considering all physical channels related in these procedures (S-CCPCH, PICH, PRACH and AICH), i.e. one cost shall be credited to or debited from the Capacity Credit per physical channel.]

[FDD - The costs given in the consumption law are the costs per channelization code. When multiple channelization codes are used by a physical channel, the cost credited to or debited from the Capacity Credit for this physical channel shall be taken as N times the cost given in the consumption law, where N is the number of channelization codes.]

[TDD - When the Common Transport Channel Setup or Deletion procedures are used, the Capacity Credit shall be updated considering all physical channels related in these procedures (S-CCPCH, PICH, PRACH), i.e. one cost shall be credited to or debited from the Capacity Credit per physical channel.]

IE/Group Name	Presence	Range	IE Type and Reference	Semantics Description
<b>SF Allocation Law</b>		<i>1..&lt;maxno of SFs&gt;</i>		[FDD - For each SF, cost of its allocation: the first instance corresponds to SF = 4, the second to SF = 8, the third to SF = 16 and so on.] [TDD - For each SF, cost of its allocation: the first instance corresponds to SF = 1, the second to SF = 2, the third to SF = 4 and so on.]
>DL cost	M		INTEGER (0..65535)	
>UL cost	M		INTEGER (0..65535)	

Range Bound	Explanation
<i>maxno of SFs</i>	Maximum number of Spreading Factors

### 9.2.1.9B Common Measurement Accuracy

The *Common Measurement Accuracy* IE indicates the accuracy of the common measurement.

IE/Group Name	Presence	Range	IE Type and Reference	Semantics Description
CHOICE <i>Common Measurement Accuracy</i>	M			
> <i>T<sub>UTRAN-GPS</sub> Measurement Accuracy Class</i>				
>> <i>T<sub>UTRAN-GPS</sub> Measurement Accuracy Class</i>	M		<i>T<sub>UTRAN-GPS</sub> Accuracy Class</i> 9.2.1.64C	

### 9.2.1.10 Common Measurement Object Type

Void.

### 9.2.1.11 Common Measurement Type

The Common Measurement Type identifies which measurement that shall be performed.



IE/Group Name	Presence	Range	IE Type and Reference	Semantics Description
Common Measurement Type			ENUMERATED ( Received Total Wide Band Power, Transmitted Carrier Power, Acknowledged PRACH Preambles, UL Timeslot ISCP, NotUsed-1, NotUsed-2, ..., UTRAN GPS Timing of Cell Frames for UE Positioning, SFN-SFN Observed Time Difference, Transmitted carrier power of all codes not used for HS transmission, HS-DSCH Required Power, HS-DSCH Provided Bit Rate, Received Total Wide Band Power for Cell Portion, Transmitted Carrier Power for Cell Portion, Transmitted carrier power of all codes not used for HS-PDSCH HS-SCCH E-AGCH E-RGCH or E-HICH transmission for Cell Portion, UpPTS Interference, DL Transmission Branch Load, HS-DSCH Required Power for Cell Portion, HS-DSCH Provided Bit Rate for Cell Portion, E-DCH Provided Bit Rate, E-DCH Non-serving Relative Grant Down Commands)	"UL Timeslot ISCP" is used by TDD only, "Acknowledged PRACH Preambles", 'DL Transmission Branch Load', "E-DCH Provided Bit Rate" are used by FDD only, 'UpPTS interference' is used by 1.28Mcps TDD only. This IE shall never be set to the values that are prefixed 'NotUsed-'. [TDD – The IE Type "Transmitted carrier power of all codes not used for HS transmission" corresponds to the measurement "Transmitted carrier power of all codes not used for HS-PDSCH or HS-SCCH transmission" in [5] and [23].] [FDD – The IE Type "Transmitted carrier power of all codes not used for HS transmission" corresponds to the measurement "Transmitted carrier power of all codes not used for HS-PDSCH HS-SCCH E-AGCH E-RGCH or E-HICH transmission" in [4] and [22].]

### 9.2.1.12 Common Measurement Value

The Common Measurement Value shall be the most recent value for this measurement, for which the reporting criteria were met.

IE/Group Name	Presence	Range	IE Type and Reference	Semantics Description	Criticality	Assigned Criticality
CHOICE <i>Common Measurement Value</i>	M				–	
> <i>Transmitted Carrier Power</i>					–	
>> <i>Transmitted Carrier Power Value</i>	M		INTEGER (0..100)	According to mapping in [22] and [23]	–	
> <i>Received Total Wide Band Power</i>					–	
>> <i>Received Total Wide Band Power Value</i>	M		INTEGER (0..621)	According to mapping in [22] and [23]	–	
> <i>Acknowledged PRACH Preambles</i>				FDD Only	–	
>> <i>Acknowledged PRACH Preamble Value</i>	M		INTEGER (0..240,...)	According to mapping in [22]	–	
> <i>UL Timeslot ISCP</i>				TDD Only	–	
>> <i>UL Timeslot ISCP</i>	M		INTEGER (0..127)	According to mapping in [23]	–	
> <i>Not used 1</i>			NULL	This choice shall not be used. Ignore if received.	–	
> <i>Not Used 2</i>			NULL	This choice shall not be used. Ignore if received.	–	
> <i>Additional Common Measurement Values</i>					–	
>> <i>UTRAN GPS Timing Of Cell Frames for UE Positioning</i>					–	
>>> <i>T<sub>UTRAN-GPS</sub> Measurement Value Information</i>	M		9.2.1.64A		YES	ignore
>> <i>SFN-SFN Observed Time Difference</i>					–	
>>> <i>SFN-SFN Measurement Value Information</i>	M		9.2.1.53E		YES	ignore
>> <i>Transmitted Carrier Power Of All Codes Not Used For HSTransmission</i>					–	
>>> <i>Transmitted Carrier Power Of All Codes Not Used For HSTransmission Value</i>	M		INTEGER (0..100)	According to mapping in [22], measurement "Transmitted Carrier Power Of All Codes Not Used For HS-PDSCH, HS-SCCH, E-AGCH, E-RGCH or E-HICHTransmission" and mapping in [23], measurement "Transmitted Carrier Power Of All Codes Not Used For HS-PDSCH Or HS-SCCH Transmission"	YES	ignore
>> <i>HS-DSCH Required Power</i>					–	
>>> <i>HS-DSCH Required Power</i>	M		9.2.1.31lc		YES	ignore

Value Information						
>>HS-DSCH Provided Bit Rate					–	
>>>HS-DSCH Provided Bit Rate Value Information	M		9.2.1.31Ib		YES	ignore
>>Transmitted Carrier Power For Cell Portion				FDD Only	–	
>>>Transmitted Carrier Power For Cell Portion Value		1..< maxNrOfCellPortions>			GLOBAL	ignore
>>>>Cell Portion ID	M		9.2.2.1Ca		–	
>>>>Transmitted Carrier Power Value	M		INTEGER (0..100)	According to mapping in [22]	–	
>>Received Total Wide Band Power For Cell Portion				FDD Only	–	
>>>Received Total Wide Band Power For Cell Portion Value		1..< maxNrOfCellPortions>			GLOBAL	ignore
>>>>Cell Portion ID	M		9.2.2.1Ca		–	
>>>>Received Total Wide Band Power Value	M		INTEGER (0..621)	According to mapping in [22]	–	
>>Transmitted Carrier Power Of All Codes Not Used For HS-PDSCH, HS-SCCH, E- AGCH, E-RGCH or E-HICH Transmission For Cell Portion				FDD Only	–	
>>>Transmitted Carrier Power Of All Codes Not Used For HS- PDSCH, HS- SCCH, E-AGCH, E-RGCH or E- HICH Transmission For Cell Portion Value		1..< maxNrOfCellPortions>			GLOBAL	ignore
>>>>Cell Portion ID	M		9.2.2.1Ca		–	
>>>>Transmitted Carrier Power Of All Codes Not Used For HS-PDSCH, HS-SCCH, E- AGCH, E- RGCH or E- HICH Transmission Value	M		INTEGER (0..100)	According to mapping in [22]	–	
>>UpPTS interference				1.28Mcps TDD Only	–	
>>>UpPTS interference Value	M		INTEGER (0..127,...)	According to mapping in [23]	YES	ignore

>>DL Transmission Branch Load				FDD Only	–	
>>>NodeB DL Transmission Branch Load Values	M		INTEGER (0..101,...)	According to mapping in [22]	YES	ignore
>>HS-DSCH Required Power For Cell Portion				FDD Only	–	
>>>HS-DSCH Required Power For Cell Portion Information		1..<max NrOfCellPortions>			GLOBAL	ignore
>>>>Cell Portion ID	M		9.2.2.1Ca		–	
>>>>HS-DSCH Required Power Value Information	M		9.2.1.31lc		–	
>>HS-DSCH Provided Bit Rate For Cell Portion				FDD Only	–	
>>>HS-DSCH Provided Bit Rate For Cell Portion Information		1..<max NrOfCellPortions>			GLOBAL	ignore
>>>>Cell Portion ID	M		9.2.2.1Ca		–	
>>>>HS-DSCH Provided Bit Rate Value Information	M		9.2.1.31lb		–	
>>E-DCH Provided Bit Rate				FDD Only	–	
>>>E-DCH Provided Bit Rate Value Information	M		9.2.2.13S		YES	ignore
>>E-DCH Non-serving Relative Grant Down Commands				FDD Only	–	
>>>E-DCH Non-serving Relative Grant Down Commands Value Information	M		INTEGER (0..100,...)	Down Commands per second	YES	ignore

Range Bound	Explanation
MaxNrOfCellPortions	Maximum number of Cell Portions in a cell

### 9.2.1.12A Common Measurement Value Information

The *Common Measurement Value Information* IE provides information both on whether the Common Measurement Value is provided in the message or not and if provided also the Common Measurement Value itself.

IE/Group Name	Presence	Range	IE Type and Reference	Semantics Description
CHOICE <i>Measurement Availability Indicator</i>	M			
>Measurement Available				
>>Common Measurement Value	M		9.2.1.12	
>Measurement Not Available			NULL	

### 9.2.1.13 Common Physical Channel ID

Common Physical Channel ID is the unique identifier for one common physical channel within a cell.

IE/Group Name	Presence	Range	IE Type and Reference	Semantics Description
Common Physical Channel ID			INTEGER (0..255)	

### 9.2.1.13A Common Physical Channel Status Information

IE/Group Name	Presence	Range	IE Type and Reference	Semantics Description
Common Physical Channel ID	M		9.2.1.13	
Resource Operational State	M		9.2.1.52	
Availability Status	M		9.2.1.2	

### 9.2.1.14 Common Transport Channel ID

Common Transport Channel ID is the unique identifier for one common transport channel within a cell.

IE/Group Name	Presence	Range	IE Type and Reference	Semantics Description
Common Transport Channel ID			INTEGER (0..255)	

### 9.2.1.14A Common Transport Channel Information Response

The *Common Transport Channel Information Response* IE provides information for Common Transport Channels that have been established or modified.

IE/Group Name	Presence	Range	IE Type and Reference	Semantics Description
Common Transport Channel ID	M		9.2.1.14	
Binding ID	O		9.2.1.4	
Transport Layer Address	O		9.2.1.63	

### 9.2.1.14B Common Transport Channel Status Information

IE/Group Name	Presence	Range	IE Type and Reference	Semantics Description
Common Transport Channel ID	M		9.2.1.14	
Resource Operational State	M		9.2.1.52	
Availability Status	M		9.2.1.2	

### 9.2.1.15 Communication Control Port ID

A Communication Control Port corresponds to one signalling bearer between the CRNC and the Node B for the control of Node B Communication Contexts. The Node B may have multiple Communication Control Ports (one per Traffic Termination Point). The Communication Control Port is selected at creation of the Node B Communication Context. The Communication Control Port ID is the identifier of the Communication Control Port.

IE/Group Name	Presence	Range	IE Type and Reference	Semantics Description
Communication Control Port ID			INTEGER (0..65535)	

### 9.2.1.16 Configuration Generation ID

The Configuration Generation ID describes the generation of the configuration of logical resources in a cell.

IE/Group Name	Presence	Range	IE Type and Reference	Semantics Description
Configuration Generation ID			INTEGER (0..255)	Value "0" means "No configuration". At possible wraparound of the ID counter in CRNC the value "0" shall not be used.

### 9.2.1.17 Criticality Diagnostics

The *Criticality Diagnostics* IE is sent by a Node B or the CRNC when parts of a received message have not been comprehended or are missing, or if the message contained logical errors. When applicable, it contains information about which IEs that were not comprehended or were missing.

For further details on how to use the *Criticality Diagnostics* IE, see Annex C.

IE/Group Name	Presence	Range	IE Type and Reference	Semantics Description	Criticality	Assigned Criticality
<b>Procedure ID</b>		<i>0..1</i>		Procedure ID is to be used if Criticality Diagnostics is part of Error Indication procedure, and not within the response message of the same procedure that caused the error	–	
>Procedure Code	M		INTEGER (0..255)		–	
>Ddmode	M		ENUMERATED (TDD, FDD, Common, ...)	"Common" = common to FDD and TDD.	–	
Triggering Message	O		ENUMERATED (initiating message, successful outcome, unsuccessful outcome, outcome)	The Triggering Message is used only if the Criticality Diagnostics is part of Error Indication.	–	
Procedure Criticality	O		ENUMERATED (reject, ignore, notify)	This Procedure Criticality is used for reporting the Criticality of the Triggering message (Procedure).	–	
Transaction ID	O		9.2.1.62		–	
<b>Information Element Criticality Diagnostics</b>		<i>0..&lt;max nooferrors&gt;</i>			–	
>IE Criticality	M		ENUMERATED (reject, ignore, notify)	The IE Criticality is used for reporting the criticality of the triggering IE. The value "ignore" shall never be used.	–	
>IE ID	M		INTEGER (0..65535)	The IE ID of the not understood or missing IE	–	
>Repetition Number	O		INTEGER (0..255)	The <i>Repetition Number</i> IE gives: <ul style="list-style-type: none"> <li>• for a not understood IE: The number of occurrences of the reported IE up to and including the not understood occurrence</li> <li>• for a missing IE: The number of occurrences up to but not including the missing occurrence.</li> </ul> Note: All the counted occurrences of the reported IE must have the same topdown hierarchical message structure of IEs with assigned criticality above them.	–	

>Message Structure	O		9.2.1.45A	The <i>Message Structure</i> IE describes the structure where the not understood or missing IE was detected. This IE is included if the not understood IE is not the top level of the message.	YES	ignore
>Type Of Error	M		ENUMERATED (not understood, missing, ...)		YES	ignore

Range Bound	Explanation
<i>maxnooferrors</i>	Maximum number of IE errors allowed to be reported with a single message.

### 9.2.1.18 CRNC Communication Context ID

The CRNC Communication Context ID is the identifier of the Communication Context in the CRNC.

IE/Group Name	Presence	Range	IE Type and Reference	Semantics Description
CRNC Communication Context ID			INTEGER (0..2 <sup>20</sup> – 1)	"2 <sup>20</sup> -1" is a reserved value indicating all the CRNC Communication Contexts that can be reached by the Communication Control Port (All CRNCCC).

### 9.2.1.18A CTFC

The CTFC is an integer number calculated in accordance with [18], subclause 14.10. Regarding the channel ordering, for all transport channels, "TrCH1" corresponds to the transport channel having the lowest transport channel identity among all configured transport channels on this CCTrCH. "TrCH2" corresponds to the transport channel having the next lowest transport channel identity, and so on.

IE/Group Name	Presence	Range	IE Type and Reference	Semantics Description
CHOICE <i>CTFC Format</i>	M			
>2 bits long				
>>CTFC value	M		INTEGER (0..3)	
>4 bits long				
>>CTFC value	M		INTEGER (0..15)	
>6 bits long				
>>CTFC value	M		INTEGER (0..63)	
>8 bits long				
>>CTFC value	M		INTEGER (0..255)	
>12 bits long				
>>CTFC value	M		INTEGER (0..4095)	
>16 bits long				
>>CTFC value	M		INTEGER (0..65535)	
>max nb bits long				
>>CTFC value	M		INTEGER (0..maxCTFC)	



Range Bound	Explanation
MaxCTFC	Maximum number of the CTFC value is calculated according to the following: $\sum_{i=1}^J (L_i - 1)P_i$ with the notation according to ref. [18]

### 9.2.1.19 DCH Combination Indicator

Void.

### 9.2.1.20 DCH ID

The DCH ID is the identifier of an active dedicated transport channel. It is unique for each active DCH among the active DCHs simultaneously allocated for the same UE.

IE/Group Name	Presence	Range	IE Type and Reference	Semantics Description
DCH ID			INTEGER (0..255)	

### 9.2.1.20A Dedicated Channels Capacity Consumption Law

The capacity consumption law indicates to the CRNC how the Capacity Credit is consumed by NBAP set of procedures, depending on the [FDD - allocated Spreading Factor and the RL/RLS situation] [TDD – allocated Spreading Factor on each DPCH and the assigned timeslot]. [FDD - In Uplink, the reference spreading factor shall be the minimum spreading factor signalled in the Radio Link Setup Request message. This is signalled using the *Min UL Channelisation Code Length* IE.]

This capacity consumption law indicates the consumption law to be used with the following procedures :

- Radio Link Setup
- Radio Link Addition
- Radio Link Reconfiguration
- Radio Link Deletion
- [TDD - Physical Shared Channel Reconfiguration]

For the Radio Link Setup and Radio Link Addition procedures, the cost given in the consumption law shall be debited from the Capacity Credit, whereas it shall be credited to the Capacity Credit for the Radio Link Deletion procedure. For the Radio Link Reconfiguration procedure, the difference of the consumption cost for the new spreading factor and the consumption cost for the old spreading factor shall be debited from the Capacity Credit (or credited when this difference is negative).

If the modelling of the internal resource capability of the Node B is modelled independently for the Uplink and Downlink, the DL cost shall be applied to the DL or Global Capacity Credit and the UL Cost shall be applied to the UL Capacity Credit. If it is modelled as shared resources, both the DL costs and the UL costs shall be applied to the DL or Global Capacity Credit.

[FDD - For a Radio Link creating a Radio Link Set (first RL of a RLS), the cost for the RL (cost 2) and RLS (cost 1) shall be taken into account. When adding a Radio Link to a Radio Link Set, only the RL cost (cost 2) shall be taken into account.

In the case where multiple Radio Links are established in one procedure, for every created Radio Link Set, the first Radio Link is always the Radio Link with the lowest repetition number.]

[FDD - The costs given in the consumption law are the costs per channelization code. When multiple channelization codes are used by either the radio links, the cost credited to or debited from the Capacity Credit shall be taken as N times the cost for one code, where N is the number of channelization codes.]

[TDD -The cost for a radio link is a sum of the costs for each DPCH. For the first DPCH assigned to any user in a cell within a timeslot, the initial cost for a DPCH in a timeslot (cost 1) and the cost for a DPCH (cost 2) shall be taken into account. For any DPCH that is not the first DPCH assigned for any user in a cell within a timeslot, only the cost for a DPCH (cost 2) shall be taken into account.]

[TDD – The cost for shared channels is the sum of the costs for each PDSCH and PUSCH assigned to a PUSCH or PDSCH set. For the first PDSCH or PUSCH assigned to any user in a cell within a timeslot, the initial cost for a PDSCH/PUSCH in a timeslot (cost 1) and the cost for a PDSCH/PUSCH (cost 2) shall be taken into account. For any PDSCH/PUSCH that is not the first PDSCH/PUSCH assigned to any user in a cell within a timeslot, only the cost for a PDSCH/PUSCH (cost 2) shall be taken into account.]

[TDD - In the case of Physical Shared Channel Reconfiguration, the sum of the consumption cost of the each PDSCH/PUSCH of the previous configuration shall be credited to the capacity credit, and the sum of the consumption cost of each PDSCH/PUSCH of the new configuration shall be subtracted from the capacity credit.]

IE/Group Name	Presence	Range	IE Type and Reference	Semantics Description
<b>SF Allocation Law</b>		<i>1..&lt;maxno of SFs&gt;</i>		[FDD - For each SF, cost of its allocation: the first instance corresponds to SF = 4, the second to SF = 8, the third to SF = 16 and so on.] [TDD – For each SF, cost of its allocation: the first instance corresponds to SF = 1, the second to SF = 2, the third to SF = 4 and so on.]
>DL Cost 1	M		INTEGER (0..65535)	[FDD – This is the cost of a RLS.] [TDD – This is the additional cost of the first DPCH/PDSCH/PUSCH assigned to any user in a cell within a timeslot.]
>DL Cost 2	M		INTEGER (0..65535)	[FDD – This is the cost of a RL.] [TDD – This is the cost of a DPCH/PDSCH/PUSCH]
>UL Cost 1	M		INTEGER (0..65535)	FDD – This is the cost of a RLS.] [TDD – This is the additional cost of the first DPCH/PDSCH/PUSCH assigned to any user in a cell within a timeslot.]
>UL Cost 2	M		INTEGER (0..65535)	[FDD – This is the cost of a RL.] [TDD – This is the cost of a DPCH/PDSCH/PUSCH.]

Range Bound	Explanation
<i>maxnoofSFs</i>	Maximum number of Spreading Factors

### 9.2.1.20B DL Or Global Capacity Credit

The capacity credit indicates to the CRNC the Downlink or global capacity of a Local Cell or a Local Cell Group.

IE/Group Name	Presence	Range	IE Type and Reference	Semantics Description
DL Or Global Capacity Credit			INTEGER (0..65535)	

### 9.2.1.20C DCH Information Response

The *DCH Information Response* IE provides information for DCHs that have been established or modified.

IE/Group Name	Presence	Range	IE Type and Reference	Semantics Description
<b>DCH Information Response</b>		1..<maxno ofDCHs>		Only one DCH per set of coordinated DCHs shall be included
>DCH ID	M		9.2.1.20	
>Binding ID	O		9.2.1.4	
>Transport Layer Address	O		9.2.1.63	

Range Bound	Explanation
<i>maxnoofDCHs</i>	Maximum number of DCH per UE

### 9.2.1.21 DL Power

The *DL Power* IE indicates a power level relative to the [FDD - primary CPICH power] [TDD - primary CCPCH power] configured in a cell. If Transmit Diversity is applied to a downlink physical channel, the *DL Power* IE indicates the power offset between the linear sum of the power for this downlink physical channel on all branches and the [FDD - primary CPICH power] [TDD - PCCPCH power] configured in a cell.

[FDD - If referred to a DPCH, it indicates the power of the transmitted DPDCH symbols.] [FDD - If referred to an F-DPCH, it indicates the Reference F-DPCH TX Power.]

[TDD - If referred to a DPCH or PDSCH, it indicates the power of a spreading factor 16 code, the power for a spreading factor 1 code would be 12 dB higher. If referred to a SCCPCH, the *DL Power* IE specifies the maximum power of the SCCPCH.]

IE/Group Name	Presence	Range	IE Type and Reference	Semantics Description
DL Power			INTEGER (-350..150)	Value = DL Power /10 Unit: dB Range: -35.0 .. +15.0 dB Step: 0.1dB

### 9.2.1.22 Dedicated Measurement Object Type

Void.

### 9.2.1.23 Dedicated Measurement Type

The Dedicated Measurement Type identifies the type of measurement that shall be performed.

IE/Group Name	Presence	Range	IE Type and Reference	Semantics Description
Dedicated Measurement Type			ENUMERATED ( SIR, SIR Error, Transmitted Code Power, RSCP, Rx Timing Deviation, Round Trip Time, ..., Rx Timing Deviation LCR, Angle Of Arrival LCR, HS-SICH reception quality, Best Cell Portions)	"RSCP" and "HS-SICH reception quality" are used by TDD only. "Rx Timing Deviation" is used by 3.84Mcps TDD only. "Rx Timing Deviation LCR", "Angle Of Arrival LCR" are used by 1.28Mcps TDD only. "Round Trip Time", "SIR Error" are used by FDD only. 'Best Cell Portions' is used by FDD only.

Note: For definitions of the measurement types refer to [4] and [5].

#### 9.2.1.24 Dedicated Measurement Value

The Dedicated Measurement Value shall be the most recent value for this measurement, for which the reporting criteria were met.

IE/Group Name	Presence	Range	IE Type and Reference	Semantics Description	Criticality	Assigned Criticality
CHOICE <i>Dedicated Measurement Value</i>	M				–	
> <i>SIR Value</i>					–	
>> <i>SIR Value</i>	M		INTEGER (0..63)	According to mapping in [22] and [23]	–	
> <i>SIR Error Value</i>				FDD only	–	
>> <i>SIR Error Value</i>	M		INTEGER (0..125)	According to mapping in [22]	–	
> <i>Transmitted Code Power Value</i>					–	
>> <i>Transmitted Code Power Value</i>	M		INTEGER (0..127)	According to mapping in [22] and [23]. Values 0 to 9 and 123 to 127 shall not be used.	–	
> <i>RSCP</i>				TDD only	–	
>> <i>RSCP</i>	M		INTEGER (0..127)	According to mapping in [23]	–	
> <i>Rx Timing Deviation Value</i>				Applicable to 3.84Mcps TDD only	–	
>> <i>Rx Timing Deviation</i>	M		INTEGER (0..8191)	According to mapping in [23]	–	
> <i>Round Trip Time</i>				FDD only	–	
>> <i>Round Trip Time</i>	M		INTEGER (0..32767)	According to mapping in [22]	–	
> <i>Additional Dedicated Measurement Values</i>					–	
>> <i>Rx Timing Deviation Value LCR</i>				Applicable to 1.28Mcps TDD only	–	
>>> <i>Rx Timing Deviation LCR</i>	M		INTEGER (0..511)	According to mapping in [23]	YES	reject
>>> <i>Angle Of Arrival Value LCR</i>				Applicable to 1.28Mcps TDD only	–	
>>>> <i>AOA Value LCR</i>		1			YES	reject
>>>> <i>AOA LCR</i>	M		INTEGER (0..719)	According to mapping in [23]	–	
>>>> <i>AOA LCR Accuracy Class</i>	M		ENUMERATE D (A, B, C, D, E, F, G, H,...)	According to mapping in [23]	–	
>> <i>HS-SICH Reception Quality</i>				Applicable to TDD only	–	
>>>> <i>HS-SICH Reception Quality Value</i>		1			YES	reject
>>>> <i>Failed HS-SICH</i>	M		INTEGER (0..20)	According to mapping in [23]	–	
>>>> <i>Missed HS-SICH</i>	M		INTEGER (0..20)	According to mapping in [23]	–	
>>>> <i>Total HS-SICH</i>	M		INTEGER (0..20)	According to mapping in [23]	–	
>>>> <i>Failed HS-SICH LCR extension</i>	O		INTEGER (0..20)	According to mapping in [23] Mandatory for LCR TDD when there are more than 20 failed HS-SICH	YES	reject
>>>> <i>Missed HS-SICH LCR extension</i>	O		INTEGER (0..20)	According to mapping in [23] Mandatory for LCR TDD when there are more than 20 missed	YES	reject

				HS-SICH		
>>>>Total HS-SICH LCR extension	O		INTEGER (0..20)	According to mapping in [23] Mandatory for LCR TDD when there are more than 20 total HS-SICH	YES	reject
>>Best Cell Portions				FDD only	YES	reject
>>>Best Cell Portions	M		9.2.2.1Ba		–	

### 9.2.1.24A Dedicated Measurement Value Information

The *Dedicated Measurement Value Information* IE provides information both on whether or not the Dedicated Measurement Value is provided in the message or not and if provided also the Dedicated Measurement Value itself.

IE/Group Name	Presence	Range	IE Type and Reference	Semantics Description
CHOICE <i>Measurement Availability Indicator</i>	M			
> <i>Measurement Available</i>				
>>Dedicated Measurement Value	M		9.2.1.24	
>>CFN	O		9.2.1.7	Dedicated Measurement Time Reference
> <i>Measurement Not Available</i>			NULL	

### 9.2.1.24B DGPS Corrections

The DGPS Corrections IE contains DGPS information used by the UE Positioning A-GPS method. For further details on the meaning of parameters, see [28].

IE/Group Name	Presence	Range	IE Type and Reference	Semantics Description
GPS TOW	M		INTEGER (0..604799)	Time in seconds. This field indicates the baseline time for which the corrections are valid.
Status/Health	M		ENUMERATED ( UDRE scale 1.0, UDRE scale 0.75, UDRE scale 0.5, UDRE scale 0.3, UDRE scale 0.1, no data, invalid data)	This field indicates the status of the differential corrections.
<b>Satellite Information</b>		<i>1..&lt;maxNo Sat&gt;</i>		
>SatID	M		INTEGER (0..63)	Identifies the satellite and is equal to (SV ID No - 1) where SV ID No is defined in [27].
>IODE	M		BIT STRING (8)	This IE is the sequence number for the ephemeris for the particular satellite. It can be used to determine if new ephemeris is used for calculating the corrections that are provided. This eight-bit IE is incremented for each new set of ephemeris for the satellite and may occupy the numerical range of [0, 239] during normal operations.
>UDRE	M		ENUMERATED ( UDRE ≤1.0m, 1.0m < UDRE ≤ 4.0m, 4.0m < UDRE ≤ 8.0m, 8.0m < UDRE)	User Differential Range Error. This field provides an estimate of the uncertainty (1-σ) in the corrections for the particular satellite. The value in this field shall be multiplied by the UDRE Scale Factor in the common Corrections Status/Health field to determine the final UDRE estimate for the particular satellite
>PRC	M		INTEGER (-2047..2047)	Pseudo Range Correction Unit: m (meters) Step: 0.32 meters
>Range Correction Rate	M		INTEGER (-127..127)	Unit: m/s Step: 0.032 m/s

Range Bound	Explanation
<i>maxNoSat</i>	Maximum number of satellites for which information can be provided

### 9.2.1.24C Delayed Activation

The *Delayed Activation* IE indicates that the activation of the DL power shall be delayed until an indicated CFN or until a separate activation indication is received.

IE/Group Name	Presence	Range	IE Type and Reference	Semantics Description
CHOICE <i>Delayed Activation</i>	M			
>CFN				
>> Activation CFN	M		CFN 9.2.1.7	
>Separate Indication			NULL	

### 9.2.1.24D Delayed Activation Update

The *Delayed Activation Update* IE indicates a change of the activation of the DL power for a specific RL.

IE/Group Name	Presence	Range	IE Type and Reference	Semantics Description
CHOICE <i>Delayed Activation Update</i>	M			
> <i>Activate</i>				
>>CHOICE <i>Activation Type</i>	M			
>>> <i>Synchronised</i>				
>>>>Activation CFN	M		CFN 9.2.1.7	
>>>> <i>Unsynchronised</i>			NULL	
>>Initial DL TX Power	M		DL Power 9.2.1.21	
>>First RLS Indicator	O		9.2.2.16A	FDD Only
>>Propagation Delay	O		9.2.2.35	FDD Only
> <i>Deactivate</i>				
>>CHOICE <i>Deactivation Type</i>	M			
>>> <i>Synchronised</i>				
>>>>Deactivation CFN	M		CFN 9.2.1.7	
>>>> <i>Unsynchronised</i>			NULL	

### 9.2.1.24E Discard Timer

The *Discard Timer* IE defines the time to live for a MAC-hs SDU starting from the instant of its arrival into an HSDPA Priority Queue. The Node B shall use this information to discard out-of-data MAC-hs SDUs from the HSDPA Priority Queues.

IE/Group Name	Presence	Range	IE type and reference	Semantics description
Discard Timer			ENUMERATED (20, 40, 60, 80, 100, 120, 140, 160, 180, 200, 250, 300, 400, 500, 750, 1000, 1250, 1500, 1750, 2000, 2500, 3000, 3500, 4000, 4500, 5000, 7500, ...)	Unit: ms

### 9.2.1.25 Diversity Control Field

The Diversity Control Field indicates if the current RL may, must or must not be combined with the already existing RLs.

IE/Group Name	Presence	Range	IE Type and Reference	Semantics Description
Diversity Control Field			ENUMERATED ( May, Must, Must Not, ...)	

### 9.2.1.26 Diversity Indication

Void.



## 9.2.1.26A DL DPCH Timing Adjustment

Void.

## 9.2.1.27 DSCH ID

Void.

## 9.2.1.27A DSCH Information Response

Void

## 9.2.1.28 DSCH Transport Format Set

Void.

## 9.2.1.29 DSCH Transport Format Combination Set

Void.

## 9.2.1.29A End Of Audit Sequence Indicator

Indicates if the AUDIT RESPONSE message ends an audit sequence or not.

IE/Group Name	Presence	Range	IE Type and Reference	Semantics Description
End Of Audit Sequence Indicator			ENUMERATED ( End of audit sequence, Not end of audit sequence)	"End of audit sequence" = all audit information has been provided by the Node B. "Not end of audit sequence" = more audit information is available.

## 9.2.1.29B FN Reporting Indicator

The Frame Number Reporting Indicator indicates if the SFN or CFN shall be included together with the reported measurement value.

IE/Group Name	Presence	Range	IE Type and Reference	Semantics Description
FN Reporting Indicator			ENUMERATED ( FN Reporting Required, FN Reporting Not Required)	

## 9.2.1.30 Frame Handling Priority

This parameter indicates the priority level to be used during the lifetime of the DCH [TDD - DSCH] for temporary restriction of the allocated resources due overload reason.

IE/Group Name	Presence	Range	IE Type and Reference	Semantics Description
Frame Handling Priority			INTEGER (0..15)	"0" = lowest priority, ... "15" = highest priority

### 9.2.1.31 Frame Offset

The Frame Offset is the required offset between the dedicated channel downlink transmission frames (CFN, Connection Frame Number) and the broadcast channel frame offset (Cell Frame Number). The Frame Offset is used in the translation between Connection Frame Number (CFN) on Iub/Iur and the least significant 8 bits of SFN (System Frame Number) on Uu. The Frame Offset is UE and cell specific.

IE/Group Name	Presence	Range	IE Type and Reference	Semantics Description
Frame Offset			INTEGER (0..255)	Frames

### 9.2.1.31A IB\_OC\_ID

The IB OC ID identifies the occurrence of a specific Information Block.

IE/Group Name	Presence	Range	IE Type and Reference	Semantics Description
IB OC ID			INTEGER (1..16)	

### 9.2.1.31B GPS Navigation Model & Time Recovery

This IE contains subframes 1 to 3 of the GPS navigation message. For further details on the meaning of parameters, see [27].

IE/Group Name	Presence	Range	IE Type and Reference	Semantics Description
<b>Navigation Message 1to3</b>		<i>1..&lt;maxNoSat&gt;</i>		
>Transmission TOW	M		INTEGER (0..1048575)	Time of the Week when the message is broadcast.
>SatID	M		INTEGER (0..63)	Identifies the satellite and is equal to (SV ID No - 1) where SV ID No is defined in [27].
>TLM Message	M		BIT STRING (14)	
>TIm Revd (C)	M		BIT STRING (2)	
>HO-Word	M		BIT STRING (22)	
>WN	M		BIT STRING (10)	
>C/A or P on L2	M		BIT STRING (2)	
>User Range Accuracy Index	M		BIT STRING (4)	
>SV Health	M		BIT STRING (6)	
>IODC	M		BIT STRING (10)	
>L2 P Data Flag	M		BIT STRING (1)	
>SF 1 Reserved	M		BIT STRING (87)	
>T <sub>GD</sub>	M		BIT STRING (8)	
>t <sub>oc</sub>	M		BIT STRING (16)	
>af <sub>2</sub>	M		BIT STRING (8)	
>af <sub>1</sub>	M		BIT STRING (16)	
>af <sub>0</sub>	M		BIT STRING (22)	
>C <sub>rs</sub>	M		BIT STRING (16)	
>Δn	M		BIT STRING (16)	
>M <sub>0</sub>	M		BIT STRING (32)	
>C <sub>uc</sub>	M		BIT STRING (16)	
>e	M		BIT STRING (32)	
>C <sub>us</sub>	M		BIT STRING (16)	
>(A) <sup>1/2</sup>	M		BIT STRING (32)	
>t <sub>oe</sub>	M		BIT STRING (16)	
>Fit Interval Flag	M		BIT STRING (1)	
>AODO	M		BIT STRING (5)	
>C <sub>ic</sub>	M		BIT STRING (16)	
>OMEGA <sub>0</sub>	M		BIT STRING (32)	
>C <sub>is</sub>	M		BIT STRING (16)	
>i <sub>0</sub>	M		BIT STRING (32)	
>C <sub>rc</sub>	M		BIT STRING (16)	
>ω	M		BIT STRING (32)	
>OMEGAdot	M		BIT STRING (24)	
>ldot	M		BIT STRING (14)	
>Spare/zero fill	M		BIT STRING (20)	

Range Bound	Explanation
<i>maxNoSat</i>	Maximum number of satellites for which information can be provided

### 9.2.1.31C GPS Ionospheric Model

This IE provides the information regarding the GPS Ionospheric Model. For further details on the meaning of parameters, see [27].

IE/Group Name	Presence	Range	IE Type and Reference	Semantics Description
α <sub>0</sub>	M		BIT STRING (8)	
α <sub>1</sub>	M		BIT STRING (8)	
α <sub>2</sub>	M		BIT STRING (8)	
α <sub>3</sub>	M		BIT STRING (8)	
β <sub>0</sub>	M		BIT STRING (8)	
β <sub>1</sub>	M		BIT STRING (8)	
β <sub>2</sub>	M		BIT STRING (8)	
β <sub>3</sub>	M		BIT STRING (8)	

### 9.2.1.31D GPS UTC Model

This IE provides the information regarding the GPS UTC Model. For further details on the meaning of parameters, see [27].

IE/Group Name	Presence	Range	IE Type and Reference	Semantics Description
A <sub>1</sub>	M		BIT STRING (24)	
A <sub>0</sub>	M		BIT STRING (32)	
t <sub>ot</sub>	M		BIT STRING (8)	
Δt <sub>LS</sub>	M		BIT STRING (8)	
WN <sub>t</sub>	M		BIT STRING (8)	
WN <sub>LSF</sub>	M		BIT STRING (8)	
DN	M		BIT STRING (8)	
Δt <sub>LSF</sub>	M		BIT STRING (8)	

### 9.2.1.31E GPS Real-Time Integrity

This IE provides the information regarding the status of the GPS constellation. For further details on the meaning of parameters, see [27].

IE/Group Name	Presence	Range	IE Type and Reference	Semantics Description
CHOICE <i>Bad Satellites Presence</i>	M			
> <i>Bad Satellites</i>				
>> <b>Satellite Information</b>		1..<maxNo Sat>		
>>>BadSatID	M		INTEGER (0..63)	Identifies the satellite and is equal to (SV ID No - 1) where SV ID No is defined in [27].
> <i>No Bad Satellites</i>			NULL	

Range Bound	Explanation
maxNoSat	Maximum number of satellites for which information can be provided

### 9.2.1.31F GPS Almanac

This IE provides the information regarding the GPS Almanac. For further details on the meaning of parameters, see [27].

IE/Group Name	Presence	Range	IE Type and Reference	Semantics Description
WN <sub>a</sub>	M		BIT STRING (8)	
<b>Satellite Information</b>	M	1..<maxNoOfSatAlmanac>		See Note 1.
>DataID	M		INTEGER (0..3)	
>SatID	M		INTEGER (0..63)	Identifies the satellite and is equal to (SV ID No - 1) where SV ID No is defined in [27].
>e	M		BIT STRING (16)	
>t <sub>oa</sub>	M		BIT STRING (8)	
>δi	M		BIT STRING (16)	
>OMEGADOT	M		BIT STRING (16)	
>SV Health	M		BIT STRING (8)	
>A <sup>1/2</sup>	M		BIT STRING (24)	
>OMEGA <sub>0</sub>	M		BIT STRING (24)	
>M <sub>0</sub>	M		BIT STRING (24)	
>ω	M		BIT STRING (24)	
>af <sub>0</sub>	M		BIT STRING (11)	
>af <sub>1</sub>	M		BIT STRING (11)	
SV Global Health	O		BIT STRING (364)	

Range Bound	Explanation
maxNoOfSatAlmanac	Maximum number of satellite almanacs for which information can be provided

Note 1: This information element is a simplified representation of the ASN.1 description. Repetitions 1 through maxNoSat and repetitions maxNoSat+1 through maxNoOfSatAlmanac are represented by separate ASN.1 structures with different criticality.

### 9.2.1.31G GPS Receiver Geographical Position (GPS RX Pos)

The GPS Receiver Geographical Position is used to identify the geographical coordinates of a GPS receiver relevant for a certain Information Exchange Object.

IE/Group Name	Presence	Range	IE Type and Reference	Semantics Description
Latitude Sign	M		ENUMERATED (North, South)	
Degrees of Latitude	M		INTEGER (0..2 <sup>23</sup> -1)	The IE value (N) is derived by this formula: $N \leq 2^{23} \times X / 90 < N+1$ X being the latitude in degree (0°.. 90°)
Degrees of Longitude	M		INTEGER (-2 <sup>23</sup> ..2 <sup>23</sup> -1)	The IE value (N) is derived by this formula: $N \leq 2^{24} \times X / 360 < N+1$ X being the longitude in degree (-180°..+180°)
Direction of Altitude	M		ENUMERATED (Height, Depth)	
Altitude	M		INTEGER (0..2 <sup>15</sup> -1)	The relation between the value (N) and the altitude (a) in meters it describes is $N \leq a < N+1$ , except for $N=2^{15}-1$ for which the range is extended to include all greater values of (a).

### 9.2.1.31Ga HSDPA Capability

This parameter defines the HSDPA capability for a Local Cell.

IE/Group Name	Presence	Range	IE Type and Reference	Semantics Description
HSDPA Capability			ENUMERATED (HSDPA Capable, HSDPA non Capable)	

### 9.2.1.31H HS-DSCH Information To Modify

The *HS-DSCH Information To Modify* IE is used for modification of HS-DSCH information in a Node B Communication Context.

IE/Group Name	Presence	Range	IE Type and Reference	Semantics Description	Criticality	Assigned Criticality
<b>HS-DSCH MAC-d Flow Specific Information</b>		<i>0..&lt;maxno ofMACdFlows&gt;</i>			–	
>HS-DSCH MAC-d Flow ID	M		9.2.1.311		–	
>Allocation/Retention Priority	O		9.2.1.1A		–	
>Transport Bearer Request Indicator	M		9.2.1.62A		–	
>Binding ID	O		9.2.1.4	Shall be ignored if bearer establishment with ALCAP.	–	
>Transport Layer Address	O		9.2.1.63	Shall be ignored if bearer establishment with ALCAP.	–	
<b>Priority Queue Information</b>		<i>0..&lt;maxno ofPrioQueues&gt;</i>			–	
>CHOICE <i>Priority Queue</i>	M				–	
>>Add <i>Priority Queue</i>					–	
>>>Priority Queue ID	M		9.2.1.49C		–	
>>>Associated HS-DSCH MAC-d Flow	M		HS-DSCH MAC-d Flow ID 9.2.1.311	Shall only refer to an HS-DSCH MAC-d flow already existing in the old configuration. Multiple Priority Queues can be associated with the same HS-DSCH MAC-d Flow ID.	–	
>>>Scheduling Priority Indicator	M		9.2.1.53H		–	
>>>T1	M		9.2.1.56a		–	
>>>Discard Timer	O		9.2.1.24E		–	
>>>MAC-hs Window Size	M		9.2.1.38B		–	
>>>MAC-hs Guaranteed Bit Rate	O		9.2.1.38Aa		–	
>>>MAC-d PDU Size Index		<i>1..&lt;maxno ofMACdPDUindexes&gt;</i>			–	
>>>>SID	M		9.2.1.53I		–	
>>>>MAC-d PDU Size	M		9.2.1.38A		–	
>>>RLC Mode	M		9.2.1.52B		–	
>>Modify <i>Priority Queue</i>					–	
>>>Priority Queue ID	M		9.2.1.49C	Shall only refer to a Priority Queue already existing in the old configuration.	–	
>>>Scheduling Priority Indicator	O		9.2.1.53H		–	
>>>T1	O		9.2.1.56a		–	

>>>Discard Timer	O		9.2.1.24E		–	
>>>MAC-hs Window Size	O		9.2.1.38B		–	
>>>MAC-hs Guaranteed Bit Rate	O		9.2.1.38Aa		–	
>>>MAC-d PDU Size Index		<i>0..&lt;maxno ofMACdP DUindexes &gt;</i>			–	
>>>>SID	M		9.2.1.53I		–	
>>>>MAC-d PDU Size	M		9.2.1.38A		–	
>>Delete Priority Queue					–	
>>>Priority Queue ID	M		9.2.1.49C	Shall only refer to a Priority Queue already existing in the old configuration.	–	
MAC-hs Reordering Buffer Size for RLC-UM	O		9.2.1.38Ab		–	
CQI Feedback Cycle k	O		9.2.2.21B	For FDD only	–	
CQI Repetition Factor	O		9.2.2.4Cb	For FDD only	–	
ACK-NACK Repetition Factor	O		9.2.2.a	For FDD only	–	
CQI Power Offset	O		9.2.2.4Ca	For FDD only	–	
ACK Power Offset	O		9.2.2.b	For FDD only	–	
NACK Power Offset	O		9.2.2.23a	For FDD only	–	
HS-SCCH Power Offset	O		9.2.2.18I	For FDD only	–	
Measurement Power Offset	O		9.2.2.21C	For FDD only	–	
HS-SCCH Code Change Grant	O		9.2.1.31L		–	
TDD ACK NACK Power Offset	O		9.2.3.18F	For TDD only	–	
HARQ Preamble Mode	O		9.2.2.18a	For FDD only	YES	ignore
HS-SICH SIR Target	O		UL SIR 9.2.1.67A	Applicable to 1.28Mcps TDD only	YES	ignore
<b>UE Capabilities Information</b>					–	
>HS-DSCH Physical Layer Category	O		9.2.1.31Ia		YES	Ignore
HS-SICH TPC step size	O		9.2.3.21a	Applicable to 1.28Mcps TDD only	YES	ignore

Range Bound	Explanation
<i>maxnoofMACdFlows</i>	Maximum number of HS-DSCH MAC-d flows
<i>maxnoofPrioQueues</i>	Maximum number of Priority Queues
<i>maxnoofMACdPDUindexes</i>	Maximum number of different MAC-d PDU SIDs

### 9.2.1.31HA HS-DSCH Information To Modify Unsynchronised

The *HS-DSCH Information To Modify Unsynchronised* IE is used for modification of HS-DSCH information in a Node B Communication Context with the Unsynchronised Radio Link Reconfiguration procedure.



IE/Group Name	Presence	Range	IE Type and Reference	Semantics Description	Criticality	Assigned Criticality
<b>HS-DSCH MAC-d Flow Specific Information</b>		<i>0..&lt;maxno ofMACdFlows&gt;</i>			–	
>HS-DSCH MAC-d Flow ID	M		9.2.1.31I		–	
>Allocation/Retention Priority	O		9.2.1.1A		–	
>Transport Bearer Request Indicator	M		9.2.1.62A		–	
>Binding ID	O		9.2.1.4	Shall be ignored if bearer establishment with ALCAP.	–	
>Transport Layer Address	O		9.2.1.63	Shall be ignored if bearer establishment with ALCAP.	–	
<b>Priority Queue Information</b>		<i>0..&lt;maxno ofPrioQueues&gt;</i>			–	
>Priority Queue ID	M		9.2.1.49C		–	
>Scheduling Priority Indicator	O		9.2.1.53H		–	
>Discard Timer	O		9.2.1.24E		–	
>MAC-hs Guaranteed Bit Rate	O		9.2.1.38Aa		–	
CQI Power Offset	O		9.2.2.4Ca	For FDD only	–	
ACK Power Offset	O		9.2.2.b	For FDD only	–	
NACK Power Offset	O		9.2.2.23a	For FDD only	–	
HS-SCCH Power Offset	O		9.2.2.18I	For FDD only	–	
TDD ACK NACK Power Offset	O		9.2.3.18F	For TDD only	–	
HARQ Preamble Mode	O		9.2.2.18a	For FDD only	YES	ignore
HS-SICH SIR Target	O		UL SIR 9.2.1.67A	Applicable to 1.28Mcps TDD only	YES	ignore
<b>UE Capabilities Information</b>					–	
>HS-DSCH Physical Layer Category	O		9.2.1.31Ia		YES	ignore
HS-SICH TPC step size	O		9.2.3.21a	Applicable to 1.28Mcps TDD only	YES	ignore

Range Bound	Explanation
<i>maxnoofMACdFlows</i>	Maximum number of HS-DSCH MAC-d flows
<i>maxnoofPrioQueues</i>	Maximum number of Priority Queues

### 9.2.1.31Ha HS-DSCH Initial Capacity Allocation

The *HS-DSCH Initial Capacity Allocation* IE provides flow control information for each scheduling priority class for the HS-DSCH FP over Iub.

IE/Group Name	Presence	Range	IE Type and Reference	Semantics Description
<b>HS-DSCH Initial Capacity Allocation</b>		<i>1..&lt;maxno ofPrioQueues&gt;</i>		
>Scheduling Priority Indicator	M		9.2.1.53H	
>Maximum MAC-d PDU Size	M		MAC-d PDU Size 9.2.1.38A	
>HS-DSCH Initial Window Size	M		9.2.1.31Hb	

Range Bound	Explanation
<i>maxnoofPrioQueues</i>	Maximum number of Priority Queues

### 9.2.1.31Hb HS-DSCH Initial Window Size

Indicates the initial number of MAC-d PDUs that may be transmitted before new credits are received from the Node B.

IE/Group Name	Presence	Range	IE Type and Reference	Semantics Description
HS-DSCH Initial Window Size			INTEGER (1..255)	Number of MAC-d PDUs

### 9.2.1.31I HS-DSCH MAC-d Flow ID

HS-DSCH MAC-d Flow ID is the unique identifier for one MAC-d flow.

IE/Group Name	Presence	Range	IE Type and Reference	Semantics Description
HS-DSCH MAC-d Flow ID			INTEGER (0..7)	

### 9.2.1.31IA HS-DSCH MAC-d Flows Information

The *HS-DSCH MAC-d Flows Information* IE is used for the establishment of HS-DSCH MAC-d flows for a Node B Communication Context.

IE/Group Name	Presence	Range	IE Type and Reference	Semantics Description
<b>HS-DSCH MAC-d Flow Specific Information</b>		<i>1..&lt;maxno ofMACdFlows&gt;</i>		
>HS-DSCH MAC-d Flow ID	M		9.2.1.31I	
>Allocation/Retention Priority	M		9.2.1.1A	
>Binding ID	O		9.2.1.4	Shall be ignored if bearer establishment with ALCAP.
>Transport Layer Address	O		9.2.1.63	Shall be ignored if bearer establishment with ALCAP.
<b>Priority Queue Information</b>		<i>1..&lt;maxno ofPrioQueues&gt;</i>		
>Priority Queue ID	M		9.2.1.49C	
>Associated HS-DSCH MAC-d Flow	M		HS-DSCH MAC-d Flow ID 9.2.1.31I	The HS-DSCH MAC-d Flow ID shall be one of the flow IDs defined in the HS-DSCH MAC-d Flow Specific Information of this IE. Multiple Priority Queues can be associated with the same HS-DSCH MAC-d Flow ID.
>Scheduling Priority Indicator	M		9.2.1.53H	
>T1	M		9.2.1.56a	
>Discard Timer	O		9.2.1.24E	
>MAC-hs Window Size	M		9.2.1.38B	
>MAC-hs Guaranteed Bit Rate	O		9.2.1.38Aa	
<b>&gt;MAC-d PDU Size Index</b>		<i>1..&lt;maxno ofMACdPDUindexes&gt;</i>		
>>SID	M		9.2.1.53I	
>>MAC-d PDU Size	M		9.2.1.38A	
>RLC Mode	M		9.2.1.52B	

Range Bound	Explanation
<i>maxnoofMACdFlows</i>	Maximum number of HS-DSCH MAC-d flows
<i>maxnoofPrioQueues</i>	Maximum number of Priority Queues
<i>maxnoofMACdPDUindexes</i>	Maximum number of different MAC-d PDU SIDs

### 9.2.1.31IB HS-DSCH MAC-d Flows To Delete

The *HS-DSCH MAC-d Flows To Delete* IE is used for the removal of HS-DSCH MAC-d flows from a Node B Communication Context.

IE/Group Name	Presence	Range	IE Type and Reference	Semantics Description
<b>HS-DSCH MAC-d Flows To Delete</b>		<i>1..&lt;maxno ofMACdFlows&gt;</i>		
>HS-DSCH MAC-d Flow ID	M		9.2.1.31I	

Range Bound	Explanation
<i>maxnoofMACdFlows</i>	Maximum number of HS-DSCH MAC-d flows

### 9.2.1.31Ia HS-DSCH Physical Layer Category

The *HS-DSCH Physical Layer Category* IE defines a set of UE radio access capabilities related to HSDPA, as defined in [33].

IE/Group Name	Presence	Range	IE Type and Reference	Semantics Description
HS-DSCH Physical Layer Category			INTEGER (1..64,...)	

### 9.2.1.311aa HS-DSCH Provided Bit Rate Value

The *HS-DSCH Provided Bit Rate Value* IE indicates the HS-DSCH Provided Bit Rate as defined in [32].

IE/Group Name	Presence	Range	IE Type and Reference	Semantics Description
HS-DSCH Provided Bit Rate Value			INTEGER (0..2 <sup>24</sup> -1, ...)	Expressed in bit/s.

### 9.2.1.311b HS-DSCH Provided Bit Rate Value Information

The *HS-DSCH Provided Bit Rate Value Information* IE reports the *HS-DSCH Provided Bit Rate Value* IE for each priority class.

IE/Group Name	Presence	Range	IE Type and Reference	Semantics Description
<b>HS-DSCH Provided Bit Rate Value Information</b>		1..<maxNo ofPriorityClasses>		
>Scheduling Priority Indicator	M		9.2.1.53H	
>HS-DSCH Provided Bit Rate Value	M		9.2.1.311aa	

Range Bound	Explanation
<i>maxNoofPriorityClasses</i>	Maximum number of HS-DSCH Scheduling Priorities

### 9.2.1.311ba HS-DSCH Required Power Value

The *HS-DSCH Required Power Value* IE indicates the minimum necessary power for a given priority class to meet the Guaranteed Bit Rate for all the established HS-DSCH connections belonging to this priority class.

IE/Group Name	Presence	Range	IE Type and Reference	Semantics Description
HS-DSCH Required Power Value			INTEGER (0..1000)	Expressed in thousandths of the max transmission power

### 9.2.1.311c HS-DSCH Required Power Value Information

The *HS-DSCH Required Power Value Information* IE reports the *HS-DSCH Required Power Value* IE for each priority class. For each priority class, a list of UEs, identified by the *CRNC Communication Context* IEs, requiring a particularly high amount of power to meet the Guaranteed Bit Rate for their established HS-DSCH connections may be included. Additionally, the *HS-DSCH Required Power Per UE Weight* IE may be included for each of those UEs.

IE/Group Name	Presence	Range	IE Type and Reference	Semantics Description
<b>HS-DSCH Required Power Value Information</b>		<i>1..&lt;maxNo ofPriorityClasses&gt;</i>		
>Scheduling Priority Indicator	M		9.2.1.53H	
>HS-DSCH Required Power Value	M		9.2.1.31Iba	
<b>&gt;HS-DSCH Required Power Per UE Information</b>		<i>0..&lt;maxNo ofContextsonUeList&gt;</i>		List of UEs with Guaranteed Bit Rate indicating their required power consumption relative to the HS-DSCH Required Power Value.
>>CRNC Communication Context ID	M		9.2.1.18	The reserved value "All CRNCCC" shall not be used.
>>HS-DSCH Required Power Per UE Weight	O		INTEGER (0..100)	Expressed in percentage of the value provided in the <i>HS-DSCH Required Power Value</i> IE

Range Bound	Explanation
<i>maxNoofContextsonUeList</i>	Maximum number of Communication Contexts to include in the list of UEs
<i>maxNoofPriorityClasses</i>	Maximum number of HS-DSCH Scheduling Priorities

### 9.2.1.31J HS-DSCH RNTI

The HS-DSCH RNTI is used for the UE-specific CRC in HS-SCCH and HS-DSCH.

IE/Group Name	Presence	Range	IE Type and Reference	Semantics Description
HS-DSCH RNTI			INTEGER (0..65535)	

### 9.2.1.31K HS-SCCH Code Change Indicator

The HS-SCCH Code Change Indicator indicates whether the HS-SCCH Code change is needed or not.

IE/Group Name	Presence	Range	IE Type and Reference	Semantics Description
HS-SCCH Code Change Indicator			ENUMERATED (HS-SCCH Code Change needed)	

### 9.2.1.31L HS-SCCH Code Change Grant

The *HS-SCCH Code Change Grant* IE indicates that modification of HS-SCCH Codes is granted.

IE/Group Name	Presence	Range	IE Type and Reference	Semantics Description
HS-SCCH Code Change Grant			ENUMERATED (Change Granted)	

### 9.2.1.32 IB\_SG\_DATA

Segment as defined in ref. [18].

IE/Group Name	Presence	Range	IE Type and Reference	Semantics Description
IB_SG_DATA			BIT STRING	Contains "SIB data fixed" or "SIB data variable" in segment as encoded in ref. [18]. See Annex D

### 9.2.1.33 IB\_SG\_POS

The lowest position of a specific Information Block segment in the SFN cycle ( $IB\_SG\_POS < IB\_SG\_REP$ ).

IE/Group Name	Presence	Range	IE Type and Reference	Semantics Description
IB_SG_POS			INTEGER (0..4094)	Only even positions are allowed. See ref. [18]

### 9.2.1.34 IB\_SG\_REP

Repetition distance for an Information Block segment. The segment shall be transmitted when  $SFN \bmod IB\_SG\_REP = IB\_SG\_POS$ .

IE/Group Name	Presence	Range	IE Type and Reference	Semantics Description
IB_SG_REP			ENUMERATED (4, 8, 16, 32, 64, 128, 256, 512, 1024, 2048, 4096)	Repetition period for the IB segment in frames

### 9.2.1.35 IB Type

The IB Type identifies a specific system information block.

IE/Group Name	Presence	Range	IE Type and Reference	Semantics Description
IB Type			ENUMERATED ( MIB, SB1, SB2, SIB1, SIB2, SIB3, SIB4, SIB5, SIB6, SIB7, SIB8, SIB9, SIB10, SIB11, SIB12, SIB13, SIB13.1, SIB13.2, SIB13.3, SIB13.4, SIB14, SIB15, SIB15.1, SIB15.2, SIB15.3, SIB16, ..., SIB17, SIB15.4, SIB18, SIB15.5, SIB5bis, SIB11bis)	

### 9.2.1.36 Indication Type

Void.

### 9.2.1.36A Information Exchange Object Type

Void.

### 9.2.1.36B Information Report Characteristics

The information report characteristics defines how the reporting shall be performed.

IE/Group Name	Presence	Range	IE Type and Reference	Semantics Description
CHOICE <i>Information Report Characteristics Type</i>	M			
> <i>On Demand</i>			NULL	
> <i>Periodic</i>				
>>CHOICE <i>Information Report Periodicity Scale</i>	M			The frequency with which the Node B shall send information reports.
>>> <i>minute</i>				
>>>>Report Periodicity Value	M		INTEGER (1..60,...)	Unit: min
>>> <i>hour</i>				
>>>>Report Periodicity Value	M		INTEGER (1..24,...)	Unit: h
> <i>On Modification</i>				
>>Information Threshold	O		9.2.1.36E	

### 9.2.1.36C Information Exchange ID

The Information Exchange ID uniquely identifies any requested information per Node B.

IE/Group Name	Presence	Range	IE Type and Reference	Semantics Description
Information Exchange ID	M		INTEGER (0..2 <sup>20</sup> -1)	

### 9.2.1.36D Information Type

The Information Type indicates which kind of information the Node B shall provide.

IE/Group Name	Presence	Range	IE Type and Reference	Semantics Description
Information Type Item	M		ENUMERATED ( GPS Information, DGPS Corrections, GPS RX Pos, ...)	
<b>GPS Information</b>	C-GPS	0..<maxNoGPSItems >		
>GPS Information Item			ENUMERATED ( GPS Navigation Model & Time Recovery, GPS Ionospheric Model, GPS UTC Model, GPS Almanac, GPS Real-Time Integrity, ...)	

Condition	Explanation
GPS	The IE shall be present if the <i>Information Type Item</i> IE indicates "GPS Information".

Range Bound	Explanation
<i>maxNoGPSItems</i>	Maximum number of GPS Information Items supported in one Information Exchange



### 9.2.1.36E Information Threshold

The Information Threshold indicates which kind of information shall trigger the Information Reporting procedure.

IE/Group Name	Presence	Range	IE Type and Reference	Semantics Description
CHOICE <i>Information Type Item</i>	M			
>DGPS				
>>PRC Deviation	M		ENUMERATED (1, 2, 5, 10, ...)	PRC deviation in meters from the previously reported value, which shall trigger a report

### 9.2.1.36F IPDL Indicator

Indicates if IPDL periods shall be active or not.

IE/Group Name	Presence	Range	IE Type and Reference	Semantics Description
IPDL Indicator			ENUMERATED (active, inactive)	

### 9.2.1.37 Limited Power Increase

Void.

### 9.2.1.37A Local Cell Group ID

The Local Cell Group ID represents resources in the Node B, which have been pooled from a capacity point of view.

IE/Group Name	Presence	Range	IE Type and Reference	Semantics Description
Local Cell Group ID			Local Cell ID 9.2.1.38	

### 9.2.1.38 Local Cell ID

The local cell ID represents resources in the Node B that can be used for the configuration of a cell.

IE/Group Name	Presence	Range	IE Type and Reference	Semantics Description
Local Cell ID			INTEGER (0...268435455)	

### 9.2.1.38A MAC-d PDU Size

The *MAC-d PDU Size* provides the size in bits of the MAC-d PDU.

IE/Group Name	Presence	Range	IE Type and Reference	Semantics Description
MAC-d PDU Size			INTEGER (1..5000,...)	

### 9.2.1.38Aa MAC-hs Guaranteed Bit Rate

The *MAC-hs Guaranteed Bit Rate* IE indicates the guaranteed number of bits per second that Node B should deliver over the air interface under normal operating conditions (provided there is data to deliver).

IE/Group Name	Presence	Range	IE Type and Reference	Semantics Description
MAC-hs Guaranteed Bit Rate			INTEGER (0..2 <sup>24</sup> -1, ...)	Unit: bit/s

### 9.2.1.38Ab MAC-hs Reordering Buffer Size for RLC-UM

The *MAC-hs Reordering Buffer Size for RLC-UM* IE indicates the portion of the buffer in the UE that can be used for RLC-UM traffic (i.e. for Priority Queues whose *RLC Mode* IE is set to "RLC-UM").

IE/Group Name	Presence	Range	IE Type and Reference	Semantics Description
MAC-hs Reordering Buffer Size			INTEGER (0..300,...)	Unit: kBytes And N kBytes = N*1024 Bytes. The Node B shall use this value to avoid the overflow of the MAC-hs reordering buffer.

### 9.2.1.38B MAC-hs Window Size

The *MAC-hs Window Size* IE is used for MAC-hs PDU retransmission as defined in [32].

IE/Group Name	Presence	Range	IE Type and Reference	Semantics Description
MAC-hs Window Size			ENUMERATED (4, 6, 8, 12, 16, 24, 32,...)	

### 9.2.1.39 Maximum DL Power Capability

This parameter indicates the maximum DL power capability for a local cell or a Power Local Cell Group within the Node B. The reference point is the antenna connector. If Transmit Diversity can be used in the local cell, the parameter indicates the maximum for the linear sum of the power that can be used on all branches.

IE/Group Name	Presence	Range	IE Type and Reference	Semantics Description
Maximum DL Power Capability			INTEGER (0..500)	Unit: dBm Range: 0..50 dBm Step: 0.1 dB

### 9.2.1.40 Maximum Transmission Power

The Maximum Transmission Power is the maximum value for the linear sum of the power of all downlink physical channels, that is allowed to be used in a cell. If Transmit Diversity is applied to one downlink physical channel, the power to be considered for this downlink physical channel is the linear sum of the power used for this downlink physical channel on all branches. The reference point is the antenna connector.

IE/Group Name	Presence	Range	IE Type and Reference	Semantics Description
Maximum Transmission Power			INTEGER (0..500)	Unit: dBm Range: 0..50 Step: 0.1 dB

## 9.2.1.40A Measurement Availability Indicator

Void.

## 9.2.1.40B Measurement Change Time

IE/Group Name	Presence	Range	IE Type and Reference	Semantics Description
CHOICE <i>Time Scale</i>	M			
> <i>millisecond</i>				
>>Measurement Change Time Value	M		INTEGER (1..6000,...)	Unit: ms Range: 10..60000 ms Step: 10 ms

## 9.2.1.41 Measurement Filter Coefficient

The Measurement Filter Coefficient determines the amount of filtering to be applied for measurements.

IE/Group Name	Presence	Range	IE Type and Reference	Semantics Description
Measurement Filter Coefficient			ENUMERATED (0, 1, 2, 3, 4, 5, 6, 7, 8, 9, 11, 13, 15, 17, 19,...)	

## 9.2.1.41A Measurement Hysteresis Time

The Measurement Hysteresis Time provides the duration during which a reporting criterion has to be fulfilled for the Measurement Reporting procedure to be triggered.

IE/Group Name	Presence	Range	IE Type and Reference	Semantics Description
CHOICE <i>Time Scale</i>	M			
> <i>millisecond</i>				
>>Measurement Hysteresis Time Value	M		INTEGER (1..6000,...)	Unit: ms Range: 10..60000 ms Step: 10 ms

## 9.2.1.42 Measurement ID

The Measurement ID uniquely identifies any measurement per (Node B or Communication) Control Port.

IE/Group Name	Presence	Range	IE Type and Reference	Semantics Description
Measurement ID			INTEGER (0..2 <sup>20</sup> -1)	

## 9.2.1.43 Measurement Increase/Decrease Threshold

The Measurement Increase/Decrease Threshold defines the threshold that shall trigger Event C or D.

IE/Group Name	Presence	Range	IE Type and Reference	Semantics Description	Criticality	Assigned Criticality
CHOICE <i>Measurement Increase/Decrease Threshold</i>	M				–	
> <i>Received Total Wide Band Power</i>					–	
>> <i>Received Total Wide Band Power</i>	M		INTEGER (0..620)	Unit: dB Range: 0..62 dB Step: 0.1 dB	–	
> <i>Transmitted Carrier Power</i>					–	
>> <i>Transmitted Carrier Power</i>	M		INTEGER (0..100)	According to mapping in [22] and [23]	–	
> <i>Acknowledged PRACH Preambles</i>				FDD only	–	
>> <i>Acknowledged PRACH Preambles</i>	M		INTEGER (0..240,...)	According to mapping in [22]	–	
> <i>UL Timeslot ISCP</i>				TDD only	–	
>> <i>UL Timeslot ISCP</i>	M		INTEGER (0..126)	Unit: dB Range: 0..63 dB Step: 0.5 dB	–	
> <i>SIR</i>					–	
>> <i>SIR</i>	M		INTEGER (0..62)	Unit: dB Range: 0..31 dB Step: 0.5 dB	–	
> <i>SIR Error</i>				FDD only	–	
>> <i>SIR Error</i>	M		INTEGER (0..124)	Unit: dB Range: 0..62 dB Step: 0.5 dB	–	
> <i>Transmitted Code Power</i>					–	
>> <i>Transmitted Code Power</i>	M		INTEGER (0..112,...)	Unit: dB Range: 0..56 dB Step: 0.5 dB	–	
> <i>RSCP</i>				TDD only	–	
>> <i>RSCP</i>	M		INTEGER (0..126)	Unit: dB Range: 0..63 dB Step: 0.5 dB	–	
> <i>Round Trip Time</i>				FDD only	–	
>> <i>Round Trip Time</i>	M		INTEGER (0..32766)	Unit: chips Range: 0 .. 2047.875 chips Step: 0.625 chips	–	
> <i>Not Used 1</i>			NULL	This choice shall not be used. Reject procedure if received.	–	
> <i>Not Used 2</i>			NULL	This choice shall not be used. Reject procedure if received.	–	
> <i>Additional Measurement Thresholds</i>					–	
>> <i>Transmitted Carrier Power Of All Codes Not Used For HSTransmission</i>					–	
>>> <i>Transmitted Carrier Power Of All Codes Not Used For HSTransmission</i>	M		INTEGER (0..100)	According to mapping in [22], measurement "Transmitted Carrier Power Of All Codes Not Used For HS-PDSCH, HS-SCCH, E-AGCH, E-RGCH or E-HICHTransmission"	YES	reject

				and mapping in [23], measurement 'Transmitted Carrier Power Of All Codes Not Used For HS-PDSCH Or HS-SCCH Transmission'		
>>Transmitted Carrier Power For Cell Portion				FDD only	–	
>>>Transmitted Carrier Power For Cell Portion	M		INTEGER (0..100)	Mapping identical to the one for Transmitted Carrier Power measurement in [22]	YES	reject
>>Received Total Wide Band Power For Cell Portion				FDD only	–	
>>>Received Total Wide Band Power For Cell Portion	M		INTEGER (0..620)	Unit: dB Range: 0..62 dB Step: 0.1 dB	YES	reject
>>Transmitted Carrier Power Of All Codes Not Used For HS-PDSCH, HS-SCCH, E-AGCH, E-RGCH or E-HICH Transmission For Cell Portion				FDD only	–	
>>>Transmitted Carrier Power Of All Codes Not Used For HS-PDSCH, HS-SCCH, E-AGCH, E-RGCH or E-HICH Transmission For Cell Portion	M		INTEGER (0..100)	Mapping identical to the one for Transmitted Carrier Power Of All Codes Not Used For HS-PDSCH, HS-SCCH, E-AGCH, E-RGCH or E-HICH Transmission measurement in [22]	YES	reject
>>UpPTS interference				1.28Mcps TDD Only	–	
>>>UpPTS interference Value	M		INTEGER (0..127,...)	According to mapping in [23]	YES	reject

### 9.2.1.43A Measurement Recovery Behavior

This IE controls the Measurement Recovery Behavior.

IE/Group Name	Presence	Range	IE Type and Reference	Semantics Description
Measurement Recovery Behavior			NULL	

### 9.2.1.43B Measurement Recovery Reporting Indicator

This IE indicates the Measurement Recovery Reporting.

IE/Group Name	Presence	Range	IE Type and Reference	Semantics Description
Measurement Recovery Reporting Indicator			NULL	

### 9.2.1.43C Measurement Recovery Support Indicator

This IE indicates the Measurement Recovery Support.

IE/Group Name	Presence	Range	IE Type and Reference	Semantics Description
Measurement Recovery Support Indicator			NULL	

### 9.2.1.44 Measurement Threshold

The Measurement Threshold defines which threshold that shall trigger Event A, B, E, F or On Modification.

IE/Group Name	Presence	Range	IE Type and Reference	Semantics Description	Criticality	Assigned Criticality
CHOICE <i>Measurement Threshold</i>	M				–	
> <i>Received Total Wide Band Power</i>					–	
>> <i>Received Total Wide Band Power</i>	M		INTEGER (0..621)	According to mapping in [22] and [23]	–	
> <i>Transmitted Carrier Power</i>					–	
>> <i>Transmitted Carrier Power</i>	M		INTEGER (0..100)	According to mapping in [22] and [23]	–	
> <i>Acknowledged PRACH Preambles</i>				FDD only	–	
>> <i>Acknowledged PRACH Preambles</i>	M		INTEGER (0..240,...)	According to mapping in [22]	–	
> <i>UL Timeslot ISCP</i>				TDD only	–	
>> <i>UL Timeslot ISCP</i>	M		INTEGER (0..127)	According to mapping in [23]	–	
> <i>SIR</i>					–	
>> <i>SIR</i>	M		INTEGER (0..63)	According to mapping in [22] and [23]	–	
> <i>SIR Error</i>				FDD only	–	
>> <i>SIR Error</i>	M		INTEGER (0..125)	According to mapping in [22]	–	
> <i>Transmitted Code Power</i>					–	
>> <i>Transmitted Code Power</i>	M		INTEGER (0..127)	According to mapping in [22] and [23]	–	
> <i>RSCP</i>				TDD only	–	
>> <i>RSCP</i>	M		INTEGER (0..127)	According to mapping in [23]	–	
> <i>Rx Timing Deviation</i>				Applicable to 3.84Mcps TDD only	–	
>> <i>Rx Timing Deviation</i>	M		INTEGER (0..8191)	According to mapping in [23]	–	
> <i>Round Trip Time</i>				FDD only	–	
>> <i>Round Trip Time</i>	M		INTEGER (0..32767)	According to mapping in [22]	–	
> <i>Not Used 1</i>			NULL	This choice shall not be used. Reject procedure if received.	–	
> <i>Not Used 2</i>			NULL	This choice shall not be used. Reject procedure if received.	–	
> <i>Additional Measurement Thresholds</i>					–	
>> <i>UTRAN GPS Timing Of Cell Frames For UE Positioning</i>					–	
>>> <i>TUTRAN-GPS Measurement Threshold Information</i>	M		9.2.1.64B		YES	reject
>> <i>SFN-SFN Observed Time Difference</i>					–	
>>> <i>SFN-SFN Measurement Threshold Information</i>	M		9.2.1.53C		YES	reject
>> <i>Rx Timing Deviation LCR</i>				Applicable to 1.28Mcps TDD Only	–	
>>> <i>Rx Timing Deviation LCR</i>	M		INTEGER (0..511)	According to mapping in [23]	YES	reject

>>HS-SICH Reception Quality				Applicable to TDD Only	–	
>>>HS-SICH Reception Quality	M		INTEGER (0..20)	According to mapping in [23]	YES	reject
>>Transmitted Carrier Power Of All Codes Not Used For HSTransmission					–	
>>>Transmitted Carrier Power Of All Codes Not Used For HSTransmission	M		INTEGER (0..100)	According to mapping in [22], measurement "Transmitted Carrier Power Of All Codes Not Used For HS-PDSCH, HS-SCCH, E-AGCH, E-RGCH or E-HICHTransmission" and [23], measurement "Transmitted Carrier Power Of All Codes Not Used For HS-PDSCH Or HS-SCCH Transmission"	YES	reject
>>HS-DSCH Required Power					–	
>>>HS-DSCH Required Power Value	M		9.2.1.31Iba		YES	reject
>>Transmitted Carrier Power For Cell Portion				FDD only	–	
>>>Transmitted Carrier Power For Cell Portion	M		INTEGER (0..100)	Mapping identical to the one for Transmitted Carrier Power measurement in [22]	YES	reject
>>Received Total Wide Band Power For Cell Portion				FDD only	–	
>>>Received Total Wide Band Power For Cell Portion	M		INTEGER (0..621)	Mapping identical to the one for Received Total Wide Band Power measurement in [22]	YES	reject
>>Transmitted Carrier Power Of All Codes Not Used For HS-PDSCH, HS-SCCH, E-AGCH, E-RGCH or E-HICH Transmission For Cell Portion				FDD only	–	
>>> Transmitted Carrier Power Of All Codes Not Used For HS-PDSCH, HS-SCCH, E-AGCH, E-RGCH or E-HICH Transmission Value For Cell Portion	M		INTEGER (0..100)	Mapping identical to the one for Transmitted Carrier Power Of All Codes Not Used For HS-PDSCH, HS-SCCH, E-AGCH, E-RGCH or E-HICH Transmission measurement in [22]	YES	reject
>>UpPTS interference				1.28Mcps TDD Only	–	
>>>UpPTS	M		INTEGER	According to mapping	YES	reject



interference Value			(0..127,...)	in [23]		
>>DL Transmission Branch Load				FDD Only	–	
>>>DL Transmission Branch Load Value	M		INTEGER (0..101,...)	According to mapping in [22]	YES	reject
>>HS-DSCH Required Power For Cell Portion				FDD only	–	
>>>HS-DSCH Required Power Value For Cell Portion	M		HS-DSCH Required Power Value 9.2.1.31Iba		YES	reject
>>E-DCH Non-serving Relative Grant Down Commands				FDD only	–	
>>>E-DCH Non-serving Relative Grant Down Commands Value	M		INTEGER (0..100,...)	Down Commands per second	YES	reject
>>Additional HS-SICH Reception Quality				Applicable to 1.28Mcps TDD Only	–	
>>>HS-SICH Reception Quality LCR	M		INTEGER (0..20)	According to mapping in [23] used when the Measurement Threshold Value for HS-SICH Reception Quality are more than 20, Measurement Threshold Value = 20 + IE Value	YES	reject

### 9.2.1.45 Message Discriminator

This field is used to discriminate between Dedicated NBAP and Common NBAP messages.

IE/Group Name	Presence	Range	IE Type and Reference	Semantics Description
Message Discriminator			ENUMERATED ( Common, Dedicated)	

### 9.2.1.45A Message Structure

The *Message Structure* IE gives information for each level with assigned criticality in an hierarchical message structure from top level down to the lowest level above the reported level for the occurred error (reported in the *Information Element Criticality Diagnostics* IE).

IE/Group Name	Presence	Range	IE Type and Reference	Semantics Description
<b>Message Structure</b>		<i>1..&lt;maxno oflevels&gt;</i>		The first repetition of the <i>Message Structure</i> IE corresponds to the top level of the message. The last repetition of the <i>Message Structure</i> IE corresponds to the level above the reported level for the occurred error of the message.
>IE ID	M		INTEGER (0..65535)	The IE ID of this level's IE containing the not understood or missing IE.
>Repetition Number	O		INTEGER (1..256)	The <i>Repetition Number</i> IE gives, if applicable, the number of occurrences of this level's reported IE up to and including the occurrence containing the not understood or missing IE.  Note: All the counted occurrences of the reported IE must have the same topdown hierarchical message structure of IEs with assigned criticality above them.

Range Bound	Explanation
<i>maxnooflevels</i>	Maximum number of message levels to report. The value for <i>maxnooflevels</i> is 256.

### 9.2.1.46 Message Type

The Message Type uniquely identifies the message being sent.

IE/Group Name	Presence	Range	IE Type and Reference	Semantics Description
<b>Procedure ID</b>	M	1		
>Procedure Code	M		INTEGER (0..255)	"0" = Audit "1" = Audit Required "2" = Block Resource "3" = Cell Deletion "4" = Cell Reconfiguration "5" = Cell Setup "6" = Common Measurement Failure "7" = Common Measurement Initiation "8" = Common Measurement Report "9" = Common Measurement Termination "10" = Common Transport Channel Delete "11" = Common Transport Channel Reconfigure "12" = Common Transport Channel Setup "13" = Reset "14" = Compressed Mode Command "16" = Dedicated Measurement Failure "17" = Dedicated Measurement Initiation "18" = Dedicated Measurement Report "19" = Dedicated Measurement Termination "20" = Downlink Power Control "21" = Error Indication (For Dedicated Procedures) "23" = Radio Link Addition "24" = Radio Link Deletion "25" = Radio Link Failure "26" = Radio Link Restoration "27" = Radio Link Setup "28" = Resource Status Indication "29" = Synchronised Radio Link Reconfiguration Cancellation "30" = Synchronised Radio Link Reconfiguration Commit "31" = Synchronised Radio Link Reconfiguration Preparation "32" = System Information Update "33" = Unblock Resource "34" = Unsynchronised Radio Link Reconfiguration "35" = Error Indication (For Common Procedures) "37" = Physical Shared Channel Reconfiguration "38" = Downlink Power Timeslot Control "39" = Radio Link Preemption "40" = Information Exchange Failure "41" = Information Exchange Initiation "42" = Information Exchange Termination "43" = Information Reporting "44" = Cell Synchronisation Adjustment "45" = Cell Synchronisation Initiation "46" = Cell Synchronisation Reconfiguration "47" = Cell Synchronisation Reporting "48" = Cell Synchronisation Termination "49" = Cell Synchronisation Failure "50" = Bearer Rearrangement "51" = Radio Link Activation "52" = Radio Link Parameter Update "53" = MBMS Notification Update
>Ddmode	M		ENUMERATED (TDD, FDD, Common, ...)	Common = common to FDD and TDD.
Type of Message	M		ENUMERATED (	

			Initiating Message, Successful Outcome, Unsuccessful Outcome, Outcome)	
--	--	--	--	--

### 9.2.1.46a MICH CFN

The MICH CFN indicates the Connection Frame Number for the MICH. It corresponds to the Cell SFN of the frame in which the start of the S-CCPCH frame is located, see ref [7].

IE/Group Name	Presence	Range	IE Type and Reference	Semantics Description
MICH CFN			INTEGER (0..4095)	

### 9.2.1.46A Minimum DL Power Capability

This parameter indicates the minimum DL power capability for a local cell within the Node B. The reference point is the antenna connector. If Transmit Diversity can be used in the local cell, the parameter indicates the minimum for the linear sum of the power that can be used on all branches.

IE/Group Name	Presence	Range	IE Type and Reference	Semantics Description
Minimum DL Power Capability			INTEGER (0..800)	Unit: dBm Range: -30 .. +50 dBm Step: 0.1 dB

### 9.2.1.47 Minimum Spreading Factor

This parameter indicates the minimum spreading factor supported at a cell within the Node B.

IE/Group Name	Presence	Range	IE Type and Reference	Semantics Description
Minimum Spreading Factor			ENUMERATED (4, 8, 16, 32, 64, 128, 256, 512)	[TDD – Mapping scheme for the minimum spreading factor 1 and 2: '256' means 1 '512' means 2]

### 9.2.1.47a Modification Period

The Modification Period of the MICH, see ref. [18].

IE/Group Name	Presence	Range	IE Type and Reference	Semantics Description
Modification Period			ENUMERATED (1280, 2560, 5120, 10240,...)	Unit: ms

### 9.2.1.47A N\_INSYNC\_IND

This parameter is used by the Node B for achievement/re-achievement of UL synchronisation on the Uu interface as defined in ref. [10] and [21].

IE/Group Name	Presence	Range	IE Type and Reference	Semantics Description
N_INSYNC_IND			INTEGER (1..256)	

### 9.2.1.47B N\_OUTSYNC\_IND

This parameter defines the number of consecutive out-of-sync indications after which the timer T\_RLFAILURE shall be started (see also ref. [10] and [21]).

IE/Group Name	Presence	Range	IE Type and Reference	Semantics Description
N_OUTSYNC_IND			INTEGER (1..256)	

### 9.2.1.47C Neighbouring FDD Cell Measurement Information

This IE provides information on the FDD neighbouring cells used for the purpose of measurements.

IE/Group Name	Presence	Range	IE Type and Reference	Semantics Description
UC-Id	M		9.2.1.65B	
UARFCN	M		9.2.1.65	Corresponds to Nd [14]
Primary Scrambling Code	M		9.2.2.34	

### 9.2.1.47D Neighbouring TDD Cell Measurement Information

This IE provides information on the 3.84Mcps TDD neighbouring cells used for the purpose of measurements. Since the measurement can be performed on every time slot and midamble shift, the *Time Slot* IE and *Midamble Shift And Burst Type* IE shall be included if available.

IE/Group Name	Presence	Range	IE Type and Reference	Semantics Description
UC-Id	M		9.2.1.65B	
UARFCN	M		9.2.1.65	Corresponds to Nt [15]
Cell Parameter ID	M		9.2.3.4	
Time Slot	O		9.2.3.23	
Midamble Shift And Burst Type	O		9.2.3.7	

### 9.2.1.47E Neighbouring TDD Cell Measurement Information LCR

This IE provides information on the neighbouring 1.28Mcps TDD cells used for the purpose of measurements. Since the measurement can be performed on every time slot and midamble shift, the *Time Slot LCR* IE and *Midamble Shift LCR* IE shall be included if available.

IE/Group Name	Presence	Range	IE Type and Reference	Semantics Description
UC-Id	M		9.2.1.65B	
UARFCN	M		9.2.1.65	Corresponds to Nt [15]
Cell Parameter ID	M		9.2.3.4	
Time Slot LCR	O		9.2.3.24A	
Midamble Shift LCR	O		9.2.3.7A	

### 9.2.1.47F NI

The *NI* IE provides a Notification Indicator determined as specified in [37].

IE/Group Name	Presence	Range	IE Type and Reference	Semantics Description
NI			INTEGER (0..65535)	

### 9.2.1.48 Node B Communication Context ID

The Node B Communication Context ID is the identifier of the Communication Context in the Node B, it corresponds to the dedicated resources which are necessary for an UE using one or more dedicated channels in a given Node B.

IE/Group Name	Presence	Range	IE Type and Reference	Semantics Description
Node B Communication Context ID			INTEGER (0..2 <sup>20</sup> -1)	"2 <sup>20</sup> -1" is a reserved value indicating all the existing and future Node B Communication Contexts that can be reached by the Communication Control Port (All NBCC).

### 9.2.1.49 Payload CRC Presence Indicator

This parameter indicates whether FP payload 16 bit CRC is used or not.

IE/Group Name	Presence	Range	IE Type and Reference	Semantics Description
Payload CRC Presence Indicator			ENUMERATED ( CRC Included, CRC Not Included, ...)	

### 9.2.1.49A PICH Power

The *PICH Power* IE indicates a power level relative to the [FDD - Primary CPICH power] [TDD - Primary CCPCH power] configured in a cell. If Transmit Diversity is applied to the PICH (resp. the MICH), the *PICH Power* IE indicates the power offset between the linear sum of the power for the PICH (resp. the MICH) on all branches and the [FDD - Primary CPICH power] [TDD - Primary CCPCH power] configured in a cell.

IE/Group Name	Presence	Range	IE Type and Reference	Semantics Description
PICH Power			INTEGER (-10..+5)	Unit: dB Range: -10 .. +5 dB Step: 1dB

### 9.2.1.49B Power Local Cell Group ID

The Power Local Cell Group ID represents resources in the Node B which have been pooled from a DL power capability point of view.

IE/Group Name	Presence	Range	IE Type and Reference	Semantics Description
Power Local Cell Group ID			Local Cell ID 9.2.1.38	

### 9.2.1.49C Priority Queue ID

The Priority Queue ID provides the identity of the Priority Queue. The Priority Queue ID is unique across all MAC-d flows that are currently allocated for one Node B Communication Context.

IE/Group Name	Presence	Range	IE Type and Reference	Semantics Description
Priority Queue ID			INTEGER (0..7)	

### 9.2.1.49D Process Memory Size

The *Process Memory Size* IE is the size of an HARQ process in the Node B expressed in bits. It provides the maximum number of soft channel bits in the virtual IR buffer [8] or [34].

IE/Group Name	Presence	Range	IE Type and Reference	Semantics Description
Process Memory Size			ENUMERATED ( 800, 1600, 2400, 3200, 4000, 4800, 5600, 6400, 7200, 8000, 8800, 9600, 10400, 11200, 12000, 12800, 13600, 14400, 15200, 16000, 17600, 19200, 20800, 22400, 24000, 25600, 27200, 28800, 30400, 32000, 36000, 40000, 44000, 48000, 52000, 56000, 60000, 64000, 68000, 72000, 76000, 80000, 88000, 96000, 104000, 112000, 120000, 128000, 136000, 144000, 152000, 160000, 176000, 192000, 208000, 224000, 240000, 256000, 272000, 288000, 304000,...)	

### 9.2.1.50 Puncture Limit

The Puncture Limit limits the amount of puncturing that can be applied in order to minimise the number of dedicated physical channels.

IE/Group Name	Presence	Range	IE Type and Reference	Semantics Description
Puncture Limit			INTEGER (0..15)	Unit: % Range: 40..100 % Step: 4 % 100% means no puncturing [FDD - Value "0" is not applicable for E-DPCH. ]

### 9.2.1.50A QE-Selector

The QE-Selector indicates from which source the value for the quality estimate (QE) shall be taken.

IE/Group Name	Presence	Range	IE Type and Reference	Semantics Description
QE-Selector			ENUMERATED ( Selected, Non-Selected)	

### 9.2.1.51 Report Characteristics

The report characteristics define how the reporting shall be performed.

IE/Group Name	Presence	Range	IE Type and Reference	Semantics Description	Criticality	Assigned Criticality
CHOICE <i>Report Characteristics</i>	M				–	
> <i>On Demand</i>			NULL		–	
> <i>Periodic</i>					–	
>>Report Periodicity	M		9.2.1.51a	The frequency with which the Node B shall send measurement reports.	–	
> <i>Event A</i>					–	
>>Measurement Threshold	M		9.2.1.44	The threshold for which the Node B shall trigger a measurement report.	–	
>>Measurement Hysteresis Time	O		9.2.1.41A		–	
> <i>Event B</i>					–	
>>Measurement Threshold	M		9.2.1.44	The threshold for which the Node B shall trigger a measurement report.	–	
>>Measurement Hysteresis Time	O		9.2.1.41A		–	
> <i>Event C</i>					–	
>>Measurement Increase/Decrease Threshold	M		9.2.1.43		–	
>>Measurement Change Time	M		9.2.1.40B	The time the measurement entity shall rise on (in ms), in order to trigger a measurement report.	–	
> <i>Event D</i>					–	
>>Measurement Increase/Decrease Threshold	M		9.2.1.43		–	
>>Measurement Change Time	M		9.2.1.40B	The time the measurement entity shall fall (in ms), in order to trigger a measurement report.	–	
> <i>Event E</i>					–	
>>Measurement Threshold 1	M		Measurement Threshold 9.2.1.44		–	
>>Measurement Threshold 2	O		Measurement Threshold 9.2.1.44		–	
>>Measurement Hysteresis Time	O		9.2.1.41A		–	
>>Report Periodicity	O		9.2.1.51a	The frequency with which the Node B shall send measurement reports.	–	
> <i>Event F</i>					–	
>>Measurement Threshold 1	M		Measurement Threshold 9.2.1.44		–	
>>Measurement Threshold 2	O		Measurement Threshold 9.2.1.44		–	
>>Measurement Hysteresis Time	O		9.2.1.41A		–	
>>Report Periodicity	O		9.2.1.51a	The frequency with which the Node B shall send	–	



				measurement reports.		
>Additional Report Characteristics					–	
>>On Modification					–	
>>>On Modification		1			YES	reject
>>>>Measurement Threshold	M		9.2.1.44		–	

### 9.2.1.51a Report Periodicity

The Report Periodicity defines the frequency at which the Node B shall send measurement reports.

IE/Group Name	Presence	Range	IE Type and Reference	Semantics Description
CHOICE Report Periodicity Scale	M			
>millisecond				
>>Report Periodicity Value	M		INTEGER (1..6000,...)	Unit: ms Range: 10..60000 ms Step: 10 ms
>minute				
>>Report Periodicity Value	M		INTEGER (1..60,...)	Unit: min Range: 1..60 min Step: 1 min

### 9.2.1.51A Requested Data Value

The *Requested Data Value* IE contains the relevant data concerning the ongoing information exchange. The *Requested Data Value* IE shall include at least one of the following IE.

IE/Group Name	Presence	Range	IE Type and Reference	Semantics Description
DGPS Corrections	O		9.2.1.24B	
GPS Navigation Model & Time Recovery	O		9.2.1.31B	
GPS Ionospheric Model	O		9.2.1.31C	
GPS UTC Model	O		9.2.1.31D	
GPS Almanac	O		9.2.1.31F	
GPS Real-Time Integrity	O		9.2.1.31E	
GPS RX Pos	O		9.2.1.31G	

### 9.2.1.51B Requested Data Value Information

The *Requested Data Value Information* IE provides information on whether or not the Requested Data Value is available in the message and also the Requested Data Value itself if available. In case of "Periodic" and "On Modification" reporting, "Information Not Available" shall be used when at least one part of the requested information was not available at the moment of initiating the Information Reporting procedure.

IE/Group Name	Presence	Range	IE Type and Reference	Semantics Description
CHOICE Information Availability Indicator	M			
>Information Available				
>>Requested Data Value	M		9.2.1.51A	
>Information Not Available			NULL	

### 9.2.1.52 Resource Operational State

The Resource Operational State is used to indicate the current operational state of the associated resource following a Node B failure.

IE/Group Name	Presence	Range	IE Type and Reference	Semantics Description
Resource Operational State			ENUMERATED ( Enabled, Disabled)	When a resource is marked as disabled, then its child resources are implicitly disabled. Cell Resource hierarchy can be referred to [6].

#### 9.2.1.52A Retention Priority

Void.

#### 9.2.1.52B RLC Mode

The *RLC Mode* IE indicates the RLC Mode used for a Priority Queue.

IE/Group Name	Presence	Range	IE Type and Reference	Semantics Description
RLC Mode			ENUMERATED ( RLC-AM, RLC-UM,...)	

#### 9.2.1.53 RL ID

The RL ID is the unique identifier for one RL associated with a UE.

IE/Group Name	Presence	Range	IE Type and Reference	Semantics Description
RL ID			INTEGER (0..31)	

#### 9.2.1.53a RNC-Id

This is the identifier of one RNC in UTRAN.

IE/Group Name	Presence	Range	IE Type and Reference	Semantics Description
RNC-Id			INTEGER (0..4095)	

#### 9.2.1.53A SFN

System Frame Number of the cell, see ref. [17].

IE/Group Name	Presence	Range	IE Type and Reference	Semantics Description
SFN			INTEGER (0..4095)	

#### 9.2.1.53B Segment Type

Segment type as defined in [18].

IE/Group Name	Presence	Range	IE Type and Reference	Semantics Description
Segment Type			ENUMERATED ( First segment, First segment short, Subsequent segment, Last segment, Last segment short, Complete SIB, Complete SIB short, ...)	

### 9.2.1.53C SFN-SFN Measurement Threshold Information

The SFN-SFN Measurement Threshold Information defines the related thresholds SFN-SFN Observed Time Difference measurements which shall trigger the Event On Modification.

IE/Group Name	Presence	Range	IE Type and Reference	Semantics Description
SFN-SFN Change Limit	O		INTEGER(1..256)	Change of SFN-SFN value compared to previously reported value, which shall trigger a new report. Unit: chip Step: 1/16 chip
Predicted SFN-SFN Deviation Limit	O		INTEGER(1..256)	Deviation of the predicated SFN-SFN from the latest measurement result, which shall trigger a new report. Unit: chip Step: 1/16 chip

### 9.2.1.53D SFN-SFN Measurement Time Stamp

IE/Group Name	Presence	Range	IE Type and Reference	Semantics Description
CHOICE <i>Mode</i>	M			
> <i>FDD</i>				
>>SFN	M		9.2.1.53A	Indicates the SFN of the reference cell at which the measurement has been performed.
> <i>TDD</i>				
>>SFN	M		9.2.1.53A	Indicates the SFN of the reference cell at which the measurement has been performed.
>>Time Slot	M		9.2.3.23	Indicates the Time Slot of the reference cell at which this measurement has been performed.

### 9.2.1.53E SFN-SFN Measurement Value Information

The *SFN-SFN Measurement Value Information* IE indicates the measurement result related to SFN-SFN Observed Time Difference measurements.

IE/Group Name	Presence	Range	IE Type and Reference	Semantics Description
<b>Successful Neighbouring Cell SFN-SFN Observed Time Difference Measurement Information</b>		$1..<maxno\ MeasNCell>$		
>UC-Id	M		9.2.1.65B	
>SFN-SFN Value	M		9.2.1.53F	
>SFN-SFN Quality	O		INTEGER (0..255)	Indicates the standard deviation (std) of the SFN-SFN Observed Time Difference measurements in 1/16 chip. $SFN-SFN\ Quality = \sqrt{E[(x-\mu)^2]}$ = std of reported SFN-SFN Value, where x is the reported SFN-SFN Value and $\mu = E[x]$ is the expectation value of x.
>SFN-SFN Drift Rate	M		INTEGER (-100..+100)	Indicates the SFN-SFN drift rate in 1/256 chip per second. A positive value indicates that the Reference cell clock is running at a greater frequency than the measured neighbouring cell.
>SFN-SFN Drift Rate Quality	O		INTEGER (0..100)	Indicates the standard deviation (std) of the SFN-SFN drift rate measurements in 1/256 chip per second. $SFN-SFN\ Drift\ Rate\ Quality = \sqrt{E[(x-\mu)^2]}$ = std of reported SFN-SFN Drift Rate, where x is the reported SFN-SFN Drift Rate and $\mu = E[x]$ is the expectation value of x.
>SFN-SFN Measurement Time Stamp	M		9.2.1.53D	
<b>Unsuccessful Neighbouring Cell SFN-SFN Observed Time Difference Measurement Information</b>		$0..<maxno\ MeasNCell>-1$		
>UC-Id	M		9.2.1.65B	

Range Bound	Explanation
$maxnoMeasNCell$	Maximum number of neighbouring cells that can be measured on

### 9.2.1.53F SFN-SFN Value

IE/Group Name	Presence	Range	IE Type and Reference	Semantics Description
CHOICE Mode	M			
>FDD				
>>SFN-SFN	M		INTEGER (0..614399)	According to mapping in [22].
>TDD				
>>SFN-SFN	M		INTEGER (0..40961)	According to mapping in [23].

### 9.2.1.53G RL Specific DCH Information

The *RL Specific DCH Information* IE provides RL specific DCH Information for DCHs. In the case of a set of co-ordinated DCHs requiring a new transport bearer on Iub, the *Transport Layer Address* IE and the *Binding ID* IE in the *RL Specific DCH Information* IE shall be included only for one of the DCHs in the set of co-ordinated DCHs.

IE/Group Name	Presence	Range	IE Type and Reference	Semantics Description
<b>RL Specific DCH Information</b>		1..<maxno ofDCHs>		
>DCH ID	M		9.2.1.20	
>Binding ID	O		9.2.1.4	Shall be ignored if bearer establishment with ALCAP.
>Transport Layer Address	O		9.2.1.63	Shall be ignored if bearer establishment with ALCAP.

Range Bound	Explanation
maxnoofDCHs	Maximum number of DCHs for one UE

### 9.2.1.53H Scheduling Priority Indicator

Indicates the relative priority of the HS-DSCH [FDD - or E-DCH data frame]. Used by the Node B when scheduling HS-DSCH[FDD - or E-DCH].

IE/Group Name	Presence	Range	IE Type and Reference	Semantics Description
Scheduling Priority Indicator			INTEGER (0..15)	Relative priority of the HS-DSCH [FDD - or E-DCH data frame]: "0" =Lowest Priority ... "15" =Highest Priority

### 9.2.1.53I SID

The *SID* IE provides the identity of the Size Index.

IE/Group Name	Presence	Range	IE Type and Reference	Semantics Description
SID			INTEGER (0..7)	

### 9.2.1.54 SIB Deletion Indicator

Void.

### 9.2.1.55 SIB Originator

Indicates if the Node B shall fill in the SIB information or not.

IE/Group Name	Presence	Range	IE Type and Reference	Semantics Description
SIB Originator			ENUMERATED ( Node B, CRNC, ...)	

### 9.2.1.55A Signalling Bearer Request Indicator

The *Signalling Bearer Request Indicator* IE indicates if a new signalling bearer needs to be established for the control of Node B Communication Context.

IE/Group Name	Presence	Range	IE Type and Reference	Semantics Description
Signalling Bearer Request Indicator			ENUMERATED (Bearer Requested)	

### 9.2.1.56 Shutdown Timer

The shutdown timer shall indicate the length of time available to the CRNC to perform the block of a resource when a Normal priority block is requested.

IE/Group Name	Presence	Range	IE Type and Reference	Semantics Description
Shutdown Timer			INTEGER (1..3600)	Unit: second

### 9.2.1.56a T1

The *T1* IE is used as described in ref [32] subclause 11.6.2.3.

IE/Group Name	Presence	Range	IE type and reference	Semantics description
T1			ENUMERATED (10, 20, 30, 40, 50, 60, 70, 80, 90, 100, 120, 140, 160, 200, 300, 400, ...)	Unit: ms Node B may use this value to stop the re-transmission of the corresponding MAC-hs PDU.

### 9.2.1.56A T\_RLFAILURE

The Radio Link Failure procedure shall be triggered after a period of time T\_RLFAILURE has elapsed with a persisting out-of-sync indication (see also ref. [10] and [21]).

Information Element/Group Name	Presence	Range	IE Type and Reference	Semantics Description
T_RLFAILURE			INTEGER (0..255)	Unit: second Range: 0 .. 25.5 s Step: 0.1 s

### 9.2.1.56B Start Of Audit Sequence Indicator

Indicates if the AUDIT REQUEST message initiates a new audit sequence or not.

IE/Group Name	Presence	Range	IE Type and Reference	Semantics Description
Start Of Audit Sequence Indicator			ENUMERATED ( Start Of Audit Sequence, Not Start Of Audit Sequence)	

### 9.2.1.56C TFCI2 Bearer Request Indicator

Void.

### 9.2.1.57 TFCI Presence

The TFCI Presence parameter indicates whether the TFCI shall be included. [TDD - If it is present in the timeslot, it will be mapped to the channelisation code defined by [19].]

IE/Group Name	Presence	Range	IE Type and Reference	Semantics Description
TFCI presence			ENUMERATED ( Present, Not Present)	

### 9.2.1.58 TFCS (Transport Format Combination Set)

The Transport Format Combination Set is defined as a set of Transport Format Combinations on a Coded Composite Transport Channel. It is the allowed Transport Format Combinations of the corresponding Transport Channels. The DL Transport Format Combination Set is applicable for DL Transport Channels.

IE/Group Name	Presence	Range	IE Type and Reference	Semantics Description
CHOICE <i>TFCS Values</i>	M			
> <i>Always Used</i>				This choice is always made.
>> <b>TFCS</b>		1.. <i>maxno of TFCS</i>		The first instance of the parameter corresponds to TFCI zero, the second to 1 and so on. [TDD - The first entry (for TFCI 0) should be ignored by the receiver.]
>>>CTFC	M		9.2.1.18A	
>>>CHOICE <i>Gain Factors</i>	C-PhysChan			
>>>> <i>Signalled Gain Factors</i>				
>>>>>CHOICE <i>Mode</i>	M			
>>>>>> <i>FDD</i>				
>>>>>>>Gain Factor $\beta_c$	M		INTEGER (0..15)	For UL DPCH or control part of PRACH; mapping in accordance to [9]
>>>>>>>Gain Factor $\beta_D$	M		INTEGER (0..15)	For UL DPCH or data part of PRACH; mapping in accordance to [9]
>>>>>>> <i>TDD</i>				
>>>>>>>>Gain Factor $\beta$	M		INTEGER (0..15)	For UL DPCH in TDD; mapping in accordance to [20].
>>>>>>>>Reference TFC nr	O		INTEGER (0..3)	If this TFC is a reference TFC, this IE indicates the reference number.
>>>>>>>> <i>Computed Gain Factors</i>				
>>>>>>>>>Reference TFC nr	M		INTEGER (0..3)	Indicates the reference TFC to be used to calculate the gain factors for this TFC.
> <i>Not Used</i>				This choice shall never be made by the CRNC and the Node B shall consider the procedure as failed if it is received.

Condition	Explanation
PhysChan	The IE shall be present if the TFCS concerns a UL DPCH or PRACH channel .

Range Bound	Explanation
<i>maxnoofTFCs</i>	The maximum number of Transport Format Combinations

### 9.2.1.58A TNL QoS

This IE indicates the TNL QoS characteristics of the transport bearer for the uplink data traffic.

When the *DS Field* IE is used, the value of this IE is configurable by the operator.

When the *Generic Traffic Category* IE is used, generic traffic categories are implementation-specific (e.g. they may be determined by the sender from the application parameters). The value assigned to each of these categories and sent in the *Generic Traffic Category* IE is configurable by the operator, as well as the mapping of this value to DS field [35] at the Node B side.

IE/Group Name	Presence	Range	IE Type and Reference	Semantics Description
CHOICE <i>TNL QoS type</i>	M			
> <i>DS Field</i>				
>>DS Field	M		BIT STRING (8)	DS Field as defined in [35]. Typically used when the NodeB and its CRNC are in the same DS domain as defined in [36].
> <i>Generic Traffic Category</i>				
>>Generic Traffic Category	M		BIT STRING (8)	

### 9.2.1.59 Transport Format Set

The Transport Format Set is defined as the set of Transport Formats associated to a Transport Channel, e.g. DCH.

[TDD - The Transport Format Set for each transport channel within the same CCTrCH shall have the same value for the 2<sup>nd</sup> *Interleaving Mode* IE.]



IE/Group Name	Presence	Range	IE Type and Reference	Semantics Description
<b>Dynamic Transport Format Information</b>		$1..<maxTFcount>$		The first instance of the parameter corresponds to TFI zero, the second to 1 and so on.
>Number of Transport Blocks	M		INTEGER (0..512)	
>Transport Block Size	C-Blocks		INTEGER (0..5000)	Unit: Bits
>CHOICE Mode	M			
>>TDD				
<b>&gt;&gt;&gt;Transmission Time Interval Information</b>	C-TTIdynamic	$1..<maxTTlcount>$		
>>>>Transmission Time Interval	M		ENUMERATED (10, 20, 40, 80,...)	Unit: ms
<b>Semi-Static Transport Format Information</b>		1		
>Transmission Time Interval	M		ENUMERATED (10, 20, 40, 80, dynamic,...,5)	Unit: ms; Value "dynamic" for TDD only; Value "5" for LCR TDD only; For FDD DCH, the value "80" is applicable only when <i>DL DPCH Slot Format</i> IE indicates a slot format with SF=512.
>Type Of Channel Coding	M		ENUMERATED ( No codingTDD, Convolutional, Turbo, ...)	[FDD - The value "No codingTDD" shall be treated as logical error if received]
>Coding Rate	C-Coding		ENUMERATED (1/2, 1/3,...)	
>Rate Matching Attribute	M		INTEGER (1..maxRM)	
>CRC Size	M		ENUMERATED (0, 8, 12, 16, 24,...)	
>CHOICE Mode	M			
>>TDD				
>>>2 <sup>nd</sup> Interleaving Mode	M		ENUMERATED ( Frame related, Timeslot related, ...)	

Condition	Explanation
Blocks	The IE shall be present if the <i>Number Of Transport Blocks</i> IE is set to a value greater than 0.
Coding	The IE shall be present if the <i>Type Of Channel Coding</i> IE is set to "Convolutional" or "Turbo".
TTIdynamic	The IE shall be present if the <i>Transmission Time Interval</i> IE in the <i>Semi-Static Transport Format Information</i> IE is set to "dynamic".

Range Bound	Explanation
<i>maxTFcount</i>	Maximum number of different Transport Formats that can be included in the Transport Format Set for one transport channel
maxRM	Maximum number that could be set as rate matching attribute for a transport channel
<i>maxTTlcount</i>	The amount of different TTIs that are possible for that Transport Format

### 9.2.1.60 ToAWE

TOAWE is the window endpoint. DL data frames are expected to be received before this window endpoint. TOAWE is defined with a positive value relative Latest Time of Arrival (LTOA). A data frame arriving after TOAWE gives a Timing Adjustment Control frame response.

IE/Group Name	Presence	Range	IE Type and Reference	Semantics Description
ToAWE			INTEGER (0..2559)	Unit: ms

### 9.2.1.61 ToAWS

TOAWS is the window startpoint. DL data frames are expected to be received after this window startpoint. TOAWS is defined with a positive value relative Time of Arrival Window Endpoint (TOAWE). A data frame arriving before TOAWS gives a Timing Adjustment Control frame response.

IE/Group Name	Presence	Range	IE Type and Reference	Semantics Description
ToAWS			INTEGER (0..1279)	Unit: ms

### 9.2.1.62 Transaction ID

The transaction ID is used to associate all the messages belonging to the same procedure. Messages belonging to the same procedure shall use the same transaction ID.

The transaction ID is determined by the initiating peer of a procedure. For common procedures the transaction ID shall uniquely identify a procedure within all ongoing parallel procedures initiated by one protocol peer, using the same procedure code and signalled over the same Node B Control Port. For dedicated procedures the transaction ID shall uniquely identify a procedure within all ongoing parallel procedures initiated by one protocol peer, using the same procedure code and initiated towards the same Node B/CRNC context.

IE/Group Name	Presence	Range	IE Type and Reference	Semantics Description
CHOICE <i>Transaction ID Length</i>				The Transaction ID shall be interpreted for its integer value, not for the type of encoding ("short" or "long").
<i>&gt;Short</i>				
>>Transaction ID Value	M		INTEGER (0..127)	
<i>&gt;Long</i>				
>>Transaction ID Value	M		INTEGER (0..32767)	

### 9.2.1.62A Transport Bearer Request Indicator

Indicates whether a new transport bearer needs to be established for carrying the concerned transport channel.

IE/Group Name	Presence	Range	IE Type and Reference	Semantics Description
Transport Bearer Request Indicator			ENUMERATED ( Bearer Requested, Bearer Not Requested, ...)	

### 9.2.1.63 Transport Layer Address

In case of transport bearer establishment with ALCAP [2][31], this IE contains the address to be used for Transport Network Control Plane signalling to establish the transport bearer according to [2][31].

In order to allow transport bearer establishment without ALCAP, this IE contains the address of the transport bearer to be used for the user plane transport.

For details on the Transport Address used see ref. [2][31].

IE/Group Name	Presence	Range	IE Type and Reference	Semantics Description
Transport Layer Address			BIT STRING (1..160, ...)	

### 9.2.1.64 TSTD Indicator

Indicates if TSTD shall be active or not.

IE/Group Name	Presence	Range	IE Type and Reference	Semantics Description
TSTD Indicator			ENUMERATED ( active, inactive)	

### 9.2.1.64A $T_{\text{UTRAN-GPS}}$ Measurement Value Information

The  $T_{\text{UTRAN-GPS}}$  *Measurement Value Information* IE indicates the measurement results related to the UTRAN GPS Timing of Cell Frames for UE Positioning measurements.

IE/Group Name	Presence	Range	IE Type and Reference	Semantics Description
$T_{\text{UTRAN-GPS}}$		1		Indicates the UTRAN GPS Timing of Cell Frames for UE Positioning. According to mapping in [22]. Significant values range from 0 to 37158911999999.
>MS	M		INTEGER (0..16383)	Most Significant Part
>LS	M		INTEGER (0..4294967295)	Least Significant Part
$T_{\text{UTRAN-GPS}}$ Quality	O		INTEGER (0..255)	Indicates the standard deviation (std) of the $T_{\text{UTRAN-GPS}}$ measurements in 1/16 chip. $T_{\text{UTRAN-GPS}}$ Quality = $\sqrt{E[(x-\mu)^2]}$ = std of reported $T_{\text{UTRAN-GPS}}$ Value, where x is the reported $T_{\text{UTRAN-GPS}}$ Value and $\mu = E[x]$ is the expectation value of x.
$T_{\text{UTRAN-GPS}}$ Drift Rate	M		INTEGER (-50..+50)	Indicates the $T_{\text{UTRAN-GPS}}$ drift rate in 1/256 chip per second. A positive value indicates that the UTRAN clock is running at a lower frequency than GPS clock.
$T_{\text{UTRAN-GPS}}$ Drift Rate Quality	O		INTEGER (0..50)	Indicates the standard deviation (std) of the $T_{\text{UTRAN-GPS}}$ drift rate measurements in 1/256 chip per second. $T_{\text{UTRAN-GPS}}$ Drift Rate Quality = $\sqrt{E[(x-\mu)^2]}$ = std of reported $T_{\text{UTRAN-GPS}}$ Drift Rate, where x is the reported $T_{\text{UTRAN-GPS}}$ Drift Rate and $\mu = E[x]$ is the expectation value of x.

### 9.2.1.64B $T_{\text{UTRAN-GPS}}$ Measurement Threshold Information

The  $T_{\text{UTRAN-GPS}}$  Measurement Threshold Information defines the related thresholds for UTRAN GPS Timing of Cell Frames for UE Positioning measurements shall trigger the event On Modification.

IE/Group Name	Presence	Range	IE Type and Reference	Semantics Description
T <sub>UTRAN-GPS</sub> Change Limit	O		INTEGER (1..256)	Change of T <sub>UTRAN-GPS</sub> value compared to previously reported value, which shall trigger a new report. Unit in 1/16 chip.
Predicted T <sub>UTRAN-GPS</sub> Deviation Limit	O		INTEGER (1..256)	Deviation of the predicated T <sub>UTRAN-GPS</sub> from the latest measurement result, which shall trigger a new report. Unit in 1/16 chip.

### 9.2.1.64C T<sub>UTRAN-GPS</sub> Accuracy Class

The T<sub>UTRAN-GPS</sub> Accuracy Class IE indicates the accuracy class of the UTRAN GPS Timing of Cell Frames for UE Positioning measurement.

IE/Group Name	Presence	Range	IE Type and Reference	Semantics Description
T <sub>UTRAN-GPS</sub> Accuracy Class			ENUMERATED ( Accuracy Class A, Accuracy Class B, Accuracy Class C, ...)	More information about T <sub>UTRAN-GPS</sub> Measurement Accuracy Class is included in [22].

### 9.2.1.65 UARFCN

Designates the central frequency of the channel number.

IE/Group Name	Presence	Range	IE Type and Reference	Semantics Description
UARFCN			INTEGER (0..16383,...)	Unit: MHz Range: 0 .. 3276.6 MHz Step: 0.2 MHz (subclause 5.4.3 in [14] and [15])

### 9.2.1.65A UL Capacity Credit

The capacity credit indicates to the CRNC the Uplink capacity of a Local Cell or a Local Cell Group.

IE/Group Name	Presence	Range	IE Type and Reference	Semantics Description
UL Capacity Credit			INTEGER (0..65535)	

### 9.2.1.65B UTRAN Cell Identifier (UC-Id)

The UC-Id (UTRAN Cell identifier) is the identifier of a cell in one UTRAN.

IE/Group Name	Presence	Range	IE Type and Reference	Semantics Description
RNC-Id	M		9.2.1.53a	
C-Id	M		9.2.1.9	

### 9.2.1.66 UL FP Mode

This parameter defines if normal or silent mode of the Frame Protocol shall be used for the UL.

IE/Group Name	Presence	Range	IE Type and Reference	Semantics Description
UL FP Mode			ENUMERATED (Normal, Silent, ...)	

### 9.2.1.67 UL interference level

Void.

### 9.2.1.67A UL SIR

The UL SIR indicates a received UL SIR.

IE/Group Name	Presence	Range	IE Type and Reference	Semantics Description
UL SIR			INTEGER (-82..173)	Value = UL SIR/10 Unit: dB Range: -8.2 .. +17.3 dB Step: 0.1 dB

### 9.2.1.68 Unidirectional DCH Indicator

The *Unidirectional DCH Indicator* IE indicates that the DCH is unidirectional.

IE/Group Name	Presence	Range	IE Type and Reference	Semantics Description
Unidirectional DCH Indicator			ENUMERATED (Downlink DCH only, Uplink DCH only)	

## 9.2.2 FDD specific parameters

### 9.2.2.a ACK-NACK Repetition Factor

The *ACK-NACK Repetition Factor* IE indicates the number of consecutive repetitions of the ACK and NACK.

IE/Group Name	Presence	Range	IE Type and Reference	Semantics Description
ACK-NACK Repetition Factor			INTEGER (1..4,...)	Step: 1

### 9.2.2.b ACK Power Offset

The *ACK Power Offset* IE indicates Power offset used in the UL between the HS-DPCCH slot carrying HARQ ACK information and the associated DPCCH.

IE/Group Name	Presence	Range	IE Type and Reference	Semantics Description
ACK Power Offset			INTEGER (0..8,...)	According to mapping in ref. [9] subclause 4.2.1.

### 9.2.2.A Active Pattern Sequence Information

Defines the parameters for the compressed mode gap pattern sequence activation. For details see ref. [18].

IE/Group Name	Presence	Range	IE Type and Reference	Semantics Description
CM Configuration Change CFN	M		CFN 9.2.1.7	
<b>Transmission Gap Pattern Sequence Status</b>		<i>0..&lt;maxT GPS&gt;</i>		
>TGPS Identifier	M		INTEGER (1..maxTGPS)	If the group is not present, none of the pattern sequences are activated. References an already defined sequence.
>TGPRC	M		INTEGER (0..511)	The number of transmission gap patterns within the Transmission Gap Pattern Sequence. "0"=Infinity
>TGCFN	M		CFN 9.2.1.7	Connection Frame Number of the first frame of the first pattern 1 within the Transmission Gap Pattern Sequence.

Range Bound	Explanation
<i>maxTGPS</i>	Maximum number of active pattern sequences. Value 6.

### 9.2.2.B Adjustment Period

The *Adjustment Period* IE defines the period to be used for power balancing.

IE/Group Name	Presence	Range	IE Type and Reference	Semantics Description
Adjustment Period			INTEGER (1..256)	Unit: Frames

### 9.2.2.C Adjustment Ratio

The *Adjustment Ratio* IE (*Radj*) defines the convergence rate used for the associated Adjustment Period.

IE/Group Name	Presence	Range	IE Type and Reference	Semantics Description
Adjustment Ratio			INTEGER (0..100)	Unit: None Range: 0..1 Step: 0.01

### 9.2.2.D AICH Power

The *AICH Power* IE indicates a power level (measured as the power per transmitted acquisition indicator when several AIs are transmitted in parallel) relative to the primary CPICH power configured in a cell. If Transmit Diversity is applied to the AICH, the *AICH Power* IE indicates the power offset between the linear sum of the power for the AICH on all branches and the Primary CPICH power configured in a cell.

IE/Group Name	Presence	Range	IE Type and Reference	Semantics Description
AICH Power			INTEGER (-22..+5)	Unit: dB Range: -22 .. +5 dB Step: 1 dB

### 9.2.2.1 AICH Transmission Timing

IE/Group Name	Presence	Range	IE Type and Reference	Semantics Description
AICH Transmission Timing			ENUMERATED (0, 1)	See parameter AICH_Transmission_Timing in ref. [7].

#### 9.2.2.1A AP Preamble Signature

Void.

#### 9.2.2.1B AP Sub Channel Number

Void.

#### 9.2.2.1Ba Best Cell Portions

*Best Cell Portions* IE indicates the best received cell portions and their SIR values when Cell Portions are defined in the cell.

IE/Group Name	Presence	Range	IE Type and Reference	Semantics Description
<b>Best Cell Portions</b>		1..<maxno ofBestCell Portions>		
>Cell Portion ID	M		9.2.2.1Ca	
>SIR Value	M		INTEGER (0..63)	According to mapping in [22] and [23]

Range Bound	Explanation
<i>maxnoofBestCellPortions</i>	Maximum number of reported Best Received Cell Portions

#### 9.2.2.1Bb Bundling Mode Indicator

The Bundling Mode Indicator indicates whether the bundling shall be done or shall not be done for Iub.

IE/Group Name	Presence	Range	IE Type and Reference	Semantics Description
Bundling Mode Indicator			ENUMERATED ( Bundling, No bundling)	The value "Bundling" is applicable only when E-TTI indicates "2ms".

#### 9.2.2.1C CD Sub Channel Numbers

Void.

#### 9.2.2.1Ca Cell Portion ID

Cell Portion ID is the unique identifier for a cell portion within a cell. See [4].

IE/Group Name	Presence	Range	IE Type and Reference	Semantics Description
Cell Portion ID			INTEGER (0..63,...)	

### 9.2.2.1D Channel Assignment Indication

Void.

### 9.2.2.2 Chip Offset

The Chip Offset is defined as the radio timing offset inside a radio frame. The Chip offset is used as offset relative to the Primary CPICH timing for the DL DPCH or for the F-DPCH.

IE/Group Name	Presence	Range	IE Type and Reference	Semantics Description
Chip Offset			INTEGER (0..38399)	Unit: chips

### 9.2.2.2A Closed Loop Timing Adjustment Mode

Indicates when the phase/amplitude adjustment is performed in the DL in relation to the receipt of the UL feedback command in case of closed loop mode transmit diversity on DPCH.

IE/Group Name	Presence	Range	IE Type and Reference	Semantics Description
Closed Loop Timing Adjustment Mode			ENUMERATED ( Offset1, Offset2, ...)	According to ref. [10] subclause 7.1: "Offset1" = slot(j+1)mod15 "Offset2" = slot(j+2)mod15

### 9.2.2.3 Common Channels Capacity Consumption Law

Void.

### 9.2.2.3A Compressed Mode Deactivation Flag

The Compressed Mode Deactivation Flag indicates whether Compressed Mode shall be deactivated or not in the new RL.

IE/Group Name	Presence	Range	IE Type and Reference	Semantics Description
Compressed Mode Deactivation Flag			ENUMERATED ( Deactivate, Maintain Active)	

### 9.2.2.4 Compressed Mode Method

Void.

### 9.2.2.4A CPCH Allowed Total Rate

Void.



## 9.2.2.4B CPCH Scrambling Code Number

Void.

## 9.2.2.4C CPCH UL DPCCH Slot Format

Void.

## 9.2.2.4Ca CQI Power Offset

The *CQI Power Offset* IE indicates Power offset used in the UL between the HS-DPCCH slots carrying CQI information and the associated DPCCH.

IE/Group Name	Presence	Range	IE Type and Reference	Semantics Description
CQI Power Offset			INTEGER (0..8,...)	According to mapping in ref. [9] subclause 4.2.1.

## 9.2.2.4Cb CQI Repetition Factor

The *CQI Repetition Factor* IE indicates the number of consecutive repetitions of the CQI.

IE/Group Name	Presence	Range	IE Type and Reference	Semantics Description
CQI Repetition Factor			INTEGER (1..4,...)	Step: 1

## 9.2.2.4D DCH FDD Information

The *DCH FDD Information* IE provides information for DCHs to be established.

IE/Group Name	Presence	Range	IE Type and Reference	Semantics Description	Criticality	Assigned Criticality
<b>DCH FDD Information</b>		<i>1..&lt;maxno ofDCHs&gt;</i>			–	
>Payload CRC Presence Indicator	M		9.2.1.49		–	
>UL FP Mode	M		9.2.1.66		–	
>ToAWS	M		9.2.1.61		–	
>ToAWE	M		9.2.1.60		–	
<b>&gt;DCH Specific Info</b>		<i>1..&lt;maxno ofDCHs&gt;</i>			–	
>>DCH ID	M		9.2.1.20		–	
>>Transport Format Set	M		9.2.1.59	For UL	–	
>>Transport Format Set	M		9.2.1.59	For DL	–	
>>Allocation/Retention Priority	M		9.2.1.1A		–	
>>Frame Handling Priority	M		9.2.1.30		–	
>>QE-Selector	M		9.2.1.50A		–	
>>Unidirectional DCH Indicator	O		9.2.1.68		YES	reject
>TNL QoS	O		9.2.1.58A		YES	ignore

Range Bound	Explanation
<i>maxnoofDCHs</i>	Maximum number of DCHs for one UE

#### 9.2.2.4E DCHs FDD To Modify

The *DCHs FDD To Modify* IE provides information for DCHs to be modified.

IE/Group Name	Presence	Range	IE Type and Reference	Semantics Description	Criticality	Assigned Criticality
<b>DCHs FDD To Modify</b>		1..<maxno ofDCHs>			–	
>UL FP Mode	O		9.2.1.66		–	
>ToAWS	O		9.2.1.61		–	
>ToAWE	O		9.2.1.60		–	
>Transport Bearer Request Indicator	M		9.2.1.62A		–	
<b>&gt;DCH Specific Info</b>		1..<maxno ofDCHs>			–	
>>DCH ID	M		9.2.1.20		–	
>>Transport Format Set	O		9.2.1.59	For the UL.	–	
>>Transport Format Set	O		9.2.1.59	For the DL.	–	
>>Allocation/Retention Priority	O		9.2.1.1A		–	
>>Frame Handling Priority	O		9.2.1.30		–	
>>Unidirectional DCH Indicator	O		9.2.1.68		YES	reject
>TNL QoS	O		9.2.1.58A		YES	ignore

Range Bound	Explanation
<i>maxnoofDCHs</i>	Maximum number of DCHs for one UE

#### 9.2.2.4F DCH Indicator For E-DCH-HSDPA Operation

The DCH Indicator For E-DCH-HSDPA Operation parameter indicates whether *DCH Information* IE should be ignored in the message in which the *DCH Indicator For E-DCH-HSDPA Operation* IE is included.

IE/Group Name	Presence	Range	IE Type and Reference	Semantics Description
DCH Indicator For E-DCH-HSDPA Operation			ENUMERATED (DCH not present)	

#### 9.2.2.5 D-Field Length

Void.

#### 9.2.2.6 Dedicated Channels Capacity Consumption Law

Void.

### 9.2.2.7 Diversity Control Field

Void.

### 9.2.2.8 Diversity Indication

Void.

### 9.2.2.9 Diversity Mode

Define the diversity mode to be applied.

IE/Group Name	Presence	Range	IE Type and Reference	Semantics Description
Diversity Mode			ENUMERATED ( None, STTD, Closed loop mode 1, Not Used...)	The <i>Diversity Mode</i> IE shall never be set to "Not Used". If received it shall be rejected.

### 9.2.2.10 DL DPCH Slot Format

Indicates the slot format used in DPCH in DL, accordingly to ref. [7].

IE/Group Name	Presence	Range	IE Type and Reference	Semantics Description
DL DPCH Slot Format			INTEGER (0..16,...)	

### 9.2.2.10A DL DPCH Timing Adjustment

The DL DPCH Timing Adjustment indicates that a timing adjustment of the related radio link is required or that an Initial DL DPCH Timing Adjustment has been performed by the Node B. It also indicates whether the timing adjustment consists of a timing advance or a timing delay with respect to the SFN timing. The adjustment always consists of 256 chips.

IE/Group Name	Presence	Range	IE Type and Reference	Semantics Description
DL DPCH Timing Adjustment			ENUMERATED ( timing advance, timing delay)	The size of the timing adjustment is 256 chips.

### 9.2.2.11 DL frame type

Void.

### 9.2.2.12 DL or Global Capacity Credit

Void.

## 9.2.2.12A DL\_power\_averaging\_window\_size

The *DL\_power\_averaging\_window\_size* IE defines the window size when Limited Power Increase is used [10].

IE/Group Name	Presence	Range	IE Type and Reference	Semantics Description
DL_power_averaging_window_size			INTEGER (1..60)	Unit: inner loop power adjustments Range: 1..60 Step: 1 adjustment

## 9.2.2.12B DL Power Balancing Information

The *DL Power Balancing Information* IE provides information for power balancing to be activated in the relevant RL(s).

IE/Group Name	Presence	Range	IE Type and Reference	Semantics Description
Power Adjustment Type	M		9.2.2.27	
DL Reference Power	C-Common		DL Power 9.2.1.21	Power on DPCH or on F-DPCH
<b>DL Reference Power Information</b>	C-Individual	1..<maxno ofRLs>		
>RL ID	M		9.2.1.53	
>DL Reference Power	M		DL Power 9.2.1.21	Power on DPCH or on F-DPCH
Max Adjustment Step	C-Common OrIndividual		9.2.2.20	
Adjustment Period	C-Common OrIndividual		9.2.2.B	
Adjustment Ratio	C-Common OrIndividual		9.2.2.C	

Condition	Explanation
Common	The IE shall be present if the <i>Power Adjustment Type</i> IE is set to "Common".
Individual	The IE shall be present if the <i>Power Adjustment Type</i> IE is set to "Individual".
CommonOrIndividual	The IE shall be present if the <i>Power Adjustment Type</i> IE is set to "Common" or "Individual".

Range Bound	Explanation
maxnoofRLs	Maximum number of Radio Links for a UE

## 9.2.2.12C DL Power Balancing Activation Indicator

The *DL Power Balancing Activation Indicator* IE indicates that the power balancing is activated in the RL.

IE/Group Name	Presence	Range	IE Type and Reference	Semantics Description
DL Power Balancing Activation Indicator			ENUMERATED (DL Power Balancing Activated)	

### 9.2.2.12D DL Power Balancing Updated Indicator

The *DL Power Balancing Updated Indicator* IE indicates that the power balancing related parameters is updated in the RL.

IE/Group Name	Presence	Range	IE Type and Reference	Semantics Description
DL Power Balancing Updated Indicator			ENUMERATED (DL Power Balancing Activated)	

### 9.2.2.13 DL Scrambling Code

DL scrambling code to be used by the RL. One cell may have multiple DL scrambling codes available.

IE/Group Name	Presence	Range	IE Type and Reference	Semantics Description
DL Scrambling Code			INTEGER (0..15)	"0" = Primary scrambling code of the cell "1".."15" = Secondary scrambling code

### 9.2.2.13A DL TPC Pattern 01 Count

The *DL TPC Pattern 01 Count* IE contains the value of the parameter n, which is used for determining the DL TPC pattern on Radio Links marked with "first RLS" by the *First RLS indicator* IE before UL synchronisation is achieved.

IE/Group Name	Presence	Range	IE Type and Reference	Semantics Description
DL TPC Pattern 01 Count			INTEGER(0..30,...)	

### 9.2.2.13B DSCH FDD Information

Void.

### 9.2.2.13C DPC Mode

The *DPC Mode* IE indicates the DPC mode to be applied [10].

IE/Group Name	Presence	Range	IE Type and Reference	Semantics Description
DPC Mode			ENUMERATED ( Mode0, Mode1, ...)	"Mode0": The Node B shall estimate the UE transmitted TPC command and update the DL power in every slot  "Mode1": The Node B shall estimate the UE transmitted TPC command over three slots and shall update the DL power in every three slots

### 9.2.2.13D DSCH FDD Common Information

Void.

### 9.2.2.13Da E-DCH FDD Information

The E-DCH *FDD Information* IE provides information for an E-DCH to be established.

IE/Group Name	Presence	Range	IE Type and Reference	Semantics Description
E-DCH MAC-d Flows Information	M		9.2.2.13M	
HARQ Process Allocation For 2ms Scheduled Transmission Grant	O		HARQ Process Allocation for 2ms TTI 9.2.2.13Dn	If this IE is not included, scheduled transmission in all HARQ processes is allowed.
E-DCH Maximum Bitrate	O		9.2.2.13T	
E-DCH Processing Overload Level	O		9.2.2.13U	
E-DCH Reference Power Offset	O		9.2.2.13Y	

### 9.2.2.13DA E-DCH FDD Update Information

The E-DCH *FDD Update Information* IE provides information for E-DCH to be updated. At least one IE shall be present.

IE/Group Name	Presence	Range	IE Type and Reference	Semantics Description
<b>E-DCH MAC-d Flow Specific Update Information</b>		<i>0..&lt;maxno ofEDCHMACdFlows &gt;</i>		
>E-DCH MAC-d Flow ID	M		9.2.2.13O	
>HARQ Process Allocation For 2ms Non-Scheduled Transmission Grant	O		HARQ Process Allocation for 2ms TTI 9.2.2.13Dn	
HARQ Process Allocation For 2ms Scheduled Transmission Grant	O		HARQ Process Allocation for 2ms TTI 9.2.2.13Dn	

Range bound	Explanation
<i>maxnoofEDCHMACdFlows</i>	Maximum number of MAC-d flows.

### 9.2.2.13Db E-DCH FDD Information Response

The E-DCH *FDD Information Response* IE provides information for E-DCH MAC-d flows that have been established or modified. It also provides additional E-DCH information determined within the Node B.

IE/Group Name	Presence	Range	IE Type and Reference	Semantics Description
<b>E-DCH MAC-d Flow Specific Information Response</b>		$0..<maxno\ of\ EDCHM\ ACdFlows>$		
>E-DCH MAC-d Flow ID	M		9.2.2.13O	
>Binding ID	O		9.2.1.4	
>Transport Layer Address	O		9.2.1.63	
>HARQ Process Allocation For 2ms Non-Scheduled Transmission Grant	O		HARQ Process Allocation for 2ms TTI 9.2.2.13Dn	
HARQ Process Allocation For 2ms Scheduled Transmission Grant	O		HARQ Process Allocation for 2ms TTI 9.2.2.13Dn	

Range bound	Explanation
$maxnoofEDCHMACdFlows$	Maximum number of MAC-d flows.

### 9.2.2.13Dc E-DCH FDD DL Control Channel Information

The *E-DCH FDD DL Control Channel Information* IE provides information for E-DCH specific DL Control Channels to be provided to UE via RRC signalling.

IE/Group Name	Presence	Range	IE Type and Reference	Semantics Description
E-AGCH And E-RGCH/E-HICH FDD Scrambling Code	O		DL Scrambling Code 9.2.2.13	Scrambling code on which E-AGCH, E-RGCH and E-HICH are transmitted.
E-AGCH Channelisation Code	O		FDD DL Channelisation Code Number 9.2.2.14	
Primary E-RNTI	O		E-RNTI 9.2.2.13P	
Secondary E-RNTI	O		E-RNTI 9.2.2.13P	
E-RGCH/E-HICH Channelisation Code	O		FDD DL Channelisation Code Number 9.2.2.14	
E-RGCH Signature Sequence	O		INTEGER ( $0..maxnoofSigSeqE-RGHICH - 1$ )	
E-HICH Signature Sequence	O		INTEGER ( $0..maxnoofSigSeqE-RGHICH - 1$ )	
Serving Grant Value	O		INTEGER (0..37,38)	(0..37) indicates E-DCH serving grant index as defined in [32]; index 38 means zero grant
Primary/Secondary Grant Selector	O		ENUMERATED (Primary, Secondary)	Indicates whether the Serving Grant Value is granted with a primary E-RNTI or a secondary E-RNTI
E-RGCH Release Indicator	O		9.2.2.13lc	

Range bound	Explanation
$maxnoofSigSeqE-RGHICH$	Maximum number of Signature Sequences for E-RGCH/E-HICH.

### 9.2.2.13De E-DCH RL Indication

Indicates whether a RL is an E-DCH RL.

IE/Group Name	Presence	Range	IE Type and Reference	Semantics Description
E-DCH RL Indication			ENUMERATED(E-DCH, non E-DCH)	

### 9.2.2.13Df E-DCH FDD Information to Modify

The *E-DCH FDD Information to Modify* IE is used for the modification of an E-DCH.



IE/Group Name	Presence	Range	IE Type and Reference	Semantics Description
<b>E-DCH MAC-d Flow Specific Information</b>		<i>0..&lt;maxno ofEDCHMACdFlows&gt;</i>		
>E-DCH MAC-d Flow ID	M		9.2.2.13O	
>Allocation/Retention Priority	O		9.2.1.1A	
>Transport Bearer Request Indicator	M		9.2.1.62A	
>TNL QoS	O		9.2.1.58A	
>Maximum Number Of Retransmissions For E-DCH	O		9.2.2.20D	
>E-DCH HARQ Power Offset FDD	O		9.2.2.13Dk	
>E-DCH MAC-d Flow Multiplexing List	O		9.2.2.13DI	
>CHOICE <i>E-DCH Grant Type</i>	O			
>> <i>E-DCH Non-Scheduled Transmission Grant</i>				
>>>Maximum Number of Bits per MAC-e PDU for Non-scheduled Transmission	M		9.2.2.13Dm	
>>>HARQ Process Allocation For 2ms Non-Scheduled Transmission Grant	O		HARQ Process Allocation for 2ms TTI 9.2.2.13Dn	
>> <i>E-DCH Scheduled Transmission Grant</i>			NULL	
>Bundling Mode Indicator	O		9.2.2.1Bb	
>E-DCH Logical Channel To Add	O		E-DCH Logical Channel Information 9.2.2.13K	
>E-DCH Logical Channel To Modify	O		9.2.2.13L	
>E-DCH Logical Channel To Delete		<i>0..&lt;maxnooflogicalchannels&gt;</i>		
>>Logical Channel ID	M		9.2.2.18c	
HARQ Process Allocation For 2ms Scheduled Transmission Grant	O		HARQ Process Allocation for 2ms TTI 9.2.2.13Dn	
E-DCH Maximum Bitrate	O		9.2.2.13T	
E-DCH Processing Overload Level	O		9.2.2.13U	
E-DCH Reference Power Offset	O		9.2.2.13Y	
MAC-e Reset Indicator	O		9.2.2.20F	

Range bound	Explanation
<i>maxnoofEDCHMACdFlows</i>	Maximum number of E-DCH MAC-d flows.

### 9.2.2.13Dh E-DCH Transport Format Combination Set Information (E-TFCS Information)

Whereas the related Transport Block sizes are standardised in [32] this IE gives details on the referenced Transport Block Size Table, the E-DCH Minimum Set E-TFCI and the Reference E-TFCIs.

IE/Group Name	Presence	Range	IE Type and Reference	Semantics Description
E-TFCI Table Index	M		INTEGER (0..1,...)	Indicates which standardised E-TFCS Transport Block Size Table shall be used. The related tables are specified in [32].
E-DCH Minimum Set E-TFCI	O		INTEGER (0..127)	For the concept of "E-DCH Minimum Set of TFCs" see [32] and [18].
<b>Reference E-TFCI Information</b>		<i>1..&lt;maxno ofRefETF CIs&gt;</i>		
>Reference E-TFCI	M		INTEGER (0..127)	
>Reference E-TFCI Power Offset	M		9.2.2.13Dp	

Range Bound	Explanation
<i>maxnoofRefETF CIs</i>	Maximum number of signalled reference E-TFCIs

### 9.2.2.13Di E-TTI

The E-TTI parameter indicates the Transmission Time Interval for E-DPCH operation.

IE/Group Name	Presence	Range	IE Type and Reference	Semantics Description
E-TTI			ENUMERATED (2ms, 10ms)	

### 9.2.2.13Dj E-DPCCH Power Offset

The E-DPCCH Power Offset is used to calculate the E-DPCCH gain factor  $\beta_{ec}$  as defined in [10], whereas  $\beta_{ec}$  is related to the power difference between DPCCH and E-DPCCH.

IE/Group Name	Presence	Range	IE Type and Reference	Semantics Description
E-DPCCH Power Offset			INTEGER (0..8)	According to mapping in ref. [9] subclause 4.2.1.3.

### 9.2.2.13Dk E-DCH HARQ Power Offset FDD

The E-DCH HARQ Power Offset FDD is used to calculate the unquantised gain factor for an E-TFC ( $\beta_{ed,j,uq}$ ) as defined in [10].

IE/Group Name	Presence	Range	IE Type and Reference	Semantics Description
E-DCH HARQ Power Offset FDD			INTEGER (0..6)	According to mapping in ref. [9] subclause 4.2.1.3.

### 9.2.2.13DI E-DCH MAC-d Flow Multiplexing List

The E-DCH MAC-d Flow Multiplexing List indicates which E-DCH MAC-d flows are allowed to be multiplexed within a MAC-e PDU with the MAC-d flow it is associated to. If the E-DCH MAC-d Flow Multiplexing List is signalled for an E-DCH MAC-d flow it indicates that E-DCH MAC-d PDUs of this E-DCH MAC-d flow are the first E-DCH MAC-d PDU in the MAC-e PDU. If an E-DCH MAC-d Flow Multiplexing List was already received within a previous Radio Link related procedure and no E-DCH MAC-d Flow Multiplexing List is signalled for an E-DCH MAC-d flow, the Node B shall continue to use the previously received one. If no E-DCH MAC-d Flow Multiplexing List was

ever received for an E-DCH MAC-d flow no restrictions shall be assumed for the related E-DCH MAC-d flow for multiplexing E-DCH MAC-d flows.

IE/Group Name	Presence	Range	IE Type and Reference	Semantics Description
E-DCH MAC-d Flow Multiplexing List			BIT STRING (8)	The first Bit corresponds to E-DCH MAC-d flow 0, the second bit corresponds to E-DCH MAC-d flow 1, etc.

### 9.2.2.13Dm Maximum Number of Bits per MAC-e PDU for Non-scheduled Transmission

The Maximum Number of Bits per MAC-e PDU for Non-scheduled Transmission indicates the number of bits allowed to be included in a MAC-e PDU per E-DCH MAC-d flow configured for non-scheduled transmissions.

IE/Group Name	Presence	Range	IE Type and Reference	Semantics Description
Maximum Number of Bits per MAC-e PDU for Non-scheduled Transmission			INTEGER (1..19982)	

### 9.2.2.13Dn HARQ Process Allocation For 2ms TTI

The HARQ Process Allocation for 2ms TTI indicates those HARQ processes that are allowed. MAC-d PDU"s for a MAC-d flow are only allowed to be transmitted in those processes for which the bit is set to "1".

IE/Group Name	Presence	Range	IE Type and Reference	Semantics Description
HARQ Process Allocation For 2ms TTI			BIT STRING (8)	The first Bit corresponds to HARQ process ID = 0, the second bit corresponds to HARQ process ID = 1, etc. The HARQ process ID for 2ms TTI is defined in [32], chapter 11.8.1.3.

### 9.2.2.13Dp Reference E-TFCI Power Offset

The Reference E-TFCI Power Offset is used to calculate the reference E-TFC gain factor  $\beta_{ed,ref}$  as defined in [10].

IE/Group Name	Presence	Range	IE Type and Reference	Semantics Description
Reference E-TFCI Power Offset			INTEGER (0..29)	According to mapping in ref. [9] subclause 4.2.1.3

### 9.2.2.13E Enhanced DSCH PC

Void.

### 9.2.2.13F Enhanced DSCH PC Counter

Void.

## 9.2.2.13G Enhanced DSCH PC Indicator

Void.

## 9.2.2.13H Enhanced DSCH PC Wnd

Void.

## 9.2.2.13I Enhanced DSCH Power Offset

Void.

## 9.2.2.13Ia E- RGCH/E-HICH Code Information

This parameter defines the codes which will be assigned for E- RGCH and E-HICH.

IE/Group Name	Presence	Range	IE Type and Reference	Semantics Description
CHOICE <i>replaceremove</i>	M			
<i>&gt;replace</i>				
<b>&gt;&gt;E-RGCH/E-HICH Code</b>		<i>1..&lt;Maxno ofERGCH EHICHs&gt;</i>		
<i>&gt;&gt;&gt;Code Number</i>	M		FDD DL Channelisation Code Number 9.2.2.14	
<i>&gt;remove</i>			NULL	

Range Bound	Explanation
MaxnoofERGCH/EHICHs	Maximum number of E-RGCH/E-HICH channelisation codes for one cell.

## 9.2.2.13Ib E- AGCH Code Information

This parameter defines the codes which will be assigned for E- AGCH.

IE/Group Name	Presence	Range	IE Type and Reference	Semantics Description
CHOICE <i>replaceremove</i>	M			
<i>&gt;replace</i>				
<b>&gt;&gt;E-AGCH Code</b>		<i>1..&lt;Maxno ofEAGCHs&gt;</i>		
<i>&gt;&gt;&gt;Code Number</i>	M		FDD DL Channelisation Code Number 9.2.2.14	
<i>&gt;remove</i>			NULL	

Range Bound	Explanation
MaxnoofEAGCHs	Maximum number of E-AGCH channelisation codes for one cell.

### 9.2.2.13lc E-RGCH Release Indicator

Indicates the E-RGCH is released.

IE/Group Name	Presence	Range	IE Type and Reference	Semantics Description
E-RGCH Release Indicator			ENUMERATED (E-RGCH released)	

### 9.2.2.13ld E-AGCH Power Offset

The *E-AGCH Power Offset* IE indicates the Power offset relative to the pilot bits on the DL DPCCH except when F-DPCH is configured.

IE/Group Name	Presence	Range	IE Type and Reference	Semantics Description
E-AGCH Power Offset			INTEGER (0...255,...)	Unit: dB Range: -32 .. +31.75 dB Step: 0.25 dB

### 9.2.2.13le E-RGCH Power Offset

The *E-RGCH Power Offset* IE indicates the Power offset relative to the pilot bits on the DL DPCCH except when F-DPCH is configured.

IE/Group Name	Presence	Range	IE Type and Reference	Semantics Description
E-RGCH Power Offset			INTEGER (0...255,...)	Unit: dB Range: -32 .. +31.75 dB Step: 0.25 dB

### 9.2.2.13lf E-HICH Power Offset

The *E-HICH Power Offset* IE indicates the Power offset relative to the pilot bits on the DL DPCCH except when F-DPCH is configured.

IE/Group Name	Presence	Range	IE Type and Reference	Semantics Description
E-HICH Power Offset			INTEGER (0...255,...)	Unit: dB Range: -32 .. +31.75 dB Step: 0.25 dB

### 9.2.2.13lg E-RGCH 2-Index-Step Threshold

The E-RGCH 2-index-step-threshold IE is used to determine the Serving Grant.

IE/Group Name	Presence	Range	IE Type and Reference	Semantics Description
E-RGCH 2-Index-Step Threshold			INTEGER (0..37)	Refers to an index in the "SG-Table" (see [32]).

### 9.2.2.13lh E-RGCH 3-Index-Step Threshold

The E-RGCH 3-index-step-threshold IE is used to determine the Serving Grant.

IE/Group Name	Presence	Range	IE Type and Reference	Semantics Description
E-RGCH 3-Index-Step			INTEGER	Refers to an index in the "SG-

Threshold		(0..37)	Table" (see [32]).
-----------	--	---------	--------------------

### 9.2.2.13J E-DCH Capability

This parameter defines the E-DCH capability for a Local Cell.

IE/Group Name	Presence	Range	IE Type and Reference	Semantics Description
E-DCH Capability			ENUMERATED (E-DCH Capable, E-DCH non Capable)	

### 9.2.2.13Ja E-DCH Capacity Consumption Law

The capacity consumption law indicates to the CRNC how the Capacity Credit is consumed by NBAP set of procedures, depending on the RL/RLS situation and the number of uplink E-DPDCHs and their spreading factors. The reference spreading factor and number of E-DPDCH is signalled using the *Maximum Set of E-DPDCHs* IE.

This capacity consumption law indicates the consumption law to be used with the following procedures :

- Radio Link Setup
- Radio Link Addition
- Radio Link Reconfiguration
- Radio Link Deletion

For the Radio Link Setup and Radio Link Addition procedures, the cost given in the consumption law shall be debited from the Capacity Credit, whereas it shall be credited to the Capacity Credit for the Radio Link Deletion procedure. For the Radio Link Reconfiguration procedure, the difference of the consumption cost for the new spreading factor and the consumption cost for the old spreading factor shall be debited from the Capacity Credit (or credited when this difference is negative).

If the modelling of the internal resource capability of the Node B is modelled independently for the Uplink and Downlink, the DL cost shall be applied to the DL or Global Capacity Credit and the UL Cost shall be applied to the UL Capacity Credit. If it is modelled as shared resources, both the DL costs and the UL costs shall be applied to the DL or Global Capacity Credit.

For a Radio Link creating a Radio Link Set (first RL of a RLS), the cost for the RL (cost 2) and RLS (cost 1) shall be taken into account. When adding a Radio Link to a Radio Link Set, only the RL cost (cost 2) shall be taken into account.

In the case where multiple Radio Links are established in one procedure, for every created Radio Link Set, the first Radio Link is always the Radio Link with the lowest repetition number.

The costs given in the consumption law are the costs per channelization code/no of E-DPDCH.

IE/Group Name	Presence	Range	IE Type and Reference	Semantics Description
<b>SF Allocation Law</b>		1..<maxno ofCombEDPDCH>		For each SF, cost of its allocation, in descending order: the first instance corresponds to multicode configuration 2*SF2+2*SF4, the second to 2*SF2, the third to 2*SF4, the fourth to singlecode configuration SF = 4, the fifth to SF = 8, the sixth to SF16, the seventh to SF32 and the eighth to SF64 and so on.
>UL Cost 1	M		INTEGER (0..65535)	This is the cost of a RLS
>UL Cost 2	M		INTEGER (0..65535)	This is the cost of a RL
DL Cost 1	O		INTEGER (0..65535)	This is the cost of a RLS. If not present, zero cost shall be applied. .
DL Cost 2	O		INTEGER (0..65535)	This is the cost of a RL. If not present, zero cost shall be applied.

Range Bound	Explanation
<i>maxnoofCombEDPDCH</i>	Maximum number of Configurations in the <i>Maximum Set of E-DPDCH</i> IE

### 9.2.2.13K E-DCH Logical Channel Information

The *E-DCH Logical Channel Information* IE is used for the establishment of E-DCH Logical Channels.

IE/Group Name	Presence	Range	IE Type and Reference	Semantics Description
<b>E-DCH Logical Channel Information</b>		1..<maxno oflogicalchannels>		
>Logical Channel ID	M		9.2.2.18c	
>Scheduling Priority Indicator	M		9.2.1.53H	
>Scheduling Information	M		9.2.2.40A	
>MAC-es Guaranteed Bit Rate	O		9.2.2.20E	
>E-DCH DDI Value	M		9.2.2.13Q	If more than 1 MAC-d PDU size is configured for this Logical Channel, the different sizes will use subsequent DDI values starting from this DDI value. Value "0x3F" is reserved
<b>&gt;MAC-d PDU Size List</b>		1..<maxnoofMACdPDUSize>		
>>MAC-d PDU Size	M		9.2.1.38A	

Range Bound	Explanation
<i>maxnooflogicalchannels</i>	Maximum number of logical channels
<i>maxnoofMACdPDUSize</i>	Maximum number of MAC-d PDU size per Logical Channels

### 9.2.2.13L E-DCH Logical Channel To Modify

The *E-DCH Logical Channel To Modify* IE is used for the reconfiguration of E-DCH Logical Channels.

IE/Group Name	Presence	Range	IE Type and Reference	Semantics Description
<b>E-DCH Logical Channel Information</b>		<i>1..&lt;maxno oflogicalchannels&gt;</i>		
>Logical Channel ID	M		9.2.2.18c	
>Scheduling Priority Indicator	O		9.2.1.53H	
>Scheduling Information	O		9.2.2.40A	
>MAC-es Guaranteed Bit Rate	O		9.2.2.20E	
>E-DCH DDI Value	O		9.2.2.13Q	If more than 1 MAC-d PDU size is configured for this Logical Channel, the different sizes will use subsequent DDI values starting from this DDI value. Value "0x3F" is reserved
<b>&gt;MAC-d PDU Size List</b>		<i>0..&lt;maxnoofMACdPDUSize&gt;</i>		
>>MAC-d PDU Size	M		9.2.1.38A	

Range Bound	Explanation
<i>maxnooflogicalchannels</i>	Maximum number of logical channels
<i>maxnoofMACdPDUSize</i>	Maximum number of MAC-d PDU size per Logical Channels

### 9.2.2.13M E-DCH MAC-d Flows Information

The *E-DCH MAC-d Flows Information* IE is used for the establishment of E-DCH MAC-d flows.



IE/Group Name	Presence	Range	IE Type and Reference	Semantics Description
<b>E-DCH MAC-d Flow Specific Information</b>		<i>1..&lt;maxno ofEDCHMACdFlows &gt;</i>		
>E-DCH MAC-d Flow ID	M		9.2.2.13O	
>Allocation/Retention Priority	M		9.2.1.1A	
>TNL QoS	O		9.2.1.58A	
>Payload CRC Presence Indicator	M		9.2.1.49	
>Maximum Number Of Retransmissions For E-DCH	M		9.2.2.20D	
>E-DCH HARQ Power Offset FDD	M		9.2.2.13Dk	
>E-DCH MAC-d Flow Multiplexing List	O		9.2.2.13DI	
>CHOICE <i>E-DCH Grant Type</i>	M			
>> <i>E-DCH Non-Scheduled Transmission Grant</i>				
>>>Maximum Number of Bits per MAC-e PDU for Non-scheduled Transmission	M		9.2.2.13Dm	
>>>HARQ Process Allocation For 2ms Non-Scheduled Transmission Grant	O		HARQ Process Allocation for 2ms TTI 9.2.2.13Dn	If this IE is not included, transmission in all HARQ processes is allowed.
>> <i>E-DCH Scheduled Transmission Grant</i>			NULL	
>Bundling Mode Indicator	O		9.2.2.1Bb	
>E-DCH Logical Channel Information	M		9.2.2.13K	

Range Bound	Explanation
<i>maxnoofEDCHMACdFlows</i>	Maximum number of E-DCH MAC-d flows

### 9.2.2.13N E-DCH MAC-d Flows To Delete

The *E-DCH MAC-d Flows To Delete* IE is used for the removal of E-DCH MAC-d flows.

IE/Group Name	Presence	Range	IE Type and Reference	Semantics Description
<b>E-DCH MAC-d Flows To Delete</b>		<i>1..&lt;maxno ofEDCHMACdFlows &gt;</i>		
>E-DCH MAC-d Flow ID	M		9.2.2.13O	

Range Bound	Explanation
<i>maxnoofEDCHMACdFlows</i>	Maximum number of E-DCH MAC-d flows

### 9.2.2.13O E-DCH MAC-d Flow ID

The E-DCH MAC-d Flow ID is the unique identifier for one MAC-d flow on E-DCH.

IE/Group Name	Presence	Range	IE Type and Reference	Semantics Description
E-DCH MAC-d Flow ID			INTEGER (0..maxnoofEDCHMACdFlows - 1)	

Range Bound	Explanation
maxnoofEDCHMACdFlows	Maximum number of E-DCH MAC-d flows

### 9.2.2.13P E-RNTI

The E-RNTI is needed for the UE (or UE group) specific CRC in E-AGCH, see ref. [38].

IE/Group Name	Presence	Range	IE Type and Reference	Semantics Description
E-RNTI			INTEGER (0..65535)	

### 9.2.2.13Q E-DCH DDI Value

The E-DCH DDI Value is the Data Description Indicator value identifying a unique combination of E-DCH MAC-d Flow ID and MAC-d PDU Size.

IE/Group Name	Presence	Range	IE Type and Reference	Semantics Description
E-DCH DDI Value			INTEGER (0..62)	

### 9.2.2.13R E-DCH Provided Bit Rate Value

The *E-DCH Provided Bit Rate Value* IE indicates the E-DCH Provided Bit Rate as defined in [32].

IE/Group Name	Presence	Range	IE Type and Reference	Semantics Description
E-DCH Provided Bit Rate Value			INTEGER (0..2 <sup>24</sup> -1, ...)	Expressed in bit/s.

### 9.2.2.13S E-DCH Provided Bit Rate Value Information

The *E-DCH Provided Bit Rate Value Information* IE reports the *E-DCH Provided Bit Rate Value* IE for each priority class.

IE/Group Name	Presence	Range	IE Type and Reference	Semantics Description
<b>E-DCH Provided Bit Rate Value Information</b>		1..<maxNo ofPriorityClasses>		
>Scheduling Priority Indicator	M		9.2.1.53H	
>E-DCH Provided Bit Rate Value	M		9.2.2.13R	

Range Bound	Explanation
maxNoofPriorityClasses	Maximum number of E-DCH Scheduling Priorities

### 9.2.2.13T E-DCH Maximum Bitrate

The E-DCH Maximum Bitrate parameter indicates the Maximum Bitrate for an E-DCH.

IE/Group Name	Presence	Range	IE Type and Reference	Semantics Description
E-DCH Maximum Bitrate			INTEGER (0..5742,...)	Bitrate on transport block level. Unit is kbits per second.

### 9.2.2.13U E-DCH Processing Overload Level

The *E-DCH Processing Overload Level* IE defines the threshold that determines when the Node B shall indicate processing issue problems to the RNC.

IE/Group Name	Presence	Range	IE type and reference	Semantics description
E-DCH Processing Overload Level			INTEGER (0..10,...)	Number of consecutive TTIs. The value "0" is a special value that means infinity, i.e. when this value is used, the Node B shall never indicate processing issue to the RNC.

### 9.2.2.13V E-DCH TTI Capability

This parameter defines the E-DCH TTI Capability for a Local Cell.

IE/Group Name	Presence	Range	IE Type and Reference	Semantics Description
E-DCH TTI2ms Capability			BOOLEAN	True = TTI 10ms and 2ms supported for E-DCH False = only TTI 10ms supported for E-DCH

### 9.2.2.13W E-DCH SF Capability

This parameter defines the E-DCH Capability for a Local Cell.

IE/Group Name	Presence	Range	IE Type and Reference	Semantics Description
E-DCH SF Capability			ENUMERATED (sf64, sf32, sf16, sf8, sf4, 2sf4, 2sf2, 2sf2and2sf4,...)	Min SF supported by the cell in E-DCH

### 9.2.2.13X E-DCH HARQ Combining Capability

This parameter defines the E-DCH HARQ Combining capability for a Local Cell.

IE/Group Name	Presence	Range	IE Type and Reference	Semantics Description
E-DCH HARQ Combining Capability			ENUMERATED (IR Combining Capable, Chase Combining Capable, IR and Chase Combining Capable)	

### 9.2.2.13Y E-DCH Reference Power Offset

The E-DCH Reference Power Offset is used to estimate the E-DPDCH power from E-TFCI without decoding MAC-e PDUs.

IE/Group Name	Presence	Range	IE Type and Reference	Semantics Description
E-DCH Reference Power Offset			INTEGER (0..6)	According to mapping in ref. [9] subclause 4.2.1.3.

### 9.2.2.14 FDD DL Channelisation Code Number

The DL Channelisation Code Number indicates the DL Channelisation Code number for a specific DL physical channel.

IE/Group Name	Presence	Range	IE Type and Reference	Semantics Description
FDD DL ChannelisationCode Number			INTEGER (0..511)	According to the mapping in [9]. The maximum value is equal to the DL spreading factor –1.

### 9.2.2.14A FDD DL Code Information

The *FDD DL Code Information* IE provides DL Code information for the RL.

IE/Group Name	Presence	Range	IE Type and Reference	Semantics Description
<b>FDD DL Code Information</b>		<i>1..&lt;maxno ofCodes&gt;</i>		
>DL Scrambling Code	M		9.2.2.13	
>FDD DL Channelisation Code Number	M		9.2.2.14	
>Transmission Gap Pattern Sequence Code Information	O		9.2.2.53B	

Range Bound	Explanation
<i>maxnoofCodes</i>	Maximum number of DL code information

### 9.2.2.14B FDD S-CCPCH Frame Offset

The *FDD S-CCPCH Frame Offset* IE represents a frame offset between the concerned S-CCPCH's CFN (Connection Frame Number) relatively to the P-CCPCH's SFN (System Frame Number) of the respective cell. The *FDD S-CCPCH Frame Offset* IE shall be the constant difference between the S-CCPCH's CFN and the least significant 8 bits of the SFN (System Frame Number) on Uu.

IE/Group Name	Presence	Range	IE Type and Reference	Semantics Description
FDD S-CCPCH Frame Offset			ENUMERATED (1, 2, 4,...)	Offset in frames (corresponding to 10msec, 20msec or 40msec offset in time)

### 9.2.2.15 FDD SCCPCH Offset

The Secondary CCPCH offset is defined as the time offset towards the Primary CCPCH in the cell. The offset is a multiple of 256 chips.

IE/Group Name	Presence	Range	IE Type and Reference	Semantics Description
FDD SCCPCH Offset			INTEGER (0..149)	Unit: chip Range: 0..38144 chips Step: 256 chips See ref. [7]

### 9.2.2.16 FDD TPC DL Step Size

This parameter indicates step size for the DL power adjustment.

IE/Group Name	Presence	Range	IE Type and Reference	Semantics Description
FDD TPC Downlink Step Size			ENUMERATED (0.5, 1, 1.5, 2,...)	Unit: dB

### 9.2.2.16a F-DPCH Capability

IE/Group Name	Presence	Range	IE Type and Reference	Semantics Description
F-DPCH Capability			ENUMERATED (F-DPCH Capable, F-DPCH Non-Capable)	

### 9.2.2.16A First RLS Indicator

The *First RLS Indicator* IE indicates if a specific Radio Link and all Radio Links which are part of the same Radio Link Set, shall be considered as the first radio links established towards the UE or not.

IE/Group Name	Presence	Range	IE Type and Reference	Semantics Description
First RLS Indicator			ENUMERATED ( First RLS, Not First RLS, ...)	

### 9.2.2.17 Gap Period

Void.

### 9.2.2.18 Gap Position Mode

Void.

### 9.2.2.18a HARQ Preamble Mode

The *HARQ Preamble Mode* IE is used as described as in ref [10].

IE/Group Name	Presence	Range	IE Type and Reference	Semantics Description
HARQ Preamble Mode			ENUMERATED ( mode0, mode1)	"mode0" means HARQ Preamble Mode =0 "mode1" means HARQ Preamble Mode =1

### 9.2.2.18b HARQ Preamble Mode Activation Indicator

The HARQ Preamble Activation Indicator indicates if the configured HARQ Preamble Mode has been activated in the Node B.

IE/Group Name	Presence	Range	IE Type and Reference	Semantics Description
HARQ Preamble Mode Activation Indicator			ENUMERATED(HARQ Preamble Mode Activated).	

### 9.2.2.18ba HARQ Info for E-DCH

The E-DCH HARQ Info is used to indicate the use of redundancy version (RV) for the EDCH HARQ transmissions.

IE/Group name	Presence	Range	IE Type and Reference	Semantics description
HARQ Info for E-DCH			ENUMERATED (rv0, rvtable)	"rv0" indicates that the UE will only use E_DCH RV index 0. "rvtable" indicates that the UE will use an RSN based RV index as specified in [8]

### 9.2.2.18c Logical channel ID

The *Logical Channel ID* IE is used to identify a E-DCH logical channel in Sheduling Information that is sent over Uu.

IE/Group Name	Presence	Range	IE Type and Reference	Semantics Description
Logical Channel ID		INTEGER (1..15)		

### 9.2.2.18A Limited Power Increase

The parameter is used for a more efficient use of the inner loop DL power control for non real time data.

If the limited power increase is used, the Node B shall use the limited power increase algorithm as specified in [10], subclause 5.2.

IE/Group Name	Presence	Range	IE Type and Reference	Semantics Description
Limited Power Increase			ENUMERATED ( Used, Not Used )	

### 9.2.2.18B Inner Loop DL PC Status

The *Inner Loop DL PC Status* IE indicates whether inner loop DL control shall be active or inactive for all radio links associated with the context identified by the *Node B Communication Context Id* IE.

IE/Group Name	Presence	Range	IE Type and Reference	Semantics Description
Inner Loop DL PC Status			ENUMERATED (Active, Inactive)	

### 9.2.2.18C IPDL FDD Parameters

The *IPDL FDD Parameters* IE provides information about IPDL to be applied for FDD when activated.

IE/Group Name	Presence	Range	IE Type and Reference	Semantics Description
IP SpacingFDD	M		ENUMERATED (5, 7, 10, 15, 20, 30, 40, 50,...)	See [10]
IP Length	M		ENUMERATED (5, 10)	See [10]
Seed	M		INTEGER (0..63)	See [10]
Burst Mode Parameters	O		9.2.1.5A	
IP Offset	M		INTEGER (0..9)	See [10]

### 9.2.2.18Ca HS-DSCH configured indicator

The *HS-DSCH Configured Indicator* IE indicates the configuration of HS-DSCH for the UE. The *HS-DSCH Configured Indicator* IE shall be used for the configuration of the E-DPDCH IQ branch mapping [9].

IE/Group Name	Presence	Range	IE type and reference	Semantics description
HS-DSCH Configured Indicator			ENUMERATED (HS-DSCH configured, HS-DSCH not configured)	Indicator of the HS-DSCH for configuration of the E-DPDCHs IQ branch mapping [9].

### 9.2.2.18D HS-DSCH FDD Information

The *HS-DSCH FDD Information* IE is used for initial addition of HS-DSCH information to a Node B Communication Context.

IE/Group Name	Presence	Range	IE Type and Reference	Semantics Description	Criticality	Assigned Criticality
HS-DSCH MAC-d Flows Information	M		9.2.1.31IA		–	
<b>UE Capabilities Information</b>					–	
>HS-DSCH Physical Layer Category	M		9.2.1.31Ia		–	
MAC-hs Reordering Buffer Size for RLC-UM	M		9.2.1.38Ab		–	
CQI Feedback Cycle k	M		9.2.2.21B		–	
CQI Repetition Factor	C-CQICyclek		9.2.2.4Cb		–	
ACK-NACK Repetition Factor	M		9.2.2.a		–	
CQI Power Offset	M		9.2.2.4Ca		–	
ACK Power Offset	M		9.2.2.b		–	
NACK Power Offset	M		9.2.2.23a		–	
HS-SCCH Power Offset	O		9.2.2.18I		–	
Measurement Power Offset	O		9.2.2.21C		–	
HARQ Preamble Mode	O		9.2.2.18a		YES	ignore

Condition	Explanation
CQICyclek	The IE shall be present if the <i>CQI Feedback Cycle k</i> IE is set to a value greater than 0.

### 9.2.2.18E HS-DSCH FDD Information Response

The HS-DSCH Information Response provides information for HS-DSCH that have been established or modified. It also provides additional HS-DSCH information determined within the Node B.

IE/Group Name	Presence	Range	IE Type and Reference	Semantics Description	Criticality	Assigned Criticality
<b>HS-DSCH MAC-d Flow Specific Information Response</b>		<i>0..&lt;maxno ofMACdFlows&gt;</i>			–	
>HS-DSCH MAC-d Flow ID	M		9.2.1.31I		–	
>Binding ID	O		9.2.1.4		–	
>Transport Layer Address	O		9.2.1.63		–	
>HS-DSCH Initial Capacity Allocation	O		9.2.1.31Ha		–	
<b>HS-SCCH Specific Information Response</b>		<i>0..&lt;maxno ofHSSCC Hcodes&gt;</i>			–	
>Code Number	M		INTEGER (0..127)		–	
<i>CHOICE HARQ Memory Partitioning</i>	O				–	
> <i>Implicit</i>					–	
>>Number of Processes	M		INTEGER (1..8,...)	For HARQ process IDs going from 0 to "Number of Processes" – 1 the Total number of soft channel bits [33] is partitioned equally between all HARQ processes according to the rules in [18].	–	
> <i>Explicit</i>					–	
>> <b>HARQ Memory Partitioning Information</b>		<i>1..&lt;maxno ofHARQprocesses&gt;</i>		The first instance of the parameter corresponds to HARQ process with identifier 0, the second instance to HARQ process with identifier 1, and so on.	–	
>>>Process Memory Size	M		9.2.1.49D	See [18]	–	
HARQ Preamble Mode Activation Indicator	O		9.2.2.18b		YES	ignore



Range Bound	Explanation
<i>maxnoofMACdFlows</i>	Maximum number of HS-DSCH MAC-d flows
<i>maxnoofHSSCCHcodes</i>	Maximum number of HS-SCCH codes
<i>MaxnoofHARQprocesses</i>	Maximum number of HARQ processes for one UE

### 9.2.2.18Ea HS-DSCH FDD Update Information

The *HS-DSCH FDD Update Information* IE provides information for HS-DSCH to be updated. At least one IE shall be present.

IE/Group Name	Presence	Range	IE Type and Reference	Semantics Description
HS-SCCH Code Change Indicator	O		9.2.1.31K	
CQI Feedback Cycle k	O		9.2.2.21B	
CQI Repetition Factor	O		9.2.2.4Cb	
ACK-NACK Repetition Factor	O		9.2.2.a	
CQI Power Offset	O		9.2.2.4Ca	
ACK Power Offset	O		9.2.2.b	
NACK Power Offset	O		9.2.2.23a	

### 9.2.2.18Eb HS-DSCH Serving Cell Change Information

The *HS-DSCH Serving Cell Change Information* IE contains information which is used in HS-DSCH Serving Cell change.

IE/Group Name	Presence	Range	IE Type and Reference	Semantics Description
HS-PDSCH RL ID	M		RL ID 9.2.1.53	
HS-DSCH Information	O		HS-DSCH FDD Information 9.2.2.18D	
HS-DSCH-RNTI	M		9.2.1.31J	

### 9.2.2.18Ec HS-DSCH Serving Cell Change Information Response

The *HS-DSCH Serving Cell Change Information Response* IE contains information which is used in HS-DSCH Serving Cell change.

IE/Group Name	Presence	Range	IE Type and Reference	Semantics Description
CHOICE <i>Serving Cell Change</i>				
> <i>Successful</i>				
>>HS-DSCH FDD Information Response	M		9.2.2.18E	
> <i>Unsuccessful</i>				
>>Cause	M		9.2.1.6	

### 9.2.2.18Ed E-DCH Serving Cell Change Information Response

The *E-DCH Serving Cell Change Information Response* IE contains information which is used in E-DCH Serving Cell change.

IE/Group Name	Presence	Range	IE Type and Reference	Semantics Description
CHOICE <i>Serving Cell Change</i>				
> <i>Successful</i>				
>>RL Information Response		0..<maxno ofRLs>		
>>>RL ID	M		9.2.1.53	
>>>E-DCH FDD DL Control Channel Information	M		9.2.2.13Dc	
> <i>Unsuccessful</i>				
>>Cause	M		9.2.1.6	

Range bound	Explanation
<i>maxnoofRLs</i>	Maximum number of RLs for one UE

### 9.2.2.18F HS-PDSCH FDD Code Information

This parameter defines the codes which will be assigned for HS-PDSCHs.

IE/Group Name	Presence	Range	IE Type and Reference	Semantics Description
Number Of HS-PDSCH Codes	M		INTEGER (0..maxHS-PDSCHCodeNrComp-1)	
Start Code Number	C-NumCodes		INTEGER (1..maxHS-PDSCHCodeNrComp-1)	

Condition	Explanation
NumCodes	The IE shall be present if the <i>Number Of HS-PDSCH Codes</i> IE is set to a value greater than 0.

Range Bound	Explanation
MaxHS-PDSCHCodeNrComp	Maximum number of codes at the defined spreading factor, within the complete code tree

### 9.2.2.18G HS-SCCH FDD Code Information

This parameter defines the codes which will be assigned for HS-SCCH. The Node B will assign codes for HS-SCCHs among these codes when it sets up a HS-DSCH.

IE/Group Name	Presence	Range	IE Type and Reference	Semantics Description
CHOICE <i>replacremove</i>	M			
> <i>replace</i>				
>>HS-SCCH Code		1..<Maxno ofHSSCC Hs>		
>>>Code Number	M		INTEGER (0..maxHS-SCCHCodeNrComp-1)	
> <i>remove</i>			NULL	

Range Bound	Explanation
MaxnoofHSSCC Hs	Maximum number of HS-SCCHs for one cell.
MaxHS-SCCHCodeNrComp	Maximum number of codes at the defined spreading factor, within the complete code tree

## 9.2.2.18H HS-SCCH ID

Void.

## 9.2.2.18I HS-SCCH Power Offset

The *HS-SCCH Power Offset* IE indicates the Power offset relative to the pilot bits on the DL DPCH except when FDPCH is configured.

IE/Group Name	Presence	Range	IE Type and Reference	Semantics Description
HS-SCCH Power Offset			INTEGER (0...255)	Unit: dB Range: -32 .. +31.75 dB Step: 0.25 dB

## 9.2.2.18K Initial DL DPCH Timing Adjustment Allowed

The *Initial DL DPCH Timing Adjustment Allowed* IE indicates that the Node B is allowed to perform a timing adjustment (either a timing advance or a timing delay with respect to the SFN timing) when establishing a radio link.

IE/Group Name	Presence	Range	IE Type and Reference	Semantics Description
Initial DL DPCH Timing Adjustment Allowed			ENUMERATED (initial DL DPCH Timing Adjustment Allowed)	

## 9.2.2.19 Max Adjustment Period

Void.

## 9.2.2.20 Max Adjustment Step

Defines the maximum allowed value for the change of DL power level during a certain number of slots that can be utilised by the downlink power balancing algorithm. *Max Adjustment Step* IE defines a time period, in terms of number of slots, in which the accumulated power adjustment shall be maximum 1dB. This value does not include the DL inner loop PC adjustment.

IE/Group Name	Presence	Range	IE Type and Reference	Semantics Description
Max Adjustment Step			INTEGER (1..10)	Unit: Slots

## 9.2.2.20A Max Number Of PCPCHs

Void.

## 9.2.2.20B Max Number Of UL E-DPDCHs

Void.

### 9.2.2.20C Maximum Set of E-DPDCHs

The Maximum Set of E-DPDCHs as defined in [8]. Needed by rate matching algorithm.

IE/Group Name	Presence	Range	IE Type and Reference	Semantics Description
Maximum Set of E-DPDCHs			ENUMERATED (vN256, vN128, vN64, vN32, vN16, vN8, vN4, v2xN4, v2xN2, v2xN2plus2xN4,...)	

### 9.2.2.20D Maximum Number Of Retransmissions For E-DCH

The *Maximum Number Of Retransmissions For E-DCH* IE specifies the upper boundary for retransmissions for a single MAC-d flow.

IE/Group Name	Presence	Range	IE Type and Reference	Semantics Description
Maximum Number Of Retransmissions For E-DCH			INTEGER (0..15)	

### 9.2.2.20E MAC-es Guaranteed Bit Rate

The *MAC-es Guaranteed Bit Rate* IE indicates the guaranteed number of bits per second to be delivered over the air interface under normal operating conditions (provided there is data to deliver) for which the Node B shall provide sufficient UL resources.

IE/Group Name	Presence	Range	IE type and reference	Semantics description
MAC-es Guaranteed Bit Rate			INTEGER (0..2 <sup>24</sup> -1, ...)	Unit: bit/s

### 9.2.2.20F MAC-e Reset Indicator

Indicates the MAC-e Reset is performed in UE.

IE/Group Name	Presence	Range	IE Type and Reference	Semantics Description
MAC-e Reset Indicator			ENUMERATED (MAC-e Reset)	

### 9.2.2.21 Maximum Number Of UL DPDCHs

Maximum number of uplink DPDCHs to be used during the connection. Needed by the rate matching algorithm.

IE/Group Name	Presence	Range	IE Type and Reference	Semantics Description
Max Number Of UL DPDCHs			INTEGER (1..6)	

### 9.2.2.21a Maximum Target Received Total Wide Band Power

The Maximum Target Received Total Wide Band Power indicates the maximum target UL interference for a certain cell under CRNC, including received wide band power from all sources.

IE/Group Name	Presence	Range	IE Type and Reference	Semantics Description
Maximum Target Received Total Wide Band Power			INTEGER (0..621)	The Value mapping is according to mapping for measurement type "Received Total Wide Band Power" in [22].

### 9.2.2.21b Target Non-serving E-DCH to Total E-DCH Power Ratio

The Target Non-serving E-DCH to Total E-DCH Power Ratio indicates the target ratio of the received E-DCH power from non-serving UEs to the received total E-DCH power.

IE/Group Name	Presence	Range	IE Type and Reference	Semantics Description
Target Non-serving E-DCH to Total E-DCH Power Ratio			INTEGER (0..100)	Unit: % Range: 0..100 % Step: 1 %

### 9.2.2.21A Maximum PDSCH Power

Void.

### 9.2.2.21B CQI Feedback Cycle k

The *CQI Feedback Cycle k* IE provides the duration of the CQI feedback cycle.

IE/Group Name	Presence	Range	IE Type and Reference	Semantics Description
CQI Feedback Cycle k			ENUMERATED (0, 2, 4, 8, 10, 20, 40, 80, 160,...)	Unit ms

### 9.2.2.21C Measurement Power Offset

The *Measurement Power Offset* IE is used as described in ref [10] subclause 6A.2.

IE/Group Name	Presence	Range	IE Type and Reference	Semantics Description
<i>Measurement Power Offset</i>			INTEGER (-12..26)	Unit: dB Range: -6..13dB Step: 0.5dB

### 9.2.2.21D MICH Mode

The number of Notification Indicators (NIs) transmitted in a MICH frame.

IE/Group Name	Presence	Range	IE Type and Reference	Semantics Description
MICH Mode			ENUMERATED (18, 36, 72, 144,...)	Number of NIs per frame

### 9.2.2.22 Minimum UL Channelisation Code Length

Minimum UL channelisation code length (spreading factor) of a DPDCH which is used during the connection. Needed by rate matching algorithm.

IE/Group Name	Presence	Range	IE Type and Reference	Semantics Description
Min UL Channelisation Code Length			ENUMERATED (4, 8, 16, 32, 64, 128, 256,...)	

#### 9.2.2.22a Min UL Channelisation Code Length For E-DCH FDD

Void.

#### 9.2.2.23 Multiplexing Position

Multiplexing Position specifies whether fixed or flexible positions of transport channels shall be used in the physical channel.

IE/Group Name	Presence	Range	IE Type and Reference	Semantics Description
Multiplexing Position			ENUMERATED ( Fixed, Flexible)	

#### 9.2.2.23a NACK Power Offset

The *NACK Power Offset* IE indicates Power offset used in the UL between the HS-DPCCH slot carrying HARQ NACK information and the associated DPCCH.

IE/Group Name	Presence	Range	IE Type and Reference	Semantics Description
NACK Power Offset			INTEGER (0..8,...)	According to mapping in ref. [9] subclause 4.2.1.

#### 9.2.2.23A N\_EOT

Void.

#### 9.2.2.23B NF\_max

Void.

#### 9.2.2.23C N\_Start\_Message

Void.

#### 9.2.2.23D Number Of Reported Cell Portions

Number of Reported Cell Portions indicates the number of Best Cell Portions values which shall be included in the measurement report.

IE/Group Name	Presence	Range	IE Type and Reference	Semantics Description
Number Of Reported Cell Portions			INTEGER (1..64,...)	

#### 9.2.2.24 Pattern Duration (PD)

Void.

#### 9.2.2.24A PCP Length

Void.

#### 9.2.2.25 PDSCH Code Mapping

Void.

#### 9.2.2.26 PICH Mode

The number of paging indicators (PIs) in a PICH frame.

IE/Group Name	Presence	Range	IE Type and Reference	Semantics Description
PICH Mode			ENUMERATED (18, 36, 72, 144,...)	Number of PIs per frame

#### 9.2.2.27 Power Adjustment Type

Defines the characteristic of the power adjustment.

IE/Group Name	Presence	Range	IE Type and Reference	Semantics Description
Power Adjustment Type			ENUMERATED (None, Common, Individual)	

#### 9.2.2.28 Power Control Mode

Void.

#### 9.2.2.29 Power Offset

This IE defines a power offset relative to the Downlink transmission power of a DPDCH in case the Node B Communication Context is configured to use DPCH in the downlink or relative to a Secondary CCPCH data field.

IE/Group Name	Presence	Range	IE Type and Reference	Semantics Description
Power Offset			INTEGER (0..24)	Unit: dB Range: 0..6 dB Step: 0.25 dB

## 9.2.2.29A Power\_Raise\_Limit

IE/Group Name	Presence	Range	IE Type and Reference	Semantics Description
Power_Raise_Limit			INTEGER (0..10)	Unit: dB Range: 0..10 dB Step: 1 dB

## 9.2.2.30 Power Resume Mode

Void.

## 9.2.2.31 Preamble Signature

IE/Group Name	Presence	Range	IE Type and Reference	Semantics Description
Preamble Signatures			BIT STRING (16)	Each bit indicates availability for a signature, where the signatures are numbered "signature 0" up to "signature 15". The value 1 of a bit indicates that the corresponding signature is available and the value 0 that it is not available. The order of bits is to be interpreted according to subclause 9.3.4. See also [9].

## 9.2.2.32 Preamble Threshold

The IE sets the threshold for preamble detection. The ratio between received preamble power during the preamble period and interference level shall be above this threshold in order to be acknowledged.

IE/Group Name	Presence	Range	IE Type and Reference	Semantics Description
Preamble Threshold			INTEGER (0..72)	Unit: dB Range: -36 .. 0 dB Step: 0.5 dB

## 9.2.2.33 Primary CPICH Power

The Primary CPICH power is the power that shall be used for transmitting the P-CPICH in a cell. The reference point is the antenna connector. If Transmit Diversity is applied to the Primary CPICH, the Primary CPICH power is the linear sum of the power that is used for transmitting the Primary CPICH on all branches.

IE/Group Name	Presence	Range	IE Type and Reference	Semantics Description
Primary CPICH Power			INTEGER (-100..500)	Value = Primary CPICH Power/10 Unit: dBm Range: -10.0..+50.0 dBm Step: 0.1 dB



### 9.2.2.33A Primary CPICH Usage For Channel Estimation

The *Primary CPICH Usage For Channel Estimation* IE indicates whether the Primary CPICH may be used for channel estimation or not.

IE/Group Name	Presence	Range	IE Type and Reference	Semantics Description
Primary CPICH Usage For Channel Estimation			ENUMERATED ( Primary CPICH may be used, Primary CPICH shall not be used)	

### 9.2.2.34 Primary Scrambling Code

The Primary scrambling code to be used in the cell.

IE/Group Name	Presence	Range	IE Type and Reference	Semantics Description
Primary Scrambling Code			INTEGER (0..511)	

### 9.2.2.35 Propagation Delay

The Propagation delay is the one-way propagation delay of the radio signal from the MS to the Node B.

IE/Group Name	Presence	Range	IE Type and Reference	Semantics Description
Propagation Delay			INTEGER (0..255)	Unit: chip Range: 0..765 chips Step: 3 chips

### 9.2.2.36 QE-Selector

Void.

### 9.2.2.36A Qth Parameter

Void.

### 9.2.2.37 RACH Slot Format

IE/Group Name	Presence	Range	IE Type and Reference	Semantics Description
RACH Slot Format			ENUMERATED (0..3,...)	See ref. [7].

## 9.2.2.38 RACH Sub Channel Numbers

IE/Group Name	Presence	Range	IE Type and Reference	Semantics Description
RACH Sub Channel Numbers			BIT STRING (12)	Each bit indicates availability for a subchannel, where the subchannels are numbered "subchannel 0" to "subchannel 11". The value 1 of a bit indicates that the corresponding subchannel is available and the value 0 indicates that it is not available. The order of bits is to be interpreted according to subclause 9.3.4.

## 9.2.2.39 RL Set ID

The RL Set ID uniquely identifies one RL Set within a Node B Communication Context.

IE/Group Name	Presence	Range	IE Type and Reference	Semantics Description
RL Set ID			INTEGER (0..31)	

## 9.2.2.39a RL Specific E-DCH Information

The *RL Specific E-DCH Information* IE provides RL specific E-DCH Information.

IE/Group Name	Presence	Range	IE Type and Reference	Semantics Description
<b>RL Specific E-DCH Information</b>		<i>1..&lt;maxno of EDCH MACdFlows &gt;</i>		
>E-DCH MAC-d Flow ID	M		9.2.2.13O	
>Binding ID	O		9.2.1.4	Shall be ignored if bearer establishment with ALCAP.
>Transport Layer Address	O		9.2.1.63	Shall be ignored if bearer establishment with ALCAP.
E-AGCH Power Offset	O		9.2.2.13Id	
E-RGCH Power Offset	O		9.2.2.13Ie	
E-HICH Power Offset	O		9.2.2.13If	

Range Bound	Explanation
<i>maxno of EDCH MACdFlows</i>	Maximum number of E-DCH MAC-d flows

## 9.2.2.39A Received Total Wide Band Power

The Received total wide band power indicates the UL interference at a certain cell under CRNC, see ref. [4].

IE/Group Name	Presence	Range	IE Type and Reference	Semantics Description
Received Total Wide Band Power			INTEGER (0..621)	According to mapping in [22].

### 9.2.2.39B Reference Received Total Wide Band Power

The Reference Received Total Wide Band Power indicates the reference UL interference (received noise level) for a certain cell under CRNC. This value may be used for E-DCH scheduling in the Node B.

IE/Group Name	Presence	Range	IE Type and Reference	Semantics Description
Reference Received Total Wide Band Power			INTEGER (0..621)	The Value mapping is according to mapping for measurement type "Received Total Wide Band Power" in [22].

### 9.2.2.40 S-Field Length

Void.

### 9.2.2.40A Scheduling Information

The *Scheduling Information* IE indicates whether the scheduling information is included for the E-DCH logical channel or not.

IE/Group Name	Presence	Range	IE Type and Reference	Semantics Description
Scheduling Information			ENUMERATED (Included, Not Included)	

### 9.2.2.41 Scrambling Code Change

Void.

### 9.2.2.42 Scrambling Code Number

IE/Group Name	Presence	Range	IE Type and Reference	Semantics Description
Scrambling Code Number			INTEGER (0..15)	Identification of scrambling code see ref. [9].

### 9.2.2.43 Secondary CCPCH Slot Format

IE/Group Name	Presence	Range	IE Type and Reference	Semantics Description
Secondary CCPCH Slot Format			INTEGER (0..17,...)	

### 9.2.2.43A Secondary CPICH Information Change

The *Secondary CPICH Information Change* IE indicates modification of information of the Secondary CPICH for channel estimation.

IE/Group Name	Presence	Range	IE Type and Reference	Semantics Description
CHOICE <i>Secondary CPICH Information Change</i>	M			
> <i>New Secondary CPICH</i>				
>> <i>Secondary CPICH Information</i>	M		Common Physical Channel ID 9.2.1.13	
> <i>Secondary CPICH Shall Not Be Used</i>			NULL	

#### 9.2.2.44 SS DT Cell Identity

Void.

#### 9.2.2.44A SS DT Cell Identity For EDSCHPC

Void.

#### 9.2.2.45 SS DT Cell ID Length

Void.

#### 9.2.2.46 SS DT Support Indicator

The SS DT Support Indicator indicates whether a RL supports SS DT or not.

IE/Group Name	Presence	Range	IE Type and Reference	Semantics Description
SS DT Support Indicator			ENUMERATED ( Not Used, SS DT Not Supported)	The <i>SS DT Support Indicator</i> IE shall never be set to "Not Used". If received it shall be rejected.

#### 9.2.2.47 SS DT Indication

Void.

#### 9.2.2.48 STTD Indicator

Indicates if STTD shall be active or not.

IE/Group Name	Presence	Range	IE Type and Reference	Semantics Description
STTD Indicator			ENUMERATED ( active, inactive, ...)	

#### 9.2.2.48A Synchronisation Indicator

The *Synchronisation Indicator* IE indicates that Timing Maintained Synchronisation shall be used at start of Radio Link, see also [10].

IE/Group Name	Presence	Range	IE Type and Reference	Semantics Description
Synchronisation Indicator			ENUMERATED (Timing Maintained Synchronisation, ...)	

### 9.2.2.48B Serving E-DCH RL

IE/Group Name	Presence	Range	IE Type and Reference	Semantics Description
CHOICE <i>Serving E-DCH RL</i>	M			
> <i>Serving E-DCH RL in this Node B</i>				
>>Serving E-DCH RL ID	M		RL ID 9.2.1.53	
> <i>Serving E-DCH RL not in this Node B</i>			NULL	

### 9.2.2.49 T Cell

Timing delay used for defining start of SCH, CPICH and the DL scrambling code(s) in a cell relative BFN. Resolution 256 chips.

IE/Group Name	Presence	Range	IE Type and Reference	Semantics Description
T Cell			ENUMERATED (0, 1,...,9)	Unit: chip Range: 0..2304 chips Step: 256 chips See ref. [17]

### 9.2.2.49A TFCI2 Bearer Information Response

Void.

### 9.2.2.50 TFCI Signalling Mode

This parameter indicates if the normal or split mode is used for the TFCI. In the event that the split mode is to be used then the IE indicates whether the split is "Hard" or "Logical", and in the event that the split is "Logical" the IE indicates the number of bits in TFCI (field 2).

IE/Group Name	Presence	Range	IE Type and Reference	Semantics Description
TFCI Signalling Option	M		ENUMERATED ( Normal, Not Used)	The value "Not Used" shall not be used by the CRNC. The procedure shall be rejected by the Node B if the value "Not Used" is received.
Not Used	O		NULL	
Not Used	O		NULL	

### 9.2.2.51 TGD

Void.

### 9.2.2.52 TGL

Void.

### 9.2.2.53 Transmit Diversity Indicator

The Transmit Diversity Indicator indicates whether transmit diversity shall be active or not.

IE/Group Name	Presence	Range	IE Type and Reference	Semantics Description
Transmit Diversity Indicator			ENUMERATED (active, inactive)	

### 9.2.2.53A Transmission Gap Pattern Sequence Information

Defines the parameters for the compressed mode gap pattern sequence. For details see ref. [18].

IE/Group Name	Presence	Range	IE Type and Reference	Semantics Description
<b>Transmission Gap Pattern Sequence Information</b>		<i>1..&lt;maxT GPS&gt;</i>		
>TGPS Identifier	M		INTEGER (1..maxTGPS)	Transmission Gap Pattern Sequence Identifier: Establish a reference to the compressed mode pattern sequence. Up to <maxTGPS> simultaneous compressed mode pattern sequences can be used.
>TGSN	M		INTEGER (0..14)	Transmission Gap Starting Slot Number: The slot number of the first transmission gap slot within the TGCFN.
>TGL1	M		INTEGER (1..14)	The length of the first Transmission Gap within the transmission gap pattern expressed in number of slots.
>TGL2	O		INTEGER (1..14)	The length of the second Transmission Gap within the transmission gap pattern. If omitted, then TGL2=TGL1.
>TGD	M		INTEGER (0, 15.. 269)	Transmission Gap Distance: indicates the number of slots between the starting slots of two consecutive transmission gaps within a transmission gap pattern. If there is only one transmission gap in the transmission gap pattern, this parameter shall be set to "0" ("0" =undefined).
>TGPL1	M		INTEGER (1..144,...)	The duration of transmission gap pattern 1 in frames.
>Not-to-be-used-1	O		INTEGER (1..144,...)	This IE shall never be included in the IE group. If received it shall be ignored.
>UL/DL Mode	M		ENUMERATED ( UL only, DL only, UL/DL)	Defines whether only DL, only UL or combined UL/DL compressed mode is used.
>Downlink Compressed Mode Method	C-DL		ENUMERATED ( Not Used, SF/2, Higher Layer Scheduling, ...)	Method for generating downlink compressed mode gap. The <i>Downlink Compressed Mode Method</i> IE shall never be set to "Not Used".
>Uplink Compressed Mode Method	C-UL		ENUMERATED ( SF/2, Higher Layer Scheduling, ...)	Method for generating uplink compressed mode gap.
>Downlink Frame Type	M		ENUMERATED (A, B,...)	Defines if frame structure type "A" or "B" shall be used in downlink compressed mode.
>DeltaSIR1	M		INTEGER (0..30)	Delta in SIR target value to be set in the Node B during the frame containing the start of the first transmission gap in the transmission gap pattern (without including the effect of the bit-rate increase). Unit: dB Range: 0..3 dB Step: 0.1 dB

>DeltaSIRafter1	M		INTEGER (0..30)	Delta in SIR target value to be set in the Node B one frame after the frame containing the start of the first transmission gap in the transmission gap pattern. Unit: dB Range: 0..3 dB Step: 0.1 dB
>DeltaSIR2	O		INTEGER (0..30)	Delta in SIR target value to be set in the Node B during the frame containing the start of the second transmission gap in the transmission gap pattern (without including the effect of the bit-rate increase). When omitted, DeltaSIR2 = DeltaSIR1. Unit: dB Range: 0..3 dB Step: 0.1 dB
>DeltaSIRafter2	O		INTEGER (0..30)	Delta in SIR target value to be set in the Node B one frame after the frame containing the start of the second transmission gap in the transmission gap pattern. When omitted, DeltaSIRafter2 = DeltaSIRafter1. Unit: dB Range: 0..3 dB Step: 0.1 dB

Condition	Explanation
UL	The IE shall be present if the <i>UL/DL mode</i> IE is set to "UL only" or "UL/DL".
DL	The IE shall be present if the <i>UL/DL mode</i> IE is set to "DL only" or "UL/DL".

Range Bound	Explanation
<i>maxTGPS</i>	Maximum number of transmission gap pattern sequences

### 9.2.2.53B Transmission Gap Pattern Sequence Code Information

This IE indicates whether the alternative scrambling code shall used for the Downlink compressed mode method or not in the Transmission Gap Pattern Sequence. For details see [9].

IE/Group Name	Presence	Range	IE Type and Reference	Semantics Description
Transmission Gap Pattern Sequence Code Information			ENUMERATED ( Code Change, No Code Change)	Indicates whether the alternative scrambling code is used for compressed mode method "SF/2".

### 9.2.2.54 UL/DL compressed mode selection

Void.



## 9.2.2.55 UL delta SIR

Void.

## 9.2.2.56 UL delta SIR after

Void.

## 9.2.2.57 UL DPCCH Slot Format

Indicates the slot format used in DPCCH in UL, according to ref. [7].

IE/Group Name	Presence	Range	IE Type and Reference	Semantics Description
UL DPCCH Slot Format			INTEGER (0..5,...)	

## 9.2.2.58 UL SIR

Void.

## 9.2.2.59 UL Scrambling Code

The UL Scrambling Code is the scrambling code used by UE. Every UE has its specific UL Scrambling Code.

IE/Group Name	Presence	Range	IE Type and Reference	Semantics Description
UL Scrambling Code Number	M		INTEGER (0..2 <sup>24</sup> -1)	
UL Scrambling Code Length	M		ENUMERATED ( Short, Long)	

## 9.2.2.60 UL Capacity Credit

Void.

## 9.2.2.61 UL DPDCH Indicator For E-DCH Operation

The UL DPDCH Indicator For E-DCH Operation parameter indicates whether some UL DPCH parameters should be ignored or not in the message in which the *UL DPDCH Indicator For E-DCH Operation* IE was included or that any UL DPDCH resources shall be removed from the communication context configuration.

IE/Group Name	Presence	Range	IE Type and Reference	Semantics Description
UL DPDCH Indicator For E-DCH Operation			ENUMERATED ( UL-DPDCH present, UL-DPDCH not present)	

## 9.2.3 TDD specific Parameters

### 9.2.3.1 Block STTD Indicator

Void.

### 9.2.3.2 Burst Type

Void.

### 9.2.3.3 CCTrCH ID

The CCTrCH ID for dedicated and shared channels identifies unambiguously an uplink or downlink CCTrCH inside a Radio Link. For S-CCPCH, it identifies unambiguously a downlink CCTrCH within a cell.

IE/Group Name	Presence	Range	IE Type and Reference	Semantics Description
CCTrCH ID			INTEGER (0..15)	

### 9.2.3.4 Cell Parameter ID

The Cell Parameter ID identifies unambiguously the [3.84 Mcps TDD - Code Groups, Scrambling Codes, Midambles and Toffset] [1.28 Mcps TDD - SYNC-DL and SYNC-UL sequences, the scrambling codes and the midamble codes] (see ref. [20]).

IE/Group Name	Presence	Range	IE Type and Reference	Semantics Description
Cell Parameter ID			INTEGER (0..127,...)	

### 9.2.3.4A Constant Value

The Constant Value is the power margin used by a UE to set the proper uplink power for a DCH, USCH, or a RACH.

IE/Group Name	Presence	Range	IE Type and Reference	Semantics Description
Constant Value			INTEGER (-10..10,...)	Unit: dB Range: -10 .. +10 dB Step: 1 dB.

### 9.2.3.4B DL Timeslot ISCP

The DL Timeslot ISCP is the measured interference in a downlink timeslot at the UE, see ref. [5].

IE/Group Name	Presence	Range	IE Type and Reference	Semantics Description
DL Timeslot ISCP			INTEGER (0..91)	According to mapping in ref. [5].

### 9.2.3.4C DCH TDD Information

The *DCH TDD Information* IE provides information for DCHs to be established.

IE/Group Name	Presence	Range	IE Type and Reference	Semantics Description	Criticality	Assigned Criticality
<b>DCH TDD Information</b>		1..<maxno ofDCHs>			–	
>Payload CRC Presence Indicator	M		9.2.1.49		–	
>UL FP Mode	M		9.2.1.66		–	
>ToAWS	M		9.2.1.61		–	
>ToAWE	M		9.2.1.60		–	
<b>&gt;DCH Specific Info</b>		1..<maxno ofDCHs>			–	
>>DCH ID	M		9.2.1.20		–	
>>CCTrCH ID	M		9.2.3.3	UL CCTrCH in which the DCH is mapped	–	
>>CCTrCH ID	M		9.2.3.3	DL CCTrCH in which the DCH is mapped	–	
>>Transport Format Set	M		9.2.1.59	For UL	–	
>>Transport Format Set	M		9.2.1.59	For DL	–	
>>Allocation/Retention Priority	M		9.2.1.1A		–	
>>Frame Handling Priority	M		9.2.1.30		–	
>>QE-Selector	C-CoordCH		9.2.1.50A		–	
>>Unidirectional DCH Indicator	O		9.2.1.68		YES	reject
>TNL QoS	O		9.2.1.58A		YES	ignore

Condition	Explanation
CoordCH	The IE shall be present if this DCH is part of a set of coordinated DCHs (number of instances of the <i>DCH Specific Info</i> IE is greater than 1).

Range Bound	Explanation
<i>maxnoofDCHs</i>	Maximum number of DCHs for one UE

#### 9.2.3.4D DCHs TDD To Modify

The *DCHs TDD To Modify* IE provides information for DCHs to be modified.

IE/Group Name	Presence	Range	IE Type and Reference	Semantics Description	Criticality	Assigned Criticality
<b>DCHs TDD To Modify</b>		1..<maxno ofDCHs>			–	
>UL FP Mode	O		9.2.1.66		–	
>ToAWS	O		9.2.1.61		–	
>ToAWE	O		9.2.1.60		–	
>Transport Bearer Request Indicator	M		9.2.1.62A		–	
<b>&gt;DCH Specific Info</b>		1..<maxno ofDCHs>			–	
>>DCH ID	M		9.2.1.20		–	
>>CCTrCH ID	O		9.2.3.3	UL CCTrCH in which the DCH is mapped.	–	
>>CCTrCH ID	O		9.2.3.3	DL CCTrCH in which the DCH is mapped	–	
>>Transport Format Set	O		9.2.1.59	For the UL.	–	
>>Transport Format Set	O		9.2.1.59	For the DL.	–	
>>Allocation/Retention Priority	O		9.2.1.1A		–	
>>Frame Handling Priority	O		9.2.1.30		–	
>TNL QoS	O		9.2.1.58A		YES	ignore

Range Bound	Explanation
<i>maxnoofDCHs</i>	Maximum number of DCHs for one UE

### 9.2.3.4E DL Timeslot Information

The *DL Timeslot Information* IE provides information for DL Time slot to be established.

IE/Group Name	Presence	Range	IE Type and Reference	Semantics Description
<b>DL Timeslot Information</b>		1..<maxno ofDLts>		
>Time Slot	M		9.2.3.23	
>Midamble Shift And Burst Type	M		9.2.3.7	
>TFCI Presence	M		9.2.1.57	
>DL Code Information	M		TDD DL Code Information 9.2.3.19B	

Range Bound	Explanation
<i>maxnoofDLts</i>	Maximum number of Downlink time slots per Radio Link

### 9.2.3.4F DL Time Slot ISCP Info

The *DL Time Slot ISCP Info* IE provides information for DL Interference level for each time slot within the Radio Link.

IE/Group Name	Presence	Range	IE Type and Reference	Semantics Description
<b>DL Time Slot ISCP Info</b>		<i>1..&lt;maxno ofDLts&gt;</i>		
>Time Slot	M		9.2.3.23	
>DL Timeslot ISCP	M		9.2.3.4B	

Range Bound	Explanation
<i>maxnoofDLts</i>	Maximum number of Downlink time slots per Radio Link for 3.84Mcps TDD.

#### 9.2.3.4G Cell Sync Burst Code

The *Cell Sync Burst Code* IE indicates which Code is used for a given Cell Sync Burst.

IE/Group Name	Presence	Range	IE Type and Reference	Semantics Description
Cell Sync Burst Code			INTEGER (0..7,...)	

#### 9.2.3.4H Cell Sync Burst Code Shift

The *Cell Sync Burst Code Shift* IE indicates the number of code shifts used for a given Cell Sync Burst.

IE/Group Name	Presence	Range	IE Type and Reference	Semantics Description
Cell Sync Burst Code Shift			INTEGER (0..7)	

#### 9.2.3.4I CSB Measurement ID

The *Cell Sync Burst Measurement ID* IE uniquely identifies any cell synchronisation burst measurement per Node B Control Port.

IE/Group Name	Presence	Range	IE Type and Reference	Semantics Description
CSB Measurement ID			INTEGER (0..65535)	

#### 9.2.3.4J Cell Sync Burst Repetition Period

The *Cell Sync Burst Repetition Period* IE represents the number of consecutive Radio Frames after which the cell synchronisation burst transmission/measurement is repeated. This means that if the Time Slot  $K$  is assigned to the cell synchronisation burst transmission/measurements in the Radio Frame  $J$ , the cell synchronisation burst transmission/measurement is also in all the Radio Frames  $J+n*Repetition\ Period$ .

IE/Group Name	Presence	Range	IE Type and Reference	Semantics Description
Cell Sync Burst Repetition Period			INTEGER (0..4095)	

#### 9.2.3.4K Cell Sync Burst SIR

Indicates the Signal to Interference Ratio of the cell synchronisation burst measurement according definition in [5].

IE/Group Name	Presence	Range	IE Type and Reference	Semantics Description
Cell Sync Burst SIR			INTEGER (0..31)	According to mapping in [23]

### 9.2.3.4L Cell Sync Burst Timing

The *Cell Sync Burst Timing* IE defines the time of start (defined by the first detected path in time) of the cell synchronisation burst of a neighbouring cell see [5] for 3.84Mcps TDD.

IE/Group Name	Presence	Range	IE Type and Reference	Semantics Description
CHOICE Phase				According to mapping in [23]
>Initial Phase				
>>Cell Synch Burst Timing Value	M		INTEGER (0..1048575,...)	
>Steady State Phase				
>>Cell Synch Burst Timing Value	M		INTEGER (0..255,...)	

### 9.2.3.4La Cell Sync Burst Timing LCR

The *Cell Sync Burst Timing LCR* IE defines the time of start (defined by the first detected path in time) of the cell synchronisation burst of a neighbouring cell see [5] for 1.28Mcps TDD.

IE/Group Name	Presence	Range	IE Type and Reference	Semantics Description
CHOICE Phase				According to mapping in [23]
>Initial Phase				
>>Cell Synch Burst Timing Value	M		INTEGER (0..524287,...)	
>Steady State Phase				
>>Cell Synch Burst Timing Value	M		INTEGER (0..127,...)	

### 9.2.3.4M Cell Sync Burst Timing Threshold

The *Cell Sync Burst Timing Threshold* IE defines the threshold that shall trigger a CELL SYNCHRONISATION REPORT message.

IE/Group Name	Presence	Range	IE Type and Reference	Semantics Description
Cell Sync Burst Timing Threshold			INTEGER (0..254)	Unit: chip Range: 0 .. 31.75 chips Step: 0.125 chip

### 9.2.3.4N CSB Transmission ID

The *Cell Sync Burst Transmisson ID* IE uniquely identifies any cell synchronisation burst transmission per Node B Control Port.

IE/Group Name	Presence	Range	IE Type and Reference	Semantics Description
CSB Transmission ID			INTEGER (0..65535)	

### 9.2.3.4O DL Timeslot Information LCR

The *DL Timeslot Information LCR* IE provides information for DL Time slot to be established.

IE/Group Name	Presence	Range	IE Type and Reference	Semantics Description	Criticality	Assigned Criticality
<b>DL Timeslot Information LCR</b>		$1..<maxnoofDLtsLCR>$			–	
>Time Slot LCR	M		9.2.3.24A		–	
>Midamble Shift LCR	M		9.2.3.7A		–	
>TFCI Presence	M		9.2.1.57		–	
>DL Code Information	M		TDD DL Code Information LCR 9.2.3.19C		–	
>Initial DL Transmission Power	O		DL Power 9.2.1.21	Initial power on DPCH	YES	ignore
>Maximum DL Power	O		DL Power 9.2.1.21	Maximum allowed power on DPCH	YES	ignore
>Minimum DL Power	O		DL Power 9.2.1.21	Minimum allowed power on DPCH	YES	ignore

Range Bound	Explanation
$maxnoofDLtsLCR$	Maximum number of Downlink time slots per Radio Link for 1.28Mcps TDD.

#### 9.2.3.4P DL Time Slot ISCP Info LCR

The *DL Time Slot ISCP Info LCR* IE provides information for DL Interference level for each time slot within the Radio Link.

IE/Group Name	Presence	Range	IE Type and Reference	Semantics Description
<b>DL Time Slot ISCP Info LCR</b>		$1..<maxnoofDLtsLCR>$		
>Time Slot LCR	M		9.2.3.24A	
>DL Timeslot ISCP	M		9.2.3.4B	

Range Bound	Explanation
$maxnoofDLtsLCR$	Maximum number of Downlink time slots per Radio Link for 1.28Mcps TDD.

#### 9.2.3.5 DPCH ID

The DPCH ID identifies unambiguously a DPCH inside a Radio Link.

IE/Group Name	Presence	Range	IE Type and Reference	Semantics Description
DPCH ID			INTEGER (0..239)	

#### 9.2.3.5a DSCH ID

The DSCH ID uniquely identifies a DSCH within a Node B Communication Context.

IE/Group Name	Presence	Range	IE Type and Reference	Semantics Description
DSCH ID			INTEGER (0..255)	

### 9.2.3.5b DSCH Information Response

The *DSCH Information Response* IE provides information for DSCHs that have been established or modified.

IE/Group Name	Presence	Range	IE Type and Reference	Semantics Description
<b>DSCH Information Response</b>		1..<maxno ofDSCHs>		
>DSCH ID	M		9.2.3.5a	
>Binding ID	O		9.2.1.4	
>Transport Layer Address	O		9.2.1.63	

Range Bound	Explanation
<i>maxnoofDSCHs</i>	Maximum number of DSCHs for one UE

### 9.2.3.5A DSCH TDD Information

The *DSCH TDD Information* IE provides information for DSCHs to be established.

IE/Group Name	Presence	Range	IE Type and Reference	Semantics Description	Criticality	Assigned Criticality
<b>DSCH TDD Information</b>		1..<max noofDS CHs>			–	
>DSCH ID	M		9.2.3.5a		–	
>CCTrCH ID	M		9.2.3.3	DL CCTrCH in which the DSCH is mapped	–	
>Transport Format Set	M		9.2.1.59	For DSCH	–	
>Allocation/Retention Priority	M		9.2.1.1A		–	
>Frame Handling Priority	M		9.2.1.30		–	
>ToAWS	M		9.2.1.61		–	
>ToAWE	M		9.2.1.60		–	
>Binding ID	O		9.2.1.4	Shall be ignored if bearer establishment with ALCAP.	YES	ignore
>Transport Layer Address	O		9.2.1.63	Shall be ignored if bearer establishment with ALCAP.	YES	ignore

Range Bound	Explanation
<i>MaxnoofDSCHs</i>	Maximum number of DSCH for one UE

### 9.2.3.5B DwPCH Power

DwPCH Power is the power that shall be used for transmitting the DwPCH in a cell. The reference point is the antenna connector. If Transmit Diversity is applied to the DwPCH, the DwPCH power is the linear sum of the power that is used for transmitting the DwPCH on all branches.



IE/Group Name	Presence	Range	IE Type and Reference	Semantics Description
DwPCH Power			INTEGER (-150..+400,...)	Unit: dBm Range: -15 ..+40 dBm Step: 0.1 dB

### 9.2.3.5C Frame Adjustment Value

The *Frame Adjustment Value* IE represents the frame number correction within the initial synchronisation phase.

IE/Group Name	Presence	Range	IE Type and Reference	Semantics Description
Frame Adjustment Value			INTEGER (0..4095)	$SFN_{new}=(SFN_{old}+Frame\ Adjustment\ Value)\ mod\ 4096$

### 9.2.3.5D IPDL TDD Parameter

The *IPDL TDD Parameter* IE provides information about IPDL to be applied for 3.84Mcps TDD when activated.

IE/Group Name	Presence	Range	IE Type and Reference	Semantics Description
IP SpacingTDD	M		ENUMERATED (30, 40, 50, 70, 100, ...)	See [21]
IP Start	M		INTEGER (0..4095)	See [21]
IP Slot	M		INTEGER (0..14)	See [21]
IP PCCPCH	M		ENUMERATED ( Switch off 1 frame, Switch off 2 frames)	See [21]
Burst Mode parameters	O		9.2.1.5A	

### 9.2.3.5E Max FPACH Power

Max FPACH Power is the maximum power that shall be used for transmitting the FPACH in a cell. The reference point is the antenna connector. If Transmit Diversity is applied to the FPACH, the Max FPACH Power is maximum of the linear sum of the power that is allowed for transmitting the FPACH on all branches.

IE/Group Name	Presence	Range	IE Type and Reference	Semantics Description
FPACH Power			INTEGER (-150..+400,...)	Unit: dBm Range: -15 ..+40 dBm Step: 0.1 dB

### 9.2.3.5F HS-DSCH TDD Information

The *HS-DSCH TDD Information* IE is used for initial addition of HS-DSCH information to a Node B Communication Context.

IE/Group Name	Presence	Range	IE Type and Reference	Semantics Description	Criticality	Assigned Criticality
HS-DSCH MAC-d Flows Information	M		9.2.1.31IA		–	
<b>UE Capabilities Information</b>					–	
>HS-DSCH Physical Layer Category	M		9.2.1.31Ia		–	
>1.28 Mcps TDD Uplink Physical Channel Capability	O		9.2.3.5Gc	Applicable to 1.28Mcps TDD only	YES	ignore
MAC-hs Reordering Buffer Size for RLC-UM	M		9.2.1.38Ab		–	
TDD ACK NACK Power Offset	M		9.2.3.18F		–	
HS-SICH SIR Target	O		UL SIR 9.2.1.67A	Applicable to 1.28Mcps TDD only	YES	ignore
HS-SICH TPC step size	O		9.2.3.21a	Applicable to 1.28Mcps TDD only	YES	ignore

### 9.2.3.5G HS-DSCH TDD Information Response

The HS-DSCH TDD Information Response provides information for HS-DSCH MAC-d flows that have been established or modified. It also provides additional HS-DSCH information determined within the Node B.

IE/Group Name	Presence	Range	IE Type and Reference	Semantics Description	Criticality	Assigned Criticality
<b>HS-DSCH MAC-d Flow Specific Information Response</b>		<i>0..&lt;max noofMA CdFlows&gt;</i>			–	
>HS-DSCH MAC-d Flow ID	M		9.2.1.31I		–	
>Binding ID	O		9.2.1.4		–	
>Transport Layer Address	O		9.2.1.63		–	
> HS-DSCH Initial Capacity Allocation	O		9.2.1.31Ha		–	
<b>HS-SCCH Specific Information Response</b>		<i>0..&lt;max NoOfHS SCCHcodes&gt;</i>		Not applicable to 1.28 Mcps TDD	GLOBAL	reject
>Time Slot	M		9.2.3.23		–	
>Midamble Shift And Burst Type	M		9.2.3.7		–	
>TDD Channelisation Code	M		9.2.3.19		–	
<b>&gt;HS-SICH Information</b>		<i>1</i>			–	
>>HS SICH ID	M		9.2.3.5Gb		–	
>>Time Slot	M		9.2.3.23		–	
>>Midamble Shift And Burst Type	M		9.2.3.7		–	
>>TDD Channelisation Code	M		9.2.3.19		–	
<b>HS-SCCH Specific Information Response LCR</b>		<i>0..&lt;max NoOfHS SCCHcodes&gt;</i>		Not applicable to 3.84 Mcps TDD	GLOBAL	reject
>Time Slot LCR	M		9.2.3.24A		–	
>Midamble Shift LCR	M		9.2.3.7A		–	
>First TDD Channelisation Code	M		TDD Channelisation Code 9.2.3.19		–	
>Second TDD Channelisation Code	M		TDD Channelisation Code 9.2.3.19		–	
<b>&gt;HS-SICH Information LCR</b>		<i>1</i>			–	
>>HS SICH ID	M		9.2.3.5Gb		–	
>>Time Slot LCR	M		9.2.3.24A		–	
>>Midamble Shift LCR	M		9.2.3.7A		–	
>>TDD Channelisation Code	M		9.2.3.19		–	
<b>CHOICE HARQ Memory Partitioning</b>	O				–	
> <i>Implicit</i>					–	
>>Number of Processes	M		INTEGER (1..8,...)	For HARQ process IDs going from 0 to "Number of Processes" – 1 the Total number of soft channel bits [33] is partitioned equally between all HARQ processes according to the rules in [18].	–	

IE/Group Name	Presence	Range	IE Type and Reference	Semantics Description	Criticality	Assigned Criticality
>Explicit					–	
>>HARQ Memory Partitioning Information		1..<maxnoofHARQprocesses>		The first instance of the parameter corresponds to HARQ process with identifier 0, the second instance to HARQ process with identifier 1, and so on.	–	
>>>Process Memory Size	M		9.2.1.49D	See [18]	–	

Range Bound	Explanation
maxnoofMACdFlows	Maximum number of HS-DSCH MAC-d flows.
maxnoofHSSCCHcodes	Maximum number of HS-SCCH codes
maxnoofHARQprocesses	Maximum number of HARQ processes for one UE

### 9.2.3.5GA HS-DSCH TDD Update Information

The *HS-DSCH TDD Update Information* IE provides information for HS-DSCH to be updated. At least one IE shall be present.

IE/Group Name	Presence	Range	IE Type and Reference	Semantics Description
HS-SCCH Code Change Indicator	O		9.2.1.31K	
TDD ACK NACK Power Offset	O		9.2.3.18F	

### 9.2.3.5Ga HS-SCCH ID

The HS-SCCH ID identifies unambiguously a HS-SCCH and its paired HS-SICH within the set of HS-SCCHs.

IE/Group Name	Presence	Range	IE Type and Reference	Semantics Description
HS SCCH ID			INTEGER (0..31)	

### 9.2.3.5Gb HS-SICH ID

The HS-SICH ID identifies unambiguously a HS-SICH.

IE/Group Name	Presence	Range	IE Type and Reference	Semantics Description
HS SICH ID			INTEGER (0..31)	

### 9.2.3.5Gc 1.28 Mcps TDD Uplink Physical Channel Capability

The *1.28 Mcps TDD Uplink PhysicalChannelCapability* IE defines the UE uplink radio access capacity, see ref [33].

IE/Group Name	Presence	Range	IE Type and Reference	Semantics Description
Maximum Number of timeslots per subframe	M		INTEGER (1..6)	
Maximum number of physical channels per timeslot	M		ENUMERATED (one, two,...)	

### 9.2.3.5H IPDL TDD Parameters LCR

The *IPDL TDD Parameters LCR* IE provides information about IPDL to be applied for 1.28Mcps TDD when activated.

IE/Group Name	Presence	Range	IE Type and Reference	Semantics Description
IP SpacingTDD	M		ENUMERATED (30, 40, 50, 70, 100, ...)	See [21]
IP Start	M		INTEGER (0..4095)	See [21]
IP_Sub	M		ENUMERATED (First, Second, Both)	See [21]
Burst Mode Parameters	O		9.2.1.5A	

### 9.2.3.6 Max PRACH Midamble Shift

Indicates the maximum number of Midamble shifts to be used in a cell.

IE/Group Name	Presence	Range	IE Type and Reference	Semantics Description
Max PRACH Midamble Shift			ENUMERATED (4, 8,...)	

### 9.2.3.7 Midamble Shift And Burst Type

This information element indicates burst type and midamble allocation.

The 256 chip midamble supports 3 different time shifts, the 512 chips midamble may support 8 or even 16 time shifts.

Three different midamble allocation schemes exist:

Default midamble: the midamble is allocated by layer 1 depending on the associated channelisation code (DL and UL)

Common midamble: the midamble is allocated by layer 1 depending on the number of channelisation codes (possible in DL only)

UE specific midamble: a UE specific midamble is explicitly assigned (DL and UL)

IE/Group Name	Presence	Range	IE Type and Reference	Semantics Description
CHOICE <i>Burst Type</i>				
> <i>Type1</i>				
>>Midamble Configuration Burst Type 1 And 3	M		INTEGER (4, 8, 16)	As defined in [19]
>>CHOICE <i>Midamble Allocation Mode</i>	M			
>>>Default <i>Midamble</i>			NULL	
>>>Common <i>Midamble</i>			NULL	
>>>UE Specific <i>Midamble</i>				
>>Midamble Shift Long	M		INTEGER (0..15)	
> <i>Type2</i>				
>>Midamble Configuration Burst Type 2	M		INTEGER (3,6)	As defined in [19]
>>CHOICE <i>Midamble Allocation Mode</i>	M			
>>>Default <i>Midamble</i>			NULL	
>>>Common <i>Midamble</i>			NULL	
>>>UE Specific <i>Midamble</i>				
>>Midamble Shift Short	M		INTEGER (0..5)	
> <i>Type3</i>				UL only
>>Midamble Configuration Burst Type 1 And 3	M		INTEGER (4, 8, 16)	As defined in [19]
>>CHOICE <i>Midamble Allocation Mode</i>	M			
>>>Default <i>Midamble</i>			NULL	
>>>UE Specific <i>Midamble</i>				
>>Midamble Shift Long	M		INTEGER (0..15)	

### 9.2.3.7A Midamble Shift LCR

This information element indicates midamble allocation in 1.28Mcps TDD.

Three different midamble allocation schemes exist:

Default midamble: the midamble is allocated by layer 1 depending on the associated channelisation code (DL and UL)

Common midamble: the midamble is allocated by layer 1 depending on the number of channelisation codes (possible in DL only)

UE specific midamble: a UE specific midamble is explicitly assigned (DL and UL)

IE/Group Name	Presence	Range	IE Type and Reference	Semantics Description
Midamble Allocation Mode	M		ENUMERATED ( Default midamble, Common midamble, UE specific midamble, ...)	
Midamble Shift Long	C-UE		INTEGER (0..15)	
Midamble Configuration LCR	M		ENUMERATED (2, 4, 6, 8, 10, 12, 14, 16, ...)	As defined in [19]

Condition	Explanation
UE	The IE shall be present if the <i>Midamble Allocation Mode</i> IE is set to "UE-specific midamble".

### 9.2.3.7Aa Notification Indicator Length

The Notification Indicator Length indicates the number of symbols for Notification Indication transmitted in one timeslot (see ref [19]).

IE/Group Name	Presence	Range	IE Type and Reference	Semantics Description
Notification Indicator Length			ENUMERATED (2, 4, 8,...)	

### 9.2.3.7B Number Of Cycles Per SFN Period

The *Number Of Cycles Per SFN Period* IE indicates the number of repetitions per SFN period where the same schedule shall apply.

IE/Group Name	Presence	Range	IE Type and Reference	Semantics Description
Number Of Cycles Per SFN Period			ENUMERATED (1, 2, 4, 8, ..., 16, 32, 64)	

### 9.2.3.7C Number Of Repetitions Per Cycle Period

The *Number Of Repetitions Per Cycle Period* IE indicates the number of Sync frames per Cycle Length where the [3.84Mcps TDD - cell synchronisation bursts] [1.28Mcps TDD – Sync\_DL Codes] shall be transmitted or the cell synchronisation bursts from the neighbouring cells shall be measured.

IE/Group Name	Presence	Range	IE Type and Reference	Semantics Description
Number Of Repetitions Per Cycle Period			INTEGER (2..10)	

### 9.2.3.7D Number Of Subcycles Per Cycle Period

The *Number Of Subcycles Per Cycle Period* IE indicates the number of subcycles within a Synchronisation Cycle. Within each subcycle, the same sequence of SYNC\_DL Code transmissions and receptions is performed.

IE/Group Name	Presence	Range	IE Type and Reference	Semantics Description
Number Of Subcycles Per Cycle Period			INTEGER (1..16,...)	

### 9.2.3.8 Paging Indicator Length

The Paging Indicator Length indicates the number of symbols for Page Indication transmitted in one timeslot (see ref [19]).

IE/Group Name	Presence	Range	IE Type and Reference	Semantics Description
Paging Indicator Length			ENUMERATED (2, 4, 8,...)	

### 9.2.3.9 PCCPCH Power

The Primary CCPCH power is the power that shall be used for transmitting the P CCPCH in a cell. The P CCPCH power is the reference power in a TDD-cell. The reference point is the antenna connector. If Transmit Diversity is applied to the Primary CCPCH, the Primary CCPCH power is the linear sum of the power that is used for transmitting the Primary CCPCH on all branches.

IE/Group Name	Presence	Range	IE Type and Reference	Semantics Description
PCCPCH Power			INTEGER (-15..+40,...)	Unit: dBm Range: -15 ..+40 dBm Step: 0.1 dB

### 9.2.3.10 PDSCH ID

The PDSCH ID identifies unambiguously a PDSCH inside a cell.

IE/Group Name	Presence	Range	IE Type and Reference	Semantics Description
PDSCH ID			INTEGER (0..255)	

### 9.2.3.11 PDSCH Set ID

The PDSCH Set Id identifies unambiguously a PDSCH Set inside a cell.

IE/Group Name	Presence	Range	IE Type and Reference	Semantics Description
PDSCH Set ID			INTEGER (0..255)	See ref. [6]

### 9.2.3.11A Primary CCPCH RSCP

Received Signal Code Power is the received power on PCCPCH of the target cell after despreading. The reference point for the RSCP is the antenna connector at the UE, see ref. [5].

IE/Group Name	Presence	Range	IE Type and Reference	Semantics Description
Primary CCPCH RSCP			INTEGER (0..91)	According to mapping of the non-negative values in ref. [23].

### 9.2.3.11B Primary CCPCH RSCP Delta

Primary CCPCH RSCP Delta is the offset used to report the negative reporting range of P-CCPCH RSCP as per [23].

IE/Group Name	Presence	Range	IE Type and Reference	Semantics Description
Primary CCPCH RSCP Delta			INTEGER(-5..-1,...)	If present, the actual value of Primary CCPCH RSCP = Primary CCPCH RSCP Delta

### 9.2.3.12 PUSCH ID

The PUSCH ID identifies unambiguously a PUSCH inside a cell.

IE/Group Name	Presence	Range	IE Type and Reference	Semantics Description
PUSCH ID			INTEGER (0..255)	

### 9.2.3.13 PUSCH Set ID

The PUSCH Set ID identifies unambiguously a PUSCH Set inside a cell.



IE/Group Name	Presence	Range	IE Type and Reference	Semantics Description
PUSCH Set ID			INTEGER (0..255)	See ref. [6]

### 9.2.3.14 PRACH Midamble

The PRACH Midamble indicates if only the Basic Midamble Sequence or also the time-inverted Midamble Sequence is used.

IE/Group Name	Presence	Range	IE Type and Reference	Semantics Description
PRACH Midamble			ENUMERATED ( Inverted, Direct, ...)	

### 9.2.3.14A Reference Clock Availability

The *Reference Clock Availability* IE is used to indicate the presence and operating of a Reference Clock connected to a TDD cell for cell synchronisation purpose.

IE/Group Name	Presence	Range	IE Type and Reference	Semantics Description
Reference Clock Availability			ENUMERATED ( Available, Not Available)	

### 9.2.3.14B Reference SFN Offset

The *Reference SFN Offset* IE indicates the number of frames the reference SFN shall be shifted compared to the SFN derived from the synchronisation port.

IE/Group Name	Presence	Range	IE Type and Reference	Semantics Description
Reference SFN Offset			INTEGER (0..255)	

### 9.2.3.15 Repetition Length

The Repetition Length represents the number of consecutive Radio Frames inside a Repetition Period in which the same Time Slot is assigned to the same Physical Channel see ref. [18].

IE/Group Name	Presence	Range	IE Type and Reference	Semantics Description
Repetition Length			INTEGER (1..63)	

### 9.2.3.16 Repetition Period

The Repetition Period represents the number of consecutive Radio Frames after which the same assignment scheme of Time Slots to a Physical Channel is repeated. This means that if the Time Slot  $K$  is assigned to a physical channel in the Radio Frame  $J$ , it is assigned to the same physical channel also in all the Radio Frames  $J+n*Repetition\ Period$  (where  $n$  is an integer) see ref. [18].

IE/Group Name	Presence	Range	IE Type and Reference	Semantics Description
Repetition Period			ENUMERATED (1, 2, 4, 8, 16, 32, 64,...)	

### 9.2.3.17 SCH Time Slot

The *SCH Time Slot* IE represents the first time slot (k) of a pair of time slots inside a Radio Frame that shall be assigned to the Physical Channel SCH. The *SCH Time Slot* IE is only applicable if the value of *Sync Case* IE is Case 2 since in this case the SCH is allocated in TS#k and TS#k+8.

IE/Group Name	Presence	Range	IE Type and Reference	Semantics Description
SCH Time Slot			INTEGER (0..6)	

### 9.2.3.18 Sync Case

The SCH and PCCPCH are mapped on one or two downlink slots per frame. There are two cases of SCH and PCCPCH allocation as follows:

- Case 1) SCH and PCCPCH allocated in a single TS#k
- Case 2) SCH allocated in two TS: TS#k and TS#k+8  
PCCPCH allocated in TS#k

[1.28Mcps TDD - There is no Sync Case indication needed for 1.28Mcps TDD. If the *Sync Case* IE must be included in a message from CRNC to Node B used for 1.28Mcps TDD, the CRNC should indicate Sync Case 1 and the Node B shall ignore it.]

IE/Group Name	Presence	Range	IE Type and Reference	Semantics Description
Sync Case			INTEGER (1..2,...)	

### 9.2.3.18A Special Burst Scheduling

The number of frames between special burst transmissions during DTX.

IE/Group Name	Presence	Range	IE Type and Reference	Semantics Description
Special Burst Scheduling			INTEGER (1..256)	Number of frames between special burst transmission during DTX

### 9.2.3.18B SYNC\_DL Code ID

The SYNC\_DL Code ID identifies the SYNC\_DL Code which used by DwPCH.

IE/Group Name	Presence	Range	IE Type and Reference	Semantics Description
SYNC_DL Code ID			INTEGER (1..32,...)	

### 9.2.3.18C Sync Frame Number

The *Sync Frame Number* IE indicates the number of the Sync frame within a Synchronisation Cycle or Subcycle, respectively, where the cell synchronisation bursts shall be transmitted or the cell synchronisation bursts from the neighbouring cells shall be measured.

IE/Group Name	Presence	Range	IE Type and Reference	Semantics Description
Sync Frame Number			INTEGER (1..10)	

### 9.2.3.18D Synchronisation Report Characteristics

The *Synchronisation Report Characteristics* IE defines how the reporting on measured [3.84Mcps TDD - cell synchronisation bursts] [1.28Mcps TDD – Sync\_DL Codes] shall be performed

Different methods shall apply for the measured [3.84Mcps TDD - cell synchronisation burst] [1.28Mcps TDD – Sync\_DL Codes] reports. [3.84Mcps TDD - In the frequency acquisition phase the measurement report shall be sent when the frequency locking is completed.] In the initial phase and for the measurement on late-entrant cells an immediate report after the measured frame is expected.

In the steady-state phase measurement reports may be given after every measured frame, after every SFN period, after every cycle length or only when the requested threshold is exceeded.

IE/Group Name	Presence	Range	IE Type and Reference	Semantics Description
Synchronisation Report Characteristics Type	M		ENUMERATED ( Frame related, SFN period related, Cycle length related, Threshold exceeding, Frequency Acquisition completed, ...)	
<b>Threshold Exceeding</b>	C-Threshold Exceeding			Applies only to the Steady State Phase
<b>&gt;Cell Sync Burst Threshold Information</b>		<i>0..&lt;maxno ofCellSync Bursts&gt;</i>		Mandatory for 3.84Mcps TDD. Not Applicable to 1.28Mcps TDD.
>>Sync Frame Number To Receive	M		Sync Frame Number 9.2.3.18C	
<b>&gt;&gt;Cell Sync Burst Information</b>		<i>1..&lt;maxno ofreception s perSync Frame&gt;</i>		
>>>Cell Sync Burst Code	M		9.2.3.4G	
>>>Cell Sync Burst Code Shift	M		9.2.3.4H	
>>>Cell Sync Burst Arrival Time	O		Cell Sync Burst Timing 9.2.3.4L	
>>>Cell Sync Burst Timing Threshold	O		9.2.3.4M	
<b>&gt;SYNC_DL Code Threshold Information LCR</b>		<i>0..&lt;maxno ofSyncFramesLCR&gt;</i>		Mandatory for 1.28Mcps TDD. Not Applicable to 3.84Mcps TDD.
>>Sync Frame Number To Receive	M		Sync Frame Number 9.2.3.18C	
<b>&gt;&gt;SYNC_DL Code Information LCR</b>		<i>1..&lt;maxno ofreception s perSync FrameLCR &gt;</i>		
>>>SYNC_DL Code ID	M		9.2.3.18B	
>>>SYNC_DL Code ID Arrival Time	O		Cell Sync Burst Timing LCR 9.2.3.4La	
>>>SYNC_DL Code ID Timing Threshold	O		Cell Sync Burst Timing Threshold 9.2.3.4M	

Range Bound	Explanation
<i>maxnoofCellSyncBursts</i>	Maximum number of cell synchronisation burst per cycle for 3.84Mcps TDD
<i>maxnoofreceptionsperSyncFrame</i>	Maximum number of cell synchronisation burst receptions per Sync Frame for 3.84Mcps TDD
<i>maxnoofSyncFramesLCR</i>	Maximum number of SYNC Frames per repetition period for 1.28Mcps TDD
<i>maxnoofreceptionsperSyncFrameLCR</i>	Maximum number of SYNC_DL Code ID receptions per Sync Frame for 1.28Mcps TDD

### 9.2.3.18E Synchronisation Report Type

The *Synchronisation Report Type* IE represents the individual types of synchronisation reports that shall apply within the individual synchronisation phases. (see [17]).

IE/Group Name	Presence	Range	IE Type and Reference	Semantics Description
Synchronisation Report Type			ENUMERATED ( Initial Phase, Steady-State Phase, Late-Entrant Cell, Frequency Acquisition, ...)	

### 9.2.3.18F TDD ACK NACK Power Offset

The *TDD ACK NACK Power Offset* IE indicates Power offset used in the UL in the HS-SICH between transmissions carrying positive and negative acknowledgements as per [18].

IE/Group Name	Presence	Range	IE type and reference	Semantics description
TDD ACK NACK Power Offset			INTEGER (-7..8,...)	Unit: dB Range: -7..+8 dB Step: 1 dB

### 9.2.3.19 TDD Channelisation Code

The Channelisation Code Number indicates which Channelisation Code is used for a given Physical Channel. In TDD the Channelisation Code is an Orthogonal Variable Spreading Factor code, that can have a spreading factor of 1, 2, 4, 8 or 16.

IE/Group Name	Presence	Range	IE Type and Reference	Semantics Description
TDD Channelisation Code			ENUMERATED ( (1/1), (2/1), (2/2), (4/1), .. (4/4), (8/1), .. (8/8), (16/1), .. (16/16),...)	

### 9.2.3.19a TDD Channelisation Code LCR

The Channelisation Code Number indicates which Channelisation Code is used for a given Physical Channel. In 1.28Mcps TDD the Channelisation Code is an Orthogonal Variable Spreading Factor code, that can have a spreading factor of 1, 2, 4, 8 or 16 and there is a choice between QPSK and 8PSK modulation.

IE/Group Name	Presence	Range	IE Type and Reference	Semantics Description
TDD Channelisation Code			9.2.3.19	
Modulation			ENUMERATED (QPSK, 8PSK,...)	Modulation options for 1.28Mcps TDD in contrast to 3.84Mcps TDD

### 9.2.3.19A TDD DPCH Offset

The Offset represents the phase information for the allocation of a group of dedicated physical channels. The *Offset Type* IE = "No Initial Offset" is used when a starting offset is not required and the TDD Physical channel offset for each DPCH in the CCTrCH shall be directly determined from the TDD DPCH Offset. The *Offset Type* IE = "Initial Offset" is used when a starting offset is required. The TDD DPCH Offset shall map to the CFN and the TDD Physical Channel Offset for each DPCH in this CCTrCH shall be calculated by TDD DPCH Offset *mod* Repetition period, see ref. [18].

IE/Group Name	Presence	Range	IE Type and Reference	Semantics Description
CHOICE <i>Offset Type</i>				
> <i>Initial Offset</i>				
>>TDD DPCH Offset Value	M		INTEGER (0..255)	
> <i>No Initial Offset</i>				
>>TDD DPCH Offset Value	M		INTEGER (0..63)	

### 9.2.3.19B TDD DL Code Information

The *TDD DL Code Information* IE provides DL Code information for the RL.

IE/Group Name	Presence	Range	IE Type and Reference	Semantics Description
<b>TDD DL Code Information</b>		1..<maxno ofDPCHs>		
>DPCH ID	M		9.2.3.5	
>TDD Channelisation Code	M		9.2.3.19	

Range Bound	Explanation
maxnoofDPCHs	Maximum number of DPCHs in one CCTrCH

### 9.2.3.19C TDD DL Code Information LCR

The *TDD DL Code Information LCR* IE provides DL Code information for the RL.

IE/Group Name	Presence	Range	IE Type and Reference	Semantics Description
<b>TDD DL Code Information LCR</b>		1..<maxno ofDPCHsLCR>		
>DPCH ID	M		9.2.3.5	
>TDD Channelisation Code LCR	M		9.2.3.19a	
>TDD DL DPCH Time Slot Format LCR	M		9.2.3.19D	

Range Bound	Explanation
maxnoofDPCHsLCR	Maximum number of DPCH in one CCTrCH for 1.28Mcps TDD

### 9.2.3.19D TDD DL DPCH Time Slot Format LCR

TDD DL DPCH Time Slot Format LCR indicates the time slot formats used in DL DPCH for 1.28Mcps TDD (see ref. [19]). It also applies to PDSCH.

IE/Group Name	Presence	Range	IE Type and Reference	Semantics Description
CHOICE <i>Modulation</i>	M			
>QPSK				
>>QPSK TDD DL DPCH Time Slot Format LCR	M		INTEGER (0..24,...)	
>8PSK				
>>8PSK TDD DL DPCH Time Slot Format LCR	M		INTEGER (0..24,...)	

### 9.2.3.20 TDD Physical Channel Offset

The Offset represents the phase information for the allocation of a physical channel. (SFN mod Repetition Period = Offset) see ref. [18].

IE/Group Name	Presence	Range	IE Type and Reference	Semantics Description
TDD Physical Channel Offset			INTEGER (0..63)	

### 9.2.3.21 TDD TPC DL Step Size

This parameter indicates step size for the DL power adjustment (see ref. [21]).

IE/Group Name	Presence	Range	IE Type and Reference	Semantics Description
TDD TPC Downlink Step Size			ENUMERATED (1, 2, 3,...)	Unit: dB

### 9.2.3.21a TDD TPC UL Step Size

This parameter indicates step size for the UL power adjustment (see ref. [21]).

IE/Group Name	Presence	Range	IE Type and Reference	Semantics Description
TDD TPC Uplink Step Size			ENUMERATED (1, 2, 3,...)	Unit: dB

### 9.2.3.21A TDD UL Code Information

The *TDD UL Code Information* IE provides information for UL Code to be established.

IE/Group Name	Presence	Range	IE Type and Reference	Semantics Description
<b>TDD UL Code Information</b>		1..<maxno ofDPCHs>		
>DPCH ID	M		9.2.3.5	
>TDD Channelisation Code	M		9.2.3.19	

Range Bound	Explanation
<i>maxnoofDPCHs</i>	Maximum number of DPCHs in one CCTrCH

### 9.2.3.21B TDD UL Code Information LCR

The *TDD UL Code Information LCR* IE provides information for UL Code to be established.

IE/Group Name	Presence	Range	IE Type and Reference	Semantics Description
<b>TDD UL Code Information LCR</b>		<i>1..&lt;maxno ofDPCHsLCR&gt;</i>		
>DPCH ID	M		9.2.3.5	
>TDD Channelisation Code LCR	M		9.2.3.19a	
>TDD UL DPCH Time Slot Format LCR	M		9.2.3.21C	

Range Bound	Explanation
<i>maxnoofDPCHsLCR</i>	Maximum number of DPCHs in one CCTrCH for 1.28Mcps TDD

### 9.2.3.21C TDD UL DPCH Time Slot Format LCR

TDD UL DPCH Time Slot Format LCR indicates the time slot formats used in UL DPCH for 1.28Mcps TDD (see ref. [19]). It also applies to PUSCH.

IE/Group Name	Presence	Range	IE Type and Reference	Semantics Description
<i>CHOICE Modulation</i>	M			
>QPSK				
>>QPSK TDD UL DPCH Time Slot Format LCR	M		INTEGER (0..69,...)	
>8PSK				
>>8PSK TDD UL DPCH Time Slot Format LCR	M		INTEGER (0..24,...)	

### 9.2.3.22 TFCI Coding

The TFCI Coding describes the way how the TFCI bits are coded. By default 1 TFCI bit is coded with 4 bits, 2 TFCI bits are coded with 8 bits, 3-5 TFCI bits are coded with 16 bits and 6-10 TFCI bits are coded with 32 bits.

IE/Group Name	Presence	Range	IE Type and Reference	Semantics Description
TFCI Coding			ENUMERATED (4, 8, 16, 32,...)	

### 9.2.3.22a Timing Adjustment Value

The *Timing Adjustment Value* IE indicates the timing correction within a Frame for 3.84Mcps TDD. Type 1 is used for the initial phase of Node B synchronisation. Type 2 is used for the steady-state phase of Node B synchronisation.

IE/Group Name	Presence	Range	IE Type and Reference	Semantics Description
<i>CHOICE Phase</i>				According to mapping in [23]
>Initial Phase				
>>Timing Adjustment Value	M		INTEGER (0..1048575,...)	
>Steady State Phase				
>>Timing Adjustment Value	M		INTEGER (0..255,...)	

### 9.2.3.22b Timing Adjustment Value LCR

The *Timing Adjustment Value LCR* IE indicates the timing correction within a Frame for 1.28Mcps TDD. Type 1 is used for the initial phase of Node B synchronisation. Type 2 is used for the steady-state phase of Node B synchronisation.

IE/Group Name	Presence	Range	IE Type and Reference	Semantics Description
CHOICE <i>Phase</i>				According to mapping in [23]
> <i>Initial Phase</i>				
>>Timing Adjustment Value	M		INTEGER (0..524287,...)	
> <i>Steady State Phase</i>				
>>Timing Adjustment Value	M		INTEGER (0..127,...)	

### 9.2.3.22A Timing Advance Applied

Defines the need for Rx Timing Deviation measurement results to be reported in a particular cell.

IE/Group Name	Presence	Range	IE Type and Reference	Semantics Description
Timing Advance Applied			ENUMERATED (Yes, No)	

### 9.2.3.23 Time Slot

The Time Slot represents the minimum time interval inside a Radio Frame that can be assigned to a Physical Channel.

IE/Group Name	Presence	Range	IE Type and Reference	Semantics Description
Time Slot			INTEGER (0..14)	

### 9.2.3.24 Time Slot Direction

This parameter indicates whether the TS in the cell is used in Uplink or Downlink direction.

IE/Group Name	Presence	Range	IE Type and Reference	Semantics Description
Time Slot Direction			ENUMERATED (UL, DL, ...)	

### 9.2.3.24A Time Slot LCR

The Time Slot LCR is the number of the traffic time slot within a 5 ms subframe of LCR TDD.

IE/Group Name	Presence	Range	IE Type and Reference	Semantics Description
Time Slot LCR			INTEGER (0..6)	

### 9.2.3.25 Time Slot Status

This parameter indicates whether the TS in the cell is active or not.



IE/Group Name	Presence	Range	IE Type and Reference	Semantics Description
Time Slot Status			ENUMERATED (Active, Not Active, ...)	

### 9.2.3.26 Transmission Diversity Applied

Defines if Transmission Diversity on physical channels that may use closed loop transmit diversity is to be applied in a cell (see ref. [19]).

IE/Group Name	Presence	Range	IE Type and Reference	Semantics Description
Transmission Diversity Applied			BOOLEAN	True: Transmission Diversity shall be applied in this Cell. False: Transmission Diversity shall not be applied in this Cell.

### 9.2.3.26A UL Timeslot ISCP

UL Timeslot ISCP is the measured interference in a uplink timeslot at the Node B, see ref. [5].

IE/Group Name	Presence	Range	IE Type and Reference	Semantics Description
UL Timeslot ISCP			INTEGER (0..127)	According to mapping in [23].

### 9.2.3.26B UL PhysCH SF Variation

Indicates whether variation of SF in UL is supported by Radio Link or not.

IE/Group Name	Presence	Range	IE Type and Reference	Semantics Description
UL PhysCH SF Variation			ENUMERATED (SF_Variation_supported, SF_Variation_NOT_supported)	

### 9.2.3.26C UL Timeslot Information

The *UL Timeslot Information* IE provides information on the time slot allocation for an UL DPCH.

IE/Group Name	Presence	Range	IE Type and Reference	Semantics Description
<b>UL Timeslot Information</b>		1..<maxno ofULts>		
>Time Slot	M		9.2.3.23	
>Midamble Shift And Burst Type	M		9.2.3.7	
>TFCI Presence	M		9.2.1.57	
>UL Code Information	M		TDD UL Code Information 9.2.3.21A	

Range Bound	Explanation
<i>maxnoofULts</i>	Maximum number of Uplink time slots per Radio Link

### 9.2.3.26D UL Time Slot ISCP Info

The *UL Time Slot ISCP Info* IE provides information for UL Interference level for each time slot within the Radio Link.

IE/Group Name	Presence	Range	IE Type and Reference	Semantics Description
<b>UL Time Slot ISCP Info</b>		1..<maxno ofULts>		
>Time Slot	M		9.2.3.23	
>UL Timeslot ISCP	M		9.2.3.26A	

Range Bound	Explanation
<i>maxnoofULts</i>	Maximum number of Uplink time slots per Radio Link

### 9.2.3.26E UL Timeslot Information LCR

The *UL Timeslot Information* IE provides information on the time slot allocation for an UL DPCH.

IE/Group Name	Presence	Range	IE Type and Reference	Semantics Description
<b>UL Timeslot Information LCR</b>		1..<maxno ofULtsLCR >		
>Time Slot LCR	M		9.2.3.24A	
>Midamble Shift LCR	M		9.2.3.7A	
>TFCI Presence	M		9.2.1.57	
>UL Code Information	M		TDD UL Code Information LCR 9.2.3.21B	

Range Bound	Explanation
<i>maxnoofULtsLCR</i>	Maximum number of Uplink time slots per Radio Link for 1.28Mcps TDD.

### 9.2.3.26F UL Time Slot ISCP Info LCR

The *UL Time Slot ISCP Info LCR* IE provides information for UL Interference level for each time slot within the Radio Link.

IE/Group Name	Presence	Range	IE Type and Reference	Semantics Description
<b>UL Time Slot ISCP Info LCR</b>		1..<maxno ofULtsLCR >		
>Time Slot LCR	M		9.2.3.24A	
>UL Timeslot ISCP	M		9.2.3.26A	

Range Bound	Explanation
<i>maxnoofULtsLCR</i>	Maximum number of Uplink time slots per Radio Link for 1.28Mcps TDD

### 9.2.3.26G Uplink Synchronisation Frequency

The *UL Synchronisation Frequency* IE specifies the frequency of the adjustment of the uplink transmission timing.

IE/Group Name	Presence	Range	IE Type and Reference	Semantics Description
Uplink Synchronisation Frequency			INTEGER (1..8)	Unit: subframe Step: 1

### 9.2.3.26H Uplink Synchronisation Step Size

The *UL Synchronisation Step Size* IE specifies the step size to be used for the adjustment of the uplink transmission timing.

IE/Group Name	Presence	Range	IE Type and Reference	Semantics Description
Uplink Synchronisation Step Size			INTEGER (1..8)	Unit: 1/8 chip Step: 1.

### 9.2.3.27 USCH ID

The USCH ID uniquely identifies a USCH within a Node B Communication Context.

IE/Group Name	Presence	Range	IE Type and Reference	Semantics Description
USCH ID			INTEGER (0..255)	

### 9.2.3.28 USCH Information

The *USCH Information* IE provides information for USCHs to be established.

IE/Group Name	Presence	Range	IE Type and Reference	Semantics Description	Criticality	Assigned Criticality
<b>USCH Information</b>		<i>1..&lt;max noofUS CHs&gt;</i>			–	
>USCH ID	M		9.2.3.27		–	
>CCTrCH ID	M		9.2.3.3	UL CCTrCH in which the USCH is mapped	–	
>Transport Format Set	M		9.2.1.59	For USCH	–	
>Allocation/Retention Priority	M		9.2.1.1A		–	
>Binding ID	O		9.2.1.4	Shall be ignored if bearer establishment with ALCAP.	YES	ignore
>Transport Layer Address	O		9.2.1.63	Shall be ignored if bearer establishment with ALCAP.	YES	ignore
>TNL QoS	O		9.2.1.58A		YES	ignore

Range Bound	Explanation
<i>maxnoofUSCHs</i>	Maximum number of USCHs for one UE

### 9.2.3.29 USCH Information Response

The *USCH Information Response* IE provides information for USCHs that have been established or modified.

IE/Group Name	Presence	Range	IE Type and Reference	Semantics Description
<b>USCH Information Response</b>		<i>1..&lt;maxno ofUSCHs&gt;</i>		
>USCH ID	M		9.2.3.27	
>Binding ID	O		9.2.1.4	
>Transport Layer Address	O		9.2.1.63	

Range Bound	Explanation
<i>maxnoofUSCHs</i>	Maximum number of USCHs for one UE

### 9.2.3.30 SCTD Indicator

Indicates if SCTD antenna diversity is applied or not to beacon channels (see ref. [19]).

IE/Group Name	Presence	Range	IE Type and Reference	Semantics Description
SCTD Indicator			ENUMERATED ( active, inactive)	

## 9.3 Message and Information Element Abstract Syntax (with ASN.1)

### 9.3.0 General

Subclause 9.3 presents the Abstract Syntax of NBAP protocol with ASN.1. In case there is contradiction between the ASN.1 definition in this subclause and the tabular format in subclauses 9.1 and 9.2, the ASN.1 shall take precedence, except for the definition of conditions for the presence of conditional elements, where the tabular format shall take precedence.

The ASN.1 definition specifies the structure and content of NBAP messages. NBAP messages can contain any IEs specified in the object set definitions for that message without the order or number of occurrence being restricted by ASN.1. However, for this version of the standard, a sending entity shall construct a NBAP message according to the PDU definitions module and with the following additional rules (Note that in the following IE means an IE in the object set with an explicit id. If one IE needed to appear more than once in one object set, then the different occurrences have different IE ids):

- IEs shall be ordered (in an IE container) in the order they appear in object set definitions.
- Object set definitions specify how many times IEs may appear. An IE shall appear exactly once if the presence field in an object has value "mandatory". An IE may appear at most once if the presence field in an object has value "optional" or "conditional". If in a tabular format there is multiplicity specified for an IE (i.e. an IE list) then in the corresponding ASN.1 definition the list definition is separated into two parts. The first part defines an IE container list where the list elements reside. The second part defines list elements. The IE container list appears as an IE of its own. For this version of the standard an IE container list may contain only one kind of list elements.

If a NBAP message that is not constructed as defined above is received, this shall be considered as Abstract Syntax Error, and the message shall be handled as defined for Abstract Syntax Error in subclause 10.3.6.

### 9.3.1 Usage of Private Message mechanism for non-standard use

The private message mechanism for non-standard use may be used.

- For special operator- (and/or vendor) specific features considered not to be part of the basic functionality, i.e. the functionality required for a complete and high-quality specification in order to guarantee multi-vendor inter-operability.
- By vendors for research purposes, e.g. to implement and evaluate new algorithms/features before such features are proposed for standardisation.

The private message mechanism shall not be used for basic functionality. Such functionality shall be standardised.

### 9.3.2 Elementary Procedure Definitions

```
-- *****
--
-- Elementary Procedure definitions
--
-- *****
```

```
NBAP-PDU-Descriptions {
```

```
itu-t (0) identified-organization (4) etsi (0) mobileDomain (0)
umts-Access (20) modules (3) nbap (2) version1 (1) nbap-PDU-Descriptions (0) }
```

```
DEFINITIONS AUTOMATIC TAGS ::=
```

```
BEGIN
```

```
-- *****
--
-- IE parameter types from other modules.
--
-- *****
```

```
IMPORTS
```

```
    Criticality,
    ProcedureID,
    MessageDiscriminator,
    TransactionID
```

```
FROM NBAP-CommonDataTypes
```

```
    CommonTransportChannelSetupRequestFDD,
    CommonTransportChannelSetupRequestTDD,
    CommonTransportChannelSetupResponse,
    CommonTransportChannelSetupFailure,
    CommonTransportChannelReconfigurationRequestFDD,
    CommonTransportChannelReconfigurationRequestTDD,
    CommonTransportChannelReconfigurationResponse,
    CommonTransportChannelReconfigurationFailure,
    CommonTransportChannelDeletionRequest,
    CommonTransportChannelDeletionResponse,
    BlockResourceRequest,
    BlockResourceResponse,
    BlockResourceFailure,
    UnblockResourceIndication,
    AuditFailure,
    AuditRequiredIndication,
    AuditRequest,
    AuditResponse,
    CommonMeasurementInitiationRequest,
    CommonMeasurementInitiationResponse,
    CommonMeasurementInitiationFailure,
    CommonMeasurementReport,
    CommonMeasurementTerminationRequest,
    CommonMeasurementFailureIndication,
    CellSetupRequestFDD,
    CellSetupRequestTDD,
    CellSetupResponse,
    CellSetupFailure,
    CellReconfigurationRequestFDD,
    CellReconfigurationRequestTDD,
    CellReconfigurationResponse,
    CellReconfigurationFailure,
    CellDeletionRequest,
    CellDeletionResponse,
```

InformationExchangeInitiationRequest,  
InformationExchangeInitiationResponse,  
InformationExchangeInitiationFailure,  
InformationReport,  
InformationExchangeTerminationRequest,  
InformationExchangeFailureIndication,  
BearerRearrangementIndication,  
ResourceStatusIndication,  
SystemInformationUpdateRequest,  
SystemInformationUpdateResponse,  
SystemInformationUpdateFailure,  
ResetRequest,  
ResetResponse,  
RadioLinkActivationCommandFDD,  
RadioLinkActivationCommandTDD,  
RadioLinkPreemptionRequiredIndication,  
RadioLinkSetupRequestFDD,  
RadioLinkSetupRequestTDD,  
RadioLinkSetupResponseFDD,  
RadioLinkSetupResponseTDD,  
RadioLinkSetupFailureFDD,  
RadioLinkSetupFailureTDD,  
RadioLinkAdditionRequestFDD,  
RadioLinkAdditionRequestTDD,  
RadioLinkAdditionResponseFDD,  
RadioLinkAdditionResponseTDD,  
RadioLinkAdditionFailureFDD,  
RadioLinkAdditionFailureTDD,  
RadioLinkParameterUpdateIndicationFDD,  
RadioLinkParameterUpdateIndicationTDD,  
RadioLinkReconfigurationPrepareFDD,  
RadioLinkReconfigurationPrepareTDD,  
RadioLinkReconfigurationReady,  
RadioLinkReconfigurationFailure,  
RadioLinkReconfigurationCommit,  
RadioLinkReconfigurationCancel,  
RadioLinkReconfigurationRequestFDD,  
RadioLinkReconfigurationRequestTDD,  
RadioLinkReconfigurationResponse,  
RadioLinkDeletionRequest,  
RadioLinkDeletionResponse,  
DL-PowerControlRequest,  
DL-PowerTimeslotControlRequest,  
DedicatedMeasurementInitiationRequest,  
DedicatedMeasurementInitiationResponse,  
DedicatedMeasurementInitiationFailure,  
DedicatedMeasurementReport,  
DedicatedMeasurementTerminationRequest,  
DedicatedMeasurementFailureIndication,  
RadioLinkFailureIndication,  
RadioLinkRestoreIndication,  
CompressedModeCommand,  
ErrorIndication,  
PrivateMessage,

PhysicalSharedChannelReconfigurationRequestTDD,  
PhysicalSharedChannelReconfigurationRequestFDD,  
PhysicalSharedChannelReconfigurationResponse,  
PhysicalSharedChannelReconfigurationFailure,  
CellSynchronisationInitiationRequestTDD,  
CellSynchronisationInitiationResponseTDD,  
CellSynchronisationInitiationFailureTDD,  
CellSynchronisationReconfigurationRequestTDD,  
CellSynchronisationReconfigurationResponseTDD,  
CellSynchronisationReconfigurationFailureTDD,  
CellSynchronisationAdjustmentRequestTDD,  
CellSynchronisationAdjustmentResponseTDD,  
CellSynchronisationAdjustmentFailureTDD,  
CellSynchronisationReportTDD,  
CellSynchronisationTerminationRequestTDD,  
CellSynchronisationFailureIndicationTDD,  
MBMSNotificationUpdateCommand

FROM NBAP-PDU-Contents

id-audit,  
id-auditRequired,  
id-blockResource,  
id-cellDeletion,  
id-cellReconfiguration,  
id-cellSetup,  
id-cellSynchronisationInitiation,  
id-cellSynchronisationReconfiguration,  
id-cellSynchronisationReporting,  
id-cellSynchronisationTermination,  
id-cellSynchronisationFailure,  
id-commonMeasurementFailure,  
id-commonMeasurementInitiation,  
id-commonMeasurementReport,  
id-commonMeasurementTermination,  
id-commonTransportChannelDelete,  
id-commonTransportChannelReconfigure,  
id-commonTransportChannelSetup,  
id-compressedModeCommand,  
id-dedicatedMeasurementFailure,  
id-dedicatedMeasurementInitiation,  
id-dedicatedMeasurementReport,  
id-dedicatedMeasurementTermination,  
id-downlinkPowerControl,  
id-downlinkPowerTimeslotControl,  
id-errorIndicationForDedicated,  
id-errorIndicationForCommon,  
id-informationExchangeFailure,  
id-informationExchangeInitiation,  
id-informationReporting,  
id-informationExchangeTermination,  
id-BearerRearrangement,  
id-mBMSNotificationUpdate,  
id-physicalSharedChannelReconfiguration,  
id-privateMessageForDedicated,



```

    id-privateMessageForCommon,
    id-radioLinkActivation,
    id-radioLinkAddition,
    id-radioLinkDeletion,
    id-radioLinkFailure,
    id-radioLinkParameterUpdate,
    id-radioLinkPreemption,
    id-radioLinkRestoration,
    id-radioLinkSetup,
    id-reset,
    id-resourceStatusIndication,
    id-cellSynchronisationAdjustment,
    id-synchronisedRadioLinkReconfigurationCancellation,
    id-synchronisedRadioLinkReconfigurationCommit,
    id-synchronisedRadioLinkReconfigurationPreparation,
    id-systemInformationUpdate,
    id-unblockResource,
    id-unSynchronisedRadioLinkReconfiguration
FROM NBAP-Constants;

-- *****
--
-- Interface Elementary Procedure Class
--
-- *****

NBAP-ELEMENTARY-PROCEDURE ::= CLASS {
    &InitiatingMessage          ,
    &SuccessfulOutcome          OPTIONAL,
    &UnsuccessfulOutcome        OPTIONAL,
    &Outcome                    OPTIONAL,
    &messageDiscriminator       MessageDiscriminator,
    &procedureID                ProcedureID    UNIQUE,
    &criticality                Criticality    DEFAULT ignore
}

WITH SYNTAX {
    INITIATING MESSAGE          &InitiatingMessage
    [SUCCESSFUL OUTCOME        &SuccessfulOutcome]
    [UNSUCCESSFUL OUTCOME      &UnsuccessfulOutcome]
    [OUTCOME                   &Outcome]
    MESSAGE DISCRIMINATOR      &messageDiscriminator
    PROCEDURE ID               &procedureID
    [CRITICALITY               &criticality]
}

-- *****
--
-- Interface PDU Definition
--
-- *****

NBAP-PDU ::= CHOICE {
    initiatingMessage          InitiatingMessage,

```

```

    succesfulOutcome      SuccessfulOutcome,
    unsuccessfulOutcome   UnsuccessfulOutcome,
    outcome               Outcome,
    ...
}

InitiatingMessage ::= SEQUENCE {
    procedureID           NBAP-ELEMENTARY-PROCEDURE.&procedureID   ({NBAP-ELEMENTARY-PROCEDURES}),
    criticality           NBAP-ELEMENTARY-PROCEDURE.&criticality   ({NBAP-ELEMENTARY-PROCEDURES}{@procedureID}),
    messageDiscriminator NBAP-ELEMENTARY-PROCEDURE.&messageDiscriminator ({NBAP-ELEMENTARY-PROCEDURES}{@procedureID}),
    transactionID        TransactionID,
    value                NBAP-ELEMENTARY-PROCEDURE.&InitiatingMessage ({NBAP-ELEMENTARY-PROCEDURES}{@procedureID})
}

SuccessfulOutcome ::= SEQUENCE {
    procedureID           NBAP-ELEMENTARY-PROCEDURE.&procedureID   ({NBAP-ELEMENTARY-PROCEDURES}),
    criticality           NBAP-ELEMENTARY-PROCEDURE.&criticality   ({NBAP-ELEMENTARY-PROCEDURES}{@procedureID}),
    messageDiscriminator NBAP-ELEMENTARY-PROCEDURE.&messageDiscriminator ({NBAP-ELEMENTARY-PROCEDURES}{@procedureID}),
    transactionID        TransactionID,
    value                NBAP-ELEMENTARY-PROCEDURE.&SuccessfulOutcome ({NBAP-ELEMENTARY-PROCEDURES}{@procedureID})
}

UnsuccessfulOutcome ::= SEQUENCE {
    procedureID           NBAP-ELEMENTARY-PROCEDURE.&procedureID   ({NBAP-ELEMENTARY-PROCEDURES}),
    criticality           NBAP-ELEMENTARY-PROCEDURE.&criticality   ({NBAP-ELEMENTARY-PROCEDURES}{@procedureID}),
    messageDiscriminator NBAP-ELEMENTARY-PROCEDURE.&messageDiscriminator ({NBAP-ELEMENTARY-PROCEDURES}{@procedureID}),
    transactionID        TransactionID,
    value                NBAP-ELEMENTARY-PROCEDURE.&UnsuccessfulOutcome ({NBAP-ELEMENTARY-PROCEDURES}{@procedureID})
}

Outcome ::= SEQUENCE {
    procedureID           NBAP-ELEMENTARY-PROCEDURE.&procedureID   ({NBAP-ELEMENTARY-PROCEDURES}),
    criticality           NBAP-ELEMENTARY-PROCEDURE.&criticality   ({NBAP-ELEMENTARY-PROCEDURES}{@procedureID}),
    messageDiscriminator NBAP-ELEMENTARY-PROCEDURE.&messageDiscriminator ({NBAP-ELEMENTARY-PROCEDURES}{@procedureID}),
    transactionID        TransactionID,
    value                NBAP-ELEMENTARY-PROCEDURE.&Outcome   ({NBAP-ELEMENTARY-PROCEDURES}{@procedureID})
}

-- *****
--
-- Interface Elementary Procedure List
--
-- *****

NBAP-ELEMENTARY-PROCEDURES NBAP-ELEMENTARY-PROCEDURE ::= {
    NBAP-ELEMENTARY-PROCEDURES-CLASS-1 |
    NBAP-ELEMENTARY-PROCEDURES-CLASS-2 ,
    ...
}

NBAP-ELEMENTARY-PROCEDURES-CLASS-1 NBAP-ELEMENTARY-PROCEDURE ::= {
    cellSetupFDD |
    cellSetupTDD |
    cellReconfigurationFDD |

```

```

cellReconfigurationTDD
cellDeletion
commonTransportChannelSetupFDD
commonTransportChannelSetupTDD
commonTransportChannelReconfigureFDD
commonTransportChannelReconfigureTDD
commonTransportChannelDelete
audit
blockResource
radioLinkSetupFDD
radioLinkSetupTDD
systemInformationUpdate
commonMeasurementInitiation
radioLinkAdditionFDD
radioLinkAdditionTDD
radioLinkDeletion
reset
synchronisedRadioLinkReconfigurationPreparationFDD
synchronisedRadioLinkReconfigurationPreparationTDD
unsynchronisedRadioLinkReconfigurationFDD
unsynchronisedRadioLinkReconfigurationTDD
dedicatedMeasurementInitiation
physicalSharedChannelReconfigurationTDD
...,
informationExchangeInitiation
cellSynchronisationInitiationTDD
cellSynchronisationReconfigurationTDD
cellSynchronisationAdjustmentTDD
physicalSharedChannelReconfigurationFDD
}

NBAP-ELEMENTARY-PROCEDURES-CLASS-2 NBAP-ELEMENTARY-PROCEDURE ::= {
resourceStatusIndication
auditRequired
commonMeasurementReport
commonMeasurementTermination
commonMeasurementFailure
synchronisedRadioLinkReconfigurationCommit
synchronisedRadioLinkReconfigurationCancellation
radioLinkFailure
radioLinkPreemption
radioLinkRestoration
dedicatedMeasurementReport
dedicatedMeasurementTermination
dedicatedMeasurementFailure
downlinkPowerControlFDD
downlinkPowerTimeslotControl
compressedModeCommand
unblockResource
errorIndicationForDedicated
errorIndicationForCommon
privateMessageForDedicated
privateMessageForCommon
...,

```

```

informationReporting
informationExchangeTermination
informationExchangeFailure
cellSynchronisationReportingTDD
cellSynchronisationTerminationTDD
cellSynchronisationFailureTDD
bearerRearrangement
radioLinkActivationFDD
radioLinkActivationTDD
radioLinkParameterUpdateFDD
radioLinkParameterUpdateTDD
mBMSNotificationUpdate
}

-- *****
--
-- Interface Elementary Procedures
--
-- *****

-- Class 1

-- *** CellSetup (FDD) ***
cellSetupFDD NBAP-ELEMENTARY-PROCEDURE ::= {
  INITIATING MESSAGE      CellSetupRequestFDD
  SUCCESSFUL OUTCOME      CellSetupResponse
  UNSUCCESSFUL OUTCOME    CellSetupFailure
  MESSAGE DISCRIMINATOR   common
  PROCEDURE ID            { procedureCode id-cellSetup, ddMode fdd }
  CRITICALITY             reject
}

-- *** CellSetup (TDD) ***
cellSetupTDD NBAP-ELEMENTARY-PROCEDURE ::= {
  INITIATING MESSAGE      CellSetupRequestTDD
  SUCCESSFUL OUTCOME      CellSetupResponse
  UNSUCCESSFUL OUTCOME    CellSetupFailure
  MESSAGE DISCRIMINATOR   common
  PROCEDURE ID            { procedureCode id-cellSetup, ddMode tdd }
  CRITICALITY             reject
}

-- *** CellReconfiguration(FDD) ***
cellReconfigurationFDD NBAP-ELEMENTARY-PROCEDURE ::= {
  INITIATING MESSAGE      CellReconfigurationRequestFDD
  SUCCESSFUL OUTCOME      CellReconfigurationResponse
  UNSUCCESSFUL OUTCOME    CellReconfigurationFailure
  MESSAGE DISCRIMINATOR   common
  PROCEDURE ID            { procedureCode id-cellReconfiguration, ddMode fdd }
  CRITICALITY             reject
}

-- *** CellReconfiguration(TDD) ***
cellReconfigurationTDD NBAP-ELEMENTARY-PROCEDURE ::= {

```

```
INITIATING MESSAGE      CellReconfigurationRequestTDD
SUCCESSFUL OUTCOME      CellReconfigurationResponse
UNSUCCESSFUL OUTCOME    CellReconfigurationFailure
MESSAGE DISCRIMINATOR   common
PROCEDURE ID            { procedureCode id-cellReconfiguration, ddMode tdd }
CRITICALITY             reject
}

-- *** CellDeletion ***
cellDeletion NBAP-ELEMENTARY-PROCEDURE ::= {
  INITIATING MESSAGE      CellDeletionRequest
  SUCCESSFUL OUTCOME      CellDeletionResponse
  MESSAGE DISCRIMINATOR   common
  PROCEDURE ID            { procedureCode id-cellDeletion, ddMode common }
  CRITICALITY             reject
}

-- *** CommonTransportChannelSetup (FDD) ***
commonTransportChannelSetupFDD NBAP-ELEMENTARY-PROCEDURE ::= {
  INITIATING MESSAGE      CommonTransportChannelSetupRequestFDD
  SUCCESSFUL OUTCOME      CommonTransportChannelSetupResponse
  UNSUCCESSFUL OUTCOME    CommonTransportChannelSetupFailure
  MESSAGE DISCRIMINATOR   common
  PROCEDURE ID            { procedureCode id-commonTransportChannelSetup, ddMode fdd }
  CRITICALITY             reject
}

-- *** CommonTransportChannelSetup (TDD) ***
commonTransportChannelSetupTDD NBAP-ELEMENTARY-PROCEDURE ::= {
  INITIATING MESSAGE      CommonTransportChannelSetupRequestTDD
  SUCCESSFUL OUTCOME      CommonTransportChannelSetupResponse
  UNSUCCESSFUL OUTCOME    CommonTransportChannelSetupFailure
  MESSAGE DISCRIMINATOR   common
  PROCEDURE ID            { procedureCode id-commonTransportChannelSetup, ddMode tdd }
  CRITICALITY             reject
}

-- *** CommonTransportChannelReconfigure (FDD) ***
commonTransportChannelReconfigureFDD NBAP-ELEMENTARY-PROCEDURE ::= {
  INITIATING MESSAGE      CommonTransportChannelReconfigurationRequestFDD
  SUCCESSFUL OUTCOME      CommonTransportChannelReconfigurationResponse
  UNSUCCESSFUL OUTCOME    CommonTransportChannelReconfigurationFailure
  MESSAGE DISCRIMINATOR   common
  PROCEDURE ID            { procedureCode id-commonTransportChannelReconfigure, ddMode fdd }
  CRITICALITY             reject
}

-- *** CommonTransportChannelReconfigure (TDD) ***
commonTransportChannelReconfigureTDD NBAP-ELEMENTARY-PROCEDURE ::= {
  INITIATING MESSAGE      CommonTransportChannelReconfigurationRequestTDD
  SUCCESSFUL OUTCOME      CommonTransportChannelReconfigurationResponse
  UNSUCCESSFUL OUTCOME    CommonTransportChannelReconfigurationFailure
  MESSAGE DISCRIMINATOR   common
  PROCEDURE ID            { procedureCode id-commonTransportChannelReconfigure, ddMode tdd }
```

```
    CRITICALITY          reject
  }

-- *** CommonTransportChannelDelete ***
commonTransportChannelDelete NBAP-ELEMENTARY-PROCEDURE ::= {
  INITIATING MESSAGE      CommonTransportChannelDeletionRequest
  SUCCESSFUL OUTCOME      CommonTransportChannelDeletionResponse
  MESSAGE DISCRIMINATOR   common
  PROCEDURE ID            { procedureCode id-commonTransportChannelDelete, ddMode common }
  CRITICALITY            reject
}

-- *** Audit ***
audit NBAP-ELEMENTARY-PROCEDURE ::= {
  INITIATING MESSAGE      AuditRequest
  SUCCESSFUL OUTCOME      AuditResponse
  UNSUCCESSFUL OUTCOME    AuditFailure
  MESSAGE DISCRIMINATOR   common
  PROCEDURE ID            { procedureCode id-audit, ddMode common }
  CRITICALITY            reject
}

-- *** BlockResourceRequest ***
blockResource NBAP-ELEMENTARY-PROCEDURE ::= {
  INITIATING MESSAGE      BlockResourceRequest
  SUCCESSFUL OUTCOME      BlockResourceResponse
  UNSUCCESSFUL OUTCOME    BlockResourceFailure
  MESSAGE DISCRIMINATOR   common
  PROCEDURE ID            { procedureCode id-blockResource, ddMode common }
  CRITICALITY            reject
}

-- *** RadioLinkSetup (FDD) ***
radioLinkSetupFDD NBAP-ELEMENTARY-PROCEDURE ::= {
  INITIATING MESSAGE      RadioLinkSetupRequestFDD
  SUCCESSFUL OUTCOME      RadioLinkSetupResponseFDD
  UNSUCCESSFUL OUTCOME    RadioLinkSetupFailureFDD
  MESSAGE DISCRIMINATOR   common
  PROCEDURE ID            { procedureCode id-radioLinkSetup, ddMode fdd }
  CRITICALITY            reject
}

-- *** RadioLinkSetup (TDD) ***
radioLinkSetupTDD NBAP-ELEMENTARY-PROCEDURE ::= {
  INITIATING MESSAGE      RadioLinkSetupRequestTDD
  SUCCESSFUL OUTCOME      RadioLinkSetupResponseTDD
  UNSUCCESSFUL OUTCOME    RadioLinkSetupFailureTDD
  MESSAGE DISCRIMINATOR   common
  PROCEDURE ID            { procedureCode id-radioLinkSetup, ddMode tdd }
  CRITICALITY            reject
}

-- *** SystemInformationUpdate ***
systemInformationUpdate NBAP-ELEMENTARY-PROCEDURE ::= {
```

```

INITIATING MESSAGE      SystemInformationUpdateRequest
SUCCESSFUL OUTCOME      SystemInformationUpdateResponse
UNSUCCESSFUL OUTCOME    SystemInformationUpdateFailure
MESSAGE DISCRIMINATOR   common
PROCEDURE ID            { procedureCode id-systemInformationUpdate, ddMode common }
CRITICALITY             reject
}

-- *** Reset ***
reset NBAP-ELEMENTARY-PROCEDURE ::= {
  INITIATING MESSAGE      ResetRequest
  SUCCESSFUL OUTCOME      ResetResponse
  MESSAGE DISCRIMINATOR   common
  PROCEDURE ID            { procedureCode id-reset, ddMode common }
  CRITICALITY             reject
}

-- *** CommonMeasurementInitiation ***
commonMeasurementInitiation NBAP-ELEMENTARY-PROCEDURE ::= {
  INITIATING MESSAGE      CommonMeasurementInitiationRequest
  SUCCESSFUL OUTCOME      CommonMeasurementInitiationResponse
  UNSUCCESSFUL OUTCOME    CommonMeasurementInitiationFailure
  MESSAGE DISCRIMINATOR   common
  PROCEDURE ID            { procedureCode id-commonMeasurementInitiation, ddMode common }
  CRITICALITY             reject
}

-- *** RadioLinkAddition (FDD) ***
radioLinkAdditionFDD NBAP-ELEMENTARY-PROCEDURE ::= {
  INITIATING MESSAGE      RadioLinkAdditionRequestFDD
  SUCCESSFUL OUTCOME      RadioLinkAdditionResponseFDD
  UNSUCCESSFUL OUTCOME    RadioLinkAdditionFailureFDD
  MESSAGE DISCRIMINATOR   dedicated
  PROCEDURE ID            { procedureCode id-radioLinkAddition, ddMode fdd }
  CRITICALITY             reject
}

-- *** RadioLinkAddition (TDD) ***
radioLinkAdditionTDD NBAP-ELEMENTARY-PROCEDURE ::= {
  INITIATING MESSAGE      RadioLinkAdditionRequestTDD
  SUCCESSFUL OUTCOME      RadioLinkAdditionResponseTDD
  UNSUCCESSFUL OUTCOME    RadioLinkAdditionFailureTDD
  MESSAGE DISCRIMINATOR   dedicated
  PROCEDURE ID            { procedureCode id-radioLinkAddition, ddMode tdd }
  CRITICALITY             reject
}

-- *** RadioLinkDeletion ***
radioLinkDeletion NBAP-ELEMENTARY-PROCEDURE ::= {
  INITIATING MESSAGE      RadioLinkDeletionRequest
  SUCCESSFUL OUTCOME      RadioLinkDeletionResponse
  MESSAGE DISCRIMINATOR   dedicated

```

```

PROCEDURE ID          { procedureCode id-radioLinkDeletion, ddMode common }
CRITICALITY          reject
}

-- *** SynchronisedRadioLinkReconfigurationPreparation (FDD) ***
synchronisedRadioLinkReconfigurationPreparationFDD NBAP-ELEMENTARY-PROCEDURE ::= {
  INITIATING MESSAGE    RadioLinkReconfigurationPrepareFDD
  SUCCESSFUL OUTCOME    RadioLinkReconfigurationReady
  UNSUCCESSFUL OUTCOME  RadioLinkReconfigurationFailure
  MESSAGE DISCRIMINATOR dedicated
  PROCEDURE ID          { procedureCode id-synchronisedRadioLinkReconfigurationPreparation, ddMode fdd }
  CRITICALITY          reject
}

-- *** SynchronisedRadioLinkReconfigurationPreparation (TDD) ***
synchronisedRadioLinkReconfigurationPreparationTDD NBAP-ELEMENTARY-PROCEDURE ::= {
  INITIATING MESSAGE    RadioLinkReconfigurationPrepareTDD
  SUCCESSFUL OUTCOME    RadioLinkReconfigurationReady
  UNSUCCESSFUL OUTCOME  RadioLinkReconfigurationFailure
  MESSAGE DISCRIMINATOR dedicated
  PROCEDURE ID          { procedureCode id-synchronisedRadioLinkReconfigurationPreparation, ddMode tdd }
  CRITICALITY          reject
}

-- *** UnSynchronisedRadioLinkReconfiguration (FDD) ***
unSynchronisedRadioLinkReconfigurationFDD NBAP-ELEMENTARY-PROCEDURE ::= {
  INITIATING MESSAGE    RadioLinkReconfigurationRequestFDD
  SUCCESSFUL OUTCOME    RadioLinkReconfigurationResponse
  UNSUCCESSFUL OUTCOME  RadioLinkReconfigurationFailure
  MESSAGE DISCRIMINATOR dedicated
  PROCEDURE ID          { procedureCode id-unSynchronisedRadioLinkReconfiguration, ddMode fdd }
  CRITICALITY          reject
}

-- *** UnSynchronisedRadioLinkReconfiguration (TDD) ***
unSynchronisedRadioLinkReconfigurationTDD NBAP-ELEMENTARY-PROCEDURE ::= {
  INITIATING MESSAGE    RadioLinkReconfigurationRequestTDD
  SUCCESSFUL OUTCOME    RadioLinkReconfigurationResponse
  UNSUCCESSFUL OUTCOME  RadioLinkReconfigurationFailure
  MESSAGE DISCRIMINATOR dedicated
  PROCEDURE ID          { procedureCode id-unSynchronisedRadioLinkReconfiguration, ddMode tdd }
  CRITICALITY          reject
}

-- *** DedicatedMeasurementInitiation ***
dedicatedMeasurementInitiation NBAP-ELEMENTARY-PROCEDURE ::= {
  INITIATING MESSAGE    DedicatedMeasurementInitiationRequest
  SUCCESSFUL OUTCOME    DedicatedMeasurementInitiationResponse
  UNSUCCESSFUL OUTCOME  DedicatedMeasurementInitiationFailure
  MESSAGE DISCRIMINATOR dedicated
  PROCEDURE ID          { procedureCode id-dedicatedMeasurementInitiation, ddMode common }
  CRITICALITY          reject
}

```



```
-- *** PhysicalSharedChannelReconfiguration (FDD) ***
physicalSharedChannelReconfigurationFDD NBAP-ELEMENTARY-PROCEDURE ::= {
  INITIATING MESSAGE   PhysicalSharedChannelReconfigurationRequestFDD
  SUCCESSFUL OUTCOME   PhysicalSharedChannelReconfigurationResponse
  UNSUCCESSFUL OUTCOME PhysicalSharedChannelReconfigurationFailure
  MESSAGE DISCRIMINATOR common
  PROCEDURE ID         { procedureCode id-physicalSharedChannelReconfiguration, ddMode fdd }
  CRITICALITY          reject
}

-- *** PhysicalSharedChannelReconfiguration (TDD) ***
physicalSharedChannelReconfigurationTDD NBAP-ELEMENTARY-PROCEDURE ::= {
  INITIATING MESSAGE   PhysicalSharedChannelReconfigurationRequestTDD
  SUCCESSFUL OUTCOME   PhysicalSharedChannelReconfigurationResponse
  UNSUCCESSFUL OUTCOME PhysicalSharedChannelReconfigurationFailure
  MESSAGE DISCRIMINATOR common
  PROCEDURE ID         { procedureCode id-physicalSharedChannelReconfiguration, ddMode tdd }
  CRITICALITY          reject
}

-- *** InformationExchangeInitiation ***
informationExchangeInitiation NBAP-ELEMENTARY-PROCEDURE ::= {
  INITIATING MESSAGE   InformationExchangeInitiationRequest
  SUCCESSFUL OUTCOME   InformationExchangeInitiationResponse
  UNSUCCESSFUL OUTCOME InformationExchangeInitiationFailure
  MESSAGE DISCRIMINATOR common
  PROCEDURE ID         { procedureCode id-informationExchangeInitiation, ddMode common }
  CRITICALITY          reject
}

-- *** CellSynchronisationInitiation (TDD only) ***
cellSynchronisationInitiationTDD NBAP-ELEMENTARY-PROCEDURE ::= {
  INITIATING MESSAGE   CellSynchronisationInitiationRequestTDD
  SUCCESSFUL OUTCOME   CellSynchronisationInitiationResponseTDD
  UNSUCCESSFUL OUTCOME CellSynchronisationInitiationFailureTDD
  MESSAGE DISCRIMINATOR common
  PROCEDURE ID         { procedureCode id-cellSynchronisationInitiation, ddMode tdd }
  CRITICALITY          reject
}

-- *** CellSynchronisationReconfiguration (TDD only) ***
cellSynchronisationReconfigurationTDD NBAP-ELEMENTARY-PROCEDURE ::= {
  INITIATING MESSAGE   CellSynchronisationReconfigurationRequestTDD
  SUCCESSFUL OUTCOME   CellSynchronisationReconfigurationResponseTDD
  UNSUCCESSFUL OUTCOME CellSynchronisationReconfigurationFailureTDD
  MESSAGE DISCRIMINATOR common
  PROCEDURE ID         { procedureCode id-cellSynchronisationReconfiguration, ddMode tdd }
  CRITICALITY          reject
}

-- *** CellSynchronisationAdjustment (TDD only) ***
cellSynchronisationAdjustmentTDD NBAP-ELEMENTARY-PROCEDURE ::= {
  INITIATING MESSAGE   CellSynchronisationAdjustmentRequestTDD
  SUCCESSFUL OUTCOME   CellSynchronisationAdjustmentResponseTDD
}
```

```
UNSUCCESSFUL OUTCOME    CellSynchronisationAdjustmentFailureTDD
MESSAGE DISCRIMINATOR   common
PROCEDURE ID           { procedureCode id-cellSynchronisationAdjustment, ddMode tdd }
CRITICALITY            reject
}

-- Class 2

-- *** ResourceStatusIndication ***
resourceStatusIndication NBAP-ELEMENTARY-PROCEDURE ::= {
  INITIATING MESSAGE    ResourceStatusIndication
  MESSAGE DISCRIMINATOR common
  PROCEDURE ID          { procedureCode id-resourceStatusIndication, ddMode common }
  CRITICALITY           ignore
}

-- *** AuditRequired ***
auditRequired NBAP-ELEMENTARY-PROCEDURE ::= {
  INITIATING MESSAGE    AuditRequiredIndication
  MESSAGE DISCRIMINATOR common
  PROCEDURE ID          { procedureCode id-auditRequired, ddMode common }
  CRITICALITY           ignore
}

-- *** CommonMeasurementReport ***
commonMeasurementReport NBAP-ELEMENTARY-PROCEDURE ::= {
  INITIATING MESSAGE    CommonMeasurementReport
  MESSAGE DISCRIMINATOR common
  PROCEDURE ID          { procedureCode id-commonMeasurementReport, ddMode common }
  CRITICALITY           ignore
}

-- *** CommonMeasurementTermination ***
commonMeasurementTermination NBAP-ELEMENTARY-PROCEDURE ::= {
  INITIATING MESSAGE    CommonMeasurementTerminationRequest
  MESSAGE DISCRIMINATOR common
  PROCEDURE ID          { procedureCode id-commonMeasurementTermination, ddMode common }
  CRITICALITY           ignore
}

-- *** CommonMeasurementFailure ***
commonMeasurementFailure NBAP-ELEMENTARY-PROCEDURE ::= {
  INITIATING MESSAGE    CommonMeasurementFailureIndication
  MESSAGE DISCRIMINATOR common
  PROCEDURE ID          { procedureCode id-commonMeasurementFailure, ddMode common }
  CRITICALITY           ignore
}

-- *** SynchronisedRadioLinkReconfigurationCommit ***
synchronisedRadioLinkReconfigurationCommit NBAP-ELEMENTARY-PROCEDURE ::= {
  INITIATING MESSAGE    RadioLinkReconfigurationCommit
  MESSAGE DISCRIMINATOR dedicated
  PROCEDURE ID          { procedureCode id-synchronisedRadioLinkReconfigurationCommit, ddMode common }
  CRITICALITY           ignore
}
```

```
}

-- *** SynchronisedRadioReconfigurationCancellation ***
synchronisedRadioLinkReconfigurationCancellation NBAP-ELEMENTARY-PROCEDURE ::= {
  INITIATING MESSAGE      RadioLinkReconfigurationCancel
  MESSAGE DISCRIMINATOR   dedicated
  PROCEDURE ID             { procedureCode id-synchronisedRadioLinkReconfigurationCancellation, ddMode common }
  CRITICALITY              ignore
}

-- *** RadioLinkFailure ***
radioLinkFailure NBAP-ELEMENTARY-PROCEDURE ::= {
  INITIATING MESSAGE      RadioLinkFailureIndication
  MESSAGE DISCRIMINATOR   dedicated
  PROCEDURE ID             { procedureCode id-radioLinkFailure, ddMode common }
  CRITICALITY              ignore
}

-- *** RadioLinkPreemption ***
radioLinkPreemption NBAP-ELEMENTARY-PROCEDURE ::= {
  INITIATING MESSAGE      RadioLinkPreemptionRequiredIndication
  MESSAGE DISCRIMINATOR   dedicated
  PROCEDURE ID             { procedureCode id-radioLinkPreemption, ddMode common }
  CRITICALITY              ignore
}

-- *** RadioLinkRestoration ***
radioLinkRestoration NBAP-ELEMENTARY-PROCEDURE ::= {
  INITIATING MESSAGE      RadioLinkRestoreIndication
  MESSAGE DISCRIMINATOR   dedicated
  PROCEDURE ID             { procedureCode id-radioLinkRestoration, ddMode common }
  CRITICALITY              ignore
}

-- *** DedicatedMeasurementReport ***
dedicatedMeasurementReport NBAP-ELEMENTARY-PROCEDURE ::= {
  INITIATING MESSAGE      DedicatedMeasurementReport
  MESSAGE DISCRIMINATOR   dedicated
  PROCEDURE ID             { procedureCode id-dedicatedMeasurementReport, ddMode common }
  CRITICALITY              ignore
}

-- *** DedicatedMeasurementTermination ***
dedicatedMeasurementTermination NBAP-ELEMENTARY-PROCEDURE ::= {
  INITIATING MESSAGE      DedicatedMeasurementTerminationRequest
  MESSAGE DISCRIMINATOR   dedicated
  PROCEDURE ID             { procedureCode id-dedicatedMeasurementTermination, ddMode common }
  CRITICALITY              ignore
}

-- *** DedicatedMeasurementFailure ***
dedicatedMeasurementFailure NBAP-ELEMENTARY-PROCEDURE ::= {
  INITIATING MESSAGE      DedicatedMeasurementFailureIndication
  MESSAGE DISCRIMINATOR   dedicated
}
```

```
    PROCEDURE ID          { procedureCode id-dedicatedMeasurementFailure, ddMode common }
    CRITICALITY           ignore
  }

-- *** DLPowerControl (FDD only) ***
downlinkPowerControlFDD NBAP-ELEMENTARY-PROCEDURE ::= {
  INITIATING MESSAGE     DL-PowerControlRequest
  MESSAGE DISCRIMINATOR  dedicated
  PROCEDURE ID           { procedureCode id-downlinkPowerControl, ddMode fdd }
  CRITICALITY            ignore
}

-- *** DLPowerTimeslotControl (TDD only) ***
downlinkPowerTimeslotControl NBAP-ELEMENTARY-PROCEDURE ::= {
  INITIATING MESSAGE     DL-PowerTimeslotControlRequest
  MESSAGE DISCRIMINATOR  dedicated
  PROCEDURE ID           { procedureCode id-downlinkPowerTimeslotControl, ddMode tdd }
  CRITICALITY            ignore
}

-- *** CompressedModeCommand (FDD only) ***
compressedModeCommand NBAP-ELEMENTARY-PROCEDURE ::= {
  INITIATING MESSAGE     CompressedModeCommand
  MESSAGE DISCRIMINATOR  dedicated
  PROCEDURE ID           { procedureCode id-compressedModeCommand, ddMode fdd }
  CRITICALITY            ignore
}

-- *** UnblockResourceIndication ***
unblockResource NBAP-ELEMENTARY-PROCEDURE ::= {
  INITIATING MESSAGE     UnblockResourceIndication
  MESSAGE DISCRIMINATOR  common
  PROCEDURE ID           { procedureCode id-unblockResource, ddMode common }
  CRITICALITY            ignore
}

-- *** ErrorIndication for Dedicated procedures ***
errorIndicationForDedicated NBAP-ELEMENTARY-PROCEDURE ::= {
  INITIATING MESSAGE     ErrorIndication
  MESSAGE DISCRIMINATOR  dedicated
  PROCEDURE ID           { procedureCode id-errorIndicationForDedicated, ddMode common }
  CRITICALITY            ignore
}

-- *** ErrorIndication for Common procedures ***
errorIndicationForCommon NBAP-ELEMENTARY-PROCEDURE ::= {
  INITIATING MESSAGE     ErrorIndication
  MESSAGE DISCRIMINATOR  common
  PROCEDURE ID           { procedureCode id-errorIndicationForCommon, ddMode common }
  CRITICALITY            ignore
}

-- *** CellSynchronisationReporting (TDD only) ***
cellSynchronisationReportingTDD NBAP-ELEMENTARY-PROCEDURE ::= {
```

```
INITIATING MESSAGE      CellSynchronisationReportTDD
MESSAGE DISCRIMINATOR   common
PROCEDURE ID            { procedureCode id-cellSynchronisationReporting, ddMode tdd }
CRITICALITY             ignore
}

-- *** CellSynchronisationTermination (TDD only) ***
cellSynchronisationTerminationTDD NBAP-ELEMENTARY-PROCEDURE ::= {
  INITIATING MESSAGE      CellSynchronisationTerminationRequestTDD
  MESSAGE DISCRIMINATOR   common
  PROCEDURE ID            { procedureCode id-cellSynchronisationTermination, ddMode tdd }
  CRITICALITY             ignore
}

-- *** CellSynchronisationFailure (TDD only) ***
cellSynchronisationFailureTDD NBAP-ELEMENTARY-PROCEDURE ::= {
  INITIATING MESSAGE      CellSynchronisationFailureIndicationTDD
  MESSAGE DISCRIMINATOR   common
  PROCEDURE ID            { procedureCode id-cellSynchronisationFailure, ddMode tdd }
  CRITICALITY             ignore
}

-- *** PrivateMessage for Dedicated procedures ***
privateMessageForDedicated NBAP-ELEMENTARY-PROCEDURE ::= {
  INITIATING MESSAGE      PrivateMessage
  MESSAGE DISCRIMINATOR   dedicated
  PROCEDURE ID            { procedureCode id-privateMessageForDedicated, ddMode common }
  CRITICALITY             ignore
}

-- *** PrivateMessage for Common procedures ***
privateMessageForCommon NBAP-ELEMENTARY-PROCEDURE ::= {
  INITIATING MESSAGE      PrivateMessage
  MESSAGE DISCRIMINATOR   common
  PROCEDURE ID            { procedureCode id-privateMessageForCommon, ddMode common }
  CRITICALITY             ignore
}

-- *** InformationReporting ***
informationReporting NBAP-ELEMENTARY-PROCEDURE ::= {
  INITIATING MESSAGE      InformationReport
  MESSAGE DISCRIMINATOR   common
  PROCEDURE ID            { procedureCode id-informationReporting, ddMode common }
  CRITICALITY             ignore
}

-- *** InformationExchangeTermination ***
informationExchangeTermination NBAP-ELEMENTARY-PROCEDURE ::= {
  INITIATING MESSAGE      InformationExchangeTerminationRequest
  MESSAGE DISCRIMINATOR   common
  PROCEDURE ID            { procedureCode id-informationExchangeTermination, ddMode common }
  CRITICALITY             ignore
}
```

```
-- *** InformationExchangeFailure ***
informationExchangeFailure NBAP-ELEMENTARY-PROCEDURE ::= {
  INITIATING MESSAGE      InformationExchangeFailureIndication
  MESSAGE DISCRIMINATOR   common
  PROCEDURE ID            { procedureCode id-informationExchangeFailure, ddMode common }
  CRITICALITY             ignore
}

-- *** BearerRearrangement ***
bearerRearrangement NBAP-ELEMENTARY-PROCEDURE ::= {
  INITIATING MESSAGE      BearerRearrangementIndication
  MESSAGE DISCRIMINATOR   dedicated
  PROCEDURE ID            { procedureCode id-BearerRearrangement, ddMode common }
  CRITICALITY             ignore
}

-- *** RadioLinkActivation (FDD) ***
radioLinkActivationFDD NBAP-ELEMENTARY-PROCEDURE ::= {
  INITIATING MESSAGE      RadioLinkActivationCommandFDD
  MESSAGE DISCRIMINATOR   dedicated
  PROCEDURE ID            { procedureCode id-radioLinkActivation, ddMode fdd }
  CRITICALITY             ignore
}

-- *** RadioLinkActivation (TDD) ***
radioLinkActivationTDD NBAP-ELEMENTARY-PROCEDURE ::= {
  INITIATING MESSAGE      RadioLinkActivationCommandTDD
  MESSAGE DISCRIMINATOR   dedicated
  PROCEDURE ID            { procedureCode id-radioLinkActivation, ddMode tdd }
  CRITICALITY             ignore
}

-- *** RadioLinkParameterUpdate (FDD) ***
radioLinkParameterUpdateFDD NBAP-ELEMENTARY-PROCEDURE ::= {
  INITIATING MESSAGE      RadioLinkParameterUpdateIndicationFDD
  MESSAGE DISCRIMINATOR   dedicated
  PROCEDURE ID            { procedureCode id-radioLinkParameterUpdate, ddMode fdd }
  CRITICALITY             ignore
}

-- *** RadioLinkParameterUpdate (TDD) ***
radioLinkParameterUpdateTDD NBAP-ELEMENTARY-PROCEDURE ::= {
  INITIATING MESSAGE      RadioLinkParameterUpdateIndicationTDD
  MESSAGE DISCRIMINATOR   dedicated
  PROCEDURE ID            { procedureCode id-radioLinkParameterUpdate, ddMode tdd }
  CRITICALITY             ignore
}

-- *** MBMSNotificationUpdate ***
mBMSNotificationUpdate NBAP-ELEMENTARY-PROCEDURE ::= {
  INITIATING MESSAGE      MBMSNotificationUpdateCommand
  MESSAGE DISCRIMINATOR   common
  PROCEDURE ID            { procedureCode id-mBMSNotificationUpdate, ddMode common }
  CRITICALITY             ignore
}
```

}

END

### 9.3.3 PDU Definitions

```

-- *****
--
-- PDU definitions for NBAP.
--
-- *****

NBAP-PDU-Contents {
itu-t (0) identified-organization (4) etsi (0) mobileDomain (0)
umts-Access (20) modules (3) nbap (2) version1 (1) nbap-PDU-Contents (1) }

DEFINITIONS AUTOMATIC TAGS ::=

BEGIN

-- *****
--
-- IE parameter types from other modules.
--
-- *****

IMPORTS
  Active-Pattern-Sequence-Information,
  AddorDeleteIndicator,
  AICH-Power,
  AICH-TransmissionTiming,
  AllocationRetentionPriority,
  AvailabilityStatus,
  BCCH-ModificationTime,
  BindingID,
  BlockingPriorityIndicator,
  SCTD-Indicator,
  Cause,
  CCTrCH-ID,
  CellParameterID,
  CellPortionID,
  CellSyncBurstCode,
  CellSyncBurstCodeShift,
  CellSyncBurstRepetitionPeriod,
  CellSyncBurstSIR,
  CellSyncBurstTiming,
  CellSyncBurstTimingThreshold,
  CFN,
  ChipOffset,
  C-ID,
  Closedlooptimingadjustmentmode,

```

CommonChannelsCapacityConsumptionLaw,  
Compressed-Mode-Deactivation-Flag,  
CommonMeasurementAccuracy,  
CommonMeasurementType,  
CommonMeasurementValue,  
CommonMeasurementValueInformation,  
CommonPhysicalChannelID,  
Common-PhysicalChannel-Status-Information,  
Common-TransportChannel-Status-Information,  
CommonTransportChannelID,  
CommonTransportChannel-InformationResponse,  
CommunicationControlPortID,  
ConfigurationGenerationID,  
ConstantValue,  
CriticalityDiagnostics,  
CRNC-CommunicationContextID,  
CSBMeasurementID,  
CSBTransmissionID,  
DCH-FDD-Information,  
DCH-Indicator-For-E-DCH-HSDPA-Operation,  
DCH-InformationResponse,  
DCH-ID,  
FDD-DCHs-to-Modify,  
TDD-DCHs-to-Modify,  
DCH-TDD-Information,  
DedicatedChannelsCapacityConsumptionLaw,  
DedicatedMeasurementType,  
DedicatedMeasurementValue,  
DedicatedMeasurementValueInformation,  
DelayedActivation,  
DelayedActivationUpdate,  
DiversityControlField,  
DiversityMode,  
DL-DPCH-SlotFormat,  
DL-DPCH-TimingAdjustment,  
DL-or-Global-CapacityCredit,  
DL-Power,  
DL-PowerBalancing-Information,  
DL-PowerBalancing-ActivationIndicator,  
DLPowerAveragingWindowSize,  
DL-PowerBalancing-UpdatedIndicator,  
DL-ScramblingCode,  
DL-TimeslotISCP,  
DL-Timeslot-Information,  
DL-TimeslotLCR-Information,  
DL-TimeslotISCPInfo,  
DL-TimeslotISCPInfoLCR,  
DL-TPC-Pattern01Count,  
DPC-Mode,  
DPCH-ID,  
DSCH-ID,  
DSCH-InformationResponse,  
DSCH-TDD-Information,  
DwPCH-Power,



E-AGCH-FDD-Code-Information,  
E-DCH-Capability,  
E-DCHCapacityConsumptionLaw,  
E-DCH-TTI2ms-Capability,  
E-DCH-SF-Capability,  
E-DCH-HARQ-Combining-Capability,  
E-DCH-FDD-DL-Control-Channel-Information,  
E-DCH-FDD-Information,  
E-DCH-FDD-Information-Response,  
E-DCH-FDD-Information-to-Modify,  
E-DCH-FDD-Update-Information,  
E-DCH-MACdFlow-ID,  
E-DCH-MACdFlows-Information,  
E-DCH-MACdFlows-to-Delete,  
E-DCH-RL-Indication,  
E-DCH-Serving-Cell-Change-Info-Response,  
E-DPCCH-PO,  
E-RGCH-E-HICH-FDD-Code-Information,  
E-RGCH-2-IndexStepThreshold,  
E-RGCH-3-IndexStepThreshold,  
End-Of-Audit-Sequence-Indicator,  
E-TFCS-Information,  
E-TTI,  
FDD-DL-ChannelisationCodeNumber,  
FDD-DL-CodeInformation,  
FDD-S-CCPCH-FrameOffset,  
FDD-S-CCPCH-Offset,  
FDD-TPC-DownlinkStepSize,  
F-DPCH-Capability,  
FirstRLS-Indicator,  
FNReportingIndicator,  
FPACH-Power,  
FrameAdjustmentValue,  
FrameHandlingPriority,  
FrameOffset,  
HARQ-Info-for-E-DCH,  
HSDPA-Capability,  
HSDSCH-Configured-Indicator,  
HS-DSCH-Serving-Cell-Change-Info,  
HS-DSCH-Serving-Cell-Change-Info-Response,  
HS-PDSCH-FDD-Code-Information,  
HS-SCCH-ID,  
HS-SCCH-FDD-Code-Information,  
HS-SICH-ID,  
IB-OC-ID,  
IB-SG-DATA,  
IB-SG-POS,  
IB-SG-REP,  
IB-Type,  
InformationExchangeID,  
InformationReportCharacteristics,  
InformationType,  
Initial-DL-DPCH-TimingAdjustment-Allowed,  
InnerLoopDLPCStatus,

IPDL-FDD-Parameters,  
IPDL-TDD-Parameters,  
IPDL-Indicator,  
IPDL-TDD-Parameters-LCR,  
LimitedPowerIncrease,  
Local-Cell-ID,  
MaximumDL-PowerCapability,  
Maximum-Target-ReceivedTotalWideBandPower,  
MaximumTransmissionPower,  
MaxNrOfUL-DPDCHs,  
Max-Set-E-DPDCHs,  
MaxPRACH-MidambleShifts,  
MeasurementFilterCoefficient,  
MeasurementID,  
MeasurementRecoveryBehavior,  
MeasurementRecoveryReportingIndicator,  
MeasurementRecoverySupportIndicator,  
MICH-CFN,  
MICH-Mode,  
MidambleAllocationMode,  
MidambleShiftAndBurstType,  
MidambleShiftLCR,  
MinimumDL-PowerCapability,  
MinSpreadingFactor,  
MinUL-ChannelisationCodeLength,  
Modification-Period,  
MultiplexingPosition,  
NCyclesPerSFNperiod,  
NRepetitionsPerCyclePeriod,  
N-INSYNC-IND,  
N-OUTSYNC-IND,  
NeighbouringCellMeasurementInformation,  
NeighbouringFDDCellMeasurementInformation,  
NeighbouringTDDCellMeasurementInformation,  
NI-Information,  
NodeB-CommunicationContextID,  
NotificationIndicatorLength,  
NumberOfReportedCellPortions,  
NSubCyclesPerCyclePeriod,  
PagingIndicatorLength,  
PayloadCRC-PresenceIndicator,  
PCCPCH-Power,  
PDSCHSet-ID,  
PDSCH-ID,  
PICH-Mode,  
PICH-Power,  
PowerAdjustmentType,  
PowerOffset,  
PowerRaiseLimit,  
PRACH-Midamble,  
PreambleSignatures,  
PreambleThreshold,  
PredictedSFNSFNDeviationLimit,  
PredictedTUTRANGPSDeviationLimit,

PrimaryCPICH-Power,  
Primary-CPICH-Usage-for-Channel-Estimation,  
PrimaryScramblingCode,  
PropagationDelay,  
SCH-TimeSlot,  
PunctureLimit,  
PUSCHSet-ID,  
PUSCH-ID,  
QE-Selector,  
RACH-SlotFormat,  
RACH-SubChannelNumbers,  
Reference-ReceivedTotalWideBandPower,  
ReferenceClockAvailability,  
ReferenceSFNoffset,  
RepetitionLength,  
RepetitionPeriod,  
ReportCharacteristics,  
RequestedDataValue,  
RequestedDataValueInformation,  
ResourceOperationalState,  
RL-Set-ID,  
RL-ID,  
RL-Specific-DCH-Info,  
RL-Specific-E-DCH-Info,  
Received-total-wide-band-power-Value,  
AdjustmentPeriod,  
ScaledAdjustmentRatio,  
MaxAdjustmentStep,  
RNC-ID,  
ScramblingCodeNumber,  
Secondary-CPICH-Information-Change,  
SecondaryCCPCH-SlotFormat,  
Segment-Type,  
Serving-E-DCH-RL-ID,  
SFN,  
SFNSFNChangeLimit,  
SFNSFNDriftRate,  
SFNSFNDriftRateQuality,  
SFNSFNQuality,  
ShutdownTimer,  
SIB-Originator,  
SpecialBurstScheduling,  
SignallingBearerRequestIndicator,  
Start-Of-Audit-Sequence-Indicator,  
STTD-Indicator,  
SSDT-SupportIndicator,  
SyncCase,  
SYNCD1CodeId,  
SyncFrameNumber,  
SynchronisationReportCharacteristics,  
SynchronisationReportType,  
Target-NonServing-EDCH-To-Total-EDCH-Power-Ratio,  
T-Cell,  
T-RLFAILURE,

TDD-ChannelisationCode,  
TDD-ChannelisationCodeLCR,  
TDD-DL-Code-LCR-Information,  
TDD-DPCHOffset,  
TDD-TPC-DownlinkStepSize,  
TDD-PhysicalChannelOffset,  
TDD-UL-Code-LCR-Information,  
TFCI-Coding,  
TFCI-Presence,  
TFCI-SignallingMode,  
TFCS,  
TimeSlot,  
TimeSlotLCR,  
TimeSlotDirection,  
TimeSlotStatus,  
TimingAdjustmentValue,  
TimingAdvanceApplied,  
TnlQos,  
ToAWE,  
ToAWS,  
TransmissionDiversityApplied,  
TransmitDiversityIndicator,  
TransmissionGapPatternSequenceCodeInformation,  
Transmission-Gap-Pattern-Sequence-Information,  
TransportBearerRequestIndicator,  
TransportFormatSet,  
TransportLayerAddress,  
TSTD-Indicator,  
TUTRANGPS,  
TUTRANGPSChangeLimit,  
TUTRANGPSDriftRate,  
TUTRANGPSDriftRateQuality,  
TUTRANGPSQuality,  
UARFCN,  
UC-Id,  
USCH-Information,  
USCH-InformationResponse,  
UL-CapacityCredit,  
UL-DPCCH-SlotFormat,  
UL-DPDCH-Indicator-For-E-DCH-Operation,  
UL-SIR,  
UL-FP-Mode,  
UL-PhysCH-SF-Variation,  
UL-ScramblingCode,  
UL-Timeslot-Information,  
UL-TimeslotLCR-Information,  
UL-TimeSlot-ISCP-Info,  
UL-TimeSlot-ISCP-LCR-Info,  
UL-TimeslotISCP-Value,  
UL-TimeslotISCP-Value-IncrDecrThres,  
USCH-ID,  
HSDSCH-FDD-Information,  
HSDSCH-FDD-Information-Response,  
HSDSCH-Information-to-Modify,

```

HSDSCH-Information-to-Modify-Unsynchronised,
HSDSCH-MACdFlow-ID,
HSDSCH-MACdFlows-Information,
HSDSCH-MACdFlows-to-Delete,
HSDSCH-RNTI,
HSDSCH-TDD-Information,
HSDSCH-TDD-Information-Response,
PrimaryCCPCH-RSCP,
HSDSCH-FDD-Update-Information,
HSDSCH-TDD-Update-Information,
UL-Synchronisation-Parameters-LCR,
TDD-DL-DPCH-TimeSlotFormat-LCR,
TDD-UL-DPCH-TimeSlotFormat-LCR,
TDD-TPC-UplinkStepSize-LCR,
CellSyncBurstTimingLCR,
TimingAdjustmentValueLCR,
PrimaryCCPCH-RSCP-Delta,
SynchronisationIndicator
FROM NBAP-IEs

PrivateIE-Container{},
ProtocolExtensionContainer{},
ProtocolIE-Container{},
ProtocolIE-Single-Container{},
ProtocolIE-ContainerList{},
NBAP-PRIVATE-IES,
NBAP-PROTOCOL-IES,
NBAP-PROTOCOL-EXTENSION
FROM NBAP-Containers

id-Active-Pattern-Sequence-Information,
id-Additional-S-CCPCH-Parameters-CTCH-ReconfRqstTDD,
id-Additional-S-CCPCH-Parameters-CTCH-SetupRqstTDD,
id-Additional-S-CCPCH-LCR-Parameters-CTCH-ReconfRqstTDD,
id-Additional-S-CCPCH-LCR-Parameters-CTCH-SetupRqstTDD,
id-AdjustmentRatio,
id-AICH-Information,
id-AICH-ParametersListIE-CTCH-ReconfRqstFDD,
id-BCH-Information,
id-BCCH-ModificationTime,
id-bindingID,
id-BlockingPriorityIndicator,
id-Cause,
id-CauseLevel-PSCH-ReconfFailure,
id-CauseLevel-RL-AdditionFailureFDD,
id-CauseLevel-RL-AdditionFailureTDD,
id-CauseLevel-RL-ReconfFailure,
id-CauseLevel-RL-SetupFailureFDD,
id-CauseLevel-RL-SetupFailureTDD,
id-CauseLevel-SyncAdjustmntFailureTDD,
id-CCP-InformationItem-AuditRsp,
id-CCP-InformationList-AuditRsp,
id-CCP-InformationItem-ResourceStatusInd,
id-CCTrCH-InformationItem-RL-FailureInd,

```

id-CCTrCH-InformationItem-RL-RestoreInd,  
id-CCTrCH-Initial-DL-Power-RL-AdditionRqstTDD,  
id-CCTrCH-Initial-DL-Power-RL-ReconfPrepTDD,  
id-CCTrCH-Initial-DL-Power-RL-SetupRqstTDD,  
id-CellAdjustmentInfo-SyncAdjustmntRqstTDD,  
id-CellAdjustmentInfoItem-SyncAdjustmentRqstTDD,  
id-Cell-InformationItem-AuditRsp,  
id-Cell-InformationItem-ResourceStatusInd,  
id-Cell-InformationList-AuditRsp,  
id-CellParameterID,  
id-CellPortion-InformationItem-Cell-SetupRqstFDD,  
id-CellPortion-InformationList-Cell-SetupRqstFDD,  
id-CellPortion-InformationItem-Cell-ReconfRqstFDD,  
id-CellPortion-InformationList-Cell-ReconfRqstFDD,  
id-CellSyncBurstTransInit-CellSyncInitiationRqstTDD,  
id-CellSyncBurstMeasureInit-CellSyncInitiationRqstTDD,  
id-cellSyncBurstRepetitionPeriod,  
id-CellSyncBurstTransReconfiguration-CellSyncReconfRqstTDD,  
id-CellSyncBurstTransReconfInfo-CellSyncReconfRqstTDD,  
id-CellSyncBurstMeasReconfiguration-CellSyncReconfRqstTDD,  
id-CellSyncBurstMeasInfoList-CellSyncReconfRqstTDD,  
id-CellSyncBurstInfoList-CellSyncReconfRqstTDD,  
id-CellSyncInfo-CellSyncReprtTDD,  
id-CFN,  
id-CFNReportingIndicator,  
id-C-ID,  
id-Closed-Loop-Timing-Adjustment-Mode,  
id-CommonMeasurementAccuracy,  
id-CommonMeasurementObjectType-CM-Rprt,  
id-CommonMeasurementObjectType-CM-Rqst,  
id-CommonMeasurementObjectType-CM-Rsp,  
id-CommonMeasurementType,  
id-CommonPhysicalChannelID,  
id-CommonPhysicalChannelType-CTCH-ReconfRqstFDD,  
id-CommonPhysicalChannelType-CTCH-SetupRqstFDD,  
id-CommonPhysicalChannelType-CTCH-SetupRqstTDD,  
id-CommunicationContextInfoItem-Reset,  
id-CommunicationControlPortID,  
id-CommunicationControlPortInfoItem-Reset,  
id-Compressed-Mode-Deactivation-Flag,  
id-ConfigurationGenerationID,  
id-CRNC-CommunicationContextID,  
id-CriticalityDiagnostics,  
id-CSBTransmissionID,  
id-CSBMeasurementID,  
id-DCHs-to-Add-FDD,  
id-DCHs-to-Add-TDD,  
id-DCH-AddList-RL-ReconfPrepTDD,  
id-DCH-DeleteList-RL-ReconfPrepFDD,  
id-DCH-DeleteList-RL-ReconfPrepTDD,  
id-DCH-DeleteList-RL-ReconfRqstFDD,  
id-DCH-DeleteList-RL-ReconfRqstTDD,  
id-DCH-FDD-Information,  
id-DCH-TDD-Information,

id-DCH-Indicator-For-E-DCH-HSDPA-Operation,  
id-DCH-InformationResponse,  
id-DCH-RearrangeList-Bearer-RearrangeInd,  
id-DSCH-RearrangeList-Bearer-RearrangeInd,  
id-FDD-DCHs-to-Modify,  
id-FDD-S-CCPCH-FrameOffset-CTCH-SetupRqstFDD,  
id-TDD-DCHs-to-Modify,  
id-DedicatedMeasurementObjectType-DM-Rprt,  
id-DedicatedMeasurementObjectType-DM-Rqst,  
id-DedicatedMeasurementObjectType-DM-Rsp,  
id-DedicatedMeasurementType,  
id-DelayedActivation,  
id-DelayedActivationList-RL-ActivationCmdFDD,  
id-DelayedActivationList-RL-ActivationCmdTDD,  
id-DelayedActivationInformation-RL-ActivationCmdFDD,  
id-DelayedActivationInformation-RL-ActivationCmdTDD,  
id-DL-CCTrCH-InformationAddList-RL-ReconfPrepTDD,  
id-DL-CCTrCH-InformationDeleteItem-RL-ReconfRqstTDD,  
id-DL-CCTrCH-InformationDeleteList-RL-ReconfPrepTDD,  
id-DL-CCTrCH-InformationDeleteList-RL-ReconfRqstTDD,  
id-DL-CCTrCH-InformationItem-RL-SetupRqstTDD,  
id-DL-CCTrCH-InformationList-RL-AdditionRqstTDD,  
id-DL-CCTrCH-InformationList-RL-SetupRqstTDD,  
id-DL-CCTrCH-InformationModifyItem-RL-ReconfRqstTDD,  
id-DL-CCTrCH-InformationModifyList-RL-ReconfPrepTDD,  
id-DL-CCTrCH-InformationModifyList-RL-ReconfRqstTDD,  
id-DL-DPCH-InformationAddListIE-RL-ReconfPrepTDD,  
id-DL-DPCH-InformationItem-RL-AdditionRqstTDD,  
id-DL-DPCH-InformationList-RL-SetupRqstTDD,  
id-DL-DPCH-InformationModify-AddListIE-RL-ReconfPrepTDD,  
id-DL-DPCH-InformationModify-DeleteListIE-RL-ReconfPrepTDD,  
id-DL-DPCH-InformationModify-ModifyListIE-RL-ReconfPrepTDD,  
id-DL-DPCH-Information-RL-ReconfPrepFDD,  
id-DL-DPCH-Information-RL-ReconfRqstFDD,  
id-DL-DPCH-Information-RL-SetupRqstFDD,  
id-DL-DPCH-TimingAdjustment,  
id-DL-DPCH-Power-Information-RL-ReconfPrepFDD,  
id-DL-PowerBalancing-Information,  
id-DL-PowerBalancing-ActivationIndicator,  
id-DL-ReferencePowerInformationItem-DL-PC-Rqst,  
id-DL-PowerBalancing-UpdatedIndicator,  
id-DLReferencePower,  
id-DLReferencePowerList-DL-PC-Rqst,  
id-DL-TPC-Pattern01Count,  
id-DPC-Mode,  
id-DPCHConstant,  
id-DSCHs-to-Add-TDD,  
id-DSCH-Information-DeleteList-RL-ReconfPrepTDD,  
id-DSCH-Information-ModifyList-RL-ReconfPrepTDD,  
id-DSCH-InformationResponse,  
id-DSCH-TDD-Information,  
id-E-AGCH-And-E-RGCH-E-HICH-FDD-Scrambling-Code,  
id-E-AGCH-FDD-Code-Information,  
id-E-DCH-Capability,

id-E-DCH-TTI2ms-Capability,  
id-E-DCH-SF-Capability,  
id-E-DCH-HARQ-Combining-Capability,  
id-E-DCH-FDD-DL-Control-Channel-Information,  
id-E-DCH-FDD-Information,  
id-E-DCH-FDD-Information-Response,  
id-E-DCH-FDD-Information-to-Modify,  
id-E-DCH-FDD-Update-Information,  
id-E-DCH-MACdFlows-to-Add,  
id-E-DCH-MACdFlows-to-Delete,  
id-E-DCH-RearrangeList-Bearer-RearrangeInd,  
id-E-DCH-Resources-Information-AuditRsp,  
id-E-DCH-Resources-Information-ResourceStatusInd,  
id-E-DCH-RL-Indication,  
id-E-DCH-RL-Set-ID,  
id-E-DCH-Serving-Cell-Change-Info-Response,  
id-E-DCH-CapacityConsumptionLaw,  
id-E-DPCH-Information-RL-ReconfPrepFDD,  
id-E-DPCH-Information-RL-ReconfRqstFDD,  
id-E-DPCH-Information-RL-SetupRqstFDD,  
id-E-DPCH-Information-RL-AdditionReqFDD,  
id-E-RGCH-E-HICH-FDD-Code-Information,  
id-End-Of-Audit-Sequence-Indicator,  
id-FACH-Information,  
id-FACH-ParametersList-CTCH-ReconfRqstTDD,  
id-FACH-ParametersList-CTCH-SetupRsp,  
id-FACH-ParametersListIE-CTCH-ReconfRqstFDD,  
id-FACH-ParametersListIE-CTCH-SetupRqstFDD,  
id-FACH-ParametersListIE-CTCH-SetupRqstTDD,  
id-F-DPCH-Capability,  
id-F-DPCH-Information-RL-ReconfPrepFDD,  
id-F-DPCH-Information-RL-SetupRqstFDD,  
id-HSDPA-And-EDCH-CellPortion-Information-PSCH-ReconfRqst,  
id-HSDSCH-Configured-Indicator,  
id-HS-DSCH-Serving-Cell-Change-Info,  
id-HS-DSCH-Serving-Cell-Change-Info-Response,  
id-IndicationType-ResourceStatusInd,  
id-InformationExchangeID,  
id-InformationExchangeObjectType-InfEx-Rqst,  
id-InformationExchangeObjectType-InfEx-Rsp,  
id-InformationExchangeObjectType-InfEx-Rprt,  
id-InformationReportCharacteristics,  
id-InformationType,  
id-InitDL-Power,  
id-Initial-DL-DPCH-TimingAdjustment,  
id-Initial-DL-DPCH-TimingAdjustment-Allowed,  
id-InnerLoopDLPCStatus,  
id-IntStdPhCellSyncInfoItem-CellSyncReprtTDD,  
id-IPDLParameter-Information-Cell-ReconfRqstFDD,  
id-IPDLParameter-Information-Cell-SetupRqstFDD,  
id-IPDLParameter-Information-Cell-ReconfRqstTDD,  
id-IPDLParameter-Information-Cell-SetupRqstTDD,  
id-LateEntranceCellSyncInfoItem-CellSyncReprtTDD,  
id-Limited-power-increase-information-Cell-SetupRqstFDD,



id-Local-Cell-ID,  
id-Local-Cell-Group-InformationItem-AuditRsp,  
id-Local-Cell-Group-InformationItem-ResourceStatusInd,  
id-Local-Cell-Group-InformationItem2-ResourceStatusInd,  
id-Local-Cell-Group-InformationList-AuditRsp,  
id-Local-Cell-InformationItem-AuditRsp,  
id-Local-Cell-InformationItem-ResourceStatusInd,  
id-Local-Cell-InformationItem2-ResourceStatusInd,  
id-Local-Cell-InformationList-AuditRsp,  
id-AdjustmentPeriod,  
id-MaxAdjustmentStep,  
id-MaximumTransmissionPower,  
id-MeasurementFilterCoefficient,  
id-MeasurementID,  
id-MeasurementRecoveryBehavior,  
id-MeasurementRecoveryReportingIndicator,  
id-MeasurementRecoverySupportIndicator,  
id-MIB-SB-SIB-InformationList-SystemInfoUpdateRqst,  
id-MICH-CFN,  
id-MICH-Information-AuditRsp,  
id-MICH-Information-ResourceStatusInd,  
id-MICH-Parameters-CTCH-ReconfRqstFDD,  
id-MICH-Parameters-CTCH-ReconfRqstTDD,  
id-MICH-Parameters-CTCH-SetupRqstFDD,  
id-MICH-Parameters-CTCH-SetupRqstTDD,  
id-Modification-Period,  
id-multipleRL-dl-DPCH-InformationList,  
id-multipleRL-dl-DPCH-InformationModifyList,  
id-multipleRL-dl-CCTrCH-InformationModifyList-RL-ReconfRqstTDD,  
id-multiple-RL-Information-RL-ReconfPrepTDD,  
id-multiple-RL-Information-RL-ReconfRqstTDD,  
id-multipleRL-ul-DPCH-InformationList,  
id-multipleRL-ul-DPCH-InformationModifyList,  
id-NCyclesPerSFNperiod,  
id-NeighbouringCellMeasurementInformation,  
id-NI-Information-NotifUpdateCmd,  
id-NodeB-CommunicationContextID,  
id-NRepetitionsPerCyclePeriod,  
id-NumberOfReportedCellPortions,  
id-P-CCPCH-Information,  
id-P-CPICH-Information,  
id-P-SCH-Information,  
id-PCCPCH-Information-Cell-ReconfRqstTDD,  
id-PCCPCH-Information-Cell-SetupRqstTDD,  
id-PCH-Parameters-CTCH-ReconfRqstTDD,  
id-PCH-Parameters-CTCH-SetupRsp,  
id-PCH-ParametersItem-CTCH-ReconfRqstFDD,  
id-PCH-ParametersItem-CTCH-SetupRqstFDD,  
id-PCH-ParametersItem-CTCH-SetupRqstTDD,  
id-PCH-Information,  
id-PICH-ParametersItem-CTCH-ReconfRqstFDD,  
id-PDSCH-Information-AddListIE-PSCH-ReconfRqst,  
id-PDSCH-Information-ModifyListIE-PSCH-ReconfRqst,  
id-PDSCH-RL-ID,

id-PDSCH-Timeslot-Format-PSCH-ReconfRqst-LCR,  
id-PDSCHSets-AddList-PSCH-ReconfRqst,  
id-PDSCHSets-DeleteList-PSCH-ReconfRqst,  
id-PDSCHSets-ModifyList-PSCH-ReconfRqst,  
id-PICH-Information,  
id-PICH-Parameters-CTCH-ReconfRqstTDD,  
id-PICH-ParametersItem-CTCH-SetupRqstTDD,  
id-PowerAdjustmentType,  
id-Power-Local-Cell-Group-choice-CM-Rqst,  
id-Power-Local-Cell-Group-choice-CM-Rsp,  
id-Power-Local-Cell-Group-choice-CM-Rprt,  
id-Power-Local-Cell-Group-InformationItem-AuditRsp,  
id-Power-Local-Cell-Group-InformationItem-ResourceStatusInd,  
id-Power-Local-Cell-Group-InformationItem2-ResourceStatusInd,  
id-Power-Local-Cell-Group-InformationList-AuditRsp,  
id-Power-Local-Cell-Group-InformationList-ResourceStatusInd,  
id-Power-Local-Cell-Group-InformationList2-ResourceStatusInd,  
id-Power-Local-Cell-Group-ID,  
id-PRACH-Information,  
id-PRACHConstant,  
id-PRACH-ParametersItem-CTCH-SetupRqstTDD,  
id-PRACH-ParametersListIE-CTCH-ReconfRqstFDD,  
id-PrimaryCCPCH-Information-Cell-ReconfRqstFDD,  
id-PrimaryCCPCH-Information-Cell-SetupRqstFDD,  
id-PrimaryCPICH-Information-Cell-ReconfRqstFDD,  
id-PrimaryCPICH-Information-Cell-SetupRqstFDD,  
id-Primary-CPICH-Usage-for-Channel-Estimation,  
id-PrimarySCH-Information-Cell-ReconfRqstFDD,  
id-PrimarySCH-Information-Cell-SetupRqstFDD,  
id-PrimaryScramblingCode,  
id-SCH-Information-Cell-ReconfRqstTDD,  
id-SCH-Information-Cell-SetupRqstTDD,  
id-PUSCH-Information-AddListIE-PSCH-ReconfRqst,  
id-PUSCH-Information-ModifyListIE-PSCH-ReconfRqst,  
id-PUSCH-Timeslot-Format-PSCH-ReconfRqst-LCR,  
id-PUSCHConstant,  
id-PUSCHSets-AddList-PSCH-ReconfRqst,  
id-PUSCHSets-DeleteList-PSCH-ReconfRqst,  
id-PUSCHSets-ModifyList-PSCH-ReconfRqst,  
id-RACH-Information,  
id-RACH-Parameters-CTCH-SetupRsp,  
id-RACH-ParametersItem-CTCH-SetupRqstFDD,  
id-RACH-ParameterItem-CTCH-SetupRqstTDD,  
id-ReferenceClockAvailability,  
id-ReferenceSFNoffset,  
id-ReportCharacteristics,  
id-Reporting-Object-RL-FailureInd,  
id-Reporting-Object-RL-RestoreInd,  
id-ResetIndicator,  
id-RL-ID,  
id-RL-InformationItem-DM-Rprt,  
id-RL-InformationItem-DM-Rqst,  
id-RL-InformationItem-DM-Rsp,  
id-RL-InformationItem-RL-AdditionRqstFDD,

id-RL-informationItem-RL-DeletionRqst,  
id-RL-InformationItem-RL-FailureInd,  
id-RL-InformationItem-RL-PreemptRequiredInd,  
id-RL-InformationItem-RL-ReconfPrepFDD,  
id-RL-InformationItem-RL-ReconfRqstFDD,  
id-RL-InformationItem-RL-RestoreInd,  
id-RL-InformationItem-RL-SetupRqstFDD,  
id-RL-InformationList-RL-AdditionRqstFDD,  
id-RL-informationList-RL-DeletionRqst,  
id-RL-InformationList-RL-PreemptRequiredInd,  
id-RL-InformationList-RL-ReconfPrepFDD,  
id-RL-InformationList-RL-ReconfRqstFDD,  
id-RL-InformationList-RL-SetupRqstFDD,  
id-RL-InformationResponseItem-RL-AdditionRspFDD,  
id-RL-InformationResponseItem-RL-ReconfReady,  
id-RL-InformationResponseItem-RL-ReconfRsp,  
id-RL-InformationResponseItem-RL-SetupRspFDD,  
id-RL-InformationResponseList-RL-AdditionRspFDD,  
id-RL-InformationResponseList-RL-ReconfReady,  
id-RL-InformationResponseList-RL-ReconfRsp,  
id-RL-InformationResponseList-RL-SetupRspFDD,  
id-RL-InformationResponse-RL-AdditionRspTDD,  
id-RL-InformationResponse-RL-SetupRspTDD,  
id-RL-Information-RL-AdditionRqstTDD,  
id-RL-Information-RL-ReconfRqstTDD,  
id-RL-Information-RL-ReconfPrepTDD,  
id-RL-Information-RL-SetupRqstTDD,  
id-RL-ReconfigurationFailureItem-RL-ReconfFailure,  
id-RL-Set-InformationItem-DM-Rprt,  
id-RL-Set-InformationItem-DM-Rsp,  
id-RL-Set-InformationItem-RL-FailureInd,  
id-RL-Set-InformationItem-RL-RestoreInd,  
id-RL-Specific-DCH-Info,  
id-RL-Specific-E-DCH-Info,  
id-S-CCPCH-Information,  
id-S-CCPCH-InformationListExt-AuditRsp,  
id-S-CCPCH-InformationListExt-ResourceStatusInd,  
id-S-CCPCH-LCR-InformationListExt-AuditRsp,  
id-S-CCPCH-LCR-InformationListExt-ResourceStatusInd,  
id-S-CPICH-Information,  
id-SCH-Information,  
id-S-SCH-Information,  
id-Secondary-CCPCHListIE-CTCH-ReconfRqstTDD,  
id-Secondary-CCPCH-parameterListIE-CTCH-SetupRqstTDD,  
id-Secondary-CCPCH-Parameters-CTCH-ReconfRqstTDD,  
id-Secondary-CPICH-Information,  
id-SecondaryCPICH-InformationItem-Cell-ReconfRqstFDD,  
id-SecondaryCPICH-InformationItem-Cell-SetupRqstFDD,  
id-SecondaryCPICH-InformationList-Cell-ReconfRqstFDD,  
id-SecondaryCPICH-InformationList-Cell-SetupRqstFDD,  
id-Secondary-CPICH-Information-Change,  
id-SecondarySCH-Information-Cell-ReconfRqstFDD,  
id-SecondarySCH-Information-Cell-SetupRqstFDD,  
id-SegmentInformationListIE-SystemInfoUpdate,

id-Serving-Cell-Change-CFN,  
id-Serving-E-DCH-RL-ID,  
id-SFN,  
id-SFNReportingIndicator,  
id-ShutdownTimer,  
id-SignallingBearerRequestIndicator,  
id-Start-Of-Audit-Sequence-Indicator,  
id-Successful-RL-InformationRespItem-RL-AdditionFailureFDD,  
id-Successful-RL-InformationRespItem-RL-SetupFailureFDD,  
id-Synchronisation-Configuration-Cell-ReconfRqst,  
id-Synchronisation-Configuration-Cell-SetupRqst,  
id-SyncCase,  
id-SyncCaseIndicatorItem-Cell-SetupRqstTDD-PSCH,  
id-SyncFrameNumber,  
id-SynchronisationReportType,  
id-SynchronisationReportCharacteristics,  
id-SyncReportType-CellSyncReprtTDD,  
id-T-Cell,  
id-TargetCommunicationControlPortID,  
id-Transmission-Gap-Pattern-Sequence-Information,  
id-TimeSlotConfigurationList-Cell-ReconfRqstTDD,  
id-TimeSlotConfigurationList-Cell-SetupRqstTDD,  
id-timeslotInfo-CellSyncInitiationRqstTDD,  
id-TimeslotISCPInfo,  
id-TimingAdvanceApplied,  
id-TnlQos,  
id-TransmissionDiversityApplied,  
id-transportlayeraddress,  
id-Tstd-indicator,  
id-UARFCNforNt,  
id-UARFCNforNd,  
id-UARFCNforNu,  
id-UL-CCTrCH-InformationAddList-RL-ReconfPrepTDD,  
id-UL-CCTrCH-InformationDeleteItem-RL-ReconfRqstTDD,  
id-UL-CCTrCH-InformationDeleteList-RL-ReconfPrepTDD,  
id-UL-CCTrCH-InformationDeleteList-RL-ReconfRqstTDD,  
id-UL-CCTrCH-InformationItem-RL-SetupRqstTDD,  
id-UL-CCTrCH-InformationList-RL-AdditionRqstTDD,  
id-UL-CCTrCH-InformationList-RL-SetupRqstTDD,  
id-UL-CCTrCH-InformationModifyItem-RL-ReconfRqstTDD,  
id-UL-CCTrCH-InformationModifyList-RL-ReconfPrepTDD,  
id-UL-CCTrCH-InformationModifyList-RL-ReconfRqstTDD,  
id-UL-DPCH-InformationAddListIE-RL-ReconfPrepTDD,  
id-UL-DPCH-InformationItem-RL-AdditionRqstTDD,  
id-UL-DPCH-InformationList-RL-SetupRqstTDD,  
id-UL-DPCH-InformationModify-AddListIE-RL-ReconfPrepTDD,  
id-UL-DPCH-InformationModify-DeleteListIE-RL-ReconfPrepTDD,  
id-UL-DPCH-InformationModify-ModifyListIE-RL-ReconfPrepTDD,  
id-UL-DPCH-Information-RL-ReconfPrepFDD,  
id-UL-DPCH-Information-RL-ReconfRqstFDD,  
id-UL-DPCH-Information-RL-SetupRqstFDD,  
id-UL-DPCH-Indicator-For-E-DCH-Operation,  
id-Unsuccessful-cell-InformationRespItem-SyncAdjustmntFailureTDD,  
id-Unsuccessful-PDSCHSetItem-PSCH-ReconfFailureTDD,

id-Unsuccessful-PUSCHSetItem-PSCH-ReconfFailureTDD,  
id-Unsuccessful-RL-InformationRespItem-RL-AdditionFailureFDD,  
id-Unsuccessful-RL-InformationRespItem-RL-SetupFailureFDD,  
id-Unsuccessful-RL-InformationResp-RL-AdditionFailureTDD,  
id-Unsuccessful-RL-InformationResp-RL-SetupFailureTDD,  
id-USCH-Information-Add,  
id-USCH-Information-DeleteList-RL-ReconfPrepTDD,  
id-USCH-Information-ModifyList-RL-ReconfPrepTDD,  
id-USCH-InformationResponse,  
id-USCH-Information,  
id-USCH-RearrangeList-Bearer-RearrangeInd,  
id-DL-DPCH-LCR-Information-RL-SetupRqstTDD,  
id-DwPCH-LCR-Information ,  
id-DwPCH-LCR-InformationList-AuditRsp,  
id-DwPCH-LCR-Information-Cell-SetupRqstTDD,  
id-DwPCH-LCR-Information-Cell-ReconfRqstTDD,  
id-DwPCH-LCR-Information-ResourceStatusInd,  
id-maxFACH-Power-LCR-CTCH-SetupRqstTDD,  
id-maxFACH-Power-LCR-CTCH-ReconfRqstTDD,  
id-FPACH-LCR-Information,  
id-FPACH-LCR-Information-AuditRsp,  
id-FPACH-LCR-InformationList-AuditRsp,  
id-FPACH-LCR-InformationList-ResourceStatusInd,  
id-FPACH-LCR-Parameters-CTCH-SetupRqstTDD,  
id-FPACH-LCR-Parameters-CTCH-ReconfRqstTDD,  
id-PCCPCH-LCR-Information-Cell-SetupRqstTDD,  
id-PCH-Power-LCR-CTCH-SetupRqstTDD,  
id-PCH-Power-LCR-CTCH-ReconfRqstTDD,  
id-PICH-LCR-Parameters-CTCH-SetupRqstTDD,  
id-PRACH-LCR-ParametersList-CTCH-SetupRqstTDD,  
id-RL-InformationResponse-LCR-RL-SetupRspTDD ,  
id-Secondary-CCPCH-LCR-parameterList-CTCH-SetupRqstTDD,  
id-TimeSlot,  
id-TimeSlotConfigurationList-LCR-Cell-ReconfRqstTDD,  
id-TimeSlotConfigurationList-LCR-Cell-SetupRqstTDD,  
id-TimeslotISCP-LCR-InfoList-RL-SetupRqstTDD,  
id-TimeSlotLCR-CM-Rqst,  
id-UL-DPCH-LCR-Information-RL-SetupRqstTDD,  
id-DL-DPCH-InformationItem-LCR-RL-AdditionRqstTDD,  
id-UL-DPCH-InformationItem-LCR-RL-AdditionRqstTDD,  
id-TimeslotISCP-InformationList-LCR-RL-AdditionRqstTDD,  
id-DL-DPCH-LCR-InformationAddList-RL-ReconfPrepTDD,  
id-DL-DPCH-LCR-InformationModify-AddList-RL-ReconfPrepTDD,  
id-DL-Timeslot-LCR-InformationModify-ModifyList-RL-ReconfPrepTDD,  
id-TimeslotISCPInfoList-LCR-DL-PC-RqstTDD,  
id-UL-DPCH-LCR-InformationAddListIE-RL-ReconfPrepTDD,  
id-UL-DPCH-LCR-InformationModify-AddList,  
id-UL-TimeslotLCR-Information-RL-ReconfPrepTDD,  
id-UL-SIRTarget,  
id-PDSCH-AddInformation-LCR-PSCH-ReconfRqst,  
id-PDSCH-AddInformation-LCR-AddListIE-PSCH-ReconfRqst,  
id-PDSCH-ModifyInformation-LCR-PSCH-ReconfRqst,  
id-PDSCH-ModifyInformation-LCR-ModifyListIE-PSCH-ReconfRqst,  
id-PUSCH-AddInformation-LCR-PSCH-ReconfRqst,

id-PUSCH-AddInformation-LCR-AddListIE-PSCH-ReconfRqst,  
id-PUSCH-ModifyInformation-LCR-PSCH-ReconfRqst,  
id-PUSCH-ModifyInformation-LCR-ModifyListIE-PSCH-ReconfRqst,  
id-PUSCH-Info-DM-Rqst,  
id-PUSCH-Info-DM-Rsp,  
id-PUSCH-Info-DM-Rprt,  
id-RL-InformationResponse-LCR-RL-AdditionRspTDD,  
id-IPDLParameter-Information-LCR-Cell-SetupRqstTDD,  
id-IPDLParameter-Information-LCR-Cell-ReconfRqstTDD,  
id-HS-PDSCH-HS-SCCH-E-AGCH-E-RGCH-E-HICH-MaxPower-PSCH-ReconfRqst,  
id-HS-PDSCH-HS-SCCH-ScramblingCode-PSCH-ReconfRqst,  
id-HS-PDSCH-FDD-Code-Information-PSCH-ReconfRqst,  
id-HS-SCCH-FDD-Code-Information-PSCH-ReconfRqst,  
id-HS-PDSCH-TDD-Information-PSCH-ReconfRqst,  
id-Add-To-HS-SCCH-Resource-Pool-PSCH-ReconfRqst,  
id-Modify-HS-SCCH-Resource-Pool-PSCH-ReconfRqst,  
id-Delete-From-HS-SCCH-Resource-Pool-PSCH-ReconfRqst,  
id-SYNCDlCodeId-TransInitLCR-CellSyncInitiationRqstTDD,  
id-SYNCDlCodeId-MeasureInitLCR-CellSyncInitiationRqstTDD,  
id-SYNCDlCodeIdTransReconfInfoLCR-CellSyncReconfRqstTDD,  
id-SYNCDlCodeIdMeasReconfigurationLCR-CellSyncReconfRqstTDD,  
id-SYNCDlCodeIdMeasInfoList-CellSyncReconfRqstTDD,  
id-SyncDLCodeIdsMeasInfoList-CellSyncReprtTDD,  
id-NSubCyclesPerCyclePeriod-CellSyncReconfRqstTDD,  
id-DwPCH-Power,  
id-AccumulatedClockupdate-CellSyncReprtTDD,  
id-HSDPA-Capability,  
id-HSDSCH-FDD-Information,  
id-HSDSCH-FDD-Information-Response,  
id-HSDSCH-Information-to-Modify,  
id-HSDSCH-Information-to-Modify-Unsynchronised,  
id-HSDSCH-MACdFlows-to-Add,  
id-HSDSCH-MACdFlows-to-Delete,  
id-HSDSCH-RearrangeList-Bearer-RearrangeInd,  
id-HSDSCH-Resources-Information-AuditRsp,  
id-HSDSCH-Resources-Information-ResourceStatusInd,  
id-HSDSCH-RNTI,  
id-HSDSCH-TDD-Information,  
id-HSDSCH-TDD-Information-Response,  
id-HSPDSCH-RL-ID,  
id-HSSICH-Info-DM-Rprt,  
id-HSSICH-Info-DM-Rqst,  
id-HSSICH-Info-DM-Rsp,  
id-PrimCCPCH-RSCP-DL-PC-RqstTDD,  
id-HSDSCH-FDD-Update-Information,  
id-HSDSCH-TDD-Update-Information,  
id-UL-Synchronisation-Parameters-LCR,  
id-DL-DPCH-TimeSlotFormat-LCR-ModifyItem-RL-ReconfPrepTDD,  
id-UL-DPCH-TimeSlotFormat-LCR-ModifyItem-RL-ReconfPrepTDD,  
id-CCTrCH-Maximum-DL-Power-RL-SetupRqstTDD,  
id-CCTrCH-Minimum-DL-Power-RL-SetupRqstTDD,  
id-CCTrCH-Maximum-DL-Power-RL-AdditionRqstTDD,  
id-CCTrCH-Minimum-DL-Power-RL-AdditionRqstTDD,  
id-CCTrCH-Maximum-DL-Power-InformationAdd-RL-ReconfPrepTDD,

id-CCTrCH-Minimum-DL-Power-InformationAdd-RL-ReconfPrepTDD,  
id-CCTrCH-Maximum-DL-Power-InformationModify-RL-ReconfPrepTDD,  
id-CCTrCH-Minimum-DL-Power-InformationModify-RL-ReconfPrepTDD,  
id-Maximum-DL-Power-Modify-LCR-InformationModify-RL-ReconfPrepTDD,  
id-Minimum-DL-Power-Modify-LCR-InformationModify-RL-ReconfPrepTDD,  
id-DL-DPCH-LCR-InformationModify-ModifyList-RL-ReconfRqstTDD,  
id-CCTrCH-Maximum-DL-Power-InformationModify-RL-ReconfRqstTDD,  
id-CCTrCH-Minimum-DL-Power-InformationModify-RL-ReconfRqstTDD,  
id-TDD-TPC-UplinkStepSize-LCR-RL-SetupRqstTDD,  
id-TDD-TPC-UplinkStepSize-LCR-RL-AdditionRqstTDD,  
id-TDD-TPC-DownlinkStepSize-RL-AdditionRqstTDD,  
id-TDD-TPC-UplinkStepSize-InformationAdd-LCR-RL-ReconfPrepTDD,  
id-TDD-TPC-UplinkStepSize-InformationModify-LCR-RL-ReconfPrepTDD,  
id-TDD-TPC-DownlinkStepSize-InformationModify-RL-ReconfPrepTDD,  
id-TDD-TPC-DownlinkStepSize-InformationAdd-RL-ReconfPrepTDD,  
id-TimeslotISCP-LCR-InfoList-RL-ReconfPrepTDD,  
id-TimingAdjustmentValueLCR,  
id-PrimaryCCPCH-RSCP-Delta,  
id-Maximum-Target-ReceivedTotalWideBandPower,  
id-multiple-DedicatedMeasurementValueList-TDD-DM-Rsp,  
id-multiple-DedicatedMeasurementValueList-LCR-TDD-DM-Rsp,  
id-SynchronisationIndicator,  
id-Reference-ReceivedTotalWideBandPower,  
id-multiple-PUSCH-InfoList-DM-Rsp,  
id-multiple-PUSCH-InfoList-DM-Rprt,  
id-Target-NonServing-EDCH-To-Total-EDCH-Power-Ratio,  
id-multiple-HSSICHMeasurementValueList-TDD-DM-Rsp,  
id-tFCI-Presence,  
id-ueCapability-Info,

maxNrOfCCTrCHs,  
maxNrOfCellSyncBursts,  
maxNrOfCodes,  
maxNrOfDCHs,  
maxNrOfDLTSs,  
maxNrOfDLTSLCRs,  
maxNrOfDPCHs,  
maxNrOfDPCHsPerRL-1,  
maxNrOfDPCHLCRs,  
maxNrOfDPCHsLCRPerRL-1,  
maxNrOfDSCHs,  
maxNrOfFACHs,  
maxNrOfRRLs,  
maxNrOfRRLs-1,  
maxNrOfRRLs-2,  
maxNrOfRRLSets,  
maxNrOfPDSCHs,  
maxNrOfPUSCHs,  
maxNrOfPUSCHs-1,  
maxNrOfPRACHLCRs,  
maxNrOfPDSCHSets,  
maxNrOfPUSCHSets,  
maxNrOfReceptsPerSyncFrame,

```

maxNrOfSCCPCHs,
maxNrOfSCCPCHsinExt,
maxNrOfSCCPCHLCRs,
maxNrOfSCCPCHsLCRinExt,
maxNrOfULTSs,
maxNrOfULTSLCRs,
maxNrOfUSCHs,
maxFACHCell,
maxFPACHCell,
maxNoofLen,
maxRACHCell,
maxPRACHCell,
maxSCCPCHCell,
maxSCCPCHCellinExt,
maxSCCPCHCellinExtLCR,
maxSCPICHCell,
maxCellinNodeB,
maxCCPinNodeB,
maxCommunicationContext,
maxLocalCellinNodeB,
maxNrOfSlotFormatsPRACH,
maxIB,
maxIBSEG,
maxNrOfCellPortionsPerCell,
maxNrOfHSSCCHs,
maxNrOfHSSICHs,
maxNrOfHSSICHs-1,
maxNrOfHSPDSCHs,
maxNrOfSyncFramesLCR,
maxNrOfReceptionsperSyncFrameLCR,
maxNrOfSyncDLCodesLCR,
maxNrOfMACdFlows,
maxNrOfEDCHMACdFlows
FROM NBAP-Constants;

-- *****
--
-- COMMON TRANSPORT CHANNEL SETUP REQUEST FDD
--
-- *****

CommonTransportChannelSetupRequestFDD ::= SEQUENCE {
    protocolIEs          ProtocolIE-Container  {{CommonTransportChannelSetupRequestFDD-IEs}},
    protocolExtensions   ProtocolExtensionContainer  {{CommonTransportChannelSetupRequestFDD-Extensions}}  OPTIONAL,
    ...
}

CommonTransportChannelSetupRequestFDD-Extensions NBAP-PROTOCOL-EXTENSION ::= {
    ...
}

CommonTransportChannelSetupRequestFDD-IEs NBAP-PROTOCOL-IES ::= {
    { ID      id-C-ID          CRITICALITY reject      TYPE      C-ID          PRESENCE mandatory }|
    { ID      id-ConfigurationGenerationID  CRITICALITY reject      TYPE      ConfigurationGenerationID  PRESENCE mandatory }|
}

```



```

    { ID id-CommonPhysicalChannelType-CTCH-SetupRqstFDD      CRITICALITY ignore      TYPE      CommonPhysicalChannelType-CTCH-SetupRqstFDD
      PRESENCE      mandatory      },
    ...
}

CommonPhysicalChannelType-CTCH-SetupRqstFDD ::= CHOICE {
  secondary-CCPCH-parameters      Secondary-CCPCH-CTCH-SetupRqstFDD,
  pRACH-parameters                PRACH-CTCH-SetupRqstFDD,
  notUsed-pCPCHes-parameters      NULL,
  ...
}

Secondary-CCPCH-CTCH-SetupRqstFDD ::= SEQUENCE {
  commonPhysicalChannelID          CommonPhysicalChannelID,
  fdd-S-CCPCH-Offset              FDD-S-CCPCH-Offset,
  dl-ScramblingCode               DL-ScramblingCode      OPTIONAL,
  -- This IE shall be present if the PCH Parameters IE is not present
  fdd-DL-ChannelisationCodeNumber FDD-DL-ChannelisationCodeNumber,
  tFCS                             TFCS,
  secondary-CCPCH-SlotFormat      SecondaryCCPCH-SlotFormat,
  tFCI-Presence                   TFCI-Presence      OPTIONAL,
  -- This IE shall be present if the Secondary CCPCH Slot Format is set to any of the values from 8 to 17
  multiplexingPosition            MultiplexingPosition,
  powerOffsetInformation           PowerOffsetInformation-CTCH-SetupRqstFDD,
  sTTD-Indicator                 STTD-Indicator,
  fACH-Parameters                FACH-ParametersList-CTCH-SetupRqstFDD      OPTIONAL,
  pCH-Parameters                 PCH-Parameters-CTCH-SetupRqstFDD      OPTIONAL,
  iE-Extensions                   ProtocolExtensionContainer { { Secondary-CCPCHItem-CTCH-SetupRqstFDD-ExtIEs } }      OPTIONAL,
  ...
}

Secondary-CCPCHItem-CTCH-SetupRqstFDD-ExtIEs NBAP-PROTOCOL-EXTENSION ::= {
  { ID id-MICH-Parameters-CTCH-SetupRqstFDD      CRITICALITY reject      EXTENSION MICH-Parameters-CTCH-SetupRqstFDD      PRESENCE optional } |
  { ID id-FDD-S-CCPCH-FrameOffset-CTCH-SetupRqstFDD      CRITICALITY reject      EXTENSION FDD-S-CCPCH-FrameOffset      PRESENCE optional },
  ...
}

PowerOffsetInformation-CTCH-SetupRqstFDD ::= SEQUENCE {
  p01-ForTFCI-Bits                PowerOffset,
  p03-ForPilotBits                PowerOffset,
  iE-Extensions                   ProtocolExtensionContainer { { PowerOffsetInformation-CTCH-SetupRqstFDD-ExtIEs } }      OPTIONAL,
  ...
}

PowerOffsetInformation-CTCH-SetupRqstFDD-ExtIEs NBAP-PROTOCOL-EXTENSION ::= {
  ...
}

FACH-ParametersList-CTCH-SetupRqstFDD ::= ProtocolIE-Single-Container {{ FACH-ParametersListIEs-CTCH-SetupRqstFDD }}

FACH-ParametersListIEs-CTCH-SetupRqstFDD NBAP-PROTOCOL-IES ::= {
  { ID id-FACH-ParametersListIE-CTCH-SetupRqstFDD      CRITICALITY reject      TYPE FACH-ParametersListIE-CTCH-SetupRqstFDD      PRESENCE mandatory }
}

```

```

FACH-ParametersListIE-CTCH-SetupRqstFDD ::= SEQUENCE (SIZE (1..maxNrOfFACHs)) OF FACH-ParametersItem-CTCH-SetupRqstFDD

FACH-ParametersItem-CTCH-SetupRqstFDD ::= SEQUENCE {
    commonTransportChannelID      CommonTransportChannelID,
    transportFormatSet            TransportFormatSet,
    toAWS                         ToAWS,
    toAWE                         ToAWE,
    maxFACH-Power                DL-Power,
    iE-Extensions                 ProtocolExtensionContainer { { FACH-ParametersItem-CTCH-SetupRqstFDD-ExtIEs } }    OPTIONAL,
    ...
}

FACH-ParametersItem-CTCH-SetupRqstFDD-ExtIEs NBAP-PROTOCOL-EXTENSION ::= {
    { ID    id-bindingID          CRITICALITY ignore     EXTENSION  BindingID          PRESENCE  optional }|
    { ID    id-transportlayeraddress  CRITICALITY ignore     EXTENSION  TransportLayerAddress  PRESENCE  optional },
    ...
}

PCH-Parameters-CTCH-SetupRqstFDD ::= ProtocolIE-Single-Container {{ PCH-ParametersIE-CTCH-SetupRqstFDD }}

PCH-ParametersIE-CTCH-SetupRqstFDD NBAP-PROTOCOL-IES ::= {
    { ID id-PCH-ParametersItem-CTCH-SetupRqstFDD  CRITICALITY reject  TYPE PCH-ParametersItem-CTCH-SetupRqstFDD  PRESENCE mandatory }
}

PCH-ParametersItem-CTCH-SetupRqstFDD ::= SEQUENCE {
    commonTransportChannelID      CommonTransportChannelID,
    transportFormatSet            TransportFormatSet,
    toAWS                         ToAWS,
    toAWE                         ToAWE,
    pCH-Power                    DL-Power,
    pICH-Parameters              PICH-Parameters-CTCH-SetupRqstFDD,
    iE-Extensions                 ProtocolExtensionContainer { { PCH-ParametersItem-CTCH-SetupRqstFDD-ExtIEs } }    OPTIONAL,
    ...
}

PCH-ParametersItem-CTCH-SetupRqstFDD-ExtIEs NBAP-PROTOCOL-EXTENSION ::= {
    { ID    id-bindingID          CRITICALITY ignore     EXTENSION  BindingID          PRESENCE  optional }|
    { ID    id-transportlayeraddress  CRITICALITY ignore     EXTENSION  TransportLayerAddress  PRESENCE  optional },
    ...
}

PICH-Parameters-CTCH-SetupRqstFDD ::= SEQUENCE {
    commonPhysicalChannelID      CommonPhysicalChannelID,
    fdd-dl-ChannelisationCodeNumber  FDD-DL-ChannelisationCodeNumber,
    pICH-Power                   PICH-Power,
    pICH-Mode                    PICH-Mode,
    sTTD-Indicator               STTD-Indicator,
    iE-Extensions                 ProtocolExtensionContainer { { PICH-Parameters-CTCH-SetupRqstFDD-ExtIEs } }    OPTIONAL,
    ...
}

PICH-Parameters-CTCH-SetupRqstFDD-ExtIEs NBAP-PROTOCOL-EXTENSION ::= {
    ...
}

```

```

MICH-Parameters-CTCH-SetupRqstFDD ::= SEQUENCE {
    commonPhysicalChannelID          CommonPhysicalChannelID,
    fdd-dl-ChannelisationCodeNumber  FDD-DL-ChannelisationCodeNumber,
    mICH-Power                       PICH-Power,
    mICH-Mode                        MICH-Mode,
    sTTD-Indicator                   STTD-Indicator,
    iE-Extensions                    ProtocolExtensionContainer { { MICH-Parameters-CTCH-SetupRqstFDD-ExtIEs } }    OPTIONAL,
    ...
}

MICH-Parameters-CTCH-SetupRqstFDD-ExtIEs NBAP-PROTOCOL-EXTENSION ::= {
    ...
}

PRACH-CTCH-SetupRqstFDD ::= SEQUENCE {
    commonPhysicalChannelID          CommonPhysicalChannelID,
    scramblingCodeNumber            ScramblingCodeNumber,
    tFCS                             TFCS,
    preambleSignatures              PreambleSignatures,
    allowedSlotFormatInformationList AllowedSlotFormatInformationList-CTCH-SetupRqstFDD,
    rACH-SubChannelNumbers          RACH-SubChannelNumbers,
    ul-punctureLimit                PunctureLimit,
    preambleThreshold               PreambleThreshold,
    rACH-Parameters                 RACH-Parameters-CTCH-SetupRqstFDD,
    aICH-Parameters                 AICH-Parameters-CTCH-SetupRqstFDD,
    iE-Extensions                    ProtocolExtensionContainer { { PRACHItem-CTCH-SetupRqstFDD-ExtIEs } }    OPTIONAL,
    ...
}

PRACHItem-CTCH-SetupRqstFDD-ExtIEs NBAP-PROTOCOL-EXTENSION ::= {
    ...
}

AllowedSlotFormatInformationList-CTCH-SetupRqstFDD ::= SEQUENCE (SIZE (1.. maxNrOfSlotFormatsPRACH)) OF AllowedSlotFormatInformationItem-CTCH-SetupRqstFDD

AllowedSlotFormatInformationItem-CTCH-SetupRqstFDD ::= SEQUENCE {
    rACHSlotFormat                  RACH-SlotFormat,
    iE-Extensions                   ProtocolExtensionContainer { { AllowedSlotFormatInformationItem-CTCH-SetupRqstFDD-ExtIEs } }
    OPTIONAL,
    ...
}

AllowedSlotFormatInformationItem-CTCH-SetupRqstFDD-ExtIEs NBAP-PROTOCOL-EXTENSION ::= {
    ...
}

RACH-Parameters-CTCH-SetupRqstFDD ::= ProtocolIE-Single-Container { { RACH-ParametersIE-CTCH-SetupRqstFDD } }

RACH-ParametersIE-CTCH-SetupRqstFDD NBAP-PROTOCOL-IES ::= {
    { ID id-RACH-ParametersItem-CTCH-SetupRqstFDD    CRITICALITY reject    TYPE RACH-ParametersItem-CTCH-SetupRqstFDD    PRESENCE mandatory }
}

```

```

RACH-ParametersItem-CTCH-SetupRqstFDD ::= SEQUENCE {
    commonTransportChannelID          CommonTransportChannelID,
    transportFormatSet                TransportFormatSet,
    iE-Extensions                     ProtocolExtensionContainer  { { RACH-ParametersItem-CTCH-SetupRqstFDD-ExtIEs} }  OPTIONAL,
    ...
}

RACH-ParametersItem-CTCH-SetupRqstFDD-ExtIEs NBAP-PROTOCOL-EXTENSION ::= {
    { ID      id-bindingID          CRITICALITY ignore     EXTENSION  BindingID          PRESENCE  optional } |
    { ID      id-transportlayeraddress  CRITICALITY ignore     EXTENSION  TransportLayerAddress  PRESENCE  optional },
    ...
}

AICH-Parameters-CTCH-SetupRqstFDD ::= SEQUENCE {
    commonPhysicalChannelID          CommonPhysicalChannelID,
    aICH-TransmissionTiming          AICH-TransmissionTiming,
    fdd-dl-ChannelisationCodeNumber  FDD-DL-ChannelisationCodeNumber,
    aICH-Power                       AICH-Power,
    sTTD-Indicator                   STTD-Indicator,
    iE-Extensions                     ProtocolExtensionContainer  { { AICH-Parameters-CTCH-SetupRqstFDD-ExtIEs} }  OPTIONAL,
    ...
}

AICH-Parameters-CTCH-SetupRqstFDD-ExtIEs NBAP-PROTOCOL-EXTENSION ::= {
    ...
}

-- *****
--
-- COMMON TRANSPORT CHANNEL SETUP REQUEST TDD
--
-- *****

CommonTransportChannelSetupRequestTDD ::= SEQUENCE {
    protocolIEs          ProtocolIE-Container  {{CommonTransportChannelSetupRequestTDD-IEs}},
    protocolExtensions  ProtocolExtensionContainer  {{CommonTransportChannelSetupRequestTDD-Extensions}}  OPTIONAL,
    ...
}

CommonTransportChannelSetupRequestTDD-IEs NBAP-PROTOCOL-IES ::= {
    { ID      id-C-ID          CRITICALITY reject     TYPE C-ID          PRESENCE mandatory } |
    { ID      id-ConfigurationGenerationID  CRITICALITY reject     TYPE ConfigurationGenerationID  PRESENCE mandatory } |
    { ID      id-CommonPhysicalChannelType-CTCH-SetupRqstTDD  CRITICALITY ignore     TYPE CommonPhysicalChannelType-CTCH-SetupRqstTDD  PRESENCE mandatory },
    ...
}

CommonTransportChannelSetupRequestTDD-Extensions NBAP-PROTOCOL-EXTENSION ::= {
    ...
}

CommonPhysicalChannelType-CTCH-SetupRqstTDD ::= CHOICE {
    secondary-CCPCH-parameters  Secondary-CCPCH-CTCH-SetupRqstTDD,
    PRACH-parameters            PRACH-CTCH-SetupRqstTDD,
}

```

```

}
...
}
Secondary-CCPCH-CTCH-SetupRqstTDD ::= SEQUENCE {
  sCCPCH-CCTrCH-ID          CCTrCH-ID, -- For DL CCTrCH supporting one or several Secondary CCPCHs
  tFCS                      TFCS,       -- For DL CCTrCH supporting one or several Secondary CCPCHs
  tFCI-Coding               TFCI-Coding,
  punctureLimit             PunctureLimit,
  secondaryCCPCH-parameterList Secondary-CCPCH-parameterList-CTCH-SetupRqstTDD,
  fACH-ParametersList       FACH-ParametersList-CTCH-SetupRqstTDD          OPTIONAL,
  pCH-Parameters            PCH-Parameters-CTCH-SetupRqstTDD             OPTIONAL,
  iE-Extensions             ProtocolExtensionContainer {{Secondary-CCPCHItem-CTCH-SetupRqstTDD-ExtIEs}} OPTIONAL,
  ...
}

Secondary-CCPCHItem-CTCH-SetupRqstTDD-ExtIEs NBAP-PROTOCOL-EXTENSION ::= {
  { ID id-Tstd-indicator          CRITICALITY reject  EXTENSION TSTD-Indicator          PRESENCE optional }|
  { ID id-MICH-Parameters-CTCH-SetupRqstTDD CRITICALITY reject  EXTENSION MICH-Parameters-CTCH-SetupRqstTDD PRESENCE optional }|
  { ID id-Additional-S-CCPCH-Parameters-CTCH-SetupRqstTDD CRITICALITY reject  EXTENSION Secondary-CCPCH-parameterExtendedList-CTCH-SetupRqstTDD PRESENCE optional }|
  -- Applicable to 3.84Mcps TDD only, used when more than maxNrOfSCCPCHs SCCPCHs are to be established.
  { ID id-Additional-S-CCPCH-LCR-Parameters-CTCH-SetupRqstTDD CRITICALITY reject  EXTENSION Secondary-CCPCH-LCR-parameterExtendedList-CTCH-SetupRqstTDD PRESENCE optional },
  -- Applicable to 1.28Mcps TDD only, used when more than maxNrOfSCCPCHLCRs SCCPCHs are to be established.
  ...
}

Secondary-CCPCH-parameterList-CTCH-SetupRqstTDD ::= ProtocolIE-Single-Container {{ Secondary-CCPCH-parameterListIEs-CTCH-SetupRqstTDD }}

Secondary-CCPCH-parameterListIEs-CTCH-SetupRqstTDD NBAP-PROTOCOL-IES ::= {
  { ID id-Secondary-CCPCH-parameterListIE-CTCH-SetupRqstTDD CRITICALITY reject  TYPE Secondary-CCPCH-parameterListIE-CTCH-SetupRqstTDD PRESENCE optional }|
  { ID id-Secondary-CCPCH-LCR-parameterList-CTCH-SetupRqstTDD CRITICALITY reject  TYPE Secondary-CCPCH-LCR-parameterList-CTCH-SetupRqstTDD PRESENCE optional }
}

Secondary-CCPCH-parameterListIE-CTCH-SetupRqstTDD ::= SEQUENCE (SIZE (1..maxNrOfSCCPCHs)) OF Secondary-CCPCH-parameterItem-CTCH-SetupRqstTDD

Secondary-CCPCH-parameterItem-CTCH-SetupRqstTDD ::= SEQUENCE {
  commonPhysicalChannelID CommonPhysicalChannelID,
  tdd-ChannelisationCode  TDD-ChannelisationCode,
  timeslot                TimeSlot,
  midambleShiftandBurstType MidambleShiftAndBurstType,
  tdd-PhysicalChannelOffset TDD-PhysicalChannelOffset,
  repetitionPeriod        RepetitionPeriod,
  repetitionLength        RepetitionLength,
  s-CCPCH-Power           DL-Power,
  iE-Extensions           ProtocolExtensionContainer { { Secondary-CCPCH-parameterItem-CTCH-SetupRqstTDD-ExtIEs } }
  OPTIONAL,
  ...
}

Secondary-CCPCH-parameterItem-CTCH-SetupRqstTDD-ExtIEs NBAP-PROTOCOL-EXTENSION ::= {
  { ID id-tFCI-Presence          CRITICALITY notify  EXTENSION TFCI-Presence          PRESENCE optional},

```

```

}
...
}
FACH-ParametersList-CTCH-SetupRqstTDD ::= ProtocolIE-Single-Container {{ FACH-ParametersListIEs-CTCH-SetupRqstTDD }}

FACH-ParametersListIEs-CTCH-SetupRqstTDD NBAP-PROTOCOL-IES ::= {
  { ID id-FACH-ParametersListIE-CTCH-SetupRqstTDD  CRITICALITY reject    TYPE FACH-ParametersListIE-CTCH-SetupRqstTDD  PRESENCE mandatory }
}

FACH-ParametersListIE-CTCH-SetupRqstTDD ::= SEQUENCE (SIZE (1..maxNrOfFACHs)) OF FACH-ParametersItem-CTCH-SetupRqstTDD

FACH-ParametersItem-CTCH-SetupRqstTDD ::= SEQUENCE {
  commonTransportChannelID      CommonTransportChannelID,
  fACH-CCTrCH-ID                CCTrCH-ID,
  dl-TransportFormatSet         TransportFormatSet,
  toAWS                          ToAWS,
  toAWE                          ToAWE,
  iE-Extensions                 ProtocolExtensionContainer { { FACH-ParametersItem-CTCH-SetupRqstTDD-ExtIEs} }    OPTIONAL,
  ...
}

FACH-ParametersItem-CTCH-SetupRqstTDD-ExtIEs NBAP-PROTOCOL-EXTENSION ::= {
  { ID id-maxFACH-Power-LCR-CTCH-SetupRqstTDD  CRITICALITY reject  EXTENSION DL-Power          PRESENCE optional }|
  -- Applicable to 1.28Mcps TDD only
  { ID id-bindingID                            CRITICALITY ignore    EXTENSION BindingID          PRESENCE optional }|
  -- Shall be ignored if bearer establishment with ALCAP.
  { ID id-transportlayeraddress                CRITICALITY ignore    EXTENSION TransportLayerAddress  PRESENCE optional },
  -- Shall be ignored if bearer establishment with ALCAP.
  ...
}

PCH-Parameters-CTCH-SetupRqstTDD ::= ProtocolIE-Single-Container {{ PCH-ParametersIE-CTCH-SetupRqstTDD }}

PCH-ParametersIE-CTCH-SetupRqstTDD NBAP-PROTOCOL-IES ::= {
  { ID id-PCH-ParametersItem-CTCH-SetupRqstTDD  CRITICALITY reject    TYPE PCH-ParametersItem-CTCH-SetupRqstTDD  PRESENCE mandatory }
}

PCH-ParametersItem-CTCH-SetupRqstTDD ::= SEQUENCE {
  commonTransportChannelID      CommonTransportChannelID,
  pCH-CCTrCH-ID                CCTrCH-ID,
  dl-TransportFormatSet         TransportFormatSet, -- For the DL.
  toAWS                          ToAWS,
  toAWE                          ToAWE,
  pICH-Parameters               PICH-Parameters-CTCH-SetupRqstTDD,
  iE-Extensions                 ProtocolExtensionContainer { { PCH-ParametersItem-CTCH-SetupRqstTDD-ExtIEs} }    OPTIONAL,
  ...
}

PCH-ParametersItem-CTCH-SetupRqstTDD-ExtIEs NBAP-PROTOCOL-EXTENSION ::= {
  { ID id-PCH-Power-LCR-CTCH-SetupRqstTDD      CRITICALITY reject  EXTENSION DL-Power          PRESENCE optional }|
  { ID id-bindingID                            CRITICALITY ignore    EXTENSION BindingID          PRESENCE optional }|
  -- Shall be ignored if bearer establishment with ALCAP.
  { ID id-transportlayeraddress                CRITICALITY ignore    EXTENSION TransportLayerAddress  PRESENCE optional },
  -- Shall be ignored if bearer establishment with ALCAP.
}

```

```

}
...
}
PICH-Parameters-CTCH-SetupRqstTDD ::= ProtocolIE-Single-Container {{ PICH-ParametersIE-CTCH-SetupRqstTDD }}

PICH-ParametersIE-CTCH-SetupRqstTDD NBAP-PROTOCOL-IES ::= {
  { ID id-PICH-ParametersItem-CTCH-SetupRqstTDD   CRITICALITY reject   TYPE PICH-ParametersItem-CTCH-SetupRqstTDD   PRESENCE optional } |
  { ID id-PICH-LCR-Parameters-CTCH-SetupRqstTDD   CRITICALITY reject   TYPE PICH-LCR-Parameters-CTCH-SetupRqstTDD   PRESENCE optional }
}

PICH-ParametersItem-CTCH-SetupRqstTDD ::= SEQUENCE {
  commonPhysicalChannelID      CommonPhysicalChannelID,
  tdd-ChannelisationCode      TDD-ChannelisationCode,
  timeSlot                    TimeSlot,
  midambleShiftAndBurstType    MidambleShiftAndBurstType,
  tdd-PhysicalChannelOffset    TDD-PhysicalChannelOffset,
  repetitionPeriod            RepetitionPeriod,
  repetitionLength            RepetitionLength,
  pagingIndicatorLength        PagingIndicatorLength,
  pICH-Power                  PICH-Power,
  iE-Extensions                ProtocolExtensionContainer { { PICH-ParametersItem-CTCH-SetupRqstTDD-ExtIEs } }    OPTIONAL,
  ...
}

PICH-ParametersItem-CTCH-SetupRqstTDD-ExtIEs NBAP-PROTOCOL-EXTENSION ::= {
  ...
}

PICH-LCR-Parameters-CTCH-SetupRqstTDD ::= SEQUENCE {
  commonPhysicalChannelID      CommonPhysicalChannelID,
  tdd-ChannelisationCodeLCR    TDD-ChannelisationCodeLCR,
  timeSlotLCR                  TimeSlotLCR,
  midambleShiftLCR            MidambleShiftLCR,
  tdd-PhysicalChannelOffset    TDD-PhysicalChannelOffset,
  repetitionPeriod            RepetitionPeriod,
  repetitionLength            RepetitionLength,
  pagingIndicatorLength        PagingIndicatorLength,
  pICH-Power                  PICH-Power,
  second-TDD-ChannelisationCodeLCR TDD-ChannelisationCodeLCR,
  iE-Extensions                ProtocolExtensionContainer { { PICH-LCR-ParametersItem-CTCH-SetupRqstTDD-ExtIEs } }    OPTIONAL,
  ...
}

PICH-LCR-ParametersItem-CTCH-SetupRqstTDD-ExtIEs NBAP-PROTOCOL-EXTENSION ::= {
  { ID id-Tstd-indicator      CRITICALITY reject      EXTENSION TSTD-Indicator      PRESENCE optional },
  -- Applicable to 1.28 Mcps TDD only
  ...
}

Secondary-CCPCH-LCR-parameterList-CTCH-SetupRqstTDD ::= SEQUENCE (SIZE (1..maxNrOfSCCPCHLCRs)) OF Secondary-CCPCH-LCR-parameterItem-CTCH-SetupRqstTDD

Secondary-CCPCH-LCR-parameterItem-CTCH-SetupRqstTDD ::= SEQUENCE {
  commonPhysicalChannelID      CommonPhysicalChannelID,

```

```

    tdd-ChannelisationCodeLCR          TDD-ChannelisationCodeLCR,
    timeslotLCR                        TimeSlotLCR,
    midambleShiftLCR                   MidambleShiftLCR,
    tdd-PhysicalChannelOffset          TDD-PhysicalChannelOffset,
    repetitionPeriod                   RepetitionPeriod,
    repetitionLength                   RepetitionLength,
    s-CCPCH-Power                      DL-Power,
    s-CCPCH-TimeSlotFormat-LCR        TDD-DL-DPCH-TimeSlotFormat-LCR,
    iE-Extensions                      ProtocolExtensionContainer { { Secondary-CCPCH-LCR-parameterItem-CTCH-SetupRqstTDD-ExtIEs } }
    OPTIONAL,
    ...
}

Secondary-CCPCH-LCR-parameterItem-CTCH-SetupRqstTDD-ExtIEs NBAP-PROTOCOL-EXTENSION ::= {
    ...
}

MICH-Parameters-CTCH-SetupRqstTDD ::= SEQUENCE {
    commonPhysicalChannelID           CommonPhysicalChannelID,
    tdd-PhysicalChannelOffset         TDD-PhysicalChannelOffset,
    repetitionPeriod                  RepetitionPeriod,
    repetitionLength                  RepetitionLength,
    notificationIndicatorLength       NotificationIndicatorLength,
    mICH-Power                        PICH-Power,
    mICH-TDDOption-Specific-Parameters MICH-TDDOption-Specific-Parameters-CTCH-SetupRqstTDD,
    iE-Extensions                    ProtocolExtensionContainer { { MICH-Parameters-CTCH-SetupRqstTDD-ExtIEs } }
    OPTIONAL,
    ...
}

MICH-Parameters-CTCH-SetupRqstTDD-ExtIEs NBAP-PROTOCOL-EXTENSION ::= {
    ...
}

MICH-TDDOption-Specific-Parameters-CTCH-SetupRqstTDD ::= CHOICE {
    hCR-TDD                           MICH-HCR-Parameters-CTCH-SetupRqstTDD,
    lCR-TDD                           MICH-LCR-Parameters-CTCH-SetupRqstTDD,
    ...
}

MICH-HCR-Parameters-CTCH-SetupRqstTDD ::= SEQUENCE {
    tdd-ChannelisationCode           TDD-ChannelisationCode,
    timeSlot                         TimeSlot,
    midambleShiftAndBurstType        MidambleShiftAndBurstType,
    iE-Extensions                   ProtocolExtensionContainer { { MICH-HCR-Parameters-CTCH-SetupRqstTDD-ExtIEs } }
    OPTIONAL,
    ...
}

MICH-HCR-Parameters-CTCH-SetupRqstTDD-ExtIEs NBAP-PROTOCOL-EXTENSION ::= {
    ...
}

MICH-LCR-Parameters-CTCH-SetupRqstTDD ::= SEQUENCE {
    tdd-ChannelisationCodeLCR        TDD-ChannelisationCodeLCR,
    timeSlotLCR                     TimeSlotLCR,

```



```

midambleShiftLCR                MidambleShiftLCR,
second-TDD-ChannelisationCodeLCR  TDD-ChannelisationCodeLCR,
tSTD-Indicator                   tSTD-Indicator,
iE-Extensions                     ProtocolExtensionContainer { { MICH-LCR-Parameters-CTCH-SetupRqstTDD-ExtIEs } }    OPTIONAL,
...
}

MICH-LCR-Parameters-CTCH-SetupRqstTDD-ExtIEs NBAP-PROTOCOL-EXTENSION ::= {
...
}

Secondary-CCPCH-parameterExtendedList-CTCH-SetupRqstTDD ::= SEQUENCE (SIZE (1..maxNrOfSCCPCHsinExt)) OF Secondary-CCPCH-parameterItem-CTCH-SetupRqstTDD
-- Applicable to 3.84Mcps TDD only, used when more than maxNrOfSCCPCHs SCCPCHs are to be established.

Secondary-CCPCH-LCR-parameterExtendedList-CTCH-SetupRqstTDD ::= SEQUENCE (SIZE (1..maxNrOfSCCPCHLCRinExt)) OF Secondary-CCPCH-LCR-parameterItem-CTCH-SetupRqstTDD
-- Applicable to 1.28Mcps TDD only, used when more than maxNrOfSCCPCHLCRs SCCPCHs are to be established.

PRACH-CTCH-SetupRqstTDD ::= SEQUENCE {
    pRACH-Parameters-CTCH-SetupRqstTDD    PRACH-Parameters-CTCH-SetupRqstTDD,
    iE-Extensions                          ProtocolExtensionContainer { { PRACH-CTCH-SetupRqstTDD-ExtIEs } }    OPTIONAL,
    ...
}

PRACH-CTCH-SetupRqstTDD-ExtIEs NBAP-PROTOCOL-EXTENSION ::= {
    { ID id-FPACH-LCR-Parameters-CTCH-SetupRqstTDD CRITICALITY reject EXTENSION FPACH-LCR-Parameters-CTCH-SetupRqstTDD PRESENCE optional },
    -- Mandatory for 1.28Mcps TDD, Not Applicable to 3.84Mcps TDD
    ...
}

PRACH-Parameters-CTCH-SetupRqstTDD ::= ProtocolIE-Single-Container { { PRACH-ParametersIE-CTCH-SetupRqstTDD } }

PRACH-ParametersIE-CTCH-SetupRqstTDD NBAP-PROTOCOL-IES ::= {
    { ID id-PRACH-ParametersItem-CTCH-SetupRqstTDD CRITICALITY reject TYPE PRACH-ParametersItem-CTCH-SetupRqstTDD PRESENCE optional } |
    { ID id-PRACH-LCR-ParametersList-CTCH-SetupRqstTDD CRITICALITY reject TYPE PRACH-LCR-ParametersList-CTCH-SetupRqstTDD PRESENCE optional }
}

PRACH-ParametersItem-CTCH-SetupRqstTDD ::= SEQUENCE {
    commonPhysicalChannelID    CommonPhysicalChannelID,
    tFCS                        TFCS,
    timeslot                    TimeSlot,
    tdd-ChannelisationCode      TDD-ChannelisationCode,
    maxPRACH-MidambleShifts     MaxPRACH-MidambleShifts,
    pRACH-Midamble              PRACH-Midamble,
    rACH                        RACH-Parameter-CTCH-SetupRqstTDD,
    iE-Extensions               ProtocolExtensionContainer { { PRACH-ParametersItem-CTCH-SetupRqstTDD-ExtIEs } }    OPTIONAL,
    ...
}

PRACH-ParametersItem-CTCH-SetupRqstTDD-ExtIEs NBAP-PROTOCOL-EXTENSION ::= {
...
}

```

```

RACH-Parameter-CTCH-SetupRqstTDD ::= ProtocolIE-Single-Container {{ RACH-ParameterIE-CTCH-SetupRqstTDD }}

RACH-ParameterIE-CTCH-SetupRqstTDD NBAP-PROTOCOL-IES ::= {
  { ID id-RACH-ParameterItem-CTCH-SetupRqstTDD   CRITICALITY reject   TYPE RACH-ParameterItem-CTCH-SetupRqstTDD   PRESENCE mandatory }
}

RACH-ParameterItem-CTCH-SetupRqstTDD ::= SEQUENCE {
  commonTransportChannelID      CommonTransportChannelID,
  uL-TransportFormatSet        TransportFormatSet, -- For the UL
  iE-Extensions                 ProtocolExtensionContainer { { RACH-ParameterItem-CTCH-SetupRqstTDD-ExtIEs } }   OPTIONAL,
  ...
}

RACH-ParameterItem-CTCH-SetupRqstTDD-ExtIEs NBAP-PROTOCOL-EXTENSION ::= {
  { ID id-bindingID             CRITICALITY ignore   EXTENSION BindingID             PRESENCE optional }|
  -- Shall be ignored if bearer establishment with ALCAP.
  { ID id-transportlayeraddress CRITICALITY ignore   EXTENSION TransportLayerAddress PRESENCE optional },
  -- Shall be ignored if bearer establishment with ALCAP.
  ...
}

PRACH-LCR-ParametersList-CTCH-SetupRqstTDD ::= SEQUENCE (SIZE (1..maxNrOfPRACHLCRs)) OF PRACH-LCR-ParametersItem-CTCH-SetupRqstTDD

PRACH-LCR-ParametersItem-CTCH-SetupRqstTDD ::= SEQUENCE {
  commonPhysicalChannelID      CommonPhysicalChannelID,
  tFCS                          TFCS,
  timeslotLCR                  TimeSlotLCR,
  tdd-ChannelisationCodeLCR    TDD-ChannelisationCodeLCR,
  midambleShiftLCR            MidambleShiftLCR,
  rACH                         RACH-Parameter-CTCH-SetupRqstTDD,
  iE-Extensions                 ProtocolExtensionContainer { { PRACH-LCR-ParametersItem-CTCH-SetupRqstTDD-ExtIEs } }   OPTIONAL,
  ...
}

PRACH-LCR-ParametersItem-CTCH-SetupRqstTDD-ExtIEs NBAP-PROTOCOL-EXTENSION ::= {
  ...
}

FPACH-LCR-Parameters-CTCH-SetupRqstTDD ::= SEQUENCE {
  commonPhysicalChannelID      CommonPhysicalChannelID,
  tdd-ChannelisationCodeLCR    TDD-ChannelisationCodeLCR,
  timeslotLCR                  TimeSlotLCR,
  midambleShiftLCR            MidambleShiftLCR,
  fPACH-Power                  FPACH-Power,
  iE-Extensions                 ProtocolExtensionContainer { { FPACH-LCR-ParametersItem-CTCH-SetupRqstTDD-ExtIEs } }   OPTIONAL,
  ...
}

FPACH-LCR-ParametersItem-CTCH-SetupRqstTDD-ExtIEs NBAP-PROTOCOL-EXTENSION ::= {
  ...
}

-- *****

```

```

--
-- COMMON TRANSPORT CHANNEL SETUP RESPONSE
--
-- *****

CommonTransportChannelSetupResponse ::= SEQUENCE {
    protocolIEs          ProtocolIE-Container    {{CommonTransportChannelSetupResponse-IEs}},
    protocolExtensions   ProtocolExtensionContainer {{CommonTransportChannelSetupResponse-Extensions}} OPTIONAL,
    ...
}

CommonTransportChannelSetupResponse-IEs NBAP-PROTOCOL-IES ::= {
    { ID id-FACH-ParametersList-CTCH-SetupRsp    CRITICALITY ignore TYPE FACH-CommonTransportChannel-InformationResponse PRESENCE optional }|
    { ID id-PCH-Parameters-CTCH-SetupRsp        CRITICALITY ignore TYPE CommonTransportChannel-InformationResponse PRESENCE optional }|
    { ID id-RACH-Parameters-CTCH-SetupRsp       CRITICALITY ignore TYPE CommonTransportChannel-InformationResponse PRESENCE optional }|
    { ID id-CriticalityDiagnostics              CRITICALITY ignore TYPE CriticalityDiagnostics PRESENCE optional },
    ...
}

CommonTransportChannelSetupResponse-Extensions NBAP-PROTOCOL-EXTENSION ::= {
    ...
}

FACH-CommonTransportChannel-InformationResponse ::= SEQUENCE (SIZE (1..maxNrOfFACHs)) OF CommonTransportChannel-InformationResponse

-- *****
--
-- COMMON TRANSPORT CHANNEL SETUP FAILURE
--
-- *****

CommonTransportChannelSetupFailure ::= SEQUENCE {
    protocolIEs          ProtocolIE-Container    {{CommonTransportChannelSetupFailure-IEs}},
    protocolExtensions   ProtocolExtensionContainer {{CommonTransportChannelSetupFailure-Extensions}} OPTIONAL,
    ...
}

CommonTransportChannelSetupFailure-IEs NBAP-PROTOCOL-IES ::= {
    { ID id-Cause          CRITICALITY ignore TYPE Cause PRESENCE mandatory }|
    { ID id-CriticalityDiagnostics CRITICALITY ignore TYPE CriticalityDiagnostics PRESENCE optional },
    ...
}

CommonTransportChannelSetupFailure-Extensions NBAP-PROTOCOL-EXTENSION ::= {
    ...
}

-- *****
--
-- COMMON TRANSPORT CHANNEL RECONFIGURATION REQUEST FDD
--
-- *****

CommonTransportChannelReconfigurationRequestFDD ::= SEQUENCE {

```

```

    protocolIEs          ProtocolIE-Container    {{CommonTransportChannelReconfigurationRequestFDD-IEs}},
    protocolExtensions  ProtocolExtensionContainer {{CommonTransportChannelReconfigurationRequestFDD-Extensions}} OPTIONAL,
    ...
}

CommonTransportChannelReconfigurationRequestFDD-IEs NBAP-PROTOCOL-IES ::= {
    { ID id-C-ID          CRITICALITY reject TYPE C-ID          PRESENCE mandatory
    }|
    { ID id-ConfigurationGenerationID          CRITICALITY reject TYPE ConfigurationGenerationID          PRESENCE mandatory
    }|
    { ID id-CommonPhysicalChannelType-CTCH-ReconfRqstFDD          CRITICALITY reject TYPE CommonPhysicalChannelType-CTCH-ReconfRqstFDD PRESENCE
    mandatory },
    ...
}

CommonTransportChannelReconfigurationRequestFDD-Extensions NBAP-PROTOCOL-EXTENSION ::= {
    ...
}

CommonPhysicalChannelType-CTCH-ReconfRqstFDD ::= CHOICE {
    secondary-CCPCH-parameters          Secondary-CCPCHList-CTCH-ReconfRqstFDD,
    pRACH-parameters                    PRACHList-CTCH-ReconfRqstFDD,
    notUsed-cPCH-parameters             NULL,
    ...
}

Secondary-CCPCHList-CTCH-ReconfRqstFDD ::= SEQUENCE {
    fACH-ParametersList-CTCH-ReconfRqstFDD          FACH-ParametersList-CTCH-ReconfRqstFDD          OPTIONAL,
    pCH-Parameters-CTCH-ReconfRqstFDD              PCH-Parameters-CTCH-ReconfRqstFDD              OPTIONAL,
    pICH-Parameters-CTCH-ReconfRqstFDD             PICH-Parameters-CTCH-ReconfRqstFDD             OPTIONAL,
    iE-Extensions                                  ProtocolExtensionContainer { { Secondary-CCPCH-CTCH-ReconfRqstFDD-ExtIEs} } OPTIONAL,
    ...
}

Secondary-CCPCH-CTCH-ReconfRqstFDD-ExtIEs NBAP-PROTOCOL-EXTENSION ::= {
    { ID id-MICH-Parameters-CTCH-ReconfRqstFDD          CRITICALITY reject EXTENSION MICH-Parameters-CTCH-ReconfRqstFDD          PRESENCE optional },
    ...
}

FACH-ParametersList-CTCH-ReconfRqstFDD ::= ProtocolIE-Single-Container { { FACH-ParametersListIEs-CTCH-ReconfRqstFDD } }

FACH-ParametersListIEs-CTCH-ReconfRqstFDD NBAP-PROTOCOL-IES ::= {
    { ID id-FACH-ParametersListIE-CTCH-ReconfRqstFDD          CRITICALITY reject TYPE FACH-ParametersListIE-CTCH-ReconfRqstFDD          PRESENCE mandatory }
}

FACH-ParametersListIE-CTCH-ReconfRqstFDD ::= SEQUENCE (SIZE (1..maxFACHCell)) OF FACH-ParametersItem-CTCH-ReconfRqstFDD

FACH-ParametersItem-CTCH-ReconfRqstFDD ::= SEQUENCE {
    commonTransportChannelID          CommonTransportChannelID,
    maxFACH-Power                     DL-Power          OPTIONAL,
    toAWS                              ToAWS            OPTIONAL,
    toAWE                              ToAWE            OPTIONAL,
    iE-Extensions                      ProtocolExtensionContainer { { FACH-ParametersItem-CTCH-ReconfRqstFDD-ExtIEs} }          OPTIONAL,
    ...
}

```

```

}
FACH-ParametersItem-CTCH-ReconfRqstFDD-ExtIEs NBAP-PROTOCOL-EXTENSION ::= {
    ...
}
PCH-Parameters-CTCH-ReconfRqstFDD ::= ProtocolIE-Single-Container {{ PCH-ParametersIE-CTCH-ReconfRqstFDD }}
PCH-ParametersIE-CTCH-ReconfRqstFDD NBAP-PROTOCOL-IES ::= {
    { ID id-PCH-ParametersItem-CTCH-ReconfRqstFDD CRITICALITY reject TYPE PCH-ParametersItem-CTCH-ReconfRqstFDD PRESENCE mandatory }
}
PCH-ParametersItem-CTCH-ReconfRqstFDD ::= SEQUENCE {
    commonTransportChannelID          CommonTransportChannelID,
    pCH-Power                         DL-Power          OPTIONAL,
    toAWS                             ToAWS           OPTIONAL,
    toAWE                             ToAWE           OPTIONAL,
    iE-Extensions                    ProtocolExtensionContainer { { PCH-ParametersItem-CTCH-ReconfRqstFDD-ExtIEs} } OPTIONAL,
    ...
}
PCH-ParametersItem-CTCH-ReconfRqstFDD-ExtIEs NBAP-PROTOCOL-EXTENSION ::= {
    ...
}
PICH-Parameters-CTCH-ReconfRqstFDD ::= ProtocolIE-Single-Container {{ PICH-ParametersIE-CTCH-ReconfRqstFDD }}
PICH-ParametersIE-CTCH-ReconfRqstFDD NBAP-PROTOCOL-IES ::= {
    { ID id-PICH-ParametersItem-CTCH-ReconfRqstFDD CRITICALITY reject TYPE PICH-ParametersItem-CTCH-ReconfRqstFDD PRESENCE mandatory }
}
PICH-ParametersItem-CTCH-ReconfRqstFDD ::= SEQUENCE {
    commonPhysicalChannelID          CommonPhysicalChannelID,
    pICH-Power                       PICH-Power          OPTIONAL,
    iE-Extensions                    ProtocolExtensionContainer { { PICH-ParametersItem-CTCH-ReconfRqstFDD-ExtIEs} } OPTIONAL,
    ...
}
PICH-ParametersItem-CTCH-ReconfRqstFDD-ExtIEs NBAP-PROTOCOL-EXTENSION ::= {
    ...
}
MICH-Parameters-CTCH-ReconfRqstFDD ::= SEQUENCE {
    commonPhysicalChannelID          CommonPhysicalChannelID,
    mICH-Power                       PICH-Power          OPTIONAL,
    iE-Extensions                    ProtocolExtensionContainer { { MICH-Parameters-CTCH-ReconfRqstFDD-ExtIEs} } OPTIONAL,
    ...
}
MICH-Parameters-CTCH-ReconfRqstFDD-ExtIEs NBAP-PROTOCOL-EXTENSION ::= {
    ...
}
PRACHList-CTCH-ReconfRqstFDD ::= SEQUENCE {

```

```

pRACH-ParametersList-CTCH-ReconfRqstFDD    PRACH-ParametersList-CTCH-ReconfRqstFDD OPTIONAL,
aICH-ParametersList-CTCH-ReconfRqstFDD     AICH-ParametersList-CTCH-ReconfRqstFDD  OPTIONAL,
iE-Extensions                               ProtocolExtensionContainer { { PRACH-CTCH-ReconfRqstFDD-ExtIEs } } OPTIONAL,
...
}

PRACH-CTCH-ReconfRqstFDD-ExtIEs NBAP-PROTOCOL-EXTENSION ::= {
...
}

PRACH-ParametersList-CTCH-ReconfRqstFDD ::= ProtocolIE-Single-Container {{ PRACH-ParametersListIEs-CTCH-ReconfRqstFDD }}

PRACH-ParametersListIEs-CTCH-ReconfRqstFDD NBAP-PROTOCOL-IES ::= {
  { ID id-PRACH-ParametersListIE-CTCH-ReconfRqstFDD    CRITICALITY reject    TYPE PRACH-ParametersListIE-CTCH-ReconfRqstFDD    PRESENCE mandatory }
}

PRACH-ParametersListIE-CTCH-ReconfRqstFDD ::= SEQUENCE (SIZE (1..maxPRACHCell)) OF PRACH-ParametersItem-CTCH-ReconfRqstFDD

PRACH-ParametersItem-CTCH-ReconfRqstFDD ::= SEQUENCE {
  commonPhysicalChannelID          CommonPhysicalChannelID,
  preambleSignatures                PreambleSignatures                                OPTIONAL,
  allowedSlotFormatInformation      AllowedSlotFormatInformationList-CTCH-ReconfRqstFDD    OPTIONAL,
  rACH-SubChannelNumbers            RACH-SubChannelNumbers                                OPTIONAL,
  iE-Extensions                     ProtocolExtensionContainer { { PRACH-ParametersItem-CTCH-ReconfRqstFDD-ExtIEs } } OPTIONAL,
  ...
}

PRACH-ParametersItem-CTCH-ReconfRqstFDD-ExtIEs NBAP-PROTOCOL-EXTENSION ::= {
...
}

AllowedSlotFormatInformationList-CTCH-ReconfRqstFDD ::= SEQUENCE (SIZE (1.. maxNrOfSlotFormatsPRACH)) OF AllowedSlotFormatInformationItem-CTCH-ReconfRqstFDD

AllowedSlotFormatInformationItem-CTCH-ReconfRqstFDD ::= SEQUENCE {
  rACH-SlotFormat                    RACH-SlotFormat,
  iE-Extensions                       ProtocolExtensionContainer { { AllowedSlotFormatInformationItem-CTCH-ReconfRqstFDD-ExtIEs } }
  OPTIONAL,
  ...
}

AllowedSlotFormatInformationItem-CTCH-ReconfRqstFDD-ExtIEs NBAP-PROTOCOL-EXTENSION ::= {
...
}

AICH-ParametersList-CTCH-ReconfRqstFDD ::= ProtocolIE-Single-Container {{ AICH-ParametersListIEs-CTCH-ReconfRqstFDD }}

AICH-ParametersListIEs-CTCH-ReconfRqstFDD NBAP-PROTOCOL-IES ::= {
  { ID id-AICH-ParametersListIE-CTCH-ReconfRqstFDD    CRITICALITY reject    TYPE AICH-ParametersListIE-CTCH-ReconfRqstFDD    PRESENCE mandatory }
}

AICH-ParametersListIE-CTCH-ReconfRqstFDD ::= SEQUENCE (SIZE (1..maxPRACHCell)) OF AICH-ParametersItem-CTCH-ReconfRqstFDD

AICH-ParametersItem-CTCH-ReconfRqstFDD ::= SEQUENCE {

```

```

    commonPhysicalChannelID          CommonPhysicalChannelID,
    aICH-Power                       AICH-Power          OPTIONAL,
    iE-Extensions                     ProtocolExtensionContainer { { AICH-ParametersItemIE-CTCH-ReconfRqstFDD-ExtIEs } } OPTIONAL,
    ...
}

AICH-ParametersItemIE-CTCH-ReconfRqstFDD-ExtIEs NBAP-PROTOCOL-EXTENSION ::= {
    ...
}

-- *****
--
-- COMMON TRANSPORT CHANNEL RECONFIGURATION REQUEST TDD
--
-- *****

CommonTransportChannelReconfigurationRequestTDD ::= SEQUENCE {
    protocolIEs          ProtocolIE-Container    {{CommonTransportChannelReconfigurationRequestTDD-IEs}},
    protocolExtensions   ProtocolExtensionContainer {{CommonTransportChannelReconfigurationRequestTDD-Extensions}} OPTIONAL,
    ...
}

CommonTransportChannelReconfigurationRequestTDD-IEs NBAP-PROTOCOL-IES ::= {
    { ID id-C-ID                CRITICALITY reject TYPE C-ID                PRESENCE mandatory }|
    { ID id-ConfigurationGenerationID  CRITICALITY reject TYPE ConfigurationGenerationID  PRESENCE mandatory }|
    { ID id-Secondary-CCPCH-Parameters-CTCH-ReconfRqstTDD  CRITICALITY reject TYPE Secondary-CCPCH-Parameters-CTCH-ReconfRqstTDD  PRESENCE optional }|
    { ID id-PICH-Parameters-CTCH-ReconfRqstTDD            CRITICALITY reject TYPE PICH-Parameters-CTCH-ReconfRqstTDD            PRESENCE optional }|
    { ID id-FACH-ParametersList-CTCH-ReconfRqstTDD        CRITICALITY reject TYPE FACH-ParametersList-CTCH-ReconfRqstTDD        PRESENCE optional }|
    { ID id-PCH-Parameters-CTCH-ReconfRqstTDD            CRITICALITY reject TYPE PCH-Parameters-CTCH-ReconfRqstTDD            PRESENCE optional },
    ...
}

CommonTransportChannelReconfigurationRequestTDD-Extensions NBAP-PROTOCOL-EXTENSION ::= {
    { ID id-FPACH-LCR-Parameters-CTCH-ReconfRqstTDD  CRITICALITY reject EXTENSION FPACH-LCR-Parameters-CTCH-ReconfRqstTDD  PRESENCE optional }|
    -- Mandatory For 1.28Mcps TDD, Not Applicable to 3.84Mcps TDD
    { ID id-MICH-Parameters-CTCH-ReconfRqstTDD      CRITICALITY reject EXTENSION MICH-Parameters-CTCH-ReconfRqstTDD      PRESENCE optional },
    ...
}

Secondary-CCPCH-Parameters-CTCH-ReconfRqstTDD ::= SEQUENCE {
    cTrCH-ID                CTrCH-ID,
    secondaryCCPCHList      Secondary-CCPCHList-CTCH-ReconfRqstTDD          OPTIONAL,
    iE-Extensions           ProtocolExtensionContainer { { Secondary-CCPCH-CTCH-ReconfRqstTDD-ExtIEs } } OPTIONAL,
    ...
}

Secondary-CCPCH-CTCH-ReconfRqstTDD-ExtIEs NBAP-PROTOCOL-EXTENSION ::= {
    { ID id-Additional-S-CCPCH-Parameters-CTCH-ReconfRqstTDD  CRITICALITY reject EXTENSION Secondary-CCPCH-parameterExtendedList-CTCH-ReconfRqstTDD  PRESENCE optional }|
    -- Applicable to 3.84Mcps TDD only, used when more than maxNrOfSCCPCHs SCCPCHs are to be reconfigured.
    { ID id-Additional-S-CCPCH-LCR-Parameters-CTCH-ReconfRqstTDD  CRITICALITY reject EXTENSION Secondary-CCPCH-LCR-parameterExtendedList-CTCH-ReconfRqstTDD  PRESENCE optional },
    -- Applicable to 1.28Mcps TDD only, used when more than maxNrOfSCCPCHs SCCPCHs are to be reconfigured.
}

```

```

}
...
}
Secondary-CCPCHList-CTCH-ReconfRqstTDD ::= ProtocolIE-Single-Container {{ Secondary-CCPCHListIEs-CTCH-ReconfRqstTDD }}

Secondary-CCPCHListIEs-CTCH-ReconfRqstTDD NBAP-PROTOCOL-IES ::= {
  { ID id-Secondary-CCPCHListIE-CTCH-ReconfRqstTDD    CRITICALITY reject    TYPE Secondary-CCPCHListIE-CTCH-ReconfRqstTDD    PRESENCE mandatory }
}

Secondary-CCPCHListIE-CTCH-ReconfRqstTDD ::= SEQUENCE (SIZE (1..maxNrOfSCCPCHs)) OF Secondary-CCPCHItem-CTCH-ReconfRqstTDD

Secondary-CCPCHItem-CTCH-ReconfRqstTDD ::= SEQUENCE {
  commonPhysicalChannelID      CommonPhysicalChannelID,
  sCCPCH-Power                 DL-Power          OPTIONAL,
  iE-Extensions                ProtocolExtensionContainer { { Secondary-CCPCHItem-CTCH-ReconfRqstTDD-ExtIEs } }    OPTIONAL,
  ...
}

Secondary-CCPCHItem-CTCH-ReconfRqstTDD-ExtIEs NBAP-PROTOCOL-EXTENSION ::= {
  ...
}

PICH-Parameters-CTCH-ReconfRqstTDD ::= SEQUENCE {
  commonPhysicalChannelID      CommonPhysicalChannelID,
  pICH-Power                   PICH-Power          OPTIONAL,
  iE-Extensions                ProtocolExtensionContainer { { PICH-Parameters-CTCH-ReconfRqstTDD-ExtIEs } }    OPTIONAL,
  ...
}

PICH-Parameters-CTCH-ReconfRqstTDD-ExtIEs NBAP-PROTOCOL-EXTENSION ::= {
  ...
}

FACH-ParametersList-CTCH-ReconfRqstTDD ::= SEQUENCE (SIZE (0..maxNrOfFACHs)) OF FACH-ParametersItem-CTCH-ReconfRqstTDD

FACH-ParametersItem-CTCH-ReconfRqstTDD ::= SEQUENCE {
  commonTransportChannelID     CommonTransportChannelID,
  toAWS                        ToAWS          OPTIONAL,
  toAWE                        ToAWE          OPTIONAL,
  iE-Extensions                ProtocolExtensionContainer { { FACH-ParametersItem-CTCH-ReconfRqstTDD-ExtIEs } }    OPTIONAL,
  ...
}

FACH-ParametersItem-CTCH-ReconfRqstTDD-ExtIEs NBAP-PROTOCOL-EXTENSION ::= {
  { ID      id-maxFACH-Power-LCR-CTCH-ReconfRqstTDD    CRITICALITY reject    EXTENSION    DL-Power    PRESENCE    optional },
  -- Applicable to 1.28Mcps TDD only
  ...
}

PCH-Parameters-CTCH-ReconfRqstTDD ::= SEQUENCE {
  commonTransportChannelID     CommonTransportChannelID,
  toAWS                        ToAWS          OPTIONAL,
  toAWE                        ToAWE          OPTIONAL,
  iE-Extensions                ProtocolExtensionContainer { { PCH-Parameters-CTCH-ReconfRqstTDD-ExtIEs } }    OPTIONAL,

```



```

}
...
}
PCH-Parameters-CTCH-ReconfRqstTDD-ExtIEs NBAP-PROTOCOL-EXTENSION ::= {
  { ID id-PCH-Power-LCR-CTCH-ReconfRqstTDD          CRITICALITY reject          EXTENSION DL-Power          PRESENCE optional },
  ... -- Applicable to 1.28Mcps TDD only
}

FPACH-LCR-Parameters-CTCH-ReconfRqstTDD ::= SEQUENCE {
  commonPhysicalChannelId          CommonPhysicalChannelID,
  fPACHPower                        FPACH-Power          OPTIONAL,
  iE-Extensions                     ProtocolExtensionContainer { { FPACH-LCR-Parameters-CTCH-ReconfRqstTDD-ExtIEs } } OPTIONAL,
  ...
}

FPACH-LCR-Parameters-CTCH-ReconfRqstTDD-ExtIEs NBAP-PROTOCOL-EXTENSION ::= {
  ...
}

MICH-Parameters-CTCH-ReconfRqstTDD ::= SEQUENCE {
  commonPhysicalChannelID          CommonPhysicalChannelID,
  mICH-Power                       PICH-Power          OPTIONAL,
  iE-Extensions                     ProtocolExtensionContainer { { MICH-Parameters-CTCH-ReconfRqstTDD-ExtIEs } } OPTIONAL,
  ...
}

MICH-Parameters-CTCH-ReconfRqstTDD-ExtIEs NBAP-PROTOCOL-EXTENSION ::= {
  ...
}

Secondary-CCPCH-parameterExtendedList-CTCH-ReconfRqstTDD ::= SEQUENCE (SIZE (1..maxNrOfSCCPCHsinExt)) OF Secondary-CCPCHItem-CTCH-ReconfRqstTDD
-- Applicable to 3.84Mcps TDD only, used when more than maxNrOfSCCPCHs SCCPCHs are to be reconfigured.

Secondary-CCPCH-LCR-parameterExtendedList-CTCH-ReconfRqstTDD ::= SEQUENCE (SIZE (1..maxNrOfSCCPCHsLCRinExt)) OF Secondary-CCPCHItem-CTCH-ReconfRqstTDD
-- Applicable to 1.28Mcps TDD only, used when more than maxNrOfSCCPCHs SCCPCHs are to be reconfigured.

-- *****
--
-- COMMON TRANSPORT CHANNEL RECONFIGURATION RESPONSE
--
-- *****

CommonTransportChannelReconfigurationResponse ::= SEQUENCE {
  protocolIEs                       ProtocolIE-Container  {{CommonTransportChannelReconfigurationResponse-IEs}},
  protocolExtensions                 ProtocolExtensionContainer  {{CommonTransportChannelReconfigurationResponse-Extensions}} OPTIONAL,
  ...
}

CommonTransportChannelReconfigurationResponse-IEs NBAP-PROTOCOL-IES ::= {
  { ID id-CriticalityDiagnostics      CRITICALITY ignore          TYPE CriticalityDiagnostics          PRESENCE optional},
  ...
}

CommonTransportChannelReconfigurationResponse-Extensions NBAP-PROTOCOL-EXTENSION ::= {

```

```

}
...
}
-- *****
--
-- COMMON TRANSPORT CHANNEL RECONFIGURATION FAILURE
--
-- *****

CommonTransportChannelReconfigurationFailure ::= SEQUENCE {
    protocolIEs          ProtocolIE-Container  {{CommonTransportChannelReconfigurationFailure-IEs}},
    protocolExtensions   ProtocolExtensionContainer  {{CommonTransportChannelReconfigurationFailure-Extensions}}    OPTIONAL,
    ...
}

CommonTransportChannelReconfigurationFailure-IEs NBAP-PROTOCOL-IES ::= {
    { ID      id-Cause          CRITICALITY ignore      TYPE      Cause          PRESENCE mandatory }|
    { ID      id-CriticalityDiagnostics CRITICALITY ignore      TYPE      CriticalityDiagnostics PRESENCE optional },
    ...
}

CommonTransportChannelReconfigurationFailure-Extensions NBAP-PROTOCOL-EXTENSION ::= {
    ...
}

-- *****
--
-- COMMON TRANSPORT CHANNEL DELETION REQUEST
--
-- *****

CommonTransportChannelDeletionRequest ::= SEQUENCE {
    protocolIEs          ProtocolIE-Container  {{CommonTransportChannelDeletionRequest-IEs}},
    protocolExtensions   ProtocolExtensionContainer  {{CommonTransportChannelDeletionRequest-Extensions}}    OPTIONAL,
    ...
}

CommonTransportChannelDeletionRequest-IEs NBAP-PROTOCOL-IES ::= {
    { ID      id-C-ID          CRITICALITY reject      TYPE      C-ID          PRESENCE mandatory }|
    { ID      id-CommonPhysicalChannelID CRITICALITY reject      TYPE      CommonPhysicalChannelID PRESENCE mandatory }|
    { ID      id-ConfigurationGenerationID CRITICALITY reject      TYPE      ConfigurationGenerationID PRESENCE mandatory },
    ...
}

CommonTransportChannelDeletionRequest-Extensions NBAP-PROTOCOL-EXTENSION ::= {
    ...
}

-- *****
--
-- COMMON TRANSPORT CHANNEL DELETION RESPONSE
--
-- *****

```

```

CommonTransportChannelDeletionResponse ::= SEQUENCE {
  protocolIEs          ProtocolIE-Container    {{CommonTransportChannelDeletionResponse-IEs}},
  protocolExtensions  ProtocolExtensionContainer {{CommonTransportChannelDeletionResponse-Extensions}}
  ...
}
OPTIONAL,

CommonTransportChannelDeletionResponse-IEs NBAP-PROTOCOL-IES ::= {
  { ID    id-CriticalityDiagnostics    CRITICALITY    ignore    TYPE    CriticalityDiagnostics    PRESENCE optional},
  ...
}

CommonTransportChannelDeletionResponse-Extensions NBAP-PROTOCOL-EXTENSION ::= {
  ...
}

-- *****
--
-- BLOCK RESOURCE REQUEST
--
-- *****

BlockResourceRequest ::= SEQUENCE {
  protocolIEs          ProtocolIE-Container    {{BlockResourceRequest-IEs}},
  protocolExtensions  ProtocolExtensionContainer {{BlockResourceRequest-Extensions}}
  ...
}
OPTIONAL,

BlockResourceRequest-IEs NBAP-PROTOCOL-IES ::= {
  { ID    id-C-ID                    CRITICALITY reject    TYPE    C-ID                    PRESENCE mandatory }|
  { ID    id-BlockingPriorityIndicator CRITICALITY reject    TYPE    BlockingPriorityIndicator  PRESENCE mandatory }|
  { ID    id-ShutdownTimer            CRITICALITY reject    TYPE    ShutdownTimer              PRESENCE conditional },
  -- The IE shall be present if the Blocking Priority Indicator IE indicates "Normal Priority"--
  ...
}

BlockResourceRequest-Extensions NBAP-PROTOCOL-EXTENSION ::= {
  ...
}

-- *****
--
-- BLOCK RESOURCE RESPONSE
--
-- *****

BlockResourceResponse ::= SEQUENCE {
  protocolIEs          ProtocolIE-Container    {{BlockResourceResponse-IEs}},
  protocolExtensions  ProtocolExtensionContainer {{BlockResourceResponse-Extensions}}
  ...
}
OPTIONAL,

BlockResourceResponse-IEs NBAP-PROTOCOL-IES ::= {
  { ID    id-CriticalityDiagnostics    CRITICALITY    ignore    TYPE    CriticalityDiagnostics    PRESENCE optional},
  ...
}

```

```

}
BlockResourceResponse-Extensions NBAP-PROTOCOL-EXTENSION ::= {
  ...
}
-- *****
--
-- BLOCK RESOURCE FAILURE
--
-- *****

BlockResourceFailure ::= SEQUENCE {
  protocolIEs          ProtocolIE-Container    {{BlockResourceFailure-IEs}},
  protocolExtensions   ProtocolExtensionContainer {{BlockResourceFailure-Extensions}}  OPTIONAL,
  ...
}

BlockResourceFailure-IEs NBAP-PROTOCOL-IES ::= {
  { ID    id-Cause          CRITICALITY  ignore    TYPE    Cause          PRESENCE mandatory } |
  { ID    id-CriticalityDiagnostics  CRITICALITY  ignore    TYPE    CriticalityDiagnostics  PRESENCE optional },
  ...
}

BlockResourceFailure-Extensions NBAP-PROTOCOL-EXTENSION ::= {
  ...
}
-- *****
--
-- UNBLOCK RESOURCE INDICATION
--
-- *****

UnblockResourceIndication ::= SEQUENCE {
  protocolIEs          ProtocolIE-Container    {{UnblockResourceIndication-IEs}},
  protocolExtensions   ProtocolExtensionContainer {{UnblockResourceIndication-Extensions}}  OPTIONAL,
  ...
}

UnblockResourceIndication-IEs NBAP-PROTOCOL-IES ::= {
  { ID    id-C-ID          CRITICALITY  ignore    TYPE    C-ID          PRESENCE  mandatory},
  ...
}

UnblockResourceIndication-Extensions NBAP-PROTOCOL-EXTENSION ::= {
  ...
}
-- *****
--
-- AUDIT REQUIRED INDICATION
--
-- *****

```

```

AuditRequiredIndication ::= SEQUENCE {
    protocolIEs          ProtocolIE-Container    {{AuditRequiredIndication-IEs}},
    protocolExtensions   ProtocolExtensionContainer {{AuditRequiredIndication-Extensions}}
    ...
}
OPTIONAL,

AuditRequiredIndication-IEs NBAP-PROTOCOL-IES ::= {
    ...
}

AuditRequiredIndication-Extensions NBAP-PROTOCOL-EXTENSION ::= {
    ...
}

-- *****
--
-- AUDIT REQUEST
--
-- *****

AuditRequest ::= SEQUENCE {
    protocolIEs          ProtocolIE-Container    {{AuditRequest-IEs}},
    protocolExtensions   ProtocolExtensionContainer {{AuditRequest-Extensions}}
    ...
}
OPTIONAL,

AuditRequest-IEs NBAP-PROTOCOL-IES ::= {
    { ID id-Start-Of-Audit-Sequence-Indicator    CRITICALITY    reject    TYPE Start-Of-Audit-Sequence-Indicator    PRESENCE mandatory },
    ...
}

AuditRequest-Extensions NBAP-PROTOCOL-EXTENSION ::= {
    ...
}

-- *****
--
-- AUDIT RESPONSE
--
-- *****

AuditResponse ::= SEQUENCE {
    protocolIEs          ProtocolIE-Container    {{AuditResponse-IEs}},
    protocolExtensions   ProtocolExtensionContainer {{AuditResponse-Extensions}}
    ...
}
OPTIONAL,

AuditResponse-IEs NBAP-PROTOCOL-IES ::= {
    { ID id-End-Of-Audit-Sequence-Indicator    CRITICALITY ignore    TYPE End-Of-Audit-Sequence-Indicator    PRESENCE mandatory } |
    { ID id-Cell-InformationList-AuditRsp      CRITICALITY ignore    TYPE Cell-InformationList-AuditRsp      PRESENCE optional } |
    { ID id-CCP-InformationList-AuditRsp      CRITICALITY ignore    TYPE CCP-InformationList-AuditRsp      PRESENCE optional } |
    -- CCP (Communication Control Port) --
    { ID id-Local-Cell-InformationList-AuditRsp CRITICALITY ignore    TYPE Local-Cell-InformationList-AuditRsp PRESENCE optional } |
}

```

```

    { ID id-Local-Cell-Group-InformationList-AuditRsp CRITICALITY ignore TYPE Local-Cell-Group-InformationList-AuditRsp PRESENCE optional }|
    { ID id-CriticalityDiagnostics CRITICALITY ignore TYPE CriticalityDiagnostics PRESENCE optional },
    ...
}

AuditResponse-Extensions NBAP-PROTOCOL-EXTENSION ::= {
    { ID id-Power-Local-Cell-Group-InformationList-AuditRsp CRITICALITY ignore EXTENSION Power-Local-Cell-Group-InformationList-AuditRsp
    PRESENCE optional },
    ...
}

Cell-InformationList-AuditRsp ::= SEQUENCE (SIZE (1..maxCellinNodeB)) OF ProtocolIE-Single-Container {{ Cell-InformationItemIE-AuditRsp}}

Cell-InformationItemIE-AuditRsp NBAP-PROTOCOL-IES ::= {
    { ID id-Cell-InformationItem-AuditRsp CRITICALITY ignore TYPE Cell-InformationItem-AuditRsp PRESENCE optional }
}

Cell-InformationItem-AuditRsp ::= SEQUENCE {
    c-ID C-ID,
    configurationGenerationID ConfigurationGenerationID,
    resourceOperationalState ResourceOperationalState,
    availabilityStatus AvailabilityStatus,
    local-Cell-ID Local-Cell-ID,
    primary-SCH-Information P-SCH-Information-AuditRsp OPTIONAL,
    secondary-SCH-Information S-SCH-Information-AuditRsp OPTIONAL,
    primary-CPICH-Information P-CPICH-Information-AuditRsp OPTIONAL,
    secondary-CPICH-InformationList S-CPICH-InformationList-AuditRsp OPTIONAL,
    primary-CCPCH-Information P-CCPCH-Information-AuditRsp OPTIONAL,
    bCH-Information BCH-Information-AuditRsp OPTIONAL,
    secondary-CCPCH-InformationList S-CCPCH-InformationList-AuditRsp OPTIONAL,
    pCH-Information PCH-Information-AuditRsp OPTIONAL,
    pICH-Information PICH-Information-AuditRsp OPTIONAL,
    fACH-InformationList FACH-InformationList-AuditRsp OPTIONAL,
    pRACH-InformationList PRACH-InformationList-AuditRsp OPTIONAL,
    rACH-InformationList RACH-InformationList-AuditRsp OPTIONAL,
    aICH-InformationList AICH-InformationList-AuditRsp OPTIONAL,
    notUsed-1-pCPCH-InformationList NULL OPTIONAL,
    notUsed-2-cPCH-InformationList NULL OPTIONAL,
    notUsed-3-aP-AICH-InformationList NULL OPTIONAL,
    notUsed-4-cDCA-ICH-InformationList NULL OPTIONAL,
    sCH-Information SCH-Information-AuditRsp OPTIONAL,
    iE-Extensions ProtocolExtensionContainer { { Cell-InformationItem-AuditRsp-ExtIEs} } OPTIONAL,
    ...
}

Cell-InformationItem-AuditRsp-ExtIEs NBAP-PROTOCOL-EXTENSION ::= {
    { ID id-FPACH-LCR-InformationList-AuditRsp CRITICALITY ignore EXTENSION FPACH-LCR-InformationList-AuditRsp PRESENCE optional }|
    -- Applicable to 1.28Mcps TDD only
    { ID id-DwPCH-LCR-InformationList-AuditRsp CRITICALITY ignore EXTENSION Common-PhysicalChannel-Status-Information PRESENCE optional }|
    -- Applicable to 1.28Mcps TDD only
    { ID id-HSDSCH-Resources-Information-AuditRsp CRITICALITY ignore EXTENSION HS-DSCH-Resources-Information-AuditRsp PRESENCE optional }|
    { ID id-MICH-Information-AuditRsp CRITICALITY ignore EXTENSION Common-PhysicalChannel-Status-Information PRESENCE optional }|
    { ID id-S-CCPCH-InformationListExt-AuditRsp CRITICALITY ignore EXTENSION S-CCPCH-InformationListExt-AuditRsp PRESENCE optional }|
    -- Applicable to 3.84Mcps TDD only, used when there are more than maxSCCPCHCell SCCPCHs in the cell.
}

```

```

    { ID id-S-CCPCH-LCR-InformationListExt-AuditRsp CRITICALITY ignore EXTENSION S-CCPCH-LCR-InformationListExt-AuditRsp PRESENCE optional } |
    -- Applicable to 1.28Mcps TDD only, used when there are more than maxSCCPCHCell SCCPCHs in the cell.
    { ID id-E-DCH-Resources-Information-AuditRsp CRITICALITY ignore EXTENSION E-DCH-Resources-Information-AuditRsp PRESENCE optional },
    ...
}

P-SCH-Information-AuditRsp ::= ProtocolIE-Single-Container {{ P-SCH-InformationIE-AuditRsp }}

P-SCH-InformationIE-AuditRsp NBAP-PROTOCOL-IES ::= {
    { ID id-P-SCH-Information CRITICALITY ignore TYPE Common-PhysicalChannel-Status-Information PRESENCE mandatory }
}

S-SCH-Information-AuditRsp ::= ProtocolIE-Single-Container {{ S-SCH-InformationIE-AuditRsp }}

S-SCH-InformationIE-AuditRsp NBAP-PROTOCOL-IES ::= {
    { ID id-S-SCH-Information CRITICALITY ignore TYPE Common-PhysicalChannel-Status-Information PRESENCE mandatory }
}

P-CPICH-Information-AuditRsp ::= ProtocolIE-Single-Container {{ P-CPICH-InformationIE-AuditRsp }}

P-CPICH-InformationIE-AuditRsp NBAP-PROTOCOL-IES ::= {
    { ID id-P-CPICH-Information CRITICALITY ignore TYPE Common-PhysicalChannel-Status-Information PRESENCE mandatory }
}

S-CPICH-InformationList-AuditRsp ::= SEQUENCE (SIZE (1..maxSCPICHCell)) OF ProtocolIE-Single-Container {{ S-CPICH-InformationItemIE-AuditRsp }}

S-CPICH-InformationItemIE-AuditRsp NBAP-PROTOCOL-IES ::= {
    { ID id-S-CPICH-Information CRITICALITY ignore TYPE Common-PhysicalChannel-Status-Information PRESENCE mandatory }
}

P-CCPCH-Information-AuditRsp ::= ProtocolIE-Single-Container {{ P-CCPCH-InformationIE-AuditRsp }}

P-CCPCH-InformationIE-AuditRsp NBAP-PROTOCOL-IES ::= {
    { ID id-P-CCPCH-Information CRITICALITY ignore TYPE Common-PhysicalChannel-Status-Information PRESENCE mandatory }
}

BCH-Information-AuditRsp ::= ProtocolIE-Single-Container {{ BCH-InformationIE-AuditRsp }}

BCH-InformationIE-AuditRsp NBAP-PROTOCOL-IES ::= {
    { ID id-BCH-Information CRITICALITY ignore TYPE Common-TransportChannel-Status-Information PRESENCE mandatory }
}

S-CCPCH-InformationList-AuditRsp ::= SEQUENCE (SIZE (1..maxSCCPCHCell)) OF ProtocolIE-Single-Container {{ S-CCPCH-InformationItemIE-AuditRsp }}

S-CCPCH-InformationItemIE-AuditRsp NBAP-PROTOCOL-IES ::= {
    { ID id-S-CCPCH-Information CRITICALITY ignore TYPE Common-PhysicalChannel-Status-Information PRESENCE mandatory }
}

PCH-Information-AuditRsp ::= ProtocolIE-Single-Container {{ PCH-InformationIE-AuditRsp }}

PCH-InformationIE-AuditRsp NBAP-PROTOCOL-IES ::= {
    { ID id-PCH-Information CRITICALITY ignore TYPE Common-TransportChannel-Status-Information PRESENCE mandatory }
}

PICH-Information-AuditRsp ::= ProtocolIE-Single-Container {{ PICH-InformationIE-AuditRsp }}

```

```

PICH-InformationIE-AuditRsp NBAP-PROTOCOL-IES ::= {
  { ID id-PICH-Information  CRITICALITY ignore  TYPE Common-PhysicalChannel-Status-Information          PRESENCE mandatory }
}

FACH-InformationList-AuditRsp ::= SEQUENCE (SIZE (1..maxFACHCell)) OF ProtocolIE-Single-Container {{ FACH-InformationItemIE-AuditRsp }}

FACH-InformationItemIE-AuditRsp NBAP-PROTOCOL-IES ::= {
  { ID id-FACH-Information  CRITICALITY ignore  TYPE Common-TransportChannel-Status-Information          PRESENCE mandatory }
}

PRACH-InformationList-AuditRsp ::= SEQUENCE (SIZE (1..maxPRACHCell)) OF ProtocolIE-Single-Container {{ PRACH-InformationItemIE-AuditRsp }}

PRACH-InformationItemIE-AuditRsp NBAP-PROTOCOL-IES ::= {
  { ID id-PRACH-Information  CRITICALITY ignore  TYPE Common-PhysicalChannel-Status-Information          PRESENCE mandatory }
}

RACH-InformationList-AuditRsp ::= SEQUENCE (SIZE (1..maxRACHCell)) OF ProtocolIE-Single-Container {{ RACH-InformationItemIE-AuditRsp }}

RACH-InformationItemIE-AuditRsp NBAP-PROTOCOL-IES ::= {
  { ID id-RACH-Information  CRITICALITY ignore  TYPE Common-TransportChannel-Status-Information          PRESENCE mandatory }
}

AICH-InformationList-AuditRsp ::= SEQUENCE (SIZE (1..maxPRACHCell)) OF ProtocolIE-Single-Container {{ AICH-InformationItemIE-AuditRsp }}

AICH-InformationItemIE-AuditRsp NBAP-PROTOCOL-IES ::= {
  { ID id-AICH-Information  CRITICALITY ignore  TYPE Common-PhysicalChannel-Status-Information          PRESENCE mandatory }
}

SCH-Information-AuditRsp ::= ProtocolIE-Single-Container {{ SCH-InformationIE-AuditRsp }}

SCH-InformationIE-AuditRsp NBAP-PROTOCOL-IES ::= {
  { ID id-SCH-Information  CRITICALITY ignore  TYPE Common-PhysicalChannel-Status-Information          PRESENCE mandatory }
}

CCP-InformationList-AuditRsp ::= SEQUENCE (SIZE (1..maxCCPInNodeB)) OF ProtocolIE-Single-Container {{ CCP-InformationItemIE-AuditRsp }}

CCP-InformationItemIE-AuditRsp NBAP-PROTOCOL-IES ::= {
  {ID id-CCP-InformationItem-AuditRsp          CRITICALITY   ignore          TYPE      CCP-InformationItem-AuditRsp          PRESENCE mandatory}
}

CCP-InformationItem-AuditRsp ::= SEQUENCE {
  communicationControlPortID      CommunicationControlPortID,
  resourceOperationalState         ResourceOperationalState,
  availabilityStatus               AvailabilityStatus,
  iE-Extensions                   ProtocolExtensionContainer  {{ CCP-InformationItem-AuditRsp-ExtIEs }}  OPTIONAL,
  ...
}

CCP-InformationItem-AuditRsp-ExtIEs NBAP-PROTOCOL-EXTENSION ::= {
  ...
}

FPACH-LCR-InformationList-AuditRsp ::= SEQUENCE (SIZE (1..maxFPACHCell)) OF ProtocolIE-Single-Container {{ FPACH-LCR-InformationItemIE-AuditRsp }}

```



```

FPACH-LCR-InformationItemIE-AuditRsp NBAP-PROTOCOL-IES ::= {
  { ID id-FPACH-LCR-Information-AuditRsp    CRITICALITY ignore TYPE Common-PhysicalChannel-Status-Information    PRESENCE mandatory }
}

HS-DSCH-Resources-Information-AuditRsp ::= SEQUENCE {
  resourceOperationalState      ResourceOperationalState,
  availabilityStatus             AvailabilityStatus,
  iE-Extensions                  ProtocolExtensionContainer  {{ HS-DSCH-Resources-Information-AuditRsp-ExtIEs }}    OPTIONAL,
  ...
}

HS-DSCH-Resources-Information-AuditRsp-ExtIEs NBAP-PROTOCOL-EXTENSION ::= {
  ...
}

S-CCPCH-InformationListExt-AuditRsp ::= SEQUENCE (SIZE (1..maxSCCPCHCellinExt)) OF ProtocolIE-Single-Container {{ S-CCPCH-InformationItemIE-AuditRsp }}

S-CCPCH-LCR-InformationListExt-AuditRsp ::= SEQUENCE (SIZE (1..maxSCCPCHCellinExtLCR)) OF ProtocolIE-Single-Container {{ S-CCPCH-InformationItemIE-AuditRsp }}

E-DCH-Resources-Information-AuditRsp ::= SEQUENCE {
  resourceOperationalState      ResourceOperationalState,
  availabilityStatus             AvailabilityStatus,
  iE-Extensions                  ProtocolExtensionContainer  {{ E-DCH-Resources-Information-AuditRsp-ExtIEs }}    OPTIONAL,
  ...
}

E-DCH-Resources-Information-AuditRsp-ExtIEs NBAP-PROTOCOL-EXTENSION ::= {
  ...
}

Local-Cell-InformationList-AuditRsp ::=SEQUENCE (SIZE (1..maxLocalCellinNodeB)) OF ProtocolIE-Single-Container {{ Local-Cell-InformationItemIE-AuditRsp }}

Local-Cell-InformationItemIE-AuditRsp NBAP-PROTOCOL-IES ::= {
  { ID id-Local-Cell-InformationItem-AuditRsp    CRITICALITY ignore TYPE Local-Cell-InformationItem-AuditRsp    PRESENCE mandatory}
}

Local-Cell-InformationItem-AuditRsp ::= SEQUENCE {
  local-Cell-ID                  Local-Cell-ID,
  dl-or-global-capacityCredit     DL-or-Global-CapacityCredit,
  ul-capacityCredit               UL-CapacityCredit                                OPTIONAL,
  commonChannelsCapacityConsumptionLaw  CommonChannelsCapacityConsumptionLaw,
  dedicatedChannelsCapacityConsumptionLaw  DedicatedChannelsCapacityConsumptionLaw,
  maximumDL-PowerCapability        MaximumDL-PowerCapability                        OPTIONAL,
  minSpreadingFactor              MinSpreadingFactor                              OPTIONAL,
  minimumDL-PowerCapability        MinimumDL-PowerCapability                        OPTIONAL,
  local-Cell-Group-ID             Local-Cell-ID                                  OPTIONAL,
  iE-Extensions                  ProtocolExtensionContainer  {{ Local-Cell-InformationItem-AuditRsp-ExtIEs}}  OPTIONAL,
  ...
}

```

```

Local-Cell-InformationItem-AuditRsp-ExtIEs NBAP-PROTOCOL-EXTENSION ::= {
  { ID id-ReferenceClockAvailability CRITICALITY ignore EXTENSION ReferenceClockAvailability PRESENCE optional }|
  { ID id-Power-Local-Cell-Group-ID CRITICALITY ignore EXTENSION Local-Cell-ID PRESENCE optional }|
  { ID id-HSDPA-Capability CRITICALITY ignore EXTENSION HSDPA-Capability PRESENCE optional }|
  { ID id-E-DCH-Capability CRITICALITY ignore EXTENSION E-DCH-Capability PRESENCE optional }|
  { ID id-E-DCH-TTI2ms-Capability CRITICALITY ignore EXTENSION E-DCH-TTI2ms-Capability PRESENCE conditional }| --
The IE shall be present if E-DCH Capability IE is set to 'E-DCH Capable'.
  { ID id-E-DCH-SF-Capability CRITICALITY ignore EXTENSION E-DCH-SF-Capability PRESENCE conditional }|
  -- The IE shall be present if E-DCH Capability IE is set to 'E-DCH Capable'.
  { ID id-E-DCH-HARQ-Combining-Capability CRITICALITY ignore EXTENSION E-DCH-HARQ-Combining-Capability PRESENCE
conditional }|
  -- The IE shall be present if E-DCH Capability IE is set to 'E-DCH Capable'.
  { ID id-E-DCH-CapacityConsumptionLaw CRITICALITY ignore EXTENSION E-DCHCapacityConsumptionLaw PRESENCE optional }|
  { ID id-F-DPCH-Capability CRITICALITY ignore EXTENSION F-DPCH-Capability PRESENCE optional },
  ...
}

Local-Cell-Group-InformationList-AuditRsp ::= SEQUENCE (SIZE (1..maxLocalCellinNodeB)) OF ProtocolIE-Single-Container {{ Local-Cell-Group-
InformationItemIE-AuditRsp }}

Local-Cell-Group-InformationItemIE-AuditRsp NBAP-PROTOCOL-IES ::= {
  { ID id-Local-Cell-Group-InformationItem-AuditRsp CRITICALITY ignore TYPE Local-Cell-Group-InformationItem-AuditRsp PRESENCE mandatory}
}

Local-Cell-Group-InformationItem-AuditRsp ::= SEQUENCE {
  local-Cell-Group-ID Local-Cell-ID,
  dl-or-global-capacityCredit DL-or-Global-CapacityCredit,
  ul-capacityCredit UL-CapacityCredit OPTIONAL,
  commonChannelsCapacityConsumptionLaw CommonChannelsCapacityConsumptionLaw,
  dedicatedChannelsCapacityConsumptionLaw DedicatedChannelsCapacityConsumptionLaw,
  iE-Extensions ProtocolExtensionContainer {{ Local-Cell-Group-InformationItem-AuditRsp-ExtIEs}} OPTIONAL,
  ...
}

Local-Cell-Group-InformationItem-AuditRsp-ExtIEs NBAP-PROTOCOL-EXTENSION ::= {
  { ID id-E-DCH-CapacityConsumptionLaw CRITICALITY ignore EXTENSION E-DCHCapacityConsumptionLaw PRESENCE optional },
  ...
}

Power-Local-Cell-Group-InformationList-AuditRsp ::= SEQUENCE (SIZE (1..maxLocalCellinNodeB)) OF ProtocolIE-Single-Container {{ Power-Local-Cell-
Group-InformationItemIE-AuditRsp }}

Power-Local-Cell-Group-InformationItemIE-AuditRsp NBAP-PROTOCOL-IES ::= {
  { ID id-Power-Local-Cell-Group-InformationItem-AuditRsp CRITICALITY ignore TYPE Power-Local-Cell-Group-InformationItem-
AuditRsp PRESENCE mandatory}
}

Power-Local-Cell-Group-InformationItem-AuditRsp ::= SEQUENCE {
  power-Local-Cell-Group-ID Local-Cell-ID,
  maximumDL-PowerCapability MaximumDL-PowerCapability,
  iE-Extensions ProtocolExtensionContainer {{ Power-Local-Cell-Group-InformationItem-AuditRsp-ExtIEs}}
OPTIONAL,
  ...
}

```

```

Power-Local-Cell-Group-InformationItem-AuditRsp-ExtIEs NBAP-PROTOCOL-EXTENSION ::= {
  ...
}

-- *****
--
-- AUDIT FAILURE
--
-- *****

AuditFailure ::= SEQUENCE {
  protocolIEs          ProtocolIE-Container   {{AuditFailure-IEs}},
  protocolExtensions   ProtocolExtensionContainer {{AuditFailure-Extensions}}   OPTIONAL,
  ...
}

AuditFailure-IEs NBAP-PROTOCOL-IES ::= {
  { ID id-Cause          CRITICALITY ignore      TYPE Cause          PRESENCE mandatory }|
  { ID id-CriticalityDiagnostics CRITICALITY ignore      TYPE CriticalityDiagnostics PRESENCE optional },
  ...
}

AuditFailure-Extensions NBAP-PROTOCOL-EXTENSION ::= {
  ...
}

-- *****
--
-- COMMON MEASUREMENT INITIATION REQUEST
--
-- *****

CommonMeasurementInitiationRequest ::= SEQUENCE {
  protocolIEs          ProtocolIE-Container   {{CommonMeasurementInitiationRequest-IEs}},
  protocolExtensions   ProtocolExtensionContainer {{CommonMeasurementInitiationRequest-Extensions}}   OPTIONAL,
  ...
}

CommonMeasurementInitiationRequest-IEs NBAP-PROTOCOL-IES ::= {
  { ID id-MeasurementID          CRITICALITY reject TYPE MeasurementID          PRESENCE mandatory }|
  { ID id-CommonMeasurementObjectType-CM-Rqst CRITICALITY reject TYPE CommonMeasurementObjectType-CM-Rqst PRESENCE mandatory }|
  { ID id-CommonMeasurementType CRITICALITY reject TYPE CommonMeasurementType          PRESENCE mandatory }|
  { ID id-MeasurementFilterCoefficient CRITICALITY reject TYPE MeasurementFilterCoefficient PRESENCE optional }|
  { ID id-ReportCharacteristics CRITICALITY reject TYPE ReportCharacteristics          PRESENCE mandatory }|
  { ID id-SFNReportingIndicator CRITICALITY reject TYPE SFNReportingIndicator          PRESENCE mandatory }|
  { ID id-SFN                    CRITICALITY reject TYPE SFN                          PRESENCE optional },
  ...
}

CommonMeasurementInitiationRequest-Extensions NBAP-PROTOCOL-EXTENSION ::= {
  {ID id-CommonMeasurementAccuracy          CRITICALITY reject          EXTENSION CommonMeasurementAccuracy          PRESENCE optional}|

```

```

    { ID id-MeasurementRecoveryBehavior          CRITICALITY ignore          EXTENSION MeasurementRecoveryBehavior          PRESENCE optional
    },
    ...
}

CommonMeasurementObjectType-CM-Rqst ::= CHOICE {
    cell                Cell-CM-Rqst,
    rACH                RACH-CM-Rqst,
    notUsed-cPCH       NULL,
    ...,
    extension-CommonMeasurementObjectType-CM-Rqst      Extension-CommonMeasurementObjectType-CM-Rqst
}

Extension-CommonMeasurementObjectType-CM-Rqst ::= ProtocolIE-Single-Container {{ Extension-CommonMeasurementObjectType-CM-RqstIE }}

Extension-CommonMeasurementObjectType-CM-RqstIE NBAP-PROTOCOL-IES ::= {
    { ID id-Power-Local-Cell-Group-choice-CM-Rqst  CRITICALITY reject  TYPE PowerLocalCellGroup-CM-Rqst          PRESENCE mandatory }
}

Cell-CM-Rqst ::= SEQUENCE {
    c-ID                C-ID,
    timeSlot           TimeSlot  OPTIONAL,  -- Applicable to 3.84Mcps TDD only
    iE-Extensions      ProtocolExtensionContainer  { { CellItem-CM-Rqst-ExtIEs } }          OPTIONAL,
    ...
}

CellItem-CM-Rqst-ExtIEs NBAP-PROTOCOL-EXTENSION ::= {
    { ID id-TimeSlotLCR-CM-Rqst                CRITICALITY reject  EXTENSION TimeSlotLCR          PRESENCE optional } |
    -- Applicable to 1.28Mcps TDD only
    { ID id-NeighbouringCellMeasurementInformation  CRITICALITY ignore  EXTENSION NeighbouringCellMeasurementInformation  PRESENCE optional },
    ...
}

RACH-CM-Rqst ::= SEQUENCE {
    c-ID                C-ID,
    commonTransportChannelID  CommonTransportChannelID,
    iE-Extensions      ProtocolExtensionContainer  { { RACHItem-CM-Rqst-ExtIEs } }          OPTIONAL,
    ...
}

RACHItem-CM-Rqst-ExtIEs NBAP-PROTOCOL-EXTENSION ::= {
    ...
}

PowerLocalCellGroup-CM-Rqst ::= SEQUENCE {
    powerLocalCellGroupID  Local-Cell-ID,
    iE-Extensions      ProtocolExtensionContainer  {{ PowerLocalCellGroup-CM-Rqst-ExtIEs }}          OPTIONAL,
    ...
}

PowerLocalCellGroup-CM-Rqst-ExtIEs NBAP-PROTOCOL-EXTENSION ::= {
    ...
}

```

```

-- *****
--
-- COMMON MEASUREMENT INITIATION RESPONSE
--
-- *****

CommonMeasurementInitiationResponse ::= SEQUENCE {
    protocolIEs          ProtocolIE-Container    {{CommonMeasurementInitiationResponse-IEs}},
    protocolExtensions  ProtocolExtensionContainer {{CommonMeasurementInitiationResponse-Extensions}}    OPTIONAL,
    ...
}

CommonMeasurementInitiationResponse-IEs NBAP-PROTOCOL-IES ::= {
    { ID id-MeasurementID          CRITICALITY ignore          TYPE MeasurementID          PRESENCE mandatory }|
    { ID id-CommonMeasurementObjectType-CM-Rsp    CRITICALITY ignore          TYPE CommonMeasurementObjectType-CM-Rsp    PRESENCE optional }|
    { ID id-SFN                      CRITICALITY ignore          TYPE SFN                      PRESENCE optional }|
    { ID id-CriticalityDiagnostics          CRITICALITY ignore          TYPE CriticalityDiagnostics          PRESENCE optional },
    ...
}

CommonMeasurementInitiationResponse-Extensions NBAP-PROTOCOL-EXTENSION ::= {
    {ID id-CommonMeasurementAccuracy          CRITICALITY ignore          EXTENSION CommonMeasurementAccuracy          PRESENCE optional}|
    { ID id-MeasurementRecoverySupportIndicator          CRITICALITY ignore          EXTENSION MeasurementRecoverySupportIndicator          PRESENCE optional
    },
    ...
}

CommonMeasurementObjectType-CM-Rsp ::= CHOICE {
    cell                Cell-CM-Rsp,
    rACH                RACH-CM-Rsp,
    notUsed-cPCH        NULL,
    ...,
    extension-CommonMeasurementObjectType-CM-Rsp          Extension-CommonMeasurementObjectType-CM-Rsp
}

Extension-CommonMeasurementObjectType-CM-Rsp ::= ProtocolIE-Single-Container {{ Extension-CommonMeasurementObjectType-CM-RspIE }}

Extension-CommonMeasurementObjectType-CM-RspIE NBAP-PROTOCOL-IES ::= {
    { ID id-Power-Local-Cell-Group-choice-CM-Rsp    CRITICALITY ignore          TYPE PowerLocalCellGroup-CM-Rsp          PRESENCE mandatory }
}

Cell-CM-Rsp ::= SEQUENCE {
    commonMeasurementValue          CommonMeasurementValue,
    iE-Extensions                  ProtocolExtensionContainer { { CellItem-CM-Rsp-ExtIEs } }    OPTIONAL,
    ...
}

CellItem-CM-Rsp-ExtIEs NBAP-PROTOCOL-EXTENSION ::= {
    ...
}

RACH-CM-Rsp ::= SEQUENCE {
    commonMeasurementValue          CommonMeasurementValue,
    iE-Extensions                  ProtocolExtensionContainer { { RACHItem-CM-Rsp-ExtIEs } }    OPTIONAL,
}

```

```

}
...
}
RACHItem-CM-Rsp-ExtIEs NBAP-PROTOCOL-EXTENSION ::= {
...
}
PowerLocalCellGroup-CM-Rsp ::= SEQUENCE {
    commonMeasurementValue      CommonMeasurementValue,
    iE-Extensions                ProtocolExtensionContainer {{ PowerLocalCellGroup-CM-Rsp-ExtIEs}}
    ...
}
PowerLocalCellGroup-CM-Rsp-ExtIEs NBAP-PROTOCOL-EXTENSION ::= {
...
}
-- *****
--
-- COMMON MEASUREMENT INITIATION FAILURE
--
-- *****
CommonMeasurementInitiationFailure ::= SEQUENCE {
    protocolIEs                ProtocolIE-Container  {{CommonMeasurementInitiationFailure-IEs}},
    protocolExtensions          ProtocolExtensionContainer {{CommonMeasurementInitiationFailure-Extensions}}
    ...
}
CommonMeasurementInitiationFailure-IEs NBAP-PROTOCOL-IES ::= {
    { ID    id-MeasurementID      CRITICALITY  ignore          TYPE    MeasurementID      PRESENCE mandatory }|
    { ID    id-Cause              CRITICALITY  ignore          TYPE    Cause                    PRESENCE mandatory }|
    { ID    id-CriticalityDiagnostics CRITICALITY  ignore          TYPE    CriticalityDiagnostics    PRESENCE optional },
    ...
}
CommonMeasurementInitiationFailure-Extensions NBAP-PROTOCOL-EXTENSION ::= {
...
}
-- *****
--
-- COMMON MEASUREMENT REPORT
--
-- *****
CommonMeasurementReport ::= SEQUENCE {
    protocolIEs                ProtocolIE-Container  {{CommonMeasurementReport-IEs}},
    protocolExtensions          ProtocolExtensionContainer {{CommonMeasurementReport-Extensions}}
    ...
}
CommonMeasurementReport-IEs NBAP-PROTOCOL-IES ::= {
    { ID id-MeasurementID      CRITICALITY ignore          TYPE MeasurementID      PRESENCE mandatory }|

```

```

    { ID id-CommonMeasurementObjectType-CM-Rprt      CRITICALITY ignore      TYPE CommonMeasurementObjectType-CM-Rprt      PRESENCE mandatory } |
    { ID id-SFN                                       CRITICALITY ignore      TYPE SFN                                       PRESENCE optional },
    ...
}

CommonMeasurementReport-Extensions NBAP-PROTOCOL-EXTENSION ::= {
    { ID id-MeasurementRecoveryReportingIndicator      CRITICALITY ignore      EXTENSION MeasurementRecoveryReportingIndicator      PRESENCE
optional },
    ...
}

CommonMeasurementObjectType-CM-Rprt ::= CHOICE {
    cell                Cell-CM-Rprt,
    rACH                RACH-CM-Rprt,
    notUsed-cPCH        NULL,
    ...,
    extension-CommonMeasurementObjectType-CM-Rprt      Extension-CommonMeasurementObjectType-CM-Rprt
}

Extension-CommonMeasurementObjectType-CM-Rprt ::= ProtocolIE-Single-Container {{ Extension-CommonMeasurementObjectType-CM-RprtIE }}

Extension-CommonMeasurementObjectType-CM-RprtIE NBAP-PROTOCOL-IES ::= {
    { ID id-Power-Local-Cell-Group-choice-CM-Rprt      CRITICALITY ignore      TYPE PowerLocalCellGroup-CM-Rprt      PRESENCE mandatory }
}

Cell-CM-Rprt ::= SEQUENCE {
    commonMeasurementValueInformation      CommonMeasurementValueInformation,
    iE-Extensions                          ProtocolExtensionContainer {{ CellItem-CM-Rprt-ExtIEs }}      OPTIONAL,
    ...
}

CellItem-CM-Rprt-ExtIEs NBAP-PROTOCOL-EXTENSION ::= {
    ...
}

RACH-CM-Rprt ::= SEQUENCE {
    commonMeasurementValueInformation      CommonMeasurementValueInformation,
    iE-Extensions                          ProtocolExtensionContainer {{ RACHItem-CM-Rprt-ExtIEs }}      OPTIONAL,
    ...
}

RACHItem-CM-Rprt-ExtIEs NBAP-PROTOCOL-EXTENSION ::= {
    ...
}

PowerLocalCellGroup-CM-Rprt ::= SEQUENCE {
    commonMeasurementValueInformation      CommonMeasurementValueInformation,
    iE-Extensions                          ProtocolExtensionContainer {{ PowerLocalCellGroup-CM-Rprt-ExtIEs }}      OPTIONAL,
    ...
}

PowerLocalCellGroup-CM-Rprt-ExtIEs NBAP-PROTOCOL-EXTENSION ::= {

```

```

}
...
}
-- *****
--
-- COMMON MEASUREMENT TERMINATION REQUEST
--
-- *****

CommonMeasurementTerminationRequest ::= SEQUENCE {
    protocolIEs          ProtocolIE-Container    {{CommonMeasurementTerminationRequest-IEs}},
    protocolExtensions   ProtocolExtensionContainer {{CommonMeasurementTerminationRequest-Extensions}}    OPTIONAL,
    ...
}

CommonMeasurementTerminationRequest-IEs NBAP-PROTOCOL-IES ::= {
    { ID      id-MeasurementID          CRITICALITY ignore          TYPE      MeasurementID          PRESENCE mandatory },
    ...
}

CommonMeasurementTerminationRequest-Extensions NBAP-PROTOCOL-EXTENSION ::= {
    ...
}

-- *****
--
-- COMMON MEASUREMENT FAILURE INDICATION
--
-- *****

CommonMeasurementFailureIndication ::= SEQUENCE {
    protocolIEs          ProtocolIE-Container    {{CommonMeasurementFailureIndication-IEs}},
    protocolExtensions   ProtocolExtensionContainer {{CommonMeasurementFailureIndication-Extensions}}    OPTIONAL,
    ...
}

CommonMeasurementFailureIndication-IEs NBAP-PROTOCOL-IES ::= {
    { ID      id-MeasurementID          CRITICALITY ignore          TYPE      MeasurementID          PRESENCE mandatory } |
    { ID      id-Cause                  CRITICALITY ignore          TYPE      Cause                PRESENCE mandatory } ,
    ...
}

CommonMeasurementFailureIndication-Extensions NBAP-PROTOCOL-EXTENSION ::= {
    ...
}

-- *****
--
-- CELL SETUP REQUEST FDD
--
-- *****

CellSetupRequestFDD ::= SEQUENCE {
    protocolIEs          ProtocolIE-Container    {{CellSetupRequestFDD-IEs}},

```



```

    protocolExtensions      ProtocolExtensionContainer  {{CellSetupRequestFDD-Extensions}}      OPTIONAL,
    ...
}

CellSetupRequestFDD-IEs NBAP-PROTOCOL-IES ::= {
  { ID id-Local-Cell-ID          CRITICALITY reject  TYPE Local-Cell-ID          PRESENCE mandatory
}|
  { ID id-C-ID                  CRITICALITY reject  TYPE C-ID                    PRESENCE mandatory
}|
  { ID id-ConfigurationGenerationID  CRITICALITY reject  TYPE ConfigurationGenerationID  PRESENCE mandatory
}|
  { ID id-T-Cell                 CRITICALITY reject  TYPE T-Cell                  PRESENCE mandatory
}|
  { ID id-UARFCNforNu            CRITICALITY reject  TYPE UARFCN                  PRESENCE mandatory
}|
  { ID id-UARFCNforNd            CRITICALITY reject  TYPE UARFCN                  PRESENCE mandatory
}|
  { ID id-MaximumTransmissionPower  CRITICALITY reject  TYPE MaximumTransmissionPower  PRESENCE mandatory
}|
  { ID id-Closed-Loop-Timing-Adjustment-Mode  CRITICALITY reject  TYPE Closedlooptimingadjustmentmode  PRESENCE optional }|
  { ID id-PrimaryScramblingCode  CRITICALITY reject  TYPE PrimaryScramblingCode  PRESENCE mandatory
}|
  { ID id-Synchronisation-Configuration-Cell-SetupRqst  CRITICALITY reject  TYPE Synchronisation-Configuration-Cell-SetupRqst  PRESENCE mandatory }|
  { ID id-DL-TPC-Pattern01Count  CRITICALITY reject  TYPE DL-TPC-Pattern01Count  PRESENCE mandatory
}|
  { ID id-PrimarySCH-Information-Cell-SetupRqstFDD  CRITICALITY reject  TYPE PrimarySCH-Information-Cell-SetupRqstFDD  PRESENCE mandatory }|
  { ID id-SecondarySCH-Information-Cell-SetupRqstFDD  CRITICALITY reject  TYPE SecondarySCH-Information-Cell-SetupRqstFDD  PRESENCE mandatory }|
  { ID id-PrimaryCPICH-Information-Cell-SetupRqstFDD  CRITICALITY reject  TYPE PrimaryCPICH-Information-Cell-SetupRqstFDD  PRESENCE mandatory }|
  { ID id-SecondaryCPICH-InformationList-Cell-SetupRqstFDD  CRITICALITY reject  TYPE SecondaryCPICH-InformationList-Cell-SetupRqstFDD  PRESENCE optional }|
  { ID id-PrimaryCCPCH-Information-Cell-SetupRqstFDD  CRITICALITY reject  TYPE PrimaryCCPCH-Information-Cell-SetupRqstFDD  PRESENCE mandatory }|
  { ID id-Limited-power-increase-information-Cell-SetupRqstFDD  CRITICALITY reject  TYPE Limited-power-increase-information-Cell-SetupRqstFDD  PRESENCE mandatory },
  ...
}

CellSetupRequestFDD-Extensions NBAP-PROTOCOL-EXTENSION ::= {
  { ID id-IPDLParameter-Information-Cell-SetupRqstFDD  CRITICALITY reject  EXTENSION IPDLParameter-Information-Cell-SetupRqstFDD  PRESENCE optional }|
  { ID id-CellPortion-InformationList-Cell-SetupRqstFDD  CRITICALITY reject  EXTENSION CellPortion-InformationList-Cell-SetupRqstFDD  PRESENCE optional },
  ...
}

Synchronisation-Configuration-Cell-SetupRqst ::= SEQUENCE {
  n-INSYNC-IND          N-INSYNC-IND,
  n-OUTSYNC-IND         N-OUTSYNC-IND,
  t-RLFAILURE           T-RLFAILURE,
  iE-Extensions         ProtocolExtensionContainer { { Synchronisation-Configuration-Cell-SetupRqst-ExtIEs } }      OPTIONAL,
}

```

```

}
...
}
Synchronisation-Configuration-Cell-SetupRqst-ExtIEs NBAP-PROTOCOL-EXTENSION ::= {
...
}
PrimarySCH-Information-Cell-SetupRqstFDD ::= SEQUENCE {
commonPhysicalChannelID      CommonPhysicalChannelID,
primarySCH-Power              DL-Power,
tSTD-Indicator                TSTD-Indicator,
iE-Extensions                 ProtocolExtensionContainer { { PrimarySCH-Information-Cell-SetupRqstFDD-ExtIEs} } OPTIONAL,
...
}
PrimarySCH-Information-Cell-SetupRqstFDD-ExtIEs NBAP-PROTOCOL-EXTENSION ::= {
...
}
SecondarySCH-Information-Cell-SetupRqstFDD ::= SEQUENCE {
commonPhysicalChannelID      CommonPhysicalChannelID,
secondarySCH-Power          DL-Power,
tSTD-Indicator                TSTD-Indicator,
iE-Extensions                 ProtocolExtensionContainer { { SecondarySCH-Information-Cell-SetupRqstFDD-ExtIEs} } OPTIONAL,
...
}
SecondarySCH-Information-Cell-SetupRqstFDD-ExtIEs NBAP-PROTOCOL-EXTENSION ::= {
...
}
PrimaryCPICH-Information-Cell-SetupRqstFDD ::= SEQUENCE {
commonPhysicalChannelID      CommonPhysicalChannelID,
primaryCPICH-Power           PrimaryCPICH-Power,
transmitDiversityIndicator    TransmitDiversityIndicator,
iE-Extensions                 ProtocolExtensionContainer { { PrimaryCPICH-Information-Cell-SetupRqstFDD-ExtIEs} } OPTIONAL,
...
}
PrimaryCPICH-Information-Cell-SetupRqstFDD-ExtIEs NBAP-PROTOCOL-EXTENSION ::= {
...
}
SecondaryCPICH-InformationList-Cell-SetupRqstFDD ::= SEQUENCE (SIZE (1..maxSCPICHCell)) OF ProtocolIE-Single-Container{{ SecondaryCPICH-
InformationItemIE-Cell-SetupRqstFDD }}
SecondaryCPICH-InformationItemIE-Cell-SetupRqstFDD NBAP-PROTOCOL-IES ::= {
{ ID id-SecondaryCPICH-InformationItem-Cell-SetupRqstFDD CRITICALITY reject TYPE SecondaryCPICH-
InformationItem-Cell-SetupRqstFDD PRESENCE mandatory}
}
SecondaryCPICH-InformationItem-Cell-SetupRqstFDD ::= SEQUENCE {
commonPhysicalChannelID      CommonPhysicalChannelID,
dl-ScramblingCode            DL-ScramblingCode,

```

```

    fDD-DL-ChannelisationCodeNumber      FDD-DL-ChannelisationCodeNumber,
    secondaryCPICH-Power                  DL-Power,
    transmitDiversityIndicator            TransmitDiversityIndicator,
    iE-Extensions                          ProtocolExtensionContainer { { SecondaryCPICH-InformationItem-Cell-SetupRqstFDD-ExtIEs} } OPTIONAL,
    ...
}

SecondaryCPICH-InformationItem-Cell-SetupRqstFDD-ExtIEs NBAP-PROTOCOL-EXTENSION ::= {
    ...
}

PrimaryCCPCH-Information-Cell-SetupRqstFDD ::= SEQUENCE {
    commonPhysicalChannelID              CommonPhysicalChannelID,
    bCH-information                       BCH-Information-Cell-SetupRqstFDD,
    sTTD-Indicator                         STTD-Indicator,
    iE-Extensions                          ProtocolExtensionContainer { { PrimaryCCPCH-Information-Cell-SetupRqstFDD-ExtIEs} } OPTIONAL,
    ...
}

PrimaryCCPCH-Information-Cell-SetupRqstFDD-ExtIEs NBAP-PROTOCOL-EXTENSION ::= {
    ...
}

BCH-Information-Cell-SetupRqstFDD ::= SEQUENCE {
    commonTransportChannelID              CommonTransportChannelID,
    bCH-Power                             DL-Power,
    iE-Extensions                          ProtocolExtensionContainer { { BCH-Information-Cell-SetupRqstFDD-ExtIEs} } OPTIONAL,
    ...
}

BCH-Information-Cell-SetupRqstFDD-ExtIEs NBAP-PROTOCOL-EXTENSION ::= {
    ...
}

Limited-power-increase-information-Cell-SetupRqstFDD ::= SEQUENCE {
    powerRaiseLimit                       PowerRaiseLimit,
    dLPowerAveragingWindowSize            DLPowerAveragingWindowSize,
    iE-Extensions                          ProtocolExtensionContainer { { Limited-power-increase-information-Cell-SetupRqstFDD-ExtIEs} } OPTIONAL,
    ...
}

Limited-power-increase-information-Cell-SetupRqstFDD-ExtIEs NBAP-PROTOCOL-EXTENSION ::= {
    ...
}

IPDLParameter-Information-Cell-SetupRqstFDD ::= SEQUENCE {
    iPDL-FDD-Parameters                   IPDL-FDD-Parameters,
    iPDL-Indicator                         IPDL-Indicator,
    iE-Extensions                          ProtocolExtensionContainer { { IPDLParameter-Information-Cell-SetupRqstFDD-ExtIEs} } OPTIONAL,
    ...
}

IPDLParameter-Information-Cell-SetupRqstFDD-ExtIEs NBAP-PROTOCOL-EXTENSION ::= {

```

```

}
...
CellPortion-InformationList-Cell-SetupRqstFDD ::= SEQUENCE (SIZE (1..maxNrOfCellPortionsPerCell)) OF ProtocolIE-Single-Container{{ CellPortion-
InformationItemIE-Cell-SetupRqstFDD }}

CellPortion-InformationItemIE-Cell-SetupRqstFDD NBAP-PROTOCOL-IES ::= {
  { ID id-CellPortion-InformationItem-Cell-SetupRqstFDD   CRITICALITY reject   TYPE CellPortion-InformationItem-Cell-SetupRqstFDD
  PRESENCE      mandatory}
}

CellPortion-InformationItem-Cell-SetupRqstFDD ::= SEQUENCE {
  cellPortionID                CellPortionID,
  associatedSecondaryCPICH      CommonPhysicalChannelID,
  maximumTransmissionPowerforCellPortion  MaximumTransmissionPower,
  iE-Extensions                ProtocolExtensionContainer { { CellPortion-InformationItem-Cell-SetupRqstFDD-ExtIEs} }   OPTIONAL,
  ...
}

CellPortion-InformationItem-Cell-SetupRqstFDD-ExtIEs NBAP-PROTOCOL-EXTENSION ::= {
...
}

-- *****
--
-- CELL SETUP REQUEST TDD
--
-- *****

CellSetupRequestTDD ::= SEQUENCE {
  protocolIEs                ProtocolIE-Container   {{CellSetupRequestTDD-IEs}},
  protocolExtensions         ProtocolExtensionContainer   {{CellSetupRequestTDD-Extensions}}   OPTIONAL,
  ...
}

CellSetupRequestTDD-IEs NBAP-PROTOCOL-IES ::= {
  { ID id-Local-Cell-ID                CRITICALITY reject   TYPE Local-Cell-ID                PRESENCE mandatory
}|
  { ID id-C-ID                        CRITICALITY reject   TYPE C-ID                        PRESENCE mandatory
}|
  { ID id-ConfigurationGenerationID    CRITICALITY reject   TYPE ConfigurationGenerationID    PRESENCE mandatory
}|
  { ID id-UARFCNforNt                 CRITICALITY reject   TYPE UARFCN                       PRESENCE mandatory
}|
  { ID id-CellParameterID             CRITICALITY reject   TYPE CellParameterID             PRESENCE mandatory
}|
  { ID id-MaximumTransmissionPower     CRITICALITY reject   TYPE MaximumTransmissionPower     PRESENCE mandatory
}|
  { ID id-TransmissionDiversityApplied CRITICALITY reject   TYPE TransmissionDiversityApplied PRESENCE mandatory
}|
  { ID id-SyncCase                    CRITICALITY reject   TYPE SyncCase                    PRESENCE mandatory
}|
  { ID id-Synchronisation-Configuration-Cell-SetupRqst CRITICALITY reject   TYPE Synchronisation-Configuration-Cell-SetupRqst PRESENCE
mandatory }|
}

```

```

    { ID id-DPCHConstant                CRITICALITY reject  TYPE ConstantValue                PRESENCE mandatory
  }| -- This IE shall be ignored by the Node B.
    { ID id-PUSCHConstant                CRITICALITY reject  TYPE ConstantValue                PRESENCE mandatory
  }| -- This IE shall be ignored by the Node B.
    { ID id-PRACHConstant                CRITICALITY reject  TYPE ConstantValue                PRESENCE mandatory
  }| -- This IE shall be ignored by the Node B.
    { ID id-TimingAdvanceApplied        CRITICALITY reject  TYPE TimingAdvanceApplied        PRESENCE mandatory
  }|
    { ID id-SCH-Information-Cell-SetupRqstTDD CRITICALITY reject  TYPE SCH-Information-Cell-SetupRqstTDD PRESENCE optional }|
    -- Mandatory for 3.84Mcps TDD, Not Applicable to 1.28Mcps TDD
    { ID id-PCCPCH-Information-Cell-SetupRqstTDD CRITICALITY reject  TYPE PCCPCH-Information-Cell-SetupRqstTDD PRESENCE optional }|
    -- Mandatory for 3.84Mcps TDD, Not Applicable to 1.28Mcps TDD
    { ID id-TimeSlotConfigurationList-Cell-SetupRqstTDD CRITICALITY reject  TYPE TimeSlotConfigurationList-Cell-SetupRqstTDD PRESENCE optional
  }, -- Mandatory for 3.84Mcps TDD, Not Applicable to 1.28Mcps TDD
    ...
  }

```

```

CellSetupRequestTDD-Extensions NBAP-PROTOCOL-EXTENSION ::= {
  { ID id-TimeSlotConfigurationList-LCR-Cell-SetupRqstTDD CRITICALITY reject  EXTENSION TimeSlotConfigurationList-LCR-Cell-SetupRqstTDD
  PRESENCE optional }| -- Mandatory for 1.28Mcps TDD, Not Applicable to 3.84Mcps TDD
  { ID id-PCCPCH-LCR-Information-Cell-SetupRqstTDD CRITICALITY reject  EXTENSION PCCPCH-LCR-Information-Cell-SetupRqstTDD
  PRESENCE optional }| -- Mandatory for 1.28Mcps TDD, Not Applicable to 3.84Mcps TDD
  { ID id-DwPCH-LCR-Information-Cell-SetupRqstTDD CRITICALITY reject  EXTENSION DwPCH-LCR-Information-Cell-SetupRqstTDD
  PRESENCE optional }| -- Mandatory for 1.28Mcps TDD, Not Applicable to 3.84Mcps TDD
  { ID id-ReferenceSFNoffset CRITICALITY ignore  EXTENSION ReferenceSFNoffset
  PRESENCE optional }|
  { ID id-IPDLParameter-Information-Cell-SetupRqstTDD CRITICALITY reject  EXTENSION IPDLParameter-Information-Cell-SetupRqstTDD
  PRESENCE optional }| -- Applicable to 3.84Mcps TDD only
  { ID id-IPDLParameter-Information-LCR-Cell-SetupRqstTDD CRITICALITY reject  EXTENSION IPDLParameter-Information-LCR-Cell-SetupRqstTDD
  PRESENCE optional }, -- Applicable to 1.28Mcps TDD only
  ...
}

```

```

SCH-Information-Cell-SetupRqstTDD ::= SEQUENCE {
  commonPhysicalChannelID CommonPhysicalChannelID,
  syncCaseIndicator SyncCaseIndicator-Cell-SetupRqstTDD-PSCH,
  sCH-Power DL-Power,
  tSTD-Indicator TSTD-Indicator,
  iE-Extensions ProtocolExtensionContainer { { SCH-Information-Cell-SetupRqstTDD-ExtIEs } } OPTIONAL,
  ...
}

```

```

SCH-Information-Cell-SetupRqstTDD-ExtIEs NBAP-PROTOCOL-EXTENSION ::= {
  ...
}

```

```

SyncCaseIndicator-Cell-SetupRqstTDD-PSCH ::= ProtocolIE-Single-Container {{ SyncCaseIndicatorIE-Cell-SetupRqstTDD-PSCH }}

```

```

SyncCaseIndicatorIE-Cell-SetupRqstTDD-PSCH NBAP-PROTOCOL-IES ::= {
  { ID id-SyncCaseIndicatorItem-Cell-SetupRqstTDD-PSCH CRITICALITY reject  TYPE SyncCaseIndicatorItem-Cell-SetupRqstTDD-PSCH PRESENCE
  mandatory }
}

```

```

SyncCaseIndicatorItem-Cell-SetupRqstTDD-PSCH ::= CHOICE {
  case1          Case1-Cell-SetupRqstTDD,
  case2          Case2-Cell-SetupRqstTDD,
  ...
}

Case1-Cell-SetupRqstTDD ::= SEQUENCE {
  timeSlot      TimeSlot,
  iE-Extensions ProtocolExtensionContainer { { Case1Item-Cell-SetupRqstTDD-ExtIEs} } OPTIONAL,
  ...
}

Case1Item-Cell-SetupRqstTDD-ExtIEs NBAP-PROTOCOL-EXTENSION ::= {
  ...
}

Case2-Cell-SetupRqstTDD ::= SEQUENCE {
  sCH-TimeSlot  SCH-TimeSlot,
  iE-Extensions ProtocolExtensionContainer { { Case2Item-Cell-SetupRqstTDD-ExtIEs} } OPTIONAL,
  ...
}

Case2Item-Cell-SetupRqstTDD-ExtIEs NBAP-PROTOCOL-EXTENSION ::= {
  ...
}

PCCPCH-Information-Cell-SetupRqstTDD ::= SEQUENCE {
  commonPhysicalChannelID      CommonPhysicalChannelID,
  tdd-PhysicalChannelOffset     TDD-PhysicalChannelOffset,
  repetitionPeriod              RepetitionPeriod,
  repetitionLength              RepetitionLength,
  pCCPCH-Power                  PCCPCH-Power,
  sCTD-Indicator                 SCTD-Indicator,
  iE-Extensions                 ProtocolExtensionContainer { { PCCPCH-Information-Cell-SetupRqstTDD-ExtIEs} } OPTIONAL,
  ...
}

PCCPCH-Information-Cell-SetupRqstTDD-ExtIEs NBAP-PROTOCOL-EXTENSION ::= {
  ...
}

TimeSlotConfigurationList-Cell-SetupRqstTDD ::= SEQUENCE (SIZE (1..15)) OF TimeSlotConfigurationItem-Cell-SetupRqstTDD

TimeSlotConfigurationItem-Cell-SetupRqstTDD ::= SEQUENCE {
  timeSlot      TimeSlot,
  timeSlotStatus TimeSlotStatus,
  timeSlotDirection TimeSlotDirection,
  iE-Extensions ProtocolExtensionContainer { { TimeSlotConfigurationItem-Cell-SetupRqstTDD-ExtIEs} } OPTIONAL,
  ...
}

TimeSlotConfigurationItem-Cell-SetupRqstTDD-ExtIEs NBAP-PROTOCOL-EXTENSION ::= {
  ...
}

```

```

}

TimeSlotConfigurationList-LCR-Cell-SetupRqstTDD ::= SEQUENCE (SIZE (1..7)) OF TimeSlotConfigurationItem-LCR-Cell-SetupRqstTDD

TimeSlotConfigurationItem-LCR-Cell-SetupRqstTDD ::= SEQUENCE {
    timeSlotLCR                TimeSlotLCR,
    timeSlotStatus             TimeSlotStatus,
    timeSlotDirection          TimeSlotDirection,
    iE-Extensions              ProtocolExtensionContainer { { TimeSlotConfigurationItem-LCR-Cell-SetupRqstTDD-ExtIEs} }    OPTIONAL,
    ...
}

TimeSlotConfigurationItem-LCR-Cell-SetupRqstTDD-ExtIEs NBAP-PROTOCOL-EXTENSION ::= {
    ...
}

PCCPCH-LCR-Information-Cell-SetupRqstTDD ::= SEQUENCE {
    commonPhysicalChannelID    CommonPhysicalChannelID,
    tdd-PhysicalChannelOffset   TDD-PhysicalChannelOffset,
    repetitionPeriod           RepetitionPeriod,
    repetitionLength           RepetitionLength,
    pCCPCH-Power               PCCPCH-Power,
    sCTD-Indicator             SCTD-Indicator,
    tSTD-Indicator             TSTD-Indicator,
    iE-Extensions              ProtocolExtensionContainer { { PCCPCH-LCR-Information-Cell-SetupRqstTDD-ExtIEs} }    OPTIONAL,
    ...
}

PCCPCH-LCR-Information-Cell-SetupRqstTDD-ExtIEs NBAP-PROTOCOL-EXTENSION ::= {
    ...
}

DwPCH-LCR-Information-Cell-SetupRqstTDD ::= SEQUENCE {
    commonPhysicalChannelId    CommonPhysicalChannelID,
    tSTD-Indicator             TSTD-Indicator,
    dwPCH-Power               DwPCH-Power,
    iE-Extensions              ProtocolExtensionContainer { { DwPCH-LCR-Information-Cell-SetupRqstTDD-ExtIEs} }    OPTIONAL,
    ...
}

DwPCH-LCR-Information-Cell-SetupRqstTDD-ExtIEs NBAP-PROTOCOL-EXTENSION ::= {
    ...
}

IPDLParameter-Information-Cell-SetupRqstTDD ::= SEQUENCE {
    iPDL-TDD-Parameters        IPDL-TDD-Parameters,
    iPDL-Indicator             IPDL-Indicator,
    iE-Extensions              ProtocolExtensionContainer { { IPDLParameter-Information-Cell-SetupRqstTDD-ExtIEs} }    OPTIONAL,
    ...
}

IPDLParameter-Information-Cell-SetupRqstTDD-ExtIEs NBAP-PROTOCOL-EXTENSION ::= {
    ...
}

```

```

IPDLParameter-Information-LCR-Cell-SetupRqstTDD ::= SEQUENCE {
    iPDL-TDD-Parameters-LCR          IPDL-TDD-Parameters-LCR,
    iPDL-Indicator                    IPDL-Indicator,
    iE-Extensions                     ProtocolExtensionContainer { { IPDLParameter-Information-LCR-Cell-SetupRqstTDD-ExtIEs} } OPTIONAL,
    ...
}

```

```

IPDLParameter-Information-LCR-Cell-SetupRqstTDD-ExtIEs NBAP-PROTOCOL-EXTENSION ::= {
    ...
}

```

```

-- *****
--
-- CELL SETUP RESPONSE
--
-- *****

```

```

CellSetupResponse ::= SEQUENCE {
    protocolIEs          ProtocolIE-Container    {{CellSetupResponse-IEs}},
    protocolExtensions   ProtocolExtensionContainer {{CellSetupResponse-Extensions}} OPTIONAL,
    ...
}

```

```

CellSetupResponse-IEs NBAP-PROTOCOL-IES ::= {
    { ID      id-CriticalityDiagnostics      CRITICALITY   ignore          TYPE      CriticalityDiagnostics          PRESENCE optional},
    ...
}

```

```

CellSetupResponse-Extensions NBAP-PROTOCOL-EXTENSION ::= {
    ...
}

```

```

-- *****
--
-- CELL SETUP FAILURE
--
-- *****

```

```

CellSetupFailure ::= SEQUENCE {
    protocolIEs          ProtocolIE-Container    {{CellSetupFailure-IEs}},
    protocolExtensions   ProtocolExtensionContainer {{CellSetupFailure-Extensions}} OPTIONAL,
    ...
}

```

```

CellSetupFailure-IEs NBAP-PROTOCOL-IES ::= {
    { ID      id-Cause          CRITICALITY ignore          TYPE      Cause          PRESENCE mandatory }|
    { ID      id-CriticalityDiagnostics      CRITICALITY ignore          TYPE      CriticalityDiagnostics          PRESENCE optional },
    ...
}

```

```

CellSetupFailure-Extensions NBAP-PROTOCOL-EXTENSION ::= {
    ...
}

```



```

-- *****
--
-- CELL RECONFIGURATION REQUEST FDD
--
-- *****

CellReconfigurationRequestFDD ::= SEQUENCE {
    protocolIEs          ProtocolIE-Container    {{CellReconfigurationRequestFDD-IEs}},
    protocolExtensions   ProtocolExtensionContainer {{CellReconfigurationRequestFDD-Extensions}}    OPTIONAL,
    ...
}

CellReconfigurationRequestFDD-IEs NBAP-PROTOCOL-IES ::= {
    { ID    id-C-ID                CRITICALITY reject    TYPE C-ID
      PRESENCE mandatory }|
    { ID    id-ConfigurationGenerationID    CRITICALITY reject    TYPE ConfigurationGenerationID
      PRESENCE mandatory }|
    { ID    id-MaximumTransmissionPower     CRITICALITY reject    TYPE MaximumTransmissionPower
      PRESENCE optional }|
    { ID    id-Synchronisation-Configuration-Cell-ReconfRqst    CRITICALITY reject    TYPE Synchronisation-Configuration-Cell-ReconfRqst
      PRESENCE optional }|
    { ID    id-PrimarySCH-Information-Cell-ReconfRqstFDD        CRITICALITY reject    TYPE PrimarySCH-Information-Cell-ReconfRqstFDD
      PRESENCE optional }|
    { ID    id-SecondarySCH-Information-Cell-ReconfRqstFDD      CRITICALITY reject    TYPE SecondarySCH-Information-Cell-ReconfRqstFDD
      PRESENCE optional }|
    { ID    id-PrimaryCPICH-Information-Cell-ReconfRqstFDD     CRITICALITY reject    TYPE PrimaryCPICH-Information-Cell-ReconfRqstFDD
      PRESENCE optional }|
    { ID    id-SecondaryCPICH-InformationList-Cell-ReconfRqstFDD    CRITICALITY reject    TYPE SecondaryCPICH-InformationList-Cell-ReconfRqstFDD
      PRESENCE optional }|
    { ID    id-PrimaryCCPCH-Information-Cell-ReconfRqstFDD     CRITICALITY reject    TYPE PrimaryCCPCH-Information-Cell-ReconfRqstFDD
      PRESENCE optional },
    ...
}

CellReconfigurationRequestFDD-Extensions NBAP-PROTOCOL-EXTENSION ::= {
    {ID id-IPDLParameter-Information-Cell-ReconfRqstFDD CRITICALITY reject    EXTENSION IPDLParameter-Information-Cell-ReconfRqstFDD
      PRESENCE optional }|
    { ID id-CellPortion-InformationList-Cell-ReconfRqstFDD CRITICALITY reject    EXTENSION CellPortion-InformationList-Cell-ReconfRqstFDD
      PRESENCE optional },
    ...
}

Synchronisation-Configuration-Cell-ReconfRqst ::= SEQUENCE {
    n-INSYNC-IND          N-INSYNC-IND,
    n-OUTSYNC-IND         N-OUTSYNC-IND,
    t-RLFFAILURE          T-RLFFAILURE,
    IE-Extensions         ProtocolExtensionContainer { { Synchronisation-Configuration-Cell-ReconfRqst-ExtIEs} }    OPTIONAL,
    ...
}

Synchronisation-Configuration-Cell-ReconfRqst-ExtIEs NBAP-PROTOCOL-EXTENSION ::= {
    ...
}

```

```

PrimarySCH-Information-Cell-ReconfRqstFDD ::= SEQUENCE {
    commonPhysicalChannelID      CommonPhysicalChannelID,
    primarySCH-Power              DL-Power,
    iE-Extensions                 ProtocolExtensionContainer { { PrimarySCH-Information-Cell-ReconfRqstFDD-ExtIEs } }    OPTIONAL,
    ...
}

PrimarySCH-Information-Cell-ReconfRqstFDD-ExtIEs NBAP-PROTOCOL-EXTENSION ::= {
    ...
}

SecondarySCH-Information-Cell-ReconfRqstFDD ::= SEQUENCE {
    commonPhysicalChannelID      CommonPhysicalChannelID,
    secondarySCH-Power           DL-Power,
    iE-Extensions                 ProtocolExtensionContainer { { SecondarySCH-Information-Cell-ReconfRqstFDD-ExtIEs } }    OPTIONAL,
    ...
}

SecondarySCH-Information-Cell-ReconfRqstFDD-ExtIEs NBAP-PROTOCOL-EXTENSION ::= {
    ...
}

PrimaryCPICH-Information-Cell-ReconfRqstFDD ::= SEQUENCE {
    commonPhysicalChannelID      CommonPhysicalChannelID,
    primaryCPICH-Power           PrimaryCPICH-Power,
    iE-Extensions                 ProtocolExtensionContainer { { PrimaryCPICH-Information-Cell-ReconfRqstFDD-ExtIEs } }    OPTIONAL,
    ...
}

PrimaryCPICH-Information-Cell-ReconfRqstFDD-ExtIEs NBAP-PROTOCOL-EXTENSION ::= {
    ...
}

SecondaryCPICH-InformationList-Cell-ReconfRqstFDD ::= SEQUENCE (SIZE (1..maxSCPICHCell)) OF ProtocolIE-Single-Container{{ SecondaryCPICH-
InformationItemIE-Cell-ReconfRqstFDD }}

SecondaryCPICH-InformationItemIE-Cell-ReconfRqstFDD NBAP-PROTOCOL-IES ::= {
    { ID      id-SecondaryCPICH-InformationItem-Cell-ReconfRqstFDD      CRITICALITY reject  TYPE      SecondaryCPICH-InformationItem-Cell-ReconfRqstFDD
      PRESENCE mandatory }
}

SecondaryCPICH-InformationItem-Cell-ReconfRqstFDD ::= SEQUENCE {
    commonPhysicalChannelID      CommonPhysicalChannelID,
    secondaryCPICH-Power         DL-Power,
    iE-Extensions                 ProtocolExtensionContainer { { SecondaryCPICH-InformationItem-Cell-ReconfRqstFDD-ExtIEs } }
    OPTIONAL,
    ...
}

SecondaryCPICH-InformationItem-Cell-ReconfRqstFDD-ExtIEs NBAP-PROTOCOL-EXTENSION ::= {
    ...
}

PrimaryCCPCH-Information-Cell-ReconfRqstFDD ::= SEQUENCE {

```

```

    BCH-information          BCH-information-Cell-ReconfRqstFDD,
    iE-Extensions           ProtocolExtensionContainer { { PrimaryCCPCH-Information-Cell-ReconfRqstFDD-ExtIEs } }    OPTIONAL,
    ...
}

PrimaryCCPCH-Information-Cell-ReconfRqstFDD-ExtIEs NBAP-PROTOCOL-EXTENSION ::= {
    ...
}

BCH-information-Cell-ReconfRqstFDD ::= SEQUENCE {
    commonTransportChannelID      CommonTransportChannelID,
    bCH-Power                     DL-Power,
    iE-Extensions                 ProtocolExtensionContainer { { BCH-information-Cell-ReconfRqstFDD-ExtIEs } }    OPTIONAL,
    ...
}

BCH-information-Cell-ReconfRqstFDD-ExtIEs NBAP-PROTOCOL-EXTENSION ::= {
    ...
}

IPDLParameter-Information-Cell-ReconfRqstFDD ::= SEQUENCE {
    iPDL-FDD-Parameters           IPDL-FDD-Parameters    OPTIONAL,
    iPDL-Indicator                IPDL-Indicator,
    iE-Extensions                 ProtocolExtensionContainer { { IPDLParameter-Information-Cell-ReconfRqstFDD-ExtIEs } }    OPTIONAL,
    ...
}

IPDLParameter-Information-Cell-ReconfRqstFDD-ExtIEs NBAP-PROTOCOL-EXTENSION ::= {
    ...
}

CellPortion-InformationList-Cell-ReconfRqstFDD ::= SEQUENCE (SIZE (1..maxNrOfCellPortionsPerCell)) OF ProtocolIE-Single-Container{{ CellPortion-
InformationItemIE-Cell-ReconfRqstFDD }}

CellPortion-InformationItemIE-Cell-ReconfRqstFDD NBAP-PROTOCOL-IES ::= {
    { ID id-CellPortion-InformationItem-Cell-ReconfRqstFDD CRITICALITY reject TYPE CellPortion-InformationItem-Cell-ReconfRqstFDD
    PRESENCE mandatory}
}

CellPortion-InformationItem-Cell-ReconfRqstFDD ::= SEQUENCE {
    cellPortionID                CellPortionID,
    maximumTransmissionPowerforCellPortion      MaximumTransmissionPower,
    iE-Extensions                 ProtocolExtensionContainer { { CellPortion-InformationItem-Cell-ReconfRqstFDD-ExtIEs } }    OPTIONAL,
    ...
}

CellPortion-InformationItem-Cell-ReconfRqstFDD-ExtIEs NBAP-PROTOCOL-EXTENSION ::= {
    ...
}

-- *****
--
-- CELL RECONFIGURATION REQUEST TDD
--

```

```

-- *****
CellReconfigurationRequestTDD ::= SEQUENCE {
    protocolIEs          ProtocolIE-Container  {{CellReconfigurationRequestTDD-IEs}},
    protocolExtensions   ProtocolExtensionContainer  {{CellReconfigurationRequestTDD-Extensions}}    OPTIONAL,
    ...
}

CellReconfigurationRequestTDD-IEs NBAP-PROTOCOL-IES ::= {
    { ID id-C-ID          CRITICALITY reject TYPE C-ID          PRESENCE mandatory } |
    { ID id-ConfigurationGenerationID CRITICALITY reject TYPE ConfigurationGenerationID PRESENCE mandatory } |
    { ID id-Synchronisation-Configuration-Cell-ReconfRqst CRITICALITY reject TYPE Synchronisation-Configuration-Cell-ReconfRqst PRESENCE optional } |
    { ID id-TimingAdvanceApplied CRITICALITY reject TYPE TimingAdvanceApplied PRESENCE optional } |
    { ID id-SCH-Information-Cell-ReconfRqstTDD CRITICALITY reject TYPE SCH-Information-Cell-ReconfRqstTDD PRESENCE optional } |
    -- Applicable to 3.84Mcps TDD only
    { ID id-PCCPCH-Information-Cell-ReconfRqstTDD CRITICALITY reject TYPE PCCPCH-Information-Cell-ReconfRqstTDD PRESENCE optional } |
    { ID id-MaximumTransmissionPower CRITICALITY reject TYPE MaximumTransmissionPower PRESENCE optional } |
    { ID id-DPCHConstant CRITICALITY reject TYPE ConstantValue PRESENCE optional } |
    -- This IE shall be ignored by the Node B.
    { ID id-PUSCHConstant CRITICALITY reject TYPE ConstantValue PRESENCE optional } |
    -- This IE shall be ignored by the Node B.
    { ID id-PRACHConstant CRITICALITY reject TYPE ConstantValue PRESENCE optional } |
    -- This IE shall be ignored by the Node B.
    { ID id-TimeSlotConfigurationList-Cell-ReconfRqstTDD CRITICALITY reject TYPE TimeSlotConfigurationList-Cell-ReconfRqstTDD PRESENCE optional } |
    -- Mandatory for 3.84Mcps TDD only. Not Applicable to 1.28Mcps TDD.
    ...
}

CellReconfigurationRequestTDD-Extensions NBAP-PROTOCOL-EXTENSION ::= {
    { ID id-TimeSlotConfigurationList-LCR-Cell-ReconfRqstTDD CRITICALITY reject EXTENSION TimeSlotConfigurationList-LCR-Cell-ReconfRqstTDD PRESENCE optional } | -- Mandatory for 1.28Mcps TDD, Not Applicable to 3.84Mcps TDD
    { ID id-DwPCH-LCR-Information-Cell-ReconfRqstTDD CRITICALITY reject EXTENSION DwPCH-LCR-Information-Cell-ReconfRqstTDD PRESENCE optional } | -- Mandatory for 1.28Mcps TDD, Not Applicable to 3.84Mcps TDD
    { ID id-IPDLParameter-Information-Cell-ReconfRqstTDD CRITICALITY reject EXTENSION IPDLParameter-Information-Cell-ReconfRqstTDD PRESENCE optional } | -- Applicable to 3.84Mcps TDD only
    { ID id-IPDLParameter-Information-LCR-Cell-ReconfRqstTDD CRITICALITY reject EXTENSION IPDLParameter-Information-LCR-Cell-ReconfRqstTDD PRESENCE optional } | -- Applicable to 1.28Mcps TDD only
    ...
}

SCH-Information-Cell-ReconfRqstTDD ::= SEQUENCE {
    commonPhysicalChannelID CommonPhysicalChannelID,
    sCH-Power DL-Power,
    iE-Extensions ProtocolExtensionContainer { { PSCH-Information-Cell-ReconfRqstTDD-ExtIEs } }    OPTIONAL,
    ...
}

PSCH-Information-Cell-ReconfRqstTDD-ExtIEs NBAP-PROTOCOL-EXTENSION ::= {
    ...
}

PCCPCH-Information-Cell-ReconfRqstTDD ::= SEQUENCE {

```

```

    commonPhysicalChannelID          CommonPhysicalChannelID,
    pCCPCH-Power                     pCCPCH-Power,
    iE-Extensions                     ProtocolExtensionContainer { { PCCPCH-Information-Cell-ReconfRqstTDD-ExtIEs } }    OPTIONAL,
    ...
}

PCCPCH-Information-Cell-ReconfRqstTDD-ExtIEs NBAP-PROTOCOL-EXTENSION ::= {
    ...
}

TimeSlotConfigurationList-Cell-ReconfRqstTDD ::= SEQUENCE (SIZE (1..15)) OF TimeSlotConfigurationItem-Cell-ReconfRqstTDD

TimeSlotConfigurationItem-Cell-ReconfRqstTDD ::= SEQUENCE {
    timeSlot                         TimeSlot,
    timeSlotStatus                   TimeSlotStatus,
    timeSlotDirection                TimeSlotDirection,
    iE-Extensions                    ProtocolExtensionContainer { { TimeSlotConfigurationItem-Cell-ReconfRqstTDD-ExtIEs } }    OPTIONAL,
    ...
}

TimeSlotConfigurationItem-Cell-ReconfRqstTDD-ExtIEs NBAP-PROTOCOL-EXTENSION ::= {
    ...
}

TimeSlotConfigurationList-LCR-Cell-ReconfRqstTDD ::= SEQUENCE (SIZE (1..7)) OF TimeSlotConfigurationItem-LCR-Cell-ReconfRqstTDD

TimeSlotConfigurationItem-LCR-Cell-ReconfRqstTDD ::= SEQUENCE {
    timeSlotLCR                      TimeSlotLCR,
    timeSlotStatus                   TimeSlotStatus,
    timeSlotDirection                TimeSlotDirection,
    iE-Extensions                    ProtocolExtensionContainer { { TimeSlotConfigurationItem-LCR-Cell-ReconfRqstTDD-ExtIEs } }    OPTIONAL,
    ...
}

TimeSlotConfigurationItem-LCR-Cell-ReconfRqstTDD-ExtIEs NBAP-PROTOCOL-EXTENSION ::= {
    ...
}

DwPCH-LCR-Information-Cell-ReconfRqstTDD ::= SEQUENCE {
    commonPhysicalChannelId          CommonPhysicalChannelID,
    dwPCH-Power                     DwPCH-Power,
    iE-Extensions                    ProtocolExtensionContainer { { DwPCH-LCR-Information-Cell-ReconfRqstTDD-ExtIEs } }    OPTIONAL,
    ...
}

DwPCH-LCR-Information-Cell-ReconfRqstTDD-ExtIEs NBAP-PROTOCOL-EXTENSION ::= {
    ...
}

IPDLParameter-Information-Cell-ReconfRqstTDD ::= SEQUENCE {
    iPDL-TDD-Parameters              IPDL-TDD-Parameters    OPTIONAL,
    iPDL-Indicator                   IPDL-Indicator,
    iE-Extensions                    ProtocolExtensionContainer { { IPDLParameter-Information-Cell-ReconfRqstTDD-ExtIEs } }    OPTIONAL,
    ...
}

```

```

}

IPDLParameter-Information-Cell-ReconfRqstTDD-ExtIEs NBAP-PROTOCOL-EXTENSION ::= {
  ...
}

IPDLParameter-Information-LCR-Cell-ReconfRqstTDD ::= SEQUENCE {
  iPDL-TDD-Parameters-LCR          IPDL-TDD-Parameters-LCR          OPTIONAL,
  iPDL-Indicator                    IPDL-Indicator,
  iE-Extensions                     ProtocolExtensionContainer { { IPDLParameter-Information-LCR-Cell-ReconfRqstTDD-ExtIEs} } OPTIONAL,
  ...
}

IPDLParameter-Information-LCR-Cell-ReconfRqstTDD-ExtIEs NBAP-PROTOCOL-EXTENSION ::= {
  ...
}

-- *****
--
-- CELL RECONFIGURATION RESPONSE
--
-- *****

CellReconfigurationResponse ::= SEQUENCE {
  protocolIEs          ProtocolIE-Container   {{CellReconfigurationResponse-IEs}},
  protocolExtensions   ProtocolExtensionContainer {{CellReconfigurationResponse-Extensions}} OPTIONAL,
  ...
}

CellReconfigurationResponse-IEs NBAP-PROTOCOL-IES ::= {
  { ID id-CriticalityDiagnostics CRITICALITY ignore TYPE CriticalityDiagnostics PRESENCE optional},
  ...
}

CellReconfigurationResponse-Extensions NBAP-PROTOCOL-EXTENSION ::= {
  ...
}

-- *****
--
-- CELL RECONFIGURATION FAILURE
--
-- *****

CellReconfigurationFailure ::= SEQUENCE {
  protocolIEs          ProtocolIE-Container   {{CellReconfigurationFailure-IEs}},
  protocolExtensions   ProtocolExtensionContainer {{CellReconfigurationFailure-Extensions}} OPTIONAL,
  ...
}

CellReconfigurationFailure-IEs NBAP-PROTOCOL-IES ::= {
  { ID id-Cause          CRITICALITY ignore TYPE Cause PRESENCE mandatory }|
  { ID id-CriticalityDiagnostics CRITICALITY ignore TYPE CriticalityDiagnostics PRESENCE optional },
  ...
}

```

```

}
CellReconfigurationFailure-Extensions NBAP-PROTOCOL-EXTENSION ::= {
  ...
}
-- *****
--
-- CELL DELETION REQUEST
--
-- *****

CellDeletionRequest ::= SEQUENCE {
  protocolIEs          ProtocolIE-Container    {{CellDeletionRequest-IEs}},
  protocolExtensions  ProtocolExtensionContainer {{CellDeletionRequest-Extensions}}  OPTIONAL,
  ...
}

CellDeletionRequest-IEs NBAP-PROTOCOL-IES ::= {
  { ID      id-C-ID          CRITICALITY    reject          TYPE      C-ID          PRESENCE    mandatory},
  ...
}

CellDeletionRequest-Extensions NBAP-PROTOCOL-EXTENSION ::= {
  ...
}
-- *****
--
-- CELL DELETION RESPONSE
--
-- *****

CellDeletionResponse ::= SEQUENCE {
  protocolIEs          ProtocolIE-Container    {{CellDeletionResponse-IEs}},
  protocolExtensions  ProtocolExtensionContainer {{CellDeletionResponse-Extensions}}  OPTIONAL,
  ...
}

CellDeletionResponse-IEs NBAP-PROTOCOL-IES ::= {
  { ID      id-CriticalityDiagnostics  CRITICALITY    ignore          TYPE      CriticalityDiagnostics  PRESENCE optional},
  ...
}

CellDeletionResponse-Extensions NBAP-PROTOCOL-EXTENSION ::= {
  ...
}
-- *****
--
-- RESOURCE STATUS INDICATION
--
-- *****

```

```

ResourceStatusIndication ::= SEQUENCE {
    protocolIEs          ProtocolIE-Container    {{ResourceStatusIndication-IEs}},
    protocolExtensions   ProtocolExtensionContainer {{ResourceStatusIndication-Extensions}}
    ...
}
OPTIONAL,

ResourceStatusIndication-IEs NBAP-PROTOCOL-IES ::= {
    { ID id-IndicationType-ResourceStatusInd    CRITICALITY ignore    TYPE IndicationType-ResourceStatusInd    PRESENCE mandatory }|
    { ID id-Cause                                CRITICALITY ignore    TYPE Cause                                PRESENCE optional },
    ...
}

ResourceStatusIndication-Extensions NBAP-PROTOCOL-EXTENSION ::= {
    ...
}

IndicationType-ResourceStatusInd ::= CHOICE {
    no-Failure                No-Failure-ResourceStatusInd,
    serviceImpacting          ServiceImpacting-ResourceStatusInd,
    ...
}

No-Failure-ResourceStatusInd ::= SEQUENCE {
    local-Cell-InformationList    Local-Cell-InformationList-ResourceStatusInd,
    local-Cell-Group-InformationList    Local-Cell-Group-InformationList-ResourceStatusInd OPTIONAL,
    iE-Extensions                ProtocolExtensionContainer { { No-FailureItem-ResourceStatusInd-ExtIEs} } OPTIONAL,
    ...
}

No-FailureItem-ResourceStatusInd-ExtIEs NBAP-PROTOCOL-EXTENSION ::= {
    { ID id-Power-Local-Cell-Group-InformationList-ResourceStatusInd    CRITICALITY ignore    EXTENSION Power-Local-Cell-Group-InformationList-ResourceStatusInd    PRESENCE optional },
    ...
}

Local-Cell-InformationList-ResourceStatusInd ::= SEQUENCE(SIZE (1..maxLocalCellinNodeB)) OF ProtocolIE-Single-Container {{ Local-Cell-InformationItemIE-ResourceStatusInd }}

Local-Cell-InformationItemIE-ResourceStatusInd NBAP-PROTOCOL-IES ::= {
    { ID id-Local-Cell-InformationItem-ResourceStatusInd    CRITICALITY ignore    TYPE Local-Cell-InformationItem-ResourceStatusInd    PRESENCE mandatory }
}

Local-Cell-InformationItem-ResourceStatusInd ::= SEQUENCE {
    local-CellID                Local-Cell-ID,
    addorDeleteIndicator         AddorDeleteIndicator,
    dl-or-global-capacityCredit    DL-or-Global-CapacityCredit    OPTIONAL,
    -- This IE shall be present if AddorDeleteIndicator IE is set to 'add'
    ul-capacityCredit            UL-CapacityCredit    OPTIONAL,
    commonChannelsCapacityConsumptionLaw    CommonChannelsCapacityConsumptionLaw    OPTIONAL,
    -- This IE shall be present if AddorDeleteIndicator IE is set to 'add'
    dedicatedChannelsCapacityConsumptionLaw    DedicatedChannelsCapacityConsumptionLaw    OPTIONAL,
    -- This IE shall be present if AddorDeleteIndicator IE is set to 'add'
    maximumDL-PowerCapability     MaximumDL-PowerCapability    OPTIONAL,
}

```



```

-- This IE shall be present if AddorDeleteIndicator IE is set to 'add'
minSpreadingFactor          MinSpreadingFactor          OPTIONAL,
-- This IE shall be present if AddorDeleteIndicator IE is set to 'add'
minimumDL-PowerCapability   MinimumDL-PowerCapability   OPTIONAL,
-- This IE shall be present if AddorDeleteIndicator IE is set to 'add'
local-Cell-Group-ID        Local-Cell-ID          OPTIONAL,
iE-Extensions              ProtocolExtensionContainer { { Local-Cell-InformationItem-ResourceStatusInd-ExtIEs } } OPTIONAL,
...
}

Local-Cell-InformationItem-ResourceStatusInd-ExtIEs NBAP-PROTOCOL-EXTENSION ::= {
  { ID id-ReferenceClockAvailability CRITICALITY ignore EXTENSION ReferenceClockAvailability PRESENCE optional }|
  -- This IE shall be present if AddorDeleteIndicator IE is set to 'add' and the Local Cell is related to a TDD cell
  { ID id-Power-Local-Cell-Group-ID CRITICALITY ignore EXTENSION Local-Cell-ID PRESENCE optional }|
  { ID id-HSDPA-Capability CRITICALITY ignore EXTENSION HSDPA-Capability PRESENCE optional }|
  { ID id-E-DCH-Capability CRITICALITY ignore EXTENSION E-DCH-Capability PRESENCE optional }|
  { ID id-E-DCH-TTI2ms-Capability CRITICALITY ignore EXTENSION E-DCH-TTI2ms-Capability PRESENCE conditional }|
  -- The IE shall be present if E-DCH Capability IE is set to 'E-DCH Capable'.
  { ID id-E-DCH-SF-Capability CRITICALITY ignore EXTENSION E-DCH-SF-Capability PRESENCE conditional }|
  -- The IE shall be present if E-DCH Capability IE is set to 'E-DCH Capable'.
  { ID id-E-DCH-HARQ-Combining-Capability CRITICALITY ignore EXTENSION E-DCH-HARQ-Combining-Capability PRESENCE conditional }|
  -- The IE shall be present if E-DCH Capability IE is set to 'E-DCH Capable'.
  { ID id-E-DCH-CapacityConsumptionLaw CRITICALITY ignore EXTENSION E-DCHCapacityConsumptionLaw PRESENCE optional }|
  { ID id-F-DPCH-Capability CRITICALITY ignore EXTENSION F-DPCH-Capability PRESENCE optional },
  ...
}

Local-Cell-Group-InformationList-ResourceStatusInd ::= SEQUENCE(SIZE (1..maxLocalCellinNodeB)) OF ProtocolIE-Single-Container {{ Local-Cell-Group-InformationItemIE-ResourceStatusInd }}

Local-Cell-Group-InformationItemIE-ResourceStatusInd NBAP-PROTOCOL-IES ::= {
  { ID id-Local-Cell-Group-InformationItem-ResourceStatusInd CRITICALITY ignore TYPE Local-Cell-Group-InformationItem-ResourceStatusInd PRESENCE mandatory }
}

Local-Cell-Group-InformationItem-ResourceStatusInd ::= SEQUENCE {
  local-Cell-Group-ID Local-Cell-ID,
  dl-or-global-capacityCredit DL-or-Global-CapacityCredit,
  ul-capacityCredit OPTIONAL,
  commonChannelsCapacityConsumptionLaw CommonChannelsCapacityConsumptionLaw,
  dedicatedChannelsCapacityConsumptionLaw DedicatedChannelsCapacityConsumptionLaw,
  iE-Extensions ProtocolExtensionContainer { { Local-Cell-Group-InformationItem-ResourceStatusInd-ExtIEs } }
  OPTIONAL,
  ...
}

Local-Cell-Group-InformationItem-ResourceStatusInd-ExtIEs NBAP-PROTOCOL-EXTENSION ::= {
  { ID id-E-DCH-CapacityConsumptionLaw CRITICALITY ignore EXTENSION E-DCHCapacityConsumptionLaw PRESENCE optional },
  ...
}

Power-Local-Cell-Group-InformationList-ResourceStatusInd ::= SEQUENCE(SIZE (1..maxLocalCellinNodeB)) OF ProtocolIE-Single-Container {{ Power-Local-Cell-Group-InformationItemIE-ResourceStatusInd }}

```

```

Power-Local-Cell-Group-InformationItemIE-ResourceStatusInd NBAP-PROTOCOL-IES ::= {
  { ID id-Power-Local-Cell-Group-InformationItem-ResourceStatusInd CRITICALITY ignore TYPE Power-Local-Cell-Group-InformationItem-
ResourceStatusInd PRESENCE mandatory }
}

Power-Local-Cell-Group-InformationItem-ResourceStatusInd ::= SEQUENCE {
  power-Local-Cell-Group-ID Local-Cell-ID,
  maximumDL-PowerCapability MaximumDL-PowerCapability,
  iE-Extensions ProtocolExtensionContainer { { Power-Local-Cell-Group-InformationItem-ResourceStatusInd-ExtIEs} }
  OPTIONAL,
  ...
}

Power-Local-Cell-Group-InformationItem-ResourceStatusInd-ExtIEs NBAP-PROTOCOL-EXTENSION ::= {
  ...
}

ServiceImpacting-ResourceStatusInd ::= SEQUENCE {
  local-Cell-InformationList Local-Cell-InformationList2-ResourceStatusInd OPTIONAL,
  local-Cell-Group-InformationList Local-Cell-Group-InformationList2-ResourceStatusInd OPTIONAL,
  cCP-InformationList CCP-InformationList-ResourceStatusInd OPTIONAL,
  cell-InformationList Cell-InformationList-ResourceStatusInd OPTIONAL,
  iE-Extensions ProtocolExtensionContainer { { ServiceImpactingItem-ResourceStatusInd-ExtIEs} } OPTIONAL,
  ...
}

ServiceImpactingItem-ResourceStatusInd-ExtIEs NBAP-PROTOCOL-EXTENSION ::= {
  { ID id-Power-Local-Cell-Group-InformationList2-ResourceStatusInd CRITICALITY ignore EXTENSION Power-Local-
Cell-Group-InformationList2-ResourceStatusInd PRESENCE optional },
  ...
}

Local-Cell-InformationList2-ResourceStatusInd ::= SEQUENCE(SIZE (1..maxLocalCellinNodeB)) OF ProtocolIE-Single-Container {{ Local-Cell-
InformationItemIE2-ResourceStatusInd }}

Local-Cell-InformationItemIE2-ResourceStatusInd NBAP-PROTOCOL-IES ::= {
  { ID id-Local-Cell-InformationItem2-ResourceStatusInd CRITICALITY ignore TYPE Local-Cell-InformationItem2-ResourceStatusInd PRESENCE
mandatory }
}

Local-Cell-InformationItem2-ResourceStatusInd ::= SEQUENCE {
  local-Cell-ID Local-Cell-ID,
  dl-or-global-capacityCredit DL-or-Global-CapacityCredit OPTIONAL,
  ul-capacityCredit UL-CapacityCredit OPTIONAL,
  commonChannelsCapacityConsumptionLaw CommonChannelsCapacityConsumptionLaw OPTIONAL,
  dedicatedChannelsCapacityConsumptionLaw DedicatedChannelsCapacityConsumptionLaw OPTIONAL,
  maximum-DL-PowerCapability MaximumDL-PowerCapability OPTIONAL,
  minSpreadingFactor MinSpreadingFactor OPTIONAL,
  minimumDL-PowerCapability MinimumDL-PowerCapability OPTIONAL,
  iE-Extensions ProtocolExtensionContainer { { Local-Cell-InformationItem2-ResourceStatusInd-ExtIEs} } OPTIONAL,
  ...
}

```

```

Local-Cell-InformationItem2-ResourceStatusInd-ExtIEs NBAP-PROTOCOL-EXTENSION ::= {
  { ID id-ReferenceClockAvailability      CRITICALITY ignore      EXTENSION ReferenceClockAvailability      PRESENCE optional }|
  { ID id-HSDPA-Capability                 CRITICALITY ignore      EXTENSION HSDPA-Capability               PRESENCE optional }|
  { ID id-E-DCH-Capability                 CRITICALITY ignore      EXTENSION E-DCH-Capability               PRESENCE optional }|
  { ID id-E-DCH-TTI2ms-Capability          CRITICALITY ignore      EXTENSION E-DCH-TTI2ms-Capability        PRESENCE conditional }|
  -- The IE shall be present if E-DCH Capability IE is set to 'E-DCH Capable'.
  { ID id-E-DCH-SF-Capability              CRITICALITY ignore      EXTENSION E-DCH-SF-Capability            PRESENCE conditional }|
  -- The IE shall be present if E-DCH Capability IE is set to 'E-DCH Capable'.
  { ID id-E-DCH-HARQ-Combining-Capability  CRITICALITY ignore      EXTENSION E-DCH-HARQ-Combining-Capability PRESENCE
conditional }|
  -- The IE shall be present if E-DCH Capability IE is set to 'E-DCH Capable'.
  { ID id-E-DCH-CapacityConsumptionLaw    CRITICALITY ignore      EXTENSION E-DCHCapacityConsumptionLaw    PRESENCE optional }|
  { ID id-F-DPCH-Capability                CRITICALITY ignore      EXTENSION F-DPCH-Capability              PRESENCE optional },
  ...
}

Local-Cell-Group-InformationList2-ResourceStatusInd ::= SEQUENCE(SIZE (1..maxLocalCellinNodeB)) OF ProtocolIE-Single-Container {{ Local-Cell-Group-
InformationItemIE2-ResourceStatusInd }}

Local-Cell-Group-InformationItemIE2-ResourceStatusInd NBAP-PROTOCOL-IES ::= {
  { ID id-Local-Cell-Group-InformationItem2-ResourceStatusInd  CRITICALITY ignore      TYPE Local-Cell-Group-InformationItem2-ResourceStatusInd
PRESENCE mandatory }
}

Local-Cell-Group-InformationItem2-ResourceStatusInd ::= SEQUENCE {
  local-Cell-Group-ID                Local-Cell-ID,
  dl-or-global-capacityCredit         DL-or-Global-CapacityCredit      OPTIONAL,
  ul-capacityCredit                   UL-CapacityCredit                OPTIONAL,
  commonChannelsCapacityConsumptionLaw CommonChannelsCapacityConsumptionLaw OPTIONAL,
  dedicatedChannelsCapacityConsumptionLaw DedicatedChannelsCapacityConsumptionLaw OPTIONAL,
  iE-Extensions                       ProtocolExtensionContainer { { Local-Cell-Group-InformationItem2-ResourceStatusInd-ExtIEs } }
OPTIONAL,
  ...
}

Local-Cell-Group-InformationItem2-ResourceStatusInd-ExtIEs NBAP-PROTOCOL-EXTENSION ::= {
  { ID id-E-DCH-CapacityConsumptionLaw  CRITICALITY ignore      EXTENSION E-DCHCapacityConsumptionLaw      PRESENCE optional },
  ...
}

Power-Local-Cell-Group-InformationList2-ResourceStatusInd ::= SEQUENCE(SIZE (1..maxLocalCellinNodeB)) OF ProtocolIE-Single-Container {{ Power-
Local-Cell-Group-InformationItemIE2-ResourceStatusInd }}

Power-Local-Cell-Group-InformationItemIE2-ResourceStatusInd NBAP-PROTOCOL-IES ::= {
  { ID id-Power-Local-Cell-Group-InformationItem2-ResourceStatusInd  CRITICALITY ignore      TYPE Power-Local-Cell-Group-InformationItem2-
ResourceStatusInd      PRESENCE      mandatory }
}

Power-Local-Cell-Group-InformationItem2-ResourceStatusInd ::= SEQUENCE {
  power-Local-Cell-Group-ID                Local-Cell-ID,
  maximumDL-PowerCapability                MaximumDL-PowerCapability,
  iE-Extensions                           ProtocolExtensionContainer { { Power-Local-Cell-Group-InformationItem2-ResourceStatusInd-ExtIEs } }
OPTIONAL,
  ...
}

```

```

}

Power-Local-Cell-Group-InformationItem2-ResourceStatusInd-ExtIEs NBAP-PROTOCOL-EXTENSION ::= {
    ...
}

CCP-InformationList-ResourceStatusInd ::= SEQUENCE (SIZE (1..maxCCPinNodeB)) OF ProtocolIE-Single-Container {{ CCP-InformationItemIE-ResourceStatusInd }}

CCP-InformationItemIE-ResourceStatusInd NBAP-PROTOCOL-IES ::= {
    { ID id-CCP-InformationItem-ResourceStatusInd    CRITICALITY ignore    TYPE CCP-InformationItem-ResourceStatusInd    PRESENCE mandatory }
}

CCP-InformationItem-ResourceStatusInd ::= SEQUENCE {
    communicationControlPortID          CommunicationControlPortID,
    resourceOperationalState            ResourceOperationalState,
    availabilityStatus                  AvailabilityStatus,
    iE-Extensions                       ProtocolExtensionContainer { { CCP-InformationItem-ResourceStatusInd-ExtIEs } }    OPTIONAL,
    ...
}

CCP-InformationItem-ResourceStatusInd-ExtIEs NBAP-PROTOCOL-EXTENSION ::= {
    ...
}

Cell-InformationList-ResourceStatusInd ::= SEQUENCE (SIZE (1..maxCellinNodeB)) OF ProtocolIE-Single-Container {{ Cell-InformationItemIE-ResourceStatusInd }}

Cell-InformationItemIE-ResourceStatusInd NBAP-PROTOCOL-IES ::= {
    { ID id-Cell-InformationItem-ResourceStatusInd    CRITICALITY ignore    TYPE Cell-InformationItem-ResourceStatusInd    PRESENCE mandatory }
}

Cell-InformationItem-ResourceStatusInd ::= SEQUENCE {
    c-ID                                C-ID,
    resourceOperationalState            ResourceOperationalState                OPTIONAL,
    availabilityStatus                  AvailabilityStatus                      OPTIONAL,
    primary-SCH-Information             P-SCH-Information-ResourceStatusInd    OPTIONAL, -- FDD only
    secondary-SCH-Information           S-SCH-Information-ResourceStatusInd    OPTIONAL, -- FDD only
    primary-CPICH-Information           P-CPICH-Information-ResourceStatusInd  OPTIONAL, -- FDD only
    secondary-CPICH-Information         S-CPICH-InformationList-ResourceStatusInd  OPTIONAL, -- FDD only
    primary-CCPCH-Information           P-CCPCH-Information-ResourceStatusInd  OPTIONAL,
    bCH-Information                    BCH-Information-ResourceStatusInd      OPTIONAL,
    secondary-CCPCH-InformationList     S-CCPCH-InformationList-ResourceStatusInd  OPTIONAL,
    pCH-Information                     PCH-Information-ResourceStatusInd      OPTIONAL,
    pICH-Information                    PICH-Information-ResourceStatusInd     OPTIONAL,
    fACH-InformationList                FACH-InformationList-ResourceStatusInd  OPTIONAL,
    pRACH-InformationList               PRACH-InformationList-ResourceStatusInd  OPTIONAL,
    rACH-InformationList                RACH-InformationList-ResourceStatusInd  OPTIONAL,
    aICH-InformationList                AICH-InformationList-ResourceStatusInd  OPTIONAL, -- FDD only
    notUsed-1-pCPCH-InformationList     NULL                                    OPTIONAL,
    notUsed-2-cPCH-InformationList      NULL                                    OPTIONAL,
    notUsed-3-aP-AICH-InformationList   NULL                                    OPTIONAL,
    notUsed-4-cDCA-ICH-InformationList  NULL                                    OPTIONAL,
    sCH-Information                    SCH-Information-ResourceStatusInd      OPTIONAL, -- Applicable to 3.84Mcps TDD only
}

```

```

    iE-Extensions
    ...
}

Cell-InformationItem-ResourceStatusInd-ExtIEs NBAP-PROTOCOL-EXTENSION ::= {
  { ID id-FPACH-LCR-InformationList-ResourceStatusInd          CRITICALITY ignore  EXTENSION FPACH-LCR-InformationList-ResourceStatusInd
  PRESENCE optional }| -- Applicable to 1.28Mcps TDD only
  { ID id-DwPCH-LCR-Information-ResourceStatusInd              CRITICALITY ignore  EXTENSION DwPCH-LCR-Information-ResourceStatusInd
  PRESENCE optional }| -- Applicable to 1.28Mcps TDD only
  { ID id-HSDSCH-Resources-Information-ResourceStatusInd      CRITICALITY ignore  EXTENSION HS-DSCH-Resources-Information-ResourceStatusInd
  PRESENCE optional }|
  { ID id-MICH-Information-ResourceStatusInd                   CRITICALITY ignore  EXTENSION Common-PhysicalChannel-Status-Information
  PRESENCE optional }|
  { ID id-S-CCPCH-InformationListExt-ResourceStatusInd        CRITICALITY ignore  EXTENSION S-CCPCH-InformationListExt-ResourceStatusInd
  PRESENCE optional }|
  -- Applicable to 3.84Mcps TDD only, used when there are more than maxSCCPCHCell SCCPCHs in the message.
  { ID id-S-CCPCH-LCR-InformationListExt-ResourceStatusInd    CRITICALITY ignore  EXTENSION S-CCPCH-LCR-InformationListExt-ResourceStatusInd
  PRESENCE optional }|
  -- Applicable to 1.28Mcps TDD only, used when there are more than maxSCCPCHCell SCCPCHs in the message.
  { ID id-E-DCH-Resources-Information-ResourceStatusInd      CRITICALITY ignore  EXTENSION E-DCH-Resources-Information-ResourceStatusInd
  PRESENCE optional },
  ...
}

P-SCH-Information-ResourceStatusInd ::= ProtocolIE-Single-Container {{ P-SCH-InformationIE-ResourceStatusInd }}

P-SCH-InformationIE-ResourceStatusInd NBAP-PROTOCOL-IES ::= {
  { ID id-P-SCH-Information  CRITICALITY ignore  TYPE Common-PhysicalChannel-Status-Information          PRESENCE mandatory }
}

S-SCH-Information-ResourceStatusInd ::= ProtocolIE-Single-Container {{ S-SCH-InformationIE-ResourceStatusInd }}

S-SCH-InformationIE-ResourceStatusInd NBAP-PROTOCOL-IES ::= {
  { ID id-S-SCH-Information  CRITICALITY ignore  TYPE Common-PhysicalChannel-Status-Information          PRESENCE mandatory }
}

P-CPICH-Information-ResourceStatusInd ::= ProtocolIE-Single-Container {{ P-CPICH-InformationIE-ResourceStatusInd }}

P-CPICH-InformationIE-ResourceStatusInd NBAP-PROTOCOL-IES ::= {
  { ID id-P-CPICH-Information  CRITICALITY ignore  TYPE Common-PhysicalChannel-Status-Information          PRESENCE mandatory }
}

S-CPICH-InformationList-ResourceStatusInd ::= SEQUENCE (SIZE (1..maxSCPICHCell)) OF ProtocolIE-Single-Container {{ S-CPICH-InformationItemIE-ResourceStatusInd }}

S-CPICH-InformationItemIE-ResourceStatusInd NBAP-PROTOCOL-IES ::= {
  { ID id-S-CPICH-Information  CRITICALITY ignore  TYPE Common-PhysicalChannel-Status-Information          PRESENCE mandatory }
}

P-CCPCH-Information-ResourceStatusInd ::= ProtocolIE-Single-Container {{ P-CCPCH-InformationIE-ResourceStatusInd }}

P-CCPCH-InformationIE-ResourceStatusInd NBAP-PROTOCOL-IES ::= {
  { ID id-P-CCPCH-Information  CRITICALITY ignore  TYPE Common-PhysicalChannel-Status-Information          PRESENCE mandatory }
}

```

```

BCH-Information-ResourceStatusInd ::= ProtocolIE-Single-Container {{ BCH-InformationIE-ResourceStatusInd }}

BCH-InformationIE-ResourceStatusInd NBAP-PROTOCOL-IES ::= {
  { ID id-BCH-Information  CRITICALITY ignore  TYPE Common-TransportChannel-Status-Information  PRESENCE mandatory }
}

S-CCPCH-InformationList-ResourceStatusInd ::= SEQUENCE (SIZE (1..maxSCCPCHCell)) OF ProtocolIE-Single-Container {{ S-CCPCH-InformationItemIE-ResourceStatusInd }}

S-CCPCH-InformationItemIE-ResourceStatusInd NBAP-PROTOCOL-IES ::= {
  { ID id-S-CCPCH-Information  CRITICALITY ignore  TYPE Common-PhysicalChannel-Status-Information  PRESENCE mandatory }
}

PCH-Information-ResourceStatusInd ::= ProtocolIE-Single-Container {{ PCH-InformationIE-ResourceStatusInd }}

PCH-InformationIE-ResourceStatusInd NBAP-PROTOCOL-IES ::= {
  { ID id-PCH-Information  CRITICALITY ignore  TYPE Common-TransportChannel-Status-Information  PRESENCE mandatory }
}

PICH-Information-ResourceStatusInd ::= ProtocolIE-Single-Container {{ PICH-InformationIE-ResourceStatusInd }}

PICH-InformationIE-ResourceStatusInd NBAP-PROTOCOL-IES ::= {
  { ID id-PICH-Information  CRITICALITY ignore  TYPE Common-PhysicalChannel-Status-Information  PRESENCE mandatory }
}

FACH-InformationList-ResourceStatusInd ::= SEQUENCE (SIZE (1..maxFACHCell)) OF ProtocolIE-Single-Container {{ FACH-InformationItemIE-ResourceStatusInd }}

FACH-InformationItemIE-ResourceStatusInd NBAP-PROTOCOL-IES ::= {
  { ID id-FACH-Information  CRITICALITY ignore  TYPE Common-TransportChannel-Status-Information  PRESENCE mandatory }
}

PRACH-InformationList-ResourceStatusInd ::= SEQUENCE (SIZE (1..maxPRACHCell)) OF ProtocolIE-Single-Container {{ PRACH-InformationItemIE-ResourceStatusInd }}

PRACH-InformationItemIE-ResourceStatusInd NBAP-PROTOCOL-IES ::= {
  { ID id-PRACH-Information  CRITICALITY ignore  TYPE Common-PhysicalChannel-Status-Information  PRESENCE mandatory }
}

RACH-InformationList-ResourceStatusInd ::= SEQUENCE (SIZE (1..maxPRACHCell)) OF ProtocolIE-Single-Container {{ RACH-InformationItemIE-ResourceStatusInd }}

RACH-InformationItemIE-ResourceStatusInd NBAP-PROTOCOL-IES ::= {
  { ID id-RACH-Information  CRITICALITY ignore  TYPE Common-TransportChannel-Status-Information  PRESENCE mandatory }
}

AICH-InformationList-ResourceStatusInd ::= SEQUENCE (SIZE (1..maxPRACHCell)) OF ProtocolIE-Single-Container {{ AICH-InformationItemIE-ResourceStatusInd }}

AICH-InformationItemIE-ResourceStatusInd NBAP-PROTOCOL-IES ::= {
  { ID id-AICH-Information  CRITICALITY ignore  TYPE Common-PhysicalChannel-Status-Information  PRESENCE mandatory }
}

```

```

SCH-Information-ResourceStatusInd ::= ProtocolIE-Single-Container {{ SCH-InformationIE-ResourceStatusInd }}

SCH-InformationIE-ResourceStatusInd NBAP-PROTOCOL-IES ::= {
  { ID id-SCH-Information    CRITICALITY ignore    TYPE Common-PhysicalChannel-Status-Information          PRESENCE mandatory }
}

FPACH-LCR-InformationList-ResourceStatusInd ::= SEQUENCE (SIZE (1..maxFPACHCell)) OF ProtocolIE-Single-Container {{ FPACH-LCR-InformationItemIE-ResourceStatusInd }}

FPACH-LCR-InformationItemIE-ResourceStatusInd NBAP-PROTOCOL-IES ::= {
  { ID id-FPACH-LCR-Information  CRITICALITY ignore    TYPE Common-PhysicalChannel-Status-Information          PRESENCE mandatory }
}

DwPCH-LCR-Information-ResourceStatusInd ::= ProtocolIE-Single-Container {{ DwPCH-LCR-InformationIE-ResourceStatusInd }}

DwPCH-LCR-InformationIE-ResourceStatusInd NBAP-PROTOCOL-IES ::= {
  { ID id-DwPCH-LCR-Information  CRITICALITY ignore    TYPE Common-PhysicalChannel-Status-Information          PRESENCE mandatory }
}

HS-DSCH-Resources-Information-ResourceStatusInd ::= SEQUENCE {
  resourceOperationalState      ResourceOperationalState,
  availabilityStatus            AvailabilityStatus,
  iE-Extensions                 ProtocolExtensionContainer  {{ HS-DSCH-Resources-Information-ResourceStatusInd-ExtIEs }}    OPTIONAL,
  ...
}

HS-DSCH-Resources-Information-ResourceStatusInd-ExtIEs NBAP-PROTOCOL-EXTENSION ::= {
  ...
}

S-CCPCH-InformationListExt-ResourceStatusInd ::= SEQUENCE (SIZE (1..maxSCCPCHCellinExt)) OF ProtocolIE-Single-Container {{ S-CCPCH-InformationItemIE-ResourceStatusInd }}

S-CCPCH-LCR-InformationListExt-ResourceStatusInd ::= SEQUENCE (SIZE (1..maxSCCPCHCellinExtLCR)) OF ProtocolIE-Single-Container {{ S-CCPCH-InformationItemIE-ResourceStatusInd }}

E-DCH-Resources-Information-ResourceStatusInd ::= SEQUENCE {
  resourceOperationalState      ResourceOperationalState,
  availabilityStatus            AvailabilityStatus,
  iE-Extensions                 ProtocolExtensionContainer  {{ E-DCH-Resources-Information-ResourceStatusInd-ExtIEs }}    OPTIONAL,
  ...
}

E-DCH-Resources-Information-ResourceStatusInd-ExtIEs NBAP-PROTOCOL-EXTENSION ::= {
  ...
}

-- *****
--
-- SYSTEM INFORMATION UPDATE REQUEST
--
-- *****

SystemInformationUpdateRequest ::= SEQUENCE {

```

```

    protocolIEs          ProtocolIE-Container    {{SystemInformationUpdateRequest-IEs}},
    protocolExtensions   ProtocolExtensionContainer {{SystemInformationUpdateRequest-Extensions}}
    ...
}

SystemInformationUpdateRequest-IEs NBAP-PROTOCOL-IES ::= {
  { ID id-C-ID          CRITICALITY reject TYPE C-ID          PRESENCE mandatory }|
  { ID id-BCCH-ModificationTime CRITICALITY reject TYPE BCCH-ModificationTime PRESENCE optional }|
  { ID id-MIB-SB-SIB-InformationList-SystemInfoUpdateRqst CRITICALITY reject TYPE MIB-SB-SIB-InformationList-SystemInfoUpdateRqst
  PRESENCE mandatory },
  ...
}

SystemInformationUpdateRequest-Extensions NBAP-PROTOCOL-EXTENSION ::= {
  ...
}

MIB-SB-SIB-InformationList-SystemInfoUpdateRqst ::= SEQUENCE (SIZE (1..maxIB)) OF MIB-SB-SIB-InformationItem-SystemInfoUpdateRqst

MIB-SB-SIB-InformationItem-SystemInfoUpdateRqst ::= SEQUENCE {
  iB-Type          IB-Type,
  iB-OC-ID         IB-OC-ID,
  deletionIndicator DeletionIndicator-SystemInfoUpdate,
  iE-Extensions   ProtocolExtensionContainer { { MIB-SB-SIB-InformationItem-SystemInfoUpdateRqst-ExtIEs } } OPTIONAL,
  ...
}

MIB-SB-SIB-InformationItem-SystemInfoUpdateRqst-ExtIEs NBAP-PROTOCOL-EXTENSION ::= {
  ...
}

DeletionIndicator-SystemInfoUpdate ::= CHOICE {
  no-Deletion          No-Deletion-SystemInfoUpdate,
  yes-Deletion         NULL
}

No-Deletion-SystemInfoUpdate ::= SEQUENCE {
  sIB-Originator      SIB-Originator          OPTIONAL,
  -- This IE shall be present if the IB-Type IE is set to "SIB"
  iB-SG-REP           IB-SG-REP              OPTIONAL,
  segmentInformationList SegmentInformationList-SystemInfoUpdate,
  iE-Extensions      ProtocolExtensionContainer { { No-DeletionItem-SystemInfoUpdate-ExtIEs } } OPTIONAL,
  ...
}

No-DeletionItem-SystemInfoUpdate-ExtIEs NBAP-PROTOCOL-EXTENSION ::= {
  ...
}

SegmentInformationList-SystemInfoUpdate ::= ProtocolIE-Single-Container {{ SegmentInformationListIEs-SystemInfoUpdate }}

SegmentInformationListIEs-SystemInfoUpdate NBAP-PROTOCOL-IES ::= {
  { ID id-SegmentInformationListIE-SystemInfoUpdate CRITICALITY reject TYPE SegmentInformationListIE-SystemInfoUpdate PRESENCE mandatory }
}

```



```

}

SegmentInformationListIE-SystemInfoUpdate ::= SEQUENCE (SIZE (1..maxIBSEG)) OF SegmentInformationItem-SystemInfoUpdate

SegmentInformationItem-SystemInfoUpdate ::= SEQUENCE {
    iB-SG-POS                IB-SG-POS                OPTIONAL,
    segment-Type             Segment-Type            OPTIONAL,
    -- This IE shall be present if the SIB Originator IE is set to "CRNC" or the IB-Type IE is set to "MIB", "SB1" or "SB2"
    iB-SG-DATA               IB-SG-DATA              OPTIONAL,
    -- This IE shall be present if the SIB Originator IE is set to "CRNC" or the IB-Type IE is set to "MIB", "SB1" or "SB2"
    IE-Extensions           ProtocolExtensionContainer { { SegmentInformationItem-SystemInfoUpdate-ExtIEs } } OPTIONAL,
    ...
}

SegmentInformationItem-SystemInfoUpdate-ExtIEs NBAP-PROTOCOL-EXTENSION ::= {
    ...
}

-- *****
--
-- SYSTEM INFORMATION UPDATE RESPONSE
--
-- *****

SystemInformationUpdateResponse ::= SEQUENCE {
    protocolIEs              ProtocolIE-Container    {{SystemInformationUpdateResponse-IEs}},
    protocolExtensions       ProtocolExtensionContainer {{SystemInformationUpdateResponse-Extensions}}    OPTIONAL,
    ...
}

SystemInformationUpdateResponse-IEs NBAP-PROTOCOL-IES ::= {
    { ID      id-CriticalityDiagnostics      CRITICALITY      ignore          TYPE      CriticalityDiagnostics          PRESENCE optional},
    ...
}

SystemInformationUpdateResponse-Extensions NBAP-PROTOCOL-EXTENSION ::= {
    ...
}

-- *****
--
-- SYSTEM INFORMATION UPDATE FAILURE
--
-- *****

SystemInformationUpdateFailure ::= SEQUENCE {
    protocolIEs              ProtocolIE-Container    {{SystemInformationUpdateFailure-IEs}},
    protocolExtensions       ProtocolExtensionContainer {{SystemInformationUpdateFailure-Extensions}}    OPTIONAL,
    ...
}

SystemInformationUpdateFailure-IEs NBAP-PROTOCOL-IES ::= {
    { ID      id-Cause                CRITICALITY      ignore          TYPE      Cause                PRESENCE mandatory
    }|
}

```

```

    { ID id-CriticalityDiagnostics          CRITICALITY ignore      TYPE CriticalityDiagnostics      PRESENCE optional },
    ...
}

SystemInformationUpdateFailure-Extensions NBAP-PROTOCOL-EXTENSION ::= {
    ...
}

-- *****
--
-- RADIO LINK SETUP REQUEST FDD
--
-- *****

RadioLinkSetupRequestFDD ::= SEQUENCE {
    protocolIEs          ProtocolIE-Container    {{RadioLinkSetupRequestFDD-IEs}},
    protocolExtensions   ProtocolExtensionContainer {{RadioLinkSetupRequestFDD-Extensions}}      OPTIONAL,
    ...
}

RadioLinkSetupRequestFDD-IEs NBAP-PROTOCOL-IES ::= {
} |
{ ID id-UL-DPCH-Information-RL-SetupRqstFDD          CRITICALITY reject      TYPE UL-DPCH-Information-RL-SetupRqstFDD          PRESENCE mandatory
} |
{ ID id-DL-DPCH-Information-RL-SetupRqstFDD          CRITICALITY reject      TYPE DL-DPCH-Information-RL-SetupRqstFDD          PRESENCE optional } |
{ ID id-DCH-FDD-Information                          CRITICALITY reject      TYPE DCH-FDD-Information                          PRESENCE mandatory
} |
{ ID id-RL-InformationList-RL-SetupRqstFDD          CRITICALITY notify      TYPE RL-InformationList-RL-SetupRqstFDD          PRESENCE mandatory
} |
{ ID id-Transmission-Gap-Pattern-Sequence-Information          CRITICALITY reject      TYPE Transmission-Gap-Pattern-Sequence-Information          PRESENCE optional } |
{ ID id-Active-Pattern-Sequence-Information          CRITICALITY reject      TYPE Active-Pattern-Sequence-Information          PRESENCE optional },
    ...
}

RadioLinkSetupRequestFDD-Extensions NBAP-PROTOCOL-EXTENSION ::= {
    { ID id-DL-PowerBalancing-Information          CRITICALITY ignore      EXTENSION DL-PowerBalancing-Information          PRESENCE optional } |
    { ID id-HSDSCH-FDD-Information                CRITICALITY reject      EXTENSION HSDSCH-FDD-Information                PRESENCE optional } |
    { ID id-HSDSCH-RNTI                          CRITICALITY reject      EXTENSION HSDSCH-RNTI                          PRESENCE conditional } |
    -- The IE shall be present if HS-DSCH Information IE is present
    { ID id-HSPDSCH-RL-ID                          CRITICALITY reject      EXTENSION RL-ID                                PRESENCE conditional } |
    -- The IE shall be present if HS-DSCH Information IE is present
    { ID id-E-DPCH-Information-RL-SetupRqstFDD      CRITICALITY reject      EXTENSION E-DPCH-Information-RL-SetupRqstFDD      PRESENCE optional } |
    { ID id-E-DCH-FDD-Information                  CRITICALITY reject      EXTENSION E-DCH-FDD-Information                  PRESENCE conditional } |
    -- The IE shall be present if E-DPCH Information IE is present
    { ID id-Serving-E-DCH-RL-ID                    CRITICALITY reject      EXTENSION Serving-E-DCH-RL-ID                    PRESENCE optional } |
    { ID id-F-DPCH-Information-RL-SetupRqstFDD      CRITICALITY reject      EXTENSION F-DPCH-Information-RL-SetupRqstFDD      PRESENCE optional } |
    { ID id-Initial-DL-DPCH-TimingAdjustment-Allowed          CRITICALITY ignore      EXTENSION Initial-DL-DPCH-TimingAdjustment-Allowed          PRESENCE optional } |
    { ID id-DCH-Indicator-For-E-DCH-HSDPA-Operation          CRITICALITY reject      EXTENSION DCH-Indicator-For-E-DCH-HSDPA-Operation          PRESENCE optional },
    ...
}

```

```

UL-DPCH-Information-RL-SetupRqstFDD ::= SEQUENCE {
    ul-ScramblingCode                UL-ScramblingCode,
    minUL-ChannelisationCodeLength    MinUL-ChannelisationCodeLength,
    maxNrOfUL-DPDCHs                 MaxNrOfUL-DPDCHs           OPTIONAL,
    -- This IE shall be present if Min UL Channelisation Code length IE is set to 4 --
    ul-PunctureLimit                 PunctureLimit,
    tFCS                              TFCS,
    ul-DPCCH-SlotFormat              UL-DPCCH-SlotFormat,
    ul-SIR-Target                    UL-SIR,
    diversityMode                    DiversityMode,
    not-Used-sSDT-CellID-Length      NULL           OPTIONAL,
    not-Used-s-FieldLength           NULL           OPTIONAL,
    iE-Extensions                    ProtocolExtensionContainer { { UL-DPCH-Information-RL-SetupRqstFDD-ExtIEs} } OPTIONAL,
    ...
}

UL-DPCH-Information-RL-SetupRqstFDD-ExtIEs NBAP-PROTOCOL-EXTENSION ::= {
    { ID id-DPC-Mode                CRITICALITY reject EXTENSION DPC-Mode                PRESENCE optional }|
    { ID id-UL-DPDCH-Indicator-For-E-DCH-Operation CRITICALITY reject EXTENSION UL-DPDCH-Indicator-For-E-DCH-Operation PRESENCE optional },
    ...
}

DL-DPCH-Information-RL-SetupRqstFDD ::= SEQUENCE {
    tFCS                              TFCS,
    dl-DPCH-SlotFormat                DL-DPCH-SlotFormat,
    tFCI-SignallingMode               TFCI-SignallingMode,
    tFCI-Presence                     TFCI-Presence           OPTIONAL,
    -- this IE shall be present if the DL DPCH slot format IE is set to any of the values from 12 to 16 --
    multiplexingPosition              MultiplexingPosition,
    not-Used-pDSCH-RL-ID              NULL                   OPTIONAL,
    not-Used-pDSCH-CodeMapping        NULL                   OPTIONAL,
    powerOffsetInformation             PowerOffsetInformation-RL-SetupRqstFDD,
    fdd-TPC-DownlinkStepSize          FDD-TPC-DownlinkStepSize,
    limitedPowerIncrease              LimitedPowerIncrease,
    innerLoopDLPCStatus              InnerLoopDLPCStatus,
    iE-Extensions                    ProtocolExtensionContainer { { DL-DPCH-Information-RL-SetupRqstFDD-ExtIEs} } OPTIONAL,
    ...
}

DL-DPCH-Information-RL-SetupRqstFDD-ExtIEs NBAP-PROTOCOL-EXTENSION ::= {
    ...
}

PowerOffsetInformation-RL-SetupRqstFDD ::= SEQUENCE {
    p01-ForTFCI-Bits                 PowerOffset,
    p02-ForTPC-Bits                  PowerOffset,
    p03-ForPilotBits                 PowerOffset,
    iE-Extensions                    ProtocolExtensionContainer { { PowerOffsetInformation-RL-SetupRqstFDD-ExtIEs} } OPTIONAL,
    ...
}

PowerOffsetInformation-RL-SetupRqstFDD-ExtIEs NBAP-PROTOCOL-EXTENSION ::= {
    ...
}

```

```

}

RL-InformationList-RL-SetupRqstFDD ::= SEQUENCE (SIZE (1..maxNrOfRLs)) OF
  ProtocolIE-Single-Container{{ RL-InformationItemIE-RL-SetupRqstFDD }}

RL-InformationItemIE-RL-SetupRqstFDD NBAP-PROTOCOL-IES ::= {
  { ID id-RL-InformationItemIE-RL-SetupRqstFDD CRITICALITY notify TYPE RL-InformationItem-RL-
  SetupRqstFDD PRESENCE mandatory}
}

RL-InformationItem-RL-SetupRqstFDD ::= SEQUENCE {
  rL-ID RL-ID,
  c-ID C-ID,
  firstRLS-indicator FirstRLS-Indicator,
  frameOffset FrameOffset,
  chipOffset ChipOffset,
  propagationDelay PropagationDelay OPTIONAL,
  diversityControlField DiversityControlField OPTIONAL,
  -- This IE shall be present if the RL is not the first one in the RL Information IE
  dl-CodeInformation FDD-DL-CodeInformation,
  initialDL-transmissionPower DL-Power,
  maximumDL-power DL-Power,
  minimumDL-power DL-Power,
  not-Used-sSDT-Cell-Identity NULL OPTIONAL,
  transmitDiversityIndicator TransmitDiversityIndicator OPTIONAL,
  -- This IE shall be present if Diversity Mode IE in UL DPCH Information group is not set to 'none'
  iE-Extensions ProtocolExtensionContainer { { RL-InformationItem-RL-SetupRqstFDD-ExtIEs} } OPTIONAL,
  ...
}

RL-InformationItem-RL-SetupRqstFDD-ExtIEs NBAP-PROTOCOL-EXTENSION ::= {
  { ID id-RL-Specific-DCH-Info CRITICALITY ignore EXTENSION RL-Specific-DCH-Info PRESENCE optional }|
  { ID id-DelayedActivation CRITICALITY reject EXTENSION DelayedActivation PRESENCE optional }|
  { ID id-Primary-CPICH-Usage-for-Channel-Estimation CRITICALITY ignore EXTENSION Primary-CPICH-Usage-for-Channel-Estimation PRESENCE
optional }|
  { ID id-Secondary-CPICH-Information CRITICALITY ignore EXTENSION CommonPhysicalChannelID PRESENCE optional }|
  { ID id-E-DCH-RL-Indication CRITICALITY reject EXTENSION E-DCH-RL-Indication PRESENCE optional }|
  { ID id-RL-Specific-E-DCH-Info CRITICALITY ignore EXTENSION RL-Specific-E-DCH-Info PRESENCE optional }|
  { ID id-SynchronisationIndicator CRITICALITY ignore EXTENSION SynchronisationIndicator PRESENCE optional },
  ...
}

E-DPCH-Information-RL-SetupRqstFDD ::= SEQUENCE {
  maxSet-E-DPDCHs Max-Set-E-DPDCHs,
  ul-PunctureLimit PunctureLimit,
  e-TFCS-Information E-TFCS-Information,
  e-TTI E-TTI,
  e-DPCCH-PO E-DPCCH-PO,
  e-RGCH-2-IndexStepThreshold E-RGCH-2-IndexStepThreshold,
  e-RGCH-3-IndexStepThreshold E-RGCH-3-IndexStepThreshold,
  hARQ-Info-for-E-DCH HARQ-Info-for-E-DCH,
  hSDSCH-Configured-Indicator HSDSCH-Configured-Indicator,
  iE-Extensions ProtocolExtensionContainer { { E-DPCH-Information-RL-SetupRqstFDD-ExtIEs} } OPTIONAL,
  ...
}

```

```

E-DPCH-Information-RL-SetupRqstFDD-ExtIEs NBAP-PROTOCOL-EXTENSION ::= {
  ...
}

F-DPCH-Information-RL-SetupRqstFDD ::= SEQUENCE {
  powerOffsetInformation      PowerOffsetInformation-F-DPCH-RL-SetupRqstFDD,
  fdd-TPC-DownlinkStepSize   FDD-TPC-DownlinkStepSize,
  limitedPowerIncrease       LimitedPowerIncrease,
  innerLoopDLPCStatus        InnerLoopDLPCStatus,
  iE-Extensions              ProtocolExtensionContainer { { F-DPCH-Information-RL-SetupRqstFDD-ExtIEs} } OPTIONAL,
  ...
}

F-DPCH-Information-RL-SetupRqstFDD-ExtIEs NBAP-PROTOCOL-EXTENSION ::= {
  ...
}

PowerOffsetInformation-F-DPCH-RL-SetupRqstFDD ::= SEQUENCE {
  pO2-ForTPC-Bits           PowerOffset,
  --This IE shall be ignored by Node B
  iE-Extensions             ProtocolExtensionContainer { { PowerOffsetInformation-F-DPCH-RL-SetupRqstFDD-ExtIEs} } OPTIONAL,
  ...
}

PowerOffsetInformation-F-DPCH-RL-SetupRqstFDD-ExtIEs NBAP-PROTOCOL-EXTENSION ::= {
  ...
}

-- *****
--
-- RADIO LINK SETUP REQUEST TDD
--
-- *****

RadioLinkSetupRequestTDD ::= SEQUENCE {
  protocolIEs                ProtocolIE-Container   {{RadioLinkSetupRequestTDD-IEs}},
  protocolExtensions         ProtocolExtensionContainer {{RadioLinkSetupRequestTDD-Extensions}} OPTIONAL,
  ...
}

RadioLinkSetupRequestTDD-IEs NBAP-PROTOCOL-IES ::= {
  { ID      id-CRNC-CommunicationContextID          CRITICALITY reject  TYPE CRNC-CommunicationContextID          PRESENCE mandatory
} |
  { ID      id-UL-CCTrCH-InformationList-RL-SetupRqstTDD  CRITICALITY notify  TYPE UL-CCTrCH-InformationList-RL-SetupRqstTDD  PRESENCE optional } |
  { ID      id-DL-CCTrCH-InformationList-RL-SetupRqstTDD  CRITICALITY notify  TYPE DL-CCTrCH-InformationList-RL-SetupRqstTDD  PRESENCE optional } |
  { ID      id-DCH-TDD-Information                    CRITICALITY reject  TYPE DCH-TDD-Information                    PRESENCE optional } |
  { ID      id-DSCH-TDD-Information                    CRITICALITY reject  TYPE DSCH-TDD-Information                    PRESENCE optional } |
  { ID      id-USCH-Information                        CRITICALITY reject  TYPE USCH-Information                        PRESENCE optional } |
  { ID      id-RL-Information-RL-SetupRqstTDD           CRITICALITY reject  TYPE RL-Information-RL-SetupRqstTDD           PRESENCE mandatory
},
  ...
}

```

```

RadioLinkSetupRequestTDD-Extensions NBAP-PROTOCOL-EXTENSION ::= {
  { ID id-HSDSCH-TDD-Information      CRITICALITY reject      EXTENSION HSDSCH-TDD-Information      PRESENCE optional }|
  { ID id-HSDSCH-RNTI                 CRITICALITY reject      EXTENSION HSDSCH-RNTI                 PRESENCE conditional }|
  -- The IE shall be present if HS-DSCH Information IE is present
  { ID id-HSPDSCH-RL-ID               CRITICALITY reject      EXTENSION RL-ID                       PRESENCE conditional }|
  -- The IE shall be present if HS-DSCH Information IE is present
  { ID id-PDSCH-RL-ID                 CRITICALITY ignore      EXTENSION RL-ID                       PRESENCE optional },
  ...
}

UL-CCTrCH-InformationList-RL-SetupRqstTDD ::= SEQUENCE (SIZE(1..maxNrOfCCTrCHs)) OF
  ProtocolIE-Single-Container{{ UL-CCTrCH-InformationItemIE-RL-SetupRqstTDD }}

UL-CCTrCH-InformationItemIE-RL-SetupRqstTDD NBAP-PROTOCOL-IES ::= {
  { ID id-UL-CCTrCH-InformationItem-RL-SetupRqstTDD      CRITICALITY      notify      TYPE      UL-CCTrCH-InformationItem-RL-
SetupRqstTDD      PRESENCE      mandatory}
}

UL-CCTrCH-InformationItem-RL-SetupRqstTDD ::= SEQUENCE {
  cCTrCH-ID      CCTrCH-ID,
  tFCS           TFCS,
  tFCI-Coding    TFCI-Coding,
  punctureLimit  PunctureLimit,
  uL-DPCH-Information  UL-DPCH-Information-RL-SetupRqstTDD      OPTIONAL,      -- Applicable to 3.84Mcps TDD only
  iE-Extensions  ProtocolExtensionContainer { { UL-CCTrCH-InformationItem-RL-SetupRqstTDD-ExtIEs } }      OPTIONAL,
  ...
}

UL-CCTrCH-InformationItem-RL-SetupRqstTDD-ExtIEs NBAP-PROTOCOL-EXTENSION ::= {
  { ID id-UL-DPCH-LCR-Information-RL-SetupRqstTDD      CRITICALITY notify      EXTENSION UL-DPCH-LCR-Information-RL-SetupRqstTDD      PRESENCE optional }|
  -- Applicable to 1.28Mcps TDD only
  { ID id-UL-SIRTarget      CRITICALITY reject      EXTENSION UL-SIR      PRESENCE optional }|
  -- Mandatory for 1.28Mcps TDD, Not Applicable to 3.84Mcps TDD.
  { ID id-TDD-TPC-UplinkStepSize-LCR-RL-SetupRqstTDD      CRITICALITY reject      EXTENSION TDD-TPC-UplinkStepSize-LCR      PRESENCE optional },
  -- Mandatory for 1.28Mcps TDD, Not Applicable to 3.84Mcps TDD.
  ...
}

UL-DPCH-Information-RL-SetupRqstTDD ::= ProtocolIE-Single-Container{{ UL-DPCH-InformationIE-RL-SetupRqstTDD }}

UL-DPCH-InformationIE-RL-SetupRqstTDD NBAP-PROTOCOL-IES ::= {
  { ID id-UL-DPCH-InformationList-RL-SetupRqstTDD      CRITICALITY notify      TYPE UL-DPCH-InformationItem-RL-SetupRqstTDD      PRESENCE mandatory }
}

UL-DPCH-InformationItem-RL-SetupRqstTDD ::= SEQUENCE {
  repetitionPeriod      RepetitionPeriod,
  repetitionLength      RepetitionLength,
  tdd-DPCHOffset        TDD-DPCHOffset,
  uL-Timeslot-Information  UL-Timeslot-Information,
  iE-Extensions          ProtocolExtensionContainer { { UL-DPCH-InformationItem-RL-SetupRqstTDD-ExtIEs } }      OPTIONAL,
  ...
}

UL-DPCH-InformationItem-RL-SetupRqstTDD-ExtIEs NBAP-PROTOCOL-EXTENSION ::= {

```

```

}
...
}
UL-DPCH-LCR-Information-RL-SetupRqstTDD ::= SEQUENCE {
    repetitionPeriod      RepetitionPeriod,
    repetitionLength      RepetitionLength,
    tdd-DPCHOffset        TDD-DPCHOffset,
    uL-TimeslotLCR-Information  UL-TimeslotLCR-Information,
    iE-Extensions         ProtocolExtensionContainer { { UL-DPCH-LCR-InformationItem-RL-SetupRqstTDD-ExtIEs} }    OPTIONAL,
    ...
}
UL-DPCH-LCR-InformationItem-RL-SetupRqstTDD-ExtIEs NBAP-PROTOCOL-EXTENSION ::= {
    ...
}
DL-CCTrCH-InformationList-RL-SetupRqstTDD ::= SEQUENCE (SIZE (1..maxNrOfCCTrCHs)) OF ProtocolIE-Single-Container{{ DL-CCTrCH-InformationItemIE-RL-SetupRqstTDD }}
DL-CCTrCH-InformationItemIE-RL-SetupRqstTDD NBAP-PROTOCOL-IES ::= {
    { ID id-DL-CCTrCH-InformationItem-RL-SetupRqstTDD          CRITICALITY    notify                                TYPE DL-CCTrCH-InformationItem-RL-SetupRqstTDD          PRESENCE    mandatory}
}
DL-CCTrCH-InformationItem-RL-SetupRqstTDD ::= SEQUENCE {
    cCTrCH-ID          CCTrCH-ID,
    tFCS               TFCS,
    tFCI-Coding        TFCI-Coding,
    punctureLimit      PunctureLimit,
    tdd-TPC-DownlinkStepSize  TDD-TPC-DownlinkStepSize,
    cCTrCH-TPCList     CCTrCH-TPCList-RL-SetupRqstTDD          OPTIONAL,
    dL-DPCH-Information  DL-DPCH-Information-RL-SetupRqstTDD    OPTIONAL,    -- Applicable to 3.84Mcps TDD only
    iE-Extensions      ProtocolExtensionContainer { { DL-CCTrCH-InformationItem-RL-SetupRqstTDD-ExtIEs} }    OPTIONAL,
    ...
}
DL-CCTrCH-InformationItem-RL-SetupRqstTDD-ExtIEs NBAP-PROTOCOL-EXTENSION ::= {
    { ID id-DL-DPCH-LCR-Information-RL-SetupRqstTDD CRITICALITY notify          EXTENSION DL-DPCH-LCR-Information-RL-SetupRqstTDD PRESENCE optional }
    }| -- Applicable to 1.28Mcps TDD only
    { ID id-CCTrCH-Initial-DL-Power-RL-SetupRqstTDD CRITICALITY ignore          EXTENSION DL-Power PRESENCE optional }|
    { ID id-CCTrCH-Maximum-DL-Power-RL-SetupRqstTDD CRITICALITY ignore          EXTENSION DL-Power PRESENCE optional }|
    { ID id-CCTrCH-Minimum-DL-Power-RL-SetupRqstTDD CRITICALITY ignore          EXTENSION DL-Power PRESENCE optional },
    ...
}
CCTrCH-TPCList-RL-SetupRqstTDD ::= SEQUENCE (SIZE (1..maxNrOfCCTrCHs)) OF CCTrCH-TPCItem-RL-SetupRqstTDD
CCTrCH-TPCItem-RL-SetupRqstTDD ::= SEQUENCE {
    cCTrCH-ID          CCTrCH-ID,
    iE-Extensions      ProtocolExtensionContainer { { CCTrCH-TPCItem-RL-SetupRqstTDD-ExtIEs} }    OPTIONAL,
    ...
}
CCTrCH-TPCItem-RL-SetupRqstTDD-ExtIEs NBAP-PROTOCOL-EXTENSION ::= {

```

```

}
...
DL-DPCH-Information-RL-SetupRqstTDD ::= ProtocolIE-Single-Container{{ DL-DPCH-InformationIE-RL-SetupRqstTDD }}

DL-DPCH-InformationIE-RL-SetupRqstTDD NBAP-PROTOCOL-IES ::= {
  { ID id-DL-DPCH-InformationList-RL-SetupRqstTDD      CRITICALITY notify  TYPE DL-DPCH-InformationItem-RL-SetupRqstTDD      PRESENCE mandatory  }
}

DL-DPCH-InformationItem-RL-SetupRqstTDD ::= SEQUENCE {
  repetitionPeriod      RepetitionPeriod,
  repetitionLength      RepetitionLength,
  tdd-DPCHOffset        TDD-DPCHOffset,
  dL-Timeslot-Information DL-Timeslot-Information,
  iE-Extensions         ProtocolExtensionContainer { { DL-DPCH-InformationItem-RL-SetupRqstTDD-ExtIEs } }  OPTIONAL,
  ...
}

DL-DPCH-InformationItem-RL-SetupRqstTDD-ExtIEs NBAP-PROTOCOL-EXTENSION ::= {
  ...
}

DL-DPCH-LCR-Information-RL-SetupRqstTDD ::= SEQUENCE {
  repetitionPeriod      RepetitionPeriod,
  repetitionLength      RepetitionLength,
  tdd-DPCHOffset        TDD-DPCHOffset,
  dL-TimeslotLCR-Information DL-TimeslotLCR-Information,
  tstdIndicator         TSTD-Indicator,
  iE-Extensions         ProtocolExtensionContainer { { DL-DPCH-LCR-InformationItem-RL-SetupRqstTDD-ExtIEs } }  OPTIONAL,
  ...
}

DL-DPCH-LCR-InformationItem-RL-SetupRqstTDD-ExtIEs NBAP-PROTOCOL-EXTENSION ::= {
  ...
}

RL-Information-RL-SetupRqstTDD ::= SEQUENCE {
  rL-ID                 RL-ID,
  c-ID                  C-ID,
  frameOffset           FrameOffset,
  specialBurstScheduling SpecialBurstScheduling,
  initialDL-transmissionPower DL-Power,
  maximumDL-power       DL-Power,
  minimumDL-power       DL-Power,
  dL-TimeSlotISCPInfo   DL-TimeSlotISCPInfo OPTIONAL, -- Applicable to 3.84Mcps TDD only
  iE-Extensions         ProtocolExtensionContainer { { RL-Information-RL-SetupRqstTDD-ExtIEs } }  OPTIONAL,
  ...
}

RL-Information-RL-SetupRqstTDD-ExtIEs NBAP-PROTOCOL-EXTENSION ::= {
  { ID id-TimeslotISCP-LCR-InfoList-RL-SetupRqstTDD  CRITICALITY reject  EXTENSION DL-TimeslotISCPInfoLCR      PRESENCE optional }|
  -- Applicable to 1.28Mcps TDD only
  { ID id-RL-Specific-DCH-Info                       CRITICALITY ignore  EXTENSION RL-Specific-DCH-Info      PRESENCE optional }|
  { ID id-DelayedActivation CRITICALITY reject  EXTENSION DelayedActivation PRESENCE optional }|
}

```



```

    { ID id-UL-Synchronisation-Parameters-LCR          CRITICALITY reject EXTENSION UL-Synchronisation-Parameters-LCR PRESENCE optional },
    -- Mandatory for 1.28Mcps TDD, Not Applicable to 3.84Mcps TDD
    ...
}

-- *****
--
-- RADIO LINK SETUP RESPONSE FDD
--
-- *****

RadioLinkSetupResponseFDD ::= SEQUENCE {
    protocolIEs          ProtocolIE-Container    {{RadioLinkSetupResponseFDD-IEs}},
    protocolExtensions  ProtocolExtensionContainer {{RadioLinkSetupResponseFDD-Extensions}}          OPTIONAL,
    ...
}

RadioLinkSetupResponseFDD-IEs NBAP-PROTOCOL-IES ::= {
} |
{ ID id-CRNC-CommunicationContextID          CRITICALITY ignore TYPE CRNC-CommunicationContextID          PRESENCE mandatory
} |
{ ID id-NodeB-CommunicationContextID        CRITICALITY ignore TYPE NodeB-CommunicationContextID        PRESENCE mandatory
} |
{ ID id-CommunicationControlPortID         CRITICALITY ignore TYPE CommunicationControlPortID         PRESENCE mandatory
} |
{ ID id-RL-InformationResponseList-RL-SetupRspFDD CRITICALITY ignore TYPE RL-InformationResponseList-RL-SetupRspFDD PRESENCE mandatory
} |
{ ID id-CriticalityDiagnostics              CRITICALITY ignore TYPE CriticalityDiagnostics              PRESENCE optional },
...
}

RadioLinkSetupResponseFDD-Extensions NBAP-PROTOCOL-EXTENSION ::= {
    { ID id-HSDSCH-FDD-Information-Response          CRITICALITY ignore EXTENSION HSDSCH-FDD-Information-Response          PRESENCE optional },
    ...
}

RL-InformationResponseList-RL-SetupRspFDD ::= SEQUENCE (SIZE (1..maxNrOfRLs)) OF ProtocolIE-Single-Container{{ RL-InformationResponseItemIE-RL-SetupRspFDD }}

RL-InformationResponseItemIE-RL-SetupRspFDD NBAP-PROTOCOL-IES ::= {
    { ID id-RL-InformationResponseItem-RL-SetupRspFDD          CRITICALITY ignore TYPE          RL-InformationResponseItem-RL-SetupRspFDD          PRESENCE mandatory}
}

RL-InformationResponseItem-RL-SetupRspFDD ::= SEQUENCE {
    rL-ID          RL-ID,
    rL-Set-ID      RL-Set-ID,
    received-total-wide-band-power Received-total-wide-band-power-Value,
    diversityIndication DiversityIndication-RL-SetupRspFDD,
    not-Used-dSCH-InformationResponseList NULL OPTIONAL,
    sSDT-SupportIndicator SSDT-SupportIndicator,
    iE-Extensions ProtocolExtensionContainer { { RL-InformationResponseItem-RL-SetupRspFDD-ExtIEs} }
    OPTIONAL,
    ...
}

```

```

RL-InformationResponseItem-RL-SetupRspFDD-ExtIEs NBAP-PROTOCOL-EXTENSION ::= {
  { ID id-DL-PowerBalancing-ActivationIndicator      CRITICALITY ignore  EXTENSION DL-PowerBalancing-ActivationIndicator      PRESENCE optional
  }|
  { ID id-E-DCH-RL-Set-ID                            CRITICALITY ignore  EXTENSION RL-Set-ID                            PRESENCE optional
  }|
  { ID id-E-DCH-FDD-DL-Control-Channel-Information   CRITICALITY ignore  EXTENSION E-DCH-FDD-DL-Control-Channel-Information   PRESENCE optional
  }|
  { ID id-Initial-DL-DPCH-TimingAdjustment          CRITICALITY ignore  EXTENSION DL-DPCH-TimingAdjustment                  PRESENCE optional
  },
  ...
}

DiversityIndication-RL-SetupRspFDD ::= CHOICE {
  combining                               Combining-RL-SetupRspFDD,
  nonCombiningOrFirstRL                  NonCombiningOrFirstRL-RL-SetupRspFDD
}

Combining-RL-SetupRspFDD ::= SEQUENCE {
  rL-ID                                   RL-ID,
  iE-Extensions                           ProtocolExtensionContainer { { Combining-RL-SetupRspFDD-ExtIEs} }   OPTIONAL,
  ...
}

Combining-RL-SetupRspFDD-ExtIEs NBAP-PROTOCOL-EXTENSION ::= {
  ...
}

NonCombiningOrFirstRL-RL-SetupRspFDD ::= SEQUENCE {
  dCH-InformationResponse                 DCH-InformationResponse,
  iE-Extensions                           ProtocolExtensionContainer { { NonCombiningOrFirstRLItem-RL-SetupRspFDD-ExtIEs} }   OPTIONAL,
  ...
}

NonCombiningOrFirstRLItem-RL-SetupRspFDD-ExtIEs NBAP-PROTOCOL-EXTENSION ::= {
  { ID id-E-DCH-FDD-Information-Response        CRITICALITY ignore  EXTENSION E-DCH-FDD-Information-Response        PRESENCE optional },
  ...
}

-- *****
--
-- RADIO LINK SETUP RESPONSE TDD
--
-- *****

RadioLinkSetupResponseTDD ::= SEQUENCE {
  protocolIEs                             ProtocolIE-Container   {{RadioLinkSetupResponseTDD-IEs}},
  protocolExtensions                       ProtocolExtensionContainer {{RadioLinkSetupResponseTDD-Extensions}}   OPTIONAL,
  ...
}

RadioLinkSetupResponseTDD-IEs NBAP-PROTOCOL-IES ::= {
  { ID id-CRNC-CommunicationContextID          CRITICALITY ignore  TYPE CRNC-CommunicationContextID          PRESENCE mandatory }|
  { ID id-NodeB-CommunicationContextID        CRITICALITY ignore  TYPE NodeB-CommunicationContextID        PRESENCE mandatory }|
}

```

```

    { ID id-CommunicationControlPortID          CRITICALITY ignore TYPE CommunicationControlPortID          PRESENCE mandatory }|
    { ID id-RL-InformationResponse-RL-SetupRspTDD CRITICALITY ignore TYPE RL-InformationResponse-RL-SetupRspTDD PRESENCE optional }|
    -- Mandatory for 3.84Mcps TDD, Not Applicable to 1.28Mcps TDD
    { ID id-CriticalityDiagnostics              CRITICALITY ignore TYPE CriticalityDiagnostics              PRESENCE optional },
    ...
}

RadioLinkSetupResponseTDD-Extensions NBAP-PROTOCOL-EXTENSION ::= {
  { ID id-RL-InformationResponse-LCR-RL-SetupRspTDD CRITICALITY ignore EXTENSION RL-InformationResponse-LCR-RL-SetupRspTDD PRESENCE
  optional }| -- Mandatory for 1.28Mcps TDD, Not Applicable to 3.84Mcps TDD
  { ID id-HSDSCH-TDD-Information-Response          CRITICALITY ignore EXTENSION HSDSCH-TDD-Information-Response PRESENCE optional },
  ...
}

RL-InformationResponse-RL-SetupRspTDD ::= SEQUENCE {
  rL-ID                RL-ID,
  uL-TimeSlot-ISCP-Info UL-TimeSlot-ISCP-Info,
  ul-PhysCH-SF-Variation UL-PhysCH-SF-Variation,
  dCH-InformationResponseList DCH-InformationResponseList-RL-SetupRspTDD OPTIONAL,
  dSCH-InformationResponseList DSCH-InformationResponseList-RL-SetupRspTDD OPTIONAL,
  uSCH-InformationResponseList USCH-InformationResponseList-RL-SetupRspTDD OPTIONAL,
  iE-Extensions         ProtocolExtensionContainer { { RL-InformationResponseList-RL-SetupRspTDD-ExtIEs } }
  OPTIONAL,
  ...
}

RL-InformationResponseList-RL-SetupRspTDD-ExtIEs NBAP-PROTOCOL-EXTENSION ::= {
  ...
}

DCH-InformationResponseList-RL-SetupRspTDD ::= ProtocolIE-Single-Container{{ DCH-InformationResponseListIEs-RL-SetupRspTDD }}

DCH-InformationResponseListIEs-RL-SetupRspTDD NBAP-PROTOCOL-IES ::= {
  { ID id-DCH-InformationResponse CRITICALITY ignore TYPE DCH-InformationResponse PRESENCE mandatory}
}

DSCH-InformationResponseList-RL-SetupRspTDD ::= ProtocolIE-Single-Container {{ DSCH-InformationResponseListIEs-RL-SetupRspTDD }}

DSCH-InformationResponseListIEs-RL-SetupRspTDD NBAP-PROTOCOL-IES ::= {
  { ID id-DSCH-InformationResponse CRITICALITY ignore TYPE DSCH-InformationResponse PRESENCE mandatory }
}

USCH-InformationResponseList-RL-SetupRspTDD ::= ProtocolIE-Single-Container {{ USCH-InformationResponseListIEs-RL-SetupRspTDD }}

USCH-InformationResponseListIEs-RL-SetupRspTDD NBAP-PROTOCOL-IES ::= {
  { ID id-USCH-InformationResponse CRITICALITY ignore TYPE USCH-InformationResponse PRESENCE mandatory }
}

RL-InformationResponse-LCR-RL-SetupRspTDD ::= SEQUENCE {
  rL-ID                RL-ID,
  uL-TimeSlot-ISCP-LCR-Info UL-TimeSlot-ISCP-LCR-Info,
  ul-PhysCH-SF-Variation UL-PhysCH-SF-Variation,
  dCH-InformationResponseList DCH-InformationResponseList-RL-SetupRspTDD OPTIONAL,
  dSCH-InformationResponseList DSCH-InformationResponseList-RL-SetupRspTDD OPTIONAL,
}

```

```

    uSCH-InformationResponseList          USCH-InformationResponseList-RL-SetupRspTDD          OPTIONAL,
    iE-Extensions                          ProtocolExtensionContainer { { RL-InformationResponseList-LCR-RL-SetupRspTDD-ExtIEs} }
    OPTIONAL,
    ...
}

RL-InformationResponseList-LCR-RL-SetupRspTDD-ExtIEs NBAP-PROTOCOL-EXTENSION ::= {
    ...
}

-- *****
--
-- RADIO LINK SETUP FAILURE FDD
--
-- *****

RadioLinkSetupFailureFDD ::= SEQUENCE {
    protocolIEs          ProtocolIE-Container    {{RadioLinkSetupFailureFDD-IEs}},
    protocolExtensions   ProtocolExtensionContainer {{RadioLinkSetupFailureFDD-Extensions}}
    ...
}

RadioLinkSetupFailureFDD-IEs NBAP-PROTOCOL-IES ::= {
    { ID id-CRNC-CommunicationContextID          CRITICALITY ignore   TYPE CRNC-CommunicationContextID          PRESENCE mandatory }|
    { ID id-NodeB-CommunicationContextID         CRITICALITY ignore   TYPE NodeB-CommunicationContextID        PRESENCE conditional }|
    -- This IE shall be present if at least one of the radio links has been successfully set up
    { ID id-CommunicationControlPortID          CRITICALITY ignore   TYPE CommunicationControlPortID         PRESENCE optional }|
    { ID id-CauseLevel-RL-SetupFailureFDD       CRITICALITY ignore   TYPE CauseLevel-RL-SetupFailureFDD      PRESENCE mandatory }|
    { ID id-CriticalityDiagnostics              CRITICALITY ignore   TYPE CriticalityDiagnostics              PRESENCE optional },
    ...
}

RadioLinkSetupFailureFDD-Extensions NBAP-PROTOCOL-EXTENSION ::= {
    ...
}

CauseLevel-RL-SetupFailureFDD ::= CHOICE {
    generalCause          GeneralCauseList-RL-SetupFailureFDD,
    rLSpecificCause      RLSpecificCauseList-RL-SetupFailureFDD,
    ...
}

GeneralCauseList-RL-SetupFailureFDD ::= SEQUENCE {
    cause                 Cause,
    iE-Extensions         ProtocolExtensionContainer { { GeneralCauseItem-RL-SetupFailureFDD-ExtIEs} }
    ...
}

GeneralCauseItem-RL-SetupFailureFDD-ExtIEs NBAP-PROTOCOL-EXTENSION ::= {
    ...
}

RLSpecificCauseList-RL-SetupFailureFDD ::= SEQUENCE {
    unsuccessful-RL-InformationRespList-RL-SetupFailureFDD      Unsuccessful-RL-InformationRespList-RL-SetupFailureFDD,

```

```

    successful-RL-InformationRespList-RL-SetupFailureFDD      Successful-RL-InformationRespList-RL-SetupFailureFDD  OPTIONAL,
    iE-Extensions                                           ProtocolExtensionContainer { { RLSpecificCauseItem-RL-SetupFailureFDD-ExtIEs } }  OPTIONAL,
    ...
}

RLSpecificCauseItem-RL-SetupFailureFDD-ExtIEs NBAP-PROTOCOL-EXTENSION ::= {
    { ID id-HSDSCH-FDD-Information-Response      CRITICALITY ignore      EXTENSION HSDSCH-FDD-Information-Response      PRESENCE optional },
    ...
}

Unsuccessful-RL-InformationRespList-RL-SetupFailureFDD ::= SEQUENCE (SIZE (1..maxNrOfRLs)) OF ProtocolIE-Single-Container {{ Unsuccessful-RL-
InformationRespItemIE-RL-SetupFailureFDD }}

Unsuccessful-RL-InformationRespItemIE-RL-SetupFailureFDD NBAP-PROTOCOL-IES ::= {
    { ID id-Unsuccessful-RL-InformationRespItem-RL-SetupFailureFDD      CRITICALITY ignore      TYPE Unsuccessful-RL-
InformationRespItem-RL-SetupFailureFDD      PRESENCE mandatory}
}

Unsuccessful-RL-InformationRespItem-RL-SetupFailureFDD ::= SEQUENCE {
    rL-ID                                           RL-ID,
    cause                                           Cause,
    iE-Extensions                                 ProtocolExtensionContainer { { Unsuccessful-RL-InformationRespItem-RL-SetupFailureFDD-ExtIEs } }
    OPTIONAL,
    ...
}

Unsuccessful-RL-InformationRespItem-RL-SetupFailureFDD-ExtIEs NBAP-PROTOCOL-EXTENSION ::= {
    ...
}

Successful-RL-InformationRespList-RL-SetupFailureFDD ::= SEQUENCE (SIZE (1.. maxNrOfRLs)) OF ProtocolIE-Single-Container {{ Successful-RL-
InformationRespItemIE-RL-SetupFailureFDD }}

Successful-RL-InformationRespItemIE-RL-SetupFailureFDD NBAP-PROTOCOL-IES ::= {
    { ID id-Successful-RL-InformationRespItem-RL-SetupFailureFDD      CRITICALITY ignore      TYPE Successful-RL-
InformationRespItem-RL-SetupFailureFDD      PRESENCE mandatory}
}

Successful-RL-InformationRespItem-RL-SetupFailureFDD ::= SEQUENCE {
    rL-ID                                           RL-ID,
    rL-Set-ID                                       RL-Set-ID,
    received-total-wide-band-power                 Received-total-wide-band-power-Value,
    diversityIndication                             DiversityIndication-RL-SetupFailureFDD,
    not-Used-dSCH-InformationResponseList          NULL                                OPTIONAL,
    not-Used-tFCI2-BearerInformationResponse       NULL                                OPTIONAL,
    sSDT-SupportIndicator                           SSdT-SupportIndicator,
    iE-Extensions                                 ProtocolExtensionContainer { { Successful-RL-InformationRespItem-RL-SetupFailureFDD-ExtIEs } }
    OPTIONAL,
    ...
}

Successful-RL-InformationRespItem-RL-SetupFailureFDD-ExtIEs NBAP-PROTOCOL-EXTENSION ::= {
    { ID id-DL-PowerBalancing-ActivationIndicator      CRITICALITY ignore      EXTENSION DL-PowerBalancing-ActivationIndicator      PRESENCE optional
}
}

```

```

    { ID id-E-DCH-RL-Set-ID                CRITICALITY ignore EXTENSION RL-Set-ID                PRESENCE optional
  }|
  { ID id-E-DCH-FDD-DL-Control-Channel-Information CRITICALITY ignore EXTENSION E-DCH-FDD-DL-Control-Channel-Information PRESENCE optional
  }|
  { ID id-Initial-DL-DPCH-TimingAdjustment CRITICALITY ignore EXTENSION DL-DPCH-TimingAdjustment PRESENCE optional
  },
  ...
}

DiversityIndication-RL-SetupFailureFDD ::= CHOICE {
  combining                Combining-RL-SetupFailureFDD,
  nonCombiningOrFirstRL  NonCombiningOrFirstRL-RL-SetupFailureFDD
}

Combining-RL-SetupFailureFDD ::= SEQUENCE {
  rL-ID                    RL-ID,
  iE-Extensions            ProtocolExtensionContainer { { CombiningItem-RL-SetupFailureFDD-ExtIEs} } OPTIONAL,
  ...
}

CombiningItem-RL-SetupFailureFDD-ExtIEs NBAP-PROTOCOL-EXTENSION ::= {
  ...
}

NonCombiningOrFirstRL-RL-SetupFailureFDD ::= SEQUENCE {
  dCH-InformationResponse DCH-InformationResponse,
  iE-Extensions            ProtocolExtensionContainer { { NonCombiningOrFirstRLItem-RL-SetupFailureFDD-ExtIEs} }
  OPTIONAL,
  ...
}

NonCombiningOrFirstRLItem-RL-SetupFailureFDD-ExtIEs NBAP-PROTOCOL-EXTENSION ::= {
  { ID id-E-DCH-FDD-Information-Response CRITICALITY ignore EXTENSION E-DCH-FDD-Information-Response PRESENCE optional },
  ...
}

-- *****
--
-- RADIO LINK SETUP FAILURE TDD
--
-- *****

RadioLinkSetupFailureTDD ::= SEQUENCE {
  protocolIEs              ProtocolIE-Container  {{RadioLinkSetupFailureTDD-IEs}},
  protocolExtensions       ProtocolExtensionContainer {{RadioLinkSetupFailureTDD-Extensions}}
  OPTIONAL,
  ...
}

RadioLinkSetupFailureTDD-IEs NBAP-PROTOCOL-IES ::= {
  { ID id-CRNC-CommunicationContextID CRITICALITY ignore TYPE CRNC-CommunicationContextID PRESENCE mandatory }|
  { ID id-CauseLevel-RL-SetupFailureTDD CRITICALITY ignore TYPE CauseLevel-RL-SetupFailureTDD PRESENCE mandatory }|
  { ID id-CriticalityDiagnostics CRITICALITY ignore TYPE CriticalityDiagnostics PRESENCE optional },
  ...
}

```

```

RadioLinkSetupFailureTDD-Extensions NBAP-PROTOCOL-EXTENSION ::= {
  ...
}

CauseLevel-RL-SetupFailureTDD ::= CHOICE {
  generalCause      GeneralCauseList-RL-SetupFailureTDD,
  rLSpecificCause   RLSpecificCauseList-RL-SetupFailureTDD,
  ...
}

GeneralCauseList-RL-SetupFailureTDD ::= SEQUENCE {
  cause             Cause,
  iE-Extensions    ProtocolExtensionContainer { { GeneralCauseItem-RL-SetupFailureTDD-ExtIEs} } OPTIONAL,
  ...
}

GeneralCauseItem-RL-SetupFailureTDD-ExtIEs NBAP-PROTOCOL-EXTENSION ::= {
  ...
}

RLSpecificCauseList-RL-SetupFailureTDD ::= SEQUENCE {
  unsuccessful-RL-InformationRespItem-RL-SetupFailureTDD  Unsuccessful-RL-InformationRespItem-RL-SetupFailureTDD,
  iE-Extensions    ProtocolExtensionContainer { { RLSpecificCauseItem-RL-SetupFailureTDD-ExtIEs} } OPTIONAL,
  ...
}

RLSpecificCauseItem-RL-SetupFailureTDD-ExtIEs NBAP-PROTOCOL-EXTENSION ::= {
  ...
}

Unsuccessful-RL-InformationRespItem-RL-SetupFailureTDD ::= ProtocolIE-Single-Container { {Unsuccessful-RL-InformationRespItemIE-RL-SetupFailureTDD}
}

Unsuccessful-RL-InformationRespItemIE-RL-SetupFailureTDD NBAP-PROTOCOL-IES ::= {
  { ID      id-Unsuccessful-RL-InformationResp-RL-SetupFailureTDD      CRITICALITY ignore      TYPE      Unsuccessful-RL-InformationResp-
RL-SetupFailureTDD      PRESENCE      mandatory }
}

Unsuccessful-RL-InformationResp-RL-SetupFailureTDD ::= SEQUENCE {
  rL-ID      RL-ID,
  cause      Cause,
  iE-Extensions    ProtocolExtensionContainer { { Unsuccessful-RL-InformationResp-RL-SetupFailureTDD-ExtIEs} } OPTIONAL,
  ...
}

Unsuccessful-RL-InformationResp-RL-SetupFailureTDD-ExtIEs NBAP-PROTOCOL-EXTENSION ::= {
  ...
}

-- *****
--

```

```

-- RADIO LINK ADDITION REQUEST FDD
--
-- *****
RadioLinkAdditionRequestFDD ::= SEQUENCE {
  protocolIEs          ProtocolIE-Container  {{RadioLinkAdditionRequestFDD-IEs}},
  protocolExtensions  ProtocolExtensionContainer  {{RadioLinkAdditionRequestFDD-Extensions}}          OPTIONAL,
  ...
}

RadioLinkAdditionRequestFDD-IEs NBAP-PROTOCOL-IES ::= {
  { ID id-NodeB-CommunicationContextID          CRITICALITY reject  TYPE NodeB-CommunicationContextID          PRESENCE mandatory } |
  { ID id-Compressed-Mode-Deactivation-Flag      CRITICALITY reject  TYPE Compressed-Mode-Deactivation-Flag      PRESENCE optional } |
  { ID id-RL-InformationList-RL-AdditionRqstFDD CRITICALITY notify  TYPE RL-InformationList-RL-AdditionRqstFDD PRESENCE mandatory } ,
  ...
}

RadioLinkAdditionRequestFDD-Extensions NBAP-PROTOCOL-EXTENSION ::= {
  { ID id-Initial-DL-DPCH-TimingAdjustment-Allowed          CRITICALITY ignore  EXTENSION Initial-DL-DPCH-TimingAdjustment-Allowed          PRESENCE optional } |
  { ID id-Serving-E-DCH-RL-ID                               CRITICALITY reject  EXTENSION Serving-E-DCH-RL-ID                               PRESENCE optional } |
  { ID id-Serving-Cell-Change-CFN                           CRITICALITY reject  EXTENSION CFN                                                 PRESENCE optional } |
  { ID id-HS-DSCH-Serving-Cell-Change-Info                  CRITICALITY reject  EXTENSION HS-DSCH-Serving-Cell-Change-Info                  PRESENCE optional } |
  { ID id-E-DPCH-Information-RL-AdditionReqFDD              CRITICALITY reject  EXTENSION E-DPCH-Information-RL-AdditionReqFDD              PRESENCE optional } |
  { ID id-E-DCH-FDD-Information                             CRITICALITY reject  EXTENSION E-DCH-FDD-Information                             PRESENCE conditional } ,
  -- This IE shall be present if E-DPCH Information is present
  ...
}

RL-InformationList-RL-AdditionRqstFDD ::= SEQUENCE (SIZE (1..maxNrOfRLs-1)) OF ProtocolIE-Single-Container {{ RL-InformationItemIE-RL-AdditionRqstFDD}}

RL-InformationItemIE-RL-AdditionRqstFDD NBAP-PROTOCOL-IES ::= {
  { ID id-RL-InformationItem-RL-AdditionRqstFDD  CRITICALITY notify  TYPE RL-InformationItem-RL-AdditionRqstFDD          PRESENCE mandatory}
}

RL-InformationItem-RL-AdditionRqstFDD ::= SEQUENCE {
  rL-ID                RL-ID,
  c-ID                  C-ID,
  frameOffset          FrameOffset,
  chipOffset           ChipOffset,
  diversityControlField DiversityControlField,
  dl-CodeInformation   FDD-DL-CodeInformation,
  initialDL-TransmissionPower DL-Power          OPTIONAL,
  maximumDL-Power      DL-Power          OPTIONAL,
  minimumDL-Power      DL-Power          OPTIONAL,
  not-Used-sSDT-CellIdentity NULL              OPTIONAL,
  transmitDiversityIndicator TransmitDiversityIndicator OPTIONAL,
  iE-Extensions        ProtocolExtensionContainer { { RL-InformationItem-RL-AdditionRqstFDD-ExtIEs } }  OPTIONAL,
  ...
}

RL-InformationItem-RL-AdditionRqstFDD-ExtIEs NBAP-PROTOCOL-EXTENSION ::= {

```



```

    { ID id-DLReferencePower          CRITICALITY ignore EXTENSION DL-Power          PRESENCE optional
  }|
    { ID id-RL-Specific-DCH-Info      CRITICALITY ignore EXTENSION RL-Specific-DCH-Info      PRESENCE optional
  }|
    { ID id-DelayedActivation          CRITICALITY reject  EXTENSION DelayedActivation          PRESENCE optional
  }|
    { ID id-E-DCH-RL-Indication        CRITICALITY reject  EXTENSION E-DCH-RL-Indication        PRESENCE optional
  }|
    { ID id-RL-Specific-E-DCH-Info     CRITICALITY ignore  EXTENSION RL-Specific-E-DCH-Info     PRESENCE optional
  }|
    { ID id-SynchronisationIndicator   CRITICALITY ignore  EXTENSION SynchronisationIndicator   PRESENCE optional
  },
  ...
}

E-DPCH-Information-RL-AdditionReqFDD ::= SEQUENCE {
  maxSet-E-DPDCHs          Max-Set-E-DPDCHs,
  ul-PunctureLimit         PunctureLimit,
  e-TFCS-Information       E-TFCS-Information,
  e-TTI                    E-TTI,
  e-DPCCH-PO              E-DPCCH-PO,
  e-RGCH-2-IndexStepThreshold E-RGCH-2-IndexStepThreshold,
  e-RGCH-3-IndexStepThreshold E-RGCH-3-IndexStepThreshold,
  hARQ-Info-for-E-DCH     HARQ-Info-for-E-DCH,
  iE-Extensions           ProtocolExtensionContainer { { E-DPCH-Information-RL-AdditionReqFDD-ExtIEs} } OPTIONAL,
  ...
}

E-DPCH-Information-RL-AdditionReqFDD-ExtIEs NBAP-PROTOCOL-EXTENSION ::= {
  ID id-HSDSCH-Configured-Indicator CRITICALITY reject EXTENSION HSDSCH-Configured-Indicator PRESENCE mandatory},
  -- This shall be present for EDPCH configuration with HSDCH
  ...
}

-- *****
--
-- RADIO LINK ADDITION REQUEST TDD
--
-- *****

RadioLinkAdditionRequestTDD ::= SEQUENCE {
  protocolIEs          ProtocolIE-Container  {{RadioLinkAdditionRequestTDD-IEs}},
  protocolExtensions   ProtocolExtensionContainer  {{RadioLinkAdditionRequestTDD-Extensions}} OPTIONAL,
  ...
}

RadioLinkAdditionRequestTDD-IEs NBAP-PROTOCOL-IES ::= {
  ID id-NodeB-CommunicationContextID CRITICALITY reject TYPE NodeB-CommunicationContextID PRESENCE
mandatory }|
  ID id-UL-CCTrCH-InformationList-RL-AdditionRqstTDD CRITICALITY reject TYPE UL-CCTrCH-InformationList-RL-AdditionRqstTDD PRESENCE optional
}|
  ID id-DL-CCTrCH-InformationList-RL-AdditionRqstTDD CRITICALITY reject TYPE DL-CCTrCH-InformationList-RL-AdditionRqstTDD PRESENCE optional
}|

```

```

    { ID id-RL-Information-RL-AdditionRqstTDD
mandatory },
    ...
}

RadioLinkAdditionRequestTDD-Extensions NBAP-PROTOCOL-EXTENSION ::= {
    { ID id-HSDSCH-TDD-Information          CRITICALITY reject    EXTENSION HSDSCH-TDD-Information          PRESENCE optional }|
    { ID id-HSDSCH-RNTI                    CRITICALITY reject    EXTENSION HSDSCH-RNTI                    PRESENCE conditional }|
    -- The IE shall be present if HS-PDSCH RL ID IE is present.
    { ID id-HSPDSCH-RL-ID                   CRITICALITY reject    EXTENSION RL-ID                           PRESENCE optional },
    ...
}

UL-CCTrCH-InformationList-RL-AdditionRqstTDD ::= SEQUENCE (SIZE (1..maxNrOfCCTrCHs)) OF UL-CCTrCH-InformationItem-RL-AdditionRqstTDD

UL-CCTrCH-InformationItem-RL-AdditionRqstTDD ::= SEQUENCE {
    cCTrCH-ID                               CCTrCH-ID,
    uL-DPCH-Information                     UL-DPCH-InformationList-RL-AdditionRqstTDD    OPTIONAL, -- Applicable to 3.84cps TDD only
    iE-Extensions                           ProtocolExtensionContainer { { UL-CCTrCH-InformationItem-RL-AdditionRqstTDD-ExtIEs } }    OPTIONAL,
    ...
}

UL-CCTrCH-InformationItem-RL-AdditionRqstTDD-ExtIEs NBAP-PROTOCOL-EXTENSION ::= {
    { ID id-UL-DPCH-InformationItem-LCR-RL-AdditionRqstTDD CRITICALITY notify    EXTENSION UL-DPCH-InformationItem-LCR-RL-AdditionRqstTDD
    PRESENCE optional }| -- Applicable to 1.28cps TDD only
    { ID id-TDD-TPC-UplinkStepSize-LCR-RL-AdditionRqstTDD CRITICALITY reject    EXTENSION TDD-TPC-UplinkStepSize-LCR PRESENCE optional },
    -- Applicable to 1.28cps TDD only
    ...
}

UL-DPCH-InformationList-RL-AdditionRqstTDD ::= ProtocolIE-Single-Container { { UL-DPCH-InformationItemIE-RL-AdditionRqstTDD } }

UL-DPCH-InformationItemIE-RL-AdditionRqstTDD NBAP-PROTOCOL-IES ::= {
    { ID id-UL-DPCH-InformationItem-RL-AdditionRqstTDD CRITICALITY notify
    PRESENCE optional } -- For 3.84Mcps TDD only
    TYPE UL-DPCH-InformationItem-
}

UL-DPCH-InformationItem-RL-AdditionRqstTDD ::= SEQUENCE {
    repetitionPeriod                       RepetitionPeriod,
    repetitionLength                       RepetitionLength,
    tdd-DPCHOffset                         TDD-DPCHOffset,
    uL-Timeslot-Information                 UL-Timeslot-Information,
    iE-Extensions                           ProtocolExtensionContainer { { UL-DPCH-InformationItem-RL-AdditionRqstTDD-ExtIEs } }    OPTIONAL,
    ...
}

UL-DPCH-InformationItem-RL-AdditionRqstTDD-ExtIEs NBAP-PROTOCOL-EXTENSION ::= {
    ...
}

DL-CCTrCH-InformationList-RL-AdditionRqstTDD ::= SEQUENCE (SIZE (1..maxNrOfCCTrCHs)) OF DL-CCTrCH-InformationItem-RL-AdditionRqstTDD

DL-CCTrCH-InformationItem-RL-AdditionRqstTDD ::= SEQUENCE {
    cCTrCH-ID                               CCTrCH-ID,

```

```

    dL-DPCH-Information          DL-DPCH-InformationList-RL-AdditionRqstTDD  OPTIONAL,  -- Applicable to 3.84Mcps TDD only
    iE-Extensions                ProtocolExtensionContainer { { DL-CCTrCH-InformationItem-RL-AdditionRqstTDD-ExtIEs} }  OPTIONAL,
    ...
}

DL-CCTrCH-InformationItem-RL-AdditionRqstTDD-ExtIEs  NBAP-PROTOCOL-EXTENSION ::= {
    { ID      id-DL-DPCH-InformationItem-LCR-RL-AdditionRqstTDD  CRITICALITY  notify          EXTENSION  DL-DPCH-InformationItem-LCR-RL-AdditionRqstTDD
      PRESENCE  optional }| -- Applicable to 1.28Mcps TDD only
    { ID id-CCTrCH-Initial-DL-Power-RL-AdditionRqstTDD          CRITICALITY  ignore          EXTENSION  DL-Power          PRESENCE  optional }|
    { ID id-TDD-TPC-DownlinkStepSize-RL-AdditionRqstTDD        CRITICALITY  reject          EXTENSION  TDD-TPC-DownlinkStepSize  PRESENCE  optional }|
    { ID id-CCTrCH-Maximum-DL-Power-RL-AdditionRqstTDD         CRITICALITY  ignore          EXTENSION  DL-Power          PRESENCE  optional }|
    { ID id-CCTrCH-Minimum-DL-Power-RL-AdditionRqstTDD         CRITICALITY  ignore          EXTENSION  DL-Power          PRESENCE  optional },
    ...
}

DL-DPCH-InformationList-RL-AdditionRqstTDD ::= ProtocolIE-Single-Container {{ DL-DPCH-InformationItemIE-RL-AdditionRqstTDD }}

DL-DPCH-InformationItemIE-RL-AdditionRqstTDD  NBAP-PROTOCOL-IES ::= {
    { ID      id-DL-DPCH-InformationItem-RL-AdditionRqstTDD  CRITICALITY  notify          TYPE          DL-DPCH-InformationItem-RL-
AdditionRqstTDD  PRESENCE  mandatory}
}

DL-DPCH-InformationItem-RL-AdditionRqstTDD ::= SEQUENCE {
    repetitionPeriod          RepetitionPeriod,
    repetitionLength          RepetitionLength,
    tdd-DPCHOffset            TDD-DPCHOffset,
    dL-Timeslot-Information    DL-Timeslot-Information,
    iE-Extensions              ProtocolExtensionContainer { { DL-DPCH-InformationItem-RL-AdditionRqstTDD-ExtIEs} }
    OPTIONAL,
    ...
}

DL-DPCH-InformationItem-RL-AdditionRqstTDD-ExtIEs  NBAP-PROTOCOL-EXTENSION ::= {
    ...
}

RL-Information-RL-AdditionRqstTDD ::= SEQUENCE {
    rL-ID                      RL-ID,
    c-ID                        C-ID,
    frameOffset                 FrameOffset,
    diversityControlField       DiversityControlField,
    initial-DL-Transmission-Power  DL-Power          OPTIONAL,
    maximumDL-Power             DL-Power          OPTIONAL,
    minimumDL-Power             DL-Power          OPTIONAL,
    dL-TimeSlotISCPInfo         DL-TimeSlotISCPInfo  OPTIONAL,  -- Applicable to 3.84Mcps TDD only
    iE-Extensions              ProtocolExtensionContainer { { RL-information-RL-AdditionRqstTDD-ExtIEs} }  OPTIONAL,
    ...
}

RL-information-RL-AdditionRqstTDD-ExtIEs  NBAP-PROTOCOL-EXTENSION ::= {
    { ID id-TimeSlotISCP-InformationList-LCR-RL-AdditionRqstTDD  CRITICALITY  reject          EXTENSION  DL-
TimeSlotISCPInfoLCR  PRESENCE  optional }| -- Applicable to 1.28Mcps TDD only
    { ID id-RL-Specific-DCH-Info  CRITICALITY  ignore          EXTENSION  RL-Specific-DCH-Info  PRESENCE  optional }|
    { ID id-DelayedActivation  CRITICALITY  reject  EXTENSION  DelayedActivation  PRESENCE  optional }|
}

```

```

    { ID id-UL-Synchronisation-Parameters-LCR          CRITICALITY reject      EXTENSION  UL-Synchronisation-Parameters-LCR      PRESENCE
optional      }, -- Mandatory for 1.28Mcps TDD, Not Applicable to 3.84Mcps TDD
    ...
}

UL-DPCH-InformationItem-LCR-RL-AdditionRqstTDD ::= SEQUENCE {
    repetitionPeriod          RepetitionPeriod,
    repetitionLength          RepetitionLength,
    tdd-DPCHOffset            TDD-DPCHOffset,
    uL-TimeslotLCR-Information UL-TimeslotLCR-Information,
    iE-Extensions              ProtocolExtensionContainer { { UL-DPCH-InformationItem-LCR-RL-AdditionRqstTDD-ExtIEs } } OPTIONAL,
    ...
}

UL-DPCH-InformationItem-LCR-RL-AdditionRqstTDD-ExtIEs NBAP-PROTOCOL-EXTENSION ::= {
    ...
}

DL-DPCH-InformationItem-LCR-RL-AdditionRqstTDD ::= SEQUENCE {
    repetitionPeriod          RepetitionPeriod,
    repetitionLength          RepetitionLength,
    tdd-DPCHOffset            TDD-DPCHOffset,
    dL-TimeslotLCR-Information DL-TimeslotLCR-Information,
    iE-Extensions              ProtocolExtensionContainer { { DL-DPCH-InformationItem-LCR-RL-AdditionRqstTDD-ExtIEs } } OPTIONAL,
    ...
}

DL-DPCH-InformationItem-LCR-RL-AdditionRqstTDD-ExtIEs NBAP-PROTOCOL-EXTENSION ::= {
    ...
}

-- *****
--
-- RADIO LINK ADDITION RESPONSE FDD
--
-- *****

RadioLinkAdditionResponseFDD ::= SEQUENCE {
    protocolIEs          ProtocolIE-Container   {{RadioLinkAdditionResponseFDD-IEs}},
    protocolExtensions    ProtocolExtensionContainer {{RadioLinkAdditionResponseFDD-Extensions}} OPTIONAL,
    ...
}

RadioLinkAdditionResponseFDD-IEs NBAP-PROTOCOL-IES ::= {
    { ID id-CRNC-CommunicationContextID          CRITICALITY ignore TYPE CRNC-CommunicationContextID          PRESENCE
mandatory }|
    { ID id-RL-InformationResponseList-RL-AdditionRspFDD CRITICALITY ignore TYPE RL-InformationResponseList-RL-AdditionRspFDD PRESENCE
mandatory }|
    { ID id-CriticalityDiagnostics              CRITICALITY ignore TYPE CriticalityDiagnostics              PRESENCE optional
},
    ...
}

RadioLinkAdditionResponseFDD-Extensions NBAP-PROTOCOL-EXTENSION ::= {

```

```

{ ID id-HS-DSCH-Serving-Cell-Change-Info-Response          CRITICALITY ignore  EXTENSION HS-DSCH-Serving-Cell-Change-Info-Response
  PRESENCE optional }|
{ ID id-E-DCH-Serving-Cell-Change-Info-Response          CRITICALITY ignore  EXTENSION E-DCH-Serving-Cell-Change-Info-Response
  PRESENCE optional },
  ...
}

RL-InformationResponseList-RL-AdditionRspFDD ::= SEQUENCE (SIZE (1..maxNrOfRLs-1)) OF ProtocolIE-Single-Container {{ RL-InformationResponseItemIE-
RL-AdditionRspFDD }}

RL-InformationResponseItemIE-RL-AdditionRspFDD NBAP-PROTOCOL-IES ::= {
  { ID id-RL-InformationResponseItem-RL-AdditionRspFDD    CRITICALITY ignore  TYPE RL-InformationResponseItem-RL-AdditionRspFDD PRESENCE
mandatory }
}

RL-InformationResponseItem-RL-AdditionRspFDD ::= SEQUENCE {
  rL-ID                    RL-ID,
  rL-Set-ID                RL-Set-ID,
  received-total-wide-band-power    Received-total-wide-band-power-Value,
  diversityIndication          DiversityIndication-RL-AdditionRspFDD,
  sSDT-SupportIndicator        SSdT-SupportIndicator,
  iE-Extensions              ProtocolExtensionContainer { { RL-InformationResponseItem-RL-AdditionRspFDD-ExtIEs } }  OPTIONAL,
  ...
}

RL-InformationResponseItem-RL-AdditionRspFDD-ExtIEs NBAP-PROTOCOL-EXTENSION ::= {
  { ID id-DL-PowerBalancing-ActivationIndicator          CRITICALITY ignore  EXTENSION DL-PowerBalancing-ActivationIndicator          PRESENCE optional
} |
  { ID id-E-DCH-RL-Set-ID                              CRITICALITY ignore  EXTENSION RL-Set-ID                              PRESENCE optional
} |
  { ID id-E-DCH-FDD-DL-Control-Channel-Information      CRITICALITY ignore  EXTENSION E-DCH-FDD-DL-Control-Channel-Information      PRESENCE optional
} |
  { ID id-Initial-DL-DPCH-TimingAdjustment              CRITICALITY ignore  EXTENSION DL-DPCH-TimingAdjustment                    PRESENCE optional
},
  ...
}

DiversityIndication-RL-AdditionRspFDD ::= CHOICE {
  combining                    Combining-RL-AdditionRspFDD,
  non-combining                Non-Combining-RL-AdditionRspFDD
}

Combining-RL-AdditionRspFDD ::= SEQUENCE {
  rL-ID                    RL-ID,
  iE-Extensions              ProtocolExtensionContainer { { CombiningItem-RL-AdditionRspFDD-ExtIEs } }  OPTIONAL,
  ...
}

CombiningItem-RL-AdditionRspFDD-ExtIEs NBAP-PROTOCOL-EXTENSION ::= {
  { ID id-E-DCH-FDD-Information-Response                CRITICALITY ignore  EXTENSION E-DCH-FDD-Information-Response                PRESENCE optional },
  ...
}

Non-Combining-RL-AdditionRspFDD ::= SEQUENCE {

```

```

    dCH-InformationResponse      DCH-InformationResponse,
    iE-Extensions                ProtocolExtensionContainer { { Non-CombiningItem-RL-AdditionRspFDD-ExtIEs} }    OPTIONAL,
    ...
}

Non-CombiningItem-RL-AdditionRspFDD-ExtIEs  NBAP-PROTOCOL-EXTENSION ::= {
    { ID id-E-DCH-FDD-Information-Response      CRITICALITY ignore  EXTENSION E-DCH-FDD-Information-Response      PRESENCE optional },
    ...
}

-- *****
--
-- RADIO LINK ADDITION RESPONSE TDD
--
-- *****

RadioLinkAdditionResponseTDD ::= SEQUENCE {
    protocolIEs          ProtocolIE-Container    {{RadioLinkAdditionResponseTDD-IEs}},
    protocolExtensions   ProtocolExtensionContainer {{RadioLinkAdditionResponseTDD-Extensions}}    OPTIONAL,
    ...
}

RadioLinkAdditionResponseTDD-IEs NBAP-PROTOCOL-IES ::= {
    { ID id-CRNC-CommunicationContextID          CRITICALITY ignore  TYPE          CRNC-CommunicationContextID          PRESENCE
    mandatory }|
    { ID id-RL-InformationResponse-RL-AdditionRspTDD  CRITICALITY ignore  TYPE          RL-InformationResponse-RL-AdditionRspTDD  PRESENCE
    optional }| -- Mandatory for 3.84Mcps TDD, Not Applicable to 1.28Mcps TDD
    { ID id-CriticalityDiagnostics              CRITICALITY ignore  TYPE          CriticalityDiagnostics              PRESENCE optional
    },
    ...
}

RadioLinkAdditionResponseTDD-Extensions NBAP-PROTOCOL-EXTENSION ::= {
    { ID id-RL-InformationResponse-LCR-RL-AdditionRspTDD  CRITICALITY ignore          EXTENSION RL-InformationResponse-LCR-RL-AdditionRspTDD
    PRESENCE optional }| -- Mandatory for 1.28Mcps TDD, Not Applicable to 3.84Mcps TDD
    { ID id-HSDSCH-TDD-Information-Response              CRITICALITY ignore          EXTENSION HSDSCH-TDD-Information-Response  PRESENCE
optional},
    ...
}

RL-InformationResponse-RL-AdditionRspTDD ::= SEQUENCE {
    rL-ID                RL-ID,
    uL-TimeSlot-ISCP-Info  UL-TimeSlot-ISCP-Info,
    ul-PhysCH-SF-Variation  UL-PhysCH-SF-Variation,
    dCH-Information        DCH-Information-RL-AdditionRspTDD          OPTIONAL,
    dSCH-InformationResponseList  DSCH-InformationResponseList-RL-AdditionRspTDD          OPTIONAL,
    uSCH-InformationResponseList  USCH-InformationResponseList-RL-AdditionRspTDD          OPTIONAL,
    iE-Extensions          ProtocolExtensionContainer { { RL-InformationResponse-RL-AdditionRspTDD-ExtIEs} }    OPTIONAL,
    ...
}

RL-InformationResponse-RL-AdditionRspTDD-ExtIEs  NBAP-PROTOCOL-EXTENSION ::= {
    ...
}

```

```

DCH-Information-RL-AdditionRspTDD ::= SEQUENCE {
    diversityIndication          DiversityIndication-RL-AdditionRspTDD,
    iE-Extensions                ProtocolExtensionContainer { { DCH-Information-RL-AdditionRspTDD-ExtIEs } } OPTIONAL,
    ...
}

DCH-Information-RL-AdditionRspTDD-ExtIEs NBAP-PROTOCOL-EXTENSION ::= {
    ...
}

DiversityIndication-RL-AdditionRspTDD ::= CHOICE {
    combining                    Combining-RL-AdditionRspTDD,    -- Indicates whether the old Transport Bearer shall be reused or
    not
    non-Combining                Non-Combining-RL-AdditionRspTDD
}

Combining-RL-AdditionRspTDD ::= SEQUENCE {
    rL-ID                        RL-ID, -- Reference RL
    iE-Extensions                ProtocolExtensionContainer { { CombiningItem-RL-AdditionRspTDD-ExtIEs } }    OPTIONAL,
    ...
}

CombiningItem-RL-AdditionRspTDD-ExtIEs NBAP-PROTOCOL-EXTENSION ::= {
    ...
}

Non-Combining-RL-AdditionRspTDD ::= SEQUENCE {
    dCH-InformationResponse      DCH-InformationResponse,
    iE-Extensions                ProtocolExtensionContainer { { Non-CombiningItem-RL-AdditionRspTDD-ExtIEs } }    OPTIONAL,
    ...
}

Non-CombiningItem-RL-AdditionRspTDD-ExtIEs NBAP-PROTOCOL-EXTENSION ::= {
    ...
}

DSCH-InformationResponseList-RL-AdditionRspTDD ::= ProtocolIE-Single-Container {{ DSCH-InformationResponseListIEs-RL-AdditionRspTDD }}

DSCH-InformationResponseListIEs-RL-AdditionRspTDD NBAP-PROTOCOL-IES ::= {
    { ID id-DSCH-InformationResponse CRITICALITY ignore TYPE DSCH-InformationResponse PRESENCE mandatory }
}

USCH-InformationResponseList-RL-AdditionRspTDD ::= ProtocolIE-Single-Container {{ USCH-InformationResponseListIEs-RL-AdditionRspTDD }}

USCH-InformationResponseListIEs-RL-AdditionRspTDD NBAP-PROTOCOL-IES ::= {
    { ID id-USCH-InformationResponse CRITICALITY ignore TYPE USCH-InformationResponse PRESENCE mandatory }
}

RL-InformationResponse-LCR-RL-AdditionRspTDD ::= SEQUENCE {
    rL-ID                        RL-ID,
    uL-TimeSlot-ISCP-InfoLCR     UL-TimeSlot-ISCP-LCR-Info,
    ul-PhysCH-SF-Variation       UL-PhysCH-SF-Variation,
    dCH-Information              DCH-Information-RL-AdditionRspTDD    OPTIONAL,
}

```

```

    dSCH-InformationResponseList      DSCH-InformationResponseList-RL-AdditionRspTDD      OPTIONAL,
    uSCH-InformationResponseList      USCH-InformationResponseList-RL-AdditionRspTDD      OPTIONAL,
    iE-Extensions                     ProtocolExtensionContainer { { RL-InformationResponse-LCR-RL-AdditionRspTDD-ExtIEs } }  OPTIONAL,
    ...
}

RL-InformationResponse-LCR-RL-AdditionRspTDD-ExtIEs  NBAP-PROTOCOL-EXTENSION ::= {
    ...
}

-- *****
--
-- RADIO LINK ADDITION FAILURE FDD
--
-- *****

RadioLinkAdditionFailureFDD ::= SEQUENCE {
    protocolIEs          ProtocolIE-Container    {{RadioLinkAdditionFailureFDD-IEs}},
    protocolExtensions   ProtocolExtensionContainer {{RadioLinkAdditionFailureFDD-Extensions}}      OPTIONAL,
    ...
}

RadioLinkAdditionFailureFDD-IEs NBAP-PROTOCOL-IES ::= {
    { ID id-CRNC-CommunicationContextID          CRITICALITY ignore          TYPE CRNC-CommunicationContextID          PRESENCE mandatory
    }|
    { ID id-CauseLevel-RL-AdditionFailureFDD      CRITICALITY ignore          TYPE CauseLevel-RL-AdditionFailureFDD    PRESENCE mandatory
    }|
    { ID id-CriticalityDiagnostics                CRITICALITY ignore          TYPE CriticalityDiagnostics              PRESENCE optional },
    ...
}

RadioLinkAdditionFailureFDD-Extensions NBAP-PROTOCOL-EXTENSION ::= {
    { ID id-HS-DSCH-Serving-Cell-Change-Info-Response          CRITICALITY ignore  EXTENSION HS-DSCH-Serving-Cell-Change-Info-Response
      PRESENCE optional }|
    { ID id-E-DCH-Serving-Cell-Change-Info-Response            CRITICALITY ignore  EXTENSION E-DCH-Serving-Cell-Change-Info-Response
      PRESENCE optional },
    ...
}

CauseLevel-RL-AdditionFailureFDD ::= CHOICE {
    generalCause          GeneralCauseList-RL-AdditionFailureFDD,
    rLspecificCause       RLspecificCauseList-RL-AdditionFailureFDD,
    ...
}

GeneralCauseList-RL-AdditionFailureFDD ::= SEQUENCE {
    cause                 Cause,
    iE-Extensions         ProtocolExtensionContainer { { GeneralCauseItem-RL-AdditionFailureFDD-ExtIEs } }  OPTIONAL,
    ...
}

GeneralCauseItem-RL-AdditionFailureFDD-ExtIEs  NBAP-PROTOCOL-EXTENSION ::= {
    ...
}

```



```

RLSpecificCauseList-RL-AdditionFailureFDD ::= SEQUENCE {
    unsuccessful-RL-InformationRespList-RL-AdditionFailureFDD      Unsuccessful-RL-InformationRespList-RL-AdditionFailureFDD,
    successful-RL-InformationRespList-RL-AdditionFailureFDD        Successful-RL-InformationRespList-RL-AdditionFailureFDD          OPTIONAL,
    iE-Extensions                                                  ProtocolExtensionContainer { { RLSpecificCauseItem-RL-AdditionFailureFDD-ExtIEs } }  OPTIONAL,
    ...
}

RLSpecificCauseItem-RL-AdditionFailureFDD-ExtIEs  NBAP-PROTOCOL-EXTENSION ::= {
    ...
}

Unsuccessful-RL-InformationRespList-RL-AdditionFailureFDD ::= SEQUENCE (SIZE (1..maxNrOfRLs-1)) OF ProtocolIE-Single-Container {{ Unsuccessful-RL-InformationRespItemIE-RL-AdditionFailureFDD }}

Unsuccessful-RL-InformationRespItemIE-RL-AdditionFailureFDD NBAP-PROTOCOL-IES ::= {
    { ID      id-Unsuccessful-RL-InformationRespItem-RL-AdditionFailureFDD      CRITICALITY      ignore      TYPE      Unsuccessful-RL-InformationRespItem-RL-AdditionFailureFDD      PRESENCE      mandatory}
}

Unsuccessful-RL-InformationRespItem-RL-AdditionFailureFDD ::= SEQUENCE {
    rL-ID          RL-ID,
    cause          Cause,
    iE-Extensions ProtocolExtensionContainer { { Unsuccessful-RL-InformationRespItem-RL-AdditionFailureFDD-ExtIEs } }
    OPTIONAL,
    ...
}

Unsuccessful-RL-InformationRespItem-RL-AdditionFailureFDD-ExtIEs  NBAP-PROTOCOL-EXTENSION ::= {
    ...
}

Successful-RL-InformationRespList-RL-AdditionFailureFDD ::= SEQUENCE (SIZE (1..maxNrOfRLs-2)) OF ProtocolIE-Single-Container {{ Successful-RL-InformationRespItemIE-RL-AdditionFailureFDD }}

Successful-RL-InformationRespItemIE-RL-AdditionFailureFDD NBAP-PROTOCOL-IES ::= {
    { ID      id-Successful-RL-InformationRespItem-RL-AdditionFailureFDD      CRITICALITY      ignore      TYPE      Successful-RL-InformationRespItem-RL-AdditionFailureFDD      PRESENCE      mandatory}
}

Successful-RL-InformationRespItem-RL-AdditionFailureFDD ::= SEQUENCE {
    rL-ID          RL-ID,
    rL-Set-ID      RL-Set-ID,
    received-total-wide-band-power      Received-total-wide-band-power-Value,
    diversityIndication      DiversityIndication-RL-AdditionFailureFDD,
    sSDT-SupportIndicator      SSdT-SupportIndicator,
    iE-Extensions          ProtocolExtensionContainer { { Successful-RL-InformationRespItem-RL-AdditionFailureFDD-ExtIEs } }
    OPTIONAL,
    ...
}

Successful-RL-InformationRespItem-RL-AdditionFailureFDD-ExtIEs  NBAP-PROTOCOL-EXTENSION ::= {
    { ID id-DL-PowerBalancing-ActivationIndicator      CRITICALITY ignore      EXTENSION DL-PowerBalancing-ActivationIndicator      PRESENCE optional
}

```

```

    { ID id-E-DCH-RL-Set-ID                CRITICALITY ignore EXTENSION RL-Set-ID                PRESENCE optional
  }|
  { ID id-E-DCH-FDD-DL-Control-Channel-Information CRITICALITY ignore EXTENSION E-DCH-FDD-DL-Control-Channel-Information PRESENCE optional
  }|
  { ID id-Initial-DL-DPCH-TimingAdjustment CRITICALITY ignore EXTENSION DL-DPCH-TimingAdjustment PRESENCE optional
  },
  ...
}

DiversityIndication-RL-AdditionFailureFDD ::= CHOICE {
  combining                Combining-RL-AdditionFailureFDD,
  non-Combining            Non-Combining-RL-AdditionFailureFDD
}

Combining-RL-AdditionFailureFDD ::= SEQUENCE {
  rL-ID                    RL-ID,
  iE-Extensions            ProtocolExtensionContainer { { CombiningItem-RL-AdditionFailureFDD-ExtIEs} } OPTIONAL,
  ...
}

CombiningItem-RL-AdditionFailureFDD-ExtIEs NBAP-PROTOCOL-EXTENSION ::= {
  { ID id-E-DCH-FDD-Information-Response CRITICALITY ignore EXTENSION E-DCH-FDD-Information-Response PRESENCE optional },
  ...
}

Non-Combining-RL-AdditionFailureFDD ::= SEQUENCE {
  dCH-InformationResponse DCH-InformationResponse,
  iE-Extensions            ProtocolExtensionContainer { { Non-CombiningItem-RL-AdditionFailureFDD-ExtIEs} } OPTIONAL,
  ...
}

Non-CombiningItem-RL-AdditionFailureFDD-ExtIEs NBAP-PROTOCOL-EXTENSION ::= {
  { ID id-E-DCH-FDD-Information-Response CRITICALITY ignore EXTENSION E-DCH-FDD-Information-Response PRESENCE optional },
  ...
}

-- *****
--
-- RADIO LINK ADDITION FAILURE TDD
--
-- *****

RadioLinkAdditionFailureTDD ::= SEQUENCE {
  protocolIEs              ProtocolIE-Container  {{RadioLinkAdditionFailureTDD-IEs}},
  protocolExtensions       ProtocolExtensionContainer  {{RadioLinkAdditionFailureTDD-Extensions}} OPTIONAL,
  ...
}

RadioLinkAdditionFailureTDD-IEs NBAP-PROTOCOL-IES ::= {
  { ID id-CRNC-CommunicationContextID CRITICALITY ignore TYPE CRNC-CommunicationContextID PRESENCE mandatory }|
  { ID id-CauseLevel-RL-AdditionFailureTDD CRITICALITY ignore TYPE CauseLevel-RL-AdditionFailureTDD PRESENCE mandatory }|
  { ID id-CriticalityDiagnostics CRITICALITY ignore TYPE CriticalityDiagnostics PRESENCE optional },
  ...
}

```

```

RadioLinkAdditionFailureTDD-Extensions NBAP-PROTOCOL-EXTENSION ::= {
  ...
}

CauseLevel-RL-AdditionFailureTDD ::= CHOICE {
  generalCause      GeneralCauseList-RL-AdditionFailureTDD,
  rLSpecificCause   RLSpecificCauseList-RL-AdditionFailureTDD,
  ...
}

GeneralCauseList-RL-AdditionFailureTDD ::= SEQUENCE {
  cause             Cause,
  iE-Extensions    ProtocolExtensionContainer { { GeneralCauseItem-RL-AdditionFailureTDD-ExtIEs } } OPTIONAL,
  ...
}

GeneralCauseItem-RL-AdditionFailureTDD-ExtIEs NBAP-PROTOCOL-EXTENSION ::= {
  ...
}

RLSpecificCauseList-RL-AdditionFailureTDD ::= SEQUENCE {
  unsuccessful-RL-InformationRespItem-RL-AdditionFailureTDD  Unsuccessful-RL-InformationRespItem-RL-AdditionFailureTDD,
  iE-Extensions                                              ProtocolExtensionContainer { { RLSpecificCauseItem-RL-AdditionFailureTDD-ExtIEs } } OPTIONAL,
  ...
}

RLSpecificCauseItem-RL-AdditionFailureTDD-ExtIEs NBAP-PROTOCOL-EXTENSION ::= {
  ...
}

Unsuccessful-RL-InformationRespItem-RL-AdditionFailureTDD ::= ProtocolIE-Single-Container { {Unsuccessful-RL-InformationRespItemIE-RL-AdditionFailureTDD} }

Unsuccessful-RL-InformationRespItemIE-RL-AdditionFailureTDD NBAP-PROTOCOL-IES ::= {
  { ID id-Unsuccessful-RL-InformationResp-RL-AdditionFailureTDD  CRITICALITY ignore  TYPE Unsuccessful-RL-InformationResp-RL-AdditionFailureTDD
  PRESENCE mandatory }
}

Unsuccessful-RL-InformationResp-RL-AdditionFailureTDD ::= SEQUENCE {
  rL-ID             RL-ID,
  cause            Cause,
  iE-Extensions    ProtocolExtensionContainer { { Unsuccessful-RL-InformationResp-RL-AdditionFailureTDD-ExtIEs } } OPTIONAL,
  ...
}

Unsuccessful-RL-InformationResp-RL-AdditionFailureTDD-ExtIEs NBAP-PROTOCOL-EXTENSION ::= {
  ...
}

-- *****
--

```

```

-- RADIO LINK RECONFIGURATION PREPARE FDD
--
-- *****
RadioLinkReconfigurationPrepareFDD ::= SEQUENCE {
    protocolIEs          ProtocolIE-Container    {{RadioLinkReconfigurationPrepareFDD-IEs}},
    protocolExtensions  ProtocolExtensionContainer {{RadioLinkReconfigurationPrepareFDD-Extensions}}    OPTIONAL,
    ...
}

RadioLinkReconfigurationPrepareFDD-IEs NBAP-PROTOCOL-IES ::= {
    { ID id-NodeB-CommunicationContextID          CRITICALITY reject TYPE NodeB-CommunicationContextID          PRESENCE
mandatory }|
    { ID id-UL-DPCH-Information-RL-ReconfPrepFDD CRITICALITY reject TYPE UL-DPCH-Information-RL-ReconfPrepFDD          PRESENCE
optional }|
    { ID id-DL-DPCH-Information-RL-ReconfPrepFDD CRITICALITY reject TYPE DL-DPCH-Information-RL-ReconfPrepFDD          PRESENCE
optional }|
    { ID id-FDD-DCHs-to-Modify                    CRITICALITY reject TYPE FDD-DCHs-to-Modify                    PRESENCE
optional }|
    { ID id-DCHs-to-Add-FDD                       CRITICALITY reject TYPE DCH-FDD-Information                       PRESENCE
optional }|
    { ID id-DCH-DeleteList-RL-ReconfPrepFDD      CRITICALITY reject TYPE DCH-DeleteList-RL-ReconfPrepFDD      PRESENCE
optional }|
    { ID id-RL-InformationList-RL-ReconfPrepFDD  CRITICALITY reject TYPE RL-InformationList-RL-ReconfPrepFDD  PRESENCE
optional }|
    { ID id-Transmission-Gap-Pattern-Sequence-Information CRITICALITY reject TYPE Transmission-Gap-Pattern-Sequence-Information PRESENCE
optional },
    ...
}

RadioLinkReconfigurationPrepareFDD-Extensions NBAP-PROTOCOL-EXTENSION ::= {
    { ID id-SignallingBearerRequestIndicator      CRITICALITY reject EXTENSION SignallingBearerRequestIndicator      PRESENCE optional }|
    { ID id-HSDSCH-FDD-Information               CRITICALITY reject EXTENSION HSDSCH-FDD-Information               PRESENCE optional }|
    { ID id-HSDSCH-Information-to-Modify         CRITICALITY reject EXTENSION HSDSCH-Information-to-Modify         PRESENCE optional }|
    { ID id-HSDSCH-MACdFlows-to-Add              CRITICALITY reject EXTENSION HSDSCH-MACdFlows-Information         PRESENCE optional }|
    { ID id-HSDSCH-MACdFlows-to-Delete          CRITICALITY reject EXTENSION HSDSCH-MACdFlows-to-Delete          PRESENCE optional }|
    { ID id-HSDSCH-RNTI                          CRITICALITY reject EXTENSION HSDSCH-RNTI                          PRESENCE conditional
}
}|
-- The IE shall be present if HS-PDSCH RL ID IE is present.
    { ID id-HSPDSCH-RL-ID                        CRITICALITY reject EXTENSION RL-ID                        PRESENCE optional }|
    { ID id-E-DPCH-Information-RL-ReconfPrepFDD CRITICALITY reject EXTENSION E-DPCH-Information-RL-ReconfPrepFDD PRESENCE optional }|
    { ID id-E-DCH-FDD-Information                CRITICALITY reject EXTENSION E-DCH-FDD-Information                PRESENCE optional }|
    { ID id-E-DCH-FDD-Information-to-Modify      CRITICALITY reject EXTENSION E-DCH-FDD-Information-to-Modify      PRESENCE optional }|
    { ID id-E-DCH-MACdFlows-to-Add              CRITICALITY reject EXTENSION E-DCH-MACdFlows-Information         PRESENCE optional }|
    { ID id-E-DCH-MACdFlows-to-Delete           CRITICALITY reject EXTENSION E-DCH-MACdFlows-to-Delete           PRESENCE optional }|
    { ID id-Serving-E-DCH-RL-ID                 CRITICALITY reject EXTENSION Serving-E-DCH-RL-ID                 PRESENCE optional }|
    { ID id-F-DPCH-Information-RL-ReconfPrepFDD CRITICALITY reject EXTENSION F-DPCH-Information-RL-ReconfPrepFDD PRESENCE optional },
    ...
}

UL-DPCH-Information-RL-ReconfPrepFDD ::= SEQUENCE {
    ul-ScramblingCode          UL-ScramblingCode          OPTIONAL,
    ul-SIR-Target              UL-SIR                      OPTIONAL,
    minUL-ChannelisationCodeLength MinUL-ChannelisationCodeLength OPTIONAL,
}

```

```

maxNrOfUL-DPDCHs MaxNrOfUL-DPDCHs OPTIONAL,
-- This IE shall be present if minUL-ChannelisationCodeLength Ie is set to 4
ul-PunctureLimit PunctureLimit OPTIONAL,
tFCS TFCS OPTIONAL,
ul-DPCCH-SlotFormat UL-DPCCH-SlotFormat OPTIONAL,
diversityMode DiversityMode OPTIONAL,
not-Used-sSDT-CellIDLength NULL OPTIONAL,
not-Used-s-FieldLength NULL OPTIONAL,
iE-Extensions ProtocolExtensionContainer { { UL-DPCH-Information-RL-ReconfPrepFDD-ExtIEs } } OPTIONAL,
...
}

UL-DPCH-Information-RL-ReconfPrepFDD-ExtIEs NBAP-PROTOCOL-EXTENSION ::= {
  { ID id-UL-DPCH-Indicator-For-E-DCH-Operation CRITICALITY reject EXTENSION UL-DPCH-Indicator-For-E-DCH-Operation PRESENCE optional },
  ...
}

DL-DPCH-Information-RL-ReconfPrepFDD ::= SEQUENCE {
  tFCS TFCS OPTIONAL,
  dl-DPCH-SlotFormat DL-DPCH-SlotFormat OPTIONAL,
  tFCI-SignallingMode TFCI-SignallingMode OPTIONAL,
  tFCI-Presence TFCI-Presence OPTIONAL,
  -- This IE shall be present if the DL DPCH Slot Format IE is set to any of the values from 12 to 16
  multiplexingPosition MultiplexingPosition OPTIONAL,
  not-Used-pDSCH-CodeMapping NULL OPTIONAL,
  not-Used-pDSCH-RL-ID NULL OPTIONAL,
  limitedPowerIncrease LimitedPowerIncrease OPTIONAL,
  iE-Extensions ProtocolExtensionContainer { { DL-DPCH-Information-RL-ReconfPrepFDD-ExtIEs } } OPTIONAL,
  ...
}

DL-DPCH-Information-RL-ReconfPrepFDD-ExtIEs NBAP-PROTOCOL-EXTENSION ::= {
  { ID id-DL-DPCH-Power-Information-RL-ReconfPrepFDD CRITICALITY reject EXTENSION DL-DPCH-Power-Information-RL-ReconfPrepFDD PRESENCE optional },
  ...
}

DL-DPCH-Power-Information-RL-ReconfPrepFDD ::= SEQUENCE {
  powerOffsetInformation PowerOffsetInformation-RL-ReconfPrepFDD,
  fdd-TPC-DownlinkStepSize FDD-TPC-DownlinkStepSize,
  innerLoopDLPCStatus InnerLoopDLPCStatus,
  iE-Extensions ProtocolExtensionContainer { { DL-DPCH-Power-Information-RL-ReconfPrepFDD-ExtIEs } } OPTIONAL,
  ...
}

DL-DPCH-Power-Information-RL-ReconfPrepFDD-ExtIEs NBAP-PROTOCOL-EXTENSION ::= {
  ...
}

PowerOffsetInformation-RL-ReconfPrepFDD ::= SEQUENCE {
  p01-ForTFCI-Bits PowerOffset,
  p02-ForTPC-Bits PowerOffset,
  p03-ForPilotBits PowerOffset,
  iE-Extensions ProtocolExtensionContainer { { PowerOffsetInformation-RL-ReconfPrepFDD-ExtIEs } } OPTIONAL,

```

```

}
...
PowerOffsetInformation-RL-ReconfPrepFDD-ExtIEs NBAP-PROTOCOL-EXTENSION ::= {
}
...
DCH-DeleteList-RL-ReconfPrepFDD ::= SEQUENCE (SIZE (1..maxNrOfDCHs)) OF DCH-DeleteItem-RL-ReconfPrepFDD
DCH-DeleteItem-RL-ReconfPrepFDD ::= SEQUENCE {
    dCH-ID                DCH-ID,
    iE-Extensions        ProtocolExtensionContainer { { DCH-DeleteItem-RL-ReconfPrepFDD-ExtIEs } }    OPTIONAL,
    ...
}
DCH-DeleteItem-RL-ReconfPrepFDD-ExtIEs NBAP-PROTOCOL-EXTENSION ::= {
}
...
RL-InformationList-RL-ReconfPrepFDD ::= SEQUENCE (SIZE (1..maxNrOfRLs)) OF ProtocolIE-Single-Container { { RL-InformationItemIE-RL-ReconfPrepFDD } }
RL-InformationItemIE-RL-ReconfPrepFDD NBAP-PROTOCOL-IES ::= {
    { ID id-RL-InformationItem-RL-ReconfPrepFDD          CRITICALITY reject          TYPE          RL-InformationItem-RL-
ReconfPrepFDD          PRESENCE mandatory}
}
RL-InformationItem-RL-ReconfPrepFDD ::= SEQUENCE {
    rL-ID                RL-ID,
    dl-CodeInformation    FDD-DL-CodeInformation    OPTIONAL,
    maxDL-Power          DL-Power                OPTIONAL,
    minDL-Power          DL-Power                OPTIONAL,
    not-Used-sSDT-Indication    NULL                OPTIONAL,
    not-Used-sSDT-Cell-Identity    NULL                OPTIONAL,
    transmitDiversityIndicator    TransmitDiversityIndicator    OPTIONAL,
    -- This IE shall be present if Diversity Mode IE is present in UL DPCH Information IE and it is not set to 'none'
    iE-Extensions        ProtocolExtensionContainer { { RL-InformationItem-RL-ReconfPrepFDD-ExtIEs } }    OPTIONAL,
    ...
}
RL-InformationItem-RL-ReconfPrepFDD-ExtIEs NBAP-PROTOCOL-EXTENSION ::= {
    { ID id-DLReferencePower          CRITICALITY ignore EXTENSION DL-Power          PRESENCE optional }|
    { ID id-RL-Specific-DCH-Info      CRITICALITY ignore EXTENSION RL-Specific-DCH-Info      PRESENCE optional }|
    { ID id-DL-DPCH-TimingAdjustment  CRITICALITY reject EXTENSION DL-DPCH-TimingAdjustment  PRESENCE optional }|
    { ID id-Primary-CPICH-Usage-for-Channel-Estimation    CRITICALITY ignore EXTENSION Primary-CPICH-Usage-for-Channel-Estimation
PRESENCE optional}|
    { ID id-Secondary-CPICH-Information-Change    CRITICALITY ignore EXTENSION Secondary-CPICH-Information-Change    PRESENCE optional }|
    { ID id-E-DCH-RL-Indication        CRITICALITY reject EXTENSION E-DCH-RL-Indication        PRESENCE optional }|
    { ID id-RL-Specific-E-DCH-Info     CRITICALITY ignore EXTENSION RL-Specific-E-DCH-Info     PRESENCE optional }|
    ...
}
E-DPCH-Information-RL-ReconfPrepFDD ::= SEQUENCE {
    maxSet-E-DPDCHs        Max-Set-E-DPDCHs                OPTIONAL,
    ul-PunctureLimit       PunctureLimit                    OPTIONAL,

```

```

    e-TFCS-Information          E-TFCS-Information          OPTIONAL,
    e-TTI                      E-TTI                      OPTIONAL,
    e-DPCCH-PO                 E-DPCCH-PO                 OPTIONAL,
    e-RGCH-2-IndexStepThreshold E-RGCH-2-IndexStepThreshold OPTIONAL,
    e-RGCH-3-IndexStepThreshold E-RGCH-3-IndexStepThreshold OPTIONAL,
    hARQ-Info-for-E-DCH        HARQ-Info-for-E-DCH        OPTIONAL,
    hSDSCH-Configured-Indicator HSDSCH-Configured-Indicator OPTIONAL,
    iE-Extensions              ProtocolExtensionContainer { { E-DPCH-Information-RL-ReconfPrepFDD-ExtIEs } } OPTIONAL,
    ...
}

E-DPCH-Information-RL-ReconfPrepFDD-ExtIEs NBAP-PROTOCOL-EXTENSION ::= {
    ...
}

F-DPCH-Information-RL-ReconfPrepFDD ::= SEQUENCE {
    powerOffsetInformation      PowerOffsetInformation-F-DPCH-RL-ReconfPrepFDD,
    fdd-TPC-DownlinkStepSize   FDD-TPC-DownlinkStepSize,
    limitedPowerIncrease        LimitedPowerIncrease,
    innerLoopDLPCStatus        InnerLoopDLPCStatus,
    iE-Extensions              ProtocolExtensionContainer { { F-DPCH-Information-RL-ReconfPrepFDD-ExtIEs } } OPTIONAL,
    ...
}

F-DPCH-Information-RL-ReconfPrepFDD-ExtIEs NBAP-PROTOCOL-EXTENSION ::= {
    ...
}

PowerOffsetInformation-F-DPCH-RL-ReconfPrepFDD ::= SEQUENCE {
    pO2-ForTPC-Bits            PowerOffset,
    --This IE shall be ignored by Node B
    iE-Extensions              ProtocolExtensionContainer { { PowerOffsetInformation-F-DPCH-RL-ReconfPrepFDD-ExtIEs } } OPTIONAL,
    ...
}

PowerOffsetInformation-F-DPCH-RL-ReconfPrepFDD-ExtIEs NBAP-PROTOCOL-EXTENSION ::= {
    ...
}

-- *****
--
-- RADIO LINK RECONFIGURATION PREPARE TDD
--
-- *****

RadioLinkReconfigurationPrepareTDD ::= SEQUENCE {
    protocolIEs                ProtocolIE-Container    {{RadioLinkReconfigurationPrepareTDD-IEs}},
    protocolExtensions          ProtocolExtensionContainer {{RadioLinkReconfigurationPrepareTDD-Extensions}} OPTIONAL,
    ...
}

RadioLinkReconfigurationPrepareTDD-IEs NBAP-PROTOCOL-IES ::= {
    { ID id-NodeB-CommunicationContextID          CRITICALITY reject TYPE NodeB-CommunicationContextID          PRESENCE mandatory
}|

```

```

{ ID id-UL-CCTrCH-InformationAddList-RL-ReconfPrepTDD      CRITICALITY reject  TYPE UL-CCTrCH-InformationAddList-RL-ReconfPrepTDD
  PRESENCE optional }|
{ ID id-UL-CCTrCH-InformationModifyList-RL-ReconfPrepTDD  CRITICALITY reject  TYPE UL-CCTrCH-InformationModifyList-RL-ReconfPrepTDD
  PRESENCE optional }|
{ ID id-UL-CCTrCH-InformationDeleteList-RL-ReconfPrepTDD  CRITICALITY reject  TYPE UL-CCTrCH-InformationDeleteList-RL-ReconfPrepTDD
  PRESENCE optional }|
{ ID id-DL-CCTrCH-InformationAddList-RL-ReconfPrepTDD      CRITICALITY reject  TYPE DL-CCTrCH-InformationAddList-RL-ReconfPrepTDD
  PRESENCE optional }|
{ ID id-DL-CCTrCH-InformationModifyList-RL-ReconfPrepTDD  CRITICALITY reject  TYPE DL-CCTrCH-InformationModifyList-RL-ReconfPrepTDD
  PRESENCE optional }|
{ ID id-DL-CCTrCH-InformationDeleteList-RL-ReconfPrepTDD  CRITICALITY reject  TYPE DL-CCTrCH-InformationDeleteList-RL-ReconfPrepTDD
  PRESENCE optional }|
{ ID id-TDD-DCHs-to-Modify                                CRITICALITY reject  TYPE TDD-DCHs-to-Modify                                PRESENCE optional }|
{ ID id-DCHs-to-Add-TDD                                   CRITICALITY reject  TYPE DCH-TDD-Information                               PRESENCE optional }|
{ ID id-DCH-DeleteList-RL-ReconfPrepTDD                  CRITICALITY reject  TYPE DCH-DeleteList-RL-ReconfPrepTDD                  PRESENCE optional }|
{ ID id-DSCH-Information-ModifyList-RL-ReconfPrepTDD      CRITICALITY reject  TYPE DSCH-Information-ModifyList-RL-ReconfPrepTDD
  PRESENCE optional }|
{ ID id-DSCHs-to-Add-TDD                                   CRITICALITY reject  TYPE DSCH-TDD-Information                               PRESENCE optional }|
{ ID id-DSCH-Information-DeleteList-RL-ReconfPrepTDD      CRITICALITY reject  TYPE DSCH-Information-DeleteList-RL-ReconfPrepTDD
  PRESENCE optional }|
{ ID id-USCH-Information-ModifyList-RL-ReconfPrepTDD      CRITICALITY reject  TYPE USCH-Information-ModifyList-RL-ReconfPrepTDD
  PRESENCE optional }|
{ ID id-USCH-Information-Add                              CRITICALITY reject  TYPE USCH-Information                               PRESENCE optional }|
{ ID id-USCH-Information-DeleteList-RL-ReconfPrepTDD      CRITICALITY reject  TYPE USCH-Information-DeleteList-RL-ReconfPrepTDD
  PRESENCE optional }|
{ ID id-RL-Information-RL-ReconfPrepTDD                    CRITICALITY reject  TYPE RL-Information-RL-ReconfPrepTDD                    PRESENCE optional },
-- This RL Information is the for the 1st RL IE repetition
  ...
}

RadioLinkReconfigurationPrepareTDD-Extensions NBAP-PROTOCOL-EXTENSION ::= {
  { ID id-SignallingBearerRequestIndicator                CRITICALITY reject  EXTENSION SignallingBearerRequestIndicator                PRESENCE optional }|
  { ID id-HSDSCH-TDD-Information                          CRITICALITY reject  EXTENSION HSDSCH-TDD-Information                          PRESENCE optional }|
  { ID id-HSDSCH-Information-to-Modify                    CRITICALITY reject  EXTENSION HSDSCH-Information-to-Modify                    PRESENCE optional }|
  { ID id-HSDSCH-MACdFlows-to-Add                         CRITICALITY reject  EXTENSION HSDSCH-MACdFlows-Information                    PRESENCE optional }|
  { ID id-HSDSCH-MACdFlows-to-Delete                      CRITICALITY reject  EXTENSION HSDSCH-MACdFlows-to-Delete                      PRESENCE optional }|
  { ID id-HSDSCH-RNTI                                    CRITICALITY reject  EXTENSION HSDSCH-RNTI                                    PRESENCE conditional }|
  -- The IE shall be present if HS-PDSCH RL ID IE is present.
  { ID id-HSPDSCH-RL-ID                                  CRITICALITY reject  EXTENSION RL-ID                                          PRESENCE optional }|
  { ID id-PDSCH-RL-ID                                    CRITICALITY ignore  EXTENSION RL-ID                                          PRESENCE optional }|
  { ID id-multiple-RL-Information-RL-ReconfPrepTDD      CRITICALITY reject  EXTENSION MultipleRL-Information-RL-ReconfPrepTDD      PRESENCE
optional },
-- This RL Information is the for the 2nd and beyond repetition of RL information,
  ...
}

UL-CCTrCH-InformationAddList-RL-ReconfPrepTDD ::= SEQUENCE (SIZE (1..maxNrOfCCTrCHs)) OF UL-CCTrCH-InformationAddItem-RL-ReconfPrepTDD

UL-CCTrCH-InformationAddItem-RL-ReconfPrepTDD ::= SEQUENCE {
  cCTrCH-ID                CCTrCH-ID,
  tFCS                      TFCS,
  tFCI-Coding               TFCI-Coding,
  punctureLimit             PunctureLimit,
  ul-DPCH-InformationList   UL-DPCH-InformationAddList-RL-ReconfPrepTDD OPTIONAL,

```



```

-- This DPCH Information is the for the first RL repetition, DPCH information for RL repetitions 2 and on, should be defined in MultipleRL-UL-DPCH-
InformationAddList-RL-ReconfPrepTDD
  iE-Extensions
  OPTIONAL,
  ...
}

UL-CCTrCH-InformationAddItem-RL-ReconfPrepTDD-ExtIEs NBAP-PROTOCOL-EXTENSION ::= {
  { ID id-UL-DPCH-LCR-InformationAddListIE-RL-ReconfPrepTDD CRITICALITY reject EXTENSION UL-DPCH-LCR-InformationAddList-RL-ReconfPrepTDD
  PRESENCE optional }| -- Applicable to 1.28Mcps TDD only
-- This DPCH Information is the for the first RL repetition, DPCH information for RL repetitions 2 and on, should be defined in MultipleRL-UL-DPCH-
InformationAddList-RL-ReconfPrepTDD
  { ID id-UL-SIRTarget CRITICALITY reject EXTENSION UL-SIR PRESENCE optional }|
  -- Mandatory for 1.28Mcps TDD, Not Applicable to 3.84Mcps TDD.
-- This Information is the for the first RL repetition, SIR Target information for RL repetitions 2 and on, should be defined in MultipleRL-UL-
DPCH-InformationAddList-RL-ReconfPrepTDD
  { ID id-TDD-TPC-UplinkStepSize-InformationAdd-LCR-RL-ReconfPrepTDD CRITICALITY reject EXTENSION TDD-TPC-UplinkStepSize-LCR PRESENCE optional
  }|
-- This Information is the for the first RL repetition, TPC information for RL repetitions 2 and on, should be defined in MultipleRL-UL-DPCH-
InformationAddList-RL-ReconfPrepTDD
  -- Mandatory for 1.28Mcps TDD, Not Applicable to 3.84Mcps TDD.
  { ID id-RL-ID CRITICALITY ignore EXTENSION RL-ID PRESENCE optional }|
-- This is the RL ID for the first RL repetition
  { ID id-multipleRL-ul-DPCH-InformationList CRITICALITY reject EXTENSION MultipleRL-UL-DPCH-InformationAddList-RL-
ReconfPrepTDD PRESENCE optional },
-- This Information is the for the 2nd and beyond RL repetition,
  ...
}

MultipleRL-UL-DPCH-InformationAddList-RL-ReconfPrepTDD ::= SEQUENCE (SIZE (1..maxNrOfRLs-1)) OF MultipleRL-UL-DPCH-InformationAddListIE-RL-
ReconfPrepTDD
--Includes the 2nd through the max number of radio link repetitions.

MultipleRL-UL-DPCH-InformationAddListIE-RL-ReconfPrepTDD ::= SEQUENCE {
  ul-DPCH-InformationList UL-DPCH-InformationAddList-RL-ReconfPrepTDD OPTIONAL,
  ul-DPCH-InformationListLCR UL-DPCH-LCR-InformationAddList-RL-ReconfPrepTDD OPTIONAL,
  ul-sir-target UL-SIR OPTIONAL,
  -- Mandatory for 1.28Mcps TDD, Not Applicable to 3.84Mcps TDD.
  tDD-TPC-UplinkStepSize-LCR TDD-TPC-UplinkStepSize-LCR OPTIONAL,
  -- Mandatory for 1.28Mcps TDD, Not Applicable to 3.84Mcps TDD.
  rL-ID RL-ID OPTIONAL,
  iE-Extensions ProtocolExtensionContainer { { MultipleRL-UL-DPCH-InformationAddListIE-RL-ReconfPrepTDD-ExtIEs } }
  OPTIONAL,
  ...
}

MultipleRL-UL-DPCH-InformationAddListIE-RL-ReconfPrepTDD-ExtIEs NBAP-PROTOCOL-EXTENSION ::= {
  ...
}

UL-DPCH-InformationAddList-RL-ReconfPrepTDD ::= ProtocolIE-Single-Container { { UL-DPCH-InformationAddListIEs-RL-ReconfPrepTDD } }

UL-DPCH-InformationAddListIEs-RL-ReconfPrepTDD NBAP-PROTOCOL-IES ::= {

```

```

    { ID id-UL-DPCH-InformationAddListIE-RL-ReconfPrepTDD   CRITICALITY reject      TYPE UL-DPCH-InformationAddItem-RL-ReconfPrepTDD      PRESENCE
mandatory }
}

UL-DPCH-InformationAddItem-RL-ReconfPrepTDD ::= SEQUENCE {
    repetitionPeriod          RepetitionPeriod,
    repetitionLength          RepetitionLength,
    tdd-DPCHOffset            TDD-DPCHOffset,
    uL-Timeslot-Information    UL-Timeslot-Information,
    iE-Extensions              ProtocolExtensionContainer { { UL-DPCH-InformationAddItem-RL-ReconfPrepTDD-ExtIEs} }      OPTIONAL,
    ...
}

UL-DPCH-InformationAddItem-RL-ReconfPrepTDD-ExtIEs  NBAP-PROTOCOL-EXTENSION ::= {
    ...
}

UL-DPCH-LCR-InformationAddList-RL-ReconfPrepTDD ::= SEQUENCE {
    repetitionPeriod          RepetitionPeriod,
    repetitionLength          RepetitionLength,
    tdd-DPCHOffset            TDD-DPCHOffset,
    uL-Timeslot-InformationLCR UL-TimeslotLCR-Information,
    iE-Extensions              ProtocolExtensionContainer { { UL-DPCH-LCR-InformationAddItem-RL-ReconfPrepTDD-ExtIEs} }      OPTIONAL,
    ...
}

UL-DPCH-LCR-InformationAddItem-RL-ReconfPrepTDD-ExtIEs  NBAP-PROTOCOL-EXTENSION ::= {
    ...
}

UL-CCTrCH-InformationModifyList-RL-ReconfPrepTDD ::= SEQUENCE (SIZE (1..maxNrOfCCTrCHs)) OF UL-CCTrCH-InformationModifyItem-RL-ReconfPrepTDD

UL-CCTrCH-InformationModifyItem-RL-ReconfPrepTDD ::= SEQUENCE {
    cCTrCH-ID                  CCTrCH-ID,
    tFCS                        TFCS                                OPTIONAL,
    tFCI-Coding                 TFCI-Coding                            OPTIONAL,
    punctureLimit               PunctureLimit                            OPTIONAL,
    ul-DPCH-InformationAddList    UL-DPCH-InformationModify-AddList-RL-ReconfPrepTDD      OPTIONAL,
    -- This DPCH Information is the for the first RL repetition, DPCH information for RL repetitions 2 and on, should be defined in MultipleRL-UL-DPCH-
InformationModifyList-RL-ReconfPrepTDD
    ul-DPCH-InformationModifyList    UL-DPCH-InformationModify-ModifyList-RL-ReconfPrepTDD      OPTIONAL,
    -- This DPCH Information is the for the first RL repetition, DPCH information for RL repetitions 2 and on, should be defined in MultipleRL-UL-DPCH-
InformationModifyList-RL-ReconfPrepTDD
    ul-DPCH-InformationDeleteList    UL-DPCH-InformationModify-DeleteList-RL-ReconfPrepTDD      OPTIONAL,
    -- This DPCH Information is the for the first RL repetition, DPCH information for RL repetitions 2 and on, should be defined in MultipleRL-UL-DPCH-
InformationModifyList-RL-ReconfPrepTDD
    iE-Extensions              ProtocolExtensionContainer { { UL-CCTrCH-InformationModifyItem-RL-ReconfPrepTDD-ExtIEs} }
    OPTIONAL,
    ...
}

UL-CCTrCH-InformationModifyItem-RL-ReconfPrepTDD-ExtIEs  NBAP-PROTOCOL-EXTENSION ::= {
    { ID id-UL-DPCH-LCR-InformationModify-AddList   CRITICALITY reject      EXTENSION    UL-DPCH-LCR-InformationModify-AddList-RL-ReconfPrepTDD
PRESENCE optional } | -- Applicable to 1.28Mcps TDD only
}

```

```

-- This DPCH Information is the for the first RL repetition, DPCH information for RL repetitions 2 and on, should be defined in MultipleRL-UL-DPCH-
InformationModifyList-RL-ReconfPrepTDD
  { ID id-UL-SIRTarget          CRITICALITY reject          EXTENSION          UL-SIR          PRESENCE optional          }|
  -- Applicable to 1.28Mcps TDD only.
-- This Information is the for the first RL repetition, SIR Target information for RL repetitions 2 and on, should be defined in MultipleRL-UL-
DPCH-InformationModifyList-RL-ReconfPrepTDD
  { ID id-TDD-TPC-UplinkStepSize-InformationModify-LCR-RL-ReconfPrepTDD          CRITICALITY reject          EXTENSION          TDD-TPC-UplinkStepSize-LCR
  PRESENCE optional          }|
  -- Applicable to 1.28Mcps TDD only
-- This Information is the for the first RL repetition, Step Size information for RL repetitions 2 and on, should be defined in MultipleRL-UL-DPCH-
InformationModifyList-RL-ReconfPrepTDD
  { ID id-RL-ID          CRITICALITY ignore          EXTENSION          RL-ID          PRESENCE optional }|
-- This is the RL ID for the first RL repetition
  { ID id-multipleRL-ul-DPCH-InformationModifyList          CRITICALITY reject          EXTENSION          MultipleRL-UL-DPCH-InformationModifyList-RL-
ReconfPrepTDD          PRESENCE optional          },
-- This DPCH Information is the for the 2nd and beyond RL repetition,
  ...
}

UL-DPCH-InformationModify-AddList-RL-ReconfPrepTDD ::= ProtocolIE-Single-Container { { UL-DPCH-InformationModify-AddListIEs-RL-ReconfPrepTDD } }

UL-DPCH-InformationModify-AddListIEs-RL-ReconfPrepTDD NBAP-PROTOCOL-IES ::= {
  { ID id-UL-DPCH-InformationModify-AddListIE-RL-ReconfPrepTDD          CRITICALITY reject          TYPE UL-DPCH-InformationModify-AddItem-RL-ReconfPrepTDD
  PRESENCE mandatory          }
}

MultipleRL-UL-DPCH-InformationModifyList-RL-ReconfPrepTDD ::= SEQUENCE (SIZE (1..maxNrOfRLs-1)) OF MultipleRL-UL-DPCH-InformationModifyListIE-RL-
ReconfPrepTDD
--Includes the 2nd through the max number of radio link information repetitions.

MultipleRL-UL-DPCH-InformationModifyListIE-RL-ReconfPrepTDD ::= SEQUENCE {
  ul-DPCH-InformationAddList          UL-DPCH-InformationModify-AddList-RL-ReconfPrepTDD          OPTIONAL,
  ul-DPCH-InformationModifyList          UL-DPCH-InformationModify-ModifyList-RL-ReconfPrepTDD          OPTIONAL,
  ul-DPCH-InformationDeleteList          UL-DPCH-InformationModify-DeleteList-RL-ReconfPrepTDD          OPTIONAL,
  ul-DPCH-InformationAddListLCR          UL-DPCH-LCR-InformationModify-AddList-RL-ReconfPrepTDD          OPTIONAL,
  ul-sir-target          UL-SIR          OPTIONAL,
  tDD-TPC-UplinkStepSize-LCR          TDD-TPC-UplinkStepSize-LCR          OPTIONAL,
  rL-ID          RL-ID          OPTIONAL,
  -- This DPCH Information is the for the 2nd and beyond RL repetitions,
  iE-Extensions          ProtocolExtensionContainer { { MultipleRL-UL-DPCH-InformationModifyListIE-RL-ReconfPrepTDD-ExtIEs }
}
  OPTIONAL,
...
}

MultipleRL-UL-DPCH-InformationModifyListIE-RL-ReconfPrepTDD-ExtIEs NBAP-PROTOCOL-EXTENSION ::= {
  ...
}

UL-DPCH-InformationModify-AddItem-RL-ReconfPrepTDD ::= SEQUENCE {
  repetitionPeriod          RepetitionPeriod,
  repetitionLength          RepetitionLength,
  tdd-DPCHOffset          TDD-DPCHOffset,
  uL-Timeslot-Information          UL-Timeslot-Information,

```

```

    iE-Extensions
    OPTIONAL,
    ...
}

UL-DPCH-InformationModify-AddItem-RL-ReconfPrepTDD-ExtIEs  NBAP-PROTOCOL-EXTENSION ::= {
    ...
}

UL-DPCH-LCR-InformationModify-AddList-RL-ReconfPrepTDD ::= SEQUENCE {
    repetitionPeriod          RepetitionPeriod,
    repetitionLength          RepetitionLength,
    tdd-DPCHOffset            TDD-DPCHOffset,
    uL-Timeslot-InformationLCR UL-TimeslotLCR-Information,
    iE-Extensions              ProtocolExtensionContainer { { UL-DPCH-LCR-InformationModify-AddItem-RL-ReconfPrepTDD-ExtIEs } }
    OPTIONAL,
    ...
}

UL-DPCH-LCR-InformationModify-AddItem-RL-ReconfPrepTDD-ExtIEs  NBAP-PROTOCOL-EXTENSION ::= {
    ...
}

UL-DPCH-InformationModify-ModifyList-RL-ReconfPrepTDD ::= ProtocolIE-Single-Container { { UL-DPCH-InformationModify-ModifyListIEs-RL-ReconfPrepTDD
} }

UL-DPCH-InformationModify-ModifyListIEs-RL-ReconfPrepTDD NBAP-PROTOCOL-IES ::= {
    { ID id-UL-DPCH-InformationModify-ModifyListIE-RL-ReconfPrepTDD  CRITICALITY reject          TYPE UL-DPCH-InformationModify-ModifyItem-RL-
ReconfPrepTDD          PRESENCE mandatory }
}

UL-DPCH-InformationModify-ModifyItem-RL-ReconfPrepTDD ::= SEQUENCE {
    repetitionPeriod          RepetitionPeriod          OPTIONAL,
    repetitionLength          RepetitionLength          OPTIONAL,
    tdd-DPCHOffset            TDD-DPCHOffset            OPTIONAL,
    uL-Timeslot-InformationModify-ModifyList-RL-ReconfPrepTDD  UL-Timeslot-InformationModify-ModifyList-RL-ReconfPrepTDD
    OPTIONAL,
    iE-Extensions              ProtocolExtensionContainer { { UL-DPCH-InformationModify-ModifyItem-RL-ReconfPrepTDD-ExtIEs } }
    OPTIONAL,
    ...
}

UL-DPCH-InformationModify-ModifyItem-RL-ReconfPrepTDD-ExtIEs  NBAP-PROTOCOL-EXTENSION ::= {
    { ID id-UL-TimeslotLCR-Information-RL-ReconfPrepTDD  CRITICALITY reject          EXTENSION  UL-TimeslotLCR-InformationModify-ModifyList-RL-
ReconfPrepTDD          PRESENCE optional },    -- Applicable to 1.28Mcps TDD only
    ...
}

UL-Timeslot-InformationModify-ModifyList-RL-ReconfPrepTDD ::= SEQUENCE (SIZE (1..maxNrOfULTSs)) OF UL-Timeslot-InformationModify-ModifyItem-RL-
ReconfPrepTDD  -- Applicable to 3.84Mcps TDD only

UL-Timeslot-InformationModify-ModifyItem-RL-ReconfPrepTDD ::= SEQUENCE {
    timeSlot                  TimeSlot,
    midambleShiftAndBurstType MidambleShiftAndBurstType          OPTIONAL,

```

```

tFCI-Presence                TFCI-Presence                OPTIONAL,
uL-Code-InformationModify-ModifyList-RL-ReconfPrepTDD  UL-Code-InformationModify-ModifyList-RL-ReconfPrepTDD  OPTIONAL,
iE-Extensions                ProtocolExtensionContainer { { UL-Timeslot-InformationModify-ModifyItem-RL-ReconfPrepTDD-ExtIEs} }
OPTIONAL,
...
}

UL-Timeslot-InformationModify-ModifyItem-RL-ReconfPrepTDD-ExtIEs NBAP-PROTOCOL-EXTENSION ::= {
...
}

UL-Code-InformationModify-ModifyList-RL-ReconfPrepTDD ::= SEQUENCE (SIZE (1..maxNrOfDPCHs)) OF UL-Code-InformationModify-ModifyItem-RL-
ReconfPrepTDD

UL-Code-InformationModify-ModifyItem-RL-ReconfPrepTDD ::= SEQUENCE {
dPCH-ID                      DPCH-ID,
tdd-ChannelisationCode      TDD-ChannelisationCode    OPTIONAL,
iE-Extensions                ProtocolExtensionContainer { { UL-Code-InformationModify-ModifyItem-RL-ReconfPrepTDD-ExtIEs} }
OPTIONAL,
...
}

UL-Code-InformationModify-ModifyItem-RL-ReconfPrepTDD-ExtIEs NBAP-PROTOCOL-EXTENSION ::= {
...
}

UL-TimeslotLCR-InformationModify-ModifyList-RL-ReconfPrepTDD ::= SEQUENCE (SIZE (1..maxNrOfULTSLCRs)) OF UL-Timeslot-LCR-InformationModify-
ModifyItem-RL-ReconfPrepTDD -- Applicable to 1.28Mcps TDD only

UL-Timeslot-LCR-InformationModify-ModifyItem-RL-ReconfPrepTDD ::= SEQUENCE {
timeSlotLCR                  TimeSlotLCR,
midambleShiftLCR            MidambleShiftLCR    OPTIONAL,
tFCI-Presence                TFCI-Presence        OPTIONAL,
uL-Code-InformationModify-ModifyList-RL-ReconfPrepTDDLcr  UL-Code-InformationModify-ModifyList-RL-ReconfPrepTDDLcr  OPTIONAL,
iE-Extensions                ProtocolExtensionContainer { { UL-Timeslot-LCR-InformationModify-ModifyItem-RL-ReconfPrepTDD-ExtIEs} }
OPTIONAL,
...
}

UL-Timeslot-LCR-InformationModify-ModifyItem-RL-ReconfPrepTDD-ExtIEs NBAP-PROTOCOL-EXTENSION ::= {
...
}

UL-Code-InformationModify-ModifyList-RL-ReconfPrepTDDLcr ::= SEQUENCE (SIZE (1..maxNrOfDPCHLCRs)) OF UL-Code-InformationModify-ModifyItem-RL-
ReconfPrepTDDLcr

UL-Code-InformationModify-ModifyItem-RL-ReconfPrepTDDLcr ::= SEQUENCE {
dPCH-ID                      DPCH-ID,
tdd-ChannelisationCodeLCR    TDD-ChannelisationCodeLCR  OPTIONAL,
iE-Extensions                ProtocolExtensionContainer { { UL-Code-InformationModify-ModifyItem-RL-ReconfPrepTDDLcr-ExtIEs} }
OPTIONAL,
...
}

```

```

UL-Code-InformationModify-ModifyItem-RL-ReconfPrepTDDLPCR-ExtIEs NBAP-PROTOCOL-EXTENSION ::= {
  { ID id-UL-DPCH-TimeSlotFormat-LCR-ModifyItem-RL-ReconfPrepTDD CRITICALITY reject EXTENSION TDD-UL-DPCH-TimeSlotFormat-LCR PRESENCE
optional},
  ...
}

UL-DPCH-InformationModify-DeleteList-RL-ReconfPrepTDD ::= ProtocolIE-Single-Container { { UL-DPCH-InformationModify-DeleteListIEs-RL-ReconfPrepTDD
}}

UL-DPCH-InformationModify-DeleteListIEs-RL-ReconfPrepTDD NBAP-PROTOCOL-IES ::= {
  { ID id-UL-DPCH-InformationModify-DeleteListIE-RL-ReconfPrepTDD CRITICALITY reject TYPE UL-DPCH-InformationModify-DeleteListIE-RL-
ReconfPrepTDD PRESENCE mandatory }
}

UL-DPCH-InformationModify-DeleteListIE-RL-ReconfPrepTDD ::= SEQUENCE (SIZE (1..maxNrOfDPCHs)) OF UL-DPCH-InformationModify-DeleteItem-RL-
ReconfPrepTDD

UL-DPCH-InformationModify-DeleteItem-RL-ReconfPrepTDD ::= SEQUENCE {
  dPCH-ID DPCH-ID,
  iE-Extensions ProtocolExtensionContainer { { UL-DPCH-InformationModify-DeleteItem-RL-ReconfPrepTDD-ExtIEs} }
  OPTIONAL,
  ...
}

UL-DPCH-InformationModify-DeleteItem-RL-ReconfPrepTDD-ExtIEs NBAP-PROTOCOL-EXTENSION ::= {
  ...
}

UL-CCTrCH-InformationDeleteList-RL-ReconfPrepTDD ::= SEQUENCE (SIZE (1..maxNrOfCCTrCHs)) OF UL-CCTrCH-InformationDeleteItem-RL-ReconfPrepTDD

UL-CCTrCH-InformationDeleteItem-RL-ReconfPrepTDD ::= SEQUENCE {
  cCTrCH-ID CCTrCH-ID,
  iE-Extensions ProtocolExtensionContainer { { UL-CCTrCH-InformationDeleteItem-RL-ReconfPrepTDD-ExtIEs} }
  OPTIONAL,
  ...
}

UL-CCTrCH-InformationDeleteItem-RL-ReconfPrepTDD-ExtIEs NBAP-PROTOCOL-EXTENSION ::= {
  ...
}

DL-CCTrCH-InformationAddList-RL-ReconfPrepTDD ::= SEQUENCE (SIZE (1..maxNrOfCCTrCHs)) OF DL-CCTrCH-InformationAddItem-RL-ReconfPrepTDD

DL-CCTrCH-InformationAddItem-RL-ReconfPrepTDD ::= SEQUENCE {
  cCTrCH-ID CCTrCH-ID,
  tFCS TFCS,
  tFCI-Coding TFCI-Coding,
  punctureLimit PunctureLimit,
  cCTrCH-TPCList CCTrCH-TPCAddList-RL-ReconfPrepTDD OPTIONAL,
  dl-DPCH-InformationList DL-DPCH-InformationAddList-RL-ReconfPrepTDD OPTIONAL,
  -- This DPCH Information is the for the first RL repetition, DPCH information for RL repetitions 2 and on, should be defined in MultipleRL-DL-DPCH-
InformationAddList-RL-ReconfPrepTDD
}

```

```

    iE-Extensions
    OPTIONAL,
    ...
}

DL-CCTrCH-InformationAddItem-RL-ReconfPrepTDD-ExtIEs  NBAP-PROTOCOL-EXTENSION ::= {
    { ID id-DL-DPCH-LCR-InformationAddList-RL-ReconfPrepTDD          CRITICALITY reject  EXTENSION DL-DPCH-LCR-InformationAddList-RL-
ReconfPrepTDD          PRESENCE optional }|  -- Applicable to 1.28Mcps TDD only
-- This DPCH Information is the for the first RL repetition, DPCH information for RL repetitions 2 and on, should be defined in MultipleRL-DL-DPCH-
InformationAddList-RL-ReconfPrepTDD
    { ID id-CCTrCH-Initial-DL-Power-RL-ReconfPrepTDD                CRITICALITY ignore  EXTENSION DL-Power          PRESENCE optional }|
-- This DL Power information is the for the first RL repetition, DL power information for RL repetitions 2 and on, should be defined in
MultipleRL-DL-DPCH-InformationAddList-RL-ReconfPrepTDD
    { ID id-TDD-TPC-DownlinkStepSize-InformationAdd-RL-ReconfPrepTDD  CRITICALITY reject  EXTENSION  TDD-TPC-DownlinkStepSize PRESENCE optional}|
-- This DL step size is the for the first RL repetition, DL step size information for RL repetitions 2 and on, should be defined in MultipleRL-DL-
DPCH-InformationAddList-RL-ReconfPrepTDD
    { ID id-CCTrCH-Maximum-DL-Power-InformationAdd-RL-ReconfPrepTDD  CRITICALITY ignore  EXTENSION DL-Power          PRESENCE optional }|
-- This DL Power information is the for the first RL repetition, DL power information for RL repetitions 2 and on, should be defined in
MultipleRL-DL-DPCH-InformationAddList-RL-ReconfPrepTDD
    { ID id-CCTrCH-Minimum-DL-Power-InformationAdd-RL-ReconfPrepTDD  CRITICALITY ignore  EXTENSION DL-Power          PRESENCE optional }|
-- This DL Power information is the for the first RL repetition, DL power information for RL repetitions 2 and on, should be defined in
MultipleRL-DL-DPCH-InformationAddList-RL-ReconfPrepTDD
    { ID id-RL-ID                                                    CRITICALITY ignore  EXTENSION RL-ID          PRESENCE optional }|
-- This is the RL ID for the first RL repetition
    { ID id-multipleRL-ul-DPCH-InformationList                       CRITICALITY reject  EXTENSION MultipleRL-DL-DPCH-InformationAddList-RL-
ReconfPrepTDD  PRESENCE optional },
-- This DPCH Information is the for the 2nd and beyond RL repetition,
    ...
}

MultipleRL-DL-DPCH-InformationAddList-RL-ReconfPrepTDD ::= SEQUENCE (SIZE (1..maxNrOfRLs-1)) OF MultipleRL-DL-DPCH-InformationAddListIE-RL-
ReconfPrepTDD
--Includes the 2nd through the max number of radio link information repetitions.

MultipleRL-DL-DPCH-InformationAddListIE-RL-ReconfPrepTDD ::= SEQUENCE {
    dl-DPCH-InformationList                DL-DPCH-InformationAddList-RL-ReconfPrepTDD          OPTIONAL,
    dl-DPCH-InformationListLCR              DL-DPCH-LCR-InformationAddList-RL-ReconfPrepTDD      OPTIONAL,
    cCTrCH-Initial-DL-Power                  DL-Power                                              OPTIONAL,
    tDD-TPC-DownlinkStepSize                 TDD-TPC-DownlinkStepSize                            OPTIONAL,
    cCTrCH-Maximum-DL-Power-InformationAdd-RL-ReconfPrepTDD  DL-Power                                              OPTIONAL,
    cCTrCH-Minimum-DL-Power-InformationAdd-RL-ReconfPrepTDD  DL-Power                                              OPTIONAL,
    rL-ID                                    RL-ID          OPTIONAL,
    iE-Extensions                           ProtocolExtensionContainer { { MultipleRL-DL-DPCH-InformationAddListIE-RL-ReconfPrepTDD-ExtIEs} }
    OPTIONAL,
    ...
}

MultipleRL-DL-DPCH-InformationAddListIE-RL-ReconfPrepTDD-ExtIEs  NBAP-PROTOCOL-EXTENSION ::= {
    ...
}

CCTrCH-TPCAddList-RL-ReconfPrepTDD ::= SEQUENCE (SIZE (1..maxNrOfCCTrCHs)) OF CCTrCH-TPCAddItem-RL-ReconfPrepTDD -- Applicable to 3.84Mcps TDD
only

```

```

CCTrCH-TPCAddItem-RL-ReconfPrepTDD ::= SEQUENCE {
    cCTrCH-ID                CCTrCH-ID,
    iE-Extensions            ProtocolExtensionContainer { { CCTrCH-TPCAddItem-RL-ReconfPrepTDD-ExtIEs } }    OPTIONAL,
    ...
}

CCTrCH-TPCAddItem-RL-ReconfPrepTDD-ExtIEs  NBAP-PROTOCOL-EXTENSION ::= {
    ...
}

DL-DPCH-InformationAddList-RL-ReconfPrepTDD ::= ProtocolIE-Single-Container { { DL-DPCH-InformationAddListIEs-RL-ReconfPrepTDD } }

DL-DPCH-InformationAddListIEs-RL-ReconfPrepTDD NBAP-PROTOCOL-IES ::= {
    { ID id-DL-DPCH-InformationAddListIE-RL-ReconfPrepTDD    CRITICALITY reject          TYPE DL-DPCH-InformationAddItem-RL-ReconfPrepTDD    PRESENCE
    mandatory }
}

DL-DPCH-InformationAddItem-RL-ReconfPrepTDD ::= SEQUENCE {
    repetitionPeriod          RepetitionPeriod,
    repetitionLength          RepetitionLength,
    tdd-DPCHOffset            TDD-DPCHOffset,
    dl-Timeslot-Information    DL-Timeslot-Information,
    iE-Extensions            ProtocolExtensionContainer { { DL-DPCH-InformationAddItem-RL-ReconfPrepTDD-ExtIEs } }    OPTIONAL,
    ...
}

DL-DPCH-InformationAddItem-RL-ReconfPrepTDD-ExtIEs  NBAP-PROTOCOL-EXTENSION ::= {
    ...
}

DL-DPCH-LCR-InformationAddList-RL-ReconfPrepTDD ::= SEQUENCE {
    repetitionPeriod          RepetitionPeriod,
    repetitionLength          RepetitionLength,
    tdd-DPCHOffset            TDD-DPCHOffset,
    dl-Timeslot-InformationLCR DL-TimeslotLCR-Information,
    iE-Extensions            ProtocolExtensionContainer { { DL-DPCH-LCR-InformationAddItem-RL-ReconfPrepTDD-ExtIEs } }    OPTIONAL,
    ...
}

DL-DPCH-LCR-InformationAddItem-RL-ReconfPrepTDD-ExtIEs  NBAP-PROTOCOL-EXTENSION ::= {
    ...
}

DL-CCTrCH-InformationModifyList-RL-ReconfPrepTDD ::= SEQUENCE (SIZE (1..maxNrOfCCTrCHs)) OF DL-CCTrCH-InformationModifyItem-RL-ReconfPrepTDD

DL-CCTrCH-InformationModifyItem-RL-ReconfPrepTDD ::= SEQUENCE {
    cCTrCH-ID                CCTrCH-ID,
    tFCS                      TFCS                                OPTIONAL,
    tFCI-Coding                TFCI-Coding                        OPTIONAL,
    punctureLimit              PunctureLimit                      OPTIONAL,
    cCTrCH-TPCList             CCTrCH-TPCModifyList-RL-ReconfPrepTDD    OPTIONAL,
    dl-DPCH-InformationAddList DL-DPCH-InformationModify-AddList-RL-ReconfPrepTDD    OPTIONAL,
    -- This DPCH Information is the for the first RL repetition, DPCH information for RL repetitions 2 and on, should be defined in MultipleRL-DL-DPCH-
    InformationModifyList-RL-ReconfPrepTDD
}

```



```

    dl-DPCH-InformationModifyList          DL-DPCH-InformationModify-ModifyList-RL-ReconfPrepTDD          OPTIONAL,
-- This DPCH Information is the for the first RL repetition, DPCH information for RL repetitions 2 and on, should be defined in MultipleRL-DL-DPCH-
InformationModifyList-RL-ReconfPrepTDD
    dl-DPCH-InformationDeleteList          DL-DPCH-InformationModify-DeleteList-RL-ReconfPrepTDD          OPTIONAL,
-- This DPCH Information is the for the first RL repetition, DPCH information for RL repetitions 2 and on, should be defined in MultipleRL-DL-DPCH-
InformationModifyList-RL-ReconfPrepTDD
    iE-Extensions                          ProtocolExtensionContainer { { DL-CCTrCH-InformationModifyItem-RL-ReconfPrepTDD-ExtIEs } }
    OPTIONAL,
    ...
}

DL-CCTrCH-InformationModifyItem-RL-ReconfPrepTDD-ExtIEs  NBAP-PROTOCOL-EXTENSION ::= {
    { ID id-DL-DPCH-LCR-InformationModify-AddList-RL-ReconfPrepTDD CRITICALITY reject          EXTENSION          DL-DPCH-LCR-InformationModify-
AddList-RL-ReconfPrepTDD          PRESENCE optional }| -- Applicable to 1.28Mcps TDD only
-- This DPCH Information is the for the first RL repetition, DPCH information for RL repetitions 2 and on, should be defined in MultipleRL-DL-DPCH-
InformationModifyList-RL-ReconfPrepTDD
    { ID id-TDD-TPC-DownlinkStepSize-InformationModify-RL-ReconfPrepTDD CRITICALITY reject  EXTENSION TDD-TPC-DownlinkStepSize PRESENCE optional}|
-- This Step Size Information is the for the first RL repetition, step size information for RL repetitions 2 and on, should be defined in
MultipleRL-DL-DPCH-InformationModifyList-RL-ReconfPrepTDD
    { ID id-CCTrCH-Maximum-DL-Power-InformationModify-RL-ReconfPrepTDD          CRITICALITY ignore  EXTENSION DL-Power          PRESENCE optional }|
-- This power Information is the for the first RL repetition, power information for RL repetitions 2 and on, should be defined in MultipleRL-DL-
DPCH-InformationModifyList-RL-ReconfPrepTDD
    { ID id-CCTrCH-Minimum-DL-Power-InformationModify-RL-ReconfPrepTDD          CRITICALITY ignore  EXTENSION DL-Power          PRESENCE optional }|
-- This power Information is the for the first RL repetition, power information for RL repetitions 2 and on, should be defined in MultipleRL-DL-
DPCH-InformationModifyList-RL-ReconfPrepTDD
    { ID id-RL-ID          CRITICALITY ignore          EXTENSION          RL-ID          PRESENCE optional }|
-- This is the RL ID for the first RL repetition
    { ID id-multipleRL-dl-DPCH-InformationModifyList          CRITICALITY reject          EXTENSION          MultipleRL-DL-DPCH-InformationModifyList-RL-
ReconfPrepTDD          PRESENCE optional },
-- This DPCH Information is the for the 2nd and beyond RL repetitions,
    ...
}

MultipleRL-DL-DPCH-InformationModifyList-RL-ReconfPrepTDD ::= SEQUENCE (SIZE (1..maxNrOfRLs-1)) OF MultipleRL-DL-DPCH-InformationModifyListIE-RL-
ReconfPrepTDD
--Includes the 2nd through the max number of radio link information repetitions.

MultipleRL-DL-DPCH-InformationModifyListIE-RL-ReconfPrepTDD ::= SEQUENCE {
    dl-DPCH-InformationAddList          DL-DPCH-InformationModify-AddList-RL-ReconfPrepTDD          OPTIONAL,
    dl-DPCH-InformationModifyList          DL-DPCH-InformationModify-ModifyList-RL-ReconfPrepTDD          OPTIONAL,
    dl-DPCH-InformationDeleteList          DL-DPCH-InformationModify-DeleteList-RL-ReconfPrepTDD          OPTIONAL,
    dl-DPCH-InformationAddListLCR          DL-DPCH-LCR-InformationModify-AddList-RL-ReconfPrepTDD          OPTIONAL,
    tDD-TPC-DownlinkStepSize-InformationModify-RL-ReconfPrepTDD          TDD-TPC-DownlinkStepSize          OPTIONAL,
    cCTrCH-Maximum-DL-Power-InformationModify-RL-ReconfPrepTDD          DL-Power          OPTIONAL,
    cCTrCH-Minimum-DL-Power-InformationModify-RL-ReconfPrepTDD          DL-Power          OPTIONAL,
    rL-ID          RL-ID          OPTIONAL,
    iE-Extensions                          ProtocolExtensionContainer { { MultipleRL-DL-DPCH-InformationModifyListIE-RL-
ReconfPrepTDD-ExtIEs } }          OPTIONAL,
    ...
}

MultipleRL-DL-DPCH-InformationModifyListIE-RL-ReconfPrepTDD-ExtIEs  NBAP-PROTOCOL-EXTENSION ::= {
    ...
}

```

```

CCTrCH-TPCModifyList-RL-ReconfPrepTDD ::= SEQUENCE (SIZE (1..maxNrOfCCTrCHs)) OF CCTrCH-TPCModifyItem-RL-ReconfPrepTDD

CCTrCH-TPCModifyItem-RL-ReconfPrepTDD ::= SEQUENCE {
    cCCTrCH-ID          CCTrCH-ID,
    iE-Extensions      ProtocolExtensionContainer { { CCTrCH-TPCModifyItem-RL-ReconfPrepTDD-ExtIEs } } OPTIONAL,
    ...
}

CCTrCH-TPCModifyItem-RL-ReconfPrepTDD-ExtIEs NBAP-PROTOCOL-EXTENSION ::= {
    ...
}

DL-DPCH-InformationModify-AddList-RL-ReconfPrepTDD ::= ProtocolIE-Single-Container {{ DL-DPCH-InformationModify-AddListIEs-RL-ReconfPrepTDD }}
-- Applicable to 3.84Mcps TDD only

DL-DPCH-InformationModify-AddListIEs-RL-ReconfPrepTDD NBAP-PROTOCOL-IES ::= {
    { ID id-DL-DPCH-InformationModify-AddListIE-RL-ReconfPrepTDD CRITICALITY reject TYPE DL-DPCH-InformationModify-AddItem-RL-ReconfPrepTDD
      PRESENCE mandatory }
}

DL-DPCH-InformationModify-AddItem-RL-ReconfPrepTDD ::= SEQUENCE {
    repetitionPeriod      RepetitionPeriod,
    repetitionLength      RepetitionLength,
    tdd-DPCHOffset        TDD-DPCHOffset,
    dL-Timeslot-Information DL-Timeslot-Information,
    iE-Extensions         ProtocolExtensionContainer { { DL-DPCH-InformationModify-AddItem-RL-ReconfPrepTDD-ExtIEs } }
    OPTIONAL,
    ...
}

DL-DPCH-InformationModify-AddItem-RL-ReconfPrepTDD-ExtIEs NBAP-PROTOCOL-EXTENSION ::= {
    ...
}

DL-DPCH-LCR-InformationModify-AddList-RL-ReconfPrepTDD ::= SEQUENCE {
    repetitionPeriod      RepetitionPeriod,
    repetitionLength      RepetitionLength,
    tdd-DPCHOffset        TDD-DPCHOffset,
    dL-TimeslotLCR-Information DL-TimeslotLCR-Information,
    iE-Extensions         ProtocolExtensionContainer { { DL-DPCH-LCR-InformationModify-AddItem-RL-ReconfPrepTDD-ExtIEs } }
    OPTIONAL,
    ...
}

DL-DPCH-LCR-InformationModify-AddItem-RL-ReconfPrepTDD-ExtIEs NBAP-PROTOCOL-EXTENSION ::= {
    ...
}

DL-DPCH-InformationModify-ModifyList-RL-ReconfPrepTDD ::= ProtocolIE-Single-Container {{ DL-DPCH-InformationModify-ModifyListIEs-RL-ReconfPrepTDD }}

DL-DPCH-InformationModify-ModifyListIEs-RL-ReconfPrepTDD NBAP-PROTOCOL-IES ::= {

```

```

    { ID id-DL-DPCH-InformationModify-ModifyListIE-RL-ReconfPrepTDD CRITICALITY reject TYPE DL-DPCH-InformationModify-ModifyItem-RL-
ReconfPrepTDD PRESENCE mandatory }
}

DL-DPCH-InformationModify-ModifyItem-RL-ReconfPrepTDD ::= SEQUENCE {
    repetitionPeriod RepetitionPeriod OPTIONAL,
    repetitionLength RepetitionLength OPTIONAL,
    tdd-DPCHOffset TDD-DPCHOffset OPTIONAL,
    dL-Timeslot-InformationAddModify-ModifyList-RL-ReconfPrepTDD DL-Timeslot-InformationModify-ModifyList-RL-ReconfPrepTDD OPTIONAL,
    iE-Extensions ProtocolExtensionContainer { { DL-DPCH-InformationModify-ModifyItem-RL-ReconfPrepTDD-ExtIEs } }
OPTIONAL,
    ...
}

DL-DPCH-InformationModify-ModifyItem-RL-ReconfPrepTDD-ExtIEs NBAP-PROTOCOL-EXTENSION ::= {
    { ID id-DL-Timeslot-LCR-InformationModify-ModifyList-RL-ReconfPrepTDD CRITICALITY reject EXTENSION DL-Timeslot-
LCR-InformationModify-ModifyList-RL-ReconfPrepTDD PRESENCE optional },
    ...
}

DL-Timeslot-InformationModify-ModifyList-RL-ReconfPrepTDD ::= SEQUENCE (SIZE (1..maxNrOfDLTs)) OF DL-Timeslot-InformationModify-ModifyItem-RL-
ReconfPrepTDD

DL-Timeslot-InformationModify-ModifyItem-RL-ReconfPrepTDD ::= SEQUENCE {
    timeSlot TimeSlot,
    midambleShiftAndBurstType MidambleShiftAndBurstType OPTIONAL,
    tFCI-Presence TFCI-Presence OPTIONAL,
    dL-Code-InformationModify-ModifyList-RL-ReconfPrepTDD DL-Code-InformationModify-ModifyList-RL-ReconfPrepTDD OPTIONAL,
    iE-Extensions ProtocolExtensionContainer { { DL-Timeslot-InformationModify-ModifyItem-RL-ReconfPrepTDD-ExtIEs } }
OPTIONAL,
    ...
}

DL-Timeslot-InformationModify-ModifyItem-RL-ReconfPrepTDD-ExtIEs NBAP-PROTOCOL-EXTENSION ::= {
    { ID id-Maximum-DL-Power-Modify-LCR-InformationModify-RL-ReconfPrepTDD CRITICALITY ignore EXTENSION DL-Power PRESENCE optional } |
    -- Applicable to 1.28Mcps TDD only
    { ID id-Minimum-DL-Power-Modify-LCR-InformationModify-RL-ReconfPrepTDD CRITICALITY ignore EXTENSION DL-Power PRESENCE optional },
    -- Applicable to 1.28Mcps TDD only
    ...
}

DL-Code-InformationModify-ModifyList-RL-ReconfPrepTDD ::= SEQUENCE (SIZE (0..maxNrOfDPCHs)) OF DL-Code-InformationModify-ModifyItem-RL-
ReconfPrepTDD

DL-Code-InformationModify-ModifyItem-RL-ReconfPrepTDD ::= SEQUENCE {
    dPCH-ID DPCH-ID,
    tdd-ChannelisationCode TDD-ChannelisationCode OPTIONAL,
    iE-Extensions ProtocolExtensionContainer { { DL-Code-InformationModify-ModifyItem-RL-ReconfPrepTDD-ExtIEs } }
OPTIONAL,
    ...
}

DL-Code-InformationModify-ModifyItem-RL-ReconfPrepTDD-ExtIEs NBAP-PROTOCOL-EXTENSION ::= {
    ...
}

```

DL-Timeslot-LCR-InformationModify-ModifyList-RL-ReconfPrepTDD ::= SEQUENCE (SIZE (1..maxNrOfDLTSLCRs)) OF DL-Timeslot-LCR-InformationModify-ModifyItem-RL-ReconfPrepTDD

```
DL-Timeslot-LCR-InformationModify-ModifyItem-RL-ReconfPrepTDD ::= SEQUENCE {
    timeSlotLCR                TimeSlotLCR,
    midambleShiftLCR           MidambleShiftLCR           OPTIONAL,
    tFCI-Presence               TFCI-Presence             OPTIONAL,
    dL-Code-LCR-InformationModify-ModifyList-RL-ReconfPrepTDD
    OPTIONAL,
    iE-Extensions               ProtocolExtensionContainer { { DL-Timeslot-LCR-InformationModify-ModifyItem-RL-ReconfPrepTDD-ExtIEs } }
    OPTIONAL,
    ...
}
```

DL-Timeslot-LCR-InformationModify-ModifyItem-RL-ReconfPrepTDD-ExtIEs NBAP-PROTOCOL-EXTENSION ::= {  
...  
}

DL-Code-LCR-InformationModify-ModifyList-RL-ReconfPrepTDD ::= SEQUENCE (SIZE (1..maxNrOfDPCHLCRs)) OF DL-Code-LCR-InformationModify-ModifyItem-RL-ReconfPrepTDD

```
DL-Code-LCR-InformationModify-ModifyItem-RL-ReconfPrepTDD ::= SEQUENCE {
    dPCH-ID                    DPCH-ID,
    tdd-ChannelisationCodeLCR   TDD-ChannelisationCodeLCR   OPTIONAL,
    iE-Extensions               ProtocolExtensionContainer { { DL-Code-LCR-InformationModify-ModifyItem-RL-ReconfPrepTDD-ExtIEs } }
    OPTIONAL,
    ...
}
```

DL-Code-LCR-InformationModify-ModifyItem-RL-ReconfPrepTDD-ExtIEs NBAP-PROTOCOL-EXTENSION ::= {  
{ ID id-DL-DPCH-TimeSlotFormat-LCR-ModifyItem-RL-ReconfPrepTDD CRITICALITY reject EXTENSION TDD-DL-DPCH-TimeSlotFormat-LCR PRESENCE optional},  
...  
}

DL-DPCH-InformationModify-DeleteList-RL-ReconfPrepTDD ::= ProtocolIE-Single-Container { { DL-DPCH-InformationModify-DeleteListIEs-RL-ReconfPrepTDD } }

```
DL-DPCH-InformationModify-DeleteListIEs-RL-ReconfPrepTDD NBAP-PROTOCOL-IES ::= {
    { ID id-DL-DPCH-InformationModify-DeleteListIE-RL-ReconfPrepTDD CRITICALITY reject TYPE DL-DPCH-InformationModify-DeleteListIE-RL-ReconfPrepTDD PRESENCE mandatory }
}
```

DL-DPCH-InformationModify-DeleteListIE-RL-ReconfPrepTDD ::= SEQUENCE (SIZE (1..maxNrOfDPCHs)) OF DL-DPCH-InformationModify-DeleteItem-RL-ReconfPrepTDD

```
DL-DPCH-InformationModify-DeleteItem-RL-ReconfPrepTDD ::= SEQUENCE {
    dPCH-ID                    DPCH-ID,
    iE-Extensions               ProtocolExtensionContainer { { DL-DPCH-InformationModify-DeleteItem-RL-ReconfPrepTDD-ExtIEs } }
    OPTIONAL,
    ...
}
```

DL-DPCH-InformationModify-DeleteItem-RL-ReconfPrepTDD-ExtIEs NBAP-PROTOCOL-EXTENSION ::= {

```

}
...
DL-CCTrCH-InformationDeleteList-RL-ReconfPrepTDD ::= SEQUENCE (SIZE (1..maxNrOfCCTrCHs)) OF DL-CCTrCH-InformationDeleteItem-RL-ReconfPrepTDD

DL-CCTrCH-InformationDeleteItem-RL-ReconfPrepTDD ::= SEQUENCE {
    cCTrCH-ID                CCTrCH-ID,
    iE-Extensions            ProtocolExtensionContainer { { DL-CCTrCH-InformationDeleteItem-RL-ReconfPrepTDD-ExtIEs } }
    OPTIONAL,
    ...
}

DL-CCTrCH-InformationDeleteItem-RL-ReconfPrepTDD-ExtIEs  NBAP-PROTOCOL-EXTENSION ::= {
    ...
}

DCH-DeleteList-RL-ReconfPrepTDD ::= SEQUENCE (SIZE (1..maxNrOfDCHs)) OF DCH-DeleteItem-RL-ReconfPrepTDD

DCH-DeleteItem-RL-ReconfPrepTDD ::= SEQUENCE {
    dCH-ID                DCH-ID,
    iE-Extensions            ProtocolExtensionContainer { { DCH-DeleteItem-RL-ReconfPrepTDD-ExtIEs } }    OPTIONAL,
    ...
}

DCH-DeleteItem-RL-ReconfPrepTDD-ExtIEs  NBAP-PROTOCOL-EXTENSION ::= {
    ...
}

DSCH-Information-ModifyList-RL-ReconfPrepTDD ::= SEQUENCE (SIZE (1..maxNrOfDSCHs)) OF DSCH-Information-ModifyItem-RL-ReconfPrepTDD

DSCH-Information-ModifyItem-RL-ReconfPrepTDD ::= SEQUENCE {
    dSCH-ID                DSCH-ID,
    cCTrCH-ID                CCTrCH-ID                OPTIONAL,
    -- DL CCTrCH in which the DSCH is mapped
    transportFormatSet      TransportFormatSet      OPTIONAL,
    allocationRetentionPriority AllocationRetentionPriority OPTIONAL,
    frameHandlingPriority    FrameHandlingPriority    OPTIONAL,
    toAWS                    ToAWS                    OPTIONAL,
    toAWE                    ToAWE                    OPTIONAL,
    transportBearerRequestIndicator TransportBearerRequestIndicator,
    iE-Extensions            ProtocolExtensionContainer { { DSCH-Information-ModifyItem-RL-ReconfPrepTDD-ExtIEs } }    OPTIONAL,
    ...
}

DSCH-Information-ModifyItem-RL-ReconfPrepTDD-ExtIEs  NBAP-PROTOCOL-EXTENSION ::= {
    { ID id-bindingID        CRITICALITY ignore  EXTENSION BindingID        PRESENCE    optional    }|
    -- Shall be ignored if bearer establishment with ALCAP.
    { ID id-transportlayeraddress CRITICALITY ignore  EXTENSION TransportLayerAddress PRESENCE    optional },
    ...
}

DSCH-Information-DeleteList-RL-ReconfPrepTDD ::= SEQUENCE (SIZE (1..maxNrOfDSCHs)) OF DSCH-Information-DeleteItem-RL-ReconfPrepTDD

```

```

DSCH-Information-DeleteItem-RL-ReconfPrepTDD ::= SEQUENCE {
    dSCH-ID                DSCH-ID,
    iE-Extensions          ProtocolExtensionContainer { { DSCH-Information-DeleteItem-RL-ReconfPrepTDD-ExtIEs} } OPTIONAL,
    ...
}

DSCH-Information-DeleteItem-RL-ReconfPrepTDD-ExtIEs NBAP-PROTOCOL-EXTENSION ::= {
    ...
}

USCH-Information-ModifyList-RL-ReconfPrepTDD ::= SEQUENCE (SIZE (1..maxNrOfUSCHs)) OF USCH-Information-ModifyItem-RL-ReconfPrepTDD

USCH-Information-ModifyItem-RL-ReconfPrepTDD ::= SEQUENCE {
    uSCH-ID                USCH-ID,
    transportFormatSet      TransportFormatSet OPTIONAL,
    allocationRetentionPriority AllocationRetentionPriority OPTIONAL,
    cCTrCH-ID              CCTrCH-ID OPTIONAL, -- UL CCTrCH in which the USCH is mapped
    transportBearerRequestIndicator TransportBearerRequestIndicator,
    iE-Extensions          ProtocolExtensionContainer { { USCH-Information-ModifyItem-RL-ReconfPrepTDD-ExtIEs} } OPTIONAL,
    ...
}

USCH-Information-ModifyItem-RL-ReconfPrepTDD-ExtIEs NBAP-PROTOCOL-EXTENSION ::= {
    { ID id-bindingID          CRITICALITY ignore      EXTENSION BindingID          PRESENCE optional }|
    -- Shall be ignored if bearer establishment with ALCAP.
    { ID id-transportlayeraddress CRITICALITY ignore      EXTENSION TransportLayerAddress          PRESENCE optional }|
    -- Shall be ignored if bearer establishment with ALCAP.
    { ID id-TnlQos             CRITICALITY ignore      EXTENSION TnlQos          PRESENCE optional },
    ...
}

USCH-Information-DeleteList-RL-ReconfPrepTDD ::= SEQUENCE (SIZE (1..maxNrOfUSCHs)) OF USCH-Information-DeleteItem-RL-ReconfPrepTDD

USCH-Information-DeleteItem-RL-ReconfPrepTDD ::= SEQUENCE {
    uSCH-ID                USCH-ID,
    iE-Extensions          ProtocolExtensionContainer { { USCH-Information-DeleteItem-RL-ReconfPrepTDD-ExtIEs} } OPTIONAL,
    ...
}

USCH-Information-DeleteItem-RL-ReconfPrepTDD-ExtIEs NBAP-PROTOCOL-EXTENSION ::= {
    ...
}

MultipleRL-Information-RL-ReconfPrepTDD ::= SEQUENCE (SIZE (1..maxNrOfRLs-1)) OF RL-Information-RL-ReconfPrepTDD
--Includes the 2nd through the max number of radio link information repetitions.

RL-Information-RL-ReconfPrepTDD ::= SEQUENCE {
    rL-ID                  RL-ID,
    maxDL-Power            DL-Power OPTIONAL,
    minDL-Power            DL-Power OPTIONAL,
    iE-Extensions          ProtocolExtensionContainer { { RL-Information-RL-ReconfPrepTDD-ExtIEs} } OPTIONAL,
    ...
}

```

```

RL-Information-RL-ReconfPrepTDD-ExtIEs NBAP-PROTOCOL-EXTENSION ::= {
  { ID id-InitDL-Power CRITICALITY ignore EXTENSION DL-Power PRESENCE optional }|
  { ID id-RL-Specific-DCH-Info CRITICALITY ignore EXTENSION RL-Specific-DCH-Info PRESENCE optional }|
  { ID id-UL-Synchronisation-Parameters-LCR CRITICALITY ignore EXTENSION UL-Synchronisation-Parameters-LCR PRESENCE optional }|
  -- Mandatory for 1.28Mcps TDD, Not Applicable to 3.84Mcps TDD
  { ID id-TimeslotISCP-LCR-InfoList-RL-ReconfPrepTDD CRITICALITY ignore EXTENSION DL-TimeslotISCPInfoLCR PRESENCE optional },
  -- Applicable to 1.28Mcps TDD only
  ...
}

-- *****
--
-- RADIO LINK RECONFIGURATION READY
--
-- *****

RadioLinkReconfigurationReady ::= SEQUENCE {
  protocolIEs ProtocolIE-Container {{RadioLinkReconfigurationReady-IEs}},
  protocolExtensions ProtocolExtensionContainer {{RadioLinkReconfigurationReady-Extensions}} OPTIONAL,
  ...
}

RadioLinkReconfigurationReady-IEs NBAP-PROTOCOL-IES ::= {
  { ID id-CRNC-CommunicationContextID CRITICALITY ignore TYPE CRNC-CommunicationContextID PRESENCE mandatory }|
  { ID id-RL-InformationResponseList-RL-ReconfReady CRITICALITY ignore TYPE RL-InformationResponseList-RL-ReconfReady PRESENCE optional }|
  { ID id-CriticalityDiagnostics CRITICALITY ignore TYPE CriticalityDiagnostics PRESENCE optional },
  ...
}

RadioLinkReconfigurationReady-Extensions NBAP-PROTOCOL-EXTENSION ::= {
  { ID id-TargetCommunicationControlPortID CRITICALITY ignore EXTENSION CommunicationControlPortID PRESENCE optional }|
  { ID id-HSDSCH-FDD-Information-Response CRITICALITY ignore EXTENSION HSDSCH-FDD-Information-Response PRESENCE optional }|
  -- FDD only
  { ID id-HSDSCH-TDD-Information-Response CRITICALITY ignore EXTENSION HSDSCH-TDD-Information-Response PRESENCE optional },
  -- TDD only
  ...
}

RL-InformationResponseList-RL-ReconfReady ::= SEQUENCE (SIZE (1..maxNrOfRLs)) OF ProtocolIE-Single-Container {{ RL-InformationResponseItemIE-RL-ReconfReady}}

RL-InformationResponseItemIE-RL-ReconfReady NBAP-PROTOCOL-IES ::= {
  { ID id-RL-InformationResponseItem-RL-ReconfReady CRITICALITY ignore TYPE RL-InformationResponseItem-RL-ReconfReady PRESENCE mandatory }
}

RL-InformationResponseItem-RL-ReconfReady ::= SEQUENCE {
  rL-ID RL-ID,
  dCH-InformationResponseList-RL-ReconfReady DCH-InformationResponseList-RL-ReconfReady OPTIONAL,
  dSCH-InformationResponseList-RL-ReconfReady DSCH-InformationResponseList-RL-ReconfReady OPTIONAL, -- TDD only
  uSCH-InformationResponseList-RL-ReconfReady USCH-InformationResponseList-RL-ReconfReady OPTIONAL, -- TDD only
  not-Used-tFCI2-BearerInformationResponse NULL OPTIONAL,
}

```

```

    iE-Extensions                                ProtocolExtensionContainer { { RL-InformationResponseItem-RL-ReconfReady-ExtIEs } }
    OPTIONAL,
    ...
}

RL-InformationResponseItem-RL-ReconfReady-ExtIEs NBAP-PROTOCOL-EXTENSION ::= {
    { ID id-DL-PowerBalancing-UpdatedIndicator      CRITICALITY ignore  EXTENSION DL-PowerBalancing-UpdatedIndicator      PRESENCE optional
    } |
    { ID id-E-DCH-RL-Set-ID                        CRITICALITY ignore  EXTENSION RL-Set-ID                        PRESENCE optional
    } |
    { ID id-E-DCH-FDD-DL-Control-Channel-Information  CRITICALITY ignore  EXTENSION E-DCH-FDD-DL-Control-Channel-Information  PRESENCE optional
    } |
    { ID id-E-DCH-FDD-Information-Response          CRITICALITY ignore  EXTENSION E-DCH-FDD-Information-Response          PRESENCE optional },
    ...
}

DCH-InformationResponseList-RL-ReconfReady ::= ProtocolIE-Single-Container {{ DCH-InformationResponseListIEs-RL-ReconfReady }}

DCH-InformationResponseListIEs-RL-ReconfReady NBAP-PROTOCOL-IES ::= {
    { ID id-DCH-InformationResponse  CRITICALITY ignore  TYPE DCH-InformationResponse  PRESENCE mandatory }
}

DSCH-InformationResponseList-RL-ReconfReady ::= ProtocolIE-Single-Container {{ DSCH-InformationResponseListIEs-RL-ReconfReady }}

DSCH-InformationResponseListIEs-RL-ReconfReady NBAP-PROTOCOL-IES ::= {
    { ID id-DSCH-InformationResponse  CRITICALITY ignore  TYPE DSCH-InformationResponse  PRESENCE mandatory }
}

USCH-InformationResponseList-RL-ReconfReady ::= ProtocolIE-Single-Container {{ USCH-InformationResponseListIEs-RL-ReconfReady }}

USCH-InformationResponseListIEs-RL-ReconfReady NBAP-PROTOCOL-IES ::= {
    { ID id-USCH-InformationResponse  CRITICALITY ignore  TYPE USCH-InformationResponse  PRESENCE mandatory }
}

-- *****
--
-- RADIO LINK RECONFIGURATION FAILURE
--
-- *****

RadioLinkReconfigurationFailure ::= SEQUENCE {
    protocolIEs          ProtocolIE-Container    {{RadioLinkReconfigurationFailure-IEs}},
    protocolExtensions  ProtocolExtensionContainer {{RadioLinkReconfigurationFailure-Extensions}}
    OPTIONAL,
    ...
}

RadioLinkReconfigurationFailure-IEs NBAP-PROTOCOL-IES ::= {
    { ID id-CRNC-CommunicationContextID      CRITICALITY ignore  TYPE CRNC-CommunicationContextID      PRESENCE mandatory } |
    { ID id-CauseLevel-RL-ReconfFailure     CRITICALITY ignore  TYPE CauseLevel-RL-ReconfFailure     PRESENCE mandatory } |
    { ID id-CriticalityDiagnostics          CRITICALITY ignore  TYPE CriticalityDiagnostics          PRESENCE optional },
    ...
}

RadioLinkReconfigurationFailure-Extensions NBAP-PROTOCOL-EXTENSION ::= {

```



```

}
...
CauseLevel-RL-ReconfFailure ::= CHOICE {
    generalCause      GeneralCauseList-RL-ReconfFailure,
    rLSpecificCause   RLSpecificCauseList-RL-ReconfFailure,
    ...
}

GeneralCauseList-RL-ReconfFailure ::= SEQUENCE {
    cause              Cause,
    iE-Extensions     ProtocolExtensionContainer { { GeneralCauseItem-RL-ReconfFailure-ExtIEs } } OPTIONAL,
    ...
}

GeneralCauseItem-RL-ReconfFailure-ExtIEs  NBAP-PROTOCOL-EXTENSION ::= {
    ...
}

RLSpecificCauseList-RL-ReconfFailure ::= SEQUENCE {
    rL-ReconfigurationFailureList-RL-ReconfFailure  RL-ReconfigurationFailureList-RL-ReconfFailure OPTIONAL,
    iE-Extensions  ProtocolExtensionContainer { { RLSpecificCauseItem-RL-ReconfFailure-ExtIEs } } OPTIONAL,
    ...
}

RLSpecificCauseItem-RL-ReconfFailure-ExtIEs  NBAP-PROTOCOL-EXTENSION ::= {
    ...
}

RL-ReconfigurationFailureList-RL-ReconfFailure ::= SEQUENCE (SIZE (1..maxNrOfRLs)) OF ProtocolIE-Single-Container {{ RL-ReconfigurationFailureItemIE-RL-ReconfFailure}}

RL-ReconfigurationFailureItemIE-RL-ReconfFailure NBAP-PROTOCOL-IES ::= {
    { ID id-RL-ReconfigurationFailureItem-RL-ReconfFailure  CRITICALITY ignore  TYPE RL-ReconfigurationFailureItem-RL-ReconfFailure  PRESENCE mandatory}
}

RL-ReconfigurationFailureItem-RL-ReconfFailure ::= SEQUENCE {
    rL-ID              RL-ID,
    cause              Cause,
    iE-Extensions     ProtocolExtensionContainer { { RL-ReconfigurationFailureItem-RL-ReconfFailure-ExtIEs } } OPTIONAL,
    ...
}

RL-ReconfigurationFailureItem-RL-ReconfFailure-ExtIEs  NBAP-PROTOCOL-EXTENSION ::= {
    ...
}

-- *****
--
-- RADIO LINK RECONFIGURATION COMMIT
--

```

```

-- *****
RadioLinkReconfigurationCommit ::= SEQUENCE {
    protocolIEs          ProtocolIE-Container    {{RadioLinkReconfigurationCommit-IEs}},
    protocolExtensions   ProtocolExtensionContainer {{RadioLinkReconfigurationCommit-Extensions}}
    ...
}
OPTIONAL,

RadioLinkReconfigurationCommit-IEs NBAP-PROTOCOL-IES ::= {
    { ID   id-NodeB-CommunicationContextID   CRITICALITY ignore   TYPE NodeB-CommunicationContextID   PRESENCE mandatory } |
    { ID   id-CFN                             CRITICALITY ignore   TYPE CFN                             PRESENCE mandatory } |
    { ID   id-Active-Pattern-Sequence-Information CRITICALITY ignore   TYPE Active-Pattern-Sequence-Information PRESENCE optional },
    -- FDD only
    ...
}

RadioLinkReconfigurationCommit-Extensions NBAP-PROTOCOL-EXTENSION ::= {
    ...
}

-- *****
--
-- RADIO LINK RECONFIGURATION CANCEL
--
-- *****

RadioLinkReconfigurationCancel ::= SEQUENCE {
    protocolIEs          ProtocolIE-Container    {{RadioLinkReconfigurationCancel-IEs}},
    protocolExtensions   ProtocolExtensionContainer {{RadioLinkReconfigurationCancel-Extensions}}
    ...
}
OPTIONAL,

RadioLinkReconfigurationCancel-IEs NBAP-PROTOCOL-IES ::= {
    { ID   id-NodeB-CommunicationContextID   CRITICALITY ignore   TYPE NodeB-CommunicationContextID   PRESENCE mandatory },
    ...
}

RadioLinkReconfigurationCancel-Extensions NBAP-PROTOCOL-EXTENSION ::= {
    ...
}

-- *****
--
-- RADIO LINK RECONFIGURATION REQUEST FDD
--
-- *****

RadioLinkReconfigurationRequestFDD ::= SEQUENCE {
    protocolIEs          ProtocolIE-Container    {{RadioLinkReconfigurationRequestFDD-IEs}},
    protocolExtensions   ProtocolExtensionContainer {{RadioLinkReconfigurationRequestFDD-Extensions}}
    ...
}
OPTIONAL,

RadioLinkReconfigurationRequestFDD-IEs NBAP-PROTOCOL-IES ::= {

```

```

    { ID id-NodeB-CommunicationContextID          CRITICALITY reject  TYPE NodeB-CommunicationContextID          PRESENCE mandatory
  }|
  { ID id-UL-DPCH-Information-RL-ReconfRqstFDD   CRITICALITY reject  TYPE UL-DPCH-Information-RL-ReconfRqstFDD   PRESENCE optional }|
  { ID id-DL-DPCH-Information-RL-ReconfRqstFDD   CRITICALITY reject  TYPE DL-DPCH-Information-RL-ReconfRqstFDD   PRESENCE optional }|
  { ID id-FDD-DCHs-to-Modify                     CRITICALITY reject  TYPE FDD-DCHs-to-Modify                     PRESENCE optional }|
  { ID id-DCHs-to-Add-FDD                       CRITICALITY reject  TYPE DCH-FDD-Information                   PRESENCE optional }|
  { ID id-DCH-DeleteList-RL-ReconfRqstFDD       CRITICALITY reject  TYPE DCH-DeleteList-RL-ReconfRqstFDD       PRESENCE optional }|
  { ID id-RL-InformationList-RL-ReconfRqstFDD    CRITICALITY reject  TYPE RL-InformationList-RL-ReconfRqstFDD    PRESENCE optional }|
  { ID id-Transmission-Gap-Pattern-Sequence-Information CRITICALITY reject  TYPE Transmission-Gap-Pattern-Sequence-Information PRESENCE
optional },
  ...
}

RadioLinkReconfigurationRequestFDD-Extensions NBAP-PROTOCOL-EXTENSION ::= {
  { ID id-SignallingBearerRequestIndicator        CRITICALITY reject  EXTENSION SignallingBearerRequestIndicator    PRESENCE optional }|
  { ID id-HSDSCH-FDD-Information                 CRITICALITY reject  EXTENSION HSDSCH-FDD-Information              PRESENCE optional }|
  { ID id-HSDSCH-Information-to-Modify-Unsynchronised CRITICALITY reject  EXTENSION HSDSCH-Information-to-Modify-Unsynchronised PRESENCE
optional }|
  { ID id-HSDSCH-MACdFlows-to-Add                CRITICALITY reject  EXTENSION HSDSCH-MACdFlows-Information        PRESENCE optional }|
  { ID id-HSDSCH-MACdFlows-to-Delete             CRITICALITY reject  EXTENSION HSDSCH-MACdFlows-to-Delete         PRESENCE optional }|
  { ID id-HSDSCH-RNTI                           CRITICALITY reject  EXTENSION HSDSCH-RNTI                       PRESENCE conditional }|
  -- The IE shall be present if HS-PDSCH RL ID IE is present.
  { ID id-HSPDSCH-RL-ID                          CRITICALITY reject  EXTENSION RL-ID                             PRESENCE optional }|
  { ID id-E-DPCH-Information-RL-ReconfRqstFDD    CRITICALITY reject  EXTENSION E-DPCH-Information-RL-ReconfRqstFDD PRESENCE optional }|
  { ID id-E-DCH-FDD-Information                 CRITICALITY reject  EXTENSION E-DCH-FDD-Information              PRESENCE optional }|
  { ID id-E-DCH-FDD-Information-to-Modify        CRITICALITY reject  EXTENSION E-DCH-FDD-Information-to-Modify    PRESENCE optional }|
  { ID id-E-DCH-MACdFlows-to-Add                CRITICALITY reject  EXTENSION E-DCH-MACdFlows-Information        PRESENCE optional }|
  { ID id-E-DCH-MACdFlows-to-Delete             CRITICALITY reject  EXTENSION E-DCH-MACdFlows-to-Delete         PRESENCE optional }|
  { ID id-Serving-E-DCH-RL-ID                  CRITICALITY reject  EXTENSION Serving-E-DCH-RL-ID               PRESENCE optional }|
  ...
}

UL-DPCH-Information-RL-ReconfRqstFDD ::= SEQUENCE {
  ul-TFCS          TFCS          OPTIONAL,
  iE-Extensions    ProtocolExtensionContainer { { UL-DPCH-Information-RL-ReconfRqstFDD-ExtIEs } } OPTIONAL,
  ...
}

UL-DPCH-Information-RL-ReconfRqstFDD-ExtIEs NBAP-PROTOCOL-EXTENSION ::= {
  { ID id-UL-DPCH-Indicator-For-E-DCH-Operation CRITICALITY reject  EXTENSION UL-DPCH-Indicator-For-E-DCH-Operation    PRESENCE optional },
  ...
}

DL-DPCH-Information-RL-ReconfRqstFDD ::= SEQUENCE {
  dl-TFCS          TFCS          OPTIONAL,
  tFCI-SignallingMode TFCI-SignallingMode    OPTIONAL,
  limitedPowerIncrease LimitedPowerIncrease    OPTIONAL,
  iE-Extensions    ProtocolExtensionContainer { { DL-DPCH-Information-RL-ReconfRqstFDD-ExtIEs } } OPTIONAL,
  ...
}

DL-DPCH-Information-RL-ReconfRqstFDD-ExtIEs NBAP-PROTOCOL-EXTENSION ::= {
  ...
}

```

```

}

DCH-DeleteList-RL-ReconfRqstFDD ::= SEQUENCE (SIZE (1..maxNrOfDCHs)) OF DCH-DeleteItem-RL-ReconfRqstFDD

DCH-DeleteItem-RL-ReconfRqstFDD ::= SEQUENCE {
    dCH-ID                DCH-ID,
    iE-Extensions         ProtocolExtensionContainer { { DCH-DeleteItem-RL-ReconfRqstFDD-ExtIEs } }    OPTIONAL,
    ...
}

DCH-DeleteItem-RL-ReconfRqstFDD-ExtIEs  NBAP-PROTOCOL-EXTENSION ::= {
    ...
}

RL-InformationList-RL-ReconfRqstFDD ::= SEQUENCE (SIZE (1..maxNrOfRLs)) OF ProtocolIE-Single-Container {{ RL-InformationItemIE-RL-ReconfRqstFDD}}

RL-InformationItemIE-RL-ReconfRqstFDD NBAP-PROTOCOL-IES ::= {
    { ID id-RL-InformationItem-RL-ReconfRqstFDD          CRITICALITY reject          TYPE          RL-InformationItem-RL-
ReconfRqstFDD          PRESENCE mandatory}
}

RL-InformationItem-RL-ReconfRqstFDD ::= SEQUENCE {
    rL-ID                RL-ID,
    maxDL-Power          DL-Power          OPTIONAL,
    minDL-Power          DL-Power          OPTIONAL,
    dl-CodeInformation   FDD-DL-CodeInformation  OPTIONAL,
    -- The IE shall be present if the Transmission Gap Pattern Sequence Information IE is included and the indicated Downlink Compressed Mode method
for at least one of the included Transmission Gap Pattern Sequence is set to "SF/2".
    iE-Extensions         ProtocolExtensionContainer { { RL-InformationItem-RL-ReconfRqstFDD-ExtIEs } }    OPTIONAL,
    ...
}

RL-InformationItem-RL-ReconfRqstFDD-ExtIEs  NBAP-PROTOCOL-EXTENSION ::= {
    { ID id-DLReferencePower          CRITICALITY ignore          EXTENSION DL-Power          PRESENCE optional }|
    { ID id-RL-Specific-DCH-Info      CRITICALITY ignore          EXTENSION RL-Specific-DCH-Info PRESENCE optional }|
    { ID id-E-DCH-RL-Indication       CRITICALITY reject          EXTENSION E-DCH-RL-Indication PRESENCE optional }|
    { ID id-RL-Specific-E-DCH-Info    CRITICALITY ignore          EXTENSION RL-Specific-E-DCH-Info PRESENCE optional },
    ...
}

E-DPCH-Information-RL-ReconfRqstFDD ::= SEQUENCE {
    maxSet-E-DPDCHs          Max-Set-E-DPDCHs          OPTIONAL,
    ul-PunctureLimit         PunctureLimit            OPTIONAL,
    e-TFCS-Information       E-TFCS-Information       OPTIONAL,
    e-TTI                    E-TTI                    OPTIONAL,
    e-DPCCH-PO              E-DPCCH-PO              OPTIONAL,
    e-RGCH-2-IndexStepThreshold E-RGCH-2-IndexStepThreshold OPTIONAL,
    e-RGCH-3-IndexStepThreshold E-RGCH-3-IndexStepThreshold OPTIONAL,
    hARQ-Info-for-E-DCH     HARQ-Info-for-E-DCH     OPTIONAL,
    hSDSCH-Configured-Indicator HSDSCH-Configured-Indicator OPTIONAL,
    iE-Extensions           ProtocolExtensionContainer { { E-DPCH-Information-RL-ReconfRqstFDD-ExtIEs } }    OPTIONAL,
    ...
}

```

```

E-DPCH-Information-RL-ReconfRqstFDD-ExtIEs NBAP-PROTOCOL-EXTENSION ::= {
  ...
}

-- *****
--
-- RADIO LINK RECONFIGURATION REQUEST TDD
--
-- *****

RadioLinkReconfigurationRequestTDD ::= SEQUENCE {
  protocolIEs          ProtocolIE-Container    {{RadioLinkReconfigurationRequestTDD-IEs}},
  protocolExtensions   ProtocolExtensionContainer {{RadioLinkReconfigurationRequestTDD-Extensions}}      OPTIONAL,
  ...
}

RadioLinkReconfigurationRequestTDD-IEs NBAP-PROTOCOL-IES ::= {
  { ID id-NodeB-CommunicationContextID          CRITICALITY reject   TYPE NodeB-CommunicationContextID          PRESENCE mandatory }|
  { ID id-UL-CCTrCH-InformationModifyList-RL-ReconfRqstTDD CRITICALITY notify   TYPE UL-CCTrCH-InformationModifyList-RL-ReconfRqstTDD PRESENCE optional }|
  { ID id-UL-CCTrCH-InformationDeleteList-RL-ReconfRqstTDD CRITICALITY notify   TYPE UL-CCTrCH-InformationDeleteList-RL-ReconfRqstTDD PRESENCE optional }|
  { ID id-DL-CCTrCH-InformationModifyList-RL-ReconfRqstTDD CRITICALITY notify   TYPE DL-CCTrCH-InformationModifyList-RL-ReconfRqstTDD PRESENCE optional }|
  { ID id-DL-CCTrCH-InformationDeleteList-RL-ReconfRqstTDD CRITICALITY notify   TYPE DL-CCTrCH-InformationDeleteList-RL-ReconfRqstTDD PRESENCE optional }|
  { ID id-TDD-DCHs-to-Modify                      CRITICALITY reject   TYPE TDD-DCHs-to-Modify                      PRESENCE optional }|
  { ID id-DCHs-to-Add-TDD                          CRITICALITY reject   TYPE DCH-TDD-Information                      PRESENCE optional }|
  { ID id-DCH-DeleteList-RL-ReconfRqstTDD          CRITICALITY reject   TYPE DCH-DeleteList-RL-ReconfRqstTDD          PRESENCE optional }|
  { ID id-RL-Information-RL-ReconfRqstTDD          CRITICALITY reject   TYPE RL-Information-RL-ReconfRqstTDD          PRESENCE optional },
  -- This RL-Information-RL-ReconfRqstTDD is the first RL information repetition in the RL-Information List. Repetition 2 and on, should be defined
  in Multiple-RL-Information-RL-ReconfRqstTDD,
  ...
}

RadioLinkReconfigurationRequestTDD-Extensions NBAP-PROTOCOL-EXTENSION ::= {
  { ID id-SignallingBearerRequestIndicator          CRITICALITY reject   EXTENSION SignallingBearerRequestIndicator PRESENCE optional }|
  { ID id-multiple-RL-Information-RL-ReconfRqstTDD CRITICALITY reject   EXTENSION Multiple-RL-Information-RL-ReconfRqstTDD PRESENCE optional }|
  --Includes the 2nd through the max number of radio link information repetitions.
  { ID id-HSDSCH-TDD-Information                    CRITICALITY reject   EXTENSION HSDSCH-TDD-Information            PRESENCE optional }|
  { ID id-HSDSCH-Information-to-Modify-Unsynchronised CRITICALITY reject   EXTENSION HSDSCH-Information-to-Modify-Unsynchronised PRESENCE optional }|
  optional }|
  { ID id-HSDSCH-MACdFlows-to-Add                    CRITICALITY reject   EXTENSION HSDSCH-MACdFlows-Information      PRESENCE optional }|
  { ID id-HSDSCH-MACdFlows-to-Delete                CRITICALITY reject   EXTENSION HSDSCH-MACdFlows-to-Delete        PRESENCE optional }|
  { ID id-HSDSCH-RNTI                                CRITICALITY reject   EXTENSION HSDSCH-RNTI                       PRESENCE conditional }|
  -- The IE shall be present if HS-PDSCH RL ID IE is present.
  { ID id-HSPDSCH-RL-ID                             CRITICALITY reject   EXTENSION RL-ID                             PRESENCE optional },
  ...
}

```

```

UL-CCTrCH-InformationModifyList-RL-ReconfRqstTDD ::= SEQUENCE (SIZE (1..maxNrOfCCTrCHs)) OF ProtocolIE-Single-Container {{ UL-CCTrCH-
InformationModifyItemIE-RL-ReconfRqstTDD}}

UL-CCTrCH-InformationModifyItemIE-RL-ReconfRqstTDD NBAP-PROTOCOL-IES ::= {
  { ID      id-UL-CCTrCH-InformationModifyItem-RL-ReconfRqstTDD CRITICALITY notify   TYPE UL-CCTrCH-InformationModifyItem-RL-ReconfRqstTDD
  PRESENCE mandatory}
}

UL-CCTrCH-InformationModifyItem-RL-ReconfRqstTDD ::= SEQUENCE {
  cCtRch-ID          CCTrCH-ID,
  tFCS              TFCS          OPTIONAL,
  punctureLimit     PunctureLimit OPTIONAL,
  iE-Extensions     ProtocolExtensionContainer { { UL-CCTrCH-InformationModifyItem-RL-ReconfRqstTDD-ExtIEs} }
  OPTIONAL,
  ...
}

UL-CCTrCH-InformationModifyItem-RL-ReconfRqstTDD-ExtIEs NBAP-PROTOCOL-EXTENSION ::= {
  { ID id-UL-SIRTarget          CRITICALITY reject   EXTENSION      UL-SIR      PRESENCE      optional },
  -- Applicable to 1.28Mcps TDD only
  ...
}

UL-CCTrCH-InformationDeleteList-RL-ReconfRqstTDD ::= SEQUENCE (SIZE (1..maxNrOfCCTrCHs)) OF ProtocolIE-Single-Container {{ UL-CCTrCH-
InformationDeleteItemIE-RL-ReconfRqstTDD}}

UL-CCTrCH-InformationDeleteItemIE-RL-ReconfRqstTDD NBAP-PROTOCOL-IES ::= {
  { ID      id-UL-CCTrCH-InformationDeleteItem-RL-ReconfRqstTDD          CRITICALITY      notify                                     TYPE      UL-CCTrCH-
InformationDeleteItem-RL-ReconfRqstTDD          PRESENCE      mandatory}
}

UL-CCTrCH-InformationDeleteItem-RL-ReconfRqstTDD ::= SEQUENCE {
  cCtRch-ID          CCTrCH-ID,
  iE-Extensions     ProtocolExtensionContainer { { UL-CCTrCH-InformationDeleteItem-RL-ReconfRqstTDD-ExtIEs} }
  OPTIONAL,
  ...
}

UL-CCTrCH-InformationDeleteItem-RL-ReconfRqstTDD-ExtIEs NBAP-PROTOCOL-EXTENSION ::= {
  ...
}

DL-CCTrCH-InformationModifyList-RL-ReconfRqstTDD ::= SEQUENCE (SIZE (1..maxNrOfCCTrCHs)) OF ProtocolIE-Single-Container {{ DL-CCTrCH-
InformationModifyItemIE-RL-ReconfRqstTDD}}

DL-CCTrCH-InformationModifyItemIE-RL-ReconfRqstTDD NBAP-PROTOCOL-IES ::= {
  { ID      id-DL-CCTrCH-InformationModifyItem-RL-ReconfRqstTDD          CRITICALITY      notify                                     TYPE      DL-CCTrCH-
InformationModifyItem-RL-ReconfRqstTDD          PRESENCE      mandatory}
}

DL-CCTrCH-InformationModifyItem-RL-ReconfRqstTDD ::= SEQUENCE {
  cCtRch-ID          CCTrCH-ID,
  tFCS              TFCS          OPTIONAL,
  punctureLimit     PunctureLimit OPTIONAL,

```

```

    iE-Extensions
    OPTIONAL,
    ...
}

DL-CCTrCH-InformationModifyItem-RL-ReconfRqstTDD-ExtIEs  NBAP-PROTOCOL-EXTENSION ::= {
    { ID id-DL-DPCH-LCR-InformationModify-ModifyList-RL-ReconfRqstTDD  CRITICALITY ignore  EXTENSION  DL-DPCH-LCR-InformationModify-ModifyList-RL-
ReconfRqstTDD  PRESENCE optional }| -- Applicable to 1.28Mcps TDD only
-- This DPCH LCR Information is the for the first RL repetition, DPCH LCR information for RL repetitions 2 and on, should be defined in MultipleRL-
DL-CCTrCH-InformationModifyList-RL-ReconfRqstTDD.
    { ID id-CCTrCH-Maximum-DL-Power-InformationModify-RL-ReconfRqstTDD  CRITICALITY ignore  EXTENSION  DL-Power  PRESENCE optional }|
-- This power Information is the for the first RL repetition, power information for RL repetitions 2 and on, should be defined in MultipleRL-DL-
CCTrCH-InformationModifyList-RL-ReconfRqstTDD.
    { ID id-CCTrCH-Minimum-DL-Power-InformationModify-RL-ReconfRqstTDD  CRITICALITY ignore  EXTENSION  DL-Power  PRESENCE optional }|
-- This power Information is the for the first RL repetition, power information for RL repetitions 2 and on, should be defined in MultipleRL-DL-
CCTrCH-InformationModifyList-RL-ReconfRqstTDD.
    { ID id-RL-ID  CRITICALITY ignore  EXTENSION  RL-ID  PRESENCE optional }|
-- This is the RL ID for the first RL repetition.
    { ID id-multipleRL-dl-CCTrCH-InformationModifyList-RL-ReconfRqstTDD  CRITICALITY reject  EXTENSION  MultipleRL-DL-CCTrCH-
InformationModifyList-RL-ReconfRqstTDD  PRESENCE optional },
-- This CCTrCH Information is the for the 2nd and beyond RL repetitions.
    ...
}

MultipleRL-DL-CCTrCH-InformationModifyList-RL-ReconfRqstTDD ::= SEQUENCE (SIZE (1..maxNrOfRLs-1)) OF MultipleRL-DL-CCTrCH-InformationModifyListIE-
RL-ReconfRqstTDD
--Includes the 2nd through the max number of radio link information repetitions.

MultipleRL-DL-CCTrCH-InformationModifyListIE-RL-ReconfRqstTDD ::= SEQUENCE {
    dl-DPCH-LCR-InformationModifyList  DL-DPCH-LCR-InformationModify-ModifyList-RL-ReconfRqstTDD  OPTIONAL,
    cCtRch-Maximum-DL-Power-InformationModify-RL-ReconfRqstTDD  DL-Power  OPTIONAL,
    cCtRch-Minimum-DL-Power-InformationModify-RL-ReconfRqstTDD  DL-Power  OPTIONAL,
    rL-ID  RL-ID  OPTIONAL,
    ...
}

DL-DPCH-LCR-InformationModify-ModifyList-RL-ReconfRqstTDD ::= SEQUENCE {
    dL-Timeslot-LCR-InformationModify-ModifyList-RL-ReconfRqstTDD  DL-Timeslot-LCR-InformationModify-ModifyList-RL-ReconfRqstTDD  OPTIONAL,
    iE-Extensions  ProtocolExtensionContainer { { DL-DPCH-LCR-InformationModify-ModifyList-RL-ReconfRqstTDD-ExtIEs} }
    OPTIONAL,
    ...
}

DL-DPCH-LCR-InformationModify-ModifyList-RL-ReconfRqstTDD-ExtIEs  NBAP-PROTOCOL-EXTENSION ::= {
    ...
}

DL-Timeslot-LCR-InformationModify-ModifyList-RL-ReconfRqstTDD ::= SEQUENCE (SIZE (1..maxNrOfDLTSLCRs)) OF DL-Timeslot-LCR-InformationModify-
ModifyItem-RL-ReconfRqstTDD

DL-Timeslot-LCR-InformationModify-ModifyItem-RL-ReconfRqstTDD ::= SEQUENCE {
    timeSlotLCR  TimeSlotLCR,
    maxPowerLCR  DL-Power  OPTIONAL,

```

```

    minPowerLCR                DL-Power    OPTIONAL,
    iE-Extensions              ProtocolExtensionContainer { { DL-Timeslot-LCR-InformationModify-ModifyItem-RL-ReconfRqstTDD-ExtIEs } }
        OPTIONAL,
    ...
}

DL-Timeslot-LCR-InformationModify-ModifyItem-RL-ReconfRqstTDD-ExtIEs  NBAP-PROTOCOL-EXTENSION ::= {
    ...
}

DL-CCTrCH-InformationDeleteList-RL-ReconfRqstTDD ::= SEQUENCE (SIZE (1..maxNrOfCCTrCHs)) OF ProtocolIE-Single-Container {{ DL-CCTrCH-
InformationDeleteItemIE-RL-ReconfRqstTDD}}

DL-CCTrCH-InformationDeleteItemIE-RL-ReconfRqstTDD NBAP-PROTOCOL-IES ::= {
    { ID      id-DL-CCTrCH-InformationDeleteItem-RL-ReconfRqstTDD      CRITICALITY notify  TYPE DL-CCTrCH-InformationDeleteItem-RL-ReconfRqstTDD
    PRESENCE      mandatory}
}

DL-CCTrCH-InformationDeleteItem-RL-ReconfRqstTDD ::= SEQUENCE {
    cCTrCH-ID                CCTrCH-ID,
    iE-Extensions            ProtocolExtensionContainer { { DL-CCTrCH-InformationDeleteItem-RL-ReconfRqstTDD-ExtIEs } }
    OPTIONAL,
    ...
}

DL-CCTrCH-InformationDeleteItem-RL-ReconfRqstTDD-ExtIEs  NBAP-PROTOCOL-EXTENSION ::= {
    ...
}

DCH-DeleteList-RL-ReconfRqstTDD ::= SEQUENCE (SIZE (1..maxNrOfDCHs)) OF DCH-DeleteItem-RL-ReconfRqstTDD

DCH-DeleteItem-RL-ReconfRqstTDD ::= SEQUENCE {
    dCH-ID                DCH-ID,
    iE-Extensions        ProtocolExtensionContainer { { DCH-DeleteItem-RL-ReconfRqstTDD-ExtIEs } }      OPTIONAL,
    ...
}

DCH-DeleteItem-RL-ReconfRqstTDD-ExtIEs  NBAP-PROTOCOL-EXTENSION ::= {
    ...
}

Multiple-RL-Information-RL-ReconfRqstTDD ::= SEQUENCE (SIZE (1..maxNrOfRLs-1)) OF RL-Information-RL-ReconfRqstTDD
--Includes the 2nd through the max number of radio link information repetitions.

RL-Information-RL-ReconfRqstTDD ::= SEQUENCE {
    rL-ID                RL-ID,
    maxDL-Power          DL-Power    OPTIONAL,
    minDL-Power          DL-Power    OPTIONAL,
    iE-Extensions        ProtocolExtensionContainer { { RL-InformationItem-RL-ReconfRqstTDD-ExtIEs } }      OPTIONAL,
    ...
}

RL-InformationItem-RL-ReconfRqstTDD-ExtIEs  NBAP-PROTOCOL-EXTENSION ::= {
    { ID id-RL-Specific-DCH-Info      CRITICALITY ignore      EXTENSION  RL-Specific-DCH-Info      PRESENCE  optional }|

```



```

    { ID id-UL-Synchronisation-Parameters-LCR          CRITICALITY ignore      EXTENSION  UL-Synchronisation-Parameters-LCR      PRESENCE
      optional    }, -- Mandatory for 1.28Mcps TDD, Not Applicable to 3.84Mcps TDD
      ...
    }

-- *****
--
-- RADIO LINK RECONFIGURATION RESPONSE
--
-- *****

RadioLinkReconfigurationResponse ::= SEQUENCE {
  protocolIEs          ProtocolIE-Container    {{RadioLinkReconfigurationResponse-IEs}},
  protocolExtensions  ProtocolExtensionContainer {{RadioLinkReconfigurationResponse-Extensions}}      OPTIONAL,
  ...
}

RadioLinkReconfigurationResponse-IEs NBAP-PROTOCOL-IES ::= {
  { ID id-CRNC-CommunicationContextID          CRITICALITY ignore      TYPE      CRNC-CommunicationContextID          PRESENCE
    mandatory  } |
  { ID id-RL-InformationResponseList-RL-ReconfRsp  CRITICALITY ignore      TYPE      RL-InformationResponseList-RL-ReconfRsp          PRESENCE
    optional  } |
  { ID id-CriticalityDiagnostics          CRITICALITY ignore      TYPE      CriticalityDiagnostics          PRESENCE
    optional  },
  ...
}

RadioLinkReconfigurationResponse-Extensions NBAP-PROTOCOL-EXTENSION ::= {
  { ID id-TargetCommunicationControlPortID  CRITICALITY ignore      EXTENSION CommunicationControlPortID          PRESENCE optional } |
  { ID id-HSDSCH-FDD-Information-Response  CRITICALITY ignore      EXTENSION HSDSCH-FDD-Information-Response          PRESENCE optional } |
  -- FDD only
  { ID id-HSDSCH-TDD-Information-Response  CRITICALITY ignore      EXTENSION HSDSCH-TDD-Information-Response          PRESENCE optional },
  -- TDD only
  ...
}

RL-InformationResponseList-RL-ReconfRsp ::= SEQUENCE (SIZE (1..maxNrOfRLs)) OF ProtocolIE-Single-Container {{RL-InformationResponseItemIE-RL-ReconfRsp}}

RL-InformationResponseItemIE-RL-ReconfRsp NBAP-PROTOCOL-IES ::= {
  { ID id-RL-InformationResponseItem-RL-ReconfRsp          CRITICALITY ignore      TYPE      RL-InformationResponseItem-RL-
ReconfRsp          PRESENCE mandatory}
}

RL-InformationResponseItem-RL-ReconfRsp ::= SEQUENCE {
  rL-ID          RL-ID,
  dCH-InformationResponseList-RL-ReconfRsp  DCH-InformationResponseList-RL-ReconfRsp          OPTIONAL,
  iE-Extensions ProtocolExtensionContainer { { RL-InformationResponseItem-RL-ReconfRsp-ExtIEs} }      OPTIONAL,
  ...
}

RL-InformationResponseItem-RL-ReconfRsp-ExtIEs NBAP-PROTOCOL-EXTENSION ::= {

```

```

    { ID id-DL-PowerBalancing-UpdatedIndicator      CRITICALITY ignore  EXTENSION DL-PowerBalancing-UpdatedIndicator      PRESENCE optional
    }|
    -- FDD only
    { ID id-E-DCH-RL-Set-ID                          CRITICALITY ignore  EXTENSION RL-Set-ID                          PRESENCE optional
  }|
    { ID id-E-DCH-FDD-DL-Control-Channel-Information  CRITICALITY ignore  EXTENSION E-DCH-FDD-DL-Control-Channel-Information  PRESENCE optional
  }|
    { ID id-E-DCH-FDD-Information-Response           CRITICALITY ignore  EXTENSION E-DCH-FDD-Information-Response           PRESENCE optional },
    ...
  }

DCH-InformationResponseList-RL-ReconfRsp ::= ProtocolIE-Single-Container {{ DCH-InformationResponseListIEs-RL-ReconfRsp }}

DCH-InformationResponseListIEs-RL-ReconfRsp NBAP-PROTOCOL-IES ::= {
  { ID id-DCH-InformationResponse  CRITICALITY ignore  TYPE DCH-InformationResponse  PRESENCE mandatory }
}

-- *****
--
-- RADIO LINK DELETION REQUEST
--
-- *****

RadioLinkDeletionRequest ::= SEQUENCE {
  protocolIEs          ProtocolIE-Container  {{RadioLinkDeletionRequest-IEs}},
  protocolExtensions   ProtocolExtensionContainer  {{RadioLinkDeletionRequest-Extensions}}          OPTIONAL,
  ...
}

RadioLinkDeletionRequest-IEs NBAP-PROTOCOL-IES ::= {
  { ID id-NodeB-CommunicationContextID  CRITICALITY reject  TYPE NodeB-CommunicationContextID  PRESENCE mandatory }|
  { ID id-CRNC-CommunicationContextID  CRITICALITY reject  TYPE CRNC-CommunicationContextID  PRESENCE mandatory }|
  { ID id-RL-informationList-RL-DeletionRqst  CRITICALITY notify  TYPE RL-informationList-RL-DeletionRqst  PRESENCE mandatory },
  ...
}

RadioLinkDeletionRequest-Extensions NBAP-PROTOCOL-EXTENSION ::= {
  ...
}

RL-informationList-RL-DeletionRqst ::= SEQUENCE (SIZE (1..maxNrOfRLs)) OF ProtocolIE-Single-Container {{RL-informationItemIE-RL-DeletionRqst}}

RL-informationItemIE-RL-DeletionRqst NBAP-PROTOCOL-IES ::= {
  { ID id-RL-informationItem-RL-DeletionRqst  CRITICALITY notify  TYPE  RL-informationItem-RL-DeletionRqst  PRESENCE mandatory }
}

RL-informationItem-RL-DeletionRqst ::= SEQUENCE {
  rL-ID          RL-ID,
  iE-Extensions ProtocolExtensionContainer { { RL-informationItem-RL-DeletionRqst-ExtIEs} }  OPTIONAL,
  ...
}

```

```

RL-informationItem-RL-DeletionRqst-ExtIEs  NBAP-PROTOCOL-EXTENSION ::= {
  ...
}

-- *****
--
-- RADIO LINK DELETION RESPONSE
--
-- *****

RadioLinkDeletionResponse ::= SEQUENCE {
  protocolIEs          ProtocolIE-Container   {{RadioLinkDeletionResponse-IEs}},
  protocolExtensions   ProtocolExtensionContainer {{RadioLinkDeletionResponse-Extensions}}   OPTIONAL,
  ...
}

RadioLinkDeletionResponse-IEs NBAP-PROTOCOL-IES ::= {
  { ID id-CRNC-CommunicationContextID          CRITICALITY ignore  TYPE CRNC-CommunicationContextID          PRESENCE mandatory } |
  { ID id-CriticalityDiagnostics                CRITICALITY ignore  TYPE CriticalityDiagnostics                PRESENCE optional },
  ...
}

RadioLinkDeletionResponse-Extensions NBAP-PROTOCOL-EXTENSION ::= {
  ...
}

-- *****
--
-- DL POWER CONTROL REQUEST FDD
--
-- *****

DL-PowerControlRequest ::= SEQUENCE {
  protocolIEs          ProtocolIE-Container   {{DL-PowerControlRequest-IEs}},
  protocolExtensions   ProtocolExtensionContainer {{DL-PowerControlRequest-Extensions}}   OPTIONAL,
  ...
}

DL-PowerControlRequest-IEs NBAP-PROTOCOL-IES ::= {
  { ID id-NodeB-CommunicationContextID          CRITICALITY ignore  TYPE NodeB-CommunicationContextID          PRESENCE mandatory } |
  { ID id-PowerAdjustmentType                    CRITICALITY ignore  TYPE PowerAdjustmentType                    PRESENCE mandatory } |
  { ID id-DLReferencePower                        CRITICALITY ignore  TYPE DL-Power                                PRESENCE conditional } |
  -- This IE shall be present if the Adjustment Type IE is set to 'Common'
  { ID id-InnerLoopDLPCStatus                    CRITICALITY ignore  TYPE InnerLoopDLPCStatus                    PRESENCE optional } |
  { ID id-DLReferencePowerList-DL-PC-Rqst        CRITICALITY ignore  TYPE DL-ReferencePowerInformationList-DL-PC-Rqst  PRESENCE conditional } |
  -- This IE shall be present if the Adjustment Type IE is set to 'Individual'
  { ID id-MaxAdjustmentStep                      CRITICALITY ignore  TYPE MaxAdjustmentStep                      PRESENCE conditional } |
  -- This IE shall be present if the Adjustment Type IE is set to 'Common' or 'Individual'
  { ID id-AdjustmentPeriod                      CRITICALITY ignore  TYPE AdjustmentPeriod                      PRESENCE conditional } |
  -- This IE shall be present if the Adjustment Type IE is set to 'Common' or 'Individual'
  { ID id-AdjustmentRatio                        CRITICALITY ignore  TYPE ScaledAdjustmentRatio                  PRESENCE conditional },
  -- This IE shall be present if the Adjustment Type IE is set to 'Common' or 'Individual'

```

```

    ...
}

DL-PowerControlRequest-Extensions NBAP-PROTOCOL-EXTENSION ::= {
    ...
}

DL-ReferencePowerInformationList-DL-PC-Rqst ::= SEQUENCE (SIZE (1..maxNrOfRLs)) OF ProtocolIE-Single-Container {{DL-ReferencePowerInformationItemIE-DL-PC-Rqst }}

DL-ReferencePowerInformationItemIE-DL-PC-Rqst NBAP-PROTOCOL-IES ::= {
    { ID id-DL-ReferencePowerInformationItem-DL-PC-Rqst      CRITICALITY      ignore      TYPE      DL-ReferencePowerInformationItem-DL-PC-Rqst
      PRESENCE      mandatory
    }
}

DL-ReferencePowerInformationItem-DL-PC-Rqst ::= SEQUENCE {
    rL-ID                RL-ID,
    dl-ReferencePower    DL-Power,
    iE-Extensions        ProtocolExtensionContainer { { DL-ReferencePowerInformationItem-DL-PC-Rqst-ExtIEs } }      OPTIONAL,
    ...
}

DL-ReferencePowerInformationItem-DL-PC-Rqst-ExtIEs NBAP-PROTOCOL-EXTENSION ::= {
    ...
}

-- *****
--
-- DL POWER TIMESLOT CONTROL REQUEST TDD
--
-- *****

DL-PowerTimeslotControlRequest ::= SEQUENCE {
    protocolIEs          ProtocolIE-Container      {{DL-PowerTimeslotControlRequest-IEs}},
    protocolExtensions   ProtocolExtensionContainer {{DL-PowerTimeslotControlRequest-Extensions}}      OPTIONAL,
    ...
}

DL-PowerTimeslotControlRequest-IEs NBAP-PROTOCOL-IES ::= {
    { ID id-NodeB-CommunicationContextID      CRITICALITY ignore      TYPE      NodeB-CommunicationContextID      PRESENCE mandatory
    } |
    { ID id-TimeslotISCPInfo      CRITICALITY ignore      TYPE      DL-TimeslotISCPInfo      PRESENCE optional },
    -- Mandatory for 3.84Mcps TDD, Not Applicable to 1.28Mcps TDD
    ...
}

DL-PowerTimeslotControlRequest-Extensions NBAP-PROTOCOL-EXTENSION ::= {
    { ID id-TimeslotISCPInfoList-LCR-DL-PC-RqstTDD      CRITICALITY ignore      EXTENSION      DL-TimeslotISCPInfoLCR      PRESENCE optional }|
    -- Mandatory for 1.28Mcps TDD, Not Applicable to 3.84Mcps TDD
    { ID id-PrimCCPCH-RSCP-DL-PC-RqstTDD      CRITICALITY ignore      EXTENSION      PrimaryCCPCH-RSCP      PRESENCE optional }|
    { ID id-PrimaryCCPCH-RSCP-Delta      CRITICALITY ignore      EXTENSION      PrimaryCCPCH-RSCP-Delta      PRESENCE optional },
    ...
}

```

```

}
-- *****
--
-- DEDICATED MEASUREMENT INITIATION REQUEST
--
-- *****

DedicatedMeasurementInitiationRequest ::= SEQUENCE {
    protocolIEs          ProtocolIE-Container    {{DedicatedMeasurementInitiationRequest-IEs}},
    protocolExtensions   ProtocolExtensionContainer {{DedicatedMeasurementInitiationRequest-Extensions}}
    ...
}

DedicatedMeasurementInitiationRequest-IEs NBAP-PROTOCOL-IES ::= {
    { ID id-NodeB-CommunicationContextID          CRITICALITY reject TYPE NodeB-CommunicationContextID          PRESENCE mandatory } |
    { ID id-MeasurementID                         CRITICALITY reject TYPE MeasurementID                         PRESENCE mandatory } |
    { ID id-DedicatedMeasurementObjectType-DM-Rqst CRITICALITY reject TYPE DedicatedMeasurementObjectType-DM-Rqst PRESENCE mandatory } |
    { ID id-DedicatedMeasurementType             CRITICALITY reject TYPE DedicatedMeasurementType             PRESENCE mandatory } |
    { ID id-MeasurementFilterCoefficient         CRITICALITY reject TYPE MeasurementFilterCoefficient         PRESENCE optional } |
    { ID id-ReportCharacteristics                CRITICALITY reject TYPE ReportCharacteristics                PRESENCE mandatory } |
    { ID id-CFNReportingIndicator                CRITICALITY reject TYPE CFNReportingIndicator                PRESENCE mandatory } |
    { ID id-CFN                                  CRITICALITY reject TYPE CFN                                  PRESENCE optional } ,
    ...
}

DedicatedMeasurementInitiationRequest-Extensions NBAP-PROTOCOL-EXTENSION ::= {
    { ID id-NumberOfReportedCellPortions CRITICALITY reject EXTENSION NumberOfReportedCellPortions PRESENCE conditional } |
    -- The IE shall be present if the Dedicated Measurement Type IE is set to 'Best Cell Portions', FDD only.
    { ID id-MeasurementRecoveryBehavior CRITICALITY ignore EXTENSION MeasurementRecoveryBehavior PRESENCE optional } ,
    ...
}

DedicatedMeasurementObjectType-DM-Rqst ::= CHOICE {
    rL          RL-DM-Rqst,
    rLS         RL-Set-DM-Rqst,      -- for FDD only
    all-RL      AllRL-DM-Rqst,
    all-RLS     AllRL-Set-DM-Rqst,  -- for FDD only
    ...
}

RL-DM-Rqst ::= SEQUENCE {
    rL-InformationList      RL-InformationList-DM-Rqst,
    iE-Extensions           ProtocolExtensionContainer { { RLItem-DM-Rqst-ExtIEs } }
    ...
}

RLItem-DM-Rqst-ExtIEs NBAP-PROTOCOL-EXTENSION ::= {
    ...
}

RL-InformationList-DM-Rqst ::= SEQUENCE (SIZE (1..maxNrOfRLs)) OF ProtocolIE-Single-Container {{ RL-InformationItemIE-DM-Rqst }}

```

```

RL-InformationItemIE-DM-Rqst NBAP-PROTOCOL-IES ::= {
  { ID id-RL-InformationItem-DM-Rqst  CRITICALITY reject TYPE RL-InformationItem-DM-Rqst  PRESENCE mandatory }
}

RL-InformationItem-DM-Rqst ::= SEQUENCE {
  rL-ID          RL-ID,
  dPCH-ID       DPCH-ID          OPTIONAL, -- for TDD only
  iE-Extensions ProtocolExtensionContainer { { RL-InformationItem-DM-Rqst-ExtIEs } }  OPTIONAL,
  ...
}

RL-InformationItem-DM-Rqst-ExtIEs NBAP-PROTOCOL-EXTENSION ::= {
  { ID id-PUSCH-Info-DM-Rqst  CRITICALITY reject          EXTENSION  PUSCH-Info-DM-Rqst          PRESENCE optional}|
  -- TDD only
  { ID id-HSSICH-Info-DM-Rqst  CRITICALITY reject          EXTENSION  HSSICH-Info-DM-Rqst          PRESENCE optional},
  -- TDD only
  ...
}

PUSCH-Info-DM-Rqst ::= SEQUENCE (SIZE (1..maxNrOfPUSCHs)) OF PUSCH-ID

HSSICH-Info-DM-Rqst ::= SEQUENCE (SIZE (1..maxNrOfHSSICHs)) OF HS-SICH-ID

RL-Set-DM-Rqst ::= SEQUENCE {
  rL-Set-InformationList-DM-Rqst  RL-Set-InformationList-DM-Rqst,
  iE-Extensions                  ProtocolExtensionContainer { { RL-SetItem-DM-Rqst-ExtIEs } }  OPTIONAL,
  ...
}

RL-SetItem-DM-Rqst-ExtIEs NBAP-PROTOCOL-EXTENSION ::= {
  ...
}

RL-Set-InformationList-DM-Rqst ::= SEQUENCE (SIZE(1..maxNrOfRLSets)) OF RL-Set-InformationItem-DM-Rqst

RL-Set-InformationItem-DM-Rqst ::= SEQUENCE {
  rL-Set-ID          RL-Set-ID,
  iE-Extensions     ProtocolExtensionContainer { { RL-Set-InformationItem-DM-Rqst-ExtIEs } }  OPTIONAL,
  ...
}

RL-Set-InformationItem-DM-Rqst-ExtIEs NBAP-PROTOCOL-EXTENSION ::= {
  ...
}

AllRL-DM-Rqst ::= NULL

AllRL-Set-DM-Rqst ::= NULL

-- *****
--
-- DEDICATED MEASUREMENT INITIATION RESPONSE
--

```

```

-- *****
DedicatedMeasurementInitiationResponse ::= SEQUENCE {
    protocolIEs          ProtocolIE-Container    {{DedicatedMeasurementInitiationResponse-IEs}},
    protocolExtensions  ProtocolExtensionContainer {{DedicatedMeasurementInitiationResponse-Extensions}}
    ...
}

DedicatedMeasurementInitiationResponse-IEs NBAP-PROTOCOL-IES ::= {
    { ID id-CRNC-CommunicationContextID          CRITICALITY ignore TYPE CRNC-CommunicationContextID          PRESENCE mandatory } |
    { ID id-MeasurementID                        CRITICALITY ignore TYPE MeasurementID                    PRESENCE mandatory } |
    { ID id-DedicatedMeasurementObjectType-DM-Rsp CRITICALITY ignore TYPE DedicatedMeasurementObjectType-DM-Rsp PRESENCE optional } |
    { ID id-CriticalityDiagnostics                CRITICALITY ignore TYPE CriticalityDiagnostics              PRESENCE optional },
    ...
}

DedicatedMeasurementInitiationResponse-Extensions NBAP-PROTOCOL-EXTENSION ::= {
    { ID id-MeasurementRecoverySupportIndicator CRITICALITY ignore EXTENSION MeasurementRecoverySupportIndicator PRESENCE optional },
    ...
}

DedicatedMeasurementObjectType-DM-Rsp ::= CHOICE {
    rL                RL-DM-Rsp,
    rLS               RL-Set-DM-Rsp, -- for FDD only
    all-RL            RL-DM-Rsp,
    all-RLS           RL-Set-DM-Rsp, -- for FDD only
    ...
}

RL-DM-Rsp ::= SEQUENCE {
    rL-InformationList-DM-Rsp      RL-InformationList-DM-Rsp,
    iE-Extensions                  ProtocolExtensionContainer { { RLItem-DM-Rsp-ExtIEs } }
    ...
}

RLItem-DM-Rsp-ExtIEs NBAP-PROTOCOL-EXTENSION ::= {
    ...
}

RL-InformationList-DM-Rsp ::= SEQUENCE (SIZE (1..maxNrOfRLs)) OF ProtocolIE-Single-Container {{ RL-InformationItemIE-DM-Rsp }}

RL-InformationItemIE-DM-Rsp NBAP-PROTOCOL-IES ::= {
    { ID id-RL-InformationItem-DM-Rsp CRITICALITY ignore TYPE RL-InformationItem-DM-Rsp PRESENCE mandatory }
}

RL-InformationItem-DM-Rsp ::= SEQUENCE {
    rL-ID                RL-ID,
    dPCH-ID              DPCH-ID          OPTIONAL, -- for TDD only
    dedicatedMeasurementValue DedicatedMeasurementValue,
    cFN                  CFN              OPTIONAL,
    iE-Extensions        ProtocolExtensionContainer { { RL-InformationItem-DM-Rsp-ExtIEs } }
    ...
}

```

```

RL-InformationItem-DM-Rsp-ExtIEs NBAP-PROTOCOL-EXTENSION ::= {
  {ID id-PUSCH-Info-DM-Rsp          CRITICALITY reject          EXTENSION  PUSCH-Info-DM-Rsp          PRESENCE optional}|
  -- TDD only
  -- This PUSCH Information is the for the first PUSCH repetition, PUSCH information for PUSCH repetitions 2 and on, should be defined in
Multiple-PUSCH-InfoList-DM-Rsp.
  {ID id-HSSICH-Info-DM-Rsp          CRITICALITY reject          EXTENSION  HS-SICH-ID          PRESENCE optional}|
  -- TDD only
  { ID   id-multiple-DedicatedMeasurementValueList-TDD-DM-Rsp  CRITICALITY ignore  EXTENSION Multiple-DedicatedMeasurementValueList-TDD-DM-Rsp
  PRESENCE optional }|
  -- Applicable to 3.84Mcps TDD only. This list of dedicated measurement values is used for the 2nd and beyond measurements of a RL when multiple
dedicated measurement values need to be reported.
  { ID   id-multiple-DedicatedMeasurementValueList-LCR-TDD-DM-Rsp  CRITICALITY ignore  EXTENSION Multiple-DedicatedMeasurementValueList-LCR-
TDD-DM-Rsp PRESENCE optional }|
  -- Applicable to 1.28Mcps TDD only. This list of dedicated measurement values is used for the 2nd and beyond measurements of a RL when multiple
dedicated measurement values need to be reported.
  { ID   id-multiple-PUSCH-InfoList-DM-Rsp  CRITICALITY ignore  EXTENSION Multiple-PUSCH-InfoList-DM-Rsp          PRESENCE optional }|
  -- TDD only, This PUSCH information is the for the 2nd and beyond PUSCH repetitions.
  { ID   id-multiple-HSSICHMeasurementValueList-TDD-DM-Rsp  CRITICALITY ignore  EXTENSION Multiple-HSSICHMeasurementValueList-TDD-DM-Rsp
  PRESENCE optional },
  -- TDD only. This list of HS-SICH measurement values is used for the 2nd and beyond measurements of a RL when multiple HS-SICH measurement
values need to be reported.
  ...
}

PUSCH-Info-DM-Rsp ::= SEQUENCE (SIZE (1..maxNrOfPUSCHs)) OF PUSCH-ID

Multiple-PUSCH-InfoList-DM-Rsp ::= SEQUENCE (SIZE (1.. maxNrOfPUSCHs-1)) OF Multiple-PUSCH-InfoListIE-DM-Rsp
-- Includes the 2nd through the max number of PUSCH information repetitions.

Multiple-PUSCH-InfoListIE-DM-Rsp ::= SEQUENCE {
  PUSCH-ID                PUSCH-ID                OPTIONAL,
  dedicatedMeasurementValue  DedicatedMeasurementValue  OPTIONAL,
  iE-Extensions            ProtocolExtensionContainer { { Multiple-PUSCH-InfoListIE-DM-Rsp-ExtIEs } }  OPTIONAL,
  ...
}

Multiple-PUSCH-InfoListIE-DM-Rsp-ExtIEs NBAP-PROTOCOL-EXTENSION ::= {
  ...
}

RL-Set-DM-Rsp ::= SEQUENCE {
  rL-Set-InformationList-DM-Rsp  RL-Set-InformationList-DM-Rsp,
  iE-Extensions                  ProtocolExtensionContainer { { RL-SetItem-DM-Rsp-ExtIEs } }  OPTIONAL,
  ...
}

RL-SetItem-DM-Rsp-ExtIEs NBAP-PROTOCOL-EXTENSION ::= {
  ...
}

RL-Set-InformationList-DM-Rsp ::= SEQUENCE (SIZE (1..maxNrOfRLSets)) OF ProtocolIE-Single-Container {{ RL-Set-InformationItemIE-DM-Rsp }}

RL-Set-InformationItemIE-DM-Rsp NBAP-PROTOCOL-IES ::= {

```



```

    { ID id-RL-Set-InformationItem-DM-Rsp          CRITICALITY ignore          TYPE          RL-Set-InformationItem-DM-Rsp          PRESENCE mandatory}
}

RL-Set-InformationItem-DM-Rsp ::= SEQUENCE {
    rL-Set-ID          RL-Set-ID,
    dedicatedMeasurementValue          DedicatedMeasurementValue,
    cFN          CFN          OPTIONAL,
    iE-Extensions          ProtocolExtensionContainer { { RL-Set-InformationItem-DM-Rsp-ExtIEs} } OPTIONAL,
    ...
}

RL-Set-InformationItem-DM-Rsp-ExtIEs NBAP-PROTOCOL-EXTENSION ::= {
    ...
}

Multiple-DedicatedMeasurementValueList-TDD-DM-Rsp ::= SEQUENCE (SIZE (1.. maxNrOfDPCHsPerRL-1)) OF Multiple-DedicatedMeasurementValueItem-TDD-DM-Rsp

Multiple-DedicatedMeasurementValueItem-TDD-DM-Rsp ::= SEQUENCE {
    dPCH-ID          DPCH-ID,
    dedicatedMeasurementValue          DedicatedMeasurementValue,
    iE-Extensions          ProtocolExtensionContainer { { Multiple-DedicatedMeasurementValueItem-TDD-DM-Rsp-ExtIEs} } OPTIONAL,
    ...
}

Multiple-DedicatedMeasurementValueItem-TDD-DM-Rsp-ExtIEs NBAP-PROTOCOL-EXTENSION ::= {
    ...
}

Multiple-DedicatedMeasurementValueList-LCR-TDD-DM-Rsp ::= SEQUENCE (SIZE (1.. maxNrOfDPCHsLCRPerRL-1)) OF Multiple-DedicatedMeasurementValueItem-LCR-TDD-DM-Rsp

Multiple-DedicatedMeasurementValueItem-LCR-TDD-DM-Rsp ::= SEQUENCE {
    dPCH-ID          DPCH-ID,
    dedicatedMeasurementValue          DedicatedMeasurementValue,
    iE-Extensions          ProtocolExtensionContainer { { Multiple-DedicatedMeasurementValueItem-LCR-TDD-DM-Rsp-ExtIEs} } OPTIONAL,
    ...
}

Multiple-DedicatedMeasurementValueItem-LCR-TDD-DM-Rsp-ExtIEs NBAP-PROTOCOL-EXTENSION ::= {
    ...
}

Multiple-HSSICHMeasurementValueList-TDD-DM-Rsp ::= SEQUENCE (SIZE (1.. maxNrOfHSSICHs-1)) OF Multiple-HSSICHMeasurementValueItem-TDD-DM-Rsp

Multiple-HSSICHMeasurementValueItem-TDD-DM-Rsp ::= SEQUENCE {
    hsSICH-ID          HS-SICH-ID,
    dedicatedMeasurementValue          DedicatedMeasurementValue,
    iE-Extensions          ProtocolExtensionContainer { { Multiple-HSSICHMeasurementValueItem-TDD-DM-Rsp-ExtIEs} } OPTIONAL,
    ...
}

Multiple-HSSICHMeasurementValueItem-TDD-DM-Rsp-ExtIEs NBAP-PROTOCOL-EXTENSION ::= {
    ...
}

```

```

}
-- *****
--
-- DEDICATED MEASUREMENT INITIATION FAILURE
--
-- *****

DedicatedMeasurementInitiationFailure ::= SEQUENCE {
    protocolIEs          ProtocolIE-Container    {{DedicatedMeasurementInitiationFailure-IEs}},
    protocolExtensions   ProtocolExtensionContainer {{DedicatedMeasurementInitiationFailure-Extensions}}
    ...
}

DedicatedMeasurementInitiationFailure-IEs NBAP-PROTOCOL-IES ::= {
    { ID id-CRNC-CommunicationContextID          CRITICALITY ignore          TYPE CRNC-CommunicationContextID          PRESENCE mandatory }
    |
    { ID id-MeasurementID                        CRITICALITY ignore          TYPE MeasurementID                      PRESENCE mandatory }
    |
    { ID id-Cause                                CRITICALITY ignore          TYPE Cause                               PRESENCE mandatory }
    |
    { ID id-CriticalityDiagnostics                CRITICALITY ignore          TYPE CriticalityDiagnostics             PRESENCE optional },
    ...
}

DedicatedMeasurementInitiationFailure-Extensions NBAP-PROTOCOL-EXTENSION ::= {
    ...
}

-- *****
--
-- DEDICATED MEASUREMENT REPORT
--
-- *****

DedicatedMeasurementReport ::= SEQUENCE {
    protocolIEs          ProtocolIE-Container    {{DedicatedMeasurementReport-IEs}},
    protocolExtensions   ProtocolExtensionContainer {{DedicatedMeasurementReport-Extensions}}
    ...
}

DedicatedMeasurementReport-IEs NBAP-PROTOCOL-IES ::= {
    { ID id-CRNC-CommunicationContextID          CRITICALITY ignore          TYPE CRNC-CommunicationContextID          PRESENCE mandatory } |
    { ID id-MeasurementID                        CRITICALITY ignore          TYPE MeasurementID                      PRESENCE mandatory } |
    { ID id-DedicatedMeasurementObjectType-DM-Rprt CRITICALITY ignore          TYPE DedicatedMeasurementObjectType-DM-Rprt PRESENCE mandatory } ,
    ...
}

DedicatedMeasurementReport-Extensions NBAP-PROTOCOL-EXTENSION ::= {
    { ID id-MeasurementRecoveryReportingIndicator CRITICALITY ignore          EXTENSION MeasurementRecoveryReportingIndicator PRESENCE
optional
    },
    ...
}

```

```

DedicatedMeasurementObjectType-DM-Rprt ::= CHOICE {
    rL                RL-DM-Rprt,
    rLS              RL-Set-DM-Rprt,      -- for FDD only
    all-RL          RL-DM-Rprt,
    all-RLS        RL-Set-DM-Rprt,      -- for FDD only
    ...
}

RL-DM-Rprt ::= SEQUENCE {
    rL-InformationList-DM-Rprt    RL-InformationList-DM-Rprt,
    iE-Extensions                ProtocolExtensionContainer { { RLItem-DM-Rprt-ExtIEs } }      OPTIONAL,
    ...
}

RLItem-DM-Rprt-ExtIEs  NBAP-PROTOCOL-EXTENSION ::= {
    ...
}

RL-InformationList-DM-Rprt ::= SEQUENCE (SIZE (1..maxNrOfRLs)) OF ProtocolIE-Single-Container { { RL-InformationItemIE-DM-Rprt } }

RL-InformationItemIE-DM-Rprt NBAP-PROTOCOL-IES ::= {
    { ID id-RL-InformationItem-DM-Rprt  CRITICALITY ignore TYPE RL-InformationItem-DM-Rprt  PRESENCE mandatory }
}

RL-InformationItem-DM-Rprt ::= SEQUENCE {
    rL-ID                RL-ID,
    dPCH-ID              DPCH-ID  OPTIONAL,      -- for TDD only
    dedicatedMeasurementValueInformation  DedicatedMeasurementValueInformation,
    iE-Extensions        ProtocolExtensionContainer { { RL-InformationItem-DM-Rprt-ExtIEs } }      OPTIONAL,
    ...
}

RL-InformationItem-DM-Rprt-ExtIEs  NBAP-PROTOCOL-EXTENSION ::= {
    {ID id-PUSCH-Info-DM-Rprt  CRITICALITY reject  EXTENSION  PUSCH-Info-DM-Rprt  PRESENCE optional}|
    -- TDD only
    -- This PUSCH Information is the for the first PUSCH repetition, PUSCH information for PUSCH repetitions 2 and on, should be defined in
Multiple-PUSCH-InfoList-DM-Rprt.
    {ID id-HSSICH-Info-DM-Rprt  CRITICALITY reject  EXTENSION  HS-SICH-ID  PRESENCE optional}|
    -- TDD only
    { ID  id-multiple-PUSCH-InfoList-DM-Rprt  CRITICALITY ignore  EXTENSION Multiple-PUSCH-InfoList-DM-Rprt  PRESENCE optional },
    -- TDD only, This PUSCH information is the for the 2nd and beyond PUSCH repetitions.
    ...
}

PUSCH-Info-DM-Rprt ::= SEQUENCE (SIZE (0..maxNrOfPUSCHs)) OF PUSCH-ID

Multiple-PUSCH-InfoList-DM-Rprt ::= SEQUENCE (SIZE (1.. maxNrOfPUSCHs-1)) OF Multiple-PUSCH-InfoListIE-DM-Rprt
-- Includes the 2nd through the max number of PUSCH information repetitions.

Multiple-PUSCH-InfoListIE-DM-Rprt ::= SEQUENCE {
    pUSCH-ID                PUSCH-ID  OPTIONAL,
    dedicatedMeasurementValue  DedicatedMeasurementValue  OPTIONAL,
    iE-Extensions            ProtocolExtensionContainer { { Multiple-PUSCH-InfoListIE-DM-Rprt-ExtIEs } }  OPTIONAL,
}

```

```

}
...
}
Multiple-PUSCH-InfoListIE-DM-Rprt-ExtIEs NBAP-PROTOCOL-EXTENSION ::= {
    ...
}
RL-Set-DM-Rprt ::= SEQUENCE {
    rL-Set-InformationList-DM-Rprt      RL-Set-InformationList-DM-Rprt,
    iE-Extensions                       ProtocolExtensionContainer { { RL-SetItem-DM-Rprt-ExtIEs } }      OPTIONAL,
    ...
}
RL-SetItem-DM-Rprt-ExtIEs NBAP-PROTOCOL-EXTENSION ::= {
    ...
}
RL-Set-InformationList-DM-Rprt ::= SEQUENCE (SIZE (1..maxNrOfRLSets)) OF ProtocolIE-Single-Container { { RL-Set-InformationItemIE-DM-Rprt } }
RL-Set-InformationItemIE-DM-Rprt NBAP-PROTOCOL-IES ::= {
    { ID id-RL-Set-InformationItem-DM-Rprt CRITICALITY ignore TYPE RL-Set-InformationItem-DM-Rprt PRESENCE mandatory }
}
RL-Set-InformationItem-DM-Rprt ::= SEQUENCE {
    rL-Set-ID                           RL-Set-ID,
    dedicatedMeasurementValueInformation DedicatedMeasurementValueInformation,
    iE-Extensions                       ProtocolExtensionContainer { { RL-Set-InformationItem-DM-Rprt-ExtIEs } } OPTIONAL,
    ...
}
RL-Set-InformationItem-DM-Rprt-ExtIEs NBAP-PROTOCOL-EXTENSION ::= {
    ...
}
-- *****
--
-- DEDICATED MEASUREMENT TERMINATION REQUEST
--
-- *****
DedicatedMeasurementTerminationRequest ::= SEQUENCE {
    protocolIEs           ProtocolIE-Container  {{DedicatedMeasurementTerminationRequest-IEs}},
    protocolExtensions    ProtocolExtensionContainer  {{DedicatedMeasurementTerminationRequest-Extensions}}      OPTIONAL,
    ...
}
DedicatedMeasurementTerminationRequest-IEs NBAP-PROTOCOL-IES ::= {
    { ID id-NodeB-CommunicationContextID CRITICALITY ignore TYPE NodeB-CommunicationContextID PRESENCE mandatory },
    { ID id-MeasurementID CRITICALITY ignore TYPE MeasurementID PRESENCE mandatory },
    ...
}
DedicatedMeasurementTerminationRequest-Extensions NBAP-PROTOCOL-EXTENSION ::= {

```

```

}
...
}
-- *****
--
-- DEDICATED MEASUREMENT FAILURE INDICATION
--
-- *****

DedicatedMeasurementFailureIndication ::= SEQUENCE {
    protocolIEs          ProtocolIE-Container    {{DedicatedMeasurementFailureIndication-IEs}},
    protocolExtensions   ProtocolExtensionContainer {{DedicatedMeasurementFailureIndication-Extensions}}    OPTIONAL,
    ...
}

DedicatedMeasurementFailureIndication-IEs NBAP-PROTOCOL-IES ::= {
    { ID      id-CRNC-CommunicationContextID      CRITICALITY ignore      TYPE      CRNC-CommunicationContextID      PRESENCE mandatory } |
    { ID      id-MeasurementID                    CRITICALITY ignore      TYPE      MeasurementID                    PRESENCE mandatory } |
    { ID      id-Cause                            CRITICALITY ignore      TYPE      Cause                            PRESENCE mandatory },
    ...
}

DedicatedMeasurementFailureIndication-Extensions NBAP-PROTOCOL-EXTENSION ::= {
    ...
}

-- *****
--
-- RADIO LINK FAILURE INDICATION
--
-- *****

RadioLinkFailureIndication ::= SEQUENCE {
    protocolIEs          ProtocolIE-Container    {{RadioLinkFailureIndication-IEs}},
    protocolExtensions   ProtocolExtensionContainer {{RadioLinkFailureIndication-Extensions}}    OPTIONAL,
    ...
}

RadioLinkFailureIndication-IEs NBAP-PROTOCOL-IES ::= {
    { ID      id-CRNC-CommunicationContextID      CRITICALITY ignore      TYPE      CRNC-CommunicationContextID      PRESENCE mandatory }
    |
    { ID      id-Reporting-Object-RL-FailureInd    CRITICALITY ignore      TYPE      Reporting-Object-RL-FailureInd    PRESENCE mandatory }
    ,
    ...
}

RadioLinkFailureIndication-Extensions NBAP-PROTOCOL-EXTENSION ::= {
    ...
}

Reporting-Object-RL-FailureInd ::= CHOICE {
    rL              RL-RL-FailureInd,
    rL-Set          RL-Set-RL-FailureInd, --FDD only
    ...
}

```

```

    cCTrCH                CCTrCH-RL-FailureInd --TDD only
}

RL-RL-FailureInd ::= SEQUENCE {
    rL-InformationList-RL-FailureInd    RL-InformationList-RL-FailureInd,
    iE-Extensions                       ProtocolExtensionContainer { { RLItem-RL-FailureInd-ExtIEs } }    OPTIONAL,
    ...
}

RLItem-RL-FailureInd-ExtIEs NBAP-PROTOCOL-EXTENSION ::= {
    ...
}

RL-InformationList-RL-FailureInd ::= SEQUENCE (SIZE (1..maxNrOfRLs)) OF ProtocolIE-Single-Container {{ RL-InformationItemIE-RL-FailureInd}}

RL-InformationItemIE-RL-FailureInd NBAP-PROTOCOL-IES ::= {
    { ID id-RL-InformationItem-RL-FailureInd    CRITICALITY ignore          TYPE RL-InformationItem-RL-FailureInd    PRESENCE
    mandatory}
}

RL-InformationItem-RL-FailureInd ::= SEQUENCE {
    rL-ID                                RL-ID,
    cause                                Cause,
    iE-Extensions                       ProtocolExtensionContainer { { RL-InformationItem-RL-FailureInd-ExtIEs } }    OPTIONAL,
    ...
}

RL-InformationItem-RL-FailureInd-ExtIEs NBAP-PROTOCOL-EXTENSION ::= {
    ...
}

RL-Set-RL-FailureInd ::= SEQUENCE {
    rL-Set-InformationList-RL-FailureInd    RL-Set-InformationList-RL-FailureInd,
    iE-Extensions                       ProtocolExtensionContainer { { RL-SetItem-RL-FailureInd-ExtIEs } }    OPTIONAL,
    ...
}

RL-SetItem-RL-FailureInd-ExtIEs NBAP-PROTOCOL-EXTENSION ::= {
    ...
}

RL-Set-InformationList-RL-FailureInd ::= SEQUENCE (SIZE (1..maxNrOfRLSets)) OF ProtocolIE-Single-Container {{ RL-Set-InformationItemIE-RL-FailureInd }}

RL-Set-InformationItemIE-RL-FailureInd NBAP-PROTOCOL-IES ::= {
    { ID id-RL-Set-InformationItem-RL-FailureInd    CRITICALITY ignore          TYPE RL-Set-InformationItem-RL-FailureInd    PRESENCE mandatory }
}

RL-Set-InformationItem-RL-FailureInd ::= SEQUENCE {
    rL-Set-ID                            RL-Set-ID,
    cause                                Cause,
    iE-Extensions                       ProtocolExtensionContainer { { RL-Set-InformationItem-RL-FailureInd-ExtIEs } }    OPTIONAL,
    ...
}

```

```

RL-Set-InformationItem-RL-FailureInd-ExtIEs NBAP-PROTOCOL-EXTENSION ::= {
  ...
}

CCTrCH-RL-FailureInd ::= SEQUENCE {
  rL-ID                               RL-ID,
  cCTrCH-InformationList-RL-FailureInd CCTrCH-InformationList-RL-FailureInd,
  iE-Extensions                       ProtocolExtensionContainer { { CCTrCHItem-RL-FailureInd-ExtIEs } } OPTIONAL,
  ...
}

CCTrCHItem-RL-FailureInd-ExtIEs NBAP-PROTOCOL-EXTENSION ::= {
  ...
}

CCTrCH-InformationList-RL-FailureInd ::= SEQUENCE (SIZE (1..maxNrOfCCTrCHs)) OF ProtocolIE-Single-Container {{ CCTrCH-InformationItemIE-RL-FailureInd}}

CCTrCH-InformationItemIE-RL-FailureInd NBAP-PROTOCOL-IES ::= {
  { ID id-CCTrCH-InformationItem-RL-FailureInd CRITICALITY ignore TYPE CCTrCH-InformationItem-RL-FailureInd PRESENCE mandatory}
}

CCTrCH-InformationItem-RL-FailureInd ::= SEQUENCE {
  cCTrCH-ID CCTrCH-ID,
  cause Cause,
  iE-Extensions ProtocolExtensionContainer { { CCTrCH-InformationItem-RL-FailureInd-ExtIEs } } OPTIONAL,
  ...
}

CCTrCH-InformationItem-RL-FailureInd-ExtIEs NBAP-PROTOCOL-EXTENSION ::= {
  ...
}

-- *****
--
-- RADIO LINK PREEMPTION REQUIRED INDICATION
--
-- *****

RadioLinkPreemptionRequiredIndication ::= SEQUENCE {
  protocolIEs ProtocolIE-Container {{RadioLinkPreemptionRequiredIndication-IEs}},
  protocolExtensions ProtocolExtensionContainer {{RadioLinkPreemptionRequiredIndication-Extensions}} OPTIONAL,
  ...
}

RadioLinkPreemptionRequiredIndication-IEs NBAP-PROTOCOL-IES ::= {
  { ID id-CRNC-CommunicationContextID CRITICALITY ignore TYPE CRNC-CommunicationContextID PRESENCE mandatory } |
  { ID id-RL-InformationList-RL-PreemptRequiredInd CRITICALITY ignore TYPE RL-InformationList-RL-PreemptRequiredInd PRESENCE optional },
  ...
}

```

```

RadioLinkPreemptionRequiredIndication-Extensions NBAP-PROTOCOL-EXTENSION ::= {
  ...
}

RL-InformationList-RL-PreemptRequiredInd ::= SEQUENCE (SIZE (1..maxNrOfRLs)) OF ProtocolIE-Single-Container { {RL-InformationItemIE-RL-PreemptRequiredInd}}

RL-InformationItemIE-RL-PreemptRequiredInd NBAP-PROTOCOL-IES ::= {
  { ID id-RL-InformationItem-RL-PreemptRequiredInd CRITICALITY ignore TYPE RL-InformationItem-RL-PreemptRequiredInd PRESENCE mandatory },
  ...
}

RL-InformationItem-RL-PreemptRequiredInd ::= SEQUENCE {
  rL-ID RL-ID,
  iE-Extensions ProtocolExtensionContainer { {RL-InformationItem-RL-PreemptRequiredInd-ExtIEs} } OPTIONAL,
  ...
}

RL-InformationItem-RL-PreemptRequiredInd-ExtIEs NBAP-PROTOCOL-EXTENSION ::= {
  ...
}

-- *****
--
-- RADIO LINK RESTORE INDICATION
--
-- *****

RadioLinkRestoreIndication ::= SEQUENCE {
  protocolIEs ProtocolIE-Container {{RadioLinkRestoreIndication-IEs}},
  protocolExtensions ProtocolExtensionContainer {{RadioLinkRestoreIndication-Extensions}} OPTIONAL,
  ...
}

RadioLinkRestoreIndication-IEs NBAP-PROTOCOL-IES ::= {
  { ID id-CRNC-CommunicationContextID CRITICALITY ignore TYPE CRNC-CommunicationContextID PRESENCE mandatory } |
  { ID id-Reporting-Object-RL-RestoreInd CRITICALITY ignore TYPE Reporting-Object-RL-RestoreInd PRESENCE mandatory },
  ...
}

RadioLinkRestoreIndication-Extensions NBAP-PROTOCOL-EXTENSION ::= {
  ...
}

Reporting-Object-RL-RestoreInd ::= CHOICE {
  rL RL-RL-RestoreInd, --TDD only
  rL-Set RL-Set-RL-RestoreInd, --FDD only
  ...,
  cCTrCH CCTrCH-RL-RestoreInd --TDD only
}

RL-RL-RestoreInd ::= SEQUENCE {
  rL-InformationList-RL-RestoreInd RL-InformationList-RL-RestoreInd,

```



```

    iE-Extensions          ProtocolExtensionContainer { { RLItem-RL-RestoreInd-ExtIEs } }      OPTIONAL,
  }
  ...
}

RLItem-RL-RestoreInd-ExtIEs NBAP-PROTOCOL-EXTENSION ::= {
  ...
}

RL-InformationList-RL-RestoreInd ::= SEQUENCE (SIZE (1..maxNrOfRLs)) OF ProtocolIE-Single-Container {{RL-InformationItemIE-RL-RestoreInd}}

RL-InformationItemIE-RL-RestoreInd NBAP-PROTOCOL-IES ::= {
  { ID      id-RL-InformationItem-RL-RestoreInd      CRITICALITY ignore      TYPE      RL-InformationItem-RL-RestoreInd      PRESENCE mandatory}
}

RL-InformationItem-RL-RestoreInd ::= SEQUENCE {
  rL-ID          RL-ID,
  iE-Extensions  ProtocolExtensionContainer { { RL-InformationItem-RL-RestoreInd-ExtIEs } }  OPTIONAL,
  ...
}

RL-InformationItem-RL-RestoreInd-ExtIEs NBAP-PROTOCOL-EXTENSION ::= {
  ...
}

RL-Set-RL-RestoreInd ::= SEQUENCE {
  rL-Set-InformationList-RL-RestoreInd  RL-Set-InformationList-RL-RestoreInd,
  iE-Extensions                          ProtocolExtensionContainer { { RL-SetItem-RL-RestoreInd-ExtIEs } }  OPTIONAL,
  ...
}

RL-SetItem-RL-RestoreInd-ExtIEs NBAP-PROTOCOL-EXTENSION ::= {
  ...
}

RL-Set-InformationList-RL-RestoreInd ::= SEQUENCE (SIZE (1..maxNrOfRLSets)) OF ProtocolIE-Single-Container {{ RL-Set-InformationItemIE-RL-RestoreInd }}

RL-Set-InformationItemIE-RL-RestoreInd NBAP-PROTOCOL-IES ::= {
  { ID id-RL-Set-InformationItem-RL-RestoreInd      CRITICALITY ignore      TYPE RL-Set-InformationItem-RL-RestoreInd PRESENCE mandatory }
}

RL-Set-InformationItem-RL-RestoreInd ::= SEQUENCE {
  rL-Set-ID          RL-Set-ID,
  iE-Extensions      ProtocolExtensionContainer { { RL-Set-InformationItem-RL-RestoreInd-ExtIEs } }  OPTIONAL,
  ...
}

RL-Set-InformationItem-RL-RestoreInd-ExtIEs NBAP-PROTOCOL-EXTENSION ::= {
  ...
}

CCTrCH-RL-RestoreInd ::= SEQUENCE {
  rL-ID          RL-ID,
  cCTrCH-InformationList-RL-RestoreInd  CCTrCH-InformationList-RL-RestoreInd,
}

```

```

    iE-Extensions          ProtocolExtensionContainer { { CcTrCHItem-RL-RestoreInd-ExtIEs } }      OPTIONAL,
  }
}

CcTrCHItem-RL-RestoreInd-ExtIEs NBAP-PROTOCOL-EXTENSION ::= {
  ...
}

CcTrCH-InformationList-RL-RestoreInd ::= SEQUENCE (SIZE (1..maxNrOfCcTrCHs)) OF ProtocolIE-Single-Container {{ CcTrCH-InformationItemIE-RL-RestoreInd}}

CcTrCH-InformationItemIE-RL-RestoreInd NBAP-PROTOCOL-IES ::= {
  { ID id-CcTrCH-InformationItem-RL-RestoreInd    CRITICALITY ignore    TYPE CcTrCH-InformationItem-RL-RestoreInd    PRESENCE mandatory }
}

CcTrCH-InformationItem-RL-RestoreInd ::= SEQUENCE {
  cCcTrCH-ID          CcTrCH-ID,
  iE-Extensions      ProtocolExtensionContainer { { CcTrCH-InformationItem-RL-RestoreInd-ExtIEs } }    OPTIONAL,
  ...
}

CcTrCH-InformationItem-RL-RestoreInd-ExtIEs NBAP-PROTOCOL-EXTENSION ::= {
  ...
}

-- *****
--
-- COMPRESSED MODE COMMAND FDD
--
-- *****

CompressedModeCommand ::= SEQUENCE {
  protocolIEs          ProtocolIE-Container    {{CompressedModeCommand-IEs}},
  protocolExtensions  ProtocolExtensionContainer {{CompressedModeCommand-Extensions}}    OPTIONAL,
  ...
}

CompressedModeCommand-IEs NBAP-PROTOCOL-IES ::= {
  { ID id-NodeB-CommunicationContextID    CRITICALITY ignore    TYPE NodeB-CommunicationContextID    PRESENCE mandatory } |
  { ID id-Active-Pattern-Sequence-Information    CRITICALITY ignore    TYPE Active-Pattern-Sequence-Information    PRESENCE mandatory },
  ...
}

CompressedModeCommand-Extensions NBAP-PROTOCOL-EXTENSION ::= {
  ...
}

```

```

}

-- *****
--
-- ERROR INDICATION
--
-- *****

ErrorIndication ::= SEQUENCE {
    protocolIEs          ProtocolIE-Container    {{ErrorIndication-IEs}},
    protocolExtensions  ProtocolExtensionContainer {{ErrorIndication-Extensions}}    OPTIONAL,
    ...
}

ErrorIndication-IEs NBAP-PROTOCOL-IES ::= {
    { ID      id-CRNC-CommunicationContextID      CRITICALITY  ignore          TYPE      CRNC-CommunicationContextID      PRESENCE optional } |
    { ID      id-NodeB-CommunicationContextID     CRITICALITY  ignore          TYPE      NodeB-CommunicationContextID     PRESENCE optional } |
    { ID      id-Cause                            CRITICALITY  ignore          TYPE      Cause                            PRESENCE optional } |
    { ID      id-CriticalityDiagnostics           CRITICALITY  ignore          TYPE      CriticalityDiagnostics           PRESENCE optional },
    ...
}

ErrorIndication-Extensions NBAP-PROTOCOL-EXTENSION ::= {
    ...
}

-- *****
--
-- PRIVATE MESSAGE
--
-- *****

PrivateMessage ::= SEQUENCE {
    privateIEs          PrivateIE-Container {{PrivateMessage-IEs}},
    ...
}

PrivateMessage-IEs NBAP-PRIVATE-IES ::= {
    ...
}

-- *****
--
-- PHYSICAL SHARED CHANNEL RECONFIGURATION REQUEST FDD
--
-- *****

PhysicalSharedChannelReconfigurationRequestFDD ::= SEQUENCE {
    protocolIEs          ProtocolIE-Container    {{PhysicalSharedChannelReconfigurationRequestFDD-IEs}},
    protocolExtensions  ProtocolExtensionContainer {{PhysicalSharedChannelReconfigurationRequestFDD-Extensions}}    OPTIONAL,
    ...
}

```

```

PhysicalSharedChannelReconfigurationRequestFDD-IEs NBAP-PROTOCOL-IES ::= {
  { ID id-C-ID CRITICALITY reject TYPE C-ID PRESENCE mandatory }|
  { ID id-ConfigurationGenerationID CRITICALITY reject TYPE ConfigurationGenerationID PRESENCE mandatory }|
  { ID id-SFN CRITICALITY reject TYPE SFN PRESENCE optional }|
  { ID id-HS-PDSCH-HS-SCCH-E-AGCH-E-RGCH-E-HICH-MaxPower-PSCH-ReconfRqst CRITICALITY reject TYPE MaximumTransmissionPower PRESENCE optional }|
  { ID id-HS-PDSCH-HS-SCCH-ScramblingCode-PSCH-ReconfRqst CRITICALITY reject TYPE DL-ScramblingCode PRESENCE optional }|
  { ID id-HS-PDSCH-FDD-Code-Information-PSCH-ReconfRqst CRITICALITY reject TYPE HS-PDSCH-FDD-Code-Information PRESENCE optional }|
  { ID id-HS-SCCH-FDD-Code-Information-PSCH-ReconfRqst CRITICALITY reject TYPE HS-SCCH-FDD-Code-Information PRESENCE optional },
  ...
}

```

```

PhysicalSharedChannelReconfigurationRequestFDD-Extensions NBAP-PROTOCOL-EXTENSION ::= {
  { ID id-E-AGCH-And-E-RGCH-E-HICH-FDD-Scrambling-Code CRITICALITY reject EXTENSION DL-ScramblingCode PRESENCE optional }|
  { ID id-E-AGCH-FDD-Code-Information CRITICALITY reject EXTENSION E-AGCH-FDD-Code-Information PRESENCE optional }|
  { ID id-E-RGCH-E-HICH-FDD-Code-Information CRITICALITY reject EXTENSION E-RGCH-E-HICH-FDD-Code-Information PRESENCE optional }|
  { ID id-HSDPA-And-EDCH-CellPortion-Information-PSCH-ReconfRqst CRITICALITY reject EXTENSION HSDPA-And-EDCH-CellPortion-InformationList-PSCH-ReconfRqst PRESENCE optional }|
  { ID id-Maximum-Target-ReceivedTotalWideBandPower CRITICALITY reject EXTENSION Maximum-Target-ReceivedTotalWideBandPower PRESENCE optional }|
  { ID id-Reference-ReceivedTotalWideBandPower CRITICALITY ignore EXTENSION Reference-ReceivedTotalWideBandPower PRESENCE optional }|
  { ID id-Target-NonServing-EDCH-To-Total-EDCH-Power-Ratio CRITICALITY reject EXTENSION Target-NonServing-EDCH-To-Total-EDCH-Power-Ratio PRESENCE optional },
  ...
}

```

```

HSDPA-And-EDCH-CellPortion-InformationList-PSCH-ReconfRqst ::= SEQUENCE (SIZE (1..maxNrOfCellPortionsPerCell)) OF HSDPA-And-EDCH-CellPortion-InformationItem-PSCH-ReconfRqst

```

```

HSDPA-And-EDCH-CellPortion-InformationItem-PSCH-ReconfRqst ::= SEQUENCE {
  cellPortionID CellPortionID,
  hS-PDSCH-HS-SCCH-ScramblingCode-PSCH-ReconfRqst DL-ScramblingCode OPTIONAL,
  hS-PDSCH-FDD-Code-Information-PSCH-ReconfRqst HS-PDSCH-FDD-Code-Information OPTIONAL,
  hS-SCCH-FDD-Code-Information-PSCH-ReconfRqst HS-SCCH-FDD-Code-Information OPTIONAL,
  hS-PDSCH-HS-SCCH-E-AGCH-E-RGCH-E-HICH-MaxPower-PSCH-ReconfRqst MaximumTransmissionPower OPTIONAL,
  e-AGCH-And-E-RGCH-E-HICH-FDD-Scrambling-Code DL-ScramblingCode OPTIONAL,
  e-AGCH-FDD-Code-Information E-AGCH-FDD-Code-Information OPTIONAL,
  e-RGCH-E-HICH-FDD-Code-Information E-RGCH-E-HICH-FDD-Code-Information OPTIONAL,
  iE-Extensions ProtocolExtensionContainer { { HSDPA-And-EDCH-CellPortion-InformationItem-PSCH-ReconfRqst-ExtIEs } } OPTIONAL,
  ...
}

```

```

HSDPA-And-EDCH-CellPortion-InformationItem-PSCH-ReconfRqst-ExtIEs NBAP-PROTOCOL-EXTENSION ::= {
  ...
}

```

```
-- *****
--
-- PHYSICAL SHARED CHANNEL RECONFIGURATION REQUEST TDD
--
-- *****
```

```
PhysicalSharedChannelReconfigurationRequestTDD ::= SEQUENCE {
  protocolIEs          ProtocolIE-Container  {{PhysicalSharedChannelReconfigurationRequestTDD-IEs}},
  protocolExtensions  ProtocolExtensionContainer {{PhysicalSharedChannelReconfigurationRequestTDD-Extensions}}  OPTIONAL,
  ...
}
```

```
PhysicalSharedChannelReconfigurationRequestTDD-IEs NBAP-PROTOCOL-IES ::= {
  { ID id-C-ID          CRITICALITY reject  TYPE C-ID          PRESENCE mandatory } |
  { ID id-SFN          CRITICALITY reject  TYPE SFN          PRESENCE optional } |
  { ID id-PDSCHSets-AddList-PSCH-ReconfRqst  CRITICALITY reject  TYPE PDSCHSets-AddList-PSCH-ReconfRqst  PRESENCE optional } |
  { ID id-PDSCHSets-ModifyList-PSCH-ReconfRqst  CRITICALITY reject  TYPE PDSCHSets-ModifyList-PSCH-ReconfRqst  PRESENCE optional } |
  { ID id-PDSCHSets-DeleteList-PSCH-ReconfRqst  CRITICALITY reject  TYPE PDSCHSets-DeleteList-PSCH-ReconfRqst  PRESENCE optional } |
  { ID id-PUSCHSets-AddList-PSCH-ReconfRqst  CRITICALITY reject  TYPE PUSCHSets-AddList-PSCH-ReconfRqst  PRESENCE optional } |
  { ID id-PUSCHSets-ModifyList-PSCH-ReconfRqst  CRITICALITY reject  TYPE PUSCHSets-ModifyList-PSCH-ReconfRqst  PRESENCE optional } |
  { ID id-PUSCHSets-DeleteList-PSCH-ReconfRqst  CRITICALITY reject  TYPE PUSCHSets-DeleteList-PSCH-ReconfRqst  PRESENCE optional } |
  ...
}
```

```
PhysicalSharedChannelReconfigurationRequestTDD-Extensions NBAP-PROTOCOL-EXTENSION ::= {
  { ID id-HS-PDSCH-TDD-Information-PSCH-ReconfRqst  CRITICALITY reject  EXTENSION HS-PDSCH-TDD-Information-PSCH-ReconfRqst  PRESENCE optional } |
  { ID id-Add-To-HS-SCCH-Resource-Pool-PSCH-ReconfRqst  CRITICALITY reject  EXTENSION Add-To-HS-SCCH-Resource-Pool-PSCH-ReconfRqst  PRESENCE optional } |
  { ID id-Modify-HS-SCCH-Resource-Pool-PSCH-ReconfRqst  CRITICALITY reject  EXTENSION Modify-HS-SCCH-Resource-Pool-PSCH-ReconfRqst  PRESENCE optional } |
  { ID id-Delete-From-HS-SCCH-Resource-Pool-PSCH-ReconfRqst  CRITICALITY reject  EXTENSION Delete-From-HS-SCCH-Resource-Pool-PSCH-ReconfRqst  PRESENCE optional } |
  { ID id-ConfigurationGenerationID  CRITICALITY reject  EXTENSION ConfigurationGenerationID  PRESENCE optional },
  ...
}
```

```
PDSCHSets-AddList-PSCH-ReconfRqst ::= SEQUENCE (SIZE (1..maxNrOfPDSCHSets)) OF PDSCHSets-AddItem-PSCH-ReconfRqst
```

```
PDSCHSets-AddItem-PSCH-ReconfRqst ::= SEQUENCE {
  pDSCHSet-ID          PDSCHSet-ID,
  pDSCH-InformationList  PDSCH-Information-AddList-PSCH-ReconfRqst  OPTIONAL,          -- Mandatory for 3.84Mcps TDD.
  Not Applicable to 1.28Mcps TDD
  iE-Extensions        ProtocolExtensionContainer { {PDSCHSets-AddItem-PSCH-ReconfRqst-ExtIEs} }  OPTIONAL,
  ...
}
```

```
PDSCHSets-AddItem-PSCH-ReconfRqst-ExtIEs NBAP-PROTOCOL-EXTENSION ::= {
  {ID id-PDSCH-AddInformation-LCR-PSCH-ReconfRqst  CRITICALITY reject  EXTENSION  PDSCH-AddInformation-LCR-AddItem-PSCH-ReconfRqst  PRESENCE optional}, -- Mandatory for 1.28Mcps TDD. Not Applicable to 3.84Mcps TDD
  ...
}
```

```
PDSCH-Information-AddList-PSCH-ReconfRqst ::= ProtocolIE-Single-Container {{ PDSCH-Information-AddListIEs-PSCH-ReconfRqst }}
```

-- Mandatory for 3.84Mcps TDD, Not Applicable to 1.28Mcps TDD

```
PDSCH-Information-AddListIEs-PSCH-ReconfRqst  NBAP-PROTOCOL-IES ::= {
  {ID id-PDSCH-Information-AddListIE-PSCH-ReconfRqst  CRITICALITY reject      TYPE      PDSCH-Information-AddItem-PSCH-ReconfRqst      PRESENCE
  mandatory}
}
```

```
PDSCH-Information-AddItem-PSCH-ReconfRqst ::= SEQUENCE {
  repetitionPeriod          RepetitionPeriod,
  repetitionLength          RepetitionLength,
  tdd-PhysicalChannelOffset TDD-PhysicalChannelOffset,
  dL-Timeslot-InformationAddList-PSCH-ReconfRqst  DL-Timeslot-InformationAddList-PSCH-ReconfRqst,
  iE-Extensions             ProtocolExtensionContainer { {PDSCH-Information-AddItem-PSCH-ReconfRqst-ExtIEs} }  OPTIONAL,
  ...
}
```

```
PDSCH-Information-AddItem-PSCH-ReconfRqst-ExtIEs  NBAP-PROTOCOL-EXTENSION ::= {
  ...
}
```

```
DL-Timeslot-InformationAddList-PSCH-ReconfRqst ::= SEQUENCE (SIZE (1.. maxNrOfDLTs)) OF DL-Timeslot-InformationAddItem-PSCH-ReconfRqst
```

```
DL-Timeslot-InformationAddItem-PSCH-ReconfRqst ::= SEQUENCE {
  timeSlot          TimeSlot,
  midambleShiftAndBurstType  MidambleShiftAndBurstType,
  tFCI-Presence      TFCI-Presence,
  dL-Code-InformationAddList-PSCH-ReconfRqst  DL-Code-InformationAddList-PSCH-ReconfRqst,
  iE-Extensions      ProtocolExtensionContainer { { DL-Timeslot-InformationAddItem-PSCH-ReconfRqst-ExtIEs} }  OPTIONAL,
  ...
}
```

```
DL-Timeslot-InformationAddItem-PSCH-ReconfRqst-ExtIEs  NBAP-PROTOCOL-EXTENSION ::= {
  ...
}
```

```
DL-Code-InformationAddList-PSCH-ReconfRqst ::= SEQUENCE (SIZE (1..maxNrOfPDSCHs)) OF DL-Code-InformationAddItem-PSCH-ReconfRqst
```

```
DL-Code-InformationAddItem-PSCH-ReconfRqst ::= SEQUENCE {
  pDSCH-ID          PDSCH-ID,
  tdd-ChannelisationCode  TDD-ChannelisationCode,
  iE-Extensions      ProtocolExtensionContainer { { DL-Code-InformationAddItem-PSCH-ReconfRqst-ExtIEs} }  OPTIONAL,
  ...
}
```

```
DL-Code-InformationAddItem-PSCH-ReconfRqst-ExtIEs  NBAP-PROTOCOL-EXTENSION ::= {
  ...
}
```

```
PDSCH-AddInformation-LCR-AddItem-PSCH-ReconfRqst ::= SEQUENCE {
  repetitionPeriod          RepetitionPeriod,
  repetitionLength          RepetitionLength,
  tdd-PhysicalChannelOffset TDD-PhysicalChannelOffset,
  dL-Timeslot-InformationAddList-LCR-PSCH-ReconfRqst  DL-Timeslot-InformationAddList-LCR-PSCH-ReconfRqst,
```

```

iE-Extensions          ProtocolExtensionContainer { {PDSCH-AddInformation-LCR-AddItem-PSCH-ReconfRqst-ExtIEs} }
OPTIONAL,
...
}

PDSCH-AddInformation-LCR-AddItem-PSCH-ReconfRqst-ExtIEs NBAP-PROTOCOL-EXTENSION ::= {
{ID id-Tstd-indicator          CRITICALITY reject          EXTENSION  TSTD-Indicator          PRESENCE          optional },
-- Applicable to 1.28Mcps TDD only
...
}

DL-Timeslot-InformationAddList-LCR-PSCH-ReconfRqst ::= SEQUENCE (SIZE (1..maxNrOfDLTSLCRs)) OF DL-Timeslot-InformationAddItem-LCR-PSCH-ReconfRqst

DL-Timeslot-InformationAddItem-LCR-PSCH-ReconfRqst ::= SEQUENCE {
timeSlotLCR                TimeSlotLCR,
midambleShiftLCR           MidambleShiftLCR,
tFCI-Presence              TFCI-Presence,
dL-Code-InformationAddList-LCR-PSCH-ReconfRqst          DL-Code-InformationAddList-LCR-PSCH-ReconfRqst,
iE-Extensions              ProtocolExtensionContainer { { DL-Timeslot-InformationAddItem-LCR-PSCH-ReconfRqst-ExtIEs} }
OPTIONAL,
...
}

DL-Timeslot-InformationAddItem-LCR-PSCH-ReconfRqst-ExtIEs NBAP-PROTOCOL-EXTENSION ::= {
...
}

DL-Code-InformationAddList-LCR-PSCH-ReconfRqst ::= SEQUENCE (SIZE (1..maxNrOfPDSCHs)) OF DL-Code-InformationAddItem-LCR-PSCH-ReconfRqst

DL-Code-InformationAddItem-LCR-PSCH-ReconfRqst ::= SEQUENCE {
pDSCH-ID                    PDSCH-ID,
tdd-ChannelisationCodeLCR   TDD-ChannelisationCodeLCR,
iE-Extensions              ProtocolExtensionContainer { { DL-Code-InformationAddItem-LCR-PSCH-ReconfRqst-ExtIEs} }          OPTIONAL,
...
}

DL-Code-InformationAddItem-LCR-PSCH-ReconfRqst-ExtIEs NBAP-PROTOCOL-EXTENSION ::= {
{ID id-PDSCH-Timeslot-Format-PSCH-ReconfRqst-LCR          CRITICALITY reject          EXTENSION  TDD-DL-DPCH-TimeSlotFormat-LCR          PRESENCE optional},
...
}

PDSCHSets-ModifyList-PSCH-ReconfRqst ::= SEQUENCE (SIZE (1..maxNrOfPDSCHSets)) OF PDSCHSets-ModifyItem-PSCH-ReconfRqst

PDSCHSets-ModifyItem-PSCH-ReconfRqst ::= SEQUENCE {
pDSCHSet-ID                PDSCHSet-ID,
pDSCH-InformationList      PDSCH-Information-ModifyList-PSCH-ReconfRqst,
iE-Extensions              ProtocolExtensionContainer { {PDSCHSets-ModifyItem-PSCH-ReconfRqst-ExtIEs} }          OPTIONAL,
...
}

PDSCHSets-ModifyItem-PSCH-ReconfRqst-ExtIEs NBAP-PROTOCOL-EXTENSION ::= {
...
}

```

```

PDSCH-Information-ModifyList-PSCH-ReconfRqst ::= ProtocolIE-Single-Container {{ PDSCH-Information-ModifyListIEs-PSCH-ReconfRqst }}

PDSCH-Information-ModifyListIEs-PSCH-ReconfRqst NBAP-PROTOCOL-IES ::= {
  {ID id-PDSCH-Information-ModifyListIE-PSCH-ReconfRqst  CRITICALITY reject  TYPE PDSCH-Information-ModifyItem-PSCH-ReconfRqst      PRESENCE
  optional}|
  {ID id-PDSCH-ModifyInformation-LCR-PSCH-ReconfRqst      CRITICALITY reject  TYPE PDSCH-ModifyInformation-LCR-ModifyItem-PSCH-ReconfRqst
  PRESENCE      optional}
}

PDSCH-Information-ModifyItem-PSCH-ReconfRqst ::= SEQUENCE {
  repetitionPeriod              RepetitionPeriod              OPTIONAL,
  repetitionLength              RepetitionLength              OPTIONAL,
  tdd-PhysicalChannelOffset     TDD-PhysicalChannelOffset     OPTIONAL,
  dl-Timeslot-InformationModifyList-PSCH-ReconfRqst  DL-Timeslot-InformationModifyList-PSCH-ReconfRqst  OPTIONAL,
  iE-Extensions                 ProtocolExtensionContainer { {PDSCH-Information-ModifyItem-PSCH-ReconfRqst-ExtIEs} }  OPTIONAL,
  ...
}

PDSCH-Information-ModifyItem-PSCH-ReconfRqst-ExtIEs NBAP-PROTOCOL-EXTENSION ::= {
  ...
}

DL-Timeslot-InformationModifyList-PSCH-ReconfRqst ::= SEQUENCE (SIZE (1.. maxNrOfDLTSs)) OF DL-Timeslot-InformationModifyItem-PSCH-ReconfRqst

DL-Timeslot-InformationModifyItem-PSCH-ReconfRqst ::= SEQUENCE {
  timeSlot                      TimeSlot,
  midambleShiftAndBurstType     MidambleShiftAndBurstType  OPTIONAL,
  tFCI-Presence                 TFCI-Presence  OPTIONAL,
  dl-Code-InformationModifyList-PSCH-ReconfRqst  DL-Code-InformationModifyList-PSCH-ReconfRqst  OPTIONAL,
  iE-Extensions                 ProtocolExtensionContainer { { DL-Timeslot-InformationModifyItem-PSCH-ReconfRqst-ExtIEs} }
  OPTIONAL,
  ...
}

DL-Timeslot-InformationModifyItem-PSCH-ReconfRqst-ExtIEs NBAP-PROTOCOL-EXTENSION ::= {
  ...
}

DL-Code-InformationModifyList-PSCH-ReconfRqst ::= SEQUENCE (SIZE (1..maxNrOfPDSCHs)) OF DL-Code-InformationModifyItem-PSCH-ReconfRqst

DL-Code-InformationModifyItem-PSCH-ReconfRqst ::= SEQUENCE {
  pDSCH-ID                      PDSCH-ID,
  tdd-ChannelisationCode         TDD-ChannelisationCode,
  iE-Extensions                 ProtocolExtensionContainer { { DL-Code-InformationModifyItem-PSCH-ReconfRqst-ExtIEs} }  OPTIONAL,
  ...
}

DL-Code-InformationModifyItem-PSCH-ReconfRqst-ExtIEs NBAP-PROTOCOL-EXTENSION ::= {
  ...
}

PDSCH-ModifyInformation-LCR-ModifyItem-PSCH-ReconfRqst ::= SEQUENCE {
  repetitionPeriod              RepetitionPeriod              OPTIONAL,

```



```

repetitionLength                RepetitionLength                OPTIONAL,
tdd-PhysicalChannelOffset        TDD-PhysicalChannelOffset    OPTIONAL,
dl-Timeslot-LCR-InformationModifyList-PSCH-ReconfRqst    DL-Timeslot-LCR-InformationModifyList-PSCH-ReconfRqst    OPTIONAL,
iE-Extensions                    ProtocolExtensionContainer { {PDSCH-ModifyInformation-LCR-ModifyListIE-PSCH-ReconfRqst-ExtIEs} }
OPTIONAL,
...
}

PDSCH-ModifyInformation-LCR-ModifyListIE-PSCH-ReconfRqst-ExtIEs NBAP-PROTOCOL-EXTENSION ::= {
...
}

DL-Timeslot-LCR-InformationModifyList-PSCH-ReconfRqst ::= SEQUENCE (SIZE (1..maxNrOfDLTSLCRs)) OF DL-Timeslot-LCR-InformationModifyItem-PSCH-ReconfRqst

DL-Timeslot-LCR-InformationModifyItem-PSCH-ReconfRqst ::= SEQUENCE {
timeSlotLCR                    TimeSlotLCR,
midambleShiftLCR                MidambleShiftLCR    OPTIONAL,
tFCI-Presence                    TFCI-Presence    OPTIONAL,
dl-Code-LCR-InformationModifyList-PSCH-ReconfRqst    DL-Code-LCR-InformationModifyList-PSCH-ReconfRqst    OPTIONAL,
iE-Extensions                    ProtocolExtensionContainer { { DL-Timeslot-LCR-InformationModifyItem-PSCH-ReconfRqst-ExtIEs} }
OPTIONAL,
...
}

DL-Timeslot-LCR-InformationModifyItem-PSCH-ReconfRqst-ExtIEs NBAP-PROTOCOL-EXTENSION ::= {
...
}

DL-Code-LCR-InformationModifyList-PSCH-ReconfRqst ::= SEQUENCE (SIZE (1..maxNrOfPDSCHs)) OF DL-Code-LCR-InformationModifyItem-PSCH-ReconfRqst

DL-Code-LCR-InformationModifyItem-PSCH-ReconfRqst ::= SEQUENCE {
pDSCH-ID                        PDSCH-ID,
tdd-ChannelisationCodeLCR        TDD-ChannelisationCodeLCR,
iE-Extensions                    ProtocolExtensionContainer { { DL-Code-LCR-InformationModifyItem-PSCH-ReconfRqst-ExtIEs} }
OPTIONAL,
...
}

DL-Code-LCR-InformationModifyItem-PSCH-ReconfRqst-ExtIEs NBAP-PROTOCOL-EXTENSION ::= {
{ID id-PDSCH-Timeslot-Format-PSCH-ReconfRqst-LCR    CRITICALITY reject    EXTENSION TDD-DL-DPCH-TimeSlotFormat-LCR    PRESENCE optional},
...
}

PDSCHSets-DeleteList-PSCH-ReconfRqst ::= SEQUENCE (SIZE (1..maxNrOfPDSCHSets)) OF PDSCHSets-DeleteItem-PSCH-ReconfRqst

PDSCHSets-DeleteItem-PSCH-ReconfRqst ::= SEQUENCE {
pDSCHSet-ID                    PDSCHSet-ID,
iE-Extensions                    ProtocolExtensionContainer { {PDSCHSets-DeleteItem-PSCH-ReconfRqst-ExtIEs} }    OPTIONAL,
...
}

PDSCHSets-DeleteItem-PSCH-ReconfRqst-ExtIEs NBAP-PROTOCOL-EXTENSION ::= {
...
}

```

```

}

PUSCHSets-AddList-PSCH-ReconfRqst ::= SEQUENCE (SIZE (1..maxNrOfPUSCHSets)) OF PUSCHSets-AddItem-PSCH-ReconfRqst

PUSCHSets-AddItem-PSCH-ReconfRqst ::= SEQUENCE {
    pUSCHSet-ID                PUSCHSet-ID,
    pUSCH-InformationList      PUSCH-Information-AddList-PSCH-ReconfRqst OPTIONAL,
    -- Mandatory for 3.84Mcps TDD, Not Applicable to 1.28Mcps TDD
    iE-Extensions              ProtocolExtensionContainer { {PUSCHSets-AddItem-PSCH-ReconfRqst-ExtIEs} } OPTIONAL,
    ...
}

PUSCHSets-AddItem-PSCH-ReconfRqst-ExtIEs NBAP-PROTOCOL-EXTENSION ::= {
    {ID id-PUSCH-AddInformation-LCR-PSCH-ReconfRqst CRITICALITY reject EXTENSION PUSCH-AddInformation-LCR-AddItem-PSCH-ReconfRqst
    PRESENCE optional}, -- Mandatory for 1.28Mcps TDD, Not Applicable to 3.84Mcps TDD
    ...
}

PUSCH-Information-AddList-PSCH-ReconfRqst ::= ProtocolIE-Single-Container {{ PUSCH-Information-AddListIEs-PSCH-ReconfRqst }}

PUSCH-Information-AddListIEs-PSCH-ReconfRqst NBAP-PROTOCOL-IES ::= {
    {ID id-PUSCH-Information-AddListIE-PSCH-ReconfRqst CRITICALITY reject TYPE PUSCH-Information-AddItem-PSCH-ReconfRqst PRESENCE
    mandatory}
}

PUSCH-Information-AddItem-PSCH-ReconfRqst ::= SEQUENCE {
    repetitionPeriod           RepetitionPeriod,
    repetitionLength           RepetitionLength,
    tdd-PhysicalChannelOffset  TDD-PhysicalChannelOffset,
    uL-Timeslot-InformationAddList-PSCH-ReconfRqst UL-Timeslot-InformationAddList-PSCH-ReconfRqst,
    iE-Extensions              ProtocolExtensionContainer { {PUSCH-Information-AddItem-PSCH-ReconfRqst-ExtIEs} } OPTIONAL,
    ...
}

PUSCH-Information-AddItem-PSCH-ReconfRqst-ExtIEs NBAP-PROTOCOL-EXTENSION ::= {
    ...
}

UL-Timeslot-InformationAddList-PSCH-ReconfRqst ::= SEQUENCE (SIZE (1..maxNrOfULTSs)) OF UL-Timeslot-InformationAddItem-PSCH-ReconfRqst

UL-Timeslot-InformationAddItem-PSCH-ReconfRqst ::= SEQUENCE {
    timeSlot                   TimeSlot,
    midambleShiftAndBurstType  MidambleShiftAndBurstType,
    tFCI-Presence              TFCI-Presence,
    uL-Code-InformationAddList-PSCH-ReconfRqst UL-Code-InformationAddList-PSCH-ReconfRqst,
    iE-Extensions              ProtocolExtensionContainer { { UL-Timeslot-InformationAddItem-PSCH-ReconfRqst-ExtIEs} } OPTIONAL,
    ...
}

UL-Timeslot-InformationAddItem-PSCH-ReconfRqst-ExtIEs NBAP-PROTOCOL-EXTENSION ::= {
    ...
}

UL-Code-InformationAddList-PSCH-ReconfRqst ::= SEQUENCE (SIZE (1..maxNrOfPUSCHs)) OF UL-Code-InformationAddItem-PSCH-ReconfRqst

```

```

UL-Code-InformationAddItem-PSCH-ReconfRqst ::= SEQUENCE {
    pUSCH-ID                PUSCH-ID,
    tdd-ChannelisationCode  TDD-ChannelisationCode,
    iE-Extensions           ProtocolExtensionContainer { { UL-Code-InformationAddItem-PSCH-ReconfRqst-ExtIEs} } OPTIONAL,
    ...
}

UL-Code-InformationAddItem-PSCH-ReconfRqst-ExtIEs NBAP-PROTOCOL-EXTENSION ::= {
    ...
}

PUSCH-AddInformation-LCR-AddItem-PSCH-ReconfRqst ::= SEQUENCE {
    repetitionPeriod        RepetitionPeriod,
    repetitionLength        RepetitionLength,
    tdd-PhysicalChannelOffset TDD-PhysicalChannelOffset,
    uL-Timeslot-InformationAddList-LCR-PSCH-ReconfRqst UL-Timeslot-InformationAddList-LCR-PSCH-ReconfRqst,
    iE-Extensions           ProtocolExtensionContainer { {PUSCH-AddInformation-LCR-AddItem-PSCH-ReconfRqst-ExtIEs} } OPTIONAL,
    ...
}

PUSCH-AddInformation-LCR-AddItem-PSCH-ReconfRqst-ExtIEs NBAP-PROTOCOL-EXTENSION ::= {
    ...
}

UL-Timeslot-InformationAddList-LCR-PSCH-ReconfRqst ::= SEQUENCE (SIZE (1.. maxNrOfULTSLCRs)) OF UL-Timeslot-InformationAddItem-LCR-PSCH-ReconfRqst

UL-Timeslot-InformationAddItem-LCR-PSCH-ReconfRqst ::= SEQUENCE {
    timeSlotLCR                TimeSlotLCR,
    midambleShiftLCR           MidambleShiftLCR,
    tFCI-Presence               TFCI-Presence,
    uL-Code-InformationAddList-LCR-PSCH-ReconfRqst UL-Code-InformationAddList-LCR-PSCH-ReconfRqst,
    iE-Extensions              ProtocolExtensionContainer { { UL-Timeslot-InformationAddItem-LCR-PSCH-ReconfRqst-ExtIEs} } OPTIONAL,
    ...
}

UL-Timeslot-InformationAddItem-LCR-PSCH-ReconfRqst-ExtIEs NBAP-PROTOCOL-EXTENSION ::= {
    ...
}

UL-Code-InformationAddList-LCR-PSCH-ReconfRqst ::= SEQUENCE (SIZE (1..maxNrOfPUSCHs)) OF UL-Code-InformationAddItem-LCR-PSCH-ReconfRqst

UL-Code-InformationAddItem-LCR-PSCH-ReconfRqst ::= SEQUENCE {
    pUSCH-ID                PUSCH-ID,
    tdd-ChannelisationCodeLCR TDD-ChannelisationCodeLCR,
    iE-Extensions           ProtocolExtensionContainer { { UL-Code-InformationAddItem-LCR-PSCH-ReconfRqst-ExtIEs} } OPTIONAL,
    ...
}

UL-Code-InformationAddItem-LCR-PSCH-ReconfRqst-ExtIEs NBAP-PROTOCOL-EXTENSION ::= {
    {ID id-PUSCH-Timeslot-Format-PSCH-ReconfRqst-LCR CRITICALITY reject EXTENSION TDD-UL-DPCH-TimeSlotFormat-LCR PRESENCE optional},
    ...
}

```

```

}

PUSCHSets-ModifyList-PSCH-ReconfRqst ::= SEQUENCE (SIZE (1..maxNrOfPUSCHSets)) OF PUSCHSets-ModifyItem-PSCH-ReconfRqst

PUSCHSets-ModifyItem-PSCH-ReconfRqst ::= SEQUENCE {
    PUSCHSet-ID,
    PUSCH-InformationList,
    iE-Extensions,
    ProtocolExtensionContainer { {PUSCHSets-ModifyItem-PSCH-ReconfRqst-ExtIEs} } OPTIONAL,
    ...
}

PUSCHSets-ModifyItem-PSCH-ReconfRqst-ExtIEs NBAP-PROTOCOL-EXTENSION ::= {
    ...
}

PUSCH-Information-ModifyList-PSCH-ReconfRqst ::= ProtocolIE-Single-Container {{ PUSCH-Information-ModifyListIEs-PSCH-ReconfRqst }}

PUSCH-Information-ModifyListIEs-PSCH-ReconfRqst NBAP-PROTOCOL-IES ::= {
    {ID id-PUSCH-Information-ModifyListIE-PSCH-ReconfRqst CRITICALITY reject TYPE PUSCH-Information-ModifyItem-PSCH-ReconfRqst PRESENCE optional}|
    {ID id-PUSCH-ModifyInformation-LCR-PSCH-ReconfRqst CRITICALITY reject TYPE PUSCH-ModifyInformation-LCR-ModifyItem-PSCH-ReconfRqst PRESENCE optional}
}

PUSCH-Information-ModifyItem-PSCH-ReconfRqst ::= SEQUENCE {
    repetitionPeriod RepetitionPeriod OPTIONAL,
    repetitionLength RepetitionLength OPTIONAL,
    tdd-PhysicalChannelOffset TDD-PhysicalChannelOffset OPTIONAL,
    uL-Timeslot-InformationModifyList-PSCH-ReconfRqst UL-Timeslot-InformationModifyList-PSCH-ReconfRqst OPTIONAL,
    iE-Extensions ProtocolExtensionContainer { {PUSCH-Information-ModifyItem-PSCH-ReconfRqst-ExtIEs} } OPTIONAL,
    ...
}

PUSCH-Information-ModifyItem-PSCH-ReconfRqst-ExtIEs NBAP-PROTOCOL-EXTENSION ::= {
    ...
}

UL-Timeslot-InformationModifyList-PSCH-ReconfRqst ::= SEQUENCE (SIZE (1..maxNrOfULTSs)) OF UL-Timeslot-InformationModifyItem-PSCH-ReconfRqst

UL-Timeslot-InformationModifyItem-PSCH-ReconfRqst ::= SEQUENCE {
    timeSlot TimeSlot,
    midambleShiftAndBurstType MidambleShiftAndBurstType OPTIONAL,
    tFCI-Presence TFCI-Presence OPTIONAL,
    uL-Code-InformationModifyList-PSCH-ReconfRqst UL-Code-InformationModifyList-PSCH-ReconfRqst OPTIONAL,
    iE-Extensions ProtocolExtensionContainer { { UL-Timeslot-InformationModifyItem-PSCH-ReconfRqst-ExtIEs} } OPTIONAL,
    ...
}

UL-Timeslot-InformationModifyItem-PSCH-ReconfRqst-ExtIEs NBAP-PROTOCOL-EXTENSION ::= {
    ...
}

UL-Code-InformationModifyList-PSCH-ReconfRqst ::= SEQUENCE (SIZE (1..maxNrOfPUSCHs)) OF UL-Code-InformationModifyItem-PSCH-ReconfRqst

```

```

UL-Code-InformationModifyItem-PSCH-ReconfRqst ::= SEQUENCE {
    pUSCH-ID                PUSCH-ID,
    tdd-ChannelisationCode  TDD-ChannelisationCode,
    iE-Extensions           ProtocolExtensionContainer { { UL-Code-InformationModifyItem-PSCH-ReconfRqst-ExtIEs } } OPTIONAL,
    ...
}

UL-Code-InformationModifyItem-PSCH-ReconfRqst-ExtIEs NBAP-PROTOCOL-EXTENSION ::= {
    ...
}

PUSCH-ModifyInformation-LCR-ModifyItem-PSCH-ReconfRqst ::= SEQUENCE {
    repetitionPeriod        RepetitionPeriod        OPTIONAL,
    repetitionLength        RepetitionLength        OPTIONAL,
    tdd-PhysicalChannelOffset TDD-PhysicalChannelOffset OPTIONAL,
    uL-Timeslot-InformationModifyList-LCR-PSCH-ReconfRqst UL-Timeslot-LCR-InformationModifyList-PSCH-ReconfRqst OPTIONAL,
    iE-Extensions           ProtocolExtensionContainer { { PUSCH-ModifyInformation-LCR-ModifyItem-PSCH-ReconfRqst-ExtIEs } } OPTIONAL,
    ...
}

PUSCH-ModifyInformation-LCR-ModifyItem-PSCH-ReconfRqst-ExtIEs NBAP-PROTOCOL-EXTENSION ::= {
    ...
}

UL-Timeslot-LCR-InformationModifyList-PSCH-ReconfRqst ::= SEQUENCE (SIZE (1..maxNrOfULTSLCRs)) OF UL-Timeslot-LCR-InformationModifyItem-PSCH-ReconfRqst

UL-Timeslot-LCR-InformationModifyItem-PSCH-ReconfRqst ::= SEQUENCE {
    timeSlotLCR            TimeSlotLCR,
    midambleShiftLCR      MidambleShiftLCR    OPTIONAL,
    tFCI-Presence          TFCI-Presence    OPTIONAL,
    uL-Code-LCR-InformationModifyList-PSCH-ReconfRqst UL-Code-LCR-InformationModifyList-PSCH-ReconfRqst OPTIONAL,
    iE-Extensions           ProtocolExtensionContainer { { UL-Timeslot-LCR-InformationModifyItem-PSCH-ReconfRqst-ExtIEs } } OPTIONAL,
    ...
}

UL-Timeslot-LCR-InformationModifyItem-PSCH-ReconfRqst-ExtIEs NBAP-PROTOCOL-EXTENSION ::= {
    ...
}

UL-Code-LCR-InformationModifyList-PSCH-ReconfRqst ::= SEQUENCE (SIZE (1..maxNrOfPUSCHs)) OF UL-Code-LCR-InformationModifyItem-PSCH-ReconfRqst

UL-Code-LCR-InformationModifyItem-PSCH-ReconfRqst ::= SEQUENCE {
    pUSCH-ID                PUSCH-ID,
    tdd-ChannelisationCodeLCR TDD-ChannelisationCodeLCR,
    iE-Extensions           ProtocolExtensionContainer { { UL-Code-LCR-InformationModifyItem-PSCH-ReconfRqst-ExtIEs } } OPTIONAL,
    ...
}

UL-Code-LCR-InformationModifyItem-PSCH-ReconfRqst-ExtIEs NBAP-PROTOCOL-EXTENSION ::= {

```

```

    {ID id-PUSCH-Timeslot-Format-PSCH-ReconfRqst-LCR          CRITICALITY reject          EXTENSION TDD-UL-DPCH-TimeSlotFormat-LCR          PRESENCE optional},
    ...
}

PUSCHSets-DeleteList-PSCH-ReconfRqst ::= SEQUENCE (SIZE (1..maxNrOfPUSCHSets)) OF PUSCHSets-DeleteItem-PSCH-ReconfRqst

PUSCHSets-DeleteItem-PSCH-ReconfRqst ::= SEQUENCE {
    pUSCHSet-ID                PUSCHSet-ID,
    iE-Extensions                ProtocolExtensionContainer { {PUSCHSets-DeleteItem-PSCH-ReconfRqst-ExtIEs} } OPTIONAL,
    ...
}

PUSCHSets-DeleteItem-PSCH-ReconfRqst-ExtIEs NBAP-PROTOCOL-EXTENSION ::= {
    ...
}

HS-PDSCH-TDD-Information-PSCH-ReconfRqst ::= SEQUENCE {
    dl-HS-PDSCH-Timeslot-Information-PSCH-ReconfRqst          DL-HS-PDSCH-Timeslot-Information-PSCH-ReconfRqst          OPTIONAL,
    dl-HS-PDSCH-Timeslot-Information-LCR-PSCH-ReconfRqst      DL-HS-PDSCH-Timeslot-Information-LCR-PSCH-ReconfRqst      OPTIONAL,
    iE-Extensions                ProtocolExtensionContainer { { HS-PDSCH-TDD-Information-PSCH-ReconfRqst-ExtIEs} } OPTIONAL,
    ...
}

HS-PDSCH-TDD-Information-PSCH-ReconfRqst-ExtIEs NBAP-PROTOCOL-EXTENSION ::= {
    ...
}

DL-HS-PDSCH-Timeslot-Information-PSCH-ReconfRqst ::= SEQUENCE (SIZE (1..maxNrOfDLTSs)) OF DL-HS-PDSCH-Timeslot-InformationItem-PSCH-ReconfRqst

DL-HS-PDSCH-Timeslot-InformationItem-PSCH-ReconfRqst ::= SEQUENCE {
    timeSlot                TimeSlot,
    midambleShiftAndBurstType MidambleShiftAndBurstType,
    dl-HS-PDSCH-Codelist-PSCH-ReconfRqst DL-HS-PDSCH-Codelist-PSCH-ReconfRqst,
    maxHSDSCH-HSSCCH-Power MaximumTransmissionPower OPTIONAL,
    iE-Extensions                ProtocolExtensionContainer { { DL-HS-PDSCH-Timeslot-InformationItem-PSCH-ReconfRqst-ExtIEs} } OPTIONAL,
    ...
}

DL-HS-PDSCH-Timeslot-InformationItem-PSCH-ReconfRqst-ExtIEs NBAP-PROTOCOL-EXTENSION ::= {
    ...
}

DL-HS-PDSCH-Codelist-PSCH-ReconfRqst ::= SEQUENCE (SIZE (1..maxNrOfHSPDSCHs)) OF TDD-ChannelisationCode

DL-HS-PDSCH-Timeslot-Information-LCR-PSCH-ReconfRqst ::= SEQUENCE (SIZE (1..maxNrOfDLTSLCRs)) OF DL-HS-PDSCH-Timeslot-InformationItem-LCR-PSCH-ReconfRqst

DL-HS-PDSCH-Timeslot-InformationItem-LCR-PSCH-ReconfRqst ::= SEQUENCE {
    timeSlot                TimeSlotLCR,
    midambleShiftAndBurstType MidambleShiftLCR,
    dl-HS-PDSCH-Codelist-LCR-PSCH-ReconfRqst DL-HS-PDSCH-Codelist-LCR-PSCH-ReconfRqst,
    maxHSDSCH-HSSCCH-Power MaximumTransmissionPower OPTIONAL,
}

```

```

    iE-Extensions          ProtocolExtensionContainer { { DL-HS-PDSCH-Timeslot-InformationItem-LCR-PSCH-ReconfRqst-ExtIEs } }
    OPTIONAL,
    ...
}

DL-HS-PDSCH-Timeslot-InformationItem-LCR-PSCH-ReconfRqst-ExtIEs NBAP-PROTOCOL-EXTENSION ::= {
    ...
}

DL-HS-PDSCH-Codelist-LCR-PSCH-ReconfRqst ::= SEQUENCE (SIZE (1..maxNrOfHSPDSCHs)) OF TDD-ChannelisationCode

Add-To-HS-SCCH-Resource-Pool-PSCH-ReconfRqst ::= SEQUENCE {
    hS-SCCH-Information-PSCH-ReconfRqst      HS-SCCH-Information-PSCH-ReconfRqst      OPTIONAL,
    hS-SCCH-Information-LCR-PSCH-ReconfRqst  HS-SCCH-Information-LCR-PSCH-ReconfRqst  OPTIONAL,
    iE-Extensions                            ProtocolExtensionContainer { { Add-To-HS-SCCH-Resource-Pool-PSCH-ReconfRqst-ExtIEs } }  OPTIONAL,
    ...
}

Add-To-HS-SCCH-Resource-Pool-PSCH-ReconfRqst-ExtIEs NBAP-PROTOCOL-EXTENSION ::= {
    ...
}

HS-SCCH-Information-PSCH-ReconfRqst ::= SEQUENCE (SIZE (1..maxNrOfHSSCCHs)) OF HS-SCCH-InformationItem-PSCH-ReconfRqst

HS-SCCH-InformationItem-PSCH-ReconfRqst ::= SEQUENCE {
    hS-SCCH-ID                HS-SCCH-ID,
    timeSlot                  TimeSlot,
    midambleShiftAndBurstType MidambleShiftAndBurstType,
    tdd-ChannelisationCode    TDD-ChannelisationCode,
    hS-SCCH-MaxPower          DL-Power,
    hS-SICH-Information       HS-SICH-Information-PSCH-ReconfRqst,
    iE-Extensions            ProtocolExtensionContainer { { HS-SCCH-InformationItem-PSCH-ReconfRqst-ExtIEs } }  OPTIONAL,
    ...
}

HS-SCCH-InformationItem-PSCH-ReconfRqst-ExtIEs NBAP-PROTOCOL-EXTENSION ::= {
    ...
}

HS-SICH-Information-PSCH-ReconfRqst ::= SEQUENCE {
    hsSICH-ID                HS-SICH-ID,
    timeSlot                  TimeSlot,
    midambleShiftAndBurstType MidambleShiftAndBurstType,
    tdd-ChannelisationCode    TDD-ChannelisationCode,
    iE-Extensions            ProtocolExtensionContainer { { HS-SICH-Information-PSCH-ReconfRqst-ExtIEs } }  OPTIONAL,
    ...
}

HS-SICH-Information-PSCH-ReconfRqst-ExtIEs NBAP-PROTOCOL-EXTENSION ::= {
    ...
}

HS-SCCH-Information-LCR-PSCH-ReconfRqst ::= SEQUENCE (SIZE (1..maxNrOfHSSCCHs)) OF HS-SCCH-InformationItem-LCR-PSCH-ReconfRqst

```

```

HS-SCCH-InformationItem-LCR-PSCH-ReconfRqst ::= SEQUENCE {
    hS-SCCH-ID                HS-SCCH-ID,
    timeSlotLCR                TimeSlotLCR,
    midambleShiftLCR          MidambleShiftLCR,
    first-TDD-ChannelisationCode  TDD-ChannelisationCode,
    second-TDD-ChannelisationCode  TDD-ChannelisationCode,
    hS-SCCH-MaxPower           DL-Power,
    hS-SICH-Information-LCR     HS-SICH-Information-LCR-PSCH-ReconfRqst,
    iE-Extensions              ProtocolExtensionContainer { { HS-SCCH-InformationItem-LCR-PSCH-ReconfRqst-ExtIEs} } OPTIONAL,
    ...
}

HS-SCCH-InformationItem-LCR-PSCH-ReconfRqst-ExtIEs  NBAP-PROTOCOL-EXTENSION ::= {
    ...
}

HS-SICH-Information-LCR-PSCH-ReconfRqst ::= SEQUENCE {
    hS-SICH-ID                HS-SICH-ID,
    timeSlotLCR                TimeSlotLCR,
    midambleShiftLCR          MidambleShiftLCR,
    tdd-ChannelisationCode     TDD-ChannelisationCode,
    iE-Extensions              ProtocolExtensionContainer { { HS-SICH-Information-LCR-PSCH-ReconfRqst-ExtIEs} } OPTIONAL,
    ...
}

HS-SICH-Information-LCR-PSCH-ReconfRqst-ExtIEs  NBAP-PROTOCOL-EXTENSION ::= {
    ...
}

Modify-HS-SCCH-Resource-Pool-PSCH-ReconfRqst ::= SEQUENCE {
    hS-SCCH-InformationModify-PSCH-ReconfRqst  OPTIONAL,
    hS-SCCH-InformationModify-LCR-PSCH-ReconfRqst  HS-SCCH-InformationModify-LCR-PSCH-ReconfRqst OPTIONAL,
    iE-Extensions              ProtocolExtensionContainer { { Modify-HS-SCCH-Resource-Pool-PSCH-ReconfRqst-ExtIEs} } OPTIONAL,
    ...
}

Modify-HS-SCCH-Resource-Pool-PSCH-ReconfRqst-ExtIEs  NBAP-PROTOCOL-EXTENSION ::= {
    ...
}

HS-SCCH-InformationModify-PSCH-ReconfRqst ::= SEQUENCE (SIZE (1..maxNrOfHSSCCHs)) OF HS-SCCH-InformationModifyItem-PSCH-ReconfRqst

HS-SCCH-InformationModifyItem-PSCH-ReconfRqst ::= SEQUENCE {
    hS-SCCH-ID                HS-SCCH-ID,
    timeSlot                    TimeSlot OPTIONAL,
    midambleShiftAndBurstType  MidambleShiftAndBurstType OPTIONAL,
    tdd-ChannelisationCode     TDD-ChannelisationCode OPTIONAL,
    hS-SCCH-MaxPower           DL-Power OPTIONAL,
    hS-SICH-Information         HS-SICH-InformationModify-PSCH-ReconfRqst OPTIONAL,
    iE-Extensions              ProtocolExtensionContainer { { HS-SCCH-InformationModifyItem-PSCH-ReconfRqst-ExtIEs} } OPTIONAL,
    ...
}

```



```

HS-SCCH-InformationModifyItem-PSCH-ReconfRqst-ExtIEs  NBAP-PROTOCOL-EXTENSION ::= {
  ...
}

HS-SICH-InformationModify-PSCH-ReconfRqst ::= SEQUENCE {
  hsSICH-ID                HS-SICH-ID,
  timeSlot                 TimeSlot    OPTIONAL,
  midambleShiftAndBurstType MidambleShiftAndBurstType  OPTIONAL,
  tdd-ChannelisationCode   TDD-ChannelisationCode  OPTIONAL,
  iE-Extensions            ProtocolExtensionContainer { { HS-SICH-InformationModify-PSCH-ReconfRqst-ExtIEs } }  OPTIONAL,
  ...
}

HS-SICH-InformationModify-PSCH-ReconfRqst-ExtIEs  NBAP-PROTOCOL-EXTENSION ::= {
  ...
}

HS-SCCH-InformationModify-LCR-PSCH-ReconfRqst ::= SEQUENCE (SIZE (1..maxNrOfHSSCCHs)) OF HS-SCCH-InformationModifyItem-LCR-PSCH-ReconfRqst

HS-SCCH-InformationModifyItem-LCR-PSCH-ReconfRqst ::= SEQUENCE {
  hS-SCCH-ID                HS-SCCH-ID,
  timeSlotLCR               TimeSlotLCR  OPTIONAL,
  midambleShiftLCR          MidambleShiftLCR  OPTIONAL,
  first-TDD-ChannelisationCode TDD-ChannelisationCode  OPTIONAL,
  second-TDD-ChannelisationCode TDD-ChannelisationCode  OPTIONAL,
  hS-SCCH-MaxPower          DL-Power    OPTIONAL,
  hS-SICH-Information-LCR   HS-SICH-InformationModify-LCR-PSCH-ReconfRqst  OPTIONAL,
  iE-Extensions            ProtocolExtensionContainer { { HS-SCCH-InformationModifyItem-LCR-PSCH-ReconfRqst-ExtIEs } }  OPTIONAL,
  ...
}

HS-SCCH-InformationModifyItem-LCR-PSCH-ReconfRqst-ExtIEs  NBAP-PROTOCOL-EXTENSION ::= {
  ...
}

HS-SICH-InformationModify-LCR-PSCH-ReconfRqst ::= SEQUENCE {
  hsSICH-ID                HS-SICH-ID,
  timeSlotLCR               TimeSlotLCR  OPTIONAL,
  midambleShiftLCR          MidambleShiftLCR  OPTIONAL,
  tdd-ChannelisationCode   TDD-ChannelisationCode  OPTIONAL,
  iE-Extensions            ProtocolExtensionContainer { { HS-SICH-InformationModify-LCR-PSCH-ReconfRqst-ExtIEs } }  OPTIONAL,
  ...
}

HS-SICH-InformationModify-LCR-PSCH-ReconfRqst-ExtIEs  NBAP-PROTOCOL-EXTENSION ::= {
  ...
}

Delete-From-HS-SCCH-Resource-Pool-PSCH-ReconfRqst ::= SEQUENCE (SIZE (1..maxNrOfHSSCCHs)) OF Delete-From-HS-SCCH-Resource-PoolItem-PSCH-ReconfRqst

Delete-From-HS-SCCH-Resource-PoolItem-PSCH-ReconfRqst ::= SEQUENCE {
  hS-SCCH-ID                HS-SCCH-ID,

```

```

    iE-Extensions          ProtocolExtensionContainer { { Delete-From-HS-SCCH-Resource-PoolItem-PSCH-ReconfRqst-ExtIEs} }
    OPTIONAL,
    ...
}

Delete-From-HS-SCCH-Resource-PoolItem-PSCH-ReconfRqst-ExtIEs NBAP-PROTOCOL-EXTENSION ::= {
    ...
}

-- *****
--
-- PHYSICAL SHARED CHANNEL RECONFIGURATION RESPONSE
--
-- *****

PhysicalSharedChannelReconfigurationResponse ::= SEQUENCE {
    protocolIEs          ProtocolIE-Container {{PhysicalSharedChannelReconfigurationResponse-IEs}},
    protocolExtensions  ProtocolExtensionContainer {{PhysicalSharedChannelReconfigurationResponse-Extensions}}      OPTIONAL,
    ...
}

PhysicalSharedChannelReconfigurationResponse-IEs NBAP-PROTOCOL-IES ::= {
    { ID      id-CriticalityDiagnostics      CRITICALITY ignore      TYPE      CriticalityDiagnostics      PRESENCE optional },
    ...
}

PhysicalSharedChannelReconfigurationResponse-Extensions NBAP-PROTOCOL-EXTENSION ::= {
    ...
}

-- *****
--
-- PHYSICAL SHARED CHANNEL RECONFIGURATION FAILURE
--
-- *****

PhysicalSharedChannelReconfigurationFailure ::= SEQUENCE {
    protocolIEs          ProtocolIE-Container {{PhysicalSharedChannelReconfigurationFailure-IEs}},
    protocolExtensions  ProtocolExtensionContainer {{PhysicalSharedChannelReconfigurationFailure-Extensions}}      OPTIONAL,
    ...
}

PhysicalSharedChannelReconfigurationFailure-IEs NBAP-PROTOCOL-IES ::= {
    { ID      id-CauseLevel-PSCH-ReconfFailure      CRITICALITY ignore      TYPE CauseLevel-PSCH-ReconfFailure      PRESENCE mandatory }|
    { ID      id-CriticalityDiagnostics      CRITICALITY ignore      TYPE      CriticalityDiagnostics      PRESENCE optional },
    ...
}

PhysicalSharedChannelReconfigurationFailure-Extensions NBAP-PROTOCOL-EXTENSION ::= {
    ...
}

CauseLevel-PSCH-ReconfFailure ::= CHOICE {

```

```

    generalCause          GeneralCauseList-PSCH-ReconfFailure,
    setSpecificCause      SetSpecificCauseList-PSCH-ReconfFailureTDD,
    ...
}

GeneralCauseList-PSCH-ReconfFailure ::= SEQUENCE {
    cause                  Cause,
    iE-Extensions          ProtocolExtensionContainer { { GeneralCauseItem-PSCH-ReconfFailure-ExtIEs} } OPTIONAL,
    ...
}

GeneralCauseItem-PSCH-ReconfFailure-ExtIEs NBAP-PROTOCOL-EXTENSION ::= {
    ...
}

SetSpecificCauseList-PSCH-ReconfFailureTDD ::= SEQUENCE {
    unsuccessful-PDSCHSetList-PSCH-ReconfFailureTDD Unsuccessful-PDSCHSetList-PSCH-ReconfFailureTDD OPTIONAL,
    unsuccessful-PUSCHSetList-PSCH-ReconfFailureTDD Unsuccessful-PUSCHSetList-PSCH-ReconfFailureTDD OPTIONAL,
    iE-Extensions          ProtocolExtensionContainer { { SetSpecificCauseItem-PSCH-ReconfFailureTDD-ExtIEs} } OPTIONAL,
    ...
}

SetSpecificCauseItem-PSCH-ReconfFailureTDD-ExtIEs NBAP-PROTOCOL-EXTENSION ::= {
    ...
}

Unsuccessful-PDSCHSetList-PSCH-ReconfFailureTDD ::= SEQUENCE (SIZE (0.. maxNrOfPDSCHSets)) OF ProtocolIE-Single-Container {{ Unsuccessful-PDSCHSetItemIE-PSCH-ReconfFailureTDD }}

Unsuccessful-PDSCHSetItemIE-PSCH-ReconfFailureTDD NBAP-PROTOCOL-IES ::= {
    { ID      id-Unsuccessful-PDSCHSetItem-PSCH-ReconfFailureTDD CRITICALITY ignore TYPE Unsuccessful-PDSCHSetItem-PSCH-ReconfFailureTDDPRESENCE mandatory}
}

Unsuccessful-PDSCHSetItem-PSCH-ReconfFailureTDD ::= SEQUENCE {
    pDSCHSet-ID          PDSCHSet-ID,
    cause                 Cause,
    iE-Extensions          ProtocolExtensionContainer { {Unsuccessful-PDSCHSetItem-PSCH-ReconfFailureTDD-ExtIEs} } OPTIONAL,
    ...
}

Unsuccessful-PDSCHSetItem-PSCH-ReconfFailureTDD-ExtIEs NBAP-PROTOCOL-EXTENSION ::= {
    ...
}

Unsuccessful-PUSCHSetList-PSCH-ReconfFailureTDD ::= SEQUENCE (SIZE (0.. maxNrOfPUSCHSets)) OF ProtocolIE-Single-Container {{ Unsuccessful-PUSCHSetItemIE-PSCH-ReconfFailureTDD }}

Unsuccessful-PUSCHSetItemIE-PSCH-ReconfFailureTDD NBAP-PROTOCOL-IES ::= {
    { ID      id-Unsuccessful-PUSCHSetItem-PSCH-ReconfFailureTDD CRITICALITY ignore TYPE Unsuccessful-PUSCHSetItem-PSCH-ReconfFailureTDDPRESENCE mandatory}
}

```

```

Unsuccessful-PUSCHSetItem-PSCH-ReconfFailureTDD ::= SEQUENCE {
    pUSCHSet-ID          PUSCHSet-ID,
    cause                Cause,
    iE-Extensions       ProtocolExtensionContainer { {Unsuccessful-PUSCHSetItem-PSCH-ReconfFailureTDD-ExtIEs} } OPTIONAL,
    ...
}

Unsuccessful-PUSCHSetItem-PSCH-ReconfFailureTDD-ExtIEs NBAP-PROTOCOL-EXTENSION ::= {
    ...
}

-- *****
--
-- RESET REQUEST
--
-- *****

ResetRequest ::= SEQUENCE {
    protocolIEs          ProtocolIE-Container  {{ResetRequest-IEs}},
    protocolExtensions   ProtocolExtensionContainer  {{ResetRequest-Extensions}} OPTIONAL,
    ...
}

ResetRequest-IEs NBAP-PROTOCOL-IES ::= {
    {ID id-ResetIndicator      CRITICALITY ignore      TYPE      ResetIndicator      PRESENCE      mandatory},
    ...
}

ResetRequest-Extensions NBAP-PROTOCOL-EXTENSION ::= {
    ...
}

ResetIndicator ::= CHOICE {
    communicationContext      CommunicationContextList-Reset,
    communicationControlPort   CommunicationControlPortList-Reset,
    nodeB                      NULL,
    ...
}

CommunicationContextList-Reset ::= SEQUENCE {
    communicationContextInfoList-Reset      CommunicationContextInfoList-Reset,
    iE-Extensions                           ProtocolExtensionContainer  { {CommunicationContextItem-Reset-ExtIEs} } OPTIONAL,
    ...
}

```

```

CommunicationContextItem-Reset-ExtIEs NBAP-PROTOCOL-EXTENSION ::= {
    ...
}

CommunicationContextInfoList-Reset ::= SEQUENCE (SIZE (1.. maxCommunicationContext)) OF ProtocolIE-Single-Container {{
CommunicationContextInfoItemIE-Reset }}

CommunicationContextInfoItemIE-Reset NBAP-PROTOCOL-IES ::= {
    {ID id-CommunicationContextInfoItem-Reset          CRITICALITY reject          TYPE CommunicationContextInfoItem-Reset          PRESENCE mandatory}
}

CommunicationContextInfoItem-Reset ::= SEQUENCE {
    communicationContextType-Reset          CommunicationContextType-Reset,
    iE-Extensions                          ProtocolExtensionContainer { { CommunicationContextInfoItem-Reset-ExtIEs} } OPTIONAL,
    ...
}

CommunicationContextInfoItem-Reset-ExtIEs NBAP-PROTOCOL-EXTENSION ::= {
    ...
}

CommunicationContextType-Reset ::= CHOICE {
    cRNC-CommunicationContextID             CRNC-CommunicationContextID,
    nodeB-CommunicationContextID           NodeB-CommunicationContextID,
    ...
}

CommunicationControlPortList-Reset ::= SEQUENCE {
    communicationControlPortInfoList-Reset  CommunicationControlPortInfoList-Reset,
    iE-Extensions                          ProtocolExtensionContainer { {CommunicationControlPortItem-Reset-ExtIEs} } OPTIONAL,
    ...
}

CommunicationControlPortItem-Reset-ExtIEs NBAP-PROTOCOL-EXTENSION ::= {
    ...
}

CommunicationControlPortInfoList-Reset ::= SEQUENCE (SIZE (1.. maxCCPinNodeB)) OF ProtocolIE-Single-Container
{{CommunicationControlPortInfoItemIE-Reset }}

```

```

CommunicationControlPortInfoItemIE-Reset NBAP-PROTOCOL-IES ::= {
  {ID id-CommunicationControlPortInfoItem-Reset      CRITICALITY reject      TYPE CommunicationControlPortInfoItem-Reset      PRESENCE mandatory}
}

CommunicationControlPortInfoItem-Reset ::= SEQUENCE {
  communicationControlPortID      CommunicationControlPortID,
  iE-Extensions                    ProtocolExtensionContainer { {CommunicationControlPortInfoItem-Reset-ExtIEs} } OPTIONAL,
  ...
}

CommunicationControlPortInfoItem-Reset-ExtIEs NBAP-PROTOCOL-EXTENSION ::= {
  ...
}

-- *****
--
-- RESET RESPONSE
--
-- *****

ResetResponse ::= SEQUENCE {
  protocolIEs      ProtocolIE-Container      {{ResetResponse-IEs}},
  protocolExtensions      ProtocolExtensionContainer      {{ResetResponse-Extensions}}      OPTIONAL,
  ...
}

ResetResponse-IEs NBAP-PROTOCOL-IES ::= {
  {ID id-CriticalityDiagnostics      CRITICALITY      ignore      TYPE      CriticalityDiagnostics      PRESENCE optional},
  ...
}

ResetResponse-Extensions NBAP-PROTOCOL-EXTENSION ::= {
  ...
}

-- *****
--
-- INFORMATION EXCHANGE INITIATION REQUEST
--
-- *****

InformationExchangeInitiationRequest ::= SEQUENCE {
  protocolIEs      ProtocolIE-Container      {{InformationExchangeInitiationRequest-IEs}},
  protocolExtensions      ProtocolExtensionContainer      {{InformationExchangeInitiationRequest-Extensions}}      OPTIONAL,
  ...
}

InformationExchangeInitiationRequest-IEs NBAP-PROTOCOL-IES ::= {

```

```

    { ID      id-InformationExchangeID
      PRESENCE mandatory }|
  { ID      id-InformationExchangeObjectType-InfEx-Rqst
    PRESENCE mandatory }|
InfEx-Rqst
  { ID      id-InformationType
    }|
  { ID      id-InformationReportCharacteristics
    PRESENCE mandatory},
  ...
}

InformationExchangeInitiationRequest-Extensions NBAP-PROTOCOL-EXTENSION ::= {
  ...
}

InformationExchangeObjectType-InfEx-Rqst ::= CHOICE {
  cell
    Cell-InfEx-Rqst,
  ...
}

Cell-InfEx-Rqst ::= SEQUENCE {
  c-ID
    C-ID,
  iE-Extensions
    ProtocolExtensionContainer { { CellItem-InfEx-Rqst-ExtIEs } }
  ...
}

CellItem-InfEx-Rqst-ExtIEs NBAP-PROTOCOL-EXTENSION ::= {
  ...
}

-- *****
--
-- INFORMATION EXCHANGE INITIATION RESPONSE
--
-- *****

InformationExchangeInitiationResponse ::= SEQUENCE {
  protocolIEs
    ProtocolIE-Container {{InformationExchangeInitiationResponse-IEs}},
  protocolExtensions
    ProtocolExtensionContainer {{InformationExchangeInitiationResponse-Extensions}}
  ...
}

InformationExchangeInitiationResponse-IEs NBAP-PROTOCOL-IES ::= {
  { ID      id-InformationExchangeID
    PRESENCE mandatory }|
  { ID      id-InformationExchangeObjectType-InfEx-Rsp
    CRITICALITY ignore
    optional }|
  { ID      id-CriticalityDiagnostics
    CRITICALITY ignore
    TYPE    CriticalityDiagnostics
    PRESENCE optional },
  ...
}

InformationExchangeInitiationResponse-Extensions NBAP-PROTOCOL-EXTENSION ::= {
  ...
}

```

```

InformationExchangeObjectType-InfEx-Rsp ::= CHOICE {
    cell                Cell-InfEx-Rsp,
    ...
}

Cell-InfEx-Rsp ::= SEQUENCE {
    requestedDataValue    RequestedDataValue,
    iE-Extensions         ProtocolExtensionContainer { { CellItem-InfEx-Rsp-ExtIEs } }           OPTIONAL,
    ...
}

CellItem-InfEx-Rsp-ExtIEs NBAP-PROTOCOL-EXTENSION ::= {
    ...
}

-- *****
--
-- INFORMATION EXCHANGE INITIATION FAILURE
--
-- *****

InformationExchangeInitiationFailure ::= SEQUENCE {
    protocolIEs           ProtocolIE-Container  {{InformationExchangeInitiationFailure-IEs}},
    protocolExtensions    ProtocolExtensionContainer  {{InformationExchangeInitiationFailure-Extensions}}           OPTIONAL,
    ...
}

InformationExchangeInitiationFailure-IEs NBAP-PROTOCOL-IES ::= {
    { ID    id-InformationExchangeID          CRITICALITY    ignore          TYPE    InformationExchangeID          PRESENCE mandatory }|
    { ID    id-Cause                          CRITICALITY    ignore          TYPE    Cause                          PRESENCE mandatory }|
    { ID    id-CriticalityDiagnostics          CRITICALITY    ignore          TYPE    CriticalityDiagnostics              PRESENCE optional },
    ...
}

InformationExchangeInitiationFailure-Extensions NBAP-PROTOCOL-EXTENSION ::= {
    ...
}

-- *****
--
-- INFORMATION REPORT
--
-- *****

InformationReport ::= SEQUENCE {
    protocolIEs           ProtocolIE-Container  {{InformationReport-IEs}},
    protocolExtensions    ProtocolExtensionContainer  {{InformationReport-Extensions}}           OPTIONAL,
    ...
}

InformationReport-IEs NBAP-PROTOCOL-IES ::= {
    { ID    id-InformationExchangeID          CRITICALITY    ignore          TYPE    InformationExchangeID
      PRESENCE    mandatory }|

```



```

    { ID      id-InformationExchangeObjectType-InfEx-Rprt      CRITICALITY ignore      TYPE      InformationExchangeObjectType-InfEx-Rprt      PRESENCE
      mandatory    },
    ...
}

InformationReport-Extensions NBAP-PROTOCOL-EXTENSION ::= {
    ...
}

InformationExchangeObjectType-InfEx-Rprt ::= CHOICE {
    cell                Cell-Inf-Rprt,
    ...
}

Cell-Inf-Rprt ::= SEQUENCE {
    requestedDataValueInformation    RequestedDataValueInformation,
    iE-Extensions                    ProtocolExtensionContainer  {{ CellItem-Inf-Rprt-ExtIEs }}      OPTIONAL,
    ...
}

CellItem-Inf-Rprt-ExtIEs NBAP-PROTOCOL-EXTENSION ::= {
    ...
}

-- *****
--
-- INFORMATION EXCHANGE TERMINATION REQUEST
--
-- *****

InformationExchangeTerminationRequest ::= SEQUENCE {
    protocolIEs                ProtocolIE-Container    {{InformationExchangeTerminationRequest-IEs}},
    protocolExtensions          ProtocolExtensionContainer  {{InformationExchangeTerminationRequest-Extensions}}      OPTIONAL,
    ...
}

InformationExchangeTerminationRequest-IEs NBAP-PROTOCOL-IES ::= {
    { ID      id-InformationExchangeID      CRITICALITY ignore      TYPE      InformationExchangeID      PRESENCE mandatory},
    ...
}

InformationExchangeTerminationRequest-Extensions NBAP-PROTOCOL-EXTENSION ::= {
    ...
}

-- *****
--
-- INFORMATION EXCHANGE FAILURE INDICATION
--
-- *****

InformationExchangeFailureIndication ::= SEQUENCE {
    protocolIEs                ProtocolIE-Container    {{InformationExchangeFailureIndication-IEs}},

```

```

    protocolExtensions      ProtocolExtensionContainer  {{InformationExchangeFailureIndication-Extensions}}
    ...
}

InformationExchangeFailureIndication-IEs NBAP-PROTOCOL-IES ::= {
  { ID      id-InformationExchangeID          CRITICALITY ignore      TYPE      InformationExchangeID          PRESENCE mandatory }|
  { ID      id-Cause                          CRITICALITY ignore      TYPE      Cause                          PRESENCE mandatory },
  ...
}

InformationExchangeFailureIndication-Extensions NBAP-PROTOCOL-EXTENSION ::= {
  ...
}

-- *****
--
-- CELL SYNCHRONISATION INITIATION REQUEST TDD
--
-- *****

CellSynchronisationInitiationRequestTDD ::= SEQUENCE {
  protocolIEs      ProtocolIE-Container  {{CellSynchronisationInitiationRequestTDD-IEs}},
  protocolExtensions  ProtocolExtensionContainer  {{CellSynchronisationInitiationRequestTDD-Extensions}}  OPTIONAL,
  ...
}

CellSynchronisationInitiationRequestTDD-Extensions NBAP-PROTOCOL-EXTENSION ::= {
  { ID      id-SYNCD1CodeId-TransInitLCR-CellSyncInitiationRqstTDD      CRITICALITY      reject      EXTENSION      SYNCD1CodeId-
TransInitLCR-CellSyncInitiationRqstTDD      PRESENCE      optional      }| -- Applicable to 1.28Mcps TDD only
  { ID      id-SYNCD1CodeId-MeasureInitLCR-CellSyncInitiationRqstTDD      CRITICALITY      reject      EXTENSION      SYNCD1CodeId-
MeasureInitLCR-CellSyncInitiationRqstTDD      PRESENCE      optional      }, -- Applicable to 1.28Mcps TDD only
  ...
}

CellSynchronisationInitiationRequestTDD-IEs NBAP-PROTOCOL-IES ::= {
  { ID      id-C-ID          CRITICALITY      reject      TYPE      C-ID          PRESENCE mandatory }|
  { ID      id-cellSyncBurstRepetitionPeriod      CRITICALITY      reject      TYPE      CellSyncBurstRepetitionPeriod      PRESENCE mandatory }|
  { ID      id-timeslotInfo-CellSyncInitiationRqstTDD      CRITICALITY      reject      TYPE      TimeslotInfo-CellSyncInitiationRqstTDD      PRESENCE
optional      }| -- Mandatory for 3.84Mcps TDD. Not Applicable to 1.28Mcps TDD.
  { ID      id-CellSyncBurstTransInit-CellSyncInitiationRqstTDD      CRITICALITY      reject      TYPE      CellSyncBurstTransInit-
CellSyncInitiationRqstTDD      PRESENCE      optional      }| -- Applicable to 3.84Mcps TDD only
  { ID      id-CellSyncBurstMeasureInit-CellSyncInitiationRqstTDD      CRITICALITY      reject      TYPE      CellSyncBurstMeasureInit-
CellSyncInitiationRqstTDD      PRESENCE      optional      }, -- Applicable to 3.84Mcps TDD only
  ...
}

CellSyncBurstTransInit-CellSyncInitiationRqstTDD ::= SEQUENCE {
  cSBTransmissionID      CSBTransmissionID,
  sfn                      SFN,
  cellSyncBurstCode      CellSyncBurstCode,
  cellSyncBurstCodeShift  CellSyncBurstCodeShift,
  initialDLTransPower     DL-Power,
  iE-Extensions           ProtocolExtensionContainer { { CellSyncBurstTransInit-CellSyncInitiationRqstTDD-ExtIEs } }  OPTIONAL,
  ...
}

```

```

}

CellSyncBurstTransInit-CellSyncInitiationRqstTDD-ExtIEs NBAP-PROTOCOL-EXTENSION ::= {
  ...
}

TimeslotInfo-CellSyncInitiationRqstTDD ::= SEQUENCE (SIZE (1..15)) OF Timeslot

CellSyncBurstMeasureInit-CellSyncInitiationRqstTDD ::= SEQUENCE {
  cSBMeasurementID          CSBMeasurementID,
  cellSyncBurstCode         CellSyncBurstCode,
  cellSyncBurstCodeShift   CellSyncBurstCodeShift,
  synchronisationReportType SynchronisationReportType,
  sfn                       SFN OPTIONAL,
  synchronisationReportCharacteristics SynchronisationReportCharacteristics,
  iE-Extensions            ProtocolExtensionContainer { { CellSyncBurstMeasureInit-CellSyncInitiationRqstTDD-ExtIEs } }
  OPTIONAL,
  ...
}

CellSyncBurstMeasureInit-CellSyncInitiationRqstTDD-ExtIEs NBAP-PROTOCOL-EXTENSION ::= {
  ...
}

SYNCd1CodeId-TransInitLCR-CellSyncInitiationRqstTDD ::= SEQUENCE {
  cSBTransmissionID        CSBTransmissionID,
  sfn                      SFN,
  uARFCN                   UARFCN,
  SYNCd1CodeId             SYNCd1CodeId,
  dwPCH-Power              DwPCH-Power,
  iE-Extensions            ProtocolExtensionContainer { { SYNCd1CodeId-TransInitLCR-CellSyncInitiationRqstTDD-ExtIEs } }
  OPTIONAL,
  ...
}

SYNCd1CodeId-TransInitLCR-CellSyncInitiationRqstTDD-ExtIEs NBAP-PROTOCOL-EXTENSION ::= {
  ...
}

SYNCd1CodeId-MeasureInitLCR-CellSyncInitiationRqstTDD ::= SEQUENCE {
  cSBMeasurementID        CSBMeasurementID,
  sfn                     SFN OPTIONAL,
  uARFCN                  UARFCN,
  SYNCd1CodeId            SYNCd1CodeId,
  synchronisationReportType SynchronisationReportType,
  synchronisationReportCharacteristics SynchronisationReportCharacteristics,
  iE-Extensions            ProtocolExtensionContainer { { SYNCd1CodeId-MeasureInitLCR-CellSyncInitiationRqstTDD-ExtIEs } }
  OPTIONAL,
  ...
}

SYNCd1CodeId-MeasureInitLCR-CellSyncInitiationRqstTDD-ExtIEs NBAP-PROTOCOL-EXTENSION ::= {
  ...
}

```

```
-- *****
--
-- CELL SYNCHRONISATION INITIATION RESPONSE TDD
--
-- *****
```

```
CellSynchronisationInitiationResponseTDD ::= SEQUENCE {
    protocolIEs          ProtocolIE-Container    {{CellSynchronisationInitiationResponseTDD-IEs}},
    protocolExtensions   ProtocolExtensionContainer {{CellSynchronisationInitiationResponseTDD-Extensions}}  OPTIONAL,
    ...
}
```

```
CellSynchronisationInitiationResponseTDD-Extensions NBAP-PROTOCOL-EXTENSION ::= {
    ...
}
```

```
CellSynchronisationInitiationResponseTDD-IEs NBAP-PROTOCOL-IES ::= {
    { ID      id-CriticalityDiagnostics          CRITICALITY   ignore      TYPE      CriticalityDiagnostics          PRESENCE
      optional  },
    ...
}
```

```
-- *****
--
-- CELL SYNCHRONISATION INITIATION FAILURE TDD
--
-- *****
```

```
CellSynchronisationInitiationFailureTDD ::= SEQUENCE {
    protocolIEs          ProtocolIE-Container    {{CellSynchronisationInitiationFailureTDD-IEs}},
    protocolExtensions   ProtocolExtensionContainer {{CellSynchronisationInitiationFailureTDD-Extensions}}  OPTIONAL,
    ...
}
```

```
CellSynchronisationInitiationFailureTDD-Extensions NBAP-PROTOCOL-EXTENSION ::= {
    ...
}
```

```
CellSynchronisationInitiationFailureTDD-IEs NBAP-PROTOCOL-IES ::= {
    { ID      id-Cause          CRITICALITY   ignore      TYPE      Cause          PRESENCE mandatory
    } |
    { ID      id-CriticalityDiagnostics          CRITICALITY   ignore      TYPE      CriticalityDiagnostics          PRESENCE optional },
    ...
}
```

```
-- *****
--
-- CELL SYNCHRONISATION RECONFIGURATION REQUEST TDD
--
-- *****
```

```
CellSynchronisationReconfigurationRequestTDD ::= SEQUENCE {
    protocolIEs          ProtocolIE-Container    {{CellSynchronisationReconfigurationRequestTDD-IEs}},
```

```

    protocolExtensions      ProtocolExtensionContainer  {{CellSynchronisationReconfigurationRequestTDD-Extensions}}  OPTIONAL,
  ...
}

CellSynchronisationReconfigurationRequestTDD-Extensions NBAP-PROTOCOL-EXTENSION ::= {
  { ID id-NSubCyclesPerCyclePeriod-CellSyncReconfRqstTDD          CRITICALITY reject  EXTENSION          NSubCyclesPerCyclePeriod
    PRESENCE optional }| -- Applicable to 1.28Mcps TDD only
  { ID id-SYNCD1CodeIdTransReconfInfoLCR-CellSyncReconfRqstTDD    CRITICALITY reject  EXTENSION          SYNCD1CodeIdTransReconfInfoLCR-
    CellSyncReconfRqstTDD PRESENCE optional }| -- Applicable to 1.28Mcps TDD only
  { ID id-SYNCD1CodeIdMeasReconfigurationLCR-CellSyncReconfRqstTDD CRITICALITY reject  EXTENSION          SYNCD1CodeIdMeasInfoLCR-
    CellSyncReconfRqstTDD PRESENCE optional }, -- Applicable to 1.28Mcps TDD only
  ...
}

CellSynchronisationReconfigurationRequestTDD-IEs NBAP-PROTOCOL-IES ::= {
  { ID id-C-ID          CRITICALITY reject  TYPE C-ID          PRESENCE mandatory
  }|
  { ID id-TimeSlot      CRITICALITY reject  TYPE TimeSlot      PRESENCE mandatory }|
  -- Applicable to 3.84Mcps TDD only. For 1.28Mcps TDD, the CRNC should set this to 0 and the Node B shall ignore it.
  { ID id-NCyclesPerSFNperiod CRITICALITY reject  TYPE NCyclesPerSFNperiod PRESENCE mandatory }|
  { ID id-NRepetitionsPerCyclePeriod CRITICALITY reject  TYPE NRepetitionsPerCyclePeriod PRESENCE mandatory }|
  { ID id-CellSyncBurstTransReconfInfo-CellSyncReconfRqstTDD    CRITICALITY reject  TYPE
    CellSyncBurstTransReconfInfo-CellSyncReconfRqstTDD PRESENCE optional }| -- Applicable to 3.84Mcps TDD only
  { ID id-CellSyncBurstMeasReconfiguration-CellSyncReconfRqstTDD CRITICALITY reject  TYPE CellSyncBurstMeasInfo-
    CellSyncReconfRqstTDD PRESENCE optional }, -- Applicable to 3.84Mcps TDD only
  ...
}

CellSyncBurstTransReconfInfo-CellSyncReconfRqstTDD ::= SEQUENCE (SIZE (1.. maxNrOfCellSyncBursts)) OF CellSyncBurstTransInfoItem-
CellSyncReconfRqstTDD

CellSyncBurstTransInfoItem-CellSyncReconfRqstTDD ::= SEQUENCE {
  cSBTransmissionID          CSBTransmissionID,
  syncFrameNumberToTransmit  SyncFrameNumber,
  cellSyncBurstCode          CellSyncBurstCode          OPTIONAL,
  cellSyncBurstCodeShift     CellSyncBurstCodeShift     OPTIONAL,
  dlTransPower               DL-Power                OPTIONAL,
  iE-Extensions              ProtocolExtensionContainer { { CellSyncBurstTransInfoItem-CellSyncReconfRqstTDD-ExtIEs} }
  OPTIONAL,
  ...
}

CellSyncBurstTransInfoItem-CellSyncReconfRqstTDD-ExtIEs NBAP-PROTOCOL-EXTENSION ::= {
  ...
}

CellSyncBurstMeasInfo-CellSyncReconfRqstTDD ::= SEQUENCE {
  cellSyncBurstMeasInfoList-CellSyncReconfRqstTDD CellSyncBurstMeasInfoList-CellSyncReconfRqstTDD,
  synchronisationReportType SynchronisationReportTypeIE          OPTIONAL,
  synchronisationReportCharacteristics SynchronisationReportCharacteristicsIE OPTIONAL,
  iE-Extensions              ProtocolExtensionContainer { { CellSyncBurstMeasInfo-CellSyncReconfRqstTDD-ExtIEs} }
  OPTIONAL,
  ...
}

```

```

}

CellSyncBurstMeasInfo-CellSyncReconfRqstTDD-ExtIEs NBAP-PROTOCOL-EXTENSION ::= {
  ...
}

CellSyncBurstMeasInfoList-CellSyncReconfRqstTDD ::= ProtocolIE-Single-Container {{ CellSyncBurstMeasInfoListIEs-CellSyncReconfRqstTDD }}

CellSyncBurstMeasInfoListIEs-CellSyncReconfRqstTDD NBAP-PROTOCOL-IES ::= {
  { ID id-CellSyncBurstMeasInfoList-CellSyncReconfRqstTDD    CRITICALITY reject    TYPE CellSyncBurstMeasInfoListIE-CellSyncReconfRqstTDD
  PRESENCE mandatory }
}

SynchronisationReportTypeIE ::= ProtocolIE-Single-Container {{ SynchronisationReportTypeIEs }}

SynchronisationReportTypeIEs NBAP-PROTOCOL-IES ::= {
  { ID id-SynchronisationReportType                        CRITICALITY reject    TYPE SynchronisationReportType                                PRESENCE
  mandatory }
}

SynchronisationReportCharacteristicsIE ::= ProtocolIE-Single-Container {{ SynchronisationReportCharacteristicsIEs }}

SynchronisationReportCharacteristicsIEs NBAP-PROTOCOL-IES ::= {
  { ID id-SynchronisationReportCharacteristics            CRITICALITY reject    TYPE SynchronisationReportCharacteristics                    PRESENCE mandatory }
}

CellSyncBurstMeasInfoListIE-CellSyncReconfRqstTDD ::= SEQUENCE (SIZE (1.. maxNrOfCellSyncBursts)) OF CellSyncBurstMeasInfoItem-
CellSyncReconfRqstTDD

CellSyncBurstMeasInfoItem-CellSyncReconfRqstTDD ::= SEQUENCE {
  syncFrameNrToReceive          SyncFrameNumber,
  syncBurstInfo                 CellSyncBurstInfoList-CellSyncReconfRqstTDD,
  iE-Extensions                 ProtocolExtensionContainer { { CellSyncBurstMeasInfoItem-CellSyncReconfRqstTDD-ExtIEs } }    OPTIONAL,
  ...
}

CellSyncBurstMeasInfoItem-CellSyncReconfRqstTDD-ExtIEs NBAP-PROTOCOL-EXTENSION ::= {
  ...
}

CellSyncBurstInfoList-CellSyncReconfRqstTDD ::= SEQUENCE (SIZE (1..maxNrOfReceptsPerSyncFrame)) OF CellSyncBurstInfoItem-CellSyncReconfRqstTDD

CellSyncBurstInfoItem-CellSyncReconfRqstTDD ::= SEQUENCE {
  cSBMeasurementID             CSBMeasurementID,
  cellSyncBurstCode            CellSyncBurstCode,
  cellSyncBurstCodeShift      CellSyncBurstCodeShift,
  iE-Extensions                ProtocolExtensionContainer { { CellSyncBurstInfoItem-CellSyncReconfRqstTDD-ExtIEs } }    OPTIONAL,
  ...
}

CellSyncBurstInfoItem-CellSyncReconfRqstTDD-ExtIEs NBAP-PROTOCOL-EXTENSION ::= {
  ...
}

```

SYNCD1CodeIdTransReconfInfoLCR-CellSyncReconfRqstTDD ::= SEQUENCE (SIZE (1..maxNrOfSyncFramesLCR)) OF SYNCD1CodeIdTransReconfItemLCR-CellSyncReconfRqstTDD

```
SYNCD1CodeIdTransReconfItemLCR-CellSyncReconfRqstTDD ::= SEQUENCE {
    cSBTransmissionID          CSBTransmissionID,
    syncFrameNumberforTransmit SyncFrameNumber,
    uARFCN                     UARFCN,
    sYNCD1CodeId              SYNCD1CodeId    OPTIONAL,
    dwPCH-Power               DwPCH-Power    OPTIONAL,
    iE-Extensions             ProtocolExtensionContainer { { SYNCD1CodeIdTransReconfInfoLCR-CellSyncReconfRqstTDD-ExtIEs } }
    OPTIONAL,
    ...
}
```

```
SYNCD1CodeIdTransReconfInfoLCR-CellSyncReconfRqstTDD-ExtIEs NBAP-PROTOCOL-EXTENSION ::= {
    ...
}
```

```
SYNCD1CodeIdMeasInfoLCR-CellSyncReconfRqstTDD ::= SEQUENCE {
    sYNCD1CodeIdMeasInfoList SYNCD1CodeIdMeasInfoList-CellSyncReconfRqstTDD,
    synchronisationReportType SynchronisationReportType OPTIONAL,
    synchronisationReportCharacteristics SynchronisationReportCharacteristics OPTIONAL,
    iE-Extensions             ProtocolExtensionContainer { { SYNCD1CodeIdMeasInfoLCR-CellSyncReconfRqstTDD-ExtIEs } } OPTIONAL,
    ...
}
```

```
SYNCD1CodeIdMeasInfoLCR-CellSyncReconfRqstTDD-ExtIEs NBAP-PROTOCOL-EXTENSION ::= {
    ...
}
```

SYNCD1CodeIdMeasInfoList-CellSyncReconfRqstTDD ::= SEQUENCE (SIZE (1.. maxNrOfSyncDLCodesLCR)) OF SYNCD1CodeIdMeasInfoItem-CellSyncReconfRqstTDD

```
SYNCD1CodeIdMeasInfoItem-CellSyncReconfRqstTDD ::= SEQUENCE {
    syncFrameNrToReceive      SyncFrameNumber,
    sYNCD1CodeIdInfoLCR      SYNCD1CodeIdInfoListLCR-CellSyncReconfRqstTDD,
    iE-Extensions            ProtocolExtensionContainer { { SYNCD1CodeIdMeasInfoItem-CellSyncReconfRqstTDD-ExtIEs } }
    OPTIONAL,
    ...
}
```

```
SYNCD1CodeIdMeasInfoItem-CellSyncReconfRqstTDD-ExtIEs NBAP-PROTOCOL-EXTENSION ::= {
    ...
}
```

SYNCD1CodeIdInfoListLCR-CellSyncReconfRqstTDD ::= SEQUENCE (SIZE (1.. maxNrOfReceptionsperSyncFrameLCR)) OF SYNCD1CodeIdInfoItemLCR-CellSyncReconfRqstTDD

```
SYNCD1CodeIdInfoItemLCR-CellSyncReconfRqstTDD ::= SEQUENCE {
    cSBMeasurementID         CSBMeasurementID,
    sYNCD1CodeId            SYNCD1CodeId,
    uARFCN                 UARFCN,
    propagationDelayCompensation TimingAdjustmentValueLCR    OPTIONAL,
```

```

    iE-Extensions          ProtocolExtensionContainer { { SYNCDC1CodeIdInfoItemLCR-CellSyncReconfRqstTDD-ExtIEs } }
    OPTIONAL,
    ...
}

SYNCDC1CodeIdInfoItemLCR-CellSyncReconfRqstTDD-ExtIEs NBAP-PROTOCOL-EXTENSION ::= {
    ...
}

-- *****
--
-- CELL SYNCHRONISATION RECONFIGURATION RESPONSE TDD
--
-- *****

CellSynchronisationReconfigurationResponseTDD ::= SEQUENCE {
    protocolIEs          ProtocolIE-Container    {{CellSynchronisationReconfigurationResponseTDD-IEs}},
    protocolExtensions   ProtocolExtensionContainer {{CellSynchronisationReconfigurationResponseTDD-Extensions}}    OPTIONAL,
    ...
}

CellSynchronisationReconfigurationResponseTDD-Extensions NBAP-PROTOCOL-EXTENSION ::= {
    ...
}

CellSynchronisationReconfigurationResponseTDD-IEs NBAP-PROTOCOL-IES ::= {
    { ID      id-CriticalityDiagnostics          CRITICALITY   ignore      TYPE      CriticalityDiagnostics          PRESENCE optional },
    ...
}

-- *****
--
-- CELL SYNCHRONISATION RECONFIGURATION FAILURE TDD
--
-- *****

CellSynchronisationReconfigurationFailureTDD ::= SEQUENCE {
    protocolIEs          ProtocolIE-Container    {{CellSynchronisationReconfigurationFailureTDD-IEs}},
    protocolExtensions   ProtocolExtensionContainer {{CellSynchronisationReconfigurationFailureTDD-Extensions}}    OPTIONAL,
    ...
}

CellSynchronisationReconfigurationFailureTDD-Extensions NBAP-PROTOCOL-EXTENSION ::= {
    ...
}

CellSynchronisationReconfigurationFailureTDD-IEs NBAP-PROTOCOL-IES ::= {
    { ID      id-Cause          CRITICALITY   ignore      TYPE      Cause          PRESENCE mandatory
    } |
    { ID      id-CriticalityDiagnostics          CRITICALITY   ignore      TYPE      CriticalityDiagnostics          PRESENCE optional },
    ...
}

-- *****

```



```

--
-- CELL SYNCHRONISATION ADJUSTMENT REQUEST TDD
--
-- *****

CellSynchronisationAdjustmentRequestTDD ::= SEQUENCE {
    protocolIEs          ProtocolIE-Container    {{CellSynchronisationAdjustmentRequestTDD-IEs}},
    protocolExtensions   ProtocolExtensionContainer {{CellSynchronisationAdjustmentRequestTDD-Extensions}}    OPTIONAL,
    ...
}

CellSynchronisationAdjustmentRequestTDD-Extensions NBAP-PROTOCOL-EXTENSION ::= {
    ...
}

CellSynchronisationAdjustmentRequestTDD-IEs NBAP-PROTOCOL-IES ::= {
    { ID id-CellAdjustmentInfo-SyncAdjustmntRqstTDD CRITICALITY ignore TYPE CellAdjustmentInfo-SyncAdjustmentRqstTDD PRESENCE mandatory },
    ...
}

CellAdjustmentInfo-SyncAdjustmentRqstTDD ::= SEQUENCE (SIZE (1..maxCellinNodeB)) OF ProtocolIE-Single-Container {{ CellAdjustmentInfoItemIE-SyncAdjustmntRqstTDD }}

CellAdjustmentInfoItemIE-SyncAdjustmntRqstTDD NBAP-PROTOCOL-IES ::= {
    { ID id-CellAdjustmentInfoItem-SyncAdjustmentRqstTDD CRITICALITY ignore TYPE CellAdjustmentInfoItem-SyncAdjustmentRqstTDD PRESENCE mandatory }
}

CellAdjustmentInfoItem-SyncAdjustmentRqstTDD ::= SEQUENCE {
    c-ID C-ID,
    frameAdjustmentValue FrameAdjustmentValue OPTIONAL,
    timingAdjustmentValue TimingAdjustmentValue OPTIONAL,
    dlTransPower DL-Power OPTIONAL, -- Applicable to 3.84Mcps TDD only
    sfn SFN OPTIONAL,
    iE-Extensions ProtocolExtensionContainer { { CellAdjustmentInfoItem-SyncAdjustmntRqstTDD-ExtIEs} } OPTIONAL,
    ...
}

CellAdjustmentInfoItem-SyncAdjustmntRqstTDD-ExtIEs NBAP-PROTOCOL-EXTENSION ::= {
    { ID id-DwPCH-Power CRITICALITY ignore EXTENSION DwPCH-Power PRESENCE optional }| -- Applicable to 1.28Mcps TDD only
    { ID id-TimingAdjustmentValueLCR CRITICALITY ignore EXTENSION TimingAdjustmentValueLCR PRESENCE optional }, -- Applicable to 1.28Mcps TDD only
    ...
}

-- *****
--
-- CELL SYNCHRONISATION ADJUSTMENT RESPONSE TDD
--
-- *****

CellSynchronisationAdjustmentResponseTDD ::= SEQUENCE {
    protocolIEs          ProtocolIE-Container    {{CellSynchronisationAdjustmentResponseTDD-IEs}},
    protocolExtensions   ProtocolExtensionContainer {{CellSynchronisationAdjustmentResponseTDD-Extensions}}    OPTIONAL,

```

```

}
...
}
CellSynchronisationAdjustmentResponseTDD-Extensions NBAP-PROTOCOL-EXTENSION ::= {
...
}
CellSynchronisationAdjustmentResponseTDD-IEs NBAP-PROTOCOL-IES ::= {
  { ID      id-CriticalityDiagnostics          CRITICALITY ignore      TYPE      CriticalityDiagnostics          PRESENCE optional },
  ...
}
-- *****
--
-- CELL SYNCHRONISATION ADJUSTMENT FAILURE TDD
--
-- *****

CellSynchronisationAdjustmentFailureTDD ::= SEQUENCE {
  protocolIEs          ProtocolIE-Container    {{CellSynchronisationAdjustmentFailureTDD-IEs}},
  protocolExtensions   ProtocolExtensionContainer {{CellSynchronisationAdjustmentFailureTDD-Extensions}}  OPTIONAL,
  ...
}

CellSynchronisationAdjustmentFailureTDD-Extensions NBAP-PROTOCOL-EXTENSION ::= {
...
}

CellSynchronisationAdjustmentFailureTDD-IEs NBAP-PROTOCOL-IES ::= {
  { ID      id-CauseLevel-SyncAdjustmntFailureTDD  CRITICALITY ignore      TYPE      CauseLevel-SyncAdjustmntFailureTDD  PRESENCE mandatory  }|
  { ID      id-CriticalityDiagnostics              CRITICALITY ignore      TYPE      CriticalityDiagnostics              PRESENCE optional   },
  ...
}

CauseLevel-SyncAdjustmntFailureTDD ::= CHOICE {
  generalCause          GeneralCauseList-SyncAdjustmntFailureTDD,
  cellSpecificCause     CellSpecificCauseList-SyncAdjustmntFailureTDD,
  ...
}

GeneralCauseList-SyncAdjustmntFailureTDD ::= SEQUENCE {
  cause                 Cause,
  iE-Extensions         ProtocolExtensionContainer { { GeneralCauseList-SyncAdjustmntFailureTDD-ExtIEs } }  OPTIONAL,
  ...
}

GeneralCauseList-SyncAdjustmntFailureTDD-ExtIEs NBAP-PROTOCOL-EXTENSION ::= {
...
}

CellSpecificCauseList-SyncAdjustmntFailureTDD ::= SEQUENCE {
  unsuccessful-cell-InformationRespList-SyncAdjustmntFailureTDD  Unsuccessful-cell-InformationRespList-SyncAdjustmntFailureTDD,

```

```

    iE-Extensions          ProtocolExtensionContainer { { CellSpecificCauseList-SyncAdjustmntFailureTDD-ExtIEs } }
    OPTIONAL,
    ...
}

CellSpecificCauseList-SyncAdjustmntFailureTDD-ExtIEs NBAP-PROTOCOL-EXTENSION ::= {
    ...
}

Unsuccessful-cell-InformationRespList-SyncAdjustmntFailureTDD ::= SEQUENCE (SIZE (1..maxCellinNodeB))          OF ProtocolIE-Single-Container
{{ Unsuccessful-cell-InformationRespItemIE-SyncAdjustmntFailureTDD }}

Unsuccessful-cell-InformationRespItemIE-SyncAdjustmntFailureTDD NBAP-PROTOCOL-IES ::= {
    { ID      id-Unsuccessful-cell-InformationRespItem-SyncAdjustmntFailureTDD          CRITICALITY          ignore          TYPE      Unsuccessful-
cell-InformationRespItem-SyncAdjustmntFailureTDD          PRESENCE          mandatory},
    ...
}

Unsuccessful-cell-InformationRespItem-SyncAdjustmntFailureTDD ::= SEQUENCE {
    c-ID          C-ID,
    cause          Cause,
    iE-Extensions ProtocolExtensionContainer { { Unsuccessful-cell-InformationRespItem-SyncAdjustmntFailureTDD-
ExtIEs } }          OPTIONAL,
    ...
}

Unsuccessful-cell-InformationRespItem-SyncAdjustmntFailureTDD-ExtIEs NBAP-PROTOCOL-EXTENSION ::= {
    ...
}

-- *****
--
-- CELL SYNCHRONISATION TERMINATION REQUEST TDD
--
-- *****

CellSynchronisationTerminationRequestTDD ::= SEQUENCE {
    protocolIEs          ProtocolIE-Container    {{CellSynchronisationTerminationRequestTDD-IEs}},
    protocolExtensions  ProtocolExtensionContainer {{CellSynchronisationTerminationRequestTDD-Extensions}}          OPTIONAL,
    ...
}

CellSynchronisationTerminationRequestTDD-Extensions NBAP-PROTOCOL-EXTENSION ::= {
    ...
}

CellSynchronisationTerminationRequestTDD-IEs NBAP-PROTOCOL-IES ::= {
    { ID      id-C-ID          CRITICALITY          ignore          TYPE      C-ID          PRESENCE          mandatory }|
    { ID      id-CSBTransmissionID          CRITICALITY          ignore          TYPE      CSBTransmissionID          PRESENCE          optional }|
    { ID      id-CSBMeasurementID          CRITICALITY          ignore          TYPE      CSBMeasurementID          PRESENCE          optional }|
    ...
}

-- *****

```

```

--
-- CELL SYNCHRONISATION FAILURE INDICATION TDD
--
-- *****
CellSynchronisationFailureIndicationTDD ::= SEQUENCE {
    protocolIEs          ProtocolIE-Container    {{CellSynchronisationFailureIndicationTDD-IEs}},
    protocolExtensions   ProtocolExtensionContainer {{CellSynchronisationFailureIndicationTDD-Extensions}}    OPTIONAL,
    ...
}

CellSynchronisationFailureIndicationTDD-Extensions NBAP-PROTOCOL-EXTENSION ::= {
    ...
}

CellSynchronisationFailureIndicationTDD-IEs NBAP-PROTOCOL-IES ::= {
    { ID      id-C-ID                CRITICALITY  ignore      TYPE      C-ID                PRESENCE mandatory }|
    { ID      id-CSBTransmissionID   CRITICALITY  ignore      TYPE      CSBTransmissionID   PRESENCE optional  }|
    { ID      id-CSBMeasurementID    CRITICALITY  ignore      TYPE      CSBMeasurementID    PRESENCE optional  }|
    { ID      id-Cause                CRITICALITY  ignore      TYPE      Cause                PRESENCE mandatory }|
    ...
}

-- *****
--
-- CELL SYNCHRONISATION REPORT TDD
--
-- *****
CellSynchronisationReportTDD ::= SEQUENCE {
    protocolIEs          ProtocolIE-Container    {{CellSynchronisationReportTDD-IEs}},
    protocolExtensions   ProtocolExtensionContainer {{CellSynchronisationReportTDD-Extensions}}    OPTIONAL,
    ...
}

CellSynchronisationReportTDD-Extensions NBAP-PROTOCOL-EXTENSION ::= {
    ...
}

CellSynchronisationReportTDD-IEs NBAP-PROTOCOL-IES ::= {
    { ID      id-CellSyncInfo-CellSyncReprtTDD    CRITICALITY  ignore      TYPE      CellSyncInfo-CellSyncReprtTDD    PRESENCE mandatory },
    ...
}

CellSyncInfo-CellSyncReprtTDD ::= SEQUENCE (SIZE (1..maxCellinNodeB)) OF CellSyncInfoItemIE-CellSyncReprtTDD

CellSyncInfoItemIE-CellSyncReprtTDD ::= SEQUENCE {
    c-ID-CellSyncReprtTDD      C-ID-IE-CellSyncReprtTDD,
    syncReportType-CellSyncReprtTDD    SyncReportTypeIE-CellSyncReprtTDD    OPTIONAL,
    ...
}

C-ID-IE-CellSyncReprtTDD ::= ProtocolIE-Single-Container {{ C-ID-IEs-CellSyncReprtTDD }}

```

```

C-ID-IEs-CellSyncReprtTDD NBAP-PROTOCOL-IES ::= {
  { ID id-C-ID CRITICALITY ignore TYPE C-ID
    PRESENCE mandatory}
}

SyncReportTypeIE-CellSyncReprtTDD ::= ProtocolIE-Single-Container {{ SyncReportTypeIEs-CellSyncReprtTDD }}

SyncReportTypeIEs-CellSyncReprtTDD NBAP-PROTOCOL-IES ::= {
  { ID id-SyncReportType-CellSyncReprtTDD CRITICALITY ignore TYPE SyncReportType-CellSyncReprtTDD PRESENCE mandatory}
}

SyncReportType-CellSyncReprtTDD ::= CHOICE {
  intStdPhSyncInfo-CellSyncReprtTDD IntStdPhCellSyncInfo-CellSyncReprtTDD,
  lateEntrantCell NULL,
  frequencyAcquisition NULL,
  ...
}

IntStdPhCellSyncInfo-CellSyncReprtTDD ::= SEQUENCE {
  cellSyncBurstMeasuredInfo CellSyncBurstMeasInfoList-CellSyncReprtTDD,
  IE-Extensions ProtocolExtensionContainer { { IntStdPhCellSyncInfoList-CellSyncReprtTDD-ExtIEs} } OPTIONAL,
  ...
}

IntStdPhCellSyncInfoList-CellSyncReprtTDD-ExtIEs NBAP-PROTOCOL-EXTENSION ::= {
  { ID id-AccumulatedClockupdate-CellSyncReprtTDD CRITICALITY ignore EXTENSION TimingAdjustmentValue PRESENCE optional }|
  { ID id-SyncDLCodeIdsMeasInfoList-CellSyncReprtTDD CRITICALITY ignore EXTENSION SyncDLCodeIdsMeasInfoList-CellSyncReprtTDD PRESENCE
optional }, -- Mandatory for 1.28Mcps TDD. Not Applicable to 3.84Mcps TDD.
  ...
}

CellSyncBurstMeasInfoList-CellSyncReprtTDD ::= SEQUENCE (SIZE (0.. maxNrOfCellSyncBursts)) OF CellSyncBurstMeasInfoItem-CellSyncReprtTDD --
Mandatory for 3.84Mcps TDD. Not Applicable to 1.28Mcps TDD.

CellSyncBurstMeasInfoItem-CellSyncReprtTDD ::= SEQUENCE {
  sFN SFN,
  cellSyncBurstInfo-CellSyncReprtTDD SEQUENCE (SIZE (1..maxNrOfReceiptsPerSyncFrame)) OF CellSyncBurstInfo-CellSyncReprtTDD,
  IE-Extensions ProtocolExtensionContainer { { CellSyncBurstMeasInfoItem-CellSyncReprtTDD-ExtIEs} } OPTIONAL,
  ...
}

CellSyncBurstMeasInfoItem-CellSyncReprtTDD-ExtIEs NBAP-PROTOCOL-EXTENSION ::= {
  ...
}

CellSyncBurstInfo-CellSyncReprtTDD ::= CHOICE {
  cellSyncBurstAvailable CellSyncBurstAvailable-CellSyncReprtTDD,
  cellSyncBurstNotAvailable NULL,
  ...
}

CellSyncBurstAvailable-CellSyncReprtTDD ::= SEQUENCE {

```

```

    cellSyncBurstTiming          CellSyncBurstTiming,
    cellSyncBurstSIR             CellSyncBurstSIR,
    iE-Extensions                ProtocolExtensionContainer { { CellSyncBurstAvailable-CellSyncReprtTDD-ExtIEs } }    OPTIONAL,
    ...
}

CellSyncBurstAvailable-CellSyncReprtTDD-ExtIEs NBAP-PROTOCOL-EXTENSION ::= {
    ...
}

SyncDLCodeIdsMeasInfoList-CellSyncReprtTDD ::= SEQUENCE (SIZE (0..maxNrOfSyncFramesLCR)) OF SyncDLCodeIdsMeasInfoItem-CellSyncReprtTDD
-- Mandatory for 1.28Mcps TDD. Not Applicable to 3.84Mcps TDD.

SyncDLCodeIdsMeasInfoItem-CellSyncReprtTDD ::= SEQUENCE {
    sFN                           SFN,
    syncDLCodeIdInfo-CellSyncReprtTDD SyncDLCodeIdInfo-CellSyncReprtTDD,
    iE-Extensions                ProtocolExtensionContainer { { SyncDLCodeIdsMeasInfoItem-CellSyncReprtTDD-ExtIEs } }    OPTIONAL,
    ...
}

SyncDLCodeIdsMeasInfoItem-CellSyncReprtTDD-ExtIEs NBAP-PROTOCOL-EXTENSION ::= {
    ...
}

SyncDLCodeIdInfo-CellSyncReprtTDD ::= SEQUENCE (SIZE (1..maxNrOfReceptionsperSyncFrameLCR)) OF SyncDLCodeIdItem-CellSyncReprtTDD

SyncDLCodeIdItem-CellSyncReprtTDD ::= CHOICE {
    syncDLCodeIdAvailable          SyncDLCodeIdAvailable-CellSyncReprtTDD,
    syncDLCodeIDNotAvailable       NULL,
    ...
}

SyncDLCodeIdAvailable-CellSyncReprtTDD ::= SEQUENCE {
    syncDLCodeIdTiming            CellSyncBurstTimingLCR,
    syncDLCodeIdSIR               CellSyncBurstSIR,
    iE-Extensions                ProtocolExtensionContainer { { SyncDLCodeIdAvailable-CellSyncReprtTDD-ExtIEs } }    OPTIONAL,
    ...
}

SyncDLCodeIdAvailable-CellSyncReprtTDD-ExtIEs NBAP-PROTOCOL-EXTENSION ::= {
    ...
}

-- *****
--
-- BEARER REARRANGEMENT INDICATION
--
-- *****

BearerRearrangementIndication ::= SEQUENCE {
    protocolIEs                   ProtocolIE-Container {{BearerRearrangementIndication-IEs}},
    protocolExtensions            ProtocolExtensionContainer {{BearerRearrangementIndication-Extensions}}    OPTIONAL,
    ...
}

```

```

BearerRearrangementIndication-IEs NBAP-PROTOCOL-IES ::= {
  { ID id-CRNC-CommunicationContextID          CRITICALITY ignore TYPE CRNC-CommunicationContextID          PRESENCE mandatory } |
  { ID id-SignallingBearerRequestIndicator      CRITICALITY ignore TYPE SignallingBearerRequestIndicator      PRESENCE optional } |
  { ID id-DCH-RearrangeList-Bearer-RearrangeInd CRITICALITY ignore TYPE DCH-RearrangeList-Bearer-RearrangeInd PRESENCE optional } |
  { ID id-DSCH-RearrangeList-Bearer-RearrangeInd CRITICALITY ignore TYPE DSCH-RearrangeList-Bearer-RearrangeInd PRESENCE optional } |
  -- TDD only.
  { ID id-USCH-RearrangeList-Bearer-RearrangeInd CRITICALITY ignore TYPE USCH-RearrangeList-Bearer-RearrangeInd PRESENCE optional } |
  -- TDD only.
  { ID id-HSDSCH-RearrangeList-Bearer-RearrangeInd CRITICALITY ignore TYPE HSDSCH-RearrangeList-Bearer-RearrangeInd PRESENCE optional },
  ...
}

BearerRearrangementIndication-Extensions NBAP-PROTOCOL-EXTENSION ::= {
  { ID id-E-DCH-RearrangeList-Bearer-RearrangeInd CRITICALITY ignore EXTENSION E-DCH-RearrangeList-Bearer-RearrangeInd PRESENCE optional },
  ...
}

DCH-RearrangeList-Bearer-RearrangeInd ::= SEQUENCE (SIZE (1..maxNrOfDCHs)) OF DCH-RearrangeItem-Bearer-RearrangeInd

DCH-RearrangeItem-Bearer-RearrangeInd ::= SEQUENCE {
  dCH-ID          DCH-ID,
  iE-Extensions   ProtocolExtensionContainer { { DCH-RearrangeItem-Bearer-RearrangeInd-ExtIEs } } OPTIONAL,
  ...
}

DCH-RearrangeItem-Bearer-RearrangeInd-ExtIEs NBAP-PROTOCOL-EXTENSION ::= {
  ...
}

DSCH-RearrangeList-Bearer-RearrangeInd ::= SEQUENCE (SIZE (1..maxNrOfDSCHs)) OF DSCH-RearrangeItem-Bearer-RearrangeInd

DSCH-RearrangeItem-Bearer-RearrangeInd ::= SEQUENCE {
  dSCH-ID          DSCH-ID,
  iE-Extensions   ProtocolExtensionContainer { { DSCH-RearrangeItem-Bearer-RearrangeInd-ExtIEs } } OPTIONAL,
  ...
}

DSCH-RearrangeItem-Bearer-RearrangeInd-ExtIEs NBAP-PROTOCOL-EXTENSION ::= {
  ...
}

USCH-RearrangeList-Bearer-RearrangeInd ::= SEQUENCE (SIZE (1..maxNrOfUSCHs)) OF USCH-RearrangeItem-Bearer-RearrangeInd

USCH-RearrangeItem-Bearer-RearrangeInd ::= SEQUENCE {
  uSCH-ID          USCH-ID,
  iE-Extensions   ProtocolExtensionContainer { { USCH-RearrangeItem-Bearer-RearrangeInd-ExtIEs } } OPTIONAL,
  ...
}

USCH-RearrangeItem-Bearer-RearrangeInd-ExtIEs NBAP-PROTOCOL-EXTENSION ::= {
  ...
}

```

```

HSDSCH-RearrangeList-Bearer-RearrangeInd ::= SEQUENCE (SIZE (1..maxNrOfMACdFlows)) OF HSDSCH-RearrangeItem-Bearer-RearrangeInd
HSDSCH-RearrangeItem-Bearer-RearrangeInd ::= SEQUENCE {
    hsDSCH-MACdFlow-ID          HSDSCH-MACdFlow-ID,
    iE-Extensions               ProtocolExtensionContainer { { HSDSCH-RearrangeItem-Bearer-RearrangeInd-ExtIEs} } OPTIONAL,
    ...
}
HSDSCH-RearrangeItem-Bearer-RearrangeInd-ExtIEs  NBAP-PROTOCOL-EXTENSION ::= {
    ...
}
E-DCH-RearrangeList-Bearer-RearrangeInd ::= SEQUENCE (SIZE (1.. maxNrOfEDCHMACdFlows)) OF E-DCH-RearrangeItem-Bearer-RearrangeInd
E-DCH-RearrangeItem-Bearer-RearrangeInd ::= SEQUENCE {
    e-DCH-MACdFlow-ID          E-DCH-MACdFlow-ID,
    iE-Extensions               ProtocolExtensionContainer { { E-DCH-RearrangeItem-Bearer-RearrangeInd-ExtIEs} } OPTIONAL,
    ...
}
E-DCH-RearrangeItem-Bearer-RearrangeInd-ExtIEs  NBAP-PROTOCOL-EXTENSION ::= {
    ...
}
-- *****
--
-- RADIO LINK ACTIVATION COMMAND FDD
--
-- *****

RadioLinkActivationCommandFDD ::= SEQUENCE {
    protocolIEs                ProtocolIE-Container   {{RadioLinkActivationCommandFDD-IEs}},
    protocolExtensions         ProtocolExtensionContainer {{RadioLinkActivationCommandFDD-Extensions}} OPTIONAL,
    ...
}
RadioLinkActivationCommandFDD-IEs NBAP-PROTOCOL-IES ::= {
    { ID   id-NodeB-CommunicationContextID          CRITICALITY ignore  TYPE   NodeB-CommunicationContextID
      PRESENCE mandatory }},
    { ID   id-DelayedActivationList-RL-ActivationCmdFDD  CRITICALITY ignore  TYPE   DelayedActivationInformationList-RL-ActivationCmdFDD
      PRESENCE mandatory },
    ...
}
RadioLinkActivationCommandFDD-Extensions NBAP-PROTOCOL-EXTENSION ::= {
    ...
}

DelayedActivationInformationList-RL-ActivationCmdFDD ::= SEQUENCE (SIZE (1..maxNrOfRLs)) OF ProtocolIE-Single-Container {
    { DelayedActivationInformation-RL-ActivationCmdFDD-IEs} }

DelayedActivationInformation-RL-ActivationCmdFDD-IEs NBAP-PROTOCOL-IES ::= {

```



```

    { ID id-DelayedActivationInformation-RL-ActivationCmdFDD    CRITICALITY ignore  TYPE DelayedActivationInformation-RL-ActivationCmdFDD  PRESENCE
optional    }
}

DelayedActivationInformation-RL-ActivationCmdFDD ::= SEQUENCE {
    rL-ID                RL-ID,
    delayed-activation-update  DelayedActivationUpdate,
    iE-Extensions        ProtocolExtensionContainer { { DelayedActivationInformation-RL-ActivationCmdFDD-ExtIEs } } OPTIONAL,
    ...
}

DelayedActivationInformation-RL-ActivationCmdFDD-ExtIEs NBAP-PROTOCOL-EXTENSION ::= {
    ...
}

-- *****
--
-- RADIO LINK ACTIVATION COMMAND TDD
--
-- *****

RadioLinkActivationCommandTDD ::= SEQUENCE {
    protocolIEs          ProtocolIE-Container    {{RadioLinkActivationCommandTDD-IEs}},
    protocolExtensions   ProtocolExtensionContainer {{RadioLinkActivationCommandTDD-Extensions}}          OPTIONAL,
    ...
}

RadioLinkActivationCommandTDD-IEs NBAP-PROTOCOL-IES ::= {
    { ID id-NodeB-CommunicationContextID                CRITICALITY ignore  TYPE    NodeB-CommunicationContextID
    PRESENCE mandatory }|
    { ID id-DelayedActivationInformationList-RL-ActivationCmdTDD    CRITICALITY ignore  TYPE    DelayedActivationInformationList-RL-ActivationCmdTDD
    PRESENCE mandatory },
    ...
}

RadioLinkActivationCommandTDD-Extensions NBAP-PROTOCOL-EXTENSION ::= {
    ...
}

DelayedActivationInformationList-RL-ActivationCmdTDD ::= SEQUENCE (SIZE (1..maxNrOfRLs)) OF ProtocolIE-Single-Container {
    { DelayedActivationInformation-RL-ActivationCmdTDD-IEs } }

DelayedActivationInformation-RL-ActivationCmdTDD-IEs NBAP-PROTOCOL-IES ::= {
    { ID id-DelayedActivationInformation-RL-ActivationCmdTDD    CRITICALITY ignore  TYPE DelayedActivationInformation-RL-ActivationCmdTDD  PRESENCE
optional    }
}

DelayedActivationInformation-RL-ActivationCmdTDD ::= SEQUENCE {
    rL-ID                RL-ID,
    delayed-activation-update  DelayedActivationUpdate,
    iE-Extensions        ProtocolExtensionContainer { { DelayedActivationInformation-RL-ActivationCmdTDD-ExtIEs } } OPTIONAL,
    ...
}

```

```

DelayedActivationInformation-RL-ActivationCmdTDD-ExtIEs NBAP-PROTOCOL-EXTENSION ::= {
  ...
}

-- *****
--
-- RADIO LINK PARAMETER UPDATE INDICATION FDD
--
-- *****

RadioLinkParameterUpdateIndicationFDD ::= SEQUENCE {
  protocolIEs          ProtocolIE-Container    {{RadioLinkParameterUpdateIndicationFDD-IEs}},
  protocolExtensions   ProtocolExtensionContainer {{RadioLinkParameterUpdateIndicationFDD-Extensions}}  OPTIONAL,
  ...
}

RadioLinkParameterUpdateIndicationFDD-IEs NBAP-PROTOCOL-IES ::= {
  { ID id-CRNC-CommunicationContextID          CRITICALITY   ignore      TYPE      CRNC-CommunicationContextID          PRESENCE mandatory } |
  { ID id-HSDSCH-FDD-Update-Information        CRITICALITY   ignore      TYPE      HSDSCH-FDD-Update-Information          PRESENCE optional },
  ...
}

RadioLinkParameterUpdateIndicationFDD-Extensions NBAP-PROTOCOL-EXTENSION ::= {
  { ID id-E-DCH-FDD-Update-Information          CRITICALITY   ignore      EXTENSION  E-DCH-FDD-Update-Information          PRESENCE optional },
  ...
}

-- *****
--
-- RADIO LINK PARAMETER UPDATE INDICATION TDD
--
-- *****

RadioLinkParameterUpdateIndicationTDD ::= SEQUENCE {
  protocolIEs          ProtocolIE-Container    {{RadioLinkParameterUpdateIndicationTDD-IEs}},
  protocolExtensions   ProtocolExtensionContainer {{RadioLinkParameterUpdateIndicationTDD-Extensions}}  OPTIONAL,
  ...
}

RadioLinkParameterUpdateIndicationTDD-IEs NBAP-PROTOCOL-IES ::= {
  { ID id-CRNC-CommunicationContextID          CRITICALITY   ignore      TYPE      CRNC-CommunicationContextID          PRESENCE mandatory } |
  { ID id-HSDSCH-TDD-Update-Information        CRITICALITY   ignore      TYPE      HSDSCH-TDD-Update-Information          PRESENCE optional },
  ...
}

RadioLinkParameterUpdateIndicationTDD-Extensions NBAP-PROTOCOL-EXTENSION ::= {
  ...
}

-- *****
--
-- MBMS NOTIFICATION UPDATE COMMAND
--

```

```

-- *****
MBMSNotificationUpdateCommand ::= SEQUENCE {
    protocolIEs          ProtocolIE-Container  {{ MBMSNotificationUpdateCommand-IEs}},
    protocolExtensions  ProtocolExtensionContainer {{ MBMSNotificationUpdateCommand-Extensions}}
    ...
}
OPTIONAL,

MBMSNotificationUpdateCommand-IEs NBAP-PROTOCOL-IES ::= {
    { ID id-C-ID                CRITICALITY ignore TYPE C-ID                PRESENCE mandatory }|
    { ID id-CommonPhysicalChannelID CRITICALITY ignore TYPE CommonPhysicalChannelID PRESENCE mandatory }|
    { ID id-Modification-Period   CRITICALITY ignore TYPE Modification-Period PRESENCE optional }|
    { ID id-MICH-CFN              CRITICALITY ignore TYPE MICH-CFN          PRESENCE mandatory }|
    { ID id-NI-Information-NotifUpdateCmd CRITICALITY ignore TYPE NI-Information PRESENCE mandatory }|
    ...
}

MBMSNotificationUpdateCommand-Extensions NBAP-PROTOCOL-EXTENSION ::= {
    ...
}

END

```

### 9.3.4 Information Elements Definitions

```

-- *****
--
-- Information Element Definitions
--
-- *****

NBAP-IEs {
itu-t (0) identified-organization (4) etsi (0) mobileDomain (0)
umts-Access (20) modules (3) nbap (2) version1 (1) nbap-IEs (2) }

DEFINITIONS AUTOMATIC TAGS ::=
BEGIN

IMPORTS
    maxNrOfRLs,
    maxNrOfTFCS,
    maxNrOfErrors,
    maxCTFC,
    maxNrOfTFs,
    maxTTI-count,
    maxRateMatching,
    maxHS-PDSCHCodeNrComp-1,
    maxHS-SCCHCodeNrComp-1,
    maxNrOfCellSyncBursts,
    maxNrOfCombEDPDCH,
    maxNrOfEDCH-HARQ-PO-QUANTSTEPS,
    maxNrOfEDCHHARQProcesses2msEDCH,
    maxNrOfBits-MACe-PDU-non-scheduled,

```

maxNrOfEDPCCH-PO-QUANTSTEPS,  
maxNrOfRefETFCI-PO-QUANTSTEPS,  
maxNrOfRefETFCIs,  
maxNrOfMeasNCell,  
maxNrOfMeasNCell-1,  
maxNrOfReceptsPerSyncFrame,  
maxNrOfSF,  
maxTGPS,  
maxNrOfUSCHs,  
maxNrOfULTSs,  
maxNrOfULTSLCRs,  
maxNrOfDPCHs,  
maxNrOfDPCHLCRs,  
maxNrOfCodes,  
maxNrOfDSCHs,  
maxNrOfDLTSSs,  
maxNrOfDLTSLCRs,  
maxNrOfDCHs,  
maxNrOfLevels,  
maxNoGPSItems,  
maxNoSat,  
maxNrOfCellPortionsPerCell,  
maxNrOfCellPortionsPerCell-1,  
maxNrOfHSSCCHs,  
maxNrOfHSSCCHCodes,  
maxNrOfMACdFlows,  
maxNrOfMACdFlows-1,  
maxNrOfMACdPDUIndexes,  
maxNrOfMACdPDUIndexes-1,  
maxNrOfMACdPDUSize,  
maxNrOfNIs,  
maxNrOfPriorityQueues,  
maxNrOfPriorityQueues-1,  
maxNrOfHARQProcesses,  
maxNrOfSyncDLCodesLCR,  
maxNrOfSyncFramesLCR,  
maxNrOfContextsOnUeList,  
maxNrOfPriorityClasses,  
maxNrOfSatAlmanac-maxNoSat,  
maxNrOfE-AGCHs,  
maxNrOfEDCHMACdFlows,  
maxNrOfEDCHMACdFlows-1,  
maxNrOfE-RGCHs-E-HICHs,  
maxNrOfSigSeqRGHI-1,  
maxNoOfLogicalChannels,

id-MessageStructure,  
id-ReportCharacteristicsType-OnModification,  
id-Rx-Timing-Deviation-Value-LCR,  
id-SFNsFNMeasurementValueInformation,  
id-SFNsFNMeasurementThresholdInformation,  
id-TUTRANGPSMeasurementValueInformation,

```

id-TUTRANGPSMeasurementThresholdInformation,
id-TypeOfError,
id-transportlayeraddress,
id-bindingID,
id-Angle-Of-Arrival-Value-LCR,
id-SyncDLCodeIdThreInfoLCR,
id-neighbouringTDDCellMeasurementInformationLCR,
id-HS-SICH-Reception-Quality,
id-HS-SICH-Reception-Quality-Measurement-Value,
id-Initial-DL-Power-TimeslotLCR-InformationItem,
id-Maximum-DL-Power-TimeslotLCR-InformationItem,
id-Minimum-DL-Power-TimeslotLCR-InformationItem,
id-Received-total-wide-band-power-For-CellPortion,
id-Received-total-wide-band-power-For-CellPortion-Value,
id-Transmitted-Carrier-Power-For-CellPortion,
id-Transmitted-Carrier-Power-For-CellPortion-Value,
id-TransmittedCarrierPowerOfAllCodesNotUsedForHSTransmission,
id-TransmittedCarrierPowerOfAllCodesNotUsedForHS-PDSCH-HS-SCCH-E-AGCH-E-RGCHOrE-HICHTransmissionCellPortion,
id-TransmittedCarrierPowerOfAllCodesNotUsedForHS-PDSCH-HS-SCCH-E-AGCH-E-RGCHOrE-HICHTransmissionCellPortionValue,
id-HS-DSCHRequiredPowerValueInformation,
id-HS-DSCHProvidedBitRateValueInformation,
id-HS-DSCHRequiredPowerValue,
id-HS-DSCHRequiredPowerValue-For-Cell-Portion,
id-HS-DSCHRequiredPowerValueInformation-For-CellPortion,
id-HS-DSCHProvidedBitRateValueInformation-For-CellPortion,
id-Best-Cell-Portions-Value,
id-Unidirectional-DCH-Indicator,
id-SAT-Info-Almanac-ExtItem,
id-TnlQos,
id-UpPTSInterferenceValue,
id-HARQ-Preamble-Mode,
id-HARQ-Preamble-Mode-Activation-Indicator,
id-DLTransmissionBranchLoadValue,
id-E-DCHProvidedBitRateValueInformation,
id-E-DCH-Non-serving-Relative-Grant-Down-CommandsValue,
id-HSSICH-SIRTarget,
id-HSSICH-TPC-StepSize,
id-ueCapability-Info,
id-Additional-failed-HS-SICH,
id-Additional-missed-HS-SICH,
id-Additional-total-HS-SICH,
id-Additional-HS-SICH-Reception-Quality-Measurement-Value,
id-LCRTDD-uplink-Physical-Channel-Capability

```

FROM NBAP-Constants

```

Criticality,
ProcedureID,
ProtocolIE-ID,
TransactionID,
TriggeringMessage

```

FROM NBAP-CommonDataTypes

```

NBAP-PROTOCOL-IES,
ProtocolExtensionContainer{},

```

```

    ProtocolIE-Single-Container{}},
    NBAP-PROTOCOL-EXTENSION
FROM NBAP-Containers;

-- =====
-- A
-- =====

AckNack-RepetitionFactor ::= INTEGER (1..4,...)
-- Step: 1

Ack-Power-Offset ::= INTEGER (0..8,...)
-- According to mapping in ref. [9] subclause 4.2.1

Acknowledged-PRACH-preambles-Value ::= INTEGER(0..240,...)
-- According to mapping in [22].

AddorDeleteIndicator ::= ENUMERATED {
    add,
    delete
}

Active-Pattern-Sequence-Information ::= SEQUENCE {
    cMConfigurationChangeCFN                CFN,
    transmission-Gap-Pattern-Sequence-Status  Transmission-Gap-Pattern-Sequence-Status-List  OPTIONAL,
    iE-Extensions                            ProtocolExtensionContainer { {Active-Pattern-Sequence-Information-ExtIEs} } OPTIONAL,
    ...
}

Active-Pattern-Sequence-Information-ExtIEs NBAP-PROTOCOL-EXTENSION ::= {
    ...
}

Transmission-Gap-Pattern-Sequence-Status-List ::= SEQUENCE (SIZE (0..maxTGPS)) OF
    SEQUENCE {
        tGPSID          TGPSID,
        tGPRC           TGPRC,
        tGCFN           CFN,
        iE-Extensions   ProtocolExtensionContainer { { Transmission-Gap-Pattern-Sequence-Status-List-ExtIEs } } OPTIONAL,
        ...
    }

Transmission-Gap-Pattern-Sequence-Status-List-ExtIEs NBAP-PROTOCOL-EXTENSION ::= {
    ...
}

AICH-Power ::= INTEGER (-22..5)
-- Offset in dB.

```

```

AICH-TransmissionTiming ::= ENUMERATED {
    v0,
    v1
}

AllocationRetentionPriority ::= SEQUENCE {
    priorityLevel          PriorityLevel,
    pre-emptionCapability  Pre-emptionCapability,
    pre-emptionVulnerability Pre-emptionVulnerability,
    iE-Extensions         ProtocolExtensionContainer { {AllocationRetentionPriority-ExtIEs} } OPTIONAL,
    ...
}

AllocationRetentionPriority-ExtIEs NBAP-PROTOCOL-EXTENSION ::= {
    ...
}

Angle-Of-Arrival-Value-LCR ::= SEQUENCE {
    aOA-LCR                AOA-LCR,
    aOA-LCR-Accuracy-Class AOA-LCR-Accuracy-Class,
    iE-Extensions         ProtocolExtensionContainer { {Angle-Of-Arrival-Value-LCR-ExtIEs} } OPTIONAL,
    ...
}

Angle-Of-Arrival-Value-LCR-ExtIEs NBAP-PROTOCOL-EXTENSION ::= {
    ...
}

AOA-LCR ::= INTEGER (0..719)
-- Angle Of Arrival for 1.28Mcps TDD

AOA-LCR-Accuracy-Class ::= ENUMERATED {a,b,c,d,e,f,g,h,...}

AvailabilityStatus ::= ENUMERATED {
    empty,
    in-test,
    failed,
    power-off,
    off-line,
    off-duty,
    dependency,
    degraded,
    not-installed,
    log-full,
    ...
}

-- =====
-- B
-- =====

BCCH-ModificationTime ::= INTEGER (0..511)
-- Time = BCCH-ModificationTime * 8

```

```

-- Range 0 to 4088, step 8
-- All SFN values in which MIB may be mapped are allowed

Best-Cell-Portions-Value ::= SEQUENCE (SIZE (1..maxNrOfCellPortionsPerCell)) OF Best-Cell-Portions-Item

Best-Cell-Portions-Item ::= SEQUENCE {
    cellPortionID          CellPortionID,
    sIRValue               SIR-Value,
    iE-Extensions         ProtocolExtensionContainer { { Best-Cell-Portions-Item-ExtIEs } }
    ...
}

Best-Cell-Portions-Item-ExtIEs NBAP-PROTOCOL-EXTENSION ::= {
    ...
}

BindingID ::= OCTET STRING (SIZE (1..4, ...))
-- If the Binding ID includes a UDP port, the UDP port is included in octet 1 and 2. The first octet of
-- the UDP port field is included in the first octet of the Binding ID.

BetaCD ::= INTEGER (0..15)

BlockingPriorityIndicator ::= ENUMERATED {
    high,
    normal,
    low,
    ...
}
-- High priority: Block resource immediately.
-- Normal priority: Block resource when idle or upon timer expiry.
-- Low priority: Block resource when idle.

SCTD-Indicator ::= ENUMERATED {
    active,
    inactive
}

BundlingModeIndicator ::= ENUMERATED {
    bundling,
    no-bundling
}

-- =====
-- C
-- =====

Cause ::= CHOICE {
    radioNetwork          CauseRadioNetwork,
    transport             CauseTransport,
    protocol              CauseProtocol,
    misc                  CauseMisc,
    ...
}

```



```
CauseMisc ::= ENUMERATED {
    control-processing-overload,
    hardware-failure,
    oam-intervention,
    not-enough-user-plane-processing-resources,
    unspecified,
    ...
}

CauseProtocol ::= ENUMERATED {
    transfer-syntax-error,
    abstract-syntax-error-reject,
    abstract-syntax-error-ignore-and-notify,
    message-not-compatible-with-receiver-state,
    semantic-error,
    unspecified,
    abstract-syntax-error-falsely-constructed-message,
    ...
}

CauseRadioNetwork ::= ENUMERATED {
    unknown-C-ID,
    cell-not-available,
    power-level-not-supported,
    dl-radio-resources-not-available,
    ul-radio-resources-not-available,
    rl-already-ActivatedOrAllocated,
    nodeB-Resources-unavailable,
    measurement-not-supported-for-the-object,
    combining-resources-not-available,
    requested-configuration-not-supported,
    synchronisation-failure,
    priority-transport-channel-established,
    sIB-Origination-in-Node-B-not-Supported,
    requested-tx-diversity-mode-not-supported,
    unspecified,
    bCCH-scheduling-error,
    measurement-temporarily-not-available,
    invalid-CM-settings,
    reconfiguration-CFN-not-elapsed,
    number-of-DL-codes-not-supported,
    s-cpich-not-supported,
    combining-not-supported,
    ul-sf-not-supported,
    dl-SF-not-supported,
    common-transport-channel-type-not-supported,
    dedicated-transport-channel-type-not-supported,
    downlink-shared-channel-type-not-supported,
    uplink-shared-channel-type-not-supported,
    cm-not-supported,
    tx-diversity-no-longer-supported,
    unknown-Local-Cell-ID,
    ...,
    number-of-UL-codes-not-supported,
}
```

```
information-temporarily-not-available,  
information-provision-not-supported-for-the-object,  
cell-synchronisation-not-supported,  
cell-synchronisation-adjustment-not-supported,  
dpc-mode-change-not-supported,  
iPDL-already-activated,  
iPDL-not-supported,  
iPDL-parameters-not-available,  
frequency-acquisition-not-supported,  
power-balancing-status-not-compatible,  
requested-typeofbearer-re-arrangement-not-supported,  
signalling-Bearer-Re-arrangement-not-supported,  
bearer-Re-arrangement-needed,  
delayed-activation-not-supported,  
rl-timing-adjustment-not-supported,  
mich-not-supported,  
f-DPCH-not-supported,  
modification-period-not-available  
}  
  
CauseTransport ::= ENUMERATED {  
    transport-resource-unavailable,  
    unspecified,  
    ...  
}  
  
CCTrCH-ID ::= INTEGER (0..15)  
  
CellParameterID ::= INTEGER (0..127,...)  
  
CellPortionID ::= INTEGER (0..maxNrOfCellPortionsPerCell-1,...)  
  
CellSyncBurstCode ::= INTEGER(0..7, ...)  
  
CellSyncBurstCodeShift ::= INTEGER(0..7)  
  
CellSyncBurstRepetitionPeriod ::= INTEGER (0..4095)  
  
CellSyncBurstSIR ::= INTEGER (0..31)  
  
CellSyncBurstTiming ::= CHOICE {  
    initialPhase          INTEGER (0..1048575,...),  
    steadyStatePhase      INTEGER (0..255,...)  
}  
  
CellSyncBurstTimingLCR ::= CHOICE {  
    initialPhase          INTEGER (0..524287,...),  
    steadyStatePhase      INTEGER (0..127,...)  
}  
  
CellSyncBurstTimingThreshold ::= INTEGER(0..254)  
  
CFN ::= INTEGER (0..255)
```

```

ChipOffset ::= INTEGER (0..38399)
-- Unit Chip

C-ID ::= INTEGER (0..65535)

ClosedloopTimingAdjustmentMode ::= ENUMERATED {
    adj-1-slot,
    adj-2-slot,
    ...
}

CommonChannelsCapacityConsumptionLaw ::= SEQUENCE (SIZE(1..maxNrOfSF)) OF
    SEQUENCE {
        dl-Cost      INTEGER (0..65535),
        ul-Cost      INTEGER (0..65535),
        iE-Extensions ProtocolExtensionContainer { { CommonChannelsCapacityConsumptionLaw-ExtIEs } }
        ...
    }
    OPTIONAL,

CommonChannelsCapacityConsumptionLaw-ExtIEs NBAP-PROTOCOL-EXTENSION ::= {
    ...
}

CommonMeasurementAccuracy ::= CHOICE {
    tUTRANGPSMeasurementAccuracyClass    TUTRANGPSAccuracyClass,
    ...
}

CommonMeasurementType ::= ENUMERATED {
    received-total-wide-band-power,
    transmitted-carrier-power,
    acknowledged-prach-preambles,
    ul-timeslot-iscp,
    notUsed-1-acknowledged-PCPCH-access-preambles,
    notUsed-2-detected-PCPCH-access-preambles,
    ...,
    uTRAN-GPS-Timing-of-Cell-Frames-for-UE-Positioning,
    sFN-SFN-Observed-Time-Difference,
    transmittedCarrierPowerOfAllCodesNotUsedForHSTransmission,
    hS-DSCH-Required-Power,
    hS-DSCH-Provided-Bit-Rate,
    received-total-wide-band-power-for-cellPortion,
    transmitted-carrier-power-for-cellPortion,
    transmittedCarrierPowerOfAllCodesNotUsedForHS-PDSCH-HS-SCCH-E-AGCH-E-RGCHOrE-HICHTransmission-for-cellPortion,
    upPTS-Interference,
    dlTransmissionBranchLoad,
    hS-DSCH-Required-Power-for-cell-portion,
    hS-DSCH-Provided-Bit-Rate-for-cell-portion,
    e-DCH-Provided-Bit-Rate,
    e-DCH-Non-serving-Relative-Grant-Down-Commands
}

CommonMeasurementValue ::= CHOICE {
    transmitted-carrier-power
        Transmitted-Carrier-Power-Value,

```

```

received-total-wide-band-power          Received-total-wide-band-power-Value,
acknowledged-prach-preambles            Acknowledged-PRACH-preambles-Value,
uL-TimeslotISCP                          UL-TimeslotISCP-Value,
notUsed-1-acknowledged-PCPCH-access-preambles  NULL,
notUsed-2-detected-PCPCH-access-preambles  NULL,
...
extension-CommonMeasurementValue        Extension-CommonMeasurementValue
}

Extension-CommonMeasurementValue ::= ProtocolIE-Single-Container {{ Extension-CommonMeasurementValueIE }}

Extension-CommonMeasurementValueIE NBAP-PROTOCOL-IES ::= {
  { ID id-TUTRANGPSMeasurementValueInformation CRITICALITY ignore TYPE TUTRANGPSMeasurementValueInformation PRESENCE mandatory } |
  { ID id-SFNFSNMeasurementValueInformation CRITICALITY ignore TYPE SFNFSNMeasurementValueInformation PRESENCE mandatory } |
  { ID id-TransmittedCarrierPowerOfAllCodesNotUsedForHSTransmission CRITICALITY ignore TYPE
TransmittedCarrierPowerOfAllCodesNotUsedForHSTransmissionValue PRESENCE mandatory } |
  { ID id-HS-DSCHRequiredPowerValueInformation CRITICALITY ignore TYPE HS-DSCHRequiredPower PRESENCE mandatory } |
  { ID id-HS-DSCHProvidedBitRateValueInformation CRITICALITY ignore TYPE HS-DSCHProvidedBitRate PRESENCE mandatory } |
  { ID id-Transmitted-Carrier-Power-For-CellPortion-Value CRITICALITY ignore TYPE Transmitted-Carrier-Power-For-CellPortion-Value PRESENCE
mandatory } |
  { ID id-Received-total-wide-band-power-For-CellPortion-Value CRITICALITY ignore TYPE Received-total-wide-band-power-For-CellPortion-Value
PRESENCE mandatory } |
  { ID id-TransmittedCarrierPowerOfAllCodesNotUsedForHS-PDSCH-HS-SCCH-E-AGCH-E-RGCHOrE-HICHTransmissionCellPortionValue CRITICALITY ignore TYPE
TransmittedCarrierPowerOfAllCodesNotUsedForHS-PDSCH-HS-SCCH-E-AGCH-E-RGCHOrE-HICHTransmissionCellPortionValue PRESENCE mandatory } |
  { ID id-UpPTSInterferenceValue CRITICALITY ignore TYPE UpPTSInterferenceValue PRESENCE
mandatory } |
  { ID id-DLTransmissionBranchLoadValue CRITICALITY ignore TYPE DLTransmissionBranchLoadValue
PRESENCE mandatory } |
  { ID id-HS-DSCHRequiredPowerValueInformation-For-CellPortion CRITICALITY ignore TYPE HS-DSCHRequiredPowerValueInformation-For-CellPortion
PRESENCE mandatory } |
  { ID id-HS-DSCHProvidedBitRateValueInformation-For-CellPortion CRITICALITY ignore TYPE HS-DSCHProvidedBitRateValueInformation-For-CellPortion
PRESENCE mandatory } |
  { ID id-E-DCHProvidedBitRateValueInformation CRITICALITY ignore TYPE E-DCHProvidedBitRate
PRESENCE mandatory } |
  { ID id-E-DCH-Non-serving-Relative-Grant-Down-CommandsValue CRITICALITY ignore TYPE E-DCH-Non-serving-Relative-Grant-Down-Commands
PRESENCE mandatory }
}

CommonMeasurementValueInformation ::= CHOICE {
  measurementAvailable CommonMeasurementAvailable,
  measurementnotAvailable CommonMeasurementnotAvailable
}

CommonMeasurementAvailable ::= SEQUENCE {
  commonmeasurementValue CommonMeasurementValue,
  ie-Extensions ProtocolExtensionContainer { { CommonMeasurementAvailableItem-ExtIEs } } OPTIONAL,
  ...
}

CommonMeasurementAvailableItem-ExtIEs NBAP-PROTOCOL-EXTENSION ::= {

```

```

...
}
CommonMeasurementnotAvailable ::= NULL

CommonPhysicalChannelID ::= INTEGER (0..255)

Common-PhysicalChannel-Status-Information ::= SEQUENCE {
    commonPhysicalChannelID      CommonPhysicalChannelID,
    resourceOperationalState     ResourceOperationalState,
    availabilityStatus           AvailabilityStatus,
    iE-Extensions                ProtocolExtensionContainer { { Common-PhysicalChannel-Status-Information-ExtIEs} } OPTIONAL,
    ...
}

Common-PhysicalChannel-Status-Information-ExtIEs NBAP-PROTOCOL-EXTENSION ::= {
    ...
}

CommonTransportChannelID ::= INTEGER (0..255)

CommonTransportChannel-InformationResponse ::= SEQUENCE {
    commonTransportChannelID     CommonTransportChannelID,
    bindingID                    BindingID OPTIONAL,
    transportLayerAddress        TransportLayerAddress OPTIONAL,
    iE-Extensions                ProtocolExtensionContainer { { CommonTransportChannel-InformationResponse-ExtIEs} } OPTIONAL,
    ...
}

CommonTransportChannel-InformationResponse-ExtIEs NBAP-PROTOCOL-EXTENSION ::= {
    ...
}

Common-TransportChannel-Status-Information ::= SEQUENCE {
    commonTransportChannelID     CommonTransportChannelID,
    resourceOperationalState     ResourceOperationalState,
    availabilityStatus           AvailabilityStatus,
    iE-Extensions                ProtocolExtensionContainer { { Common-TransportChannel-Status-Information-ExtIEs} } OPTIONAL,
    ...
}

Common-TransportChannel-Status-Information-ExtIEs NBAP-PROTOCOL-EXTENSION ::= {
    ...
}

CommunicationControlPortID ::= INTEGER (0..65535)

Compressed-Mode-Deactivation-Flag ::= ENUMERATED {
    deactivate,
    maintain-Active
}

ConfigurationGenerationID ::= INTEGER (0..255)

```

```

-- Value '0' means "No configuration"

ConstantValue ::= INTEGER (-10..10,...)
-- -10 dB - +10 dB
-- unit dB
-- step 1 dB

CQI-Feedback-Cycle ::= ENUMERATED {v0, v2, v4, v8, v10, v20, v40, v80, v160,...}

CQI-Power-Offset ::= INTEGER (0..8,...)
-- According to mapping in ref. [9] subclause 4.2.1

CQI-RepetitionFactor ::= INTEGER (1..4,...)
-- Step: 1

CriticalityDiagnostics ::= SEQUENCE {
    procedureID          ProcedureID          OPTIONAL,
    triggeringMessage    TriggeringMessage    OPTIONAL,
    procedureCriticality Criticality          OPTIONAL,
    transactionID        TransactionID        OPTIONAL,
    iEsCriticalityDiagnostics CriticalityDiagnostics-IE-List OPTIONAL,
    iE-Extensions        ProtocolExtensionContainer { {CriticalityDiagnostics-ExtIEs} } OPTIONAL,
    ...
}

CriticalityDiagnostics-ExtIEs NBAP-PROTOCOL-EXTENSION ::= {
    ...
}

CriticalityDiagnostics-IE-List ::= SEQUENCE (SIZE (1..maxNrOfErrors)) OF
    SEQUENCE {
        iECriticality    Criticality,
        iE-ID            ProtocolIE-ID,
        repetitionNumber RepetitionNumber0 OPTIONAL,
        iE-Extensions    ProtocolExtensionContainer { {CriticalityDiagnostics-IE-List-ExtIEs} } OPTIONAL,
        ...
    }

CriticalityDiagnostics-IE-List-ExtIEs NBAP-PROTOCOL-EXTENSION ::= {
    { ID id-MessageStructure    CRITICALITY ignore    EXTENSION MessageStructure    PRESENCE optional    }|
    { ID id-typeofError         CRITICALITY ignore    EXTENSION typeofError        PRESENCE mandatory   }|
    ...
}

CRNC-CommunicationContextID ::= INTEGER (0..1048575)

CSBMeasurementID ::= INTEGER (0..65535)

CSBTransmissionID ::= INTEGER (0..65535)

-- =====
-- D
-- =====

```

```

DATA-ID ::= INTEGER (0..3)

DCH-ID ::= INTEGER (0..255)

DCH-FDD-Information ::= SEQUENCE (SIZE (1..maxNrOfDCHs)) OF DCH-FDD-InformationItem

DCH-FDD-InformationItem ::= SEQUENCE {
    payloadCRC-PresenceIndicator      PayloadCRC-PresenceIndicator,
    ul-FP-Mode                        UL-FP-Mode,
    toAWS                             ToAWS,
    toAWE                             ToAWE,
    dCH-SpecificInformationList       DCH-Specific-FDD-InformationList,
    iE-Extensions                     ProtocolExtensionContainer { { DCH-FDD-InformationItem-ExtIEs } }    OPTIONAL,
    ...
}

DCH-FDD-InformationItem-ExtIEs NBAP-PROTOCOL-EXTENSION ::= {
    { ID id-TnlQos                    CRITICALITY ignore      EXTENSION TnlQos          PRESENCE optional    },
    ...
}

DCH-Specific-FDD-InformationList ::= SEQUENCE (SIZE (1..maxNrOfDCHs)) OF DCH-Specific-FDD-Item

DCH-Specific-FDD-Item ::= SEQUENCE {
    dCH-ID                            DCH-ID,
    ul-TransportFormatSet              TransportFormatSet,
    dl-TransportFormatSet              TransportFormatSet,
    allocationRetentionPriority         AllocationRetentionPriority,
    frameHandlingPriority               FrameHandlingPriority,
    qE-Selector                        QE-Selector,
    iE-Extensions                     ProtocolExtensionContainer { { DCH-Specific-FDD-Item-ExtIEs } }    OPTIONAL,
    ...
}

DCH-Specific-FDD-Item-ExtIEs NBAP-PROTOCOL-EXTENSION ::= {
    { ID id-Unidirectional-DCH-Indicator  CRITICALITY reject  EXTENSION Unidirectional-DCH-Indicator  PRESENCE optional },
    ...
}

DCH-Indicator-For-E-DCH-HSDPA-Operation ::= ENUMERATED {
    dch-not-present
}

DCH-InformationResponse ::= SEQUENCE (SIZE (1..maxNrOfDCHs)) OF DCH-InformationResponseItem

DCH-InformationResponseItem ::= SEQUENCE {
    dCH-ID                            DCH-ID,
    bindingID                          BindingID            OPTIONAL,
    transportLayerAddress               TransportLayerAddress  OPTIONAL,
    iE-Extensions                     ProtocolExtensionContainer { { DCH-InformationResponseItem-ExtIEs } }    OPTIONAL,
    ...
}

```

```

DCH-InformationResponseItem-ExtIEs NBAP-PROTOCOL-EXTENSION ::= {
  ...
}

DCH-TDD-Information ::= SEQUENCE (SIZE (1..maxNrOfDCHs)) OF DCH-TDD-InformationItem

DCH-TDD-InformationItem ::= SEQUENCE {
  payloadCRC-PresenceIndicator      PayloadCRC-PresenceIndicator,
  ul-FP-Mode                        UL-FP-Mode,
  toAWS                             ToAWS,
  toAWE                             ToAWE,
  dCH-SpecificInformationList       DCH-Specific-TDD-InformationList,
  iE-Extensions                     ProtocolExtensionContainer { { DCH-TDD-InformationItem-ExtIEs} } OPTIONAL,
  ...
}

DCH-TDD-InformationItem-ExtIEs NBAP-PROTOCOL-EXTENSION ::= {
  { ID id-TnlQos                     CRITICALITY ignore      EXTENSION TnlQos      PRESENCE optional},
  ...
}

DCH-Specific-TDD-InformationList ::= SEQUENCE (SIZE (1..maxNrOfDCHs)) OF DCH-Specific-TDD-Item

DCH-Specific-TDD-Item ::= SEQUENCE {
  dCH-ID                            DCH-ID,
  ul-CCTrCH-ID                      CCTrCH-ID,
  dl-CCTrCH-ID                      CCTrCH-ID,
  ul-TransportFormatSet             TransportFormatSet,
  dl-TransportFormatSet             TransportFormatSet,
  allocationRetentionPriority        AllocationRetentionPriority,
  frameHandlingPriority             FrameHandlingPriority,
  qE-Selector                       QE-Selector OPTIONAL,
  -- This IE shall be present if DCH is part of set of Coordinated DCHs
  iE-Extensions                     ProtocolExtensionContainer { { DCH-Specific-TDD-Item-ExtIEs} } OPTIONAL,
  ...
}

DCH-Specific-TDD-Item-ExtIEs NBAP-PROTOCOL-EXTENSION ::= {
  { ID id-Unidirectional-DCH-Indicator CRITICALITY reject  EXTENSION Unidirectional-DCH-Indicator PRESENCE optional },
  ...
}

FDD-DCHs-to-Modify ::= SEQUENCE (SIZE (1..maxNrOfDCHs)) OF FDD-DCHs-to-ModifyItem

FDD-DCHs-to-ModifyItem ::= SEQUENCE {
  ul-FP-Mode                        UL-FP-Mode      OPTIONAL,
  toAWS                             ToAWS          OPTIONAL,
  toAWE                             ToAWE          OPTIONAL,
  transportBearerRequestIndicator    TransportBearerRequestIndicator,
  dCH-SpecificInformationList       DCH-ModifySpecificInformation-FDD,
  iE-Extensions                     ProtocolExtensionContainer { { FDD-DCHs-to-ModifyItem-ExtIEs} } OPTIONAL,
  ...
}

```



```

FDD-DCHs-to-ModifyItem-ExtIEs  NBAP-PROTOCOL-EXTENSION ::= {
  {ID id-TnlQos                CRITICALITY ignore      EXTENSION TnlQos          PRESENCE optional},
  ...
}

DCH-ModifySpecificInformation-FDD ::= SEQUENCE (SIZE (1..maxNrOfDCHs)) OF DCH-ModifySpecificItem-FDD

DCH-ModifySpecificItem-FDD ::= SEQUENCE {
  dCH-ID                        DCH-ID,
  ul-TransportFormatSet        TransportFormatSet      OPTIONAL,
  dl-TransportFormatSet        TransportFormatSet      OPTIONAL,
  allocationRetentionPriority   AllocationRetentionPriority OPTIONAL,
  frameHandlingPriority         FrameHandlingPriority   OPTIONAL,
  iE-Extensions                ProtocolExtensionContainer { { DCH-ModifySpecificItem-FDD-ExtIEs } } OPTIONAL,
  ...
}

DCH-ModifySpecificItem-FDD-ExtIEs  NBAP-PROTOCOL-EXTENSION ::= {
  {ID id-Unidirectional-DCH-Indicator  CRITICALITY reject      EXTENSION Unidirectional-DCH-Indicator  PRESENCE optional},
  ...
}

TDD-DCHs-to-Modify ::= SEQUENCE (SIZE (1..maxNrOfDCHs)) OF DCH-ModifyItem-TDD

DCH-ModifyItem-TDD ::= SEQUENCE {
  ul-FP-Mode                    UL-FP-Mode            OPTIONAL,
  toAWS                          ToAWS                 OPTIONAL,
  toAWE                          ToAWE                 OPTIONAL,
  transportBearerRequestIndicator TransportBearerRequestIndicator,
  dCH-SpecificInformationList     DCH-ModifySpecificInformation-TDD,
  iE-Extensions                ProtocolExtensionContainer { { TDD-DCHs-to-ModifyItem-ExtIEs } } OPTIONAL,
  ...
}

TDD-DCHs-to-ModifyItem-ExtIEs  NBAP-PROTOCOL-EXTENSION ::= {
  {ID id-TnlQos                CRITICALITY ignore      EXTENSION TnlQos          PRESENCE optional},
  ...
}

DCH-ModifySpecificInformation-TDD ::= SEQUENCE (SIZE (1..maxNrOfDCHs)) OF DCH-ModifySpecificItem-TDD

DCH-ModifySpecificItem-TDD ::= SEQUENCE {
  dCH-ID                        DCH-ID,
  ul-CCTrCH-ID                  CCTrCH-ID              OPTIONAL,
  dl-CCTrCH-ID                  CCTrCH-ID              OPTIONAL,
  ul-TransportFormatSet        TransportFormatSet      OPTIONAL,
  dl-TransportFormatSet        TransportFormatSet      OPTIONAL,
  allocationRetentionPriority   AllocationRetentionPriority OPTIONAL,
  frameHandlingPriority         FrameHandlingPriority   OPTIONAL,
  iE-Extensions                ProtocolExtensionContainer { { DCH-ModifySpecificItem-TDD-ExtIEs } } OPTIONAL,
  ...
}

```

```

DCH-ModifySpecificItem-TDD-ExtIEs NBAP-PROTOCOL-EXTENSION ::= {
  ...
}

DedicatedChannelsCapacityConsumptionLaw ::= SEQUENCE ( SIZE(1..maxNrOfSF) ) OF
  SEQUENCE {
    dl-Cost-1      INTEGER (0..65535),
    dl-Cost-2      INTEGER (0..65535),
    ul-Cost-1      INTEGER (0..65535),
    ul-Cost-2      INTEGER (0..65535),
    iE-Extensions  ProtocolExtensionContainer { { DedicatedChannelsCapacityConsumptionLaw-ExtIEs } } OPTIONAL,
    ...
  }

DedicatedChannelsCapacityConsumptionLaw-ExtIEs NBAP-PROTOCOL-EXTENSION ::= {
  ...
}

DedicatedMeasurementType ::= ENUMERATED {
  sir,
  sir-error,
  transmitted-code-power,
  rscp,
  rx-timing-deviation,
  round-trip-time,
  ...,
  rx-timing-deviation-LCR,
  angle-Of-Arrival-LCR,
  hs-sich-quality,
  best-Cell-Portions
}

DedicatedMeasurementValue ::= CHOICE {
  sIR-Value          SIR-Value,
  sIR-ErrorValue     SIR-Error-Value,
  transmittedCodePowerValue  Transmitted-Code-Power-Value,
  rSCP               RSCP-Value,
  rxTimingDeviationValue  Rx-Timing-Deviation-Value,
  roundTripTime      Round-Trip-Time-Value,
  ...,
  extension-DedicatedMeasurementValue  Extension-DedicatedMeasurementValue
}

Extension-DedicatedMeasurementValue ::= ProtocolIE-Single-Container {{ Extension-DedicatedMeasurementValueIE }}

Extension-DedicatedMeasurementValueIE NBAP-PROTOCOL-IES ::= {
  { ID id-Rx-Timing-Deviation-Value-LCR  CRITICALITY reject  TYPE Rx-Timing-Deviation-Value-LCR  PRESENCE mandatory }|
  { ID id-Angle-Of-Arrival-Value-LCR  CRITICALITY reject  TYPE Angle-Of-Arrival-Value-LCR  PRESENCE mandatory }|
  { ID id-HS-SICH-Reception-Quality  CRITICALITY reject  TYPE HS-SICH-Reception-Quality-Value  PRESENCE mandatory }|
  { ID id-Best-Cell-Portions-Value  CRITICALITY reject  TYPE Best-Cell-Portions-Value  PRESENCE mandatory },
  ...
}

```

```

}

DedicatedMeasurementValueInformation ::= CHOICE {
    measurementAvailable      DedicatedMeasurementAvailable,
    measurementnotAvailable   DedicatedMeasurementnotAvailable
}

DedicatedMeasurementAvailable ::= SEQUENCE {
    dedicatedmeasurementValue  DedicatedMeasurementValue,
    cFN                        CFN                        OPTIONAL,
    ie-Extensions              ProtocolExtensionContainer { { DedicatedMeasurementAvailableItem-ExtIEs} } OPTIONAL,
    ...
}

DedicatedMeasurementAvailableItem-ExtIEs NBAP-PROTOCOL-EXTENSION ::= {
    ...
}

DedicatedMeasurementnotAvailable ::= NULL

DelayedActivation ::= CHOICE {
    cfn                        CFN,
    separate-indication       NULL
}

DelayedActivationUpdate ::= CHOICE {
    activate      Activate-Info,
    deactivate    Deactivate-Info
}

Activate-Info ::= SEQUENCE {
    activation-type      Execution-Type,
    initial-dl-tx-power  DL-Power,
    firstRLS-Indicator   FirstRLS-Indicator           OPTIONAL, --FDD Only
    propagation-delay    PropagationDelay            OPTIONAL, --FDD Only
    iE-Extensions        ProtocolExtensionContainer { { Activate-Info-ExtIEs} } OPTIONAL,
    ...
}

Activate-Info-ExtIEs NBAP-PROTOCOL-EXTENSION ::= {
    ...
}

Deactivate-Info ::= SEQUENCE {
    deactivation-type      Execution-Type,
    iE-Extensions          ProtocolExtensionContainer { { Deactivate-Info-ExtIEs} } OPTIONAL,
    ...
}

```

```
}

Deactivate-Info-ExtIEs NBAP-PROTOCOL-EXTENSION ::= {
    ...
}

Execution-Type ::= CHOICE {
    synchronised    CFN,
    unsynchronised NULL
}

DeltaSIR          ::= INTEGER (0..30)
-- Unit dB, Step 0.1 dB, Range 0..3 dB.

DGPSCorrections ::= SEQUENCE {
    gpstow          GPSTOW,
    status-health   GPS-Status-Health,
    satellitainfo   SAT-Info-DGPSCorrections,
    ie-Extensions   ProtocolExtensionContainer { { DGPSCorrections-ExtIEs } }    OPTIONAL,
    ...
}

DGPSCorrections-ExtIEs NBAP-PROTOCOL-EXTENSION ::= {
    ...
}

DGPSThresholds ::= SEQUENCE {
    prcdeviation    PRCDeviation,
    ie-Extensions   ProtocolExtensionContainer { { DGPSThresholds-ExtIEs } }    OPTIONAL,
    ...
}

DGPSThresholds-ExtIEs NBAP-PROTOCOL-EXTENSION ::= {
    ...
}

DiscardTimer ::= ENUMERATED
{v20,v40,v60,v80,v100,v120,v140,v160,v180,v200,v250,v300,v400,v500,v750,v1000,v1250,v1500,v1750,v2000,v2500,v3000,v3500,v4000,v4500,v5000,v7500,
...
}

DiversityControlField ::= ENUMERATED {
    may,
    must,
    must-not,
    ...
}

DiversityMode ::= ENUMERATED {
    none,
```

```

    sTTD,
    closed-loop-mode1,
    not-used-closed-loop-mode2,
    ...
}

DL-DPCH-SlotFormat ::= INTEGER (0..16,...)

DL-DPCH-TimingAdjustment ::= ENUMERATED {
    timing-advance,
    timing-delay
}

DL-Timeslot-Information ::= SEQUENCE (SIZE (1.. maxNrOfDLTs)) OF DL-Timeslot-InformationItem

DL-Timeslot-InformationItem ::= SEQUENCE {
    timeSlot                TimeSlot,
    midambleShiftAndBurstType MidambleShiftAndBurstType,
    tFCI-Presence            TFCI-Presence,
    dL-Code-Information      TDD-DL-Code-Information,
    iE-Extensions            ProtocolExtensionContainer { { DL-Timeslot-InformationItem-ExtIEs } } OPTIONAL,
    ...
}

DL-Timeslot-InformationItem-ExtIEs NBAP-PROTOCOL-EXTENSION ::= {
    ...
}

DL-TimeslotLCR-Information ::= SEQUENCE (SIZE (1.. maxNrOfDLTSLCRs)) OF DL-TimeslotLCR-InformationItem

DL-TimeslotLCR-InformationItem ::= SEQUENCE {
    timeSlotLCR                TimeSlotLCR,
    midambleShiftLCR           MidambleShiftLCR,
    tFCI-Presence              TFCI-Presence,
    dL-Code-LCR-Information    TDD-DL-Code-LCR-Information,
    iE-Extensions              ProtocolExtensionContainer { { DL-TimeslotLCR-InformationItem-ExtIEs } } OPTIONAL,
    ...
}

DL-TimeslotLCR-InformationItem-ExtIEs NBAP-PROTOCOL-EXTENSION ::= {
    { ID id-Initial-DL-Power-TimeslotLCR-InformationItem CRITICALITY ignore EXTENSION DL-Power PRESENCE optional } |
    -- Applicable to 1.28Mcps TDD only
    { ID id-Maximum-DL-Power-TimeslotLCR-InformationItem CRITICALITY ignore EXTENSION DL-Power PRESENCE optional } |
    -- Applicable to 1.28Mcps TDD only
    { ID id-Minimum-DL-Power-TimeslotLCR-InformationItem CRITICALITY ignore EXTENSION DL-Power PRESENCE optional },
    ...
}

DL-FrameType ::= ENUMERATED {
    typeA,
    typeB,
    ...
}

```

```

DL-or-Global-CapacityCredit ::= INTEGER (0..65535)

DL-Power ::= INTEGER (-350..150)
-- Value = DL-Power/10
-- Unit dB, Range -35dB .. +15dB, Step +0.1dB

DLPowerAveragingWindowSize ::= INTEGER (1..60)

DL-PowerBalancing-Information ::= SEQUENCE {
    powerAdjustmentType      PowerAdjustmentType,
    dlReferencePower         DL-Power      OPTIONAL,
    -- This IE shall be present if Power Adjustment Type IE equals to 'Common'
    dlReferencePowerList-DL-PC-Rqst DL-ReferencePowerInformationList OPTIONAL,
    -- This IE shall be present if Power Adjustment Type IE equals to 'Individual'
    maxAdjustmentStep       MaxAdjustmentStep      OPTIONAL,
    -- This IE shall be present if Power Adjustment Type IE equals to 'Common' or 'Individual'
    adjustmentPeriod        AdjustmentPeriod      OPTIONAL,
    -- This IE shall be present if Power Adjustment Type IE equals to 'Common' or 'Individual'
    adjustmentRatio         ScaledAdjustmentRatio  OPTIONAL,
    -- This IE shall be present if Power Adjustment Type IE equals to 'Common' or 'Individual'
    iE-Extensions           ProtocolExtensionContainer { { DL-PowerBalancing-Information-ExtIEs } } OPTIONAL,
    ...
}

DL-PowerBalancing-Information-ExtIEs NBAP-PROTOCOL-EXTENSION ::= {
    ...
}

DL-ReferencePowerInformationList ::= SEQUENCE (SIZE (1..maxNrOfRLs)) OF DL-ReferencePowerInformationItem

DL-ReferencePowerInformationItem ::= SEQUENCE {
    rL-ID                    RL-ID,
    dl-Reference-Power       DL-Power,
    iE-Extensions           ProtocolExtensionContainer { {DL-ReferencePowerInformationItem-ExtIEs} } OPTIONAL,
    ...
}

DL-ReferencePowerInformationItem-ExtIEs NBAP-PROTOCOL-EXTENSION ::= {
    ...
}

DL-PowerBalancing-ActivationIndicator ::= ENUMERATED {
    dl-PowerBalancing-Activated
}

DL-PowerBalancing-UpdatedIndicator ::= ENUMERATED {
    dl-PowerBalancing-Updated
}

DL-ScramblingCode ::= INTEGER (0..15)
-- 0= Primary scrambling code of the cell, 1..15= Secondary scrambling code --

DL-TimeslotISCP ::= INTEGER (0..91)

```

```

DL-TimeslotISCPInfo ::= SEQUENCE (SIZE (1..maxNrOfDLTSs)) OF DL-TimeslotISCPInfoItem

DL-TimeslotISCPInfoItem ::= SEQUENCE {
    timeSlot                TimeSlot,
    dL-TimeslotISCP         DL-TimeslotISCP,
    iE-Extensions           ProtocolExtensionContainer { {DL-TimeslotISCPInfoItem-ExtIEs} }
    ...
}

DL-TimeslotISCPInfoItem-ExtIEs  NBAP-PROTOCOL-EXTENSION ::= {
    ...
}

DL-TimeslotISCPInfoLCR ::= SEQUENCE (SIZE (1..maxNrOfDLTSLCRs)) OF DL-TimeslotISCPInfoItemLCR

DL-TimeslotISCPInfoItemLCR ::= SEQUENCE {
    timeSlotLCR            TimeSlotLCR,
    dL-TimeslotISCP        DL-TimeslotISCP,
    iE-Extensions          ProtocolExtensionContainer { {DL-TimeslotISCPInfoItemLCR-ExtIEs} }
    ...
}

DL-TimeslotISCPInfoItemLCR-ExtIEs  NBAP-PROTOCOL-EXTENSION ::= {
    ...
}

DL-TPC-Pattern01Count ::= INTEGER (0..30,...)

DLTransmissionBranchLoadValue ::= INTEGER (0..101,...)

Downlink-Compressed-Mode-Method ::= ENUMERATED {
    not-Used-puncturing,
    sFdiv2,
    higher-layer-scheduling,
    ...
}

DPC-Mode ::= ENUMERATED {
    mode0,
    mode1,
    ...
}

DPCH-ID ::= INTEGER (0..239)

DSCH-ID ::= INTEGER (0..255)

DSCH-InformationResponse ::= SEQUENCE (SIZE (1..maxNrOfDSCHs)) OF DSCH-InformationResponseItem

DSCH-InformationResponseItem ::= SEQUENCE {
    dSCH-ID                DSCH-ID,
    bindingID              BindingID
    OPTIONAL,
}

```

```

    transportLayerAddress      TransportLayerAddress      OPTIONAL,
    iE-Extensions              ProtocolExtensionContainer { { DSCH-InformationResponseItem-ExtIEs } }  OPTIONAL,
    ...
}

DSCH-InformationResponseItem-ExtIEs NBAP-PROTOCOL-EXTENSION ::= {
    ...
}

DSCH-TDD-Information ::= SEQUENCE (SIZE (1..maxNrOfDSCHs)) OF DSCH-TDD-InformationItem

DSCH-TDD-InformationItem ::= SEQUENCE {
    dSCH-ID                    DSCH-ID,
    cCTrCH-ID                  CCTrCH-ID,
    transportFormatSet         TransportFormatSet,
    allocationRetentionPriority AllocationRetentionPriority,
    frameHandlingPriority      FrameHandlingPriority,
    toAWS                      ToAWS,
    toAWE                      ToAWE,
    iE-Extensions              ProtocolExtensionContainer { { DSCH-TDD-InformationItem-ExtIEs } }  OPTIONAL,
    ...
}

DSCH-TDD-InformationItem-ExtIEs NBAP-PROTOCOL-EXTENSION ::= {
    { ID id-bindingID          CRITICALITY ignore      EXTENSION BindingID          PRESENCE          optional }|
    -- Shall be ignored if bearer establishment with ALCAP.
    { ID id-transportlayeraddress CRITICALITY ignore  EXTENSION TransportLayerAddress PRESENCE          optional },
    ...
}

DsField ::= BIT STRING (SIZE (8))

DwPCH-Power ::= INTEGER (-150..400,...)
-- DwPCH-power = power * 10
-- If power <= -15 DwPCH shall be set to -150
-- If power >= 40 DwPCH shall be set to 400
-- Unit dBm, Range -15dBm .. +40 dBm, Step +0.1dB

-- =====
-- E
-- =====

E-AGCH-FDD-Code-Information ::= CHOICE {
    replace          E-AGCH-FDD-Code-List,
    remove          NULL,
    ...
}

E-AGCH-FDD-Code-List ::= SEQUENCE (SIZE (1..maxNrOfE-AGCHs)) OF FDD-DL-ChannelisationCodeNumber

E-DCH-Capability ::= ENUMERATED {

```



```

    e-DCH-capable,
    e-DCH-non-capable
}

E-DCHCapacityConsumptionLaw ::= SEQUENCE {
    e-DCH-SF-allocation      E-DCH-SF-allocation,
    dl-Cost-1                INTEGER (0..65535)
                                OPTIONAL,
    dl-Cost-2                INTEGER (0..65535)
                                OPTIONAL,
    iE-Extensions           ProtocolExtensionContainer { { E-DCHCapacityConsumptionLaw-ExtIEs } }
                                OPTIONAL,
    ...
}

E-DCHCapacityConsumptionLaw-ExtIEs NBAP-PROTOCOL-EXTENSION ::= {
    ...
}

E-DCH-SF-allocation ::= SEQUENCE ( SIZE(1..maxNrOfCombEDPDCH) ) OF
    SEQUENCE {
        ul-Cost-1            INTEGER (0..65535),
        ul-Cost-2            INTEGER (0..65535),
        iE-Extensions       ProtocolExtensionContainer { { E-DCH-SF-allocation-ExtIEs } }
                                OPTIONAL,
        ...
    }

E-DCH-SF-allocation-ExtIEs NBAP-PROTOCOL-EXTENSION ::= {
    ...
}

E-DCH-TTI2ms-Capability ::= BOOLEAN
-- True = TTI 10ms and 2ms supported for E-DCH False = only TTI 10ms supported for E-DCH

E-DCH-SF-Capability ::= ENUMERATED {
    sf64,
    sf32,
    sf16,
    sf8,
    sf4,
    sf4x2,
    sf2x2,
    sf4x2-and-sf2x2,
    ...
}

E-DCH-HARQ-Combining-Capability ::= ENUMERATED {
    iR-Combining-capable,
    chase-Combining-capable,
    iR-and-Chase-Combining-capable
}

E-DCH-DDI-Value ::= INTEGER (0..62)

E-DCH-FDD-DL-Control-Channel-Information ::= SEQUENCE {
    e-AGCH-And-E-RGCH-E-HICH-FDD-Scrambling-Code  DL-ScramblingCode
                                                    OPTIONAL,

```

```

e-AGCH-Channelisation-Code          FDD-DL-ChannelisationCodeNumber          OPTIONAL,
primary-e-RNTI                       E-RNTI                                    OPTIONAL,
secondary-e-RNTI                     E-RNTI                                    OPTIONAL,
e-RGCH-E-HICH-Channelisation-Code    FDD-DL-ChannelisationCodeNumber          OPTIONAL,
e-RGCH-Signature-Sequence            E-RGCH-Signature-Sequence                OPTIONAL,
e-HICH-Signature-Sequence            E-HICH-Signature-Sequence                OPTIONAL,
serving-Grant-Value                  E-Serving-Grant-Value                    OPTIONAL,
primary-Secondary-Grant-Selector      E-Primary-Secondary-Grant-Selector        OPTIONAL,
e-RGCH-Release-Indicator              E-RGCH-Release-Indicator                  OPTIONAL,
OPTIONAL,
iE-Extensions                         ProtocolExtensionContainer { { E-DCH-FDD-DL-Control-Channel-Information-ExtIEs } } OPTIONAL,
...
}

E-DCH-FDD-DL-Control-Channel-Information-ExtIEs NBAP-PROTOCOL-EXTENSION ::= {
...
}

E-DCH-FDD-Information ::= SEQUENCE {
e-DCH-MACdFlows-Information          E-DCH-MACdFlows-Information,
hARQ-Process-Allocation-Scheduled-2ms-EDCH HARQ-Process-Allocation-2ms-EDCH          OPTIONAL,
e-DCH-Maximum-Bitrate                E-DCH-Maximum-Bitrate                    OPTIONAL,
e-DCH-Processing-Overload-Level       E-DCH-Processing-Overload-Level           OPTIONAL,
e-DCH-Reference-Power-Offset          E-DCH-Reference-Power-Offset              OPTIONAL,
iE-Extensions                         ProtocolExtensionContainer { { E-DCH-FDD-Information-ExtIEs } }          OPTIONAL,
...
}

E-DCH-FDD-Information-ExtIEs NBAP-PROTOCOL-EXTENSION ::= {
...
}

E-DCH-FDD-Information-Response ::= SEQUENCE {
e-DCH-MACdFlow-Specific-InformationResp E-DCH-MACdFlow-Specific-InformationResp   OPTIONAL,
hARQ-Process-Allocation-Scheduled-2ms-EDCH HARQ-Process-Allocation-2ms-EDCH          OPTIONAL,
iE-Extensions                         ProtocolExtensionContainer { { E-DCH-FDD-Information-Response-ExtIEs } }   OPTIONAL,
...
}

E-DCH-FDD-Information-Response-ExtIEs NBAP-PROTOCOL-EXTENSION ::= {
...
}

E-DCH-FDD-Information-to-Modify ::= SEQUENCE {
e-DCH-MACdFlow-Specific-Info-to-Modify E-DCH-MACdFlow-Specific-InfoList-to-Modify OPTIONAL,
hARQ-Process-Allocation-Scheduled-2ms-EDCH HARQ-Process-Allocation-2ms-EDCH          OPTIONAL,
e-DCH-Maximum-Bitrate                E-DCH-Maximum-Bitrate                    OPTIONAL,
e-DCH-Processing-Overload-Level       E-DCH-Processing-Overload-Level           OPTIONAL,
e-DCH-Reference-Power-Offset          E-DCH-Reference-Power-Offset              OPTIONAL,
mACeReset-Indicator                  MACeReset-Indicator                       OPTIONAL,
iE-Extensions                         ProtocolExtensionContainer { { E-DCH-FDD-Information-to-Modify-ExtIEs } }   OPTIONAL,
...
}

```

```

E-DCH-FDD-Information-to-Modify-ExtIEs NBAP-PROTOCOL-EXTENSION ::= {
  ...
}

E-DCH-FDD-Update-Information ::= SEQUENCE {
  e-DCH-MACdFlow-Specific-UpdateInformation          E-DCH-MACdFlow-Specific-UpdateInformation          OPTIONAL,
  HARQ-Process-Allocation-Scheduled-2ms-EDCH        HARQ-Process-Allocation-2ms-EDCH                    OPTIONAL,
  iE-Extensions                                       ProtocolExtensionContainer { { E-DCH-FDD-Update-Information-ExtIEs } } OPTIONAL,
  ...
}

E-DCH-FDD-Update-Information-ExtIEs NBAP-PROTOCOL-EXTENSION ::= {
  ...
}

E-DCH-MACdFlow-Specific-UpdateInformation ::= SEQUENCE (SIZE (1..maxNrOfEDCHMACdFlows)) OF E-DCH-MACdFlow-Specific-UpdateInformation-Item

E-DCH-MACdFlow-Specific-UpdateInformation-Item ::= SEQUENCE {
  e-DCH-MACdFlow-ID                                  E-DCH-MACdFlow-ID,
  HARQ-Process-Allocation-NonSched-2ms-EDCH          HARQ-Process-Allocation-2ms-EDCH                    OPTIONAL,
  iE-Extensions                                       ProtocolExtensionContainer { { E-DCH-MACdFlow-Specific-UpdateInformation-Item-ExtIEs } } OPTIONAL,
  ...
}

E-DCH-MACdFlow-Specific-UpdateInformation-Item-ExtIEs NBAP-PROTOCOL-EXTENSION ::= {
  ...
}

E-DCH-Grant-Type-Information ::= CHOICE {
  e-DCH-Non-Scheduled-Transmission-Grant            E-DCH-Non-Scheduled-Transmission-Grant-Items,
  e-DCH-Scheduled-Transmission-Grant                NULL,
  ...
}

E-DCH-LogicalChannelInformation ::= SEQUENCE (SIZE (1..maxNoOfLogicalChannels)) OF E-DCH-LogicalChannelInformationItem

E-DCH-LogicalChannelInformationItem ::= SEQUENCE {
  logicalChannelId                                  LogicalChannelID,
  schedulingPriorityIndicator                        SchedulingPriorityIndicator,
  schedulingInformation                             SchedulingInformation,
  mACesGuaranteedBitRate                            MACesGuaranteedBitRate          OPTIONAL,
  e-DCH-DDI-Value                                   E-DCH-DDI-Value,
  mACd-PDU-Size-List                               E-DCH-MACdPDU-SizeList,
  iE-Extensions                                       ProtocolExtensionContainer { { E-DCH-LogicalChannelInformationItem-ExtIEs } } OPTIONAL,
  ...
}

E-DCH-LogicalChannelInformationItem-ExtIEs NBAP-PROTOCOL-EXTENSION ::= {
  ...
}

```

```

E-DCH-Maximum-Bitrate ::= INTEGER (0..5742,...)

E-DCH-Processing-Overload-Level ::= INTEGER (0..10,...)

E-DCH-Reference-Power-Offset ::= INTEGER (0.. maxNrOfEDCH-HARQ-PO-QUANTSTEPS)

E-DCH-MACdPDU-SizeList ::= SEQUENCE (SIZE (1.. maxNrOfMACdPDUSize)) OF E-DCH-MACdPDU-SizeListItem

E-DCH-MACdPDU-SizeListItem ::= SEQUENCE {
    mACdPDU-Size          MACdPDU-Size,
    iE-Extensions        ProtocolExtensionContainer { { E-DCH-MACdPDU-SizeListItem-ExtIEs } }      OPTIONAL,
    ...
}

E-DCH-MACdPDU-SizeListItem-ExtIEs NBAP-PROTOCOL-EXTENSION ::= {
    ...
}

E-DCH-LogicalChannelToModify ::= SEQUENCE (SIZE (1..maxNoOfLogicalChannels)) OF E-DCH-LogicalChannelToModifyItem

E-DCH-LogicalChannelToModifyItem ::= SEQUENCE {
    logicalChannelId      LogicalChannelID,
    schedulingPriorityIndicator      SchedulingPriorityIndicator      OPTIONAL,
    schedulingInformation    SchedulingInformation      OPTIONAL,
    mACesGuaranteedBitRate    MACesGuaranteedBitRate      OPTIONAL,
    e-DCH-DDI-Value          E-DCH-DDI-Value      OPTIONAL,
    mACd-PDU-Size-List      E-DCH-MACdPDU-SizeToModifyList,
    iE-Extensions          ProtocolExtensionContainer { { E-DCH-LogicalChannelToModifyItem-ExtIEs } }      OPTIONAL,
    ...
}

E-DCH-LogicalChannelToModifyItem-ExtIEs NBAP-PROTOCOL-EXTENSION ::= {
    ...
}

E-DCH-MACdPDU-SizeToModifyList ::= SEQUENCE (SIZE (0.. maxNrOfMACdPDUSize)) OF E-DCH-MACdPDU-SizeListItem

E-DCH-LogicalChannelToDelete ::= SEQUENCE (SIZE (1..maxNoOfLogicalChannels)) OF E-DCH-LogicalChannelToDeleteItem

E-DCH-LogicalChannelToDeleteItem ::= SEQUENCE {
    logicalChannelId      LogicalChannelID,
    iE-Extensions        ProtocolExtensionContainer { { E-DCH-LogicalChannelToDeleteItem-ExtIEs } }      OPTIONAL,
    ...
}

E-DCH-LogicalChannelToDeleteItem-ExtIEs NBAP-PROTOCOL-EXTENSION ::= {
    ...
}

LogicalChannelID ::= INTEGER (1..15)

```

```

E-DCH-HARQ-PO-FDD ::= INTEGER (0.. maxNrOfEDCH-HARQ-PO-QUANTSTEPS)

E-DCH-MACdFlow-ID ::= INTEGER (0..maxNrOfEDCHMACdFlows-1)

E-DCH-MACdFlows-Information ::= SEQUENCE {
    e-DCH-MACdFlow-Specific-Info          E-DCH-MACdFlow-Specific-InfoList,
    iE-Extensions                          ProtocolExtensionContainer { { E-DCH-MACdFlows-Information-ExtIEs } }
    ...
}

E-DCH-MACdFlows-Information-ExtIEs NBAP-PROTOCOL-EXTENSION ::= {
    ...
}

E-DCH-MACdFlow-Multiplexing-List ::= BIT STRING ( SIZE(maxNrOfEDCHMACdFlows) )

E-DCH-MACdFlow-Specific-InfoList ::= SEQUENCE (SIZE (1..maxNrOfEDCHMACdFlows)) OF E-DCH-MACdFlow-Specific-InfoItem

E-DCH-MACdFlow-Specific-InfoItem ::= SEQUENCE {
    e-DCH-MACdFlow-ID                      E-DCH-MACdFlow-ID,
    allocationRetentionPriority             AllocationRetentionPriority,
    tnlQos                                  TnlQos
    payloadCRC-PresenceIndicator           PayloadCRC-PresenceIndicator,
    maximum-Number-of-Retransmissions-For-E-DCH Maximum-Number-of-Retransmissions-For-E-DCH,
    eDCH-HARQ-PO-FDD                       E-DCH-HARQ-PO-FDD,
    eDCH-MACdFlow-Multiplexing-List        E-DCH-MACdFlow-Multiplexing-List
    eDCH-Grant-Type-Information             E-DCH-Grant-Type-Information,
    bundlingModeIndicator                   BundlingModeIndicator
    eDCHLogicalChannelInformation           E-DCH-LogicalChannelInformation,
    iE-Extensions                          ProtocolExtensionContainer { { E-DCH-MACdFlow-Specific-InfoItem-ExtIEs } }
    ...
}

E-DCH-MACdFlow-Specific-InfoItem-ExtIEs NBAP-PROTOCOL-EXTENSION ::= {
    ...
}

E-DCH-MACdFlow-Specific-InformationResp ::= SEQUENCE (SIZE (1..maxNrOfEDCHMACdFlows)) OF E-DCH-MACdFlow-Specific-InformationResp-Item

E-DCH-MACdFlow-Specific-InformationResp-Item ::= SEQUENCE {
    e-DCH-MACdFlow-ID                      E-DCH-MACdFlow-ID,
    bindingID                               BindingID
    transportLayerAddress                   TransportLayerAddress
    hARQ-Process-Allocation-NonSched-2ms-EDCH HARQ-Process-Allocation-2ms-EDCH
    iE-Extensions                          ProtocolExtensionContainer { { E-DCH-MACdFlow-Specific-InformationResp-Item-ExtIEs } }
    OPTIONAL,
    ...
}

E-DCH-MACdFlow-Specific-InformationResp-Item-ExtIEs NBAP-PROTOCOL-EXTENSION ::= {
    ...
}

E-DCH-MACdFlow-Specific-InfoList-to-Modify ::= SEQUENCE (SIZE (1..maxNrOfEDCHMACdFlows)) OF E-DCH-MACdFlow-Specific-InfoItem-to-Modify

```

```

E-DCH-MACdFlow-Specific-InfoItem-to-Modify ::= SEQUENCE {
    e-DCH-MACdFlow-ID                E-DCH-MACdFlow-ID,
    allocationRetentionPriority        AllocationRetentionPriority           OPTIONAL,
    transportBearerRequestIndicator    TransportBearerRequestIndicator,
    tnlQos                              TnlQos                               OPTIONAL,
    maximum-Number-of-Retransmissions-For-E-DCH Maximum-Number-of-Retransmissions-For-E-DCH OPTIONAL,
    eDCH-HARQ-PO-FDD                   E-DCH-HARQ-PO-FDD                   OPTIONAL,
    eDCH-MACdFlow-Multiplexing-List     E-DCH-MACdFlow-Multiplexing-List     OPTIONAL,
    eDCH-Grant-Type-Information         E-DCH-Grant-Type-Information         OPTIONAL,
    bundlingModeIndicator               BundlingModeIndicator                 OPTIONAL,
    eDCH-LogicalChannelToAdd            E-DCH-LogicalChannelInformation      OPTIONAL,
    eDCH-LogicalChannelToModify         E-DCH-LogicalChannelToModify         OPTIONAL,
    eDCH-LogicalChannelToDelete         E-DCH-LogicalChannelToDelete         OPTIONAL,
    iE-Extensions                       ProtocolExtensionContainer { { E-DCH-MACdFlow-Specific-InfoItem-to-Modify-ExtIEs} }
    OPTIONAL,
    ...
}

E-DCH-MACdFlow-Specific-InfoItem-to-Modify-ExtIEs NBAP-PROTOCOL-EXTENSION ::= {
    ...
}

E-DCH-MACdFlows-to-Delete ::= SEQUENCE (SIZE (1..maxNrOfEDCHMACdFlows)) OF E-DCH-MACdFlow-to-Delete-Item

E-DCH-MACdFlow-to-Delete-Item ::= SEQUENCE {
    e-DCH-MACdFlow-ID                E-DCH-MACdFlow-ID,
    iE-Extensions                       ProtocolExtensionContainer { { E-DCH-MACdFlow-to-Delete-Item-ExtIEs} }           OPTIONAL,
    ...
}

E-DCH-MACdFlow-to-Delete-Item-ExtIEs NBAP-PROTOCOL-EXTENSION ::= {
    ...
}

E-DCH-Non-Scheduled-Transmission-Grant-Items ::= SEQUENCE {
    maxBits-MACe-PDU-non-scheduled    Max-Bits-MACe-PDU-non-scheduled,
    hARQ-Process-Allocation-NonSched-2ms HARQ-Process-Allocation-2ms-EDCH
    OPTIONAL,
    iE-Extensions                       ProtocolExtensionContainer { { E-DCH-Non-Scheduled-Transmission-Grant-Items-ExtIEs} }   OPTIONAL,
    ...
}

E-DCH-Non-Scheduled-Transmission-Grant-Items-ExtIEs NBAP-PROTOCOL-EXTENSION ::= {
    ...
}

E-DCH-Non-serving-Relative-Grant-Down-Commands ::= INTEGER (0..100,...)

E-DCHProvidedBitRateValue ::= INTEGER(0..16777215,...)
-- Unit bit/s, Range 0..2^24-1, Step 1 bit

Maximum-Target-ReceivedTotalWideBandPower ::= INTEGER (0..621)
-- mapping as for RTWP measurement value, as specified in [22]

```

```

Target-NonServing-EDCH-To-Total-EDCH-Power-Ratio ::= INTEGER (0..100)
-- Unit %, Range 0..100%, Step 1%

E-DCH-RL-Indication ::= ENUMERATED {
    e-DCH,
    non-e-DCH
}

E-DCH-Serving-Cell-Change-Info-Response ::= SEQUENCE {
    e-DCH-serving-cell-choice      E-DCH-serving-cell-choice,
    iE-Extensions                  ProtocolExtensionContainer { { E-DCH-serving-cell-informationResponse-ExtIEs} } OPTIONAL,
    ...
}

E-DCH-serving-cell-informationResponse-ExtIEs NBAP-PROTOCOL-EXTENSION ::= {
    ...
}

E-DCH-serving-cell-choice ::= CHOICE {
    e-DCH-serving-cell-change-successful      E-DCH-serving-cell-change-successful,
    e-DCH-serving-cell-change-unsuccessful    E-DCH-serving-cell-change-unsuccessful,
    ...
}

E-DCH-serving-cell-change-successful ::= SEQUENCE {
    e-DCH-RL-InformationList-Rsp      E-DCH-RL-InformationList-Rsp,
    iE-Extensions                    ProtocolExtensionContainer { { E-DCH-serving-cell-change-successful-ExtIEs} } OPTIONAL,
    ...
}

E-DCH-RL-InformationList-Rsp ::= SEQUENCE (SIZE (0..maxNrOfRLs)) OF E-DCH-RL-InformationList-Rsp-Item

E-DCH-RL-InformationList-Rsp-Item ::= SEQUENCE {
    rl-ID          RL-ID,
    e-DCH-FDD-DL-Control-Channel-Info  E-DCH-FDD-DL-Control-Channel-Information,
    iE-Extensions                    ProtocolExtensionContainer { { E-DCH-RL-InformationList-Rsp-Item-ExtIEs} } OPTIONAL,
    ...
}

E-DCH-serving-cell-change-successful-ExtIEs NBAP-PROTOCOL-EXTENSION ::= {
    ...
}

E-DCH-RL-InformationList-Rsp-Item-ExtIEs NBAP-PROTOCOL-EXTENSION ::= {
    ...
}

E-DCH-serving-cell-change-unsuccessful ::= SEQUENCE {
    cause          Cause,
    iE-Extensions ProtocolExtensionContainer { { E-DCH-serving-cell-change-unsuccessful-ExtIEs} } OPTIONAL,
    ...
}

```

```

E-DCH-serving-cell-change-unsuccessful-ExtIEs NBAP-PROTOCOL-EXTENSION ::= {
    ...
}

E-DCH-TFCI-Table-Index ::= INTEGER (0..1,...)

E-DPCCH-PO ::= INTEGER (0..maxNrOfEDPCCH-PO-QUANTSTEPS)

E-Primary-Secondary-Grant-Selector ::= ENUMERATED {
    primary,
    secondary
}

E-HICH-Signature-Sequence ::= INTEGER (0..maxNrofSigSeqRGHI-1)

End-Of-Audit-Sequence-Indicator ::= ENUMERATED {
    end-of-audit-sequence,
    not-end-of-audit-sequence
}

E-Serving-Grant-Value ::= INTEGER (0..38)

E-RGCH-2-IndexStepThreshold ::= INTEGER (0..37)

E-RGCH-3-IndexStepThreshold ::= INTEGER (0..37)

E-RGCH-E-HICH-FDD-Code-Information ::= CHOICE {
    replace          E-RGCH-E-HICH-FDD-Code-List,
    remove          NULL,
    ...
}

E-RGCH-E-HICH-FDD-Code-List ::= SEQUENCE (SIZE (1..maxNrOfE-RGCHs-E-HICHs)) OF FDD-DL-ChannelisationCodeNumber

E-RGCH-Release-Indicator ::= ENUMERATED {e-RGCHreleased}

E-RGCH-Signature-Sequence ::= INTEGER (0..maxNrofSigSeqRGHI-1)

E-RNTI ::= INTEGER (0..65535)

E-TFCI ::= INTEGER (0..127)

E-TFCS-Information ::= SEQUENCE {
    e-DCH-TFCI-Table-Index          E-DCH-TFCI-Table-Index,
    e-DCH-Min-Set-E-TFCI           E-TFCI OPTIONAL,
    reference-E-TFCI-Information    Reference-E-TFCI-Information,
    iE-Extensions                  ProtocolExtensionContainer { {E-TFCS-Information-ExtIEs} } OPTIONAL,
    ...
}

E-TFCS-Information-ExtIEs NBAP-PROTOCOL-EXTENSION ::= {
    ...
}

```



```

}

E-TTI ::= ENUMERATED {
    e-TTI-2ms,
    e-TTI-10ms
}

E-DCHProvidedBitRate ::= SEQUENCE (SIZE (1..maxNrOfPriorityClasses)) OF E-DCHProvidedBitRate-Item

E-DCHProvidedBitRate-Item ::= SEQUENCE {
    schedulingPriorityIndicator      SchedulingPriorityIndicator,
    e-DCHProvidedBitRateValue       E-DCHProvidedBitRateValue,
    iE-Extensions                   ProtocolExtensionContainer { { E-DCHProvidedBitRate-Item-ExtIEs } } OPTIONAL,
    ...
}

E-DCHProvidedBitRate-Item-ExtIEs NBAP-PROTOCOL-EXTENSION ::= {
    ...
}

E-AGCH-PowerOffset ::= INTEGER (0..255,...)
-- PowerOffset = -32 + offset * 0.25
-- Unit dB, Range -32dB .. +31.75dB, Step +0.25dB

E-RGCH-PowerOffset ::= INTEGER (0..255,...)
-- PowerOffset = -32 + offset * 0.25
-- Unit dB, Range -32dB .. +31.75dB, Step +0.25dB

E-HICH-PowerOffset ::= INTEGER (0..255,...)
-- PowerOffset = -32 + offset * 0.25
-- Unit dB, Range -32dB .. +31.75dB, Step +0.25dB

-- =====
-- F
-- =====

FDD-DL-ChannelisationCodeNumber ::= INTEGER(0.. 511)
-- According to the mapping in [9]. The maximum value is equal to the DL spreading factor -1--

FDD-DL-CodeInformation ::= SEQUENCE (SIZE (1..maxNrOfCodes)) OF FDD-DL-CodeInformationItem

FDD-DL-CodeInformationItem ::= SEQUENCE {
    dl-ScramblingCode                DL-ScramblingCode,
    fdd-DL-ChannelisationCodeNumber  FDD-DL-ChannelisationCodeNumber,
    transmissionGapPatternSequenceCodeInformation  TransmissionGapPatternSequenceCodeInformation OPTIONAL,
    iE-Extensions                   ProtocolExtensionContainer { { FDD-DL-CodeInformationItem-ExtIEs } } OPTIONAL,
    ...
}

FDD-DL-CodeInformationItem-ExtIEs NBAP-PROTOCOL-EXTENSION ::= {

```

```
    ...
}

FDD-S-CCPCH-FrameOffset ::= ENUMERATED {
    v1, v2, v4, ...
}

FDD-S-CCPCH-Offset ::= INTEGER (0..149)
-- 0: 0 chip, 1: 256 chip, 2: 512 chip, .. ,149: 38144 chip [7] --

FDD-TPC-DownlinkStepSize ::= ENUMERATED {
    step-size0-5,
    step-size1,
    step-size1-5,
    step-size2,
    ...
}

F-DPCH-Capability ::= ENUMERATED {
    f-DPCH-capable,
    f-DPCH-non-capable
}

FirstRLS-Indicator ::= ENUMERATED {
    first-RLS,
    not-first-RLS,
    ...
}

FNReportingIndicator ::= ENUMERATED {
    fN-reporting-required,
    fN-reporting-not-required
}

FrameHandlingPriority ::= INTEGER (0..15)
-- 0=lowest priority, 15=highest priority --

FrameAdjustmentValue ::= INTEGER(0..4095)

FrameOffset ::= INTEGER (0..255)

FPACH-Power ::= INTEGER (-150..400,...) -- FPACH-power = power * 10
-- If power <= -15 FPACH shall be set to -150
-- If power >= 40 FPACH shall be set to 400
-- Unit dBm, Range -15dBm .. +40 dBm, Step +0.1dB

-- =====
-- G
-- =====

GapLength          ::= INTEGER (1..14)
-- Unit slot
```

```

GapDuration ::= INTEGER (1..144,...)
-- Unit frame

GenericTrafficCategory ::= BIT STRING (SIZE (8))

GPS-Almanac ::= SEQUENCE {
    wna-alm BIT STRING (SIZE (8)),
    sat-info-almanac SAT-Info-Almanac,
    sVGlobalHealth-alm BIT STRING (SIZE (364)) OPTIONAL,
    ie-Extensions ProtocolExtensionContainer { { GPS-Almanac-ExtIEs} } OPTIONAL,
    ...
}

GPS-Almanac-ExtIEs NBAP-PROTOCOL-EXTENSION ::= {
    { ID id-SAT-Info-Almanac-ExtItem CRITICALITY ignore EXTENSION SAT-Info-Almanac-ExtList PRESENCE optional},
    ...
}

GPS-Ionospheric-Model ::= SEQUENCE {
    alpha-zero-ionos BIT STRING (SIZE (8)),
    alpha-one-ionos BIT STRING (SIZE (8)),
    alpha-two-ionos BIT STRING (SIZE (8)),
    alpha-three-ionos BIT STRING (SIZE (8)),
    beta-zero-ionos BIT STRING (SIZE (8)),
    beta-one-ionos BIT STRING (SIZE (8)),
    beta-two-ionos BIT STRING (SIZE (8)),
    beta-three-ionos BIT STRING (SIZE (8)),
    ie-Extensions ProtocolExtensionContainer { { GPS-Ionospheric-Model-ExtIEs} } OPTIONAL,
    ...
}

GPS-Ionospheric-Model-ExtIEs NBAP-PROTOCOL-EXTENSION ::= {
    ...
}

GPS-Information ::= SEQUENCE (SIZE (0..maxNoGPSItems)) OF GPS-Information-Item
-- This IE shall be present if the Information Type Item IE indicates "GPS Information"

GPS-Information-Item ::= ENUMERATED {
    gps-navigation-model-and-time-recovery,
    gps-ionospheric-model,
    gps-utc-model,
    gps-almanac,
    gps-rt-integrity,
    ...
}

GPS-RealTime-Integrity ::= CHOICE {

```

```

    bad-satellites          GPSBadSat-Info-RealTime-Integrity,
    no-bad-satellites      NULL
}

```

```

GPSBadSat-Info-RealTime-Integrity ::= SEQUENCE {
    sat-info                SATInfo-RealTime-Integrity,
    ie-Extensions           ProtocolExtensionContainer { { GPSBadSat-Info-RealTime-Integrity-ExtIEs } } OPTIONAL,
    ...
}

```

```

GPSBadSat-Info-RealTime-Integrity-ExtIEs NBAP-PROTOCOL-EXTENSION ::= {
    ...
}

```

```

GPS-NavigationModel-and-TimeRecovery ::= SEQUENCE (SIZE (1..maxNoSat)) OF GPS-NavandRecovery-Item

```

```

GPS-NavandRecovery-Item ::= SEQUENCE {
    tx-tow-nav              INTEGER (0..1048575),
    sat-id-nav              SAT-ID,
    tlm-message-nav         BIT STRING (SIZE (14)),
    tlm-revd-c-nav          BIT STRING (SIZE (2)),
    ho-word-nav             BIT STRING (SIZE (22)),
    w-n-nav                 BIT STRING (SIZE (10)),
    ca-or-p-on-l2-nav       BIT STRING (SIZE (2)),
    user-range-accuracy-index-nav BIT STRING (SIZE (4)),
    sv-health-nav           BIT STRING (SIZE (6)),
    iodc-nav                BIT STRING (SIZE (10)),
    l2-p-dataflag-nav       BIT STRING (SIZE (1)),
    sfl-reserved-nav        BIT STRING (SIZE (87)),
    t-gd-nav                BIT STRING (SIZE (8)),
    t-oc-nav                BIT STRING (SIZE (16)),
    a-f-2-nav               BIT STRING (SIZE (8)),
    a-f-1-nav               BIT STRING (SIZE (16)),
    a-f-zero-nav            BIT STRING (SIZE (22)),
    c-rs-nav                BIT STRING (SIZE (16)),
    delta-n-nav             BIT STRING (SIZE (16)),
    m-zero-nav              BIT STRING (SIZE (32)),
    c-uc-nav                BIT STRING (SIZE (16)),
    gps-e-nav               BIT STRING (SIZE (32)),
    c-us-nav                BIT STRING (SIZE (16)),
    a-sqrt-nav              BIT STRING (SIZE (32)),
    t-oe-nav                BIT STRING (SIZE (16)),
    fit-interval-flag-nav   BIT STRING (SIZE (1)),
    aodo-nav                BIT STRING (SIZE (5)),
    c-ic-nav                BIT STRING (SIZE (16)),
    omega-zero-nav          BIT STRING (SIZE (32)),
    c-is-nav                BIT STRING (SIZE (16)),
    i-zero-nav              BIT STRING (SIZE (32)),
    c-rc-nav                BIT STRING (SIZE (16)),
    gps-omega-nav           BIT STRING (SIZE (32)),
}

```

```

    omegadot-nav          BIT STRING (SIZE (24)),
    idot-nav              BIT STRING (SIZE (14)),
    spare-zero-fill      BIT STRING (SIZE (20)),
    ie-Extensions        ProtocolExtensionContainer { { GPS-NavandRecovery-Item-ExtIEs} }
    ...
}

GPS-NavandRecovery-Item-ExtIEs NBAP-PROTOCOL-EXTENSION ::= {
    ...
}

GPS-RX-POS ::= SEQUENCE {
    latitudeSign          ENUMERATED {north, south},
    latitude              INTEGER (0..8388607),
    longitude             INTEGER (-8388608..8388607),
    directionOfAltitude  ENUMERATED {height, depth},
    altitude              INTEGER (0..32767),
    iE-Extensions        ProtocolExtensionContainer { { GPS-RX-POS-ExtIEs} } OPTIONAL,
    ...
}

GPS-RX-POS-ExtIEs NBAP-PROTOCOL-EXTENSION ::= {
    ...
}

GPS-Status-Health ::= ENUMERATED {
    udre-scale-1dot0,
    udre-scale-0dot75,
    udre-scale-0dot5,
    udre-scale-0dot3,
    udre-scale-0dot1,
    no-data,
    invalid-data
}

GPSTOW ::= INTEGER (0..604799)

GPS-UTC-Model ::= SEQUENCE {
    a-one-utc            BIT STRING (SIZE (24)),
    a-zero-utc           BIT STRING (SIZE (32)),
    t-ot-utc             BIT STRING (SIZE (8)),
    delta-t-ls-utc      BIT STRING (SIZE (8)),
    w-n-t-utc            BIT STRING (SIZE (8)),
    w-n-lsf-utc         BIT STRING (SIZE (8)),
    dn-utc               BIT STRING (SIZE (8)),
    delta-t-lsf-utc     BIT STRING (SIZE (8)),
    ie-Extensions        ProtocolExtensionContainer { { GPS-UTC-Model-ExtIEs} }
    ...
}
OPTIONAL,

```

```

GPS-UTC-Model-ExtIEs NBAP-PROTOCOL-EXTENSION ::= {
    ...
}

-- =====
-- H
-- =====

HARQ-Info-for-E-DCH ::= ENUMERATED {
    rv0,
    rvtable
}

HARQ-MemoryPartitioning ::= CHOICE {
    implicit      HARQ-MemoryPartitioning-Implicit,
    explicit      HARQ-MemoryPartitioning-Explicit,
    ...
}

HARQ-MemoryPartitioning-Implicit ::= SEQUENCE {
    number-of-Processes      INTEGER (1..8,...),
    iE-Extensions            ProtocolExtensionContainer { { HARQ-MemoryPartitioning-Implicit-ExtIEs } }      OPTIONAL,
    ...
}

HARQ-MemoryPartitioning-Implicit-ExtIEs NBAP-PROTOCOL-EXTENSION ::= {
    ...
}

HARQ-MemoryPartitioning-Explicit ::= SEQUENCE {
    hARQ-MemoryPartitioningList      HARQ-MemoryPartitioningList,
    iE-Extensions                    ProtocolExtensionContainer { { HARQ-MemoryPartitioning-Explicit-ExtIEs } }      OPTIONAL,
    ...
}

HARQ-MemoryPartitioning-Explicit-ExtIEs NBAP-PROTOCOL-EXTENSION ::= {
    ...
}

HARQ-MemoryPartitioningList ::= SEQUENCE (SIZE (1..maxNrOfHARQProcesses)) OF HARQ-MemoryPartitioningItem

HARQ-MemoryPartitioningItem ::= SEQUENCE {
    process-Memory-Size      ENUMERATED {
        hms800, hms1600, hms2400, hms3200, hms4000,
        hms4800, hms5600, hms6400, hms7200, hms8000,
        hms8800, hms9600, hms10400, hms11200, hms12000,
        hms12800, hms13600, hms14400, hms15200, hms16000,
        hms17600, hms19200, hms20800, hms22400, hms24000,
        hms25600, hms27200, hms28800, hms30400, hms32000,
        hms36000, hms40000, hms44000, hms48000, hms52000,
        hms56000, hms60000, hms64000, hms68000, hms72000,
        hms76000, hms80000, hms88000, hms96000, hms104000,
        hms112000, hms120000, hms128000, hms136000, hms144000,
    }
}

```

```

        hms152000, hms160000, hms176000, hms192000, hms208000,
        hms224000, hms240000, hms256000, hms272000, hms288000,
        hms304000,...},
    iE-Extensions          ProtocolExtensionContainer { { HARQ-MemoryPartitioningItem-ExtIEs } } OPTIONAL,
    ...
}

HARQ-MemoryPartitioningItem-ExtIEs NBAP-PROTOCOL-EXTENSION ::= {
    ...
}

HARQ-Preamble-Mode ::= ENUMERATED {
    mode0,
    mode1
}

HARQ-Process-Allocation-2ms-EDCH ::= BIT STRING ( SIZE(maxNrOfEDCHHARQProcesses2msEDCH) )

HARQ-Preamble-Mode-Activation-Indicator ::=ENUMERATED {
    harqPreambleModeActivated
}

HSDPA-Capability ::= ENUMERATED {hsdpa-capable, hsdpa-non-capable}

HS-DSCHProvidedBitRate ::= SEQUENCE (SIZE (1..maxNrOfPriorityClasses)) OF HS-DSCHProvidedBitRate-Item

HS-DSCHProvidedBitRate-Item ::= SEQUENCE {
    schedulingPriorityIndicator      SchedulingPriorityIndicator,
    hS-DSCHProvidedBitRateValue     HS-DSCHProvidedBitRateValue,
    iE-Extensions                   ProtocolExtensionContainer { { HS-DSCHProvidedBitRate-Item-ExtIEs} } OPTIONAL,
    ...
}

HS-DSCHProvidedBitRate-Item-ExtIEs NBAP-PROTOCOL-EXTENSION ::= {
    ...
}

HS-DSCHProvidedBitRateValue ::= INTEGER(0..16777215,...)
-- Unit bit/s, Range 0..2^24-1, Step 1 bit

HS-DSCHProvidedBitRateValueInformation-For-CellPortion ::= SEQUENCE (SIZE (1..maxNrOfCellPortionsPerCell)) OF HS-
DSCHProvidedBitRateValueInformation-For-CellPortion-Item

HS-DSCHProvidedBitRateValueInformation-For-CellPortion-Item ::= SEQUENCE{
    cellPortionID                  CellPortionID,
    hS-DSCHProvidedBitRateValue     HS-DSCHProvidedBitRate,
    iE-Extensions                   ProtocolExtensionContainer { {HS-DSCHProvidedBitRateValueInformation-For-CellPortion-Item-ExtIEs} } OPTIONAL,
    ...
}

HS-DSCHProvidedBitRateValueInformation-For-CellPortion-Item-ExtIEs NBAP-PROTOCOL-EXTENSION ::= {
    ...
}

```

```

HS-DSCHRequiredPower ::= SEQUENCE (SIZE (1..maxNrOfPriorityClasses)) OF HS-DSCHRequiredPower-Item

HS-DSCHRequiredPower-Item ::= SEQUENCE {
    schedulingPriorityIndicator      SchedulingPriorityIndicator,
    hS-DSCHRequiredPowerValue       HS-DSCHRequiredPowerValue,
    hS-DSCHRequiredPowerPerUEInformation HS-DSCHRequiredPowerPerUEInformation OPTIONAL,
    iE-Extensions                    ProtocolExtensionContainer { { HS-DSCHRequiredPower-Item-ExtIEs } } OPTIONAL,
    ...
}

HS-DSCHRequiredPower-Item-ExtIEs NBAP-PROTOCOL-EXTENSION ::= {
    ...
}

HS-DSCHRequiredPowerValue ::= INTEGER(0..1000)
-- Unit %, Range 0 ..1000, Step 0.1%

HS-DSCHRequiredPowerPerUEInformation ::= SEQUENCE (SIZE (1.. maxNrOfContextsOnUeList)) OF HS-DSCHRequiredPowerPerUEInformation-Item

HS-DSCHRequiredPowerPerUEInformation-Item ::= SEQUENCE {
    cRNC-CommunicationContextID      CRNC-CommunicationContextID,
    hS-DSCHRequiredPowerPerUEWeight  HS-DSCHRequiredPowerPerUEWeight OPTIONAL,
    iE-Extensions                    ProtocolExtensionContainer { { HS-DSCHRequiredPowerPerUEInformation-Item-ExtIEs } } OPTIONAL,
    ...
}

HS-DSCHRequiredPowerPerUEInformation-Item-ExtIEs NBAP-PROTOCOL-EXTENSION ::= {
    ...
}

HS-DSCHRequiredPowerPerUEWeight ::= INTEGER(0..100)
-- Unit %, Range 0 ..100, Step 1%

HS-DSCHRequiredPowerValueInformation-For-CellPortion ::= SEQUENCE (SIZE (1..maxNrOfCellPortionsPerCell)) OF HS-DSCHRequiredPowerValueInformation-For-CellPortion-Item

HS-DSCHRequiredPowerValueInformation-For-CellPortion-Item ::= SEQUENCE{
    cellPortionID                    CellPortionID,
    hS-DSCHRequiredPowerValue        HS-DSCHRequiredPower,
    iE-Extensions                    ProtocolExtensionContainer { { HS-DSCHRequiredPowerValueInformation-For-CellPortion-Item-ExtIEs } } OPTIONAL,
    ...
}

HS-DSCHRequiredPowerValueInformation-For-CellPortion-Item-ExtIEs NBAP-PROTOCOL-EXTENSION ::= {
    ...
}

HSDSCH-FDD-Information ::= SEQUENCE {
    hSDSCH-MACdFlows-Information      HSDSCH-MACdFlows-Information,
    ueCapability-Info                 UE-Capability-Information,
    mAChs-Reordering-Buffer-Size-for-RLC-UM MACHsReorderingBufferSize-for-RLC-UM,
    cqI-Feedback-CycleK               CQI-Feedback-Cycle,

```



```

    cqiRepetitionFactor          CQI-RepetitionFactor          OPTIONAL,
    -- This IE shall be present if the CQI Feedback Cycle k is greater than 0
    ackNackRepetitionFactor      AckNack-RepetitionFactor,
    cqiPowerOffset              CQI-Power-Offset,
    ackPowerOffset              Ack-Power-Offset,
    nackPowerOffset             Nack-Power-Offset,
    hsscch-PowerOffset          HSSCCH-PowerOffset          OPTIONAL,
    measurement-Power-Offset    Measurement-Power-Offset    OPTIONAL,
    iE-Extensions               ProtocolExtensionContainer { { HSDSCH-FDD-Information-ExtIEs } } OPTIONAL,
    ...
}

HSDSCH-FDD-Information-ExtIEs NBAP-PROTOCOL-EXTENSION ::= {
  { ID id-HARQ-Preamble-Mode CRITICALITY ignore EXTENSION HARQ-Preamble-Mode PRESENCE optional},
  ...
}

HSDSCH-TDD-Information ::= SEQUENCE {
  hSDSCH-MACdFlows-Information      HSDSCH-MACdFlows-Information,
  ueCapability-Info                 UE-Capability-Information,
  mAChs-Reordering-Buffer-Size-for-RLC-UM  MAChsReorderingBufferSize-for-RLC-UM,
  tDD-AckNack-Power-Offset          TDD-AckNack-Power-Offset,
  iE-Extensions                    ProtocolExtensionContainer { { HSDSCH-TDD-Information-ExtIEs } } OPTIONAL,
  ...
}

HSDSCH-TDD-Information-ExtIEs NBAP-PROTOCOL-EXTENSION ::= {
  { ID id-HSSICH-SIRTarget CRITICALITY ignore EXTENSION UL-SIR PRESENCE optional }| -- Applicable to 1.28Mcps TDD only
  { ID id-HSSICH-TPC-StepSize CRITICALITY ignore EXTENSION TDD-TPC-UplinkStepSize-LCR PRESENCE optional }, -- Applicable to 1.28Mcps
  TDD only
  ...
}

HSDSCH-Information-to-Modify ::= SEQUENCE {
  hsDSCH-MACdFlow-Specific-Info-to-Modify      HSDSCH-MACdFlow-Specific-InfoList-to-Modify          OPTIONAL,
  priorityQueueInfoToModify                    PriorityQueue-InfoList-to-Modify          OPTIONAL,
  mAChs-Reordering-Buffer-Size-for-RLC-UM      MAChsReorderingBufferSize-for-RLC-UM          OPTIONAL,
  cqiFeedback-CycleK                           CQI-Feedback-Cycle          OPTIONAL, -- For FDD only
  cqiRepetitionFactor                          CQI-RepetitionFactor          OPTIONAL, -- For FDD only
  ackNackRepetitionFactor                      AckNack-RepetitionFactor          OPTIONAL, -- For FDD only
  cqiPowerOffset                              CQI-Power-Offset          OPTIONAL, -- For FDD only
  ackPowerOffset                              Ack-Power-Offset          OPTIONAL, -- For FDD only
  nackPowerOffset                             Nack-Power-Offset          OPTIONAL, -- For FDD only
  hsscch-PowerOffset                          HSSCCH-PowerOffset          OPTIONAL, -- For FDD only
  measurement-Power-Offset                    Measurement-Power-Offset          OPTIONAL, -- For FDD only
  hSSCCHCodeChangeGrant                      HSSCCH-Code-Change-Grant          OPTIONAL,
  tDDAckNackPowerOffset                      TDD-AckNack-Power-Offset          OPTIONAL, -- For TDD only
  iE-Extensions                              ProtocolExtensionContainer { { HSDSCH-Information-to-Modify-ExtIEs } } OPTIONAL,
  ...
}

HSDSCH-Information-to-Modify-ExtIEs NBAP-PROTOCOL-EXTENSION ::= {
  { ID id-HARQ-Preamble-Mode CRITICALITY ignore EXTENSION HARQ-Preamble-Mode PRESENCE optional}|

```

```

    { ID id-HSSICH-SIRTarget    CRITICALITY ignore    EXTENSION  UL-SIR          PRESENCE optional}| -- Applicable to 1.28Mcps TDD only
    { ID id-ueCapability-Info  CRITICALITY ignore    EXTENSION  UE-Capability-Information  PRESENCE optional }|
    { ID id-HSSICH-TPC-StepSize CRITICALITY ignore    EXTENSION  TDD-TPC-UplinkStepSize-LCR  PRESENCE optional }, --
Applicable to 1.28Mcps TDD only
    ...
}

HSDSCH-MACdFlow-Specific-InfoList-to-Modify ::= SEQUENCE (SIZE (1..maxNrOfMACdFlows)) OF HSDSCH-MACdFlow-Specific-InfoItem-to-Modify

HSDSCH-MACdFlow-Specific-InfoItem-to-Modify ::= SEQUENCE {
    hsDSCH-MACdFlow-ID          HSDSCH-MACdFlow-ID,
    allocationRetentionPriority AllocationRetentionPriority          OPTIONAL,
    transportBearerRequestIndicator TransportBearerRequestIndicator,
    bindingID                    BindingID          OPTIONAL,
    transportLayerAddress         TransportLayerAddress          OPTIONAL,
    iE-Extensions                ProtocolExtensionContainer { { HSDSCH-MACdFlow-Specific-InfoItem-to-Modify-ExtIEs } } OPTIONAL,
    ...
}

HSDSCH-MACdFlow-Specific-InfoItem-to-Modify-ExtIEs NBAP-PROTOCOL-EXTENSION ::= {
    ...
}

HSDSCH-Information-to-Modify-Unsynchronised ::= SEQUENCE {
    hsDSCH-MACdFlow-Specific-Info-to-Modify          HSDSCH-MACdFlow-Specific-InfoList-to-Modify          OPTIONAL,
    priorityQueueInfoToModifyUnsynchronised          PriorityQueue-InfoList-to-Modify-Unsynchronised          OPTIONAL,
    cqiPowerOffset                                   CQI-Power-Offset          OPTIONAL, -- For FDD only
    ackPowerOffset                                   Ack-Power-Offset          OPTIONAL, -- For FDD only
    nackPowerOffset                                   Nack-Power-Offset          OPTIONAL, -- For FDD only
    hsscch-PowerOffset                               HSSCCH-PowerOffset          OPTIONAL, -- For FDD only
    tDDAckNackPowerOffset                           TDD-AckNack-Power-Offset          OPTIONAL, -- For TDD only
    iE-Extensions                                   ProtocolExtensionContainer { { HSDSCH-Information-to-Modify-Unsynchronised-ExtIEs } }
    OPTIONAL,
    ...
}

HSDSCH-Information-to-Modify-Unsynchronised-ExtIEs NBAP-PROTOCOL-EXTENSION ::= {
    { ID id-HARQ-Preamble-Mode CRITICALITY ignore    EXTENSION  HARQ-Preamble-Mode PRESENCE optional}|
    { ID id-HSSICH-SIRTarget    CRITICALITY ignore    EXTENSION  UL-SIR          PRESENCE optional}| -- Applicable to 1.28Mcps TDD only
    { ID id-ueCapability-Info  CRITICALITY ignore    EXTENSION  UE-Capability-Information  PRESENCE optional }|
    { ID id-HSSICH-TPC-StepSize CRITICALITY ignore    EXTENSION  TDD-TPC-UplinkStepSize-LCR  PRESENCE optional},
    -- Applicable to 1.28Mcps TDD only
    ...
}

HSDSCH-FDD-Information-Response ::= SEQUENCE {
    hsDSCH-MACdFlow-Specific-InformationResp          HSDSCH-MACdFlow-Specific-InformationResp          OPTIONAL,
    hSSCCH-Specific-Information-ResponseFDD           HSSCCH-Specific-InformationRespListFDD            OPTIONAL,
    hARQ-MemoryPartitioning                           HARQ-MemoryPartitioning          OPTIONAL,
    iE-Extensions                                   ProtocolExtensionContainer { { HSDSCH-FDD-Information-Response-ExtIEs } } OPTIONAL,
    ...
}

HSDSCH-FDD-Information-Response-ExtIEs NBAP-PROTOCOL-EXTENSION ::= {

```

```

{ ID id-HARQ-Preamble-Mode-Activation-Indicator      CRITICALITY ignore EXTENSION HARQ-Preamble-Mode-Activation-IndicatorPRESENCE optional},
  ...
}

HSDSCH-TDD-Information-Response ::= SEQUENCE {
  hsDSCH-MACdFlow-Specific-InformationResp          HSDSCH-MACdFlow-Specific-InformationResp          OPTIONAL,
  hsSCCH-Specific-Information-ResponseTDD           HSSCCH-Specific-InformationRespListTDD            OPTIONAL, -- Not Applicable to 1.28Mcps TDD
  hsSCCH-Specific-Information-ResponseTDDLRCR       HSSCCH-Specific-InformationRespListTDDLRCR        OPTIONAL, -- Not Applicable to 3.84Mcps TDD
  hARQ-MemoryPartitioning                          HARQ-MemoryPartitioning                          OPTIONAL,
  iE-Extensions                                     ProtocolExtensionContainer { { HSDSCH-TDD-Information-Response-ExtIEs } }  OPTIONAL,
  ...
}

HSDSCH-TDD-Information-Response-ExtIEs NBAP-PROTOCOL-EXTENSION ::= {
  ...
}

HSDSCH-MACdFlow-Specific-InformationResp ::= SEQUENCE (SIZE (1..maxNrOfMACdFlows)) OF HSDSCH-MACdFlow-Specific-InformationResp-Item

HSDSCH-MACdFlow-Specific-InformationResp-Item ::= SEQUENCE {
  hsDSCHMacdFlow-Id                               HSDSCH-MACdFlow-ID,
  bindingID                                         BindingID                                           OPTIONAL,
  transportLayerAddress                            TransportLayerAddress                               OPTIONAL,
  hSDSCH-Initial-Capacity-Allocation              HSDSCH-Initial-Capacity-Allocation                OPTIONAL,
  iE-Extensions                                     ProtocolExtensionContainer { { HSDSCH-MACdFlow-Specific-InformationRespItem-ExtIEs } }
  OPTIONAL,
  ...
}

HSDSCH-MACdFlow-Specific-InformationRespItem-ExtIEs NBAP-PROTOCOL-EXTENSION ::= {
  ...
}

HSDSCH-MACdFlows-Information ::= SEQUENCE {
  hSDSCH-MACdFlow-Specific-Info                   HSDSCH-MACdFlow-Specific-InfoList,
  priorityQueue-Info                               PriorityQueue-InfoList,
  iE-Extensions                                     ProtocolExtensionContainer { { HSDSCH-MACdFlows-Information-ExtIEs } }  OPTIONAL,
  ...
}

HSDSCH-MACdFlows-Information-ExtIEs NBAP-PROTOCOL-EXTENSION ::= {
  ...
}

HSDSCH-MACdFlow-Specific-InfoList ::= SEQUENCE (SIZE (1..maxNrOfMACdFlows)) OF HSDSCH-MACdFlow-Specific-InfoItem

HSDSCH-MACdFlow-Specific-InfoItem ::= SEQUENCE {
  hsDSCH-MACdFlow-ID                               HSDSCH-MACdFlow-ID,
  allocationRetentionPriority                       AllocationRetentionPriority,
  bindingID                                         BindingID                                           OPTIONAL,
  transportLayerAddress                            TransportLayerAddress                               OPTIONAL,
  iE-Extensions                                     ProtocolExtensionContainer { { HSDSCH-MACdFlow-Specific-InfoItem-ExtIEs } }  OPTIONAL,
  ...
}

```

```

HSDSCH-MACdFlow-Specific-InfoItem-ExtIEs NBAP-PROTOCOL-EXTENSION ::= {
    ...
}

HSDSCH-MACdFlows-to-Delete ::= SEQUENCE (SIZE (1..maxNrOfMACdFlows)) OF HSDSCH-MACdFlows-to-Delete-Item

HSDSCH-MACdFlows-to-Delete-Item ::= SEQUENCE {
    hsDSCH-MACdFlow-ID          HSDSCH-MACdFlow-ID,
    iE-Extensions               ProtocolExtensionContainer { { HSDSCH-MACdFlows-to-Delete-Item-ExtIEs } } OPTIONAL,
    ...
}

HSDSCH-MACdFlows-to-Delete-Item-ExtIEs NBAP-PROTOCOL-EXTENSION ::= {
    ...
}

HSSCCH-PowerOffset ::= INTEGER (0..255)
-- PowerOffset = -32 + offset * 0.25
-- Unit dB, Range -32dB .. +31.75dB, Step +0.25dB

HSDSCH-Initial-Capacity-Allocation ::= SEQUENCE (SIZE (1..maxNrOfPriorityQueues)) OF HSDSCH-Initial-Capacity-AllocationItem

HSDSCH-Initial-Capacity-AllocationItem ::= SEQUENCE {
    schedulingPriorityIndicator    SchedulingPriorityIndicator,
    maximum-MACdPDU-Size         MACdPDU-Size,
    hSDSCH-InitialWindowSize     HSDSCH-InitialWindowSize,
    iE-Extensions                ProtocolExtensionContainer { { HSDSCH-Initial-Capacity-AllocationItem-ExtIEs } } OPTIONAL,
    ...
}

HSDSCH-Initial-Capacity-AllocationItem-ExtIEs NBAP-PROTOCOL-EXTENSION ::= {
    ...
}

HSDSCH-InitialWindowSize ::= INTEGER (1..255)
-- Number of MAC-d PDUs.

HSSCCH-Specific-InformationRespListFDD ::= SEQUENCE (SIZE (1..maxNrOfHSSCCHCodes)) OF HSSCCH-Codes

HSSCCH-Codes ::= SEQUENCE {
    codeNumber                    INTEGER (0..127),
    iE-Extensions                 ProtocolExtensionContainer { { HSSCCH-Specific-InformationRespItemFDD-ExtIEs } } OPTIONAL,
    ...
}

HSSCCH-Specific-InformationRespItemFDD-ExtIEs NBAP-PROTOCOL-EXTENSION ::= {
    ...
}

HSSCCH-Specific-InformationRespListTDD ::= SEQUENCE (SIZE (1..maxNrOfHSSCCHCodes)) OF HSSCCH-Specific-InformationRespItemTDD

HSSCCH-Specific-InformationRespItemTDD ::= SEQUENCE {
    timeslot                      TimeSlot,

```

```

midambleShiftAndBurstType      MidambleShiftAndBurstType,
tDD-ChannelisationCode         TDD-ChannelisationCode,
hSSICH-Info                    HSSICH-Info,
iE-Extensions                  ProtocolExtensionContainer { { HSSCCH-Specific-InformationRespItemTDD-ExtIEs } }
OPTIONAL,
...
}

HSSCCH-Specific-InformationRespItemTDD-ExtIEs NBAP-PROTOCOL-EXTENSION ::= {
...
}

HSSCCH-Specific-InformationRespListTDDLCLCR ::= SEQUENCE (SIZE (1..maxNrOfHSSCCHCodes)) OF HSSCCH-Specific-InformationRespItemTDDLCLCR

HSSCCH-Specific-InformationRespItemTDDLCLCR ::= SEQUENCE {
timeslotLCR                    TimeslotLCR,
midambleShiftLCR              MidambleShiftLCR,
first-TDD-ChannelisationCode  TDD-ChannelisationCode,
second-TDD-ChannelisationCode TDD-ChannelisationCode,
hSSICH-InfoLCR                HSSICH-InfoLCR,
iE-Extensions                 ProtocolExtensionContainer { { HSSCCH-Specific-InformationRespItemTDDLCLCR-ExtIEs } }
OPTIONAL,
...
}

HSSCCH-Specific-InformationRespItemTDDLCLCR-ExtIEs NBAP-PROTOCOL-EXTENSION ::= {
...
}

HSSICH-Info ::= SEQUENCE {
hsSICH-ID                      HS-SICH-ID,
timeslot                       TimeSlot,
midambleShiftAndBurstType      MidambleShiftAndBurstType,
tDD-ChannelisationCode         TDD-ChannelisationCode,
iE-Extensions                  ProtocolExtensionContainer { { HSSICH-Info-ExtIEs } }      OPTIONAL,
...
}

HSSICH-Info-ExtIEs NBAP-PROTOCOL-EXTENSION ::= {
...
}

HSSICH-InfoLCR ::= SEQUENCE {
hsSICH-ID                      HS-SICH-ID,
timeslotLCR                    TimeSlotLCR,
midambleShiftLCR              MidambleShiftLCR,
tDD-ChannelisationCode         TDD-ChannelisationCode,
iE-Extensions                 ProtocolExtensionContainer { { HSSICH-Info-LCR-ExtIEs } }      OPTIONAL,
...
}

HSSICH-Info-LCR-ExtIEs NBAP-PROTOCOL-EXTENSION ::= {
...
}

```

```

HS-SICH-Reception-Quality-Value ::= SEQUENCE {
    failed-HS-SICH          HS-SICH-failed,
    missed-HS-SICH         HS-SICH-missed,
    total-HS-SICH          HS-SICH-total,
    iE-Extensions          ProtocolExtensionContainer { { HS-SICH-Reception-Quality-Value-ExtIEs } } OPTIONAL,
    ...
}

HS-SICH-Reception-Quality-Value-ExtIEs NBAP-PROTOCOL-EXTENSION ::= {
    { ID id-Additional-failed-HS-SICH          CRITICALITY reject          EXTENSION HS-SICH-failed          PRESENCE optional }|
    -- Mandatory for 1.28Mcps TDD when there are more than 20 failed HS-SICH
    {ID id-Additional-missed-HS-SICH          CRITICALITY reject          EXTENSION HS-SICH-missed          PRESENCE optional}|
    -- Mandatory for 1.28Mcps TDD when there are more than 20 missed HS-SICH
    {ID id-Additional-total-HS-SICH          CRITICALITY reject          EXTENSION HS-SICH-total          PRESENCE optional},
    ...
}

HS-SICH-failed ::= INTEGER (0..20)

HS-SICH-missed ::= INTEGER (0..20)

HS-SICH-total ::= INTEGER (0..20)

HS-SICH-Reception-Quality-Measurement-Value ::= INTEGER (0..20)
-- According to mapping in [23]

HSDSCH-MACdFlow-ID ::= INTEGER (0..maxNrOfMACdFlows-1)

HSDSCH-RNTI ::= INTEGER (0..65535)

HS-PDSCH-FDD-Code-Information ::= SEQUENCE {
    number-of-HS-PDSCH-codes          INTEGER (0..maxHS-PDSCHCodeNrComp-1),
    hS-PDSCH-Start-code-number        HS-PDSCH-Start-code-number          OPTIONAL,
    -- Only included when number of HS-DSCH codes > 0
    iE-Extensions          ProtocolExtensionContainer { { HS-PDSCH-FDD-Code-Information-ExtIEs } } OPTIONAL,
    ...
}

HS-PDSCH-FDD-Code-Information-ExtIEs NBAP-PROTOCOL-EXTENSION ::= {
    ...
}

HS-PDSCH-Start-code-number ::= INTEGER (1..maxHS-PDSCHCodeNrComp-1)

HS-SCCH-ID ::= INTEGER (0..31)
HS-SICH-ID ::= INTEGER (0..31)

HS-SCCH-FDD-Code-Information ::= CHOICE {
    replace          HS-SCCH-FDD-Code-List,
    remove          NULL,
    ...
}

```

```

HS-SCCH-FDD-Code-List ::= SEQUENCE (SIZE (1..maxNrOfHSSCCHs)) OF HS-SCCH-FDD-Code-Information-Item
HS-SCCH-FDD-Code-Information-Item ::= INTEGER (0..maxHS-SCCHCodeNrComp-1)

HSSCCH-CodeChangeIndicator ::= ENUMERATED {
    hsSCCHCodeChangeNeeded
}

HSSCCH-Code-Change-Grant ::= ENUMERATED {
    changeGranted
}

HSDSCH-Configured-Indicator ::= ENUMERATED {
    configured-HS-DSCH,
    no-configured-HS-DSCH
}

HS-DSCH-Serving-Cell-Change-Info ::= SEQUENCE {
    hspdsch-RL-ID          RL-ID,
    hSDSCH-FDD-Information HSDSCH-FDD-Information OPTIONAL,
    hdsch-RNTI             HSDSCH-RNTI,
    iE-Extensions         ProtocolExtensionContainer { { HS-DSCH-Serving-Cell-Change-Info-ExtIEs} } OPTIONAL,
    ...
}

HS-DSCH-Serving-Cell-Change-Info-ExtIEs NBAP-PROTOCOL-EXTENSION ::= {
    ...
}

HS-DSCH-Serving-Cell-Change-Info-Response ::= SEQUENCE {
    hS-DSCH-serving-cell-choice HS-DSCH-serving-cell-choice,
    iE-Extensions              ProtocolExtensionContainer { { HS-DSCH-serving-cell-informationResponse-ExtIEs} } OPTIONAL,
    ...
}

HS-DSCH-serving-cell-informationResponse-ExtIEs NBAP-PROTOCOL-EXTENSION ::= {
    ...
}

HS-DSCH-serving-cell-choice ::= CHOICE {
    hS-serving-cell-change-successful      HS-serving-cell-change-successful,
    hS-serving-cell-change-unsuccessful    HS-serving-cell-change-unsuccessful,
    ...
}

HS-serving-cell-change-successful ::= SEQUENCE {
    hSDSCH-FDD-Information-Response HSDSCH-FDD-Information-Response,
    iE-Extensions                  ProtocolExtensionContainer { { HS-serving-cell-change-successful-ExtIEs} } OPTIONAL,
    ...
}

HS-serving-cell-change-successful-ExtIEs NBAP-PROTOCOL-EXTENSION ::= {

```

```

}
...
}
HS-serving-cell-change-unsuccessful ::= SEQUENCE {
    cause Cause,
    iE-Extensions ProtocolExtensionContainer { { HS-serving-cell-change-unsuccessful-ExtIEs } } OPTIONAL,
    ...
}
HS-serving-cell-change-unsuccessful-ExtIEs NBAP-PROTOCOL-EXTENSION ::= {
    ...
}

HSDSCH-FDD-Update-Information ::= SEQUENCE {
    hsSCCHCodeChangeIndicator HSSCCH-CodeChangeIndicator OPTIONAL,
    cqiFeedback-CycleK CQI-Feedback-Cycle OPTIONAL,
    cqiRepetitionFactor CQI-RepetitionFactor OPTIONAL,
    ackNackRepetitionFactor AckNack-RepetitionFactor OPTIONAL,
    cqiPowerOffset CQI-Power-Offset OPTIONAL,
    ackPowerOffset Ack-Power-Offset OPTIONAL,
    nackPowerOffset Nack-Power-Offset OPTIONAL,
    iE-Extensions ProtocolExtensionContainer { { HSDSCH-FDD-Update-Information-ExtIEs } } OPTIONAL,
    ...
}
HSDSCH-FDD-Update-Information-ExtIEs NBAP-PROTOCOL-EXTENSION ::= {
    ...
}

HSDSCH-TDD-Update-Information ::= SEQUENCE {
    hsSCCHCodeChangeIndicator HSSCCH-CodeChangeIndicator OPTIONAL,
    tDDAckNackPowerOffset TDD-AckNack-Power-Offset OPTIONAL,
    iE-Extensions ProtocolExtensionContainer { { HSDSCH-TDD-Update-Information-ExtIEs } } OPTIONAL,
    ...
}
HSDSCH-TDD-Update-Information-ExtIEs NBAP-PROTOCOL-EXTENSION ::= {
    ...
}

-- =====
-- I
-- =====

IB-OC-ID ::= INTEGER (1..16)

IB-SG-DATA ::= BIT STRING
-- Contains SIB data fixed" or "SIB data variable" in segment as encoded in ref.[18].

IB-SG-POS ::= INTEGER (0..4094)
-- Only even positions allowed

IB-SG-REP ::= ENUMERATED {rep4, rep8, rep16, rep32, rep64, rep128, rep256, rep512, rep1024, rep2048, rep4096}

```



```

IB-Type ::= ENUMERATED {
    mIB,
    sB1,
    sB2,
    sIB1,
    sIB2,
    sIB3,
    sIB4,
    sIB5,
    sIB6,
    sIB7,
    sIB8,
    sIB9,
    sIB10,
    sIB11,
    sIB12,
    sIB13,
    sIB13dot1,
    sIB13dot2,
    sIB13dot3,
    sIB13dot4,
    sIB14,
    sIB15,
    sIB15dot1,
    sIB15dot2,
    sIB15dot3,
    sIB16,
    ...,
    sIB17,
    sIB15dot4,
    sIB18,
    sIB15dot5,
    sIB5bis,
    sIB11bis
}

InformationReportCharacteristics ::= CHOICE {
    onDemand          NULL,
    periodic          InformationReportCharacteristicsType-ReportPeriodicity,
    onModification   InformationReportCharacteristicsType-OnModification,
    ...
}

InformationReportCharacteristicsType-ReportPeriodicity ::= CHOICE {
    min          ReportPeriodicity-Scaledmin,
    hours       ReportPeriodicity-Scaledhour,
    ...
}

InformationReportCharacteristicsType-OnModification ::= SEQUENCE {
    information-thresholds InformationThresholds OPTIONAL,
    ie-Extensions         ProtocolExtensionContainer { { InformationReportCharacteristicsType-OnModification-ExtIEs } } OPTIONAL,
    ...
}

```

```
}

InformationReportCharacteristicsType-OnModification-ExtIEs NBAP-PROTOCOL-EXTENSION ::= {
    ...
}

InformationThresholds ::= CHOICE {
    dgps                DGPSThresholds,
    ...
}

InformationExchangeID ::= INTEGER (0..1048575)

InformationType ::= SEQUENCE {
    information-Type-Item      Information-Type-Item,
    gpsInformation             GPS-Information OPTIONAL,
    -- The IE shall be present if the Information Type Item IE indicates "GPS Information".
    iE-Extensions             ProtocolExtensionContainer { { Information-Type-ExtIEs } } OPTIONAL,
    ...
}

Information-Type-ExtIEs NBAP-PROTOCOL-EXTENSION ::= {
    ...
}

Information-Type-Item ::= ENUMERATED {
    gpsinformation,
    dgpscorrections,
    gpsrxpos,
    ...
}

Initial-DL-DPCH-TimingAdjustment-Allowed ::= ENUMERATED {
    initial-DL-DPCH-TimingAdjustment-Allowed
}

InnerLoopDLPCStatus ::= ENUMERATED {
    active,
    inactive
}

IPDL-Indicator ::= ENUMERATED {
    active,
    inactive
}

IPDL-FDD-Parameters ::= SEQUENCE {
```

```

    iP-SpacingFDD          ENUMERATED{sp5, sp7, sp10, sp15, sp20, sp30, sp40, sp50, ...},
    iP-Length              ENUMERATED{len5, len10},
    seed                   INTEGER(0..63),
    burstModeParams        BurstModeParams    OPTIONAL,
    iP-Offset              INTEGER(0..9),
    iE-Extensions          ProtocolExtensionContainer { { IPDLFDDParameter-ExtIEs} }    OPTIONAL,
    ...
}

IPDLFDDParameter-ExtIEs NBAP-PROTOCOL-EXTENSION ::= {
    ...
}

IPDL-TDD-Parameters ::= SEQUENCE {
    iP-SpacingTDD          ENUMERATED{sp30, sp40, sp50, sp70, sp100, ...},
    iP-Start               INTEGER(0..4095),
    iP-Slot                INTEGER(0..14),
    iP-PCCPCH              ENUMERATED{switchOff-1-Frame, switchOff-2-Frames},
    burstModeParams        BurstModeParams    OPTIONAL,
    iE-Extensions          ProtocolExtensionContainer { { IPDLTDDParameter-ExtIEs} }    OPTIONAL,
    ...
}

IPDL-TDD-Parameters-LCR ::= SEQUENCE {
    iP-SpacingTDD          ENUMERATED{sp30, sp40, sp50, sp70, sp100, ...},
    iP-Start               INTEGER(0..4095),
    iP-Sub                 ENUMERATED{first, second, both},
    burstModeParams        BurstModeParams    OPTIONAL,
    iE-Extensions          ProtocolExtensionContainer { { IPDLTDDParameterLCR-ExtIEs} }    OPTIONAL,
    ...
}

BurstModeParams ::= SEQUENCE {
    burstStart              INTEGER(0..15),
    burstLength             INTEGER(10..25),
    burstFreq               INTEGER(1..16),
    ...
}

IPDLTDDParameter-ExtIEs NBAP-PROTOCOL-EXTENSION ::= {
    ...
}

IPDLTDDParameterLCR-ExtIEs NBAP-PROTOCOL-EXTENSION ::= {
    ...
}

-- =====
-- J
-- =====

-- =====
-- K
-- =====

```

```

-- =====
-- L
-- =====

LimitedPowerIncrease ::= ENUMERATED {
    used,
    not-used
}

Local-Cell-ID ::= INTEGER (0..268435455)

LCRTDD-Uplink-Physical-Channel-Capability ::= SEQUENCE {
    maxTimeslotsPerSubFrame      INTEGER(1..6),
    maxPhysChPerTimeslot        ENUMERATED {one,two,...},
    iE-Extensions                ProtocolExtensionContainer { { LCRTDD-Uplink-Physical-Channel-Capability-ExtIEs } } OPTIONAL,
    ...
}

LCRTDD-Uplink-Physical-Channel-Capability-ExtIEs NBAP-PROTOCOL-EXTENSION ::= {
    ...
}

-- =====
-- M
-- =====

MACdPDU-Size ::= INTEGER (1..5000,...)

MACdPDU-Size-Indexlist ::= SEQUENCE (SIZE (1..maxNrOfMACdPDUIndexes)) OF MACdPDU-Size-IndexItem

MACdPDU-Size-IndexItem ::= SEQUENCE {
    sID                          SID,
    macdPDU-Size                 MACdPDU-Size,
    iE-Extensions                ProtocolExtensionContainer { { MACdPDU-Size-IndexItem-ExtIEs } } OPTIONAL,
    ...
}

MACdPDU-Size-IndexItem-ExtIEs NBAP-PROTOCOL-EXTENSION ::= {
    ...
}

MACdPDU-Size-Indexlist-to-Modify ::= SEQUENCE (SIZE (1..maxNrOfMACdPDUIndexes)) OF MACdPDU-Size-IndexItem-to-Modify

MACdPDU-Size-IndexItem-to-Modify ::= SEQUENCE {
    sID                          SID,
    macdPDU-Size                 MACdPDU-Size,
    iE-Extensions                ProtocolExtensionContainer { { MACdPDU-Size-IndexItem-to-Modify-ExtIEs } } OPTIONAL,
    ...
}

MACdPDU-Size-IndexItem-to-Modify-ExtIEs NBAP-PROTOCOL-EXTENSION ::= {
    ...
}

```

```
MACesGuaranteedBitRate ::= INTEGER (0..16777215,...)

MACeReset-Indicator ::= ENUMERATED {mACeReset}

MACHsGuaranteedBitRate ::= INTEGER (0..16777215,...)

MACHsReorderingBufferSize-for-RLC-UM ::= INTEGER (0..300,...)
-- Unit kBytes

MAC-hsWindowSize      ::= ENUMERATED {v4, v6, v8, v12, v16, v24, v32,...}

MaximumDL-PowerCapability ::= INTEGER(0..500)
-- Unit dBm, Range 0dBm .. 50dBm, Step +0.1dB

Max-Bits-MACe-PDU-non-scheduled ::= INTEGER(1..maxNrOfBits-MACe-PDU-non-scheduled)

Maximum-Number-of-Retransmissions-For-E-DCH ::= INTEGER (0..15)

MaximumTransmissionPower ::= INTEGER(0..500)
-- Unit dBm, Range 0dBm .. 50dBm, Step +0.1dB

MaxNrOfUL-DPDCHs ::= INTEGER (1..6)

MaxPRACH-MidambleShifts ::= ENUMERATED {
    shift4,
    shift8,
    ...
}

Max-Set-E-DPDCHs ::= ENUMERATED {
    vN256, vN128, vN64, vN32, vN16, vN8, vN4, v2xN4, v2xN2, v2xN2plus2xN4,
    ...
}
-- Values related to [8]

MeasurementFilterCoefficient ::= ENUMERATED {k0, k1, k2, k3, k4, k5, k6, k7, k8, k9, k11, k13, k15, k17, k19,...}
-- Measurement Filter Coefficient to be used for measurement

MeasurementID ::= INTEGER (0..1048575)

Measurement-Power-Offset ::= INTEGER(-12 .. 26)
-- Actual value = IE value * 0.5

MeasurementRecoveryBehavior ::= NULL

MeasurementRecoveryReportingIndicator ::= NULL

MeasurementRecoverySupportIndicator ::= NULL

MessageStructure ::= SEQUENCE (SIZE (1..maxNrOfLevels)) OF
    SEQUENCE {
        iE-ID                ProtocolIE-ID,
```

```

        repetitionNumber      RepetitionNumber1      OPTIONAL,
        iE-Extensions         ProtocolExtensionContainer { {MessageStructure-ExtIEs} } OPTIONAL,
        ...
    }
}

MessageStructure-ExtIEs NBAP-PROTOCOL-EXTENSION ::= {
    ...
}

MICH-CFN ::= INTEGER (0..4095)

MICH-Mode ::= ENUMERATED {
    v18,
    v36,
    v72,
    v144,
    ...
}

MidambleConfigurationLCR ::= ENUMERATED {v2, v4, v6, v8, v10, v12, v14, v16, ...}

MidambleConfigurationBurstType1And3 ::= ENUMERATED {v4, v8, v16}

MidambleConfigurationBurstType2 ::= ENUMERATED {v3, v6}

MidambleShiftAndBurstType ::= CHOICE {
    type1 SEQUENCE {
        midambleConfigurationBurstType1And3 MidambleConfigurationBurstType1And3,
        midambleAllocationMode CHOICE {
            defaultMidamble NULL,
            commonMidamble NULL,
            ueSpecificMidamble MidambleShiftLong,
            ...
        },
        ...
    },
    type2 SEQUENCE {
        midambleConfigurationBurstType2 MidambleConfigurationBurstType2,
        midambleAllocationMode CHOICE {
            defaultMidamble NULL,
            commonMidamble NULL,
            ueSpecificMidamble MidambleShiftShort,
            ...
        },
        ...
    },
    type3 SEQUENCE {
        midambleConfigurationBurstType1And3 MidambleConfigurationBurstType1And3,
        midambleAllocationMode CHOICE {
            defaultMidamble NULL,
            ueSpecificMidamble MidambleShiftLong,
            ...
        },
        ...
    }
}

```

```

    },
    ...
}

MidambleShiftLong ::= INTEGER (0..15)

MidambleShiftShort ::= INTEGER (0..5)

MidambleShiftLCR ::= SEQUENCE {
    midambleAllocationMode MidambleAllocationMode,
    midambleShift MidambleShiftLong OPTIONAL,
    -- The IE shall be present if the Midamble Allocation Mode IE is set to "UE specific midamble".
    midambleConfigurationLCR MidambleConfigurationLCR,
    iE-Extensions ProtocolExtensionContainer { {MidambleShiftLCR-ExtIEs} } OPTIONAL,
    ...
}

MidambleAllocationMode ::= ENUMERATED {
    defaultMidamble,
    commonMidamble,
    uESpecificMidamble,
    ...
}

MidambleShiftLCR-ExtIEs NBAP-PROTOCOL-EXTENSION ::= {
    ...
}

MinimumDL-PowerCapability ::= INTEGER(0..800)
-- Unit dBm, Range -30dBm .. 50dBm, Step +0.1dB

MinSpreadingFactor ::= ENUMERATED {
    v4,
    v8,
    v16,
    v32,
    v64,
    v128,
    v256,
    v512
}
-- TDD Mapping scheme for the minimum spreading factor 1 and 2: "256" means 1, "512" means 2

Modification-Period ::= ENUMERATED { v1280, v2560, v5120, v10240,...}

ModifyPriorityQueue ::= CHOICE {
    addPriorityQueue PriorityQueue-InfoItem-to-Add,
    modifyPriorityQueue PriorityQueue-InfoItem-to-Modify,
    deletePriorityQueue PriorityQueue-Id,
    ...
}

Modulation ::= ENUMERATED {
    qPSK,

```

```

    eightPSK,
    ...
}

MinUL-ChannelisationCodeLength ::= ENUMERATED {
    v4,
    v8,
    v16,
    v32,
    v64,
    v128,
    v256,
    ...
}

MultiplexingPosition ::= ENUMERATED {
    fixed,
    flexible
}

-- =====
-- N
-- =====

Nack-Power-Offset ::= INTEGER (0..8,...)
-- According to mapping in ref. [9] subclause 4.2.1

NCyclesPerSFNperiod ::= ENUMERATED {
    v1,
    v2,
    v4,
    v8,
    ...,
    v16,
    v32,
    v64
}

NRepetitionsPerCyclePeriod ::= INTEGER (2..10)

N-INSYNC-IND ::= INTEGER (1..256)

N-OUTSYNC-IND ::= INTEGER (1..256)

NeighbouringCellMeasurementInformation ::= SEQUENCE (SIZE (1..maxNrOfMeasNCell)) OF
    CHOICE {
        neighbouringFDDCellMeasurementInformation      NeighbouringFDDCellMeasurementInformation, -- FDD only
        neighbouringTDDCellMeasurementInformation      NeighbouringTDDCellMeasurementInformation,
        -- Applicable to 3.84Mcps TDD only
        ...,
        extension-neighbouringCellMeasurementInformation  Extension-neighbouringCellMeasurementInformation
    }

Extension-neighbouringCellMeasurementInformation ::= ProtocolIE-Single-Container {{ Extension-neighbouringCellMeasurementInformationIE }}

```



```

Extension-neighbouringCellMeasurementInformationIE NBAP-PROTOCOL-IES ::= {
  { ID id-neighbouringTDDCellMeasurementInformationLCR    CRITICALITY reject  TYPE NeighbouringTDDCellMeasurementInformationLCR PRESENCE
  mandatory },      -- Applicable to 1.28Mcps TDD only
  ...
}

```

```

NeighbouringFDDCellMeasurementInformation ::= SEQUENCE {
  uC-Id                UC-Id,
  uARFCN               UARFCN,
  primaryScramblingCode PrimaryScramblingCode,
  iE-Extensions       ProtocolExtensionContainer { { NeighbouringFDDCellMeasurementInformationItem-ExtIEs } } OPTIONAL,
  ...
}

```

```

NeighbouringFDDCellMeasurementInformationItem-ExtIEs NBAP-PROTOCOL-EXTENSION ::= {
  ...
}

```

```

NeighbouringTDDCellMeasurementInformation ::= SEQUENCE {
  uC-Id                UC-Id,
  uARFCN               UARFCN,
  cellParameterID     CellParameterID,
  timeSlot             TimeSlot                OPTIONAL,
  midambleShiftAndBurstType MidambleShiftAndBurstType  OPTIONAL,
  iE-Extensions       ProtocolExtensionContainer { { NeighbouringTDDCellMeasurementInformationItem-ExtIEs } } OPTIONAL,
  ...
}

```

```

NeighbouringTDDCellMeasurementInformationItem-ExtIEs NBAP-PROTOCOL-EXTENSION ::= {
  ...
}

```

```

NeighbouringTDDCellMeasurementInformationLCR ::= SEQUENCE {
  uC-Id                UC-Id,
  uARFCN               UARFCN,
  cellParameterID     CellParameterID,
  timeSlotLCR         TimeSlotLCR                OPTIONAL,
  midambleShiftLCR   MidambleShiftLCR            OPTIONAL,
  iE-Extensions       ProtocolExtensionContainer { { NeighbouringTDDCellMeasurementInformationLCRItem-ExtIEs } } OPTIONAL,
  ...
}

```

```

NeighbouringTDDCellMeasurementInformationLCRItem-ExtIEs NBAP-PROTOCOL-EXTENSION ::= {
  ...
}

```

```

NI-Information ::= SEQUENCE (SIZE (1..maxNrOfNIs)) OF Notification-Indicator

```

```

Notification-Indicator ::= INTEGER (0..65535)

```

```
NodeB-CommunicationContextID ::= INTEGER (0..1048575)

NotificationIndicatorLength ::= ENUMERATED {
    v2,
    v4,
    v8,
    ...
}

NumberOfReportedCellPortions ::= INTEGER (1..maxNrOfCellPortionsPerCell,...)

NSubCyclesPerCyclePeriod ::= INTEGER (1..16,...)

-- =====
-- O
-- =====

-- =====
-- P
-- =====

PagingIndicatorLength ::= ENUMERATED {
    v2,
    v4,
    v8,
    ...
}

PayloadCRC-PresenceIndicator ::= ENUMERATED {
    CRC-Included,
    CRC-NotIncluded,
    ...
}

PCCPCH-Power ::= INTEGER (-150..400,...)
-- PCCPCH-power = power * 10
-- If power <= -15 PCCPCH shall be set to -150
-- If power >= 40 PCCPCH shall be set to 400
-- Unit dBm, Range -15dBm .. +40 dBm, Step +0.1dB

PDSCH-ID ::= INTEGER (0..255)

PDSCHSet-ID ::= INTEGER (0..255)

PICH-Mode ::= ENUMERATED {
    v18,
    v36,
    v72,
    v144,
    ...
}

PICH-Power ::= INTEGER (-10..5)
```

```
-- Unit dB, Range -10dB .. +5dB, Step +1dB

PowerAdjustmentType ::= ENUMERATED {
    none,
    common,
    individual
}

PowerOffset ::= INTEGER (0..24)
-- PowerOffset = offset * 0.25
-- Unit dB, Range 0dB .. +6dB, Step +0.25dB

PowerRaiseLimit ::= INTEGER (0..10)

PRACH-Midamble ::= ENUMERATED {
    inverted,
    direct,
    ...
}

PRC ::= INTEGER (-2047..2047)
--pseudo range correction; scaling factor 0.32 meters

PRCDeviation ::= ENUMERATED {
    one,
    two,
    five,
    ten,
    ...
}

PreambleSignatures ::= BIT STRING {
    signature15(0),
    signature14(1),
    signature13(2),
    signature12(3),
    signature11(4),
    signature10(5),
    signature9(6),
    signature8(7),
    signature7(8),
    signature6(9),
    signature5(10),
    signature4(11),
    signature3(12),
    signature2(13),
    signature1(14),
    signature0(15)
} (SIZE (16))

PreambleThreshold ::= INTEGER (0..72)
-- 0= -36.0dB, 1= -35.5dB, ... , 72= 0.0dB

PredictedSFNSFNDeviationLimit ::=INTEGER (1..256)
```

```

-- Unit chip, Step 1/16 chip, Range 1/16..16 chip

PredictedTUTRANGPSDeviationLimit ::= INTEGER (1..256)
-- Unit chip, Step 1/16 chip, Range 1/16..16 chip

Pre-emptionCapability ::= ENUMERATED {
    shall-not-trigger-pre-emption,
    may-trigger-pre-emption
}

Pre-emptionVulnerability ::= ENUMERATED {
    not-pre-emptable,
    pre-emptable
}

PrimaryCPICH-Power ::= INTEGER(-100..500)
-- step 0.1 (Range -10.0..50.0) Unit is dBm

Primary-CPICH-Usage-for-Channel-Estimation ::= ENUMERATED {
    primary-CPICH-may-be-used,
    primary-CPICH-shall-not-be-used
}

PrimaryScramblingCode ::= INTEGER (0..511)

PriorityLevel ::= INTEGER (0..15)
-- 0 = spare, 1 = highest priority, ...14 = lowest priority and 15 = no priority

PriorityQueue-Id ::= INTEGER (0..maxNrOfPriorityQueues-1)

PriorityQueue-InfoList ::= SEQUENCE (SIZE (1..maxNrOfPriorityQueues)) OF PriorityQueue-InfoItem

PriorityQueue-InfoItem ::= SEQUENCE {
    priorityQueueId          PriorityQueue-Id,
    associatedHSDSCH-MACdFlow HSDSCH-MACdFlow-ID,
    schedulingPriorityIndicator SchedulingPriorityIndicator,
    t1                       T1,
    discardTimer             DiscardTimer                OPTIONAL,
    mAC-hsWindowSize         MAC-hsWindowSize,
    mAChsGuaranteedBitRate   MACHsGuaranteedBitRate      OPTIONAL,
    macdPDU-Size-Index       MACdPDU-Size-Indexlist,
    rLC-Mode                 RLC-Mode,
    iE-Extensions            ProtocolExtensionContainer { { PriorityQueue-InfoItem-ExtIEs } } OPTIONAL,
    ...
}

PriorityQueue-InfoItem-ExtIEs NBAP-PROTOCOL-EXTENSION ::= {
    ...
}

PriorityQueue-InfoList-to-Modify ::= SEQUENCE (SIZE (1..maxNrOfPriorityQueues)) OF ModifyPriorityQueue

PriorityQueue-InfoItem-to-Add ::= SEQUENCE {
    priorityQueueId          PriorityQueue-Id,

```

```

associatedHSDSCH-MACdFlow      HSDSCH-MACdFlow-ID,
schedulingPriorityIndicator    SchedulingPriorityIndicator,
t1                             T1,
discardTimer                   DiscardTimer                               OPTIONAL,
mAC-hsWindowSize              MAC-hsWindowSize,
mAChsGuaranteedBitRate        MACHsGuaranteedBitRate           OPTIONAL,
macdPDU-Size-Index            MACdPDU-Size-Indexlist,
rLC-Mode                      RLC-Mode,
iE-Extensions                  ProtocolExtensionContainer { { PriorityQueue-InfoItem-to-Add-ExtIEs } }  OPTIONAL,
...
}

PriorityQueue-InfoItem-to-Add-ExtIEs NBAP-PROTOCOL-EXTENSION ::= {
...
}

PriorityQueue-InfoItem-to-Modify ::= SEQUENCE {
priorityQueueId                PriorityQueue-Id,
schedulingPriorityIndicator     SchedulingPriorityIndicator           OPTIONAL,
t1                             T1                                   OPTIONAL,
discardTimer                   DiscardTimer                           OPTIONAL,
mAC-hsWindowSize              MAC-hsWindowSize                       OPTIONAL,
mAChsGuaranteedBitRate        MACHsGuaranteedBitRate           OPTIONAL,
macdPDU-Size-Index-to-Modify   MACdPDU-Size-Indexlist-to-Modify     OPTIONAL,
iE-Extensions                  ProtocolExtensionContainer { { PriorityQueue-InfoItem-to-Modify-ExtIEs } }  OPTIONAL,
...
}

PriorityQueue-InfoItem-to-Modify-ExtIEs NBAP-PROTOCOL-EXTENSION ::= {
...
}

PriorityQueue-InfoList-to-Modify-Unsynchronised ::= SEQUENCE (SIZE (1..maxNrOfPriorityQueues)) OF PriorityQueue-InfoItem-to-Modify-Unsynchronised

PriorityQueue-InfoItem-to-Modify-Unsynchronised ::= SEQUENCE {
priorityQueueId                PriorityQueue-Id,
schedulingPriorityIndicator     SchedulingPriorityIndicator           OPTIONAL,
discardTimer                   DiscardTimer                           OPTIONAL,
mAChsGuaranteedBitRate        MACHsGuaranteedBitRate           OPTIONAL,
iE-Extensions                  ProtocolExtensionContainer { { PriorityQueue-InfoItem-to-Modify-Unsynchronised-ExtIEs } }  OPTIONAL,
...
}

PriorityQueue-InfoItem-to-Modify-Unsynchronised-ExtIEs NBAP-PROTOCOL-EXTENSION ::= {
...
}

PrimaryCCPCH-RSCP ::= INTEGER (0..91)
-- Mapping of non-negative values according to [23]

PrimaryCCPCH-RSCP-Delta ::= INTEGER (-5..-1,...)
-- Mapping of negative values according to [23]

PropagationDelay ::= INTEGER (0..255)

```

```

-- Unit: chips, step size 3 chips
-- example: 0 = 0chip, 1 = 3chips

SCH-TimeSlot ::= INTEGER (0..6)

PunctureLimit ::= INTEGER (0..15)
-- 0: 40%; 1: 44%; ... 14: 96%; 15: 100%
-- 0 is not applicable for E-DPCH

PUSCH-ID ::= INTEGER (0..255)

PUSCHSet-ID ::= INTEGER (0..255)

-- =====
-- Q
-- =====

QE-Selector ::= ENUMERATED {
    selected,
    non-selected
}

-- =====
-- R
-- =====

RACH-SlotFormat ::= ENUMERATED {
    v0,
    v1,
    v2,
    v3,
    ...
}

RACH-SubChannelNumbers ::= BIT STRING {
    subCh11(0),
    subCh10(1),
    subCh9(2),
    subCh8(3),
    subCh7(4),
    subCh6(5),
    subCh5(6),
    subCh4(7),
    subCh3(8),
    subCh2(9),
    subCh1(10),
    subCh0(11)
} (SIZE (12))

RL-Specific-DCH-Info ::= SEQUENCE (SIZE (1..maxNrOfDCHs)) OF RL-Specific-DCH-Info-Item

RL-Specific-DCH-Info-Item ::= SEQUENCE {
    dCH-id          DCH-ID,
    bindingID      BindingID
} OPTIONAL,

```

```

    transportlayeraddress  TransportLayerAddress          OPTIONAL,
    iE-Extensions          ProtocolExtensionContainer { { RL-Specific-DCH-Info-Item-ExtIEs} } OPTIONAL,
    ...
}

RL-Specific-DCH-Info-Item-ExtIEs NBAP-PROTOCOL-EXTENSION ::= {
    ...
}

RL-Specific-E-DCH-Info ::= SEQUENCE {
    rL-Specific-E-DCH-Information  RL-Specific-E-DCH-Information,
    e-AGCH-PowerOffset            E-AGCH-PowerOffset          OPTIONAL,
    e-RGCH-PowerOffset            E-RGCH-PowerOffset          OPTIONAL,
    e-HICH-PowerOffset            E-HICH-PowerOffset          OPTIONAL,
    iE-Extensions                  ProtocolExtensionContainer { { RL-Specific-E-DCH-Info-Item-ExtIEs} } OPTIONAL,
    ...
}

RL-Specific-E-DCH-Info-Item-ExtIEs NBAP-PROTOCOL-EXTENSION ::= {
    ...
}

RL-Specific-E-DCH-Information ::= SEQUENCE (SIZE (1..maxNrOfEDCHMACdFlows)) OF RL-Specific-E-DCH-Information-Item

RL-Specific-E-DCH-Information-Item ::= SEQUENCE {
    e-DCH-MACdFlow-ID            E-DCH-MACdFlow-ID,
    bindingID                    BindingID                    OPTIONAL,
    transportlayeraddress        TransportLayerAddress        OPTIONAL,
    iE-Extensions                ProtocolExtensionContainer { { RL-Specific-E-DCH-Information-Item-ExtIEs} } OPTIONAL,
    ...
}

RL-Specific-E-DCH-Information-Item-ExtIEs NBAP-PROTOCOL-EXTENSION ::= {
    ...
}

Range-Correction-Rate ::= INTEGER (-127..127)
-- scaling factor 0.032 m/s

Reference-ReceivedTotalWideBandPower ::= INTEGER (0..621)
-- mapping as for RTWP measurement value, as specified in [22]

ReferenceClockAvailability ::= ENUMERATED {
    available,
    notAvailable
}

ReferenceSFNoffset ::= INTEGER (0..255)

Reference-E-TFCI-Information ::= SEQUENCE (SIZE (1..maxNrOfRefETFCIs)) OF Reference-E-TFCI-Information-Item

Reference-E-TFCI-Information-Item ::= SEQUENCE {
    reference-E-TFCI            E-TFCI,

```

```

reference-E-TFCI-PO          Reference-E-TFCI-PO,
iE-Extensions              ProtocolExtensionContainer { { Reference-E-TFCI-Information-Item-ExtIEs } }   OPTIONAL,
...
}

Reference-E-TFCI-Information-Item-ExtIEs NBAP-PROTOCOL-EXTENSION ::= {
...
}

Reference-E-TFCI-PO ::= INTEGER (0.. maxNrOfRefETFCI-PO-QUANTSTEPS)
-- FFS according to mapping in [21]

RepetitionLength ::= INTEGER (1..63)

RepetitionPeriod ::= ENUMERATED {
v1,
v2,
v4,
v8,
v16,
v32,
v64,
...
}

RepetitionNumber0 ::= INTEGER (0..255)

RepetitionNumber1 ::= INTEGER (1..256)

RefTFCNumber ::= INTEGER (0..3)

ReportCharacteristics ::= CHOICE {
onDemand          NULL,
periodic          ReportCharacteristicsType-ReportPeriodicity,
event-a          ReportCharacteristicsType-EventA,
event-b          ReportCharacteristicsType-EventB,
event-c          ReportCharacteristicsType-EventC,
event-d          ReportCharacteristicsType-EventD,
event-e          ReportCharacteristicsType-EventE,
event-f          ReportCharacteristicsType-EventF,
...,
extension-ReportCharacteristics  Extension-ReportCharacteristics
}

Extension-ReportCharacteristics ::= ProtocolIE-Single-Container {{ Extension-ReportCharacteristicsIE }}

Extension-ReportCharacteristicsIE NBAP-PROTOCOL-IES ::= {
{ ID id-ReportCharacteristicsType-OnModification  CRITICALITY reject  TYPE ReportCharacteristicsType-OnModification  PRESENCE mandatory }
}

ReportCharacteristicsType-EventA ::= SEQUENCE {
measurementThreshold  ReportCharacteristicsType-MeasurementThreshold,
measurementHysteresisTime  ReportCharacteristicsType-ScaledMeasurementHysteresisTime   OPTIONAL,
iE-Extensions          ProtocolExtensionContainer { { ReportCharacteristicsType-EventA-ExtIEs } }   OPTIONAL,

```



```

...
}

ReportCharacteristicsType-EventA-ExtIEs NBAP-PROTOCOL-EXTENSION ::= {
...
}

ReportCharacteristicsType-EventB ::= SEQUENCE {
  measurementThreshold      ReportCharacteristicsType-MeasurementThreshold,
  measurementHysteresisTime ReportCharacteristicsType-ScaledMeasurementHysteresisTime
  iE-Extensions             ProtocolExtensionContainer { { ReportCharacteristicsType-EventB-ExtIEs } }
  ...
}

ReportCharacteristicsType-EventB-ExtIEs NBAP-PROTOCOL-EXTENSION ::= {
...
}

ReportCharacteristicsType-EventC ::= SEQUENCE {
  measurementIncreaseThreshold ReportCharacteristicsType-MeasurementIncreaseDecreaseThreshold,
  measurementChangeTime       ReportCharacteristicsType-ScaledMeasurementChangeTime,
  iE-Extensions               ProtocolExtensionContainer { { ReportCharacteristicsType-EventC-ExtIEs } }
  ...
}

ReportCharacteristicsType-EventC-ExtIEs NBAP-PROTOCOL-EXTENSION ::= {
...
}

ReportCharacteristicsType-EventD ::= SEQUENCE {
  measurementDecreaseThreshold ReportCharacteristicsType-MeasurementIncreaseDecreaseThreshold,
  measurementChangeTime       ReportCharacteristicsType-ScaledMeasurementChangeTime,
  iE-Extensions               ProtocolExtensionContainer { { ReportCharacteristicsType-EventD-ExtIEs } }
  ...
}

ReportCharacteristicsType-EventD-ExtIEs NBAP-PROTOCOL-EXTENSION ::= {
...
}

ReportCharacteristicsType-EventE ::= SEQUENCE {
  measurementThreshold1      ReportCharacteristicsType-MeasurementThreshold,
  measurementThreshold2      ReportCharacteristicsType-MeasurementThreshold      OPTIONAL,
  measurementHysteresisTime  ReportCharacteristicsType-ScaledMeasurementHysteresisTime  OPTIONAL,
  reportPeriodicity          ReportCharacteristicsType-ReportPeriodicity    OPTIONAL,
  iE-Extensions              ProtocolExtensionContainer { { ReportCharacteristicsType-EventE-ExtIEs } }  OPTIONAL,
  ...
}

ReportCharacteristicsType-EventE-ExtIEs NBAP-PROTOCOL-EXTENSION ::= {
...
}

ReportCharacteristicsType-EventF ::= SEQUENCE {

```

```

measurementThreshold1      ReportCharacteristicsType-MeasurementThreshold,
measurementThreshold2      ReportCharacteristicsType-MeasurementThreshold      OPTIONAL,
measurementHysteresisTime  ReportCharacteristicsType-ScaledMeasurementHysteresisTime  OPTIONAL,
reportPeriodicity          ReportCharacteristicsType-ReportPeriodicity      OPTIONAL,
iE-Extensions              ProtocolExtensionContainer { { ReportCharacteristicsType-EventF-ExtIEs } }      OPTIONAL,
...
}

ReportCharacteristicsType-EventF-ExtIEs NBAP-PROTOCOL-EXTENSION ::= {
...
}

ReportCharacteristicsType-OnModification ::= SEQUENCE {
measurementThreshold      ReportCharacteristicsType-MeasurementThreshold,
iE-Extensions              ProtocolExtensionContainer { { ReportCharacteristicsType-OnModification-ExtIEs } }      OPTIONAL,
...
}

ReportCharacteristicsType-OnModification-ExtIEs NBAP-PROTOCOL-EXTENSION ::= {
...
}

ReportCharacteristicsType-MeasurementIncreaseDecreaseThreshold ::= CHOICE {
received-total-wide-band-power      Received-total-wide-band-power-Value-IncrDecrThres,
transmitted-carrier-power            Transmitted-Carrier-Power-Value,
acknowledged-prach-preambles        Acknowledged-PRACH-preambles-Value,
uL-TimeslotISCP                     UL-TimeslotISCP-Value-IncrDecrThres,
sir                                  SIR-Value-IncrDecrThres,
sir-error                            SIR-Error-Value-IncrDecrThres,
transmitted-code-power              Transmitted-Code-Power-Value-IncrDecrThres,
rscp                                 RSCP-Value-IncrDecrThres,
round-trip-time                     Round-Trip-Time-IncrDecrThres,
notUsed-1-acknowledged-PCPCH-access-preambles      NULL,
notUsed-2-detected-PCPCH-access-preambles          NULL,
...,
extension-ReportCharacteristicsType-MeasurementIncreaseDecreaseThreshold      Extension-ReportCharacteristicsType-
MeasurementIncreaseDecreaseThreshold
}

Extension-ReportCharacteristicsType-MeasurementIncreaseDecreaseThreshold ::= ProtocolIE-Single-Container {{ Extension-ReportCharacteristicsType-
MeasurementIncreaseDecreaseThresholdIE }}

Extension-ReportCharacteristicsType-MeasurementIncreaseDecreaseThresholdIE NBAP-PROTOCOL-IES ::= {
{ ID id-TransmittedCarrierPowerOfAllCodesNotUsedForHSTransmission      CRITICALITY reject TYPE
TransmittedCarrierPowerOfAllCodesNotUsedForHSTransmissionValue PRESENCE mandatory }|
{ ID id-Transmitted-Carrier-Power-For-CellPortion      CRITICALITY reject TYPE Transmitted-Carrier-Power-Value      PRESENCE mandatory }|
{ ID id-Received-total-wide-band-power-For-CellPortion      CRITICALITY reject TYPE Received-total-wide-band-power-Value-IncrDecrThres      PRESENCE
mandatory }|
{ ID id-TransmittedCarrierPowerOfAllCodesNotUsedForHS-PDSCH-HS-SCCH-E-AGCH-E-RGCHOrE-HICHTransmissionCellPortion      CRITICALITY reject TYPE
TransmittedCarrierPowerOfAllCodesNotUsedForHSTransmissionValue      PRESENCE mandatory }|
{ ID id-UpPTSInterferenceValue      CRITICALITY reject TYPE      UpPTSInterferenceValue      PRESENCE mandatory }
}

ReportCharacteristicsType-MeasurementThreshold ::= CHOICE {

```

```

received-total-wide-band-power                Received-total-wide-band-power-Value,
transmitted-carrier-power                    Transmitted-Carrier-Power-Value,
acknowledged-prach-preambles                Acknowledged-PRACH-preambles-Value,
uL-TimeslotISCP                             UL-TimeslotISCP-Value,
sir                                           SIR-Value,
sir-error                                    SIR-Error-Value,
transmitted-code-power                      Transmitted-Code-Power-Value,
rscp                                         RSCP-Value,
rx-timing-deviation                        Rx-Timing-Deviation-Value,
round-trip-time                            Round-Trip-Time-Value,
notUsed-1-acknowledged-PCPCH-access-preambles NULL,
notUsed-2-detected-PCPCH-access-preambles  NULL,
...,
extension-ReportCharacteristicsType-MeasurementThreshold Extension-ReportCharacteristicsType-MeasurementThreshold
}

Extension-ReportCharacteristicsType-MeasurementThreshold ::= ProtocolIE-Single-Container {{ Extension-ReportCharacteristicsType-
MeasurementThresholdIE }}

Extension-ReportCharacteristicsType-MeasurementThresholdIE NBAP-PROTOCOL-IES ::= {
  { ID id-TUTRANGPSMeasurementThresholdInformation CRITICALITY reject TYPE TUTRANGPSMeasurementThresholdInformation PRESENCE mandatory } |
  { ID id-SFNFSNMeasurementThresholdInformation CRITICALITY reject TYPE SFNFSNMeasurementThresholdInformation PRESENCE mandatory } |
  { ID id-Rx-Timing-Deviation-Value-LCR CRITICALITY reject TYPE Rx-Timing-Deviation-Value-LCR PRESENCE mandatory } |
  { ID id-HS-SICH-Reception-Quality-Measurement-Value CRITICALITY reject TYPE HS-SICH-Reception-Quality-Measurement-Value PRESENCE mandatory } |
  -- For 1.28Mcps TDD, used when the Measurement Threshold Value for HS-SICH Reception Quality are less than or equal to 20
  { ID id-TransmittedCarrierPowerOfAllCodesNotUsedForHSTransmission CRITICALITY reject TYPE
TransmittedCarrierPowerOfAllCodesNotUsedForHSTransmissionValue PRESENCE mandatory } |
  { ID id-HS-DSCHRequiredPowerValue CRITICALITY reject TYPE HS-DSCHRequiredPowerValue PRESENCE mandatory } |
  { ID id-Transmitted-Carrier-Power-For-CellPortion CRITICALITY reject TYPE Transmitted-Carrier-Power-Value PRESENCE mandatory } |
  { ID id-Received-total-wide-band-power-For-CellPortion CRITICALITY reject TYPE Received-total-wide-band-power-Value PRESENCE mandatory } |
  { ID id-TransmittedCarrierPowerOfAllCodesNotUsedForHS-PDSCH-HS-SCCH-E-AGCH-E-RGCHOrE-HICHTransmissionCellPortion CRITICALITY reject TYPE
TransmittedCarrierPowerOfAllCodesNotUsedForHSTransmissionValue PRESENCE mandatory } |
  { ID id-UpPTSInterferenceValue CRITICALITY reject TYPE UpPTSInterferenceValue PRESENCE mandatory } |
  { ID id-DLTransmissionBranchLoadValue CRITICALITY reject TYPE DLTransmissionBranchLoadValue PRESENCE mandatory } |
  { ID id-HS-DSCHRequiredPowerValue-For-Cell-Portion CRITICALITY reject TYPE HS-DSCHRequiredPowerValue PRESENCE mandatory } |
  { ID id-E-DCH-Non-serving-Relative-Grant-Down-CommandsValue CRITICALITY reject TYPE E-DCH-Non-serving-Relative-Grant-Down-Commands
PRESENCE mandatory } |
  { ID id-Additional-HS-SICH-Reception-Quality-Measurement-Value CRITICALITY reject TYPE HS-SICH-Reception-Quality-Measurement-Value
PRESENCE mandatory }
  -- Applicable to 1.28Mcps TDD only, used when the Measurement Threshold Value for HS-SICH Reception Quality are more than 20, Measurement
Threshold Value = 20 + IE Value
}

ReportCharacteristicsType-ScaledMeasurementChangeTime ::= CHOICE {
  msec MeasurementChangeTime-Scaledmsec,
  ...
}

MeasurementChangeTime-Scaledmsec ::= INTEGER (1..6000,...)
-- MeasurementChangeTime-Scaledmsec = Time * 10
-- Unit ms, Range 10ms .. 60000ms(1min), Step 10ms

ReportCharacteristicsType-ScaledMeasurementHysteresisTime ::= CHOICE {
  msec MeasurementHysteresisTime-Scaledmsec,

```

```
    ...
}

MeasurementHysteresisTime-Scaledmsec ::= INTEGER (1..6000,...)
-- MeasurementHysteresisTime-Scaledmsec = Time * 10
-- Unit ms, Range 10ms .. 60000ms(1min), Step 10ms

ReportCharacteristicsType-ReportPeriodicity ::= CHOICE {
    msec          ReportPeriodicity-Scaledmsec,
    min          ReportPeriodicity-Scaledmin,
    ...
}

ReportPeriodicity-Scaledmsec ::= INTEGER (1..6000,...)
-- ReportPeriodicity-msec = ReportPeriodicity * 10
-- Unit ms, Range 10ms .. 60000ms(1min), Step 10ms

ReportPeriodicity-Scaledmin ::= INTEGER (1..60,...)
-- Unit min, Range 1min .. 60min(hour), Step 1min

ReportPeriodicity-Scaledhour ::= INTEGER (1..24,...)
-- Unit hour, Range 1hour .. 24hours(day), Step 1hour

ResourceOperationalState ::= ENUMERATED {
    enabled,
    disabled
}

RL-ID ::= INTEGER (0..31)

RL-Set-ID ::= INTEGER (0..31)

RLC-Mode ::= ENUMERATED {
    rLC-AM,
    rLC-UM,
    ...
}

Round-Trip-Time-IncrDecrThres ::= INTEGER(0..32766)

RNC-ID ::= INTEGER (0..4095)

Round-Trip-Time-Value ::= INTEGER(0..32767)
-- According to mapping in [22]

RSCP-Value ::= INTEGER (0..127)
-- According to mapping in [23]

RSCP-Value-IncrDecrThres ::= INTEGER (0..126)

Received-total-wide-band-power-For-CellPortion-Value ::= SEQUENCE (SIZE (1..maxNrOfCellPortionsPerCell)) OF Received-total-wide-band-power-For-CellPortion-Value-Item

Received-total-wide-band-power-For-CellPortion-Value-Item ::= SEQUENCE{
```

```

    cellPortionID                CellPortionID,
    received-total-wide-band-power-value Received-total-wide-band-power-Value,
    iE-Extensions                 ProtocolExtensionContainer { { Received-total-wide-band-power-For-CellPortion-Value-Item-ExtIEs } }
    OPTIONAL,
    ...
}

Received-total-wide-band-power-For-CellPortion-Value-Item-ExtIEs NBAP-PROTOCOL-EXTENSION ::= {
    ...
}

Received-total-wide-band-power-Value ::= INTEGER(0..621)
-- According to mapping in [22]/[23]

Received-total-wide-band-power-Value-IncrDecrThres ::= INTEGER (0..620)

RequestedDataValueInformation ::= CHOICE {
    informationAvailable          InformationAvailable,
    informationnotAvailable       InformationnotAvailable
}

InformationAvailable ::= SEQUENCE {
    requesteddataValue           RequestedDataValue,
    ie-Extensions                ProtocolExtensionContainer { { InformationAvailableItem-ExtIEs } }
    ...
}
OPTIONAL,

InformationAvailableItem-ExtIEs NBAP-PROTOCOL-EXTENSION ::= {
    ...
}

InformationnotAvailable ::= NULL

RequestedDataValue ::= SEQUENCE {
    dgps-corrections             DGPSCorrections
    gps-navandrecovery           GPS-NavigationModel-and-TimeRecovery
    gps-ionos-model              GPS-Ionospheric-Model
    gps-utc-model                GPS-UTC-Model
    gps-almanac                  GPS-Almanac
    gps-rt-integrity             GPS-RealTime-Integrity
    gpsrxpos                     GPS-RX-POS
    iE-Extensions                ProtocolExtensionContainer { { RequestedDataValue-ExtIEs } }
    ...
}
OPTIONAL,
OPTIONAL,
OPTIONAL,
OPTIONAL,
OPTIONAL,
OPTIONAL,
OPTIONAL,

RequestedDataValue-ExtIEs NBAP-PROTOCOL-EXTENSION ::= {
    ...
}

Rx-Timing-Deviation-Value ::= INTEGER (0..8191)

```

```

-- According to mapping in [23]

Rx-Timing-Deviation-Value-LCR ::= INTEGER (0..511)
-- According to mapping in [23]

-- =====
-- S
-- =====

AdjustmentPeriod      ::= INTEGER(1..256)
-- Unit Frame

SAT-ID ::= INTEGER (0..63)

SAT-Info-Almanac ::= SEQUENCE (SIZE (1..maxNoSat)) OF SAT-Info-Almanac-Item

SAT-Info-Almanac-Item ::= SEQUENCE {
    data-id          DATA-ID,
    sat-id           SAT-ID,
    gps-e-alm        BIT STRING (SIZE (16)),
    gps-toa-alm      BIT STRING (SIZE (8)),
    gps-delta-I-alm  BIT STRING (SIZE (16)),
    omegadot-alm     BIT STRING (SIZE (16)),
    svhealth-alm     BIT STRING (SIZE (8)),
    gps-a-sqrt-alm   BIT STRING (SIZE (24)),
    omegazero-alm    BIT STRING (SIZE (24)),
    m-zero-alm       BIT STRING (SIZE (24)),
    gps-omega-alm    BIT STRING (SIZE (24)),
    gps-af-zero-alm  BIT STRING (SIZE (11)),
    gps-af-one-alm   BIT STRING (SIZE (11)),
    ie-Extensions    ProtocolExtensionContainer { { SAT-Info-Almanac-Item-ExtIEs } } OPTIONAL,
    ...
} -- This GPS-Almanac-Information is for the 1st 16 satellites

SAT-Info-Almanac-Item-ExtIEs NBAP-PROTOCOL-EXTENSION ::= {
    ...
}

SAT-Info-Almanac-ExtList ::= SEQUENCE (SIZE (1..maxNrOfSatAlmanac-maxNoSat)) OF SAT-Info-Almanac-ExtItem

SAT-Info-Almanac-ExtItem ::= SEQUENCE {
    data-id          DATA-ID,
    sat-id           SAT-ID,
    gps-e-alm        BIT STRING (SIZE (16)),
    gps-toa-alm      BIT STRING (SIZE (8)),
    gps-delta-I-alm  BIT STRING (SIZE (16)),
    omegadot-alm     BIT STRING (SIZE (16)),
    svhealth-alm     BIT STRING (SIZE (8)),
    gps-a-sqrt-alm   BIT STRING (SIZE (24)),
    omegazero-alm    BIT STRING (SIZE (24)),
    m-zero-alm       BIT STRING (SIZE (24)),
    gps-omega-alm    BIT STRING (SIZE (24)),
    gps-af-zero-alm  BIT STRING (SIZE (11)),

```

```

    gps-af-one-alm      BIT STRING (SIZE (11)),
    ie-Extensions      ProtocolExtensionContainer { { SAT-Info-Almanac-ExtItemIEs } }      OPTIONAL,
    ...
} -- Includes the GPS-Almanac-Information for 17th through 32nd satellites.

SAT-Info-Almanac-ExtItemIEs NBAP-PROTOCOL-EXTENSION ::= {
    ...
}

SAT-Info-DGPSCorrections ::= SEQUENCE (SIZE (1..maxNoSat)) OF SAT-Info-DGPSCorrections-Item

SAT-Info-DGPSCorrections-Item ::= SEQUENCE {
    sat-id              SAT-ID,
    iode-dgps           BIT STRING (SIZE (8)),
    udre                UDRE,
    prc                 PRC,
    range-correction-rate Range-Correction-Rate,
    ie-Extensions      ProtocolExtensionContainer { { SAT-Info-DGPSCorrections-Item-ExtIEs } } OPTIONAL,
    ...
}

SAT-Info-DGPSCorrections-Item-ExtIEs NBAP-PROTOCOL-EXTENSION ::= {
    ...
}

SATInfo-RealTime-Integrity ::= SEQUENCE (SIZE (1..maxNoSat)) OF SAT-Info-RealTime-Integrity-Item

SAT-Info-RealTime-Integrity-Item ::= SEQUENCE {
    bad-sat-id         SAT-ID,
    ie-Extensions      ProtocolExtensionContainer { { SAT-Info-RealTime-Integrity-Item-ExtIEs } }      OPTIONAL,
    ...
}

SAT-Info-RealTime-Integrity-Item-ExtIEs NBAP-PROTOCOL-EXTENSION ::= {
    ...
}

ScaledAdjustmentRatio ::= INTEGER(0..100)
-- AdjustmentRatio = ScaledAdjustmentRatio / 100

MaxAdjustmentStep      ::= INTEGER(1..10)
-- Unit Slot

SchedulingInformation ::= ENUMERATED {
    included,
    not-included
}

SchedulingPriorityIndicator ::= INTEGER (0..15)      -- lowest (0), highest (15)

SID ::= INTEGER (0..maxNrOfMACdPDUIndexes-1)

```

```

ScramblingCodeNumber ::= INTEGER (0..15)

Secondary-CPICH-Information-Change ::= CHOICE {
    new-secondary-CPICH          CommonPhysicalChannelID,
    secondary-CPICH-shall-not-be-used  NULL,
    ...
}

SecondaryCCPCH-SlotFormat ::= INTEGER(0..17,...)

Segment-Type ::= ENUMERATED {
    first-segment,
    first-segment-short,
    subsequent-segment,
    last-segment,
    last-segment-short,
    complete-SIB,
    complete-SIB-short,
    ...
}

Serving-E-DCH-RL-ID ::= CHOICE {
    serving-E-DCH-RL-in-this-NodeB          Serving-E-DCH-RL-in-this-NodeB,
    serving-E-DCH-RL-not-in-this-NodeB      NULL,
    ...
}

Serving-E-DCH-RL-in-this-NodeB ::= SEQUENCE {
    rL-ID          RL-ID,
    iE-Extensions ProtocolExtensionContainer { { Serving-E-DCH-RL-in-this-NodeB-ExtIEs } } OPTIONAL,
    ...
}

Serving-E-DCH-RL-in-this-NodeB-ExtIEs NBAP-PROTOCOL-EXTENSION ::= {
    ...
}

SFN ::= INTEGER (0..4095)

SFNSFN-FDD ::= INTEGER (0..614399)

SFNSFN-TDD ::= INTEGER (0..40961)

SFNSFNChangeLimit ::= INTEGER (1..256)
-- Unit chip, Step 1/16 chip, Range 1/16..16 chip

SFNSFNDriftRate ::= INTEGER (-100..100)
-- Unit chip/s, Step 1/256 chip/s, Range -100/256..+100/256 chip/s

SFNSFNDriftRateQuality ::= INTEGER (0..100)
-- Unit chip/s, Step 1/256 chip/s, Range 0..100/256 chip/s

SFNSFNMeasurementThresholdInformation ::= SEQUENCE {

```



```

    sFNSFNChangeLimit          SFNSFNChangeLimit          OPTIONAL,
    predictedSFNSFNDeviationLimit  PredictedSFNSFNDeviationLimit  OPTIONAL,
    iE-Extensions              ProtocolExtensionContainer { { SFNSFNMeasurementThresholdInformation-ExtIEs} }  OPTIONAL,
    ...
}

SFNSFNMeasurementThresholdInformation-ExtIEs NBAP-PROTOCOL-EXTENSION ::= {
    ...
}

SFNSFNMeasurementValueInformation ::= SEQUENCE {
    successfulNeighbouringCellSFNSFNObservedTimeDifferenceMeasurementInformation  SEQUENCE (SIZE(1..maxNrOfMeasNCell)) OF
        SEQUENCE {
            uC-Id          UC-Id,
            sFNSFNValue    SFNSFNValue,
            sFNSFNQuality  SFNSFNQuality          OPTIONAL,
            sFNSFNDriftRate SFNSFNDriftRate,
            sFNSFNDriftRateQuality SFNSFNDriftRateQuality  OPTIONAL,
            sFNSFNTimeStampInformation SFNSFNTimeStampInformation,
            iE-Extensions  ProtocolExtensionContainer { { SuccessfulNeighbouringCellSFNSFNObservedTimeDifferenceMeasurementInformationItem-
ExtIEs} }  OPTIONAL,
            ...
        },
    unsuccessfulNeighbouringCellSFNSFNObservedTimeDifferenceMeasurementInformation  SEQUENCE (SIZE(0..maxNrOfMeasNCell-1)) OF
        SEQUENCE {
            uC-Id          UC-Id,
            iE-Extensions  ProtocolExtensionContainer { { UnsuccessfulNeighbouringCellSFNSFNObservedTimeDifferenceMeasurementInformationItem-
ExtIEs} }  OPTIONAL,
            ...
        },
    iE-Extensions  ProtocolExtensionContainer { { SFNSFNMeasurementValueInformationItem-ExtIEs} }  OPTIONAL,
    ...
}

SFNSFNMeasurementValueInformationItem-ExtIEs NBAP-PROTOCOL-EXTENSION ::= {
    ...
}

SuccessfulNeighbouringCellSFNSFNObservedTimeDifferenceMeasurementInformationItem-ExtIEs NBAP-PROTOCOL-EXTENSION ::= {
    ...
}

UnsuccessfulNeighbouringCellSFNSFNObservedTimeDifferenceMeasurementInformationItem-ExtIEs NBAP-PROTOCOL-EXTENSION ::= {
    ...
}

SFNSFNQuality ::= INTEGER (0..255)
-- Unit chip, Step 1/16 chip, Range 0.. 255/16 chip

ShutdownTimer ::= INTEGER (1..3600)

```

```

-- Unit sec

SIB-Originator ::= ENUMERATED {
    nodeB,
    cRNC,
    ...
}

SIR-Error-Value ::= INTEGER (0..125)
-- According to mapping in [22]

SFNSFNTimeStampInformation ::= CHOICE {
    sFNSFNTimeStamp-FDD    SFN,
    sFNSFNTimeStamp-TDD    SFNSFNTimeStamp-TDD,
    ...}

SFNSFNTimeStamp-TDD ::= SEQUENCE {
    sFN                    SFN,
    timeSlot                TimeSlot,
    iE-Extensions          ProtocolExtensionContainer { { SFNSFNTimeStamp-ExtIEs} } OPTIONAL,
    ...
}

SFNSFNTimeStamp-ExtIEs NBAP-PROTOCOL-EXTENSION ::= {
    ...
}

SFNSFNValue ::= CHOICE {
    sFNSFN-FDD            SFNSFN-FDD,
    sFNSFN-TDD            SFNSFN-TDD,
    ...
}

SIR-Error-Value-IncrDecrThres ::= INTEGER (0..124)

SIR-Value ::= INTEGER (0..63)
-- According to mapping in [22]/[23]

SIR-Value-IncrDecrThres ::= INTEGER (0..62)

SignallingBearerRequestIndicator ::= ENUMERATED {bearerRequested}

SpecialBurstScheduling ::= INTEGER (1..256) -- Number of frames between special burst transmission during DTX

Start-Of-Audit-Sequence-Indicator ::= ENUMERATED {
    start-of-audit-sequence,
    not-start-of-audit-sequence
}

STTD-Indicator ::= ENUMERATED {

```

```

    active,
    inactive,
    ...
}

SSDT-SupportIndicator ::= ENUMERATED {
    not-Used-sSDT-Supported,
    sSDT-not-supported
}

SyncCase ::= INTEGER (1..2,...)

SYNCDLCodeId ::= INTEGER (1..32,...)

SyncFrameNumber ::= INTEGER (1..10)

SynchronisationReportCharacteristics ::= SEQUENCE {
    synchronisationReportCharacteristicsType SynchronisationReportCharacteristicsType,
    synchronisationReportCharactThreExc SynchronisationReportCharactThreExc OPTIONAL,
    -- This IE shall be included if the synchronisationReportCharacteristicsType IE is set to 'thresholdExceeding'.
    iE-Extensions ProtocolExtensionContainer { { SynchronisationReportCharacteristics-ExtIEs } } OPTIONAL,
    ...
}

SynchronisationReportCharacteristics-ExtIEs NBAP-PROTOCOL-EXTENSION ::= {
    { ID id-SyncDLCodeIdThreInfoLCR CRITICALITY ignore EXTENSION SyncDLCodeIdThreInfoLCR PRESENCE optional },
    ...
}

SynchronisationReportCharactThreExc ::= SEQUENCE (SIZE (1..maxNrOfCellSyncBursts)) OF SynchronisationReportCharactThreInfoItem -- Mandatory
for 3.84Mcps TDD only. Not Applicable to 1.28Mcps TDD.

SynchronisationReportCharactThreInfoItem ::= SEQUENCE {
    syncFrameNumber SyncFrameNumber,
    cellSyncBurstInformation SEQUENCE (SIZE (1.. maxNrOfReceptsPerSyncFrame)) OF SynchronisationReportCharactCellSyncBurstInfoItem,
    iE-Extensions ProtocolExtensionContainer { { SynchronisationReportCharactThreInfoItem-ExtIEs } } OPTIONAL,
    ...
}

SynchronisationReportCharactThreInfoItem-ExtIEs NBAP-PROTOCOL-EXTENSION ::= {
    ...
}

SynchronisationReportCharactCellSyncBurstInfoItem ::= SEQUENCE {
    cellSyncBurstCode CellSyncBurstCode,
    cellSyncBurstCodeShift CellSyncBurstCodeShift,
    cellSyncBurstTiming CellSyncBurstTiming OPTIONAL,
    cellSyncBurstTimingThreshold CellSyncBurstTimingThreshold OPTIONAL,
    iE-Extensions ProtocolExtensionContainer { { SynchronisationReportCharactCellSyncBurstInfoItem-ExtIEs } } OPTIONAL,
    ...
}

SynchronisationReportCharactCellSyncBurstInfoItem-ExtIEs NBAP-PROTOCOL-EXTENSION ::= {
    ...
}

```

```

}

SyncDLCodeIdThreInfoLCR ::= SEQUENCE (SIZE (0..maxNrOfSyncFramesLCR)) OF SyncDLCodeIdThreInfoList --Mandatory for 1.28Mcps TDD only. Not
Applicable to 3.84Mcps TDD.

SyncDLCodeIdThreInfoList ::= SEQUENCE {
    syncFrameNoToReceive          SyncFrameNumber,
    syncDLCodeIdInfoLCR          SyncDLCodeInfoListLCR,
    iE-Extensions                ProtocolExtensionContainer { { SyncDLCodeIdThreInfoList-ExtIEs } }    OPTIONAL,
    ...
}

SyncDLCodeIdThreInfoList-ExtIEs NBAP-PROTOCOL-EXTENSION ::= {
    ...
}

SyncDLCodeInfoListLCR ::= SEQUENCE (SIZE (1..maxNrOfSyncDLCodesLCR)) OF SyncDLCodeInfoItemLCR

SyncDLCodeInfoItemLCR ::= SEQUENCE {
    syncDLCodeId                 SYNCdlCodeId,
    syncDLCodeIdArrivTime        CellSyncBurstTimingLCR                OPTIONAL,
    syncDLCodeIdTimingThre       CellSyncBurstTimingThreshold        OPTIONAL,
    iE-Extensions                ProtocolExtensionContainer { { SyncDLCodeInfoItem-LCR-ExtIEs } }    OPTIONAL,
    ...
}

SyncDLCodeInfoItem-LCR-ExtIEs NBAP-PROTOCOL-EXTENSION ::= {
    ...
}

SynchronisationReportCharacteristicsType ::= ENUMERATED {
    frameRelated,
    sFNperiodRelated,
    cycleLengthRelated,
    thresholdExceeding,
    frequencyAcquisitionCompleted,
    ...
}

SynchronisationReportType ::= ENUMERATED {
    initialPhase,
    steadyStatePhase,
    lateEntrantCell,
    frequencyAcquisition,
    ...
}

-- =====
-- T
-- =====

T1 ::= ENUMERATED {v10,v20,v30,v40,v50,v60,v70,v80,v90,v100,v120,v140,v160,v200,v300,v400,...}

T-Cell ::= ENUMERATED {

```

```
v0,  
v1,  
v2,  
v3,  
v4,  
v5,  
v6,  
v7,  
v8,  
v9  
}  
  
T-RLFFAILURE ::= INTEGER (0..255)  
-- Unit seconds, Range 0s .. 25.5s, Step 0.1s  
  
TDD-AckNack-Power-Offset ::= INTEGER (-7..8,...)  
-- Unit dB, Range -7dB .. +8dB, Step 1dB  
  
TDD-ChannelisationCode ::= ENUMERATED {  
  chCode1div1,  
  chCode2div1,  
  chCode2div2,  
  chCode4div1,  
  chCode4div2,  
  chCode4div3,  
  chCode4div4,  
  chCode8div1,  
  chCode8div2,  
  chCode8div3,  
  chCode8div4,  
  chCode8div5,  
  chCode8div6,  
  chCode8div7,  
  chCode8div8,  
  chCode16div1,  
  chCode16div2,  
  chCode16div3,  
  chCode16div4,  
  chCode16div5,  
  chCode16div6,  
  chCode16div7,  
  chCode16div8,  
  chCode16div9,  
  chCode16div10,  
  chCode16div11,  
  chCode16div12,  
  chCode16div13,  
  chCode16div14,  
  chCode16div15,  
  chCode16div16,  
  ...  
}  
  
TDD-ChannelisationCodeLCR ::= SEQUENCE {
```

```

    tDD-ChannelisationCode      TDD-ChannelisationCode,
    modulation                  Modulation, -- Modulation options for 1.28Mcps TDD in contrast to 3.84Mcps TDD
    iE-Extensions                ProtocolExtensionContainer { { TDD-ChannelisationCodeLCR-ExtIEs} }
    ...
}

TDD-ChannelisationCodeLCR-ExtIEs NBAP-PROTOCOL-EXTENSION ::= {
    ...
}

TDD-DL-Code-Information ::= SEQUENCE (SIZE (1..maxNrOfDPCHs)) OF TDD-DL-Code-InformationItem

TDD-DL-Code-InformationItem ::= SEQUENCE {
    dPCH-ID                    DPCH-ID,
    tdd-ChannelisationCode      TDD-ChannelisationCode,
    iE-Extensions                ProtocolExtensionContainer { { TDD-DL-Code-InformationItem-ExtIEs} }
    ...
}

TDD-DL-Code-InformationItem-ExtIEs NBAP-PROTOCOL-EXTENSION ::= {
    ...
}

TDD-DL-Code-LCR-Information ::= SEQUENCE (SIZE (1..maxNrOfDPCHLCRs)) OF TDD-DL-Code-LCR-InformationItem

TDD-DL-Code-LCR-InformationItem ::= SEQUENCE {
    dPCH-ID                    DPCH-ID,
    tdd-ChannelisationCodeLCR    TDD-ChannelisationCodeLCR,
    tdd-DL-DPCH-TimeSlotFormat-LCR TDD-DL-DPCH-TimeSlotFormat-LCR,
    iE-Extensions                ProtocolExtensionContainer { { TDD-DL-Code-LCR-InformationItem-ExtIEs} }
    ...
}

TDD-DL-Code-LCR-InformationItem-ExtIEs NBAP-PROTOCOL-EXTENSION ::= {
    ...
}

TDD-DL-DPCH-TimeSlotFormat-LCR ::= CHOICE {
    qPSK                        QPSK-DL-DPCH-TimeSlotFormatTDD-LCR,
    eightPSK                    EightPSK-DL-DPCH-TimeSlotFormatTDD-LCR,
    ...
}

QPSK-DL-DPCH-TimeSlotFormatTDD-LCR ::= INTEGER(0..24,...)

EightPSK-DL-DPCH-TimeSlotFormatTDD-LCR ::= INTEGER(0..24,...)

TDD-DPCHOffset ::= CHOICE {
    initialOffset              INTEGER (0..255),
    noinitialOffset            INTEGER (0..63)
}

TDD-PhysicalChannelOffset ::= INTEGER (0..63)

```

```

TDD-TPC-DownlinkStepSize ::= ENUMERATED {
    step-size1,
    step-size2,
    step-size3,
    ...
}

TDD-TPC-UplinkStepSize-LCR ::= ENUMERATED {
    step-size1,
    step-size2,
    step-size3,
    ...
}

TransportFormatCombination-Beta ::= CHOICE {
    signalledGainFactors      SEQUENCE {
        gainFactor            CHOICE {
            fdd                SEQUENCE {
                betaC          BetaCD,
                betaD          BetaCD,
                iE-Extensions  ProtocolExtensionContainer { { GainFactorFDD-ExtIEs } } OPTIONAL,
                ...
            },
            tdd                BetaCD,
            ...
        },
        refTFCNumber          RefTFCNumber OPTIONAL,
        iE-Extensions        ProtocolExtensionContainer { { SignalledGainFactors-ExtIEs } } OPTIONAL,
        ...
    },
    computedGainFactors      RefTFCNumber,
    ...
}

GainFactorFDD-ExtIEs NBAP-PROTOCOL-EXTENSION ::= {
    ...
}

SignalledGainFactors-ExtIEs NBAP-PROTOCOL-EXTENSION ::= {
    ...
}

TDD-UL-Code-Information ::= SEQUENCE (SIZE (1..maxNrOfDPCHs)) OF TDD-UL-Code-InformationItem

TDD-UL-Code-InformationItem ::= SEQUENCE {
    dPCH-ID                  DPCH-ID,
    tdd-ChannelisationCode   TDD-ChannelisationCode,
    iE-Extensions           ProtocolExtensionContainer { { TDD-UL-Code-InformationItem-ExtIEs } } OPTIONAL,
    ...
}

TDD-UL-Code-InformationItem-ExtIEs NBAP-PROTOCOL-EXTENSION ::= {
    ...
}

```

```

TDD-UL-Code-LCR-Information ::= SEQUENCE (SIZE (1..maxNrOfDPCHLCRs)) OF TDD-UL-Code-LCR-InformationItem

TDD-UL-Code-LCR-InformationItem ::= SEQUENCE {
    dPCH-ID                DPCH-ID,
    tdd-ChannelisationCodeLCR    TDD-ChannelisationCodeLCR,
    tdd-UL-DPCH-TimeSlotFormat-LCR    TDD-UL-DPCH-TimeSlotFormat-LCR,
    iE-Extensions            ProtocolExtensionContainer { { TDD-UL-Code-LCR-InformationItem-ExtIEs} }    OPTIONAL,
    ...
}

TDD-UL-Code-LCR-InformationItem-ExtIEs NBAP-PROTOCOL-EXTENSION ::= {
    ...
}

TDD-UL-DPCH-TimeSlotFormat-LCR ::= CHOICE {
    qPSK                QPSK-UL-DPCH-TimeSlotFormatTDD-LCR,
    eightPSK            EightPSK-UL-DPCH-TimeSlotFormatTDD-LCR,
    ...
}

QPSK-UL-DPCH-TimeSlotFormatTDD-LCR ::= INTEGER(0..69,...)

EightPSK-UL-DPCH-TimeSlotFormatTDD-LCR ::= INTEGER(0..24,...)

TFCI-Coding ::= ENUMERATED {
    v4,
    v8,
    v16,
    v32,
    ...
}

TFCI-Presence ::= ENUMERATED {
    present,
    not-present
}

TFCI-SignallingMode ::= SEQUENCE {
    tFCI-SignallingOption    TFCI-SignallingMode-TFCI-SignallingOption,
    not-Used-splitType        NULL                OPTIONAL,
    not-Used-lengthOfTFCI2    NULL                OPTIONAL,
    iE-Extensions            ProtocolExtensionContainer { { TFCI-SignallingMode-ExtIEs} }    OPTIONAL,
    ...
}

TFCI-SignallingMode-ExtIEs NBAP-PROTOCOL-EXTENSION ::= {
    ...
}

TFCI-SignallingMode-TFCI-SignallingOption ::= ENUMERATED {
    normal,
    not-Used-split
}

```



```
TGD ::= INTEGER (0|15..269)
-- 0 = Undefined, only one transmission gap in the transmission gap pattern sequence

TGPRC ::= INTEGER (0..511)
-- 0 = infinity

TGPSID ::= INTEGER (1.. maxTGPS)

TGSN ::= INTEGER (0..14)

TimeSlot ::= INTEGER (0..14)

TimeSlotDirection ::= ENUMERATED {
    ul,
    dl,
    ...
}

TimeSlotLCR ::= INTEGER (0..6)

TimeSlotStatus ::= ENUMERATED {
    active,
    not-active,
    ...
}

TimingAdjustmentValue ::= CHOICE {
    initialPhase    INTEGER (0..1048575,...),
    steadyStatePhase    INTEGER (0..255,...)
}

TimingAdjustmentValueLCR ::= CHOICE {
    initialPhase    INTEGER (0..524287,...),
    steadyStatePhase    INTEGER (0..127,...)
}

TimingAdvanceApplied ::= ENUMERATED {
    yes,
    no
}

SynchronisationIndicator ::= ENUMERATED {
    timingMaintainedSynchronisation,
    ...
}

TnlQos ::= CHOICE {
    dsField          DsField,
    genericTrafficCategory    GenericTrafficCategory,
    ...
}
```

```
ToAWE ::= INTEGER (0..2559)
-- Unit ms
```

```
ToAWS ::= INTEGER (0..1279)
-- Unit ms
```

```
Transmission-Gap-Pattern-Sequence-Information ::= SEQUENCE (SIZE (1..maxTGPS)) OF
SEQUENCE {
    tGPSID          TGPSID,
    tGSN            TGSN,
    tGL1            GapLength,
    tGL2            GapLength  OPTIONAL,
    tGD             TGD,
    tGPL1           GapDuration,
    not-to-be-used-1  GapDuration OPTIONAL,
    -- This IE shall never be included in the SEQUENCE. If received it shall be ignored
    uL-DL-mode      UL-DL-mode,
    downlink-Compressed-Mode-Method  Downlink-Compressed-Mode-Method  OPTIONAL,
    -- This IE shall be present if the UL/DL mode IE is set to "DL only" or "UL/DL"
    uplink-Compressed-Mode-Method    Uplink-Compressed-Mode-Method    OPTIONAL,
    -- This IE shall be present if the UL/DL mode IE is set to "UL only" or "UL/DL"
    dL-FrameType    DL-FrameType,
    delta-SIR1      DeltaSIR,
    delta-SIR-after1  DeltaSIR,
    delta-SIR2      DeltaSIR  OPTIONAL,
    delta-SIR-after2  DeltaSIR  OPTIONAL,
    iE-Extensions   ProtocolExtensionContainer { {Transmission-Gap-Pattern-Sequence-Information-ExtIEs} } OPTIONAL,
    ...
}
```

```
Transmission-Gap-Pattern-Sequence-Information-ExtIEs NBAP-PROTOCOL-EXTENSION ::= {
    ...
}
```

```
TransmissionGapPatternSequenceCodeInformation ::= ENUMERATED{
    code-change,
    nocode-change
}
```

```
TransmittedCarrierPowerOfAllCodesNotUsedForHS-PDSCH-HS-SCCH-E-AGCH-E-RGCHOrE-HICHTransmissionCellPortionValue ::= SEQUENCE (SIZE
(1..maxNrOfCellPortionsPerCell)) OF TransmittedCarrierPowerOfAllCodesNotUsedForHS-PDSCH-HS-SCCH-E-AGCH-E-RGCHOrE-HICHTransmissionCellPortionValue-
Item
```

```

TransmittedCarrierPowerOfAllCodesNotUsedForHS-PDSCH-HS-SCCH-E-AGCH-E-RGCHOrE-HICHTransmissionCellPortionValue-Item ::= SEQUENCE{
    cellPortionID                CellPortionID,
    transmittedCarrierPowerOfAllCodesNotUsedForHSTransmissionValue  TransmittedCarrierPowerOfAllCodesNotUsedForHSTransmissionValue,
    iE-Extensions                ProtocolExtensionContainer { { TransmittedCarrierPowerOfAllCodesNotUsedForHS-PDSCH-HS-SCCH-E-AGCH-E-
RGCHOrE-HICHTransmissionCellPortionValue-Item-ExtIEs} }    OPTIONAL,
    ...
}

TransmittedCarrierPowerOfAllCodesNotUsedForHS-PDSCH-HS-SCCH-E-AGCH-E-RGCHOrE-HICHTransmissionCellPortionValue-Item-ExtIEs NBAP-PROTOCOL-EXTENSION
::= {
    ...
}

TransmittedCarrierPowerOfAllCodesNotUsedForHSTransmissionValue ::= INTEGER(0..100)
-- According to mapping in [22] and [23]

Transmitted-Carrier-Power-For-CellPortion-Value ::= SEQUENCE (SIZE (1..maxNrOfCellPortionsPerCell)) OF Transmitted-Carrier-Power-For-CellPortion-
Value-Item

Transmitted-Carrier-Power-For-CellPortion-Value-Item ::= SEQUENCE{
    cellPortionID                CellPortionID,
    transmitted-Carrier-Power-Value  Transmitted-Carrier-Power-Value,
    iE-Extensions                ProtocolExtensionContainer { { Transmitted-Carrier-Power-For-CellPortion-Value-Item-ExtIEs} }
    OPTIONAL,
    ...
}

Transmitted-Carrier-Power-For-CellPortion-Value-Item-ExtIEs NBAP-PROTOCOL-EXTENSION ::= {
    ...
}

Transmitted-Carrier-Power-Value ::= INTEGER(0..100)
-- According to mapping in [22]/[23]

Transmitted-Code-Power-Value ::= INTEGER (0..127)
-- According to mapping in [22]/[23]. Values 0 to 9 and 123 to 127 shall not be used.

Transmitted-Code-Power-Value-IncrDecrThres ::= INTEGER (0..112,...)

TransmissionDiversityApplied ::= BOOLEAN
-- true: applied, false: not applied

TransmitDiversityIndicator ::= ENUMERATED {
    active,
    inactive
}

TFCS ::= SEQUENCE {
    tFCSvalues                CHOICE {
        no-Split-in-TFCSI      TFCS-TFCSList,
        not-Used-split-in-TFCSI  NULL,
        -- This choice shall never be made by the CRNC and the Node B shall consider the procedure as failed if it is received.
        ...
    },
}

```

```

    iE-Extensions      ProtocolExtensionContainer { { TFCS-ExtIEs } }      OPTIONAL,
    ...
}

TFCS-ExtIEs NBAP-PROTOCOL-EXTENSION ::= {
    ...
}

TFCS-TFCSList ::= SEQUENCE (SIZE (1..maxNrOfTFCS)) OF
    SEQUENCE {
        cTFC                TFCS-CTFC,
        tFC-Beta            TransportFormatCombination-Beta      OPTIONAL,
        -- The IE shall be present if the TFCS concerns a UL DPCH or PRACH channel [FDD - or PCPCH channel].
        iE-Extensions      ProtocolExtensionContainer { { TFCS-TFCSList-ExtIEs } }      OPTIONAL,
        ...
    }

TFCS-TFCSList-ExtIEs NBAP-PROTOCOL-EXTENSION ::= {
    ...
}

TFCS-CTFC ::= CHOICE {
    ctfc2bit                INTEGER (0..3),
    ctfc4bit                INTEGER (0..15),
    ctfc6bit                INTEGER (0..63),
    ctfc8bit                INTEGER (0..255),
    ctfc12bit              INTEGER (0..4095),
    ctfc16bit              INTEGER (0..65535),
    ctfcmaxbit             INTEGER (0..maxCTFC)
}

TransportBearerRequestIndicator ::= ENUMERATED {
    bearerRequested,
    bearerNotRequested,
    ...
}

TransportFormatSet ::= SEQUENCE {
    dynamicParts            TransportFormatSet-DynamicPartList,
    semi-staticPart        TransportFormatSet-Semi-staticPart,
    iE-Extensions          ProtocolExtensionContainer { { TransportFormatSet-ExtIEs } }      OPTIONAL,
    ...
}

TransportFormatSet-ExtIEs NBAP-PROTOCOL-EXTENSION ::= {
    ...
}

TransportFormatSet-DynamicPartList ::= SEQUENCE (SIZE (1..maxNrOfTFs)) OF
    SEQUENCE {
        nrOfTransportBlocks TransportFormatSet-NrOfTransportBlocks,
        transportBlockSize TransportFormatSet-TransportBlockSize      OPTIONAL,
        -- This IE shall be present if the Number of Transport Blocks IE is set to a value greater than 0
    }

```

```

        mode                TransportFormatSet-ModeDP,
        iE-Extensions        ProtocolExtensionContainer { { TransportFormatSet-DynamicPartList-ExtIEs } } OPTIONAL,
        ...
    }

TransportFormatSet-DynamicPartList-ExtIEs NBAP-PROTOCOL-EXTENSION ::= {
    ...
}

TDD-TransportFormatSet-ModeDP ::= SEQUENCE {
    transmissionTimeIntervalInformation    TransmissionTimeIntervalInformation    OPTIONAL,
    -- This IE shall be present if the Transmission Time Interval IE in the Semi-static Transport Format Information IE is set to 'dynamic'
    iE-Extensions                        ProtocolExtensionContainer { {TDD-TransportFormatSet-ModeDP-ExtIEs} } OPTIONAL,
    ...
}

TDD-TransportFormatSet-ModeDP-ExtIEs NBAP-PROTOCOL-EXTENSION ::= {
    ...
}

TransmissionTimeIntervalInformation ::= SEQUENCE (SIZE (1..maxTTI-count)) OF
    SEQUENCE {
        transmissionTimeInterval    TransportFormatSet-TransmissionTimeIntervalDynamic,
        iE-Extensions                ProtocolExtensionContainer { { TransmissionTimeIntervalInformation-ExtIEs } } OPTIONAL,
        ...
    }

TransmissionTimeIntervalInformation-ExtIEs NBAP-PROTOCOL-EXTENSION ::= {
    ...
}

TransportFormatSet-Semi-staticPart ::= SEQUENCE {
    transmissionTimeInterval    TransportFormatSet-TransmissionTimeIntervalSemiStatic,
    channelCoding                TransportFormatSet-ChannelCodingType,
    codingRate                    TransportFormatSet-CodingRate    OPTIONAL,
    -- This IE shall be present if the Type of channel coding IE is set to 'convolutional' or 'turbo'
    rateMatchingAttribute        TransportFormatSet-RateMatchingAttribute,
    cRC-Size                      TransportFormatSet-CRC-Size,
    mode                          TransportFormatSet-ModeSSP ,
    iE-Extensions                ProtocolExtensionContainer { { TransportFormatSet-Semi-staticPart-ExtIEs } } OPTIONAL,
    ...
}

TransportFormatSet-Semi-staticPart-ExtIEs NBAP-PROTOCOL-EXTENSION ::= {
    ...
}

TransportFormatSet-ChannelCodingType ::= ENUMERATED {
    no-codingTDD,
    convolutional-coding,
    turbo-coding,
    ...
}

```

```
TransportFormatSet-CodingRate ::= ENUMERATED {
    half,
    third,
    ...
}

TransportFormatSet-CRC-Size ::= ENUMERATED {
    v0,
    v8,
    v12,
    v16,
    v24,
    ...
}

TransportFormatSet-ModeDP ::= CHOICE {
    tdd                TDD-TransportFormatSet-ModeDP,
    notApplicable      NULL,
    ...
}

TransportFormatSet-ModeSSP ::= CHOICE {
    tdd                TransportFormatSet-SecondInterleavingMode,
    notApplicable      NULL,
    ...
}

TransportFormatSet-NrOfTransportBlocks ::= INTEGER (0..512)

TransportFormatSet-RateMatchingAttribute ::= INTEGER (1..maxRateMatching)

TransportFormatSet-SecondInterleavingMode ::= ENUMERATED {
    frame-related,
    timeSlot-related,
    ...
}

TransportFormatSet-TransmissionTimeIntervalDynamic ::= ENUMERATED {
    msec-10,
    msec-20,
    msec-40,
    msec-80,
    ...
}

TransportFormatSet-TransmissionTimeIntervalSemiStatic ::= ENUMERATED {
    msec-10,
    msec-20,
    msec-40,
    msec-80,
    dynamic,
    ...,
    msec-5
}
```

```

TransportFormatSet-TransportBlockSize ::= INTEGER (0..5000)

TransportLayerAddress ::= BIT STRING (SIZE (1..160, ...))

TSTD-Indicator ::= ENUMERATED {
    active,
    inactive
}

TUTRANGPS ::= SEQUENCE {
    ms-part    INTEGER (0..16383),
    ls-part    INTEGER (0..4294967295)
}

TUTRANGPSChangeLimit ::= INTEGER (1..256)
-- Unit chip, Step 1/16 chip, Range 1/16..16 chip

TUTRANGPSDriftRate ::= INTEGER (-50..50)
-- Unit chip/s, Step 1/256 chip/s, Range -50/256..+50/256 chip/s

TUTRANGPSDriftRateQuality ::= INTEGER (0..50)
-- Unit chip/s, Step 1/256 chip/s, Range 0..50/256 chip/s

TUTRANGPSAccuracyClass ::= ENUMERATED {
    accuracy-class-A,
    accuracy-class-B,
    accuracy-class-C,
    ...
}

TUTRANGPSMeasurementThresholdInformation ::= SEQUENCE {
    tUTRANGPSChangeLimit          TUTRANGPSChangeLimit          OPTIONAL,
    predictedTUTRANGPSDeviationLimit PredictedTUTRANGPSDeviationLimit OPTIONAL,
    iE-Extensions                 ProtocolExtensionContainer { { TUTRANGPSMeasurementThresholdInformation-ExtIEs} } OPTIONAL,
    ...
}

TUTRANGPSMeasurementThresholdInformation-ExtIEs NBAP-PROTOCOL-EXTENSION ::= {
    ...
}

TUTRANGPSMeasurementValueInformation ::= SEQUENCE {
    tUTRANGPS                    TUTRANGPS,
    tUTRANGPSQuality              TUTRANGPSQuality              OPTIONAL,
    tUTRANGPSDriftRate            TUTRANGPSDriftRate,
    tUTRANGPSDriftRateQuality     TUTRANGPSDriftRateQuality    OPTIONAL,
    iE-Extensions                 ProtocolExtensionContainer { {TUTRANGPSMeasurementValueInformationItem-ExtIEs} } OPTIONAL,
    ...
}

TUTRANGPSMeasurementValueInformationItem-ExtIEs NBAP-PROTOCOL-EXTENSION ::= {
    ...
}

```

```

}

TUTRANGPSQuality ::= INTEGER (0..255)
-- Unit chip, Step 1/16 chip, Range 0.. 255/16 chip

TypeOfError ::= ENUMERATED {
    not-understood,
    missing,
    ...
}

-- =====
-- U
-- =====

UARFCN ::= INTEGER (0..16383, ...)
-- corresponds to 0MHz .. 3276.6MHz

UC-Id ::= SEQUENCE {
    rNC-ID          RNC-ID,
    c-ID            C-ID,
    iE-Extensions  ProtocolExtensionContainer { {UC-Id-ExtIEs} } OPTIONAL,
    ...
}
UC-Id-ExtIEs NBAP-PROTOCOL-EXTENSION ::= {
    ...
}

UDRE ::= ENUMERATED {
    udre-minusequal-one-m,
    udre-betweenoneandfour-m,
    udre-betweenfourandeight-m,
    udre-greaterequaleight-m
}

UE-Capability-Information ::= SEQUENCE {
    hSDSCH-Physical-Layer-Category  INTEGER (1..64,...),
    iE-Extensions                  ProtocolExtensionContainer { { UE-Capability-Information-ExtIEs } } OPTIONAL,
    ...
}

UE-Capability-Information-ExtIEs NBAP-PROTOCOL-EXTENSION ::= {
{ID id-LCRTDD-uplink-Physical-Channel-Capability          CRITICALITY ignore          EXTENSION LCRTDD-Uplink-Physical-Channel-Capability          PRESENCE
    optional},
    ...
}

UL-CapacityCredit ::= INTEGER (0..65535)

UL-DL-mode ::= ENUMERATED {
    ul-only,

```



```

    dl-only,
    both-ul-and-dl
}

UL-DPDCH-Indicator-For-E-DCH-Operation ::= ENUMERATED {
    ul-DPDCH-present,
    ul-DPDCH-not-present
}

Uplink-Compressed-Mode-Method ::= ENUMERATED {
    sFdiv2,
    higher-layer-scheduling,
    ...
}

UL-Timeslot-Information ::= SEQUENCE (SIZE (1..maxNrOfULTSs)) OF UL-Timeslot-InformationItem

UL-Timeslot-InformationItem ::= SEQUENCE {
    timeSlot                TimeSlot,
    midambleShiftAndBurstType MidambleShiftAndBurstType,
    tFCI-Presence           TFCI-Presence,
    uL-Code-InformationList TDD-UL-Code-Information,
    iE-Extensions           ProtocolExtensionContainer { { UL-Timeslot-InformationItem-ExtIEs } } OPTIONAL,
    ...
}

UL-Timeslot-InformationItem-ExtIEs NBAP-PROTOCOL-EXTENSION ::= {
    ...
}

UL-TimeslotLCR-Information ::= SEQUENCE (SIZE (1..maxNrOfULTSLCRs)) OF UL-TimeslotLCR-InformationItem

UL-TimeslotLCR-InformationItem ::= SEQUENCE {
    timeSlotLCR                TimeSlotLCR,
    midambleShiftLCR           MidambleShiftLCR,
    tFCI-Presence              TFCI-Presence,
    uL-Code-InformationList     TDD-UL-Code-LCR-Information,
    iE-Extensions              ProtocolExtensionContainer { { UL-TimeslotLCR-InformationItem-ExtIEs } } OPTIONAL,
    ...
}

UL-TimeslotLCR-InformationItem-ExtIEs NBAP-PROTOCOL-EXTENSION ::= {
    ...
}

UL-DPCCH-SlotFormat ::= INTEGER (0..5,...)

UL-SIR ::= INTEGER (-82..173)
-- According to mapping in [16]

UL-FP-Mode ::= ENUMERATED {
    normal,

```

```

    silent,
    ...
}

UL-PhysCH-SF-Variation ::= ENUMERATED {
    sf-variation-supported,
    sf-variation-not-supported
}

UL-ScramblingCode ::= SEQUENCE {
    uL-ScramblingCodeNumber      UL-ScramblingCodeNumber,
    uL-ScramblingCodeLength      UL-ScramblingCodeLength,
    iE-Extensions                ProtocolExtensionContainer { { UL-ScramblingCode-ExtIEs } }    OPTIONAL,
    ...
}

UL-ScramblingCode-ExtIEs NBAP-PROTOCOL-EXTENSION ::= {
    ...
}

UL-ScramblingCodeNumber ::= INTEGER (0..16777215)

UL-ScramblingCodeLength ::= ENUMERATED {
    short,
    long
}

UL-Synchronisation-Parameters-LCR ::= SEQUENCE {
    uL-Synchronisation-StepSize      UL-Synchronisation-StepSize,
    uL-Synchronisation-Frequency      UL-Synchronisation-Frequency,
    iE-Extensions                    ProtocolExtensionContainer { { UL-Synchronisation-Parameters-LCR-ExtIEs } }    OPTIONAL,
    ...
}

UL-Synchronisation-Parameters-LCR-ExtIEs NBAP-PROTOCOL-EXTENSION ::= {
    ...
}

UL-Synchronisation-StepSize ::= INTEGER (1..8)

UL-Synchronisation-Frequency ::= INTEGER (1..8)

UL-TimeSlot-ISCP-Info ::= SEQUENCE (SIZE (1..maxNrOfULTSs)) OF UL-TimeSlot-ISCP-InfoItem

UL-TimeSlot-ISCP-InfoItem ::= SEQUENCE {
    timeSlot                        TimeSlot,
    iSCP                            UL-TimeSlotISCP-Value,
    iE-Extensions                  ProtocolExtensionContainer { { UL-TimeSlot-ISCP-InfoItem-ExtIEs } }    OPTIONAL,
    ...
}

UL-TimeSlot-ISCP-InfoItem-ExtIEs NBAP-PROTOCOL-EXTENSION ::= {
    ...
}

```

```

UL-TimeSlot-ISCP-LCR-Info ::= SEQUENCE (SIZE (1..maxNrOfULTSLCRs)) OF UL-TimeSlot-ISCP-LCR-InfoItem

UL-TimeSlot-ISCP-LCR-InfoItem ::= SEQUENCE {
    timeSlotLCR          TimeSlotLCR,
    iSCP                 UL-TimeslotISCP-Value,
    iE-Extensions       ProtocolExtensionContainer { { UL-TimeSlot-ISCP-LCR-InfoItem-ExtIEs} } OPTIONAL,
    ...
}

UL-TimeSlot-ISCP-LCR-InfoItem-ExtIEs NBAP-PROTOCOL-EXTENSION ::= {
    ...
}

UpPTSInterferenceValue ::= INTEGER (0..127,...)

Unidirectional-DCH-Indicator ::= ENUMERATED {
    downlink-DCH-only,
    uplink-DCH-only
}

USCH-Information ::= SEQUENCE (SIZE (1..maxNrOfUSCHs)) OF USCH-InformationItem

USCH-InformationItem ::= SEQUENCE {
    uSCH-ID              USCH-ID,
    cCTrCH-ID           CCTrCH-ID,          -- UL CCTrCH in which the USCH is mapped
    transportFormatSet  TransportFormatSet, -- For USCH
    allocationRetentionPriority AllocationRetentionPriority,
    iE-Extensions       ProtocolExtensionContainer { { USCH-InformationItem-ExtIEs} } OPTIONAL,
    ...
}

USCH-InformationItem-ExtIEs NBAP-PROTOCOL-EXTENSION ::= {
    { ID id-bindingID          CRITICALITY ignore      EXTENSION BindingID          PRESENCE optional }|
    -- Shall be ignored if bearer establishment with ALCAP.
    { ID id-transportlayeraddress CRITICALITY ignore  EXTENSION TransportLayerAddress PRESENCE optional }|
    -- Shall be ignored if bearer establishment with ALCAP.
    { ID id-TnlQos             CRITICALITY ignore      EXTENSION TnlQos PRESENCE optional },
    ...
}

USCH-InformationResponse ::= SEQUENCE (SIZE (1..maxNrOfUSCHs)) OF USCH-InformationResponseItem

USCH-InformationResponseItem ::= SEQUENCE {
    uSCH-ID              USCH-ID,
    bindingID            BindingID          OPTIONAL,
    transportLayerAddress TransportLayerAddress OPTIONAL,
    iE-Extensions       ProtocolExtensionContainer { { USCH-InformationResponseItem-ExtIEs} } OPTIONAL,
    ...
}

USCH-InformationResponseItem-ExtIEs NBAP-PROTOCOL-EXTENSION ::= {
    ...
}

```

```

UL-TimeslotISCP-Value ::= INTEGER (0..127)
-- According to mapping in [23]

UL-TimeslotISCP-Value-IncrDecrThres ::= INTEGER (0..126)

USCH-ID ::= INTEGER (0..255)

-- =====
-- V
-- =====

-- =====
-- W
-- =====

-- =====
-- X
-- =====

-- =====
-- Y
-- =====

-- =====
-- Z
-- =====

END

```

## 9.3.5 Common Definitions

```

-- *****
--
-- Common definitions
--
-- *****

NBAP-CommonDataTypes {
itu-t (0) identified-organization (4) etsi (0) mobileDomain (0)
umts-Access (20) modules (3) nbap (2) version1 (1) nbap-CommonDataTypes (3) }

DEFINITIONS AUTOMATIC TAGS ::=

BEGIN

-- *****
--
-- Extension constants
--
-- *****

maxPrivateIEs                INTEGER ::= 65535

```

```

maxProtocolExtensions      INTEGER ::= 65535
maxProtocolIEs            INTEGER ::= 65535

-- *****
--
-- Common Data Types
--
-- *****

Criticality      ::= ENUMERATED { reject, ignore, notify }

MessageDiscriminator ::= ENUMERATED { common, dedicated }

Presence        ::= ENUMERATED { optional, conditional, mandatory }

PrivateIE-ID    ::= CHOICE {
    local          INTEGER (0..maxPrivateIEs),
    global         OBJECT IDENTIFIER
}

ProcedureCode   ::= INTEGER (0..255)

ProcedureID     ::= SEQUENCE {
    procedureCode  ProcedureCode,
    ddMode        ENUMERATED { tdd, fdd, common, ... }
}

ProtocolIE-ID   ::= INTEGER (0..maxProtocolIEs)

TransactionID   ::= CHOICE {
    shortTransactionId  INTEGER (0..127),
    longTransactionId   INTEGER (0..32767)
}

TriggeringMessage ::= ENUMERATED { initiating-message, successful-outcome, unsuccessful-outcome, outcome }

END

```

### 9.3.6 Constant Definitions

```

-- *****
--
-- Constant definitions
--
-- *****

NBAP-Constants {
    itu-t (0) identified-organization (4) etsi (0) mobileDomain (0)
    umts-Access (20) modules (3) nbap (2) version1 (1) nbap-Constants (4)}

DEFINITIONS AUTOMATIC TAGS ::=

BEGIN

```

```

IMPORTS
    ProcedureCode,
    ProtocolIE-ID
FROM NBAP-CommonDataTypes;

-- *****
--
-- Elementary Procedures
--
-- *****

id-audit                               ProcedureCode ::= 0
id-auditRequired                       ProcedureCode ::= 1
id-blockResource                       ProcedureCode ::= 2
id-cellDeletion                        ProcedureCode ::= 3
id-cellReconfiguration                 ProcedureCode ::= 4
id-cellSetup                           ProcedureCode ::= 5
id-cellSynchronisationInitiation       ProcedureCode ::= 45
id-cellSynchronisationReconfiguration  ProcedureCode ::= 46
id-cellSynchronisationReporting        ProcedureCode ::= 47
id-cellSynchronisationTermination      ProcedureCode ::= 48
id-cellSynchronisationFailure          ProcedureCode ::= 49
id-commonMeasurementFailure            ProcedureCode ::= 6
id-commonMeasurementInitiation         ProcedureCode ::= 7
id-commonMeasurementReport             ProcedureCode ::= 8
id-commonMeasurementTermination        ProcedureCode ::= 9
id-commonTransportChannelDelete        ProcedureCode ::= 10
id-commonTransportChannelReconfigure   ProcedureCode ::= 11
id-commonTransportChannelSetup         ProcedureCode ::= 12
id-compressedModeCommand                ProcedureCode ::= 14
id-dedicatedMeasurementFailure         ProcedureCode ::= 16
id-dedicatedMeasurementInitiation      ProcedureCode ::= 17
id-dedicatedMeasurementReport          ProcedureCode ::= 18
id-dedicatedMeasurementTermination     ProcedureCode ::= 19
id-downlinkPowerControl                ProcedureCode ::= 20
id-downlinkPowerTimeslotControl        ProcedureCode ::= 38
id-errorIndicationForCommon            ProcedureCode ::= 35
id-errorIndicationForDedicated         ProcedureCode ::= 21
id-informationExchangeFailure          ProcedureCode ::= 40
id-informationExchangeInitiation       ProcedureCode ::= 41
id-informationExchangeTermination      ProcedureCode ::= 42
id-informationReporting                 ProcedureCode ::= 43
id-BearerRearrangement                 ProcedureCode ::= 50
id-mBMSNotificationUpdate              ProcedureCode ::= 53
id-physicalSharedChannelReconfiguration ProcedureCode ::= 37
id-privateMessageForCommon             ProcedureCode ::= 36
id-privateMessageForDedicated          ProcedureCode ::= 22
id-radioLinkAddition                   ProcedureCode ::= 23
id-radioLinkDeletion                   ProcedureCode ::= 24
id-radioLinkFailure                    ProcedureCode ::= 25
id-radioLinkPreemption                 ProcedureCode ::= 39
id-radioLinkRestoration                 ProcedureCode ::= 26
id-radioLinkSetup                       ProcedureCode ::= 27

```

```

id-reset ProcedureCode ::= 13
id-resourceStatusIndication ProcedureCode ::= 28
id-cellSynchronisationAdjustment ProcedureCode ::= 44
id-synchronisedRadioLinkReconfigurationCancellation ProcedureCode ::= 29
id-synchronisedRadioLinkReconfigurationCommit ProcedureCode ::= 30
id-synchronisedRadioLinkReconfigurationPreparation ProcedureCode ::= 31
id-systemInformationUpdate ProcedureCode ::= 32
id-unblockResource ProcedureCode ::= 33
id-unSynchronisedRadioLinkReconfiguration ProcedureCode ::= 34
id-radioLinkActivation ProcedureCode ::= 51
id-radioLinkParameterUpdate ProcedureCode ::= 52

```

```

-- *****
--
-- Lists
--
-- *****

```

```

maxNrOfCodes INTEGER ::= 10
maxNrOfDLTSs INTEGER ::= 15
maxNrOfDLTSLCRs INTEGER ::= 6
maxNrOfErrors INTEGER ::= 256
maxNrOfTFs INTEGER ::= 32
maxNrOfTFCs INTEGER ::= 1024
maxNrOfRLs INTEGER ::= 16
maxNrOfRLs-1 INTEGER ::= 15 -- maxNrOfRLs - 1
maxNrOfRLs-2 INTEGER ::= 14 -- maxNrOfRLs - 2
maxNrOfRLSets INTEGER ::= maxNrOfRLs
maxNrOfDPCHs INTEGER ::= 240
maxNrOfDPCHsPerRL-1 INTEGER ::= 239 -- maxNrOfCCTrCH*maxNrOfULTSs-1
maxNrOfDPCHLCRs INTEGER ::= 240
maxNrOfDPCHsLCRPerRL-1 INTEGER ::= 95 -- maxNrOfCCTrCH*maxNrOfULTSLCRs-1
maxNrOfSCCPCHs INTEGER ::= 8
maxNrOfSCCPCHsInExt INTEGER ::= 232
maxNrOfDCHs INTEGER ::= 128
maxNrOfDSCHs INTEGER ::= 32
maxNrOfFACHs INTEGER ::= 8
maxNrOfCCTrCHs INTEGER ::= 16
maxNrOfPDSCHs INTEGER ::= 256
maxNrOfHSPDSCHs INTEGER ::= 16
maxNrOfPUSCHs INTEGER ::= 256
maxNrOfPUSCHs-1 INTEGER ::= 255
maxNrOfPDSCHSets INTEGER ::= 256
maxNrOfPRACHLCRs INTEGER ::= 8
maxNrOfPUSCHSets INTEGER ::= 256
maxNrOfSCCPCHLCRs INTEGER ::= 8
maxNrOfSCCPCHsLCRinExt INTEGER ::= 88
maxNrOfULTSs INTEGER ::= 15
maxNrOfULTSLCRs INTEGER ::= 6
maxNrOfUSCHs INTEGER ::= 32
maxNrOfSlotFormatsPRACH INTEGER ::= 8
maxCellInNodeB INTEGER ::= 256
maxCCPinNodeB INTEGER ::= 256
maxCTFC INTEGER ::= 16777215

```

```

maxLocalCellinNodeB      INTEGER ::= maxCellinNodeB
maxNoofLen                INTEGER ::= 7
maxFPACHCell             INTEGER ::= 8
maxRACHCell              INTEGER ::= maxPRACHCell
maxPRACHCell             INTEGER ::= 16
maxSCCPCHCell           INTEGER ::= 32
maxSCCPCHCellinExt       INTEGER ::= 208 -- maxNrOfSCCPCHs + maxNrOfSCCPCHsinExt - maxSCCPCHCell
maxSCCPCHCellinExtLCR    INTEGER ::= 64 -- maxNrOfSCCPCHLCRs + maxNrOfSCCPCHsLCRinExt - maxSCCPCHCell
maxSPICHCell             INTEGER ::= 32
maxTTI-count            INTEGER ::= 4
maxIBSEG                 INTEGER ::= 16
maxIB                    INTEGER ::= 64
maxFACHCell              INTEGER ::= 256 -- maxNrOfFACHs * maxSCCPCHCell
maxRateMatching          INTEGER ::= 256
maxHS-PDSCHCodeNrComp-1  INTEGER ::= 15
maxHS-SCCHCodeNrComp-1  INTEGER ::= 127
maxNrOfCellSyncBursts    INTEGER ::= 10
maxNrOfReceptsPerSyncFrame  INTEGER ::= 16
maxNrOfMeasNCell         INTEGER ::= 96
maxNrOfMeasNCell-1      INTEGER ::= 95 -- maxNrOfMeasNCell - 1
maxNrOfSF                INTEGER ::= 8
maxTGPS                  INTEGER ::= 6
maxCommunicationContext  INTEGER ::= 1048575
maxNrOfLevels            INTEGER ::= 256
maxNoSat                 INTEGER ::= 16
maxNoGPSItems            INTEGER ::= 8
maxNrOfHSSCCHs           INTEGER ::= 32
maxNrOfHSSICHs           INTEGER ::= 4
maxNrOfHSSICHs-1        INTEGER ::= 3
maxNrOfSyncFramesLCR     INTEGER ::= 512
maxNrOfReceptionsperSyncFrameLCR  INTEGER ::= 8
maxNrOfSyncDLCodesLCR   INTEGER ::= 32
maxNrOfHSSCCHCodes       INTEGER ::= 4
maxNrOfMACdFlows         INTEGER ::= 8
maxNrOfMACdFlows-1       INTEGER ::= 7 -- maxNrOfMACdFlows - 1
maxNrOfMACdPDUIndexes    INTEGER ::= 8
maxNrOfMACdPDUIndexes-1  INTEGER ::= 7 -- maxNoOfMACdPDUIndexes - 1
maxNrOfMACdPDUSize       INTEGER ::= 32
maxNrOfNIs               INTEGER ::= 256
maxNrOfPriorityQueues     INTEGER ::= 8
maxNrOfPriorityQueues-1   INTEGER ::= 7 -- maxNoOfPriorityQueues - 1
maxNrOfHARQProcesses     INTEGER ::= 8
maxNrOfContextsOnUeList  INTEGER ::= 16
maxNrOfCellPortionsPerCell  INTEGER ::= 64
maxNrOfCellPortionsPerCell-1  INTEGER ::= 63
maxNrOfPriorityClasses    INTEGER ::= 16
maxNrOfSatAlmanac-maxNoSat  INTEGER ::= 16 -- maxNrofSatAlmanac - maxNoSat
maxNrOfE-AGCHs           INTEGER ::= 32
maxNrOfEDCHMACdFlows     INTEGER ::= 8
maxNrOfEDCHMACdFlows-1   INTEGER ::= 7
maxNrOfE-RGCHs-E-HICHs   INTEGER ::= 32
maxNrOfEDCH-HARQ-PO-QUANTSTEPS  INTEGER ::= 6
maxNrOfEDCHHARQProcesses2msEDCH  INTEGER ::= 8
maxNrOfEDPCCH-PO-QUANTSTEPS  INTEGER ::= 8

```



```

maxNrOfBits-MACe-PDU-non-scheduled  INTEGER ::= 19982
maxNrOfRefEFTFCIs                    INTEGER ::= 8
maxNrOfRefEFTFCI-PO-QUANTSTEPS       INTEGER ::= 29
maxNrOfSigSeqRGHI-1                  INTEGER ::= 39
maxNoOfLogicalChannels                INTEGER ::= 16
maxNrOfCombEDPDCH                     INTEGER ::= 12

-- *****
--
-- IEs
--
-- *****

id-AICH-Information                    ProtocolIE-ID ::= 0
id-AICH-InformationItem-ResourceStatusInd  ProtocolIE-ID ::= 1
id-BCH-Information                     ProtocolIE-ID ::= 7
id-BCH-InformationItem-ResourceStatusInd  ProtocolIE-ID ::= 8
id-BCCH-ModificationTime               ProtocolIE-ID ::= 9
id-BlockingPriorityIndicator            ProtocolIE-ID ::= 10
id-Cause                                ProtocolIE-ID ::= 13
id-CCP-InformationItem-AuditRsp         ProtocolIE-ID ::= 14
id-CCP-InformationList-AuditRsp        ProtocolIE-ID ::= 15
id-CCP-InformationItem-ResourceStatusInd ProtocolIE-ID ::= 16
id-Cell-InformationItem-AuditRsp       ProtocolIE-ID ::= 17
id-Cell-InformationItem-ResourceStatusInd ProtocolIE-ID ::= 18
id-Cell-InformationList-AuditRsp       ProtocolIE-ID ::= 19
id-CellParameterID                     ProtocolIE-ID ::= 23
id-CFN                                  ProtocolIE-ID ::= 24
id-C-ID                                 ProtocolIE-ID ::= 25
id-CommonMeasurementAccuracy            ProtocolIE-ID ::= 39
id-CommonMeasurementObjectType-CM-Rprt  ProtocolIE-ID ::= 31
id-CommonMeasurementObjectType-CM-Rqst  ProtocolIE-ID ::= 32
id-CommonMeasurementObjectType-CM-Rsp   ProtocolIE-ID ::= 33
id-CommonMeasurementType                ProtocolIE-ID ::= 34
id-CommonPhysicalChannelID              ProtocolIE-ID ::= 35
id-CommonPhysicalChannelType-CTCH-SetupRqstFDD ProtocolIE-ID ::= 36
id-CommonPhysicalChannelType-CTCH-SetupRqstTDD ProtocolIE-ID ::= 37
id-CommunicationControlPortID           ProtocolIE-ID ::= 40
id-ConfigurationGenerationID            ProtocolIE-ID ::= 43
id-CRNC-CommunicationContextID          ProtocolIE-ID ::= 44
id-CriticalityDiagnostics               ProtocolIE-ID ::= 45
id-DCHs-to-Add-FDD                     ProtocolIE-ID ::= 48
id-DCH-AddList-RL-ReconfPrepTDD        ProtocolIE-ID ::= 49
id-DCHs-to-Add-TDD                      ProtocolIE-ID ::= 50
id-DCH-DeleteList-RL-ReconfPrepFDD     ProtocolIE-ID ::= 52
id-DCH-DeleteList-RL-ReconfPrepTDD     ProtocolIE-ID ::= 53
id-DCH-DeleteList-RL-ReconfRqstFDD     ProtocolIE-ID ::= 54
id-DCH-DeleteList-RL-ReconfRqstTDD     ProtocolIE-ID ::= 55
id-DCH-FDD-Information                  ProtocolIE-ID ::= 56
id-DCH-TDD-Information                  ProtocolIE-ID ::= 57
id-DCH-InformationResponse              ProtocolIE-ID ::= 59
id-FDD-DCHs-to-Modify                   ProtocolIE-ID ::= 62
id-TDD-DCHs-to-Modify                   ProtocolIE-ID ::= 63
id-DCH-ModifyList-RL-ReconfRqstTDD     ProtocolIE-ID ::= 65

```

id-DCH-RearrangeList-Bearer-RearrangeInd	ProtocolIE-ID ::= 135
id-DedicatedMeasurementObjectType-DM-Rprt	ProtocolIE-ID ::= 67
id-DedicatedMeasurementObjectType-DM-Rqst	ProtocolIE-ID ::= 68
id-DedicatedMeasurementObjectType-DM-Rsp	ProtocolIE-ID ::= 69
id-DedicatedMeasurementType	ProtocolIE-ID ::= 70
id-DL-CCTrCH-InformationItem-RL-SetupRqstTDD	ProtocolIE-ID ::= 72
id-DL-CCTrCH-InformationList-RL-AdditionRqstTDD	ProtocolIE-ID ::= 73
id-DL-CCTrCH-InformationList-RL-SetupRqstTDD	ProtocolIE-ID ::= 76
id-DL-DPCH-InformationItem-RL-AdditionRqstTDD	ProtocolIE-ID ::= 77
id-DL-DPCH-InformationList-RL-SetupRqstTDD	ProtocolIE-ID ::= 79
id-DL-DPCH-Information-RL-ReconfPrepFDD	ProtocolIE-ID ::= 81
id-DL-DPCH-Information-RL-ReconfRqstFDD	ProtocolIE-ID ::= 82
id-DL-DPCH-Information-RL-SetupRqstFDD	ProtocolIE-ID ::= 83
id-DL-DPCH-TimingAdjustment	ProtocolIE-ID ::= 21
id-DL-ReferencePowerInformationItem-DL-PC-Rqst	ProtocolIE-ID ::= 84
id-DLReferencePower	ProtocolIE-ID ::= 85
id-DLReferencePowerList-DL-PC-Rqst	ProtocolIE-ID ::= 86
id-Unused-ProtocolIE-ID-87	ProtocolIE-ID ::= 87
id-Unused-ProtocolIE-ID-89	ProtocolIE-ID ::= 89
id-Unused-ProtocolIE-ID-91	ProtocolIE-ID ::= 91
id-Unused-ProtocolIE-ID-93	ProtocolIE-ID ::= 93
id-DSCHs-to-Add-TDD	ProtocolIE-ID ::= 96
id-DSCH-Information-DeleteList-RL-ReconfPrepTDD	ProtocolIE-ID ::= 98
id-DSCH-Information-ModifyList-RL-ReconfPrepTDD	ProtocolIE-ID ::= 100
id-DSCH-InformationResponse	ProtocolIE-ID ::= 105
id-Unused-ProtocolIE-ID-106	ProtocolIE-ID ::= 106
id-DSCH-TDD-Information	ProtocolIE-ID ::= 107
id-Unused-ProtocolIE-ID-108	ProtocolIE-ID ::= 108
id-Unused-ProtocolIE-ID-112	ProtocolIE-ID ::= 112
id-DSCH-RearrangeList-Bearer-RearrangeInd	ProtocolIE-ID ::= 136
id-End-Of-Audit-Sequence-Indicator	ProtocolIE-ID ::= 113
id-FACH-Information	ProtocolIE-ID ::= 116
id-FACH-InformationItem-ResourceStatusInd	ProtocolIE-ID ::= 117
id-FACH-ParametersList-CTCH-ReconfRqstTDD	ProtocolIE-ID ::= 120
id-FACH-ParametersListIE-CTCH-SetupRqstFDD	ProtocolIE-ID ::= 121
id-FACH-ParametersListIE-CTCH-SetupRqstTDD	ProtocolIE-ID ::= 122
id-IndicationType-ResourceStatusInd	ProtocolIE-ID ::= 123
id-Local-Cell-ID	ProtocolIE-ID ::= 124
id-Local-Cell-Group-InformationItem-AuditRsp	ProtocolIE-ID ::= 2
id-Local-Cell-Group-InformationItem-ResourceStatusInd	ProtocolIE-ID ::= 3
id-Local-Cell-Group-InformationItem2-ResourceStatusInd	ProtocolIE-ID ::= 4
id-Local-Cell-Group-InformationList-AuditRsp	ProtocolIE-ID ::= 5
id-Local-Cell-InformationItem-AuditRsp	ProtocolIE-ID ::= 125
id-Local-Cell-InformationItem-ResourceStatusInd	ProtocolIE-ID ::= 126
id-Local-Cell-InformationItem2-ResourceStatusInd	ProtocolIE-ID ::= 127
id-Local-Cell-InformationList-AuditRsp	ProtocolIE-ID ::= 128
id-AdjustmentPeriod	ProtocolIE-ID ::= 129
id-MaxAdjustmentStep	ProtocolIE-ID ::= 130
id-MaximumTransmissionPower	ProtocolIE-ID ::= 131
id-MeasurementFilterCoefficient	ProtocolIE-ID ::= 132
id-MeasurementID	ProtocolIE-ID ::= 133
id-MessageStructure	ProtocolIE-ID ::= 115
id-MIB-SB-SIB-InformationList-SystemInfoUpdateRqst	ProtocolIE-ID ::= 134
id-NodeB-CommunicationContextID	ProtocolIE-ID ::= 143

id-NeighbouringCellMeasurementInformation	ProtocolIE-ID ::= 455
id-P-CCPCH-Information	ProtocolIE-ID ::= 144
id-P-CCPCH-InformationItem-ResourceStatusInd	ProtocolIE-ID ::= 145
id-P-CPICH-Information	ProtocolIE-ID ::= 146
id-P-CPICH-InformationItem-ResourceStatusInd	ProtocolIE-ID ::= 147
id-P-SCH-Information	ProtocolIE-ID ::= 148
id-PCCPCH-Information-Cell-ReconfRqstTDD	ProtocolIE-ID ::= 150
id-PCCPCH-Information-Cell-SetupRqstTDD	ProtocolIE-ID ::= 151
id-PCH-Parameters-CTCH-ReconfRqstTDD	ProtocolIE-ID ::= 155
id-PCH-ParametersItem-CTCH-SetupRqstFDD	ProtocolIE-ID ::= 156
id-PCH-ParametersItem-CTCH-SetupRqstTDD	ProtocolIE-ID ::= 157
id-PCH-Information	ProtocolIE-ID ::= 158
id-PDSCH-Information-AddListIE-PSCH-ReconfRqst	ProtocolIE-ID ::= 161
id-PDSCH-Information-ModifyListIE-PSCH-ReconfRqst	ProtocolIE-ID ::= 162
id-PDSCHSets-AddList-PSCH-ReconfRqst	ProtocolIE-ID ::= 163
id-PDSCHSets-DeleteList-PSCH-ReconfRqst	ProtocolIE-ID ::= 164
id-PDSCHSets-ModifyList-PSCH-ReconfRqst	ProtocolIE-ID ::= 165
id-PICH-Information	ProtocolIE-ID ::= 166
id-PICH-Parameters-CTCH-ReconfRqstTDD	ProtocolIE-ID ::= 168
id-PowerAdjustmentType	ProtocolIE-ID ::= 169
id-PRACH-Information	ProtocolIE-ID ::= 170
id-PrimaryCCPCH-Information-Cell-ReconfRqstFDD	ProtocolIE-ID ::= 175
id-PrimaryCCPCH-Information-Cell-SetupRqstFDD	ProtocolIE-ID ::= 176
id-PrimaryCPICH-Information-Cell-ReconfRqstFDD	ProtocolIE-ID ::= 177
id-PrimaryCPICH-Information-Cell-SetupRqstFDD	ProtocolIE-ID ::= 178
id-PrimarySCH-Information-Cell-ReconfRqstFDD	ProtocolIE-ID ::= 179
id-PrimarySCH-Information-Cell-SetupRqstFDD	ProtocolIE-ID ::= 180
id-PrimaryScramblingCode	ProtocolIE-ID ::= 181
id-SCH-Information-Cell-ReconfRqstTDD	ProtocolIE-ID ::= 183
id-SCH-Information-Cell-SetupRqstTDD	ProtocolIE-ID ::= 184
id-PUSCH-Information-AddListIE-PSCH-ReconfRqst	ProtocolIE-ID ::= 185
id-PUSCH-Information-ModifyListIE-PSCH-ReconfRqst	ProtocolIE-ID ::= 186
id-PUSCHSets-AddList-PSCH-ReconfRqst	ProtocolIE-ID ::= 187
id-PUSCHSets-DeleteList-PSCH-ReconfRqst	ProtocolIE-ID ::= 188
id-PUSCHSets-ModifyList-PSCH-ReconfRqst	ProtocolIE-ID ::= 189
id-RACH-Information	ProtocolIE-ID ::= 190
id-RACH-ParametersItem-CTCH-SetupRqstFDD	ProtocolIE-ID ::= 196
id-RACH-ParameterItem-CTCH-SetupRqstTDD	ProtocolIE-ID ::= 197
id-ReportCharacteristics	ProtocolIE-ID ::= 198
id-Reporting-Object-RL-FailureInd	ProtocolIE-ID ::= 199
id-Reporting-Object-RL-RestoreInd	ProtocolIE-ID ::= 200
id-RL-InformationItem-DM-Rprt	ProtocolIE-ID ::= 202
id-RL-InformationItem-DM-Rqst	ProtocolIE-ID ::= 203
id-RL-InformationItem-DM-Rsp	ProtocolIE-ID ::= 204
id-RL-InformationItem-RL-AdditionRqstFDD	ProtocolIE-ID ::= 205
id-RL-informationItem-RL-DeletionRqst	ProtocolIE-ID ::= 206
id-RL-InformationItem-RL-FailureInd	ProtocolIE-ID ::= 207
id-RL-InformationItem-RL-PreemptRequiredInd	ProtocolIE-ID ::= 286
id-RL-InformationItem-RL-ReconfPrepFDD	ProtocolIE-ID ::= 208
id-RL-InformationItem-RL-ReconfRqstFDD	ProtocolIE-ID ::= 209
id-RL-InformationItem-RL-RestoreInd	ProtocolIE-ID ::= 210
id-RL-InformationItem-RL-SetupRqstFDD	ProtocolIE-ID ::= 211
id-RL-InformationList-RL-AdditionRqstFDD	ProtocolIE-ID ::= 212
id-RL-informationList-RL-DeletionRqst	ProtocolIE-ID ::= 213

id-RL-InformationList-RL-PreemptRequiredInd	ProtocolIE-ID ::= 237
id-RL-InformationList-RL-ReconfPrepFDD	ProtocolIE-ID ::= 214
id-RL-InformationList-RL-ReconfRqstFDD	ProtocolIE-ID ::= 215
id-RL-InformationList-RL-SetupRqstFDD	ProtocolIE-ID ::= 216
id-RL-InformationResponseItem-RL-AdditionRspFDD	ProtocolIE-ID ::= 217
id-RL-InformationResponseItem-RL-ReconfReady	ProtocolIE-ID ::= 218
id-RL-InformationResponseItem-RL-ReconfRsp	ProtocolIE-ID ::= 219
id-RL-InformationResponseItem-RL-SetupRspFDD	ProtocolIE-ID ::= 220
id-RL-InformationResponseList-RL-AdditionRspFDD	ProtocolIE-ID ::= 221
id-RL-InformationResponseList-RL-ReconfReady	ProtocolIE-ID ::= 222
id-RL-InformationResponseList-RL-ReconfRsp	ProtocolIE-ID ::= 223
id-RL-InformationResponseList-RL-SetupRspFDD	ProtocolIE-ID ::= 224
id-RL-InformationResponse-RL-AdditionRspTDD	ProtocolIE-ID ::= 225
id-RL-InformationResponse-RL-SetupRspTDD	ProtocolIE-ID ::= 226
id-RL-Information-RL-AdditionRqstTDD	ProtocolIE-ID ::= 227
id-RL-Information-RL-ReconfRqstTDD	ProtocolIE-ID ::= 228
id-RL-Information-RL-ReconfPrepTDD	ProtocolIE-ID ::= 229
id-RL-Information-RL-SetupRqstTDD	ProtocolIE-ID ::= 230
id-RL-ReconfigurationFailureItem-RL-ReconfFailure	ProtocolIE-ID ::= 236
id-RL-Set-InformationItem-DM-Rprt	ProtocolIE-ID ::= 238
id-RL-Set-InformationItem-DM-Rsp	ProtocolIE-ID ::= 240
id-RL-Set-InformationItem-RL-FailureInd	ProtocolIE-ID ::= 241
id-RL-Set-InformationItem-RL-RestoreInd	ProtocolIE-ID ::= 242
id-S-CCPCH-Information	ProtocolIE-ID ::= 247
id-S-CPICH-Information	ProtocolIE-ID ::= 249
id-SCH-Information	ProtocolIE-ID ::= 251
id-S-SCH-Information	ProtocolIE-ID ::= 253
id-Secondary-CCPCHListIE-CTCH-ReconfRqstTDD	ProtocolIE-ID ::= 257
id-Secondary-CCPCH-parameterListIE-CTCH-SetupRqstTDD	ProtocolIE-ID ::= 258
id-Secondary-CCPCH-Parameters-CTCH-ReconfRqstTDD	ProtocolIE-ID ::= 259
id-SecondaryCPICH-InformationItem-Cell-ReconfRqstFDD	ProtocolIE-ID ::= 260
id-SecondaryCPICH-InformationItem-Cell-SetupRqstFDD	ProtocolIE-ID ::= 261
id-SecondaryCPICH-InformationList-Cell-ReconfRqstFDD	ProtocolIE-ID ::= 262
id-SecondaryCPICH-InformationList-Cell-SetupRqstFDD	ProtocolIE-ID ::= 263
id-SecondarySCH-Information-Cell-ReconfRqstFDD	ProtocolIE-ID ::= 264
id-SecondarySCH-Information-Cell-SetupRqstFDD	ProtocolIE-ID ::= 265
id-SegmentInformationListIE-SystemInfoUpdate	ProtocolIE-ID ::= 266
id-SFN	ProtocolIE-ID ::= 268
id-SignallingBearerRequestIndicator	ProtocolIE-ID ::= 138
id-ShutdownTimer	ProtocolIE-ID ::= 269
id-Start-Of-Audit-Sequence-Indicator	ProtocolIE-ID ::= 114
id-Successful-RL-InformationRespItem-RL-AdditionFailureFDD	ProtocolIE-ID ::= 270
id-Successful-RL-InformationRespItem-RL-SetupFailureFDD	ProtocolIE-ID ::= 271
id-SyncCase	ProtocolIE-ID ::= 274
id-SyncCaseIndicatorItem-Cell-SetupRqstTDD-PSCH	ProtocolIE-ID ::= 275
id-T-Cell	ProtocolIE-ID ::= 276
id-TargetCommunicationControlPortID	ProtocolIE-ID ::= 139
id-TimeSlotConfigurationList-Cell-ReconfRqstTDD	ProtocolIE-ID ::= 277
id-TimeSlotConfigurationList-Cell-SetupRqstTDD	ProtocolIE-ID ::= 278
id-TransmissionDiversityApplied	ProtocolIE-ID ::= 279
id-TypeOfError	ProtocolIE-ID ::= 508
id-UARFCNforNt	ProtocolIE-ID ::= 280
id-UARFCNforNd	ProtocolIE-ID ::= 281
id-UARFCNforNu	ProtocolIE-ID ::= 282

id-UL-CCTrCH-InformationItem-RL-SetupRqstTDD	ProtocolIE-ID ::= 284
id-UL-CCTrCH-InformationList-RL-AdditionRqstTDD	ProtocolIE-ID ::= 285
id-UL-CCTrCH-InformationList-RL-SetupRqstTDD	ProtocolIE-ID ::= 288
id-UL-DPCH-InformationItem-RL-AdditionRqstTDD	ProtocolIE-ID ::= 289
id-UL-DPCH-InformationList-RL-SetupRqstTDD	ProtocolIE-ID ::= 291
id-UL-DPCH-Information-RL-ReconfPrepFDD	ProtocolIE-ID ::= 293
id-UL-DPCH-Information-RL-ReconfRqstFDD	ProtocolIE-ID ::= 294
id-UL-DPCH-Information-RL-SetupRqstFDD	ProtocolIE-ID ::= 295
id-Unsuccessful-RL-InformationRespItem-RL-AdditionFailureFDD	ProtocolIE-ID ::= 296
id-Unsuccessful-RL-InformationRespItem-RL-SetupFailureFDD	ProtocolIE-ID ::= 297
id-Unsuccessful-RL-InformationResp-RL-AdditionFailureTDD	ProtocolIE-ID ::= 300
id-Unsuccessful-RL-InformationResp-RL-SetupFailureTDD	ProtocolIE-ID ::= 301
id-USCH-Information-Add	ProtocolIE-ID ::= 302
id-USCH-Information-DeleteList-RL-ReconfPrepTDD	ProtocolIE-ID ::= 304
id-USCH-Information-ModifyList-RL-ReconfPrepTDD	ProtocolIE-ID ::= 306
id-USCH-InformationResponse	ProtocolIE-ID ::= 309
id-USCH-Information	ProtocolIE-ID ::= 310
id-USCH-RearrangeList-Bearer-RearrangeInd	ProtocolIE-ID ::= 141
id-Active-Pattern-Sequence-Information	ProtocolIE-ID ::= 315
id-AICH-ParametersListIE-CTCH-ReconfRqstFDD	ProtocolIE-ID ::= 316
id-AdjustmentRatio	ProtocolIE-ID ::= 317
id-Not-Used-320	ProtocolIE-ID ::= 320
id-Not-Used-322	ProtocolIE-ID ::= 322
id-FACH-ParametersListIE-CTCH-ReconfRqstFDD	ProtocolIE-ID ::= 323
id-CauseLevel-PSCH-ReconfFailure	ProtocolIE-ID ::= 324
id-CauseLevel-RL-AdditionFailureFDD	ProtocolIE-ID ::= 325
id-CauseLevel-RL-AdditionFailureTDD	ProtocolIE-ID ::= 326
id-CauseLevel-RL-ReconfFailure	ProtocolIE-ID ::= 327
id-CauseLevel-RL-SetupFailureFDD	ProtocolIE-ID ::= 328
id-CauseLevel-RL-SetupFailureTDD	ProtocolIE-ID ::= 329
id-Not-Used-330	ProtocolIE-ID ::= 330
id-Not-Used-332	ProtocolIE-ID ::= 332
id-Closed-Loop-Timing-Adjustment-Mode	ProtocolIE-ID ::= 333
id-CommonPhysicalChannelType-CTCH-ReconfRqstFDD	ProtocolIE-ID ::= 334
id-Compressed-Mode-Deactivation-Flag	ProtocolIE-ID ::= 335
id-Not-Used-336	ProtocolIE-ID ::= 336
id-Not-Used-342	ProtocolIE-ID ::= 342
id-Not-Used-343	ProtocolIE-ID ::= 343
id-DL-CCTrCH-InformationAddList-RL-ReconfPrepTDD	ProtocolIE-ID ::= 346
id-DL-CCTrCH-InformationDeleteItem-RL-ReconfRqstTDD	ProtocolIE-ID ::= 347
id-DL-CCTrCH-InformationDeleteList-RL-ReconfPrepTDD	ProtocolIE-ID ::= 348
id-DL-CCTrCH-InformationDeleteList-RL-ReconfRqstTDD	ProtocolIE-ID ::= 349
id-DL-CCTrCH-InformationModifyItem-RL-ReconfRqstTDD	ProtocolIE-ID ::= 350
id-DL-CCTrCH-InformationModifyList-RL-ReconfPrepTDD	ProtocolIE-ID ::= 351
id-DL-CCTrCH-InformationModifyList-RL-ReconfRqstTDD	ProtocolIE-ID ::= 352
id-DL-DPCH-InformationAddListIE-RL-ReconfPrepTDD	ProtocolIE-ID ::= 353
id-DL-DPCH-InformationModify-AddListIE-RL-ReconfPrepTDD	ProtocolIE-ID ::= 355
id-DL-DPCH-InformationModify-DeleteListIE-RL-ReconfPrepTDD	ProtocolIE-ID ::= 356
id-DL-DPCH-InformationModify-ModifyListIE-RL-ReconfPrepTDD	ProtocolIE-ID ::= 357
id-DL-TPC-Pattern01Count	ProtocolIE-ID ::= 358
id-DPC-Mode	ProtocolIE-ID ::= 450
id-DPCHConstant	ProtocolIE-ID ::= 359
id-Unused-ProtocolIE-ID-94	ProtocolIE-ID ::= 94
id-Unused-ProtocolIE-ID-110	ProtocolIE-ID ::= 110

id-Unused-ProtocolIE-ID-111	ProtocolIE-ID ::= 111
id-FACH-ParametersList-CTCH-SetupRsp	ProtocolIE-ID ::= 362
id-Limited-power-increase-information-Cell-SetupRqstFDD	ProtocolIE-ID ::= 369
id-PCH-Parameters-CTCH-SetupRsp	ProtocolIE-ID ::= 374
id-PCH-ParametersItem-CTCH-ReconfRqstFDD	ProtocolIE-ID ::= 375
id-Not-Used-376	ProtocolIE-ID ::= 376
id-PICH-ParametersItem-CTCH-ReconfRqstFDD	ProtocolIE-ID ::= 380
id-PRACHConstant	ProtocolIE-ID ::= 381
id-PRACH-ParametersListIE-CTCH-ReconfRqstFDD	ProtocolIE-ID ::= 383
id-PUSCHConstant	ProtocolIE-ID ::= 384
id-RACH-Parameters-CTCH-SetupRsp	ProtocolIE-ID ::= 385
id-Unused-ProtocolIE-ID-443	ProtocolIE-ID ::= 443
id-Synchronisation-Configuration-Cell-ReconfRqst	ProtocolIE-ID ::= 393
id-Synchronisation-Configuration-Cell-SetupRqst	ProtocolIE-ID ::= 394
id-Transmission-Gap-Pattern-Sequence-Information	ProtocolIE-ID ::= 395
id-UL-CCTrCH-InformationAddList-RL-ReconfPrepTDD	ProtocolIE-ID ::= 396
id-UL-CCTrCH-InformationDeleteItem-RL-ReconfRqstTDD	ProtocolIE-ID ::= 397
id-UL-CCTrCH-InformationDeleteList-RL-ReconfPrepTDD	ProtocolIE-ID ::= 398
id-UL-CCTrCH-InformationDeleteList-RL-ReconfRqstTDD	ProtocolIE-ID ::= 399
id-UL-CCTrCH-InformationModifyItem-RL-ReconfRqstTDD	ProtocolIE-ID ::= 400
id-UL-CCTrCH-InformationModifyList-RL-ReconfPrepTDD	ProtocolIE-ID ::= 401
id-UL-CCTrCH-InformationModifyList-RL-ReconfRqstTDD	ProtocolIE-ID ::= 402
id-UL-DPCH-InformationAddListIE-RL-ReconfPrepTDD	ProtocolIE-ID ::= 403
id-UL-DPCH-InformationModify-AddListIE-RL-ReconfPrepTDD	ProtocolIE-ID ::= 405
id-UL-DPCH-InformationModify-DeleteListIE-RL-ReconfPrepTDD	ProtocolIE-ID ::= 406
id-UL-DPCH-InformationModify-ModifyListIE-RL-ReconfPrepTDD	ProtocolIE-ID ::= 407
id-Unsuccessful-PDSCHSetItem-PSCH-ReconfFailureTDD	ProtocolIE-ID ::= 408
id-Unsuccessful-PUSCHSetItem-PSCH-ReconfFailureTDD	ProtocolIE-ID ::= 409
id-CommunicationContextInfoItem-Reset	ProtocolIE-ID ::= 412
id-CommunicationControlPortInfoItem-Reset	ProtocolIE-ID ::= 414
id-ResetIndicator	ProtocolIE-ID ::= 416
id-Unused-ProtocolIE-ID-417	ProtocolIE-ID ::= 417
id-Unused-ProtocolIE-ID-418	ProtocolIE-ID ::= 418
id-Unused-ProtocolIE-ID-419	ProtocolIE-ID ::= 419
id-Unused-ProtocolIE-ID-142	ProtocolIE-ID ::= 142
id-TimingAdvanceApplied	ProtocolIE-ID ::= 287
id-CFNReportingIndicator	ProtocolIE-ID ::= 6
id-SFNReportingIndicator	ProtocolIE-ID ::= 11
id-InnerLoopDLPCStatus	ProtocolIE-ID ::= 12
id-TimeslotISCPInfo	ProtocolIE-ID ::= 283
id-PICH-ParametersItem-CTCH-SetupRqstTDD	ProtocolIE-ID ::= 167
id-PRACH-ParametersItem-CTCH-SetupRqstTDD	ProtocolIE-ID ::= 20
id-CCTrCH-InformationItem-RL-FailureInd	ProtocolIE-ID ::= 46
id-CCTrCH-InformationItem-RL-RestoreInd	ProtocolIE-ID ::= 47
id-CauseLevel-SyncAdjustmntFailureTDD	ProtocolIE-ID ::= 420
id-CellAdjustmentInfo-SyncAdjustmntRqstTDD	ProtocolIE-ID ::= 421
id-CellAdjustmentInfoItem-SyncAdjustmntRqstTDD	ProtocolIE-ID ::= 494
id-CellSyncBurstInfoList-CellSyncReconfRqstTDD	ProtocolIE-ID ::= 482
id-CellSyncBurstTransInit-CellSyncInitiationRqstTDD	ProtocolIE-ID ::= 422
id-CellSyncBurstMeasureInit-CellSyncInitiationRqstTDD	ProtocolIE-ID ::= 423
id-CellSyncBurstTransReconfiguration-CellSyncReconfRqstTDD	ProtocolIE-ID ::= 424
id-CellSyncBurstMeasReconfiguration-CellSyncReconfRqstTDD	ProtocolIE-ID ::= 425
id-CellSyncBurstTransInfoList-CellSyncReconfRqstTDD	ProtocolIE-ID ::= 426
id-CellSyncBurstMeasInfoList-CellSyncReconfRqstTDD	ProtocolIE-ID ::= 427

id-CellSyncBurstTransReconfInfo-CellSyncReconfRqstTDD	ProtocolIE-ID ::= 428
id-CellSyncInfo-CellSyncReprtTDD	ProtocolIE-ID ::= 429
id-CSBTransmissionID	ProtocolIE-ID ::= 430
id-CSBMeasurementID	ProtocolIE-ID ::= 431
id-IntStdPhCellSyncInfoItem-CellSyncReprtTDD	ProtocolIE-ID ::= 432
id-NCyclesPerSFNperiod	ProtocolIE-ID ::= 433
id-NRepetitionsPerCyclePeriod	ProtocolIE-ID ::= 434
id-SyncFrameNumber	ProtocolIE-ID ::= 437
id-SynchronisationReportType	ProtocolIE-ID ::= 438
id-SynchronisationReportCharacteristics	ProtocolIE-ID ::= 439
id-Unsuccessful-cell-InformationRespItem-SyncAdjustmntFailureTDD	ProtocolIE-ID ::= 440
id-LateEntranceCellSyncInfoItem-CellSyncReprtTDD	ProtocolIE-ID ::= 119
id-ReferenceClockAvailability	ProtocolIE-ID ::= 435
id-ReferenceSFNoffset	ProtocolIE-ID ::= 436
id-InformationExchangeID	ProtocolIE-ID ::= 444
id-InformationExchangeObjectType-InfEx-Rqst	ProtocolIE-ID ::= 445
id-InformationType	ProtocolIE-ID ::= 446
id-InformationReportCharacteristics	ProtocolIE-ID ::= 447
id-InformationExchangeObjectType-InfEx-Rsp	ProtocolIE-ID ::= 448
id-InformationExchangeObjectType-InfEx-Rprt	ProtocolIE-ID ::= 449
id-IPDLParameter-Information-Cell-ReconfRqstFDD	ProtocolIE-ID ::= 451
id-IPDLParameter-Information-Cell-SetupRqstFDD	ProtocolIE-ID ::= 452
id-IPDLParameter-Information-Cell-ReconfRqstTDD	ProtocolIE-ID ::= 453
id-IPDLParameter-Information-Cell-SetupRqstTDD	ProtocolIE-ID ::= 454
id-DL-DPCH-LCR-Information-RL-SetupRqstTDD	ProtocolIE-ID ::= 74
id-DwPCH-LCR-Information	ProtocolIE-ID ::= 78
id-DwPCH-LCR-InformationList-AuditRsp	ProtocolIE-ID ::= 90
id-DwPCH-LCR-Information-Cell-SetupRqstTDD	ProtocolIE-ID ::= 97
id-DwPCH-LCR-Information-Cell-ReconfRqstTDD	ProtocolIE-ID ::= 99
id-DwPCH-LCR-Information-ResourceStatusInd	ProtocolIE-ID ::= 101
id-maxFACH-Power-LCR-CTCH-SetupRqstTDD	ProtocolIE-ID ::= 154
id-maxFACH-Power-LCR-CTCH-ReconfRqstTDD	ProtocolIE-ID ::= 174
id-FPACH-LCR-Information	ProtocolIE-ID ::= 290
id-FPACH-LCR-Information-AuditRsp	ProtocolIE-ID ::= 292
id-FPACH-LCR-InformationList-AuditRsp	ProtocolIE-ID ::= 22
id-FPACH-LCR-InformationList-ResourceStatusInd	ProtocolIE-ID ::= 311
id-FPACH-LCR-Parameters-CTCH-SetupRqstTDD	ProtocolIE-ID ::= 312
id-FPACH-LCR-Parameters-CTCH-ReconfRqstTDD	ProtocolIE-ID ::= 314
id-PCCPCH-LCR-Information-Cell-SetupRqstTDD	ProtocolIE-ID ::= 456
id-PCH-Power-LCR-CTCH-SetupRqstTDD	ProtocolIE-ID ::= 457
id-PCH-Power-LCR-CTCH-ReconfRqstTDD	ProtocolIE-ID ::= 458
id-PICH-LCR-Parameters-CTCH-SetupRqstTDD	ProtocolIE-ID ::= 459
id-PRACH-LCR-ParametersList-CTCH-SetupRqstTDD	ProtocolIE-ID ::= 461
id-RL-InformationResponse-LCR-RL-SetupRspTDD	ProtocolIE-ID ::= 463
id-Secondary-CCPCH-LCR-parameterList-CTCH-SetupRqstTDD	ProtocolIE-ID ::= 465
id-TimeSlot	ProtocolIE-ID ::= 495
id-TimeSlotConfigurationList-LCR-Cell-ReconfRqstTDD	ProtocolIE-ID ::= 466
id-TimeSlotConfigurationList-LCR-Cell-SetupRqstTDD	ProtocolIE-ID ::= 467
id-TimeSlotISCP-LCR-InfoList-RL-SetupRqstTDD	ProtocolIE-ID ::= 468
id-TimeSlotLCR-CM-Rqst	ProtocolIE-ID ::= 469
id-UL-DPCH-LCR-Information-RL-SetupRqstTDD	ProtocolIE-ID ::= 470
id-DL-DPCH-InformationItem-LCR-RL-AdditionRqstTDD	ProtocolIE-ID ::= 472
id-UL-DPCH-InformationItem-LCR-RL-AdditionRqstTDD	ProtocolIE-ID ::= 473
id-TimeslotISCP-InformationList-LCR-RL-AdditionRqstTDD	ProtocolIE-ID ::= 474

id-DL-DPCH-LCR-InformationAddList-RL-ReconfPrepTDD	ProtocolIE-ID ::= 475
id-DL-DPCH-LCR-InformationModify-AddList-RL-ReconfPrepTDD	ProtocolIE-ID ::= 477
id-DL-Timeslot-LCR-InformationModify-ModifyList-RL-ReconfPrepTDD	ProtocolIE-ID ::= 479
id-TimeslotISCPInfoList-LCR-DL-PC-RqstTDD	ProtocolIE-ID ::= 480
id-UL-DPCH-LCR-InformationAddListIE-RL-ReconfPrepTDD	ProtocolIE-ID ::= 481
id-UL-DPCH-LCR-InformationModify-AddList	ProtocolIE-ID ::= 483
id-UL-TimeslotLCR-Information-RL-ReconfPrepTDD	ProtocolIE-ID ::= 485
id-UL-SIRTarget	ProtocolIE-ID ::= 510
id-PDSCH-AddInformation-LCR-PSCH-ReconfRqst	ProtocolIE-ID ::= 486
id-PDSCH-AddInformation-LCR-AddListIE-PSCH-ReconfRqst	ProtocolIE-ID ::= 487
id-Unused-ProtocolIE-ID-26	ProtocolIE-ID ::= 26
id-Unused-ProtocolIE-ID-27	ProtocolIE-ID ::= 27
id-PDSCH-ModifyInformation-LCR-PSCH-ReconfRqst	ProtocolIE-ID ::= 488
id-PDSCH-ModifyInformation-LCR-ModifyListIE-PSCH-ReconfRqst	ProtocolIE-ID ::= 489
id-PUSCH-AddInformation-LCR-PSCH-ReconfRqst	ProtocolIE-ID ::= 490
id-PUSCH-AddInformation-LCR-AddListIE-PSCH-ReconfRqst	ProtocolIE-ID ::= 491
id-PUSCH-ModifyInformation-LCR-PSCH-ReconfRqst	ProtocolIE-ID ::= 492
id-PUSCH-ModifyInformation-LCR-ModifyListIE-PSCH-ReconfRqst	ProtocolIE-ID ::= 493
id-timeslotInfo-CellSyncInitiationRqstTDD	ProtocolIE-ID ::= 496
id-SyncReportType-CellSyncReprtTDD	ProtocolIE-ID ::= 497
id-Power-Local-Cell-Group-InformationItem-AuditRsp	ProtocolIE-ID ::= 498
id-Power-Local-Cell-Group-InformationItem-ResourceStatusInd	ProtocolIE-ID ::= 499
id-Power-Local-Cell-Group-InformationItem2-ResourceStatusInd	ProtocolIE-ID ::= 500
id-Power-Local-Cell-Group-InformationList-AuditRsp	ProtocolIE-ID ::= 501
id-Power-Local-Cell-Group-InformationList-ResourceStatusInd	ProtocolIE-ID ::= 502
id-Power-Local-Cell-Group-InformationList2-ResourceStatusInd	ProtocolIE-ID ::= 503
id-Power-Local-Cell-Group-ID	ProtocolIE-ID ::= 504
id-PUSCH-Info-DM-Rqst	ProtocolIE-ID ::= 505
id-PUSCH-Info-DM-Rsp	ProtocolIE-ID ::= 506
id-PUSCH-Info-DM-Rprt	ProtocolIE-ID ::= 507
id-InitDL-Power	ProtocolIE-ID ::= 509
id-cellSyncBurstRepetitionPeriod	ProtocolIE-ID ::= 511
id-ReportCharacteristicsType-OnModification	ProtocolIE-ID ::= 512
id-SFNFSNMeasurementValueInformation	ProtocolIE-ID ::= 513
id-SFNFSNMeasurementThresholdInformation	ProtocolIE-ID ::= 514
id-TUTRANGPSMeasurementValueInformation	ProtocolIE-ID ::= 515
id-TUTRANGPSMeasurementThresholdInformation	ProtocolIE-ID ::= 516
id-Rx-Timing-Deviation-Value-LCR	ProtocolIE-ID ::= 520
id-RL-InformationResponse-LCR-RL-AdditionRspTDD	ProtocolIE-ID ::= 51
id-DL-PowerBalancing-Information	ProtocolIE-ID ::= 28
id-DL-PowerBalancing-ActivationIndicator	ProtocolIE-ID ::= 29
id-DL-PowerBalancing-UpdatedIndicator	ProtocolIE-ID ::= 30
id-CCTrCH-Initial-DL-Power-RL-SetupRqstTDD	ProtocolIE-ID ::= 517
id-CCTrCH-Initial-DL-Power-RL-AdditionRqstTDD	ProtocolIE-ID ::= 518
id-CCTrCH-Initial-DL-Power-RL-ReconfPrepTDD	ProtocolIE-ID ::= 519
id-IPDLParameter-Information-LCR-Cell-SetupRqstTDD	ProtocolIE-ID ::= 41
id-IPDLParameter-Information-LCR-Cell-ReconfRqstTDD	ProtocolIE-ID ::= 42
id-HS-PDSCH-HS-SCCH-E-AGCH-E-RGCH-E-HICH-MaxPower-PSCH-ReconfRqst	ProtocolIE-ID ::= 522
id-HS-PDSCH-HS-SCCH-ScramblingCode-PSCH-ReconfRqst	ProtocolIE-ID ::= 523
id-HS-PDSCH-FDD-Code-Information-PSCH-ReconfRqst	ProtocolIE-ID ::= 524
id-HS-SCCH-FDD-Code-Information-PSCH-ReconfRqst	ProtocolIE-ID ::= 525
id-HS-PDSCH-TDD-Information-PSCH-ReconfRqst	ProtocolIE-ID ::= 526
id-Add-To-HS-SCCH-Resource-Pool-PSCH-ReconfRqst	ProtocolIE-ID ::= 527
id-Modify-HS-SCCH-Resource-Pool-PSCH-ReconfRqst	ProtocolIE-ID ::= 528



id-Delete-From-HS-SCCH-Resource-Pool-PSCH-ReconfRqst	ProtocolIE-ID ::= 529
id-bindingID	ProtocolIE-ID ::= 102
id-RL-Specific-DCH-Info	ProtocolIE-ID ::= 103
id-transportlayeraddress	ProtocolIE-ID ::= 104
id-DelayedActivation	ProtocolIE-ID ::= 231
id-DelayedActivationList-RL-ActivationCmdFDD	ProtocolIE-ID ::= 232
id-DelayedActivationInformation-RL-ActivationCmdFDD	ProtocolIE-ID ::= 233
id-DelayedActivationList-RL-ActivationCmdTDD	ProtocolIE-ID ::= 234
id-DelayedActivationInformation-RL-ActivationCmdTDD	ProtocolIE-ID ::= 235
id-neighbouringTDDCellMeasurementInformationLCR	ProtocolIE-ID ::= 58
id-SYNCDLCodeId-TransInitLCR-CellSyncInitiationRqstTDD	ProtocolIE-ID ::= 543
id-SYNCDLCodeId-MeasureInitLCR-CellSyncInitiationRqstTDD	ProtocolIE-ID ::= 544
id-SYNCDLCodeIdTransReconfInfoLCR-CellSyncReconfRqstTDD	ProtocolIE-ID ::= 545
id-SYNCDLCodeIdMeasReconfigurationLCR-CellSyncReconfRqstTDD	ProtocolIE-ID ::= 546
id-SYNCDLCodeIdMeasInfoList-CellSyncReconfRqstTDD	ProtocolIE-ID ::= 547
id-SyncDLCodeIdsMeasInfoList-CellSyncReprtTDD	ProtocolIE-ID ::= 548
id-SyncDLCodeIdThreInfoLCR	ProtocolIE-ID ::= 549
id-NSubCyclesPerCyclePeriod-CellSyncReconfRqstTDD	ProtocolIE-ID ::= 550
id-DwPCH-Power	ProtocolIE-ID ::= 551
id-AccumulatedClockupdate-CellSyncReprtTDD	ProtocolIE-ID ::= 552
id-Angle-Of-Arrival-Value-LCR	ProtocolIE-ID ::= 521
id-HSDSCH-FDD-Information	ProtocolIE-ID ::= 530
id-HSDSCH-FDD-Information-Response	ProtocolIE-ID ::= 531
id-HSDSCH-Information-to-Modify	ProtocolIE-ID ::= 534
id-HSDSCH-RNTI	ProtocolIE-ID ::= 535
id-HSDSCH-TDD-Information	ProtocolIE-ID ::= 536
id-HSDSCH-TDD-Information-Response	ProtocolIE-ID ::= 537
id-HSPDSCH-RL-ID	ProtocolIE-ID ::= 541
id-PrimCCPCH-RSCP-DL-PC-RqstTDD	ProtocolIE-ID ::= 542
id-Unused-ProtocolIE-ID-64	ProtocolIE-ID ::= 64
id-PDSCH-RL-ID	ProtocolIE-ID ::= 66
id-HSDSCH-RearrangeList-Bearer-RearrangeInd	ProtocolIE-ID ::= 553
id-UL-Synchronisation-Parameters-LCR	ProtocolIE-ID ::= 554
id-HSDSCH-FDD-Update-Information	ProtocolIE-ID ::= 555
id-HSDSCH-TDD-Update-Information	ProtocolIE-ID ::= 556
id-DL-DPCH-TimeSlotFormat-LCR-ModifyItem-RL-ReconfPrepTDD	ProtocolIE-ID ::= 558
id-UL-DPCH-TimeSlotFormat-LCR-ModifyItem-RL-ReconfPrepTDD	ProtocolIE-ID ::= 559
id-TDD-TPC-UplinkStepSize-LCR-RL-SetupRqstTDD	ProtocolIE-ID ::= 560
id-TDD-TPC-UplinkStepSize-LCR-RL-AdditionRqstTDD	ProtocolIE-ID ::= 561
id-TDD-TPC-DownlinkStepSize-RL-AdditionRqstTDD	ProtocolIE-ID ::= 562
id-TDD-TPC-UplinkStepSize-InformationAdd-LCR-RL-ReconfPrepTDD	ProtocolIE-ID ::= 563
id-TDD-TPC-UplinkStepSize-InformationModify-LCR-RL-ReconfPrepTDD	ProtocolIE-ID ::= 564
id-TDD-TPC-DownlinkStepSize-InformationModify-RL-ReconfPrepTDD	ProtocolIE-ID ::= 565
id-TDD-TPC-DownlinkStepSize-InformationAdd-RL-ReconfPrepTDD	ProtocolIE-ID ::= 566
id-CCTrCH-Maximum-DL-Power-RL-SetupRqstTDD	ProtocolIE-ID ::= 567
id-CCTrCH-Minimum-DL-Power-RL-SetupRqstTDD	ProtocolIE-ID ::= 568
id-CCTrCH-Maximum-DL-Power-RL-AdditionRqstTDD	ProtocolIE-ID ::= 569
id-CCTrCH-Minimum-DL-Power-RL-AdditionRqstTDD	ProtocolIE-ID ::= 570
id-CCTrCH-Maximum-DL-Power-InformationAdd-RL-ReconfPrepTDD	ProtocolIE-ID ::= 571
id-CCTrCH-Minimum-DL-Power-InformationAdd-RL-ReconfPrepTDD	ProtocolIE-ID ::= 572
id-CCTrCH-Maximum-DL-Power-InformationModify-RL-ReconfPrepTDD	ProtocolIE-ID ::= 573
id-CCTrCH-Minimum-DL-Power-InformationModify-RL-ReconfPrepTDD	ProtocolIE-ID ::= 574
id-Maximum-DL-Power-Modify-LCR-InformationModify-RL-ReconfPrepTDD	ProtocolIE-ID ::= 575
id-Minimum-DL-Power-Modify-LCR-InformationModify-RL-ReconfPrepTDD	ProtocolIE-ID ::= 576

id-DL-DPCH-LCR-InformationModify-ModifyList-RL-ReconfRqstTDD	ProtocolIE-ID ::= 577
id-CCTrCH-Maximum-DL-Power-InformationModify-RL-ReconfRqstTDD	ProtocolIE-ID ::= 578
id-CCTrCH-Minimum-DL-Power-InformationModify-RL-ReconfRqstTDD	ProtocolIE-ID ::= 579
id-Initial-DL-Power-TimeslotLCR-InformationItem	ProtocolIE-ID ::= 580
id-Maximum-DL-Power-TimeslotLCR-InformationItem	ProtocolIE-ID ::= 581
id-Minimum-DL-Power-TimeslotLCR-InformationItem	ProtocolIE-ID ::= 582
id-HS-DSCHProvidedBitRateValueInformation	ProtocolIE-ID ::= 583
id-HS-DSCHRequiredPowerValueInformation	ProtocolIE-ID ::= 585
id-HS-DSCHRequiredPowerValue	ProtocolIE-ID ::= 586
id-TransmittedCarrierPowerOfAllCodesNotUsedForHSTransmission	ProtocolIE-ID ::= 587
id-HS-SICH-Reception-Quality	ProtocolIE-ID ::= 588
id-HS-SICH-Reception-Quality-Measurement-Value	ProtocolIE-ID ::= 589
id-HSSICH-Info-DM-Rprt	ProtocolIE-ID ::= 590
id-HSSICH-Info-DM-Rqst	ProtocolIE-ID ::= 591
id-HSSICH-Info-DM-Rsp	ProtocolIE-ID ::= 592
id-Best-Cell-Portions-Value	ProtocolIE-ID ::= 593
id-Primary-CPICH-Usage-for-Channel-Estimation	ProtocolIE-ID ::= 594
id-Secondary-CPICH-Information-Change	ProtocolIE-ID ::= 595
id-NumberOfReportedCellPortions	ProtocolIE-ID ::= 596
id-CellPortion-InformationItem-Cell-SetupRqstFDD	ProtocolIE-ID ::= 597
id-CellPortion-InformationList-Cell-SetupRqstFDD	ProtocolIE-ID ::= 598
id-TimeslotISCP-LCR-InfoList-RL-ReconfPrepTDD	ProtocolIE-ID ::= 599
id-Secondary-CPICH-Information	ProtocolIE-ID ::= 600
id-Received-total-wide-band-power-For-CellPortion	ProtocolIE-ID ::= 601
id-Unidirectional-DCH-Indicator	ProtocolIE-ID ::= 602
id-TimingAdjustmentValueLCR	ProtocolIE-ID ::= 603
id-multipleRL-dl-DPCH-InformationList	ProtocolIE-ID ::= 604
id-multipleRL-dl-DPCH-InformationModifyList	ProtocolIE-ID ::= 605
id-multipleRL-ul-DPCH-InformationList	ProtocolIE-ID ::= 606
id-multipleRL-ul-DPCH-InformationModifyList	ProtocolIE-ID ::= 607
id-RL-ID	ProtocolIE-ID ::= 608
id-SAT-Info-Almanac-ExtItem	ProtocolIE-ID ::= 609
id-HSDPA-Capability	ProtocolIE-ID ::= 610
id-HSDSCH-Resources-Information-AuditRsp	ProtocolIE-ID ::= 611
id-HSDSCH-Resources-Information-ResourceStatusInd	ProtocolIE-ID ::= 612
id-HSDSCH-MACdFlows-to-Add	ProtocolIE-ID ::= 613
id-HSDSCH-MACdFlows-to-Delete	ProtocolIE-ID ::= 614
id-HSDSCH-Information-to-Modify-Unsynchronised	ProtocolIE-ID ::= 615
id-TnlQos	ProtocolIE-ID ::= 616
id-Received-total-wide-band-power-For-CellPortion-Value	ProtocolIE-ID ::= 617
id-Transmitted-Carrier-Power-For-CellPortion	ProtocolIE-ID ::= 618
id-Transmitted-Carrier-Power-For-CellPortion-Value	ProtocolIE-ID ::= 619
id-TransmittedCarrierPowerOfAllCodesNotUsedForHS-PDSCH-HS-SCCH-E-AGCH-E-RGCHOrE-HICHTransmissionCellPortion	ProtocolIE-ID ::= 620
id-TransmittedCarrierPowerOfAllCodesNotUsedForHS-PDSCH-HS-SCCH-E-AGCH-E-RGCHOrE-HICHTransmissionCellPortionValue	ProtocolIE-ID ::= 621
id-UpPTSInterferenceValue	ProtocolIE-ID ::= 622
id-PrimaryCCPCH-RSCP-Delta	ProtocolIE-ID ::= 623
id-MeasurementRecoveryBehavior	ProtocolIE-ID ::= 624
id-MeasurementRecoveryReportingIndicator	ProtocolIE-ID ::= 625
id-MeasurementRecoverySupportIndicator	ProtocolIE-ID ::= 626
id-Tstd-indicator	ProtocolIE-ID ::= 627
id-multiple-RL-Information-RL-ReconfPrepTDD	ProtocolIE-ID ::= 628
id-multiple-RL-Information-RL-ReconfRqstTDD	ProtocolIE-ID ::= 629
id-DL-DPCH-Power-Information-RL-ReconfPrepFDD	ProtocolIE-ID ::= 630
id-F-DPCH-Information-RL-ReconfPrepFDD	ProtocolIE-ID ::= 631

id-F-DPCH-Information-RL-SetupRqstFDD	ProtocolIE-ID ::= 632
id-Additional-S-CCPCH-Parameters-CTCH-ReconfRqstTDD	ProtocolIE-ID ::= 633
id-Additional-S-CCPCH-Parameters-CTCH-SetupRqstTDD	ProtocolIE-ID ::= 634
id-Additional-S-CCPCH-LCR-Parameters-CTCH-ReconfRqstTDD	ProtocolIE-ID ::= 635
id-Additional-S-CCPCH-LCR-Parameters-CTCH-SetupRqstTDD	ProtocolIE-ID ::= 636
id-MICH-CFN	ProtocolIE-ID ::= 637
id-MICH-Information-AuditRsp	ProtocolIE-ID ::= 638
id-MICH-Information-ResourceStatusInd	ProtocolIE-ID ::= 639
id-MICH-Parameters-CTCH-ReconfRqstFDD	ProtocolIE-ID ::= 640
id-MICH-Parameters-CTCH-ReconfRqstTDD	ProtocolIE-ID ::= 641
id-MICH-Parameters-CTCH-SetupRqstFDD	ProtocolIE-ID ::= 642
id-MICH-Parameters-CTCH-SetupRqstTDD	ProtocolIE-ID ::= 643
id-Modification-Period	ProtocolIE-ID ::= 644
id-NI-Information-NotifUpdateCmd	ProtocolIE-ID ::= 645
id-S-CCPCH-InformationListExt-AuditRsp	ProtocolIE-ID ::= 646
id-S-CCPCH-InformationListExt-ResourceStatusInd	ProtocolIE-ID ::= 647
id-S-CCPCH-LCR-InformationListExt-AuditRsp	ProtocolIE-ID ::= 648
id-S-CCPCH-LCR-InformationListExt-ResourceStatusInd	ProtocolIE-ID ::= 649
id-HARQ-Preamble-Mode	ProtocolIE-ID ::= 650
id-Initial-DL-DPCH-TimingAdjustment	ProtocolIE-ID ::= 651
id-Initial-DL-DPCH-TimingAdjustment-Allowed	ProtocolIE-ID ::= 652
id-DLTransmissionBranchLoadValue	ProtocolIE-ID ::= 653
id-Power-Local-Cell-Group-choice-CM-Rqst	ProtocolIE-ID ::= 654
id-Power-Local-Cell-Group-choice-CM-Rsp	ProtocolIE-ID ::= 655
id-Power-Local-Cell-Group-choice-CM-Rprt	ProtocolIE-ID ::= 656
id-SynchronisationIndicator	ProtocolIE-ID ::= 657
id-HSDPA-And-EDCH-CellPortion-Information-PSCH-ReconfRqst	ProtocolIE-ID ::= 658
id-Unused-ProtocolIE-ID-659	ProtocolIE-ID ::= 659
id-HS-DSCHRequiredPowerValue-For-Cell-Portion	ProtocolIE-ID ::= 660
id-HS-DSCHRequiredPowerValueInformation-For-CellPortion	ProtocolIE-ID ::= 661
id-HS-DSCHProvidedBitRateValueInformation-For-CellPortion	ProtocolIE-ID ::= 662
id-E-AGCH-And-E-RGCH-E-HICH-FDD-Scrambling-Code	ProtocolIE-ID ::= 663
id-E-AGCH-FDD-Code-Information	ProtocolIE-ID ::= 664
id-E-DCH-Capability	ProtocolIE-ID ::= 665
id-E-DCH-FDD-DL-Control-Channel-Information	ProtocolIE-ID ::= 666
id-E-DCH-FDD-Information	ProtocolIE-ID ::= 667
id-E-DCH-FDD-Information-Response	ProtocolIE-ID ::= 668
id-E-DCH-FDD-Information-to-Modify	ProtocolIE-ID ::= 669
id-E-DCH-MACdFlows-to-Add	ProtocolIE-ID ::= 670
id-E-DCH-MACdFlows-to-Delete	ProtocolIE-ID ::= 671
id-E-DCH-Resources-Information-AuditRsp	ProtocolIE-ID ::= 672
id-E-DCH-Resources-Information-ResourceStatusInd	ProtocolIE-ID ::= 673
id-E-DCH-RL-Indication	ProtocolIE-ID ::= 674
id-E-DCH-RL-Set-ID	ProtocolIE-ID ::= 675
id-E-DPCH-Information-RL-ReconfPrepFDD	ProtocolIE-ID ::= 676
id-E-DPCH-Information-RL-SetupRqstFDD	ProtocolIE-ID ::= 677
id-E-RGCH-E-HICH-FDD-Code-Information	ProtocolIE-ID ::= 678
id-Serving-E-DCH-RL-ID	ProtocolIE-ID ::= 679
id-UL-DPCH-Indicator-For-E-DCH-Operation	ProtocolIE-ID ::= 680
id-FDD-S-CCPCH-FrameOffset-CTCH-SetupRqstFDD	ProtocolIE-ID ::= 681
id-E-DPCH-Information-RL-ReconfRqstFDD	ProtocolIE-ID ::= 682
id-Maximum-Target-ReceivedTotalWideBandPower	ProtocolIE-ID ::= 683
id-E-DCHProvidedBitRateValueInformation	ProtocolIE-ID ::= 684
id-HARQ-Preamble-Mode-Activation-Indicator	ProtocolIE-ID ::= 685

id-RL-Specific-E-DCH-Info	ProtocolIE-ID ::= 686
id-E-DCH-CapacityConsumptionLaw	ProtocolIE-ID ::= 687
id-multiple-DedicatedMeasurementValueList-TDD-DM-Rsp	ProtocolIE-ID ::= 688
id-multiple-DedicatedMeasurementValueList-LCR-TDD-DM-Rsp	ProtocolIE-ID ::= 689
id-E-DCH-RearrangeList-Bearer-RearrangeInd	ProtocolIE-ID ::= 690
id-Unused-ProtocolIE-ID-691	ProtocolIE-ID ::= 691
id-multipleRL-dl-CCTrCH-InformationModifyList-RL-ReconfRqstTDD	ProtocolIE-ID ::= 692
id-Target-NonServing-EDCH-To-Total-EDCH-Power-Ratio	ProtocolIE-ID ::= 693
id-CellPortion-InformationItem-Cell-ReconfRqstFDD	ProtocolIE-ID ::= 694
id-CellPortion-InformationList-Cell-ReconfRqstFDD	ProtocolIE-ID ::= 695
id-multiple-PUSCH-InfoList-DM-Rsp	ProtocolIE-ID ::= 696
id-multiple-PUSCH-InfoList-DM-Rprt	ProtocolIE-ID ::= 697
id-Reference-ReceivedTotalWideBandPower	ProtocolIE-ID ::= 698
id-E-DCH-Serving-Cell-Change-Info-Response	ProtocolIE-ID ::= 699
id-HS-DSCH-Serving-Cell-Change-Info	ProtocolIE-ID ::= 700
id-HS-DSCH-Serving-Cell-Change-Info-Response	ProtocolIE-ID ::= 701
id-Serving-Cell-Change-CFN	ProtocolIE-ID ::= 702
id-E-DCH-HARQ-Combining-Capability	ProtocolIE-ID ::= 703
id-E-DCH-TTI2ms-Capability	ProtocolIE-ID ::= 704
id-E-DCH-SF-Capability	ProtocolIE-ID ::= 705
id-E-DCH-FDD-Update-Information	ProtocolIE-ID ::= 706
id-F-DPCH-Capability	ProtocolIE-ID ::= 707
id-E-DCH-Non-serving-Relative-Grant-Down-CommandsValue	ProtocolIE-ID ::= 708
id-HSSICH-SIRTarget	ProtocolIE-ID ::= 709
id-multiple-HSSICHMeasurementValueList-TDD-DM-Rsp	ProtocolIE-ID ::= 710
id-E-DPCH-Information-RL-AdditionReqFDD	ProtocolIE-ID ::= 772
id-PDSCH-Timeslot-Format-PSCH-ReconfRqst-LCR	ProtocolIE-ID ::= 775
id-PUSCH-Timeslot-Format-PSCH-ReconfRqst-LCR	ProtocolIE-ID ::= 780
id-HSDSCH-Configured-Indicator	ProtocolIE-ID ::= 783
id-tFCI-Presence	ProtocolIE-ID ::= 793
id-HSSICH-TPC-StepSize	ProtocolIE-ID ::= 794
id-DCH-Indicator-For-E-DCH-HSDPA-Operation	ProtocolIE-ID ::= 822
id-ueCapability-Info	ProtocolIE-ID ::= 825
id-LCRTDD-uplink-Physical-Channel-Capability	ProtocolIE-ID ::= 872
id-Additional-failed-HS-SICH	ProtocolIE-ID ::= 881
id-Additional-missed-HS-SICH	ProtocolIE-ID ::= 882
id-Additional-total-HS-SICH	ProtocolIE-ID ::= 883
id-Additional-HS-SICH-Reception-Quality-Measurement-Value	ProtocolIE-ID ::= 884

END

## 9.3.7 Container Definitions

```
-- *****
--
-- Container definitions
--
-- *****

NBAP-Containers {
itu-t (0) identified-organization (4) etsi (0) mobileDomain (0)
umts-Access (20) modules (3) nbap (2) version1 (1) nbap-Containers (5) }
```

```

DEFINITIONS AUTOMATIC TAGS ::=
BEGIN

-- *****
--
-- IE parameter types from other modules.
--
-- *****

IMPORTS
    maxProtocolExtensions,
    maxPrivateIEs,
    maxProtocolIEs,
    Criticality,
    Presence,
    PrivateIE-ID,
    ProtocolIE-ID
FROM NBAP-CommonDataTypes;

-- *****
--
-- Class Definition for Protocol IEs
--
-- *****

NBAP-PROTOCOL-IES ::= CLASS {
    &id      ProtocolIE-ID          UNIQUE,
    &criticality  Criticality,
    &Value,
    &presence  Presence
}
WITH SYNTAX {
    ID      &id
    CRITICALITY &criticality
    TYPE      &Value
    PRESENCE  &presence
}

-- *****
--
-- Class Definition for Protocol IEs
--
-- *****

NBAP-PROTOCOL-IES-PAIR ::= CLASS {
    &id      ProtocolIE-ID          UNIQUE,
    &firstCriticality  Criticality,
    &FirstValue,
    &secondCriticality  Criticality,
    &SecondValue,
    &presence  Presence
}

```

```

WITH SYNTAX {
  ID          &id
  FIRST CRITICALITY &firstCriticality
  FIRST TYPE      &FirstValue
  SECOND CRITICALITY &secondCriticality
  SECOND TYPE     &SecondValue
  PRESENCE       &presence
}

-- *****
--
-- Class Definition for Protocol Extensions
--
-- *****

NBAP-PROTOCOL-EXTENSION ::= CLASS {
  &id          ProtocolIE-ID          UNIQUE,
  &criticality Criticality,
  &Extension,
  &presence     Presence
}
WITH SYNTAX {
  ID          &id
  CRITICALITY &criticality
  EXTENSION   &Extension
  PRESENCE    &presence
}

-- *****
--
-- Class Definition for Private IEs
--
-- *****

NBAP-PRIVATE-IES ::= CLASS {
  &id          PrivateIE-ID,
  &criticality Criticality,
  &Value,
  &presence     Presence
}
WITH SYNTAX {
  ID          &id
  CRITICALITY &criticality
  TYPE        &Value
  PRESENCE    &presence
}

-- *****
--
-- Container for Protocol IEs
--
-- *****

ProtocolIE-Container {NBAP-PROTOCOL-IES : IEsSetParam} ::=

```

```

SEQUENCE (SIZE (0..maxProtocolIEs)) OF
ProtocolIE-Field {{IEsSetParam}}

ProtocolIE-Single-Container {NBAP-PROTOCOL-IES : IEsSetParam} ::=
ProtocolIE-Field {{IEsSetParam}}

ProtocolIE-Field {NBAP-PROTOCOL-IES : IEsSetParam} ::= SEQUENCE {
id          NBAP-PROTOCOL-IES.&id          ({IEsSetParam}),
criticality NBAP-PROTOCOL-IES.&criticality ({IEsSetParam}{@id}),
value       NBAP-PROTOCOL-IES.&Value      ({IEsSetParam}{@id})
}

-- *****
--
-- Container for Protocol IE Pairs
--
-- *****

ProtocolIE-ContainerPair {NBAP-PROTOCOL-IES-PAIR : IEsSetParam} ::=
SEQUENCE (SIZE (0..maxProtocolIEs)) OF
ProtocolIE-FieldPair {{IEsSetParam}}

ProtocolIE-FieldPair {NBAP-PROTOCOL-IES-PAIR : IEsSetParam} ::= SEQUENCE {
id          NBAP-PROTOCOL-IES-PAIR.&id          ({IEsSetParam}),
firstCriticality NBAP-PROTOCOL-IES-PAIR.&firstCriticality ({IEsSetParam}{@id}),
firstValue      NBAP-PROTOCOL-IES-PAIR.&FirstValue ({IEsSetParam}{@id}),
secondCriticality NBAP-PROTOCOL-IES-PAIR.&secondCriticality ({IEsSetParam}{@id}),
secondValue     NBAP-PROTOCOL-IES-PAIR.&SecondValue ({IEsSetParam}{@id})
}

-- *****
--
-- Container Lists for Protocol IE Containers
--
-- *****

ProtocolIE-ContainerList {INTEGER : lowerBound, INTEGER : upperBound, NBAP-PROTOCOL-IES : IEsSetParam} ::=
SEQUENCE (SIZE (lowerBound..upperBound)) OF
ProtocolIE-Container {{IEsSetParam}}

ProtocolIE-ContainerPairList {INTEGER : lowerBound, INTEGER : upperBound, NBAP-PROTOCOL-IES-PAIR : IEsSetParam} ::=
SEQUENCE (SIZE (lowerBound..upperBound)) OF
ProtocolIE-ContainerPair {{IEsSetParam}}

-- *****
--
-- Container for Protocol Extensions
--
-- *****

ProtocolExtensionContainer {NBAP-PROTOCOL-EXTENSION : ExtensionSetParam} ::=
SEQUENCE (SIZE (1..maxProtocolExtensions)) OF
ProtocolExtensionField {{ExtensionSetParam}}

```

```
ProtocolExtensionField {NBAP-PROTOCOL-EXTENSION : ExtensionSetParam} ::= SEQUENCE {
    id          NBAP-PROTOCOL-EXTENSION.&id  ({ExtensionSetParam}),
    criticality NBAP-PROTOCOL-EXTENSION.&criticality  ({ExtensionSetParam}{@id}),
    extensionValue NBAP-PROTOCOL-EXTENSION.&Extension  ({ExtensionSetParam}{@id})
}

-- *****
--
-- Container for Private IEs
--
-- *****

PrivateIE-Container {NBAP-PRIVATE-IES : IEsSetParam} ::=
    SEQUENCE (SIZE (1..maxPrivateIEs)) OF
        PrivateIE-Field {{IEsSetParam}}

PrivateIE-Field {NBAP-PRIVATE-IES : IEsSetParam} ::= SEQUENCE {
    id          NBAP-PRIVATE-IES.&id
        ({IEsSetParam}),
    criticality NBAP-PRIVATE-IES.&criticality
        ({IEsSetParam}{@id}),
    value      NBAP-PRIVATE-IES.&Value
        ({IEsSetParam}{@id})
}

END
```



## 9.4 Message Transfer Syntax

NBAP shall use the ASN.1 Basic Packed Encoding Rules (BASIC-PER) Aligned Variant as transfer syntax as specified in ref. [11].

## 9.5 Timers

$T_{\text{Preempt}}$

- Specifies the maximum time that a Node B may wait for pre-emption of resources for establishment or reconfiguration of Radio Links.

---

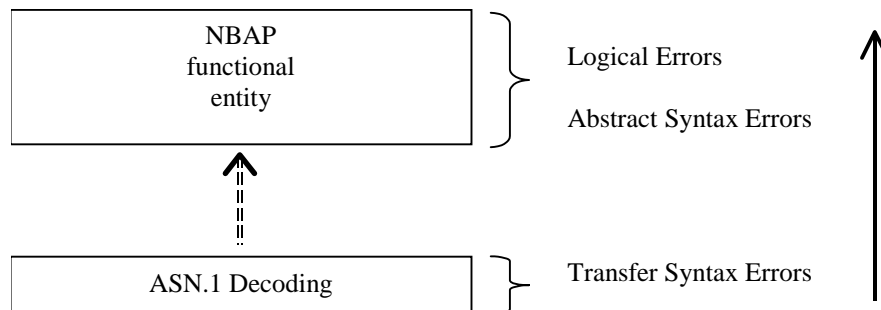
# 10 Handling of Unknown, Unforeseen and Erroneous Protocol Data

## 10.1 General

Protocol Error cases can be divided into three classes:

- Transfer Syntax Error
- Abstract Syntax Error
- Logical Error

Protocol errors can occur in the following functions within a receiving node:



**Figure 38: Protocol Errors in NBAP.**

The information stated in subclauses 10.2, 10.3 and 10.4, to be included in the message used when reporting an error, is what at minimum shall be included. Other optional information elements within the message may also be included, if available. This is also valid for the case when the reporting is done with a response message. The latter is an exception to what is stated in subclause 4.1.

## 10.2 Transfer Syntax Error

A Transfer Syntax Error occurs when the receiver is not able to decode the received physical message. Transfer syntax errors are always detected in the process of ASN.1 decoding. If a Transfer Syntax Error occurs, the receiver should initiate Error Indication procedure with appropriate cause value for the Transfer Syntax protocol error.

Examples for Transfer Syntax Errors are:

- Violation of value ranges in ASN.1 definition of messages. e.g.: If an IE has a defined value range of 0 to 10 (ASN.1: INTEGER (0..10)), and 12 will be received, then this will be treated as a transfer syntax error.

- Violation in list element constraints. e.g.: If a list is defined as containing 1 to 10 elements, and 12 elements will be received, then this case will be handled as a transfer syntax error.
- Missing mandatory elements in ASN.1 SEQUENCE definitions (as sent by the originator of the message).
- Wrong order of elements in ASN.1 SEQUENCE definitions (as sent by the originator of the message).

## 10.3 Abstract Syntax Error

### 10.3.1 General

An Abstract Syntax Error occurs when the receiving functional NBAP entity:

1. receives IEs or IE groups that cannot be understood (unknown id);
2. receives IEs for which the logical range is violated (e.g.: ASN.1 definition: 0 to 15, the logical range is 0 to 10 (values 11 to 15 are undefined), and 12 will be received; this case will be handled as an abstract syntax error using criticality information sent by the originator of the message);
3. does not receive IEs or IE groups but according to the specified presence of the concerned object, the IEs or IE groups should have been present in the received message;
4. receives IEs or IE groups that are defined to be part of that message in wrong order or with too many occurrences of the same IE or IE group;
5. receives IEs or IE groups but according to the conditional presence of the concerned object and the specified condition, the IEs or IE groups should not have been present in the received message.

Cases 1 and 2 (not comprehended IE/IE group) are handled based on received Criticality information. Case 3 (missing IE/IE group) is handled based on Criticality information and Presence information for the missing IE/IE group specified in the version of the specification used by the receiver. Case 4 (IEs or IE groups in wrong order or with too many occurrences) and Case 5 (erroneously present conditional IEs or IE groups) result in rejecting the procedure.

If an Abstract Syntax Error occurs, the receiver shall read the remaining message and shall then for each detected Abstract Syntax Error that belong to cases 1-3 act according to the Criticality Information and Presence Information for the IE/IE group due to which Abstract Syntax Error occurred in accordance with subclauses 10.3.4 and 10.3.5. The handling of cases 4 and 5 is specified in subclause 10.3.6.

### 10.3.2 Criticality Information

In the NBAP messages there is criticality information set for individual IEs and/or IE groups. This criticality information instructs the receiver how to act when receiving an IE or an IE group that is not comprehended, i.e. the entire item (IE or IE group) which is not (fully or partially) comprehended shall be treated in accordance with its own criticality information as specified in subclause 10.3.4.

In addition, the criticality information is used in case of the missing IE/IE group abstract syntax error (see subclause 10.3.5).

The receiving node shall take different actions depending on the value of the Criticality Information. The three possible values of the Criticality Information for an IE/IE group are:

- Reject IE
- Ignore IE and Notify Sender
- Ignore IE

The following rules restrict when a receiving entity may consider an IE, an IE group or an EP not comprehended (not implemented), and when action based on criticality information is applicable:

1. IE or IE group: When one new or modified IE or IE group is implemented for one EP from a standard version, then other new or modified IEs or IE groups specified for that EP in that standard version shall be considered comprehended by the receiving entity (some may still remain unsupported).

2. EP: The comprehension of different EPs within a standard version or between different standard versions is not mandated. Any EP that is not supported may be considered not comprehended, even if another EP from that standard version is comprehended, and action based on criticality shall be applied.

### 10.3.3 Presence Information

For many IEs/IE groups which are optional according to the ASN.1 transfer syntax, NBAP specifies separately if the presence of these IEs/IE groups is optional or mandatory with respect to RNS application by means of the presence field of the concerned object of class NBAP-PROTOCOL-IES, NBAP-PROTOCOL-IES-PAIR, NBAP-PROTOCOL-EXTENSION or NBAP-PRIVATE-IES.

The presence field of the indicated classes supports three values:

1. Optional;
2. Conditional;
3. Mandatory.

If an IE/IE group is not included in a received message and the presence of the IE/IE group is mandatory or the presence is conditional and the condition is true according to the version of the specification used by the receiver, an abstract syntax error occurs due to a missing IE/IE group.

If an IE/IE group is included in a received message and the presence of the IE/IE group is conditional and the condition is false according to the version of the specification used by the receiver, an abstract syntax error occurs due to this erroneously present conditional IE/IE group.

### 10.3.4 Not comprehended IE/IE group

#### 10.3.4.1 Procedure ID

The receiving node shall treat the different types of received criticality information of the *Procedure ID* according to the following:

**Reject IE:**

- If a message is received with a *Procedure ID* marked with "*Reject IE*" which the receiving node does not comprehend, the receiving node shall reject the procedure using the Error Indication procedure.

**Ignore IE and Notify Sender:**

- If a message is received with a *Procedure ID* marked with "*Ignore IE and Notify Sender*" which the receiving node does not comprehend, the receiving node shall ignore the procedure and initiate the Error Indication procedure.

**Ignore IE:**

- If a message is received with a *Procedure ID* marked with "*Ignore IE*" which the receiving node does not comprehend, the receiving node shall ignore the procedure.

When using the Error Indication procedure to reject a procedure or to report an ignored procedure it shall include the *Procedure ID* IE, the *Triggering Message* IE, and the *Procedure Criticality* IE in the *Criticality Diagnostics* IE.

#### 10.3.4.1A Type of Message

When the receiving node cannot decode the *Type of Message* IE, the Error Indication procedure shall be initiated with an appropriate cause value.

#### 10.3.4.2 IEs Other Than the Procedure ID and Type of Message

The receiving node shall treat the different types of received criticality information of an IE/IE group other than the *Procedure ID* IE and *Type of Message* IE according to the following:

**Reject IE:**

- If a message *initiating* a procedure is received containing one or more IEs/IE groups marked with "*Reject IE*" which the receiving node does not comprehend; none of the functional requests of the message shall be executed. The receiving node shall reject the procedure and report the rejection of one or more IEs/IE groups using the message normally used to report unsuccessful outcome of the procedure. In case the information received in the initiating message was insufficient to determine a value for all IEs that are required to be present in the message used to report the unsuccessful outcome of the procedure, the receiving node shall instead terminate the procedure and initiate the Error Indication procedure.
- If a message *initiating* a procedure that does not have a message to report unsuccessful outcome is received containing one or more IEs/IE groups marked with "*Reject IE*" which the receiving node does not comprehend, the receiving node shall terminate the procedure and initiate the Error Indication procedure.
- If a *response* message is received containing one or more IEs/IE groups marked with "*Reject IE*" that the receiving node does not comprehend, the receiving node shall consider the procedure as unsuccessfully terminated and initiate local error handling.

**Ignore IE and Notify Sender:**

- If a message *initiating* a procedure is received containing one or more IEs/IE groups marked with "*Ignore IE and Notify Sender*" which the receiving node does not comprehend, the receiving node shall ignore the content of the not comprehended IEs/IE groups, continue with the procedure as if the not comprehended IEs/IE groups were not received (except for the reporting) using the understood IEs/IE groups and report in the response message of the procedure that one or more IEs/IE groups have been ignored. In case the information received in the initiating message was insufficient to determine a value for all IEs that are required to be present in the response message, the receiving node shall instead terminate the procedure and initiate the Error Indication procedure.
- If a message *initiating* a procedure that does not have a message to report the outcome of the procedure is received containing one or more IEs/IE groups marked with "*Ignore IE and Notify Sender*" which the receiving node does not comprehend, the receiving node shall ignore the content of the not comprehended IEs/IE groups, continue with the procedure as if the not comprehended IEs/IE groups were not received (except for the reporting) using the understood IEs/IE groups, and initiate the Error Indication procedure to report that one or more IEs/IE groups have been ignored.
- If a *response* message is received containing one or more IEs/IE groups marked with "*Ignore IE and Notify Sender*" which the receiving node does not comprehend, the receiving node shall ignore the content of the not comprehended IEs/IE groups, continue with the procedure as if the not comprehended IEs/IE groups were not received (except for the reporting) using the understood IEs/IE groups and initiate the Error Indication procedure.

**Ignore IE:**

- If a message *initiating* a procedure is received containing one or more IEs/IE groups marked with "*Ignore IE*" which the receiving node does not comprehend, the receiving node shall ignore the content of the not comprehended IEs/IE groups and continue with the procedure as if the not comprehended IEs/IE groups were not received using the understood IEs/IE groups.
- If a *response* message is received containing one or more IEs/IE groups marked with "*Ignore IE*" which the receiving node does not comprehend, the receiving node shall ignore the content of the not comprehended IEs/IE groups and continue with the procedure as if the not comprehended IEs/IE groups were not received using the understood IEs/IE groups.

When reporting not comprehended IEs/IE groups marked with "*Reject IE*" or "*Ignore IE and Notify Sender*" using a response message defined for the procedure, the *Information Element Criticality Diagnostics* IE shall be included in the *Criticality Diagnostics* IE for each reported IE/IE group. In the *Information Element Criticality Diagnostics* IE the *Repetition Number* IE shall be included and in addition, if the not comprehended IE/IE group is not at message hierarchy level 1 (top level; see annex C) also the *Message Structure* IE shall be included.

When reporting not comprehended IEs/IE groups marked with "*Reject IE*" or "*Ignore IE and Notify Sender*" using the Error Indication procedure, the *Procedure ID* IE, the *Triggering Message* IE, *Procedure Criticality* IE, the *Transaction ID* IE, and the *Information Element Criticality Diagnostics* IE shall be included in the *Criticality Diagnostics* IE for each reported IE/IE group. In the *Information Element Criticality Diagnostics* IE the *Repetition Number* IE shall be

included and in addition, if the not comprehended IE/IE group is not at message hierarchy level 1 (top level; see annex C) also the *Message Structure* IE shall be included.

### 10.3.5 Missing IE or IE Group

The receiving node shall treat the missing IE/IE group according to the criticality information for the missing IE/IE group in the received message specified in the version of this specification used by the receiver:

#### Reject IE:

- If a received message *initiating* a procedure is missing one or more IEs/IE groups with specified criticality "*Reject IE*"; none of the functional requests of the message shall be executed. The receiving node shall reject the procedure and report the missing IEs/IE groups using the message normally used to report unsuccessful outcome of the procedure. In case the information received in the initiating message was insufficient to determine a value for all IEs that are required to be present in the message used to report the unsuccessful outcome of the procedure, the receiving node shall instead terminate the procedure and initiate the Error Indication procedure.
- If a received message *initiating* a procedure that does not have a message to report unsuccessful outcome is missing one or more IEs/IE groups with specified criticality "*Reject IE*", the receiving node shall terminate the procedure and initiate the Error Indication procedure.
- If a received *response* message is missing one or more IEs/IE groups with specified criticality "*Reject IE*", the receiving node shall consider the procedure as unsuccessfully terminated and initiate local error handling.

#### Ignore IE and Notify Sender:

- If a received message *initiating* a procedure is missing one or more IEs/IE groups with specified criticality "*Ignore IE and Notify Sender*", the receiving node shall ignore that those IEs are missing and continue with the procedure based on the other IEs/IE groups present in the message and report in the response message of the procedure that one or more IEs/IE groups were missing. In case the information received in the initiating message was insufficient to determine a value for all IEs that are required to be present in the response message, the receiving node shall instead terminate the procedure and initiate the Error Indication procedure.
- If a received message *initiating* a procedure that does not have a message to report the outcome of the procedure is missing one or more IEs/IE groups with specified criticality "*Ignore IE and Notify Sender*", the receiving node shall ignore that those IEs are missing and continue with the procedure based on the other IEs/IE groups present in the message and initiate the Error Indication procedure to report that one or more IEs/IE groups were missing.
- If a received *response* message is missing one or more IEs/IE groups with specified criticality "*Ignore IE and Notify Sender*", the receiving node shall ignore that those IEs are missing and continue with the procedure based on the other IEs/IE groups present in the message and initiate the Error Indication procedure to report that one or more IEs/IE groups were missing.

#### Ignore IE:

- If a received message *initiating* a procedure is missing one or more IEs/IE groups with specified criticality "*Ignore IE*", the receiving node shall ignore that those IEs are missing and continue with the procedure based on the other IEs/IE groups present in the message.
- If a received *response* message is missing one or more IEs/IE groups with specified criticality "*Ignore IE*", the receiving node shall ignore that those IEs/IE groups are missing and continue with the procedure based on the other IEs/IE groups present in the message.

When reporting missing IEs/IE groups with specified criticality "*Reject IE*" or "*Ignore IE and Notify Sender*" using a response message defined for the procedure, the *Information Element Criticality Diagnostics* IE shall be included in the *Criticality Diagnostics* IE for each reported IE/IE group. In the *Information Element Criticality Diagnostics* IE the *Repetition Number* IE shall be included and in addition, if the missing IE/IE group is not at message hierarchy level 1 (top level; see annex C) also the *Message Structure* IE shall be included.

When reporting missing IEs/IE groups with specified criticality "*Reject IE*" or "*Ignore IE and Notify Sender*" using the Error Indication procedure, the *Procedure ID* IE, the *Triggering Message* IE, *Procedure Criticality* IE, the *Transaction ID* IE, and the *Information Element Criticality Diagnostics* IE shall be included in the *Criticality Diagnostics* IE for each reported IE/IE group. In the *Information Element Criticality Diagnostics* IE the *Repetition Number* IE shall be

included and in addition, if the missing IE/IE group is not at message hierarchy level 1 (top level; see annex C) also the *Message Structure IE* shall be included.

### 10.3.6 IEs or IE Groups Received in Wrong Order or With Too Many Occurrences or Erroneously Present

If a message with IEs or IE groups in wrong order or with too many occurrences is received or if IEs or IE groups with a conditional presence are present when the condition is not met (i.e. erroneously present), the receiving node shall behave according to the following:

- If a message *initiating* a procedure is received containing IEs or IE groups in wrong order or with too many occurrences or erroneously present, none of the functional requests of the message shall be executed. The receiving node shall reject the procedure and report the cause value "Abstract Syntax Error (Falsely Constructed Message)" using the message normally used to report unsuccessful outcome of the procedure. In case the information received in the initiating message was insufficient to determine a value for all IEs that are required to be present in the message used to report the unsuccessful outcome of the procedure, the receiving node shall instead terminate the procedure and initiate the Error Indication procedure.
- If a message *initiating* a procedure that does not have a message to report unsuccessful outcome is received containing IEs or IE groups in wrong order or with too many occurrences or erroneously present, the receiving node shall terminate the procedure and initiate the Error Indication procedure, and use cause value "Abstract Syntax Error (Falsely Constructed Message)".
- If a *response* message is received containing IEs or IE groups in wrong order or with too many occurrences or erroneously present, the receiving node shall consider the procedure as unsuccessfully terminated and initiate local error handling.

When determining the correct order only the IEs specified in the specification version used by the receiver shall be considered.

## 10.4 Logical Error

Logical error situations occur when a message is comprehended correctly, but the information contained within the message is not valid (i.e. semantic error), or describes a procedure which is not compatible with the state of the receiver. In these conditions, the following behaviour shall be performed (unless otherwise specified) as defined by the class of the elementary procedure, irrespective of the criticality of the IEs/IE groups containing the erroneous values.

### **Class 1:**

Where the logical error occurs in a request message of a class 1 procedure, and the procedure has a message to report this unsuccessful outcome, this message shall be sent with an appropriate cause value.

Typical cause values are:

- Protocol Causes:
  1. Semantic Error
  2. Message not compatible with receiver state

Where the logical error is contained in a request message of a class 1 procedure, and the procedure does not have a message to report this unsuccessful outcome, the procedure shall be terminated and the ERROR INDICATION procedure shall be initiated with an appropriate cause value. The *Procedure ID IE*, the *Triggering Message IE* and the *Transaction ID IE* within the *Criticality Diagnostics IE* shall then be included in order to identify the message containing the logical error.

Where the logical error exists in a response message of a class 1 procedure, the procedure shall be considered as unsuccessfully terminated and local error handling shall be initiated.

### **Class 2:**

Where the logical error occurs in a message of a class 2 procedure, the procedure shall be terminated and the ERROR INDICATION procedure shall be initiated with an appropriate cause value. The *Procedure ID IE*, the *Triggering*

*Message IE* and the *Transaction ID IE* within the *Criticality Diagnostics IE* shall then be included in order to identify the message containing the logical error.

## 10.5 Exceptions

The error handling for all the cases described hereafter shall take precedence over any other error handling described in the other subclause of clause 10.

- If any type of error (Transfer Syntax Error, Abstract Syntax Error or Logical Error) is detected in the ERROR INDICATION message, it shall not trigger the Error Indication procedure in the receiving Node but local error handling.
- In case a response message or ERROR INDICATION message needs to be returned, but the information necessary to determine the receiver of that message is missing, the procedure shall be considered as unsuccessfully terminated and local error handling shall be initiated.
- If an error that terminates a procedure occurs, the returned cause value shall reflect the error that caused the termination of the procedure even if one or more abstract syntax errors with criticality 'ignore and notify' have earlier occurred within the same procedure.

---

## Annex A (normative): Allocation and Pre-emption of Radio Links in the Node B

### A.1 Deriving Allocation Information for a Radio Link

#### A.1.1 Establishment of a New Radio Link

The Allocation Information for a Radio Link in the case of establishment of a new Radio Link shall be derived as follows:

- The latest received *Allocation/Retention Priority* IE for each transport channel shall be used.

Note: The *Allocation/Retention Priority* IE for a transport channel may have been received in

- a) the procedure that establishes the first Radio Link for the Node B Communication Context in the Node B or
- b) a procedure adding or modifying the transport channel.

- If the *Priority Level* IE in the *Allocation/Retention Priority* IE for all transport channels that are intended to use the Radio Link is set to "no priority", the pre-emption capability of the Radio Link shall be set to "shall not trigger pre-emption".
- If the *Priority Level* IE in the *Allocation/Retention Priority* IE for one or more of the transport channels that are intended to use the Radio Link is not set to "no priority", the allocation priority and the pre-emption capability of the Radio Link shall be set according to the following:
  - The transport channels that have the *Priority Level* IE in the *Allocation/Retention Priority* IE set to "no priority" shall be excluded when setting the allocation priority and pre-emption capability of a Radio Link.
  - The allocation priority for a Radio Link shall be set to highest priority level, given by the *Priority Level* IE in the *Allocation/Retention Priority* IE, for all non excluded transport channels that are intended to use the Radio Link.
  - If all non-excluded transport channels that are intended to use a Radio Link to be established have the pre-emption capability, given by the *Pre-emption Capability* IE in the *Allocation/Retention Priority* IE, set to "shall not trigger pre-emption", the pre-emption capability of the Radio Link shall be set to "shall not trigger pre-emption".  
If one or more non-excluded transport channels that are intended to use the Radio Link to be established have the value of the *Pre-emption Capability* IE in the *Allocation/Retention Priority* IE set to "may trigger pre-emption", the pre-emption capability of the Radio Link shall be set to "may trigger pre-emption".

The derived allocation priority and pre-emption capability are only valid during this allocation/retention process.

#### A.1.2 Modification of an Existing Radio Link

The Allocation Information for a Radio Link in the case of modification of a Radio Link (addition or modification of transport channels using the Radio Link) shall be derived as follows:

- The latest received *Allocation/Retention Priority* IE for each transport channel shall be used.

Note: The *Allocation/Retention Priority* IE for a transport channel may have been received in

- a) the procedure that establishes the first Radio Link for the Node B Communication Context in the Node B,
- b) a previous procedure adding or modifying the transport channel, or
- c) the current procedure adding or modifying the transport channel.



- If the *Priority Level* IE in the *Allocation/Retention Priority* IE for all transport channels to be added or modified in the Radio Link is set to "no priority", the pre-emption capability of the Radio Link to be modified shall be set to "shall not trigger pre-emption".
- If the *Priority Level* IE in the *Allocation/Retention Priority* IE for one or more of the transport channels to be added or modified in the Radio Link is not set to "no priority", the allocation priority of and the pre-emption capability of the Radio Link to be modified shall be set according to the following:
  - The transport channels to be added or modified that have the *Priority Level* IE in the *Allocation/Retention Priority* IE set to "no priority" shall be excluded when setting the allocation priority and pre-emption capability of a Radio Link to be modified.
  - The allocation priority for a Radio Link to be modified shall be set to highest priority level, given by the *Priority Level* IE in the *Allocation/Retention Priority* IE, for all the non-excluded transport channels that are to be added or modified.
  - If all non-excluded transport channels that are to be added or modified in the Radio Link have the pre-emption capability, given by the *Pre-emption Capability* IE in the *Allocation/Retention Priority* IE, set to "shall not trigger pre-emption", the pre-emption capability of the Radio Link to be modified shall be set to "shall not trigger pre-emption".  
If one or more of the non-excluded transport channels to be added or modified in the Radio Link have the value of the *Pre-emption Capability* IE in the *Allocation/Retention Priority* IE set to "may trigger pre-emption", the pre-emption capability of the Radio Link to be modified shall be set to "may trigger pre-emption".

The derived allocation priority and pre-emption capability are only valid during this allocation/retention process.

---

## A.2 Deriving Retention Information for a Radio Link

The Retention Information for an existing Radio Link shall be derived as follows:

- The latest received *Allocation/Retention Priority* IE for each transport channel shall be used.

Note: The *Allocation/Retention Priority* IE for a transport channel may have been received in

- a) the procedure that establishes the first Radio Link for the Node B Communication Context in the Node B or
- b) a procedure adding or modifying the transport channel.

- If the *Priority Level* IE in the *Allocation/Retention Priority* IE for one or more transport channels using the Radio Link is set to "no priority", the pre-emption vulnerability of the Radio Link shall be set to "not pre-emptable".
- If the *Priority Level* IE in the *Allocation/Retention Priority* IE for all the transport channels using the Radio Link is not set to "no priority", the retention priority of the Radio Link and the pre-emption vulnerability of the Radio Link shall be set according to the following:
  - The retention priority for a Radio Link shall be set to highest priority level, given by the *Priority Level* IE in the *Allocation/Retention Priority* IE, for all transport channels that uses the Radio Link.
  - If all transport channels that uses the Radio Link have the pre-emption vulnerability, given by the *Pre-emption Vulnerability* IE in the *Allocation/Retention Priority* IE, set to "pre-emptable", the pre-emption vulnerability of the Radio Link shall be set to "pre-emptable".  
If one or more transport channels that uses the Radio Link have the value of the *Pre-emption Vulnerability* IE in the *Allocation/Retention Priority* IE set to "not pre-emptable", the pre-emption vulnerability of the Radio Link shall be set to "not pre-emptable".

The derived retention priority and pre-emption vulnerability are valid until they are changed, or until the Radio Link is deleted. When new transport channels are added to or deleted from the Radio Link or when existing transport channels are modified with regards to the *Allocation/Retention Priority* IE, the retention information shall be derived again according to above.

---

## A.3 The Allocation/Retention Process

The Node B shall establish or modify the resources for a Radio Link according to:

- The value of the Allocation Information (allocation priority and pre-emption capability) of the Radio Link to be established or modified. The Allocation Information is derived according to clause A.1.
- The value of the Retention Information (retention priority and pre-emption vulnerability) of existing Radio Links. The Retention Information derived according to clause A.2.
- The resource situation in the cell.

Whilst the process and the extent of the pre-emption functionality is operator dependent, the pre-emption indicators (pre-emption capability and pre-emption vulnerability) shall be treated as follows:

- If the pre-emption capability for a Radio Link to be established or modified is set to "may trigger pre-emption" and the resource situation so requires, the Node B may trigger the pre-emption process in clause A.4 to free resources for this allocation request.
- If the pre-emption capability for a Radio Link to be established or modified is set to "shall not trigger pre-emption", then this allocation request shall not trigger the pre-emption process in clause A.4.
- If the pre-emption vulnerability for an existing Radio Link is set to "pre-emptable", then this Radio Link shall be included in the pre-emption process in clause A.4.
- If the pre-emption vulnerability for an existing Radio Link is set to "not pre-emptable", then this Radio Link shall not be included in the pre-emption process in clause A.4.

---

## A.4 The Pre-emption Process

The pre-emption process shall only pre-empt Radio Links with lower retention priority than the allocation priority of the Radio Link to be established or modified. The Radio Links to be pre-empted shall be selected in ascending order of the retention priority.

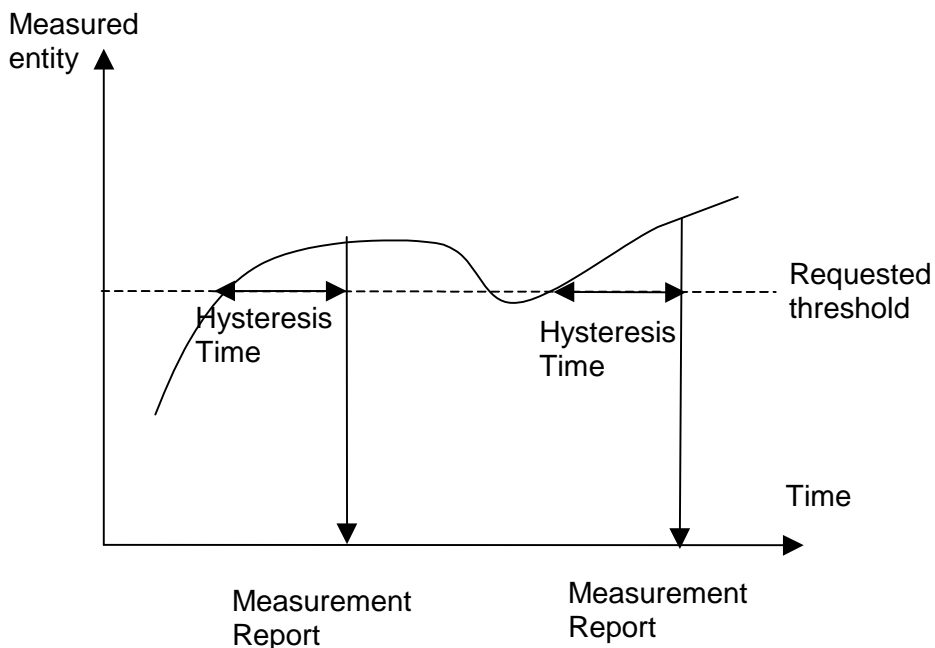
When the pre-emption process detects that one or more Radio Links have to be pre-empted to free resources for a Radio Link(s) to be established or modified, the Node B shall initiate the Radio Link Pre-emption procedure for all the Node B Communication Contexts having Radio Links selected for pre-emption and start the  $T_{\text{Preempt}}$  timer.

When enough resources are freed to establish or modify the Radio Link(s) according to the request, the Node B shall stop the  $T_{\text{Preempt}}$  timer and complete the procedure that triggered the pre-emption process in accordance with the "Successful Operation" subclause of the procedure.

If the  $T_{\text{Preempt}}$  timer expires, the Node B shall regard the procedure that triggered the pre-emption process as failed and complete the procedure in accordance with the "Unsuccessful Operation" subclause of the procedure.

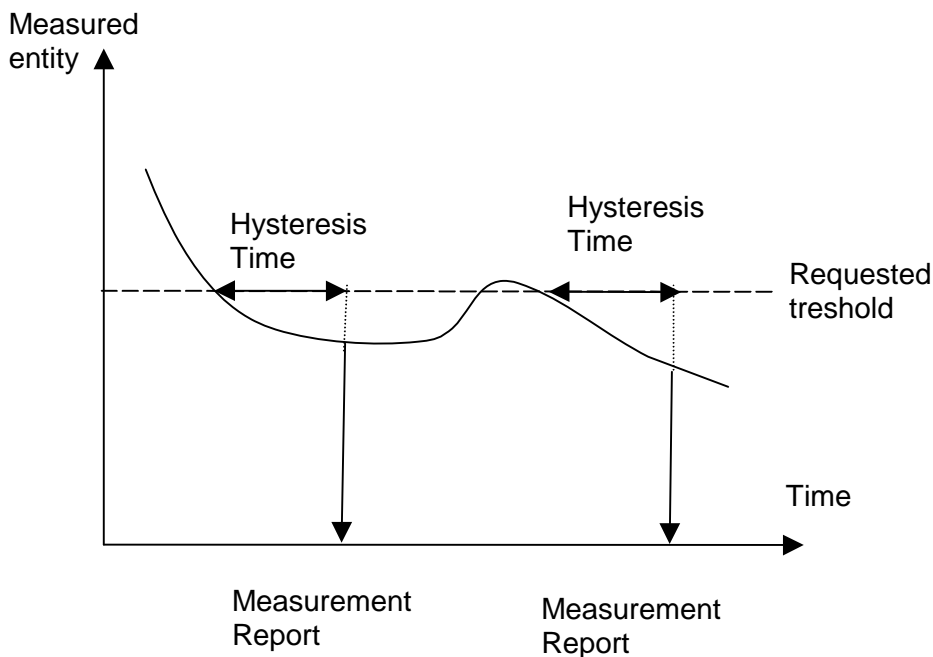
## Annex B (informative): Measurement Reporting

When the *Report Characteristics* IE is set to "Event A" (figure B.1), the Measurement Reporting procedure is initiated when the measured entity rises above the requested threshold and stays there for the requested hysteresis time. If no hysteresis time is given, the value zero shall be used for the hysteresis time.



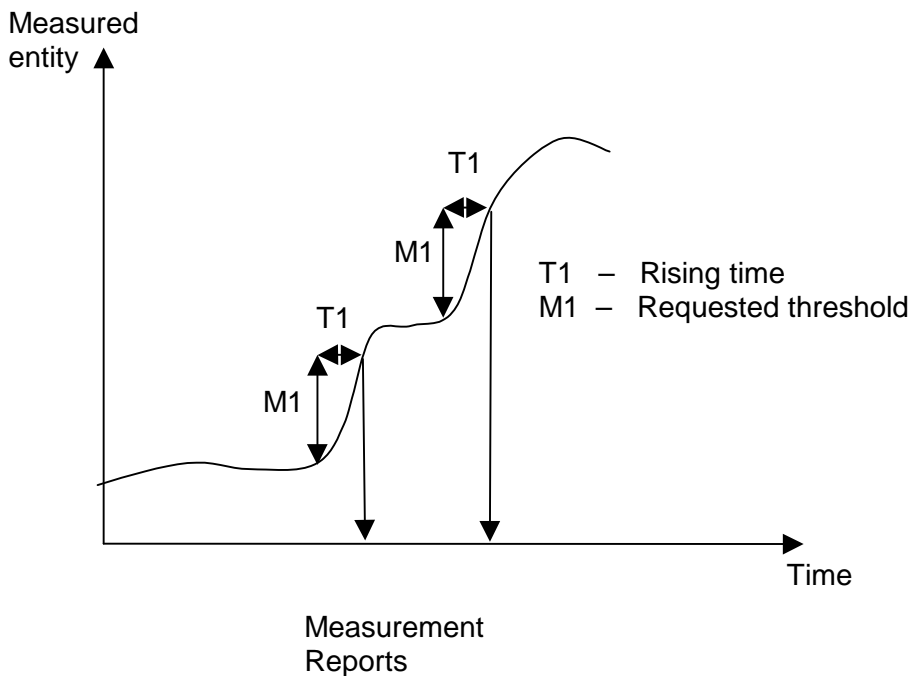
**Figure B.1: Event A reporting with Hysteresis Time specified**

When the *Report Characteristics* IE is set to "Event B" (figure B.2), the Measurement Reporting procedure is initiated when the measured entity falls below the requested threshold and stays there for the requested hysteresis time. If no hysteresis time is given, the value zero shall be used for the hysteresis time.



**Figure B.2: Event B reporting with Hysteresis Time specified**

When the *Report Characteristics* IE is set to "Event C" (figure B.3), the Measurement Reporting procedure is initiated always when the measured entity rises by an amount greater than the requested threshold within the requested time. The reporting in figure B.3 is initiated if the Rising Time T1 is less than the requested time.



**Figure B.3: Event C reporting**

When the *Report Characteristics* IE is set to "Event D" (figure B.4), the Measurement Reporting procedure is initiated always when the measured entity falls by an amount greater than the requested threshold within the requested time. The reporting in figure B.4 is initiated if the Falling Time T1 is less than the requested time.

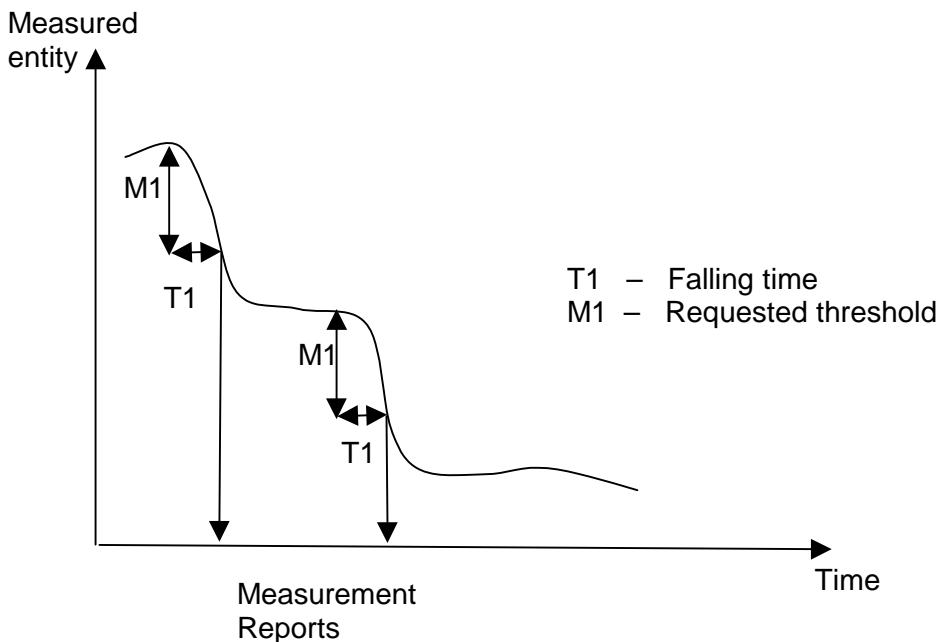


Figure B.4: Event D reporting

When the *Report Characteristics* IE is set to "Event E" (figure B.5), the Measurement Reporting procedure (Report A) is initiated always when the measured entity rises above the "Measurement Threshold 1" and stays there for the "Measurement Hysteresis Time" (T1 in figure B.5). If *Report Periodicity* IE is provided Node B shall also initiate Measurement Reporting procedure periodically. The periodic reporting continues although the measured entity falls below the "Measurement Threshold 1" and is terminated by the Report B.

When the Report A conditions have been met and the measured entity falls below the "Measurement Threshold 2" and stays there for the "Measurement Hysteresis Time" (T1) Measurement Reporting procedure (Report B) is initiated and the periodic reporting is terminated.

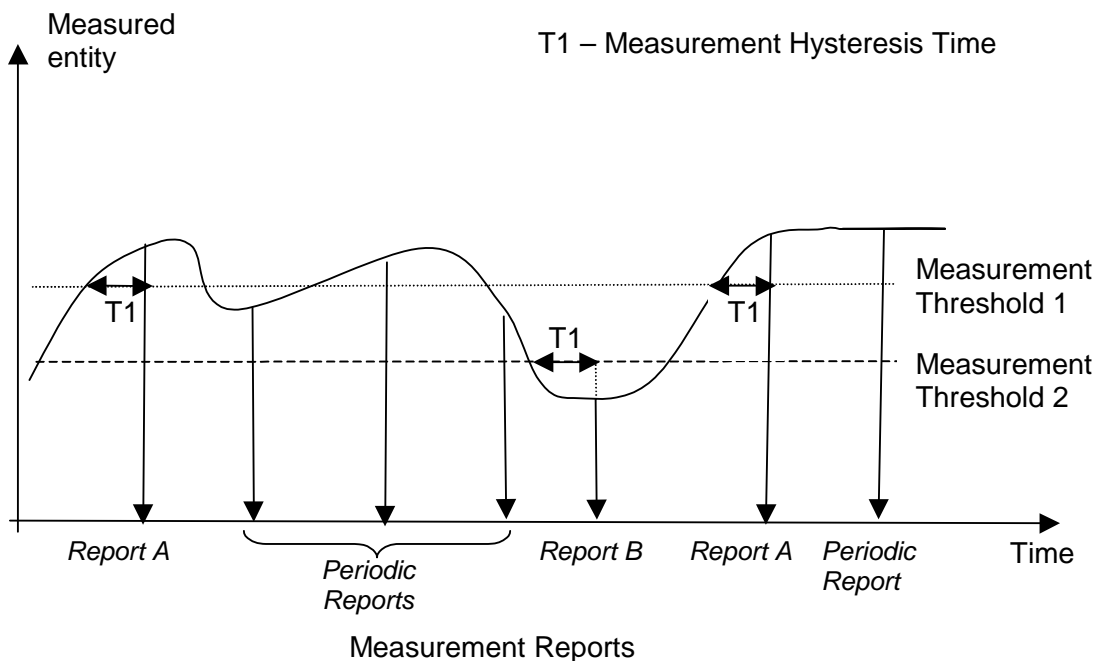


Figure B.5: Event E reporting with Hysteresis Time specified and Periodic Reporting requested

When the *Report Characteristics* IE is set to "Event F" (figure B.6), the Measurement Reporting procedure (Report A) is initiated always when the measured entity falls below the "Measurement Threshold 1" and stays there for the "Measurement Hysteresis Time" (T1 in figure B.6). If *Report Periodicity* IE is provided Node B shall also initiate Measurement Reporting procedure periodically. The periodic reporting continues although the measured entity rises above the "Measurement Threshold 1" and is terminated by the Report B.

When the Report A conditions have been met and the measured entity rises above the "Measurement Threshold 2" and stays there for the "Measurement Hysteresis Time" (T1) Measurement Reporting procedure (Report B) is initiated and the periodic reporting is terminated.

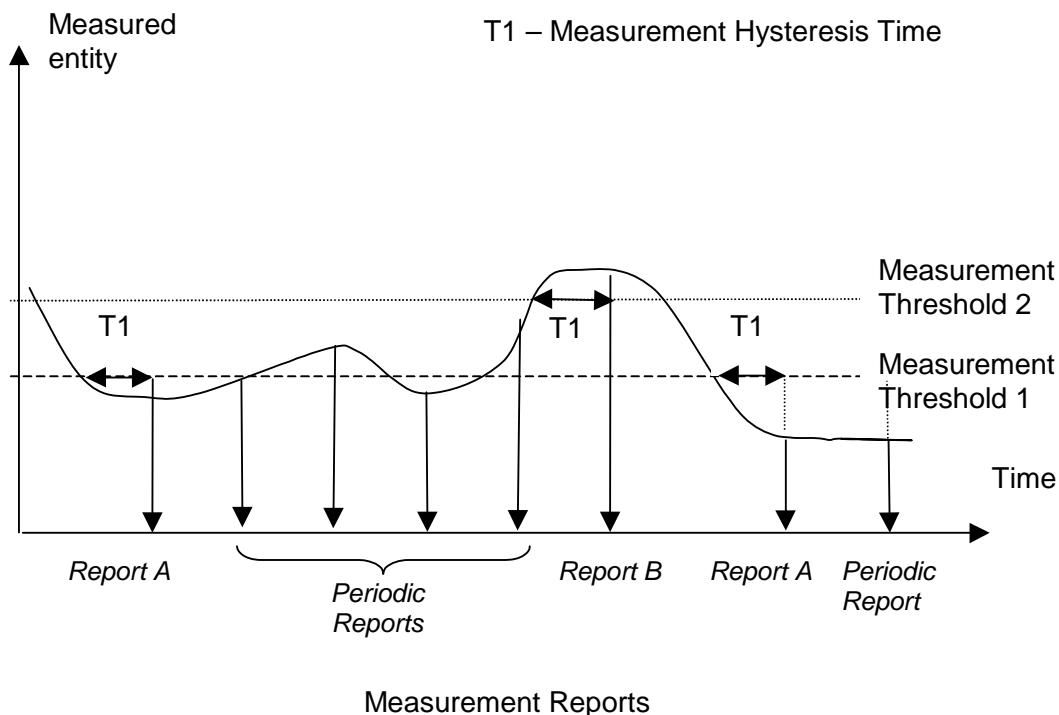


Figure B.6: Event F reporting with Hysteresis Time specified and Periodic Reporting requested

## Annex C (informative): Guidelines for Usage of the Criticality Diagnostics IE

### C.1 EXAMPLE MESSAGE Layout

Assume the following message format:

IE/Group Name	Presence	Range	IE Type and Reference	Semantics Description	Criticality	Assigned Criticality
Message Type	M				YES	reject
Transaction ID	M				–	
A	M				YES	reject
B	M				YES	reject
>E		1..<maxE>			EACH	ignore
>>F		1..<maxF>			–	
>>>G		0..3, ...			EACH	ignore
>>H		1..<maxH>			EACH	ignore
>>>G		0..3, ...			EACH	ignore and notify
>>G	M				YES	reject
>>J		1..<maxJ>			–	
>>>G		0..3, ...			EACH	reject
C	M				YES	reject
>K		1..<maxK>			EACH	ignore and notify
>>L		1..<maxL>			–	
>>>M	O				–	
D	M				YES	reject

Note 1. The IEs F, J, and L do not have assigned criticality. The IEs F, J, and L are consequently realised as the ASN.1 type SEQUENCE OF of "ordinary" ASN.1 type, e.g. INTEGER. On the other hand, the repeatable IEs with assigned criticality are realised as the ASN.1 type SEQUENCE OF of an IE object, e.g. ProtocolIE-Single-Container.

For the corresponding ASN.1 layout, see subclause C.4.

## C.2 Example on a Received EXAMPLE MESSAGE

Assume further more that a received message based on the above tabular format is according to the figure below.

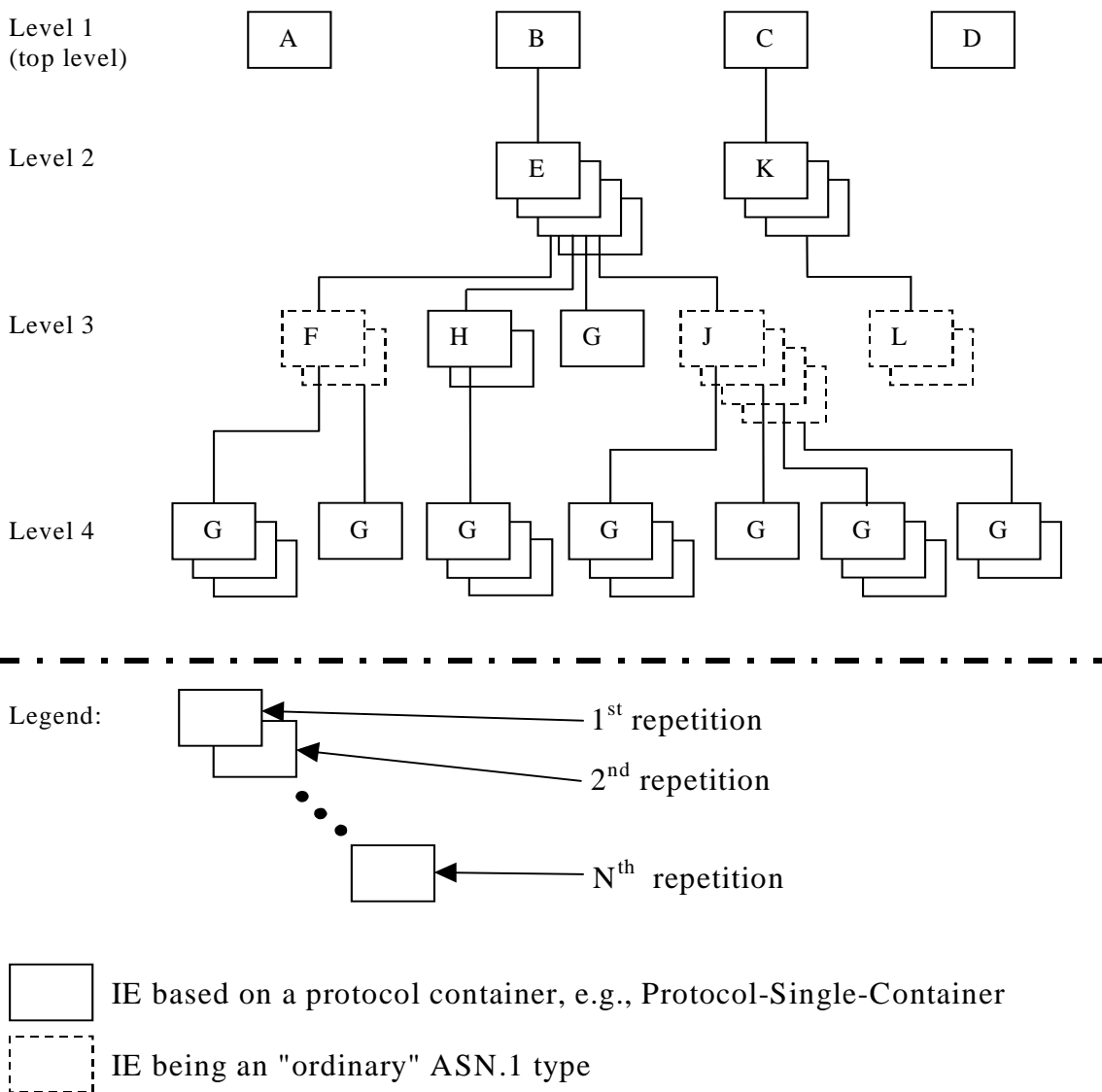
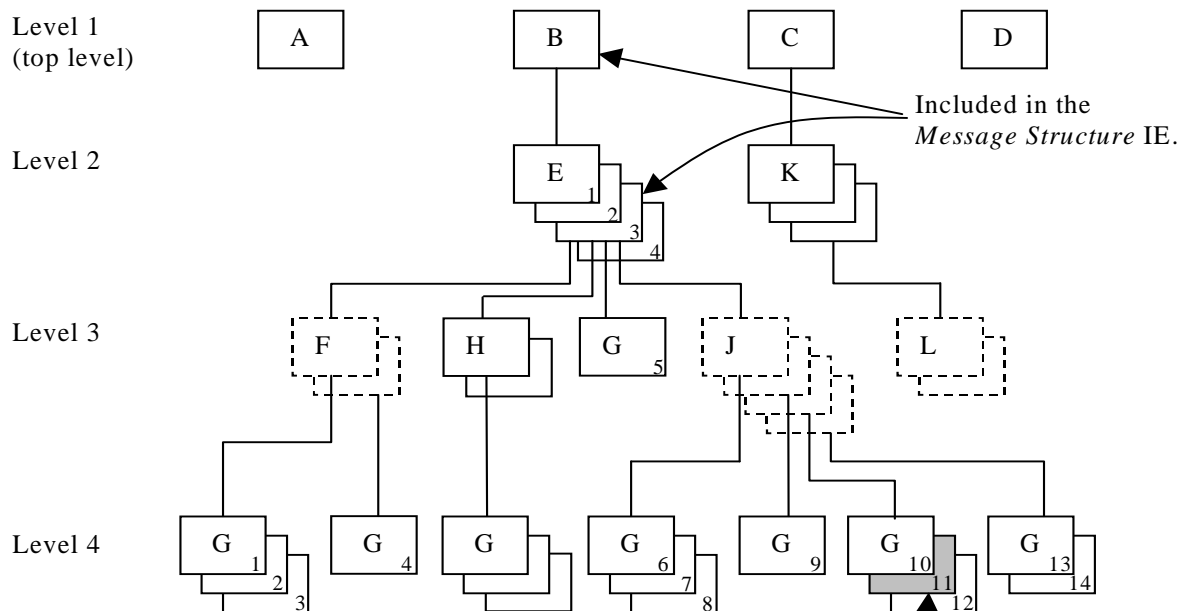


Figure C.1: Example of content of a received NBAP message based on the EXAMPLE MESSAGE



### C.3 Content of Criticality Diagnostics

#### C.3.1 Example 1



Included in the *Information Element Criticality Diagnostics* IE:

- a) *IE ID* IE
- b) *Repetition Number* IE

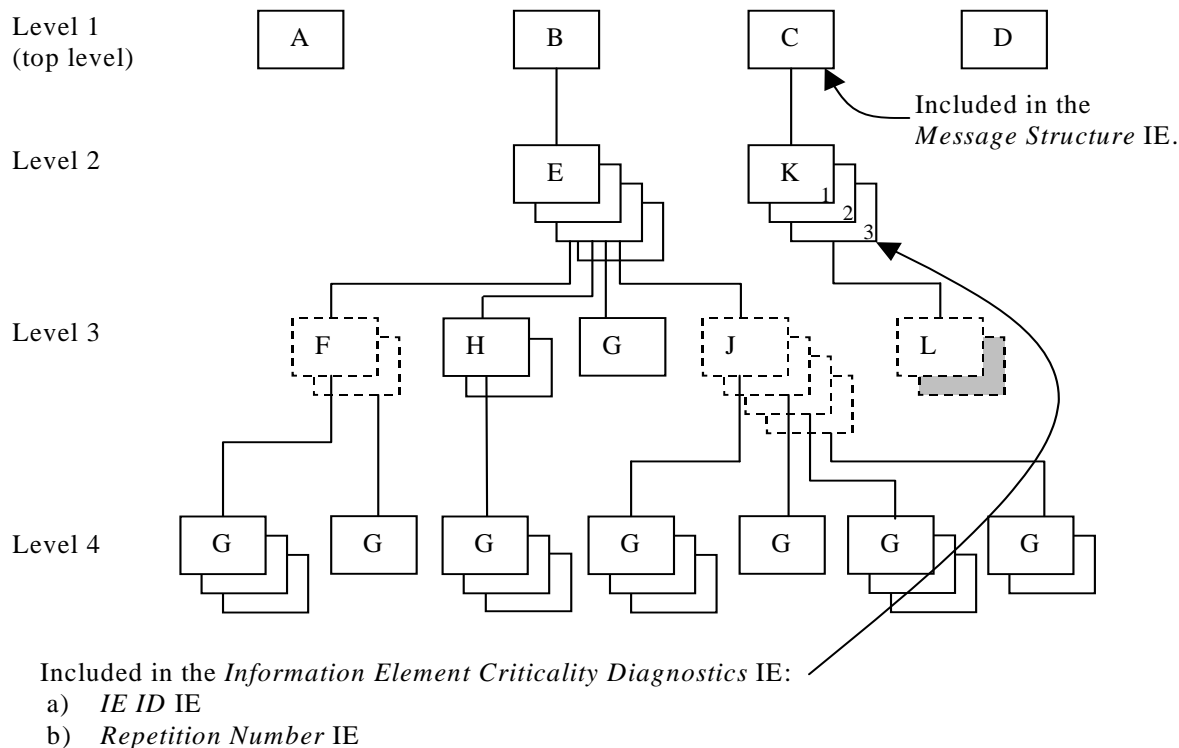
**Figure C.2: Example of a received NBAP message containing a not comprehended IE**

If there is an error within the instance marked as grey in the IE G in the IE J shown in the figure C.2 above, this will be reported within the *Information Element Criticality Diagnostics* IE within the *Criticality Diagnostics* IE as follows:

IE name	Value	Comment
IE Criticality	reject	Criticality for IE on the reported level, i.e. level 4.
IE ID	id-G	IE ID from the reported level, i.e. level 4.
Repetition Number	11	Repetition number on the reported level, i.e. level 4. (Since the IE E (level 2) is the lowest level included in the <i>Message Structure</i> IE this is the eleventh occurrence of IE G within the IE E (level 2).)
Type of Error	not understood	
<i>Message Structure, first repetition</i>		
>IE ID	id-B	IE ID from level 1.
<i>Message Structure, second repetition</i>		
>IE ID	id-E	IE ID from the lowest level above the reported level, i.e. level 2.
>Repetition Number	3	Repetition number from the lowest level above the reported level, i.e. level 2.

- Note 2. The IE J on level 3 cannot be included in the *Message Structure* IE since they have no criticality of their own.
- Note 3. The repetition number of the reported IE indicates the number of repetitions of IE G received up to the detected erroneous repetition, counting all occurrences of the IE G below the same instance of the previous level with assigned criticality (instance 3 of IE E on level 2).

### C.3.2 Example 2



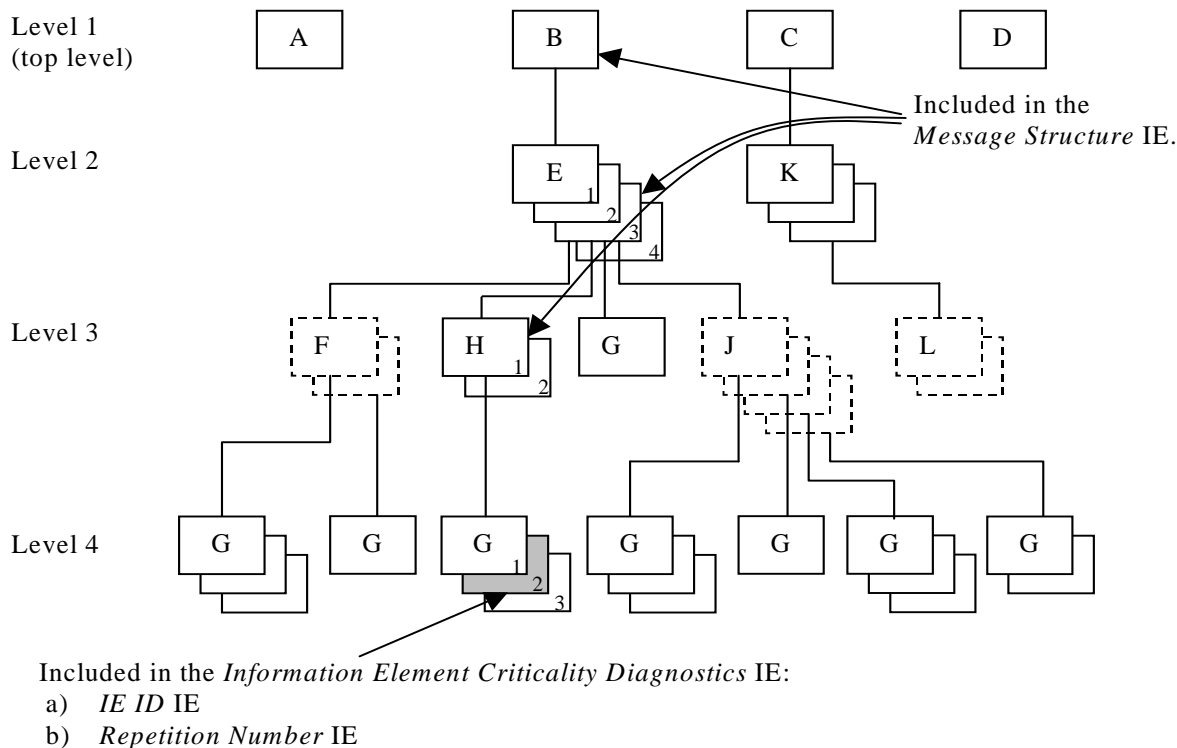
**Figure C.3: Example of a received NBAP message containing a not comprehended IE**

If there is an error within the second instance (marked as grey) in the sequence (IE L in the tabular format) on level 3 below IE K in the structure shown in the figure C.3 above, this will be reported within the *Information Element Criticality Diagnostics* IE within the *Criticality Diagnostics* IE as follows:

IE name	Value	Comment
IE Criticality	ignore and notify	Criticality for IE on the reported level, i.e. level 2.
IE ID	id-K	IE ID from the reported level, i.e. level 2.
Repetition Number	3	Repetition number on the reported level, i.e. level 2.
Type of Error	not understood	
<i>Message Structure, first repetition</i>		
>IE ID	id-C	IE ID from the lowest level above the reported level, i.e. level 1.

Note 4. The IE L on level 3 cannot be reported individually included in the *Message Structure* IE since it has no criticality of its own.

### C.3.3 Example 3



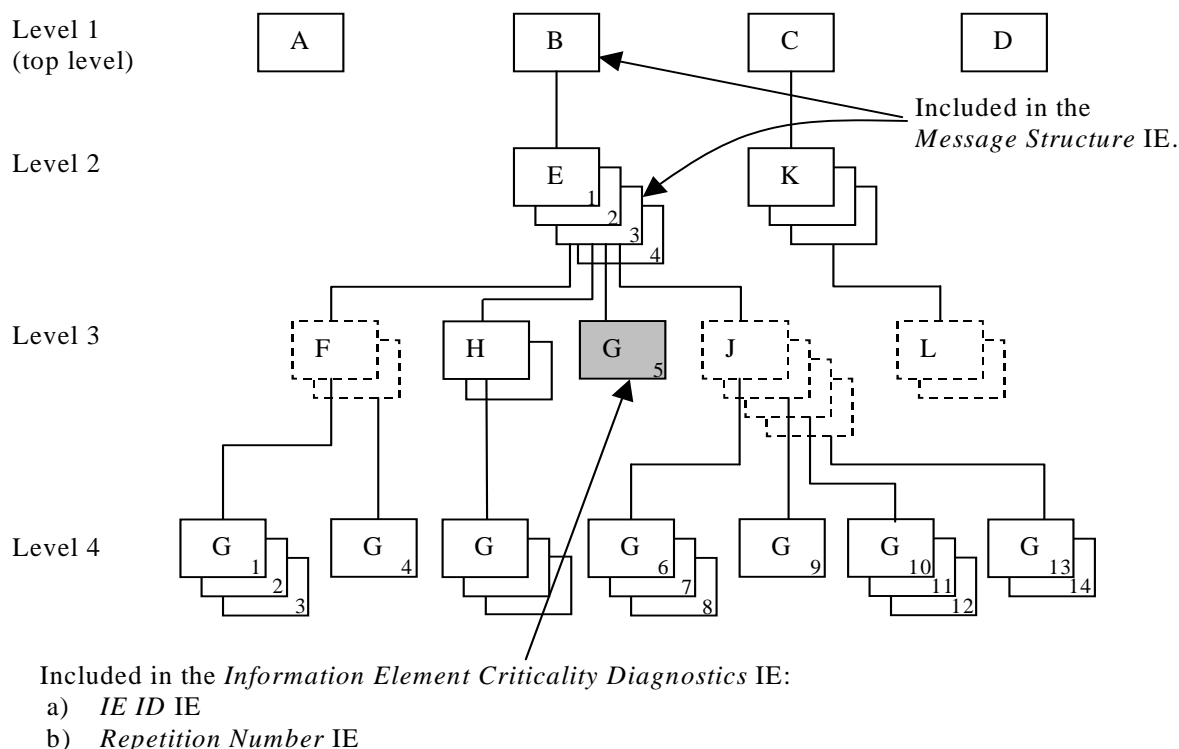
**Figure C.4: Example of a received NBAP message containing a not comprehended IE**

If there is an error within the instance marked as grey in the IE G in the IE H shown in the figure C.4 above, this will be reported within the *Information Element Criticality Diagnostics* IE within the *Criticality Diagnostics* IE as follows:

IE name	Value	Comment
IE Criticality	ignore and notify	Criticality for IE on the reported level, i.e. level 4.
IE ID	id-G	IE ID from the reported level, i.e. level 4.
Repetition Number	2	Repetition number on the reported level, i.e. level 4.
Type of Error	not understood	
<i>Message Structure, first repetition</i>		
>IE ID	id-B	IE ID from level 1.
<i>Message Structure, second repetition</i>		
>IE ID	id-E	IE ID from level 2.
>Repetition Number	3	Repetition number from level 2.
<i>Message Structure, third repetition</i>		
>IE ID	id-H	IE ID from the lowest level above the reported level, i.e. level 3.
>Repetition Number	1	Repetition number from the lowest level above the reported level, i.e. level 3.

Note 5. The repetition number of level 4 indicates the number of repetitions of IE G received up to the detected erroneous repetition, counted below the same instance of the previous level with assigned criticality (instance 1 of IE H on level 3).

### C.3.4 Example 4



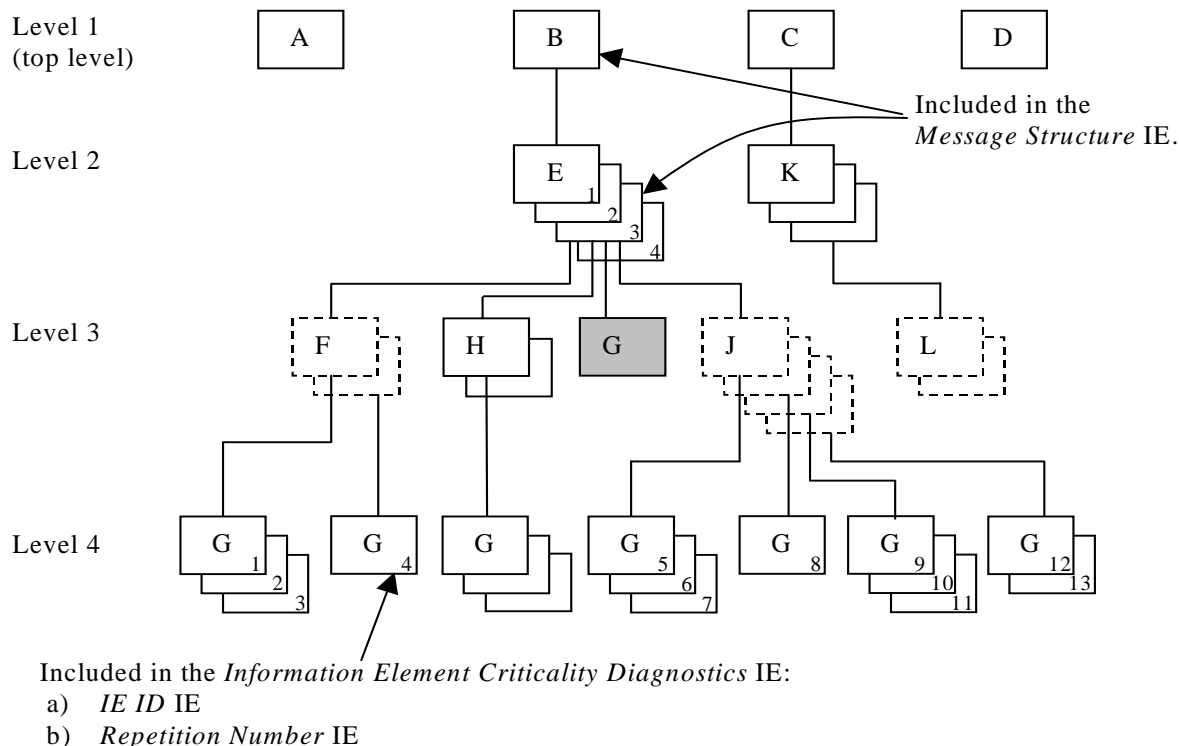
**Figure C.5: Example of a received NBAP message containing a not comprehended IE**

If there is an error within the instance marked as grey in the IE G in the IE E shown in the figure C.5 above, this will be reported within the *Information Element Criticality Diagnostics* IE within the *Criticality Diagnostics* IE as follows:

IE name	Value	Comment
IE Criticality	reject	Criticality for IE on the reported level, i.e. level 3.
IE ID	id-G	IE ID from the reported level, i.e. level 3.
Repetition Number	5	Repetition number on the reported level, i.e. level 3. (Since the IE E (level 2) is the lowest level included in the <i>Message Structure</i> IE this is the fifth occurrence of IE G within the IE E (level 2).
Type of Error	not understood	
<i>Message Structure, first repetition</i>		
>IE ID	id-B	IE ID from level 1.
<i>Message Structure, second repetition</i>		
>IE ID	id-E	IE ID from the lowest level above the reported level, i.e. level 2.
>Repetition Number	3	Repetition number from the lowest level above the reported level, i.e. level 2.

Note 6. The repetition number of the reported IE indicates the number of repetitions of IE G received up to the detected erroneous repetition, counting all occurrences of the IE G below the same instance of the previous level with assigned criticality (instance 3 of IE E on level 2).

### C.3.5 Example 5



**Figure C.6: Example of a received NBAP message with a missing IE**

If the instance marked as grey in the IE G in the IE E shown in the figure C.6 above, is missing this will be reported within the *Information Element Criticality Diagnostics* IE within the *Criticality Diagnostics* IE as follows:

IE name	Value	Comment
IE Criticality	reject	Criticality for IE on the reported level, i.e. level 3.
IE ID	id-G	IE ID from the reported level, i.e. level 3.
Repetition Number	4	Repetition number up to the missing IE on the reported level, i.e. level 3. (Since the IE E (level 2) is the lowest level included in the <i>Message Structure</i> IE there have been four occurrences of IE G within the IE E (level 2) up to the missing occurrence.
Type of Error	missing	
<i>Message Structure, first repetition</i>		
>IE ID	id-B	IE ID from level 1.
<i>Message Structure, second repetition</i>		
>IE ID	id-E	IE ID from the lowest level above the reported level, i.e. level 2.
>Repetition Number	3	Repetition number from the lowest level above the reported level, i.e. level 2.

Note 7. The repetition number of the reported IE indicates the number of repetitions of IE G received up to but not including the missing occurrence, counting all occurrences of the IE G below the same instance of the previous level with assigned criticality (instance 3 of IE E on level 2).

## C.4 ASN.1 of EXAMPLE MESSAGE

```

ExampleMessage ::= SEQUENCE {
    ProtocolIEs          ProtocolIE-Container    {{ExampleMessage-IEs}},
    ProtocolExtensions  ProtocolExtensionContainer {{ExampleMessage-Extensions}}  OPTIONAL,
    ...
}

ExampleMessage-IEs NBAP-PROTOCOL-IES ::= {
    { ID id-A    CRITICALITY reject  TYPE A  PRESENCE mandatory } |
    { ID id-B    CRITICALITY reject  TYPE B  PRESENCE mandatory } |
    { ID id-C    CRITICALITY reject  TYPE C  PRESENCE mandatory } |
    { ID id-D    CRITICALITY reject  TYPE D  PRESENCE mandatory } ,
    ...
}

B ::= SEQUENCE {
    e                E-List,
    iE-Extensions   ProtocolExtensionContainer { {B-ExtIEs} }  OPTIONAL,
    ...
}

B-ExtIEs NBAP-PROTOCOL-EXTENSION ::= {
    ...
}

E-List ::= SEQUENCE (SIZE (1..maxE)) OF ProtocolIE-Single-Container { {E-IEs} }

E-IEs NBAP-PROTOCOL-IES ::= {
    { ID id-E    CRITICALITY ignore  TYPE E  PRESENCE mandatory }
}

E ::= SEQUENCE {
    f                F-List,
    h                H-List,
    g                G-List1,
    j                J-List,
    iE-Extensions   ProtocolExtensionContainer { {E-ExtIEs} }  OPTIONAL,
    ...
}

E-ExtIEs NBAP-PROTOCOL-EXTENSION ::= {
    ...
}

F-List ::= SEQUENCE (SIZE (1..maxF)) OF F

F ::= SEQUENCE {
    g                G-List2 OPTIONAL,
    iE-Extensions   ProtocolExtensionContainer { {F-ExtIEs} }  OPTIONAL,
    ...
}

F-ExtIEs NBAP-PROTOCOL-EXTENSION ::= {
    ...
}

G-List2 ::= SEQUENCE (SIZE (1..3, ...)) OF ProtocolIE-Single-Container { {G2-IEs} }

G2-IEs NBAP-PROTOCOL-IES ::= {
    { ID id-G    CRITICALITY ignore  TYPE G  PRESENCE mandatory }
}

H-List ::= SEQUENCE (SIZE (1..maxH)) OF ProtocolIE-Single-Container { {H-IEs} }

H-IEs NBAP-PROTOCOL-IES ::= {
    { ID id-H    CRITICALITY ignore  TYPE H  PRESENCE mandatory }
}

H ::= SEQUENCE {
    g                G-List3 OPTIONAL,
    iE-Extensions   ProtocolExtensionContainer { {H-ExtIEs} }  OPTIONAL,
    ...
}

H-ExtIEs NBAP-PROTOCOL-EXTENSION ::= {

```

```

}
...
}
G-List3 ::= SEQUENCE (SIZE (1..3, ...)) OF ProtocolIE-Single-Container { {G3-IEs} }

G3-IEs NBAP-PROTOCOL-IES ::= {
  { ID id-G    CRITICALITY notify  TYPE G  PRESENCE mandatory }
}

G-List1 ::= ProtocolIE-Single-Container { {G1-IEs} }

G1-IEs NBAP-PROTOCOL-IES ::= {
  { ID id-G    CRITICALITY reject  TYPE G  PRESENCE mandatory }
}

J-List ::= SEQUENCE (SIZE (1..maxJ)) OF J

J ::= SEQUENCE {
  g          G-List4 OPTIONAL,
  iE-Extensions ProtocolExtensionContainer { {J-ExtIEs} } OPTIONAL,
  ...
}

J-ExtIEs NBAP-PROTOCOL-EXTENSION ::= {
  ...
}

G-List4 ::= SEQUENCE (SIZE (1..3, ...)) OF ProtocolIE-Single-Container { {G4-IEs} }

G4-IEs NBAP-PROTOCOL-IES ::= {
  { ID id-G    CRITICALITY reject  TYPE G  PRESENCE mandatory }
}

C ::= SEQUENCE {
  k          K-List,
  iE-Extensions ProtocolExtensionContainer { {C-ExtIEs} } OPTIONAL,
  ...
}

C-ExtIEs NBAP-PROTOCOL-EXTENSION ::= {
  ...
}

K-List ::= SEQUENCE (SIZE (1..maxK)) OF ProtocolIE-Single-Container { {K-IEs} }

K-IEs NBAP-PROTOCOL-IES ::= {
  { ID id-K    CRITICALITY notify  TYPE K  PRESENCE mandatory }
}

K ::= SEQUENCE {
  l          L-List,
  iE-Extensions ProtocolExtensionContainer { {K-ExtIEs} } OPTIONAL,
  ...
}

K-ExtIEs NBAP-PROTOCOL-EXTENSION ::= {
  ...
}

L-List ::= SEQUENCE (SIZE (1..maxL)) OF L

L ::= SEQUENCE {
  m          M OPTIONAL,
  iE-Extensions ProtocolExtensionContainer { {L-ExtIEs} } OPTIONAL,
  ...
}

L-ExtIEs NBAP-PROTOCOL-EXTENSION ::= {
  ...
}

ExampleMessage-Extensions NBAP-PROTOCOL-EXTENSION ::= {
  ...
}

```

## Annex D (normative): IB\_SG\_DATA Encoding

### D.1 Overall Description

There exist two variants for encoding *IB\_SG\_DATA* IE (see section 9.2.1.32), which are detailed in subsections below. To avoid incorrect transmission of System Information on Uu, the following behaviour is required:

- For each Iub, CRNC shall use the encoding variant supported by the Node B for the *IB\_SG\_DATA* IE (see section 9.2.1.32) when sending the SYSTEM INFORMATION UPDATE REQUEST message to the Node B. This is supported by configuration in the CRNC.

### D.2 IB\_SG\_DATA Encoding Variant 1

This variant corresponds to the algorithm, that ASN.1 length encoding for the conveyed SIB segment is performed by the RNC. Building of *IB\_SG\_DATA* segments involves two steps:

- 1) Segmentation of MIB/SIB/SB and
- 2) RRC encoding of the segments, which includes the PER encoding of the length in case of "SIB data variable".

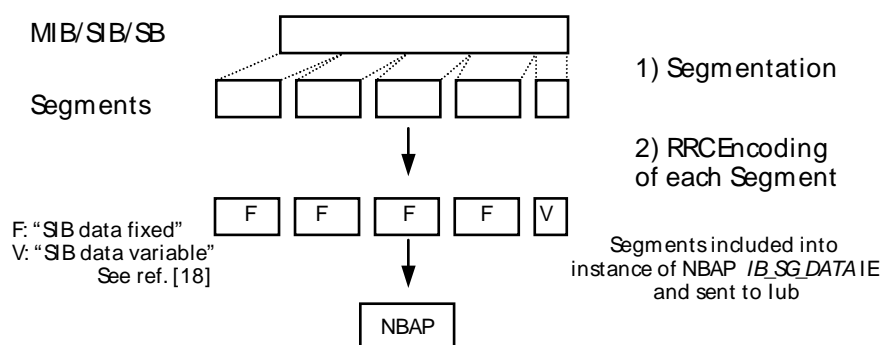
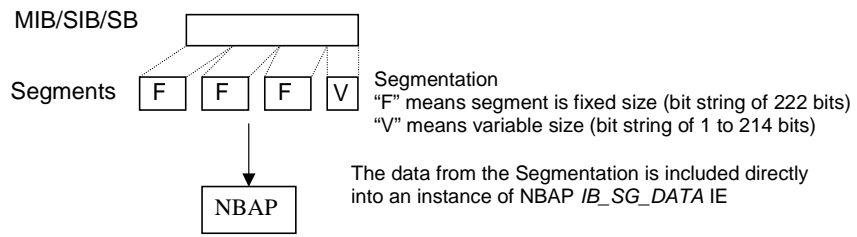


Figure D.1: The Building of Segments

### D.3 IB\_SG\_DATA Encoding Variant 2

This variant corresponds to the algorithm, that ASN.1 length encoding for the conveyed segment is not performed by the RNC. Segments are built in the CRNC by segmentation of a MIB/SIB/SB.





**Figure D.2: The Building of Segments**

## Annex E (informative): Change history

Change history					
TSG RAN#	Version	CR	Tdoc RAN	New Version	Subject/Comment
RAN_06	-	-	RP-99764	3.0.0	Approved at TSG RAN #6 and placed under Change Control
RAN_07	3.0.0	-	-	3.1.0	Approved at TSG RAN #7
RAN_08	3.1.0	-	RP-000250	3.2.0	Approved at TSG RAN #8
RAN_08	3.1.0	-	RP-000251	3.2.0	Approved at TSG RAN #8
RAN_08	3.1.0	-	RP-000252	3.2.0	Approved at TSG RAN #8
RAN_08	3.1.0	-	RP-000253	3.2.0	Approved at TSG RAN #8
RAN_09	3.2.0	165-189	RP-000386	3.3.0	Approved at TSG RAN #9
RAN_09	3.2.0	190-219	RP-000387	3.3.0	Approved at TSG RAN #9
RAN_09	3.2.0	221-246	RP-000388	3.3.0	Approved at TSG RAN #9
RAN_09	3.2.0	247-248	RP-000389	3.3.0	Approved at TSG RAN #9
RAN_10	3.3.0	250-324	RP-000627 RP-000628 RP-000630 RP-000697	3.4.0	Approved at TSG RAN #10
RAN_10	3.4.0			3.4.1	Correct of headers
RAN_11	3.4.1	325-388	RP-010125 RP-010126	3.5.0	Approved at TSG RAN #11

Change history							
Date	TSG #	TSG Doc.	CR	Rev	Subject/Comment	Old	New
March 01	11	RP-010160	373,387		Approved at TSG RAN #11 and placed under Change Control	-	4.0.0
March 01	11	RP-010166	361		Approved at TSG RAN #11 and placed under Change Control	-	4.0.0
March 01	11	RP-010159	372,374,381		Approved at TSG RAN #11 and placed under Change Control	-	4.0.0
March 01	11	RP-010164	358,359		Approved at TSG RAN #11 and placed under Change Control	-	4.0.0
March 01	11	RP-010167	362		Approved at TSG RAN #11 and placed under Change Control	-	4.0.0
06/2001	12	RP-010383	390,392,394,396,398,400,402,404,406		Approved at TSG RAN #12	4.0.0	4.1.0
06/2001	12	RP-010384	412,416,421,423,427,431,433,437,439,441		Approved at TSG RAN #12	4.0.0	4.1.0
06/2001	12	RP-010385	449,456,462,464,467		Approved at TSG RAN #12	4.0.0	4.1.0
06/2001	12	RP-010396	413,414,415,416,417,418,419,450,451,452,453,454,465		Approved at TSG RAN #12	4.0.0	4.1.0
09/2001	13	RP-010587	410	2	Ambiguity in CM handling	4.1.0	4.2.0
09/2001	13	RP-010587	472		Correction to Information Block Deletion	4.1.0	4.2.0
09/2001	13	RP-010587	476		Clarification of the AICH power	4.1.0	4.2.0
09/2001	13	RP-010587	479	1	Transport bearer replacement clarification	4.1.0	4.2.0
09/2001	13	RP-010587	481	1	Corrections to the PDSCH Code Mapping IE	4.1.0	4.2.0
09/2001	13	RP-010587	484	1	Correction to the handling of DL Code Information in RL Reconfiguration procedures	4.1.0	4.2.0
09/2001	13	RP-010587	485	1	Correction to the Error handling of the ERROR INDICATION message	4.1.0	4.2.0
09/2001	13	RP-010587	486		Correct max Codes discrepancy between tabular and ASN.1	4.1.0	4.2.0
09/2001	13	RP-010587	488		S-CCPCH Corrections for TDD	4.1.0	4.2.0
09/2001	13	RP-010587	491	1	Nbap criticality	4.1.0	4.2.0
09/2001	13	RP-010588	500	1	Clarification of Abnormal Conditions/Unsuccessful Operation	4.1.0	4.2.0
09/2001	13	RP-010588	504		Error handling of erroneously present conditional IEs	4.1.0	4.2.0
09/2001	13	RP-010588	507	1	Correction for maxNrOfCPCCHs	4.1.0	4.2.0
09/2001	13	RP-010588	509	1	Correction for N_EOT	4.1.0	4.2.0
09/2001	13	RP-010588	513		Bitstrings ordering	4.1.0	4.2.0
09/2001	13	RP-010588	517		Mapping of TFCS to TFCI	4.1.0	4.2.0
09/2001	13	RP-010588	519		Correction of implementation of RAN#12 CRs	4.1.0	4.2.0
09/2001	13	RP-010588	521		TDD Channelisation code range definition	4.1.0	4.2.0
09/2001	13	RP-010588	524	1	Clarification of chapter 10	4.1.0	4.2.0
09/2001	13	RP-010588	526		Clarification of use of Diversity Control Indicator	4.1.0	4.2.0
09/2001	13	RP-010588	528	3	Clarification of coordinated DCHs	4.1.0	4.2.0
09/2001	13	RP-010599	468	2	Allowed Combinations of Dedicated Measurement Type and the Reporting Characteristics Type	4.1.0	4.2.0
09/2001	13	RP-010599	470		Support of 8PSK modulation for LCR TDD	4.1.0	4.2.0
09/2001	13	RP-010599	473		DPC Mode in Radio Link Addition procedure	4.1.0	4.2.0
09/2001	13	RP-010599	475		Correction on NBAP function	4.1.0	4.2.0
09/2001	13	RP-010599	498	1	Adding protocol container in CHOICE type IE	4.1.0	4.2.0
09/2001	13	RP-010599	501	1	Clarification of Abnormal Conditions/Unsuccessful Operation	4.1.0	4.2.0
09/2001	13	RP-010599	515	1	Corrections to position reporting	4.1.0	4.2.0
09/2001	13	RP-010599	518	2	CR to 25.433 v4.1.0: RX timing deviation as dedicated measurement for 1.28Mcps TDD	4.1.0	4.2.0

09/2001	13	RP-010599	522	1	Clarification on the Time Slot LCR	4.1.0	4.2.0
10/2001	-	-	-	-	Editorial correction to correct the header	4.2.0	4.2.1
12/2001	14	RP-010897	530	2	CR on Priority range	4.2.1	4.3.0
12/2001	14	RP-010862	534		Bitstrings ordering	4.2.1	4.3.0
12/2001	14	RP-010862	536		Added UTRAN modes in the IE Type and Reference and Semantics Description in IEs in NBAP messages	4.2.1	4.3.0
12/2001	14	RP-010862	538		Alignment to RAN4 spec for Transmitted Code Power Measurement	4.2.1	4.3.0
12/2001	14	RP-010862	540		Correction the Clause 10 Error Handling	4.2.1	4.3.0
12/2001	14	RP-010862	542		Clarification of TrCh Ordering in TFCS	4.2.1	4.3.0
12/2001	14	RP-010862	544		Addition of SIB15.4 and SIB18 to tabular	4.2.1	4.3.0
12/2001	14	RP-010862	550		Transmit Diversity for TDD	4.2.1	4.3.0
12/2001	14	RP-010862	552		Clarification for the definition of the ASN.1 constants	4.2.1	4.3.0
12/2001	14	RP-010862	559	1	Terminology Corrections	4.2.1	4.3.0
12/2001	14	RP-010863	560	1	Rel-4 specific terminology corrections	4.2.1	4.3.0
12/2001	14	RP-010863	562		Procedure Code Criticality in Error Indication	4.2.1	4.3.0
12/2001	14	RP-010863	565		Clarification for the Power Adjustment Type IE in the DL POWER CONTROL REQUEST message	4.2.1	4.3.0
12/2001	14	RP-010863	567	1	Forward Compatibility for DL Power Balancing	4.2.1	4.3.0
12/2001	14	RP-010863	569		Reconfiguration clarification	4.2.1	4.3.0
12/2001	14	RP-010863	571	2	Addition of amendment to clarify the PER encoding of bitstrings	4.2.1	4.3.0
12/2001	14	RP-010863	575	2	Transport Bearer replacement clarification for the DSCH case	4.2.1	4.3.0
12/2001	14	RP-010863	577		Clarification of the Transaction ID	4.2.1	4.3.0
12/2001	14	RP-010863	579	1	CPCH-related corrections	4.2.1	4.3.0
12/2001	14	RP-010863	582		Correction of S field length	4.2.1	4.3.0
12/2001	14	RP-010874	546	1	Correction of drift rate resolution	4.2.1	4.3.0
12/2001	14	RP-010874	547		Cell Parameter ID IE definition for 1.28Mcps TDD	4.2.1	4.3.0
12/2001	14	RP-010874	548		Amendment of the RADIO LINK ADDITION RESPONSE TDD message for LCR TDD	4.2.1	4.3.0
12/2001	14	RP-010874	580	2	SFN-SFN quality indication	4.2.1	4.3.0
12/2001	14	RP-010912	545	1	Correction to SFN-SFN Observed Time Difference Measurement report mapping	4.2.1	4.3.0
03/2002	15	RP-020174	591	1	Incorrect Physical Shared Channel TDD Procedure definition in ASN.1	4.3.0	4.4.0
03/2002	15	RP-020174	593		Removal of criticality information for Transaction ID in the ERROR INDICATION message	4.3.0	4.4.0
03/2002	15	RP-020174	600		Clarification to measurement unit at Higher Layer Filtering.	4.3.0	4.4.0
03/2002	15	RP-020174	605		Correction of the Limited Power Increase in Synchronised Radio Link Reconfiguration Preparation	4.3.0	4.4.0
03/2002	15	RP-020174	623	1	Correction to physical channels which SCTD can be applied (lub)	4.3.0	4.4.0
03/2002	15	RP-020182	585	1	Corrections to the Information Exchange Initiation procedure	4.3.0	4.4.0
03/2002	15	RP-020182	586	1	Correction to UE position measurements quality and threshold information	4.3.0	4.4.0
03/2002	15	RP-020182	587	1	Correction to UE position measurements change and deviation limit formulas	4.3.0	4.4.0
03/2002	15	RP-020182	601	1	Modification of the T_utran-gps length	4.3.0	4.4.0
03/2002	15	RP-020182	606		Amendment of the COMMON MEASUREMENT INITIATION REQUEST message	4.3.0	4.4.0
03/2002	15	RP-020182	609	1	ASN.1 and tabular amendments for LCR TDD	4.3.0	4.4.0
03/2002	15	RP-020182	610		Midamble shift LCR in the PHYSICAL SAHRED SCHANNEL RECONFIGURATION REQUEST [TDD] message	4.3.0	4.4.0
03/2002	15	RP-020182	617		NBAP Rapporteur corrections	4.3.0	4.4.0
03/2002	15	RP-020231	628	2	Removing of channel coding option "no coding" for FDD	4.3.0	4.4.0
03/2002	15	RP-020188	425	4	DL Power Capability as a shared resource between Cells	4.4.0	5.0.0
03/2002	15	RP-020188	496	4	Power Balancing Activation with Radio Link Setup and Radio Link Addition procedures in NBAP	4.4.0	5.0.0
03/2002	15	RP-020188	497	3	Power Balancing Restart with Radio Link Reconfiguration procedure in NBAP	4.4.0	5.0.0
03/2002	15	RP-020188	502	2	Initial DL Power After addition of CCTrCH in Synchronized Reconfiguration	4.4.0	5.0.0
03/2002	15	RP-020194	583		NBAP Signalling support for flexible hard split	4.4.0	5.0.0
03/2002	15	RP-020193	584	3	Add IPDL parameters for LCR TDD in CELL SETUP REQUEST and CELL RECONFIGURATION REQUEST in NBAP message.	4.4.0	5.0.0
03/2002	15	RP-020198	588	1	Re-arrangement of lub Transport Bearers	4.4.0	5.0.0
03/2002	15	RP-020190	589	2	HSDPA NBAP Common Procedure Modifications	4.4.0	5.0.0

03/2002	15	RP-020189	597	2	Introduction of IP Transport option in UTRAN	4.4.0	5.0.0
03/2002	15	RP-020188	598		Introduction separate max PDSCH power limitation	4.4.0	5.0.0
03/2002	15	RP-020199	602	2	Separation of Resource Reservation and Radio Link Activation	4.4.0	5.0.0
03/2002	15	RP-020196	603		Introduction of RL Timing Adjustment support	4.4.0	5.0.0
03/2002	15	RP-020193	607	1	Introduction of the Neighbouring TDD Cell Measurement Information LCR	4.4.0	5.0.0
03/2002	15	RP-020191	608	2	Node B synchronisation for 1.28Mcps TDD	4.4.0	5.0.0
03/2002	15	RP-020190	612	3	HSDPA RL-Level Signalling for TDD & FDD	4.4.0	5.0.0
03/2002	15	RP-020193	613	1	Introduction of Angle of Arrival enhanced UE positioning for 1.28Mcps TDD in NBAP	4.4.0	5.0.0
03/2002	15	RP-020194	626		NBAP changes for TFCI power control in DSCH hard split mode	4.4.0	5.0.0
06/2002	16	RP-020412	595	3	Introduction of Qth signalling in UTRAN	5.0.0	5.1.0
06/2002	16	RP-020412	633		Criticality Information Decoding Failure Handling	5.0.0	5.1.0
06/2002	16	RP-020412	636	1	Alignment of tabular and ASN.1 coding for DL power	5.0.0	5.1.0
06/2002	16	RP-020412	639	1	Correction to RL Restore Indication	5.0.0	5.1.0
06/2002	16	RP-020412	648		Use of PDSCH RL ID for TDD DSCH/USCH	5.0.0	5.1.0
06/2002	16	RP-020412	652		Clarification on the Neighboring TDD Cell Measurement information	5.0.0	5.1.0
06/2002	16	RP-020412	654		Introduction of SIB	5.0.0	5.1.0
06/2002	16	RP-020412	655		Removal of syntax errors from ASN.1	5.0.0	5.1.0
06/2002	16	RP-020412	656		Interaction between HSDPA and IP transport in UTRAN	5.0.0	5.1.0
06/2002	16	RP-020412	658	1	Interaction between HSDPA and Bearer Re-arrangement	5.0.0	5.1.0
06/2002	16	RP-020412	659		Correction to Implementation of Rel-5	5.0.0	5.1.0
06/2002	16	RP-020412	662		Correction to the use of the CFN IE / SFN IE in the Measurement Initiation procedures	5.0.0	5.1.0
06/2002	16	RP-020412	665		TFCI 0 definition for TDD	5.0.0	5.1.0
06/2002	16	RP-020412	670	1	NBAP Review – Alignment on the ASN.1	5.0.0	5.1.0
06/2002	16	RP-020412	672	1	NBAP Review Alignment of the ASN.1	5.0.0	5.1.0

06/2002	16	RP-020412	675		Definition of quality figures for SFN-SFN and Tutan-gps measurement value information	5.0.0	5.1.0
06/2002	16	RP-020412	686	1	Clarification for the usage of the cause value	5.0.0	5.1.0
06/2002	16	RP-020412	693	2	HS-DSCH Initial credits F	5.0.0	5.1.0
06/2002	16	RP-020412	698	1	TFCI2 bearer clarification	5.0.0	5.1.0
09/2002	17	RP-020612	706		WG4 Reference Corrections	5.1.0	5.2.0
09/2002	17	RP-020614	708		Rx Timing Deviation (TDD) corrections	5.1.0	5.2.0
09/2002	17	RP-020616	710		Clarification on the Common Measurement Reporting procedure	5.1.0	5.2.0
09/2002	17	RP-020628	711	1	Correction of HSDPA Common Configuration	5.1.0	5.2.0
09/2002	17	RP-020628	712		TFCI2 Bearer correction for IP transport	5.1.0	5.2.0
09/2002	17	RP-020628	686	1	Partial dedicated measurement reporting	5.1.0	5.2.0
09/2002	17	RP-020647	713	3	CQI and ACK/NACK Repetition Factor and Power Offset and k-value	5.1.0	5.2.0
09/2002	17	RP-020622	714		Change of Maximum Number of HS-SCCH Codes	5.1.0	5.2.0
09/2002	17	RP-020618	715	1	Clarification for the initial power of the power balancing (Pinit)	5.1.0	5.2.0
09/2002	17	RP-020619	716		Removal of BLER for HS-DSCH	5.1.0	5.2.0
09/2002	17	RP-020617	717	1	Correction for inconsistency in length of TFCI field 3	5.1.0	5.2.0
09/2002	17	RP-020629	514		One possible invisible implementation for UTRAN pure systems of GERAN specific LCS change in RANAP	5.1.0	5.2.0
09/2002	17	RP-020589	721	1	Replacing all occurrences of $P_{SIR}(k)$ by $P_{curr}$ in 25.423	5.1.0	5.2.0
09/2002	17	RP-020623	725	1	RL Parameter Update Procedure	5.1.0	5.2.0
09/2002	17	RP-020630	727	2	IP_offset correction	5.1.0	5.2.0
09/2002	17	RP-020613	729	2	Uplink Synchronisation in 1.28Mcps TDD	5.1.0	5.2.0
09/2002	17	RP-020609	733	2	Modification of PICH Parameters LCR TDD	5.1.0	5.2.0
09/2002	17	RP-020604	739	1	Handling of conflicting specification text	5.1.0	5.2.0
09/2002	17	RP-020609	741	1	Correction to the specification of Optional IEs	5.1.0	5.2.0
12/2002	18	RP-020754	747		Alignment of Error Indication procedure text to the latest RNSAP	5.2.0	5.3.0
12/2002	18	RP-020758	749		Add UL SIR_target for Unsynchronized RL Reconfiguration in 1.28Mcps TDD	5.2.0	5.3.0
12/2002	18	RP-020757	751		Correction to RX Timing Deviation LCR value range	5.2.0	5.3.0
12/2002	18	RP-020759	753	2	Slot Format for 1.28Mcps TDD	5.2.0	5.3.0
12/2002	18	RP-020754	755		SYNC_DL_Code ID for 1.28Mcps TDD	5.2.0	5.3.0
12/2002	18	RP-020773	756	1	Measurement power offset signalling for HSDPA	5.2.0	5.3.0
12/2002	18	RP-020768	757		Power offset values for HS-DPCCH	5.2.0	5.3.0
12/2002	18	RP-020855	764	3	MAC-hs Window Size	5.2.0	5.3.0
12/2002	18	RP-020754	767	1	Clarification on the Minimum Spreading Factor for TDD	5.2.0	5.3.0
12/2002	18	RP-020767	770	1	Addition of the second TDD Channelisation Code of HS-SCCH for the 1.28Mcps TDD option.	5.2.0	5.3.0
12/2002	18	RP-020765	772	1	Clarification of the usage of HS-DSCH-RNTI	5.2.0	5.3.0
12/2002	18	RP-020754	780		Clarification to RACH for 1.28Mcps TDD	5.2.0	5.3.0
12/2002	18	RP-020763	781		Correction for the definition of the MAC-hs Reordering Buffer Size IE	5.2.0	5.3.0
12/2002	18	RP-020766	782		Clarification for the inclusion of the DL Power Balancing Updated Indicator IE	5.2.0	5.3.0
12/2002	18	RP-020744	785		Correction for the DL DPDCH transmission	5.2.0	5.3.0
03/2003	19	RP-030068	791		Clarification to DL Power definition for TDD	5.3.0	5.4.0
03/2003	19	RP-030077	792	3	Correction to DL Tx Power for TDD	5.3.0	5.4.0
03/2003	19	RP-030072	794		TPC Step Size for TDD	5.3.0	5.4.0
03/2003	19	RP-030069	796		Clarification to 2nd Interleaving Mode for TDD	5.3.0	5.4.0
03/2003	19	RP-030063	797	2	HS-PDSCH Code and Timeslot Resource Assignment for TDD	5.3.0	5.4.0
03/2003	19	RP-030078	798	1	HS-PDSCH NBAP Corrections for TDD	5.3.0	5.4.0
03/2003	19	RP-030073	800	1	Clarification of HS-SCCH power offset usage in case of multiple HS-SCCHs	5.3.0	5.4.0
03/2003	19	RP-030081	801	1	HS-DSCH: addition of non-HS-DSCH power measurement	5.3.0	5.4.0
03/2003	19	RP-030080	803	1	Measurement for HS-SICH Outer Loop Power Control	5.3.0	5.4.0
03/2003	19	RP-030082	806	1	Corrections to Channelisation Code TFCI Mapping for TDD	5.3.0	5.4.0
03/2003	19	RP-030070	808		Correction for the Information Exchange Initiation procedure	5.3.0	5.4.0
03/2003	19	RP-030074	809	1	T1 signalling for HSDPA	5.3.0	5.4.0
03/2003	19	RP-030071	811		Midamble Configuration for Midamble Shift LCR	5.3.0	5.4.0
03/2003	19	RP-030066	818		Corrections to DCH Combining in RL SETUP and RL ADDITION	5.3.0	5.4.0
03/2003	19	RP-030059	823		Correction of PRACH Midamble for 1.28Mcps TDD	5.3.0	5.4.0
03/2003	19	RP-030076	827	2	Guaranteed Bit Rate for HSDPA	5.3.0	5.4.0
06/2003	20	RP-030332	833		Alignment of TDD HSDPA parameters for RAN2 and RAN 1.	5.4.0	5.5.0
06/2003	20	RP-030278	834		Non HSDPA Code Power Measurement for TDD	5.4.0	5.5.0
06/2003	20	RP-030333	835		HSDPA General Corrections	5.4.0	5.5.0
06/2003	20	RP-030320	840		Alignment of maximum HS DSCH code numbers to 25.211	5.4.0	5.5.0
06/2003	20	RP-030320	841		Correction in the tabular format of the CELL SYNCHRONISATION REPORT [TDD] message	5.4.0	5.5.0
06/2003	20	RP-030320	842		Clarification of optional IEs for Node B synchronisation for LCR TDD	5.4.0	5.5.0
06/2003	20	RP-030334	843		TDD Channelisation Code LCR correction for HSDPA	5.4.0	5.5.0
06/2003	20	RP-030325	845		GPS trigger condition	5.4.0	5.5.0

06/2003	20	RP-030329	850	1	HS-SCCH Change Indicator	5.4.0	5.5.0
06/2003	20	RP-030335	854		Correction to HARQ Memory Partitioning	5.4.0	5.5.0
06/2003	20	RP-030337	855		Correction for the value range of 'CQI Feedback cycle, k'	5.4.0	5.5.0
06/2003	20	RP-030336	856	1	Clarification for the handling of the HS-DSCH	5.4.0	5.5.0
06/2003	20	RP-030320	857	1	Clarification of SCCPCH maximum power for TDD	5.4.0	5.5.0
06/2003	20	RP-030328	859	2	Resource handling of HS-DSCH Guaranteed Bit Rate	5.4.0	5.5.0
06/2003	20	RP-030324	862		Alignment of the Requested Data Value Information IE description	5.4.0	5.5.0
06/2003	20	RP-030320	865		HS-SCCH Code deletion/replacement with Physical Shared Channel Reconfiguration	5.4.0	5.5.0
06/2003	20	RP-030326	867		Correction of Failure message used for logical errors	5.4.0	5.5.0
09/2003	21	RP-030451	868	2	Discard timer signalling for HSDPA	5.5.0	5.6.0
09/2003	21	RP-030452	869	1	Phase Reference Signalling Support	5.5.0	5.6.0
09/2003	21	RP-030449	874	2	HS-DSCH Priority Queue to Modify	5.5.0	5.6.0
09/2003	21	RP-030536	875	2	MAC-hs Reordering Buffer Size	5.5.0	5.6.0
09/2003	21	RP-030441	876	1	Correction of HS-SCCH Code IE	5.5.0	5.6.0
09/2003	21	RP-030441	877	1	Power configuration of PDSCH for TDD	5.5.0	5.6.0
09/2003	21	RP-030443	881		Corrections to Tx Diversity	5.5.0	5.6.0
09/2003	21	RP-030444	884		'On Modification' and 'Periodic' reporting alignment for Information Exchange procedures	5.5.0	5.6.0
09/2003	21	RP-030445	886		Alignment of title and sub-clause text of chapter 10.3.4.2	5.5.0	5.6.0
09/2003	21	RP-030446	887	1	Removal of the note in chapter 10	5.5.0	5.6.0
09/2003	21	RP-030441	888	1	Correction for the start code number of HS-PDSCH	5.5.0	5.6.0
09/2003	21	RP-030447	890	2	Coordination with RRC about the TFS of DL DCH for HS-DSCH	5.5.0	5.6.0
09/2003	21	RP-030453	893	2	HS-DSCH information usage description correction	5.5.0	5.6.0
09/2003	21	RP-030441	894		Correction of CR 609 implementation error on definition of end of audit sequence indicator and dwPCH power	5.5.0	5.6.0
09/2003	21	RP-030441	898	2	Clarification to the Constant Value for TDD	5.5.0	5.6.0
12/2003	22	RP-030674	900	1	Correction of wrong number in GPS Timing calculation	5.6.0	5.7.0
12/2003	22	RP-030687	901		Correction for the HS-DSCH Initial Capacity Allocation	5.6.0	5.7.0
12/2003	22	RP-030688	902		Correction of Backward Compatibility for Uni-directional DCH indicator	5.6.0	5.7.0
12/2003	22	RP-030692	903		Reconfiguration of Multiple Radio Links in TDD	5.6.0	5.7.0
12/2003	22	RP-030693	904		The usage of the MAC-hs Reordering Buffer Size	5.6.0	5.7.0
12/2003	22	RP-030679	907		Correction for the Dedicated Measurement procedure with all Node B Communication Context	5.6.0	5.7.0
12/2003	22	RP-030674	913		Correction of the repetition name for 1.28Mcps TDD in the RADIO LINK RECONFIGURATION PREPARE TDD message	5.6.0	5.7.0
12/2003	22	RP-030674	915	1	Correction of Node B synchronisation procedures	5.6.0	5.7.0
12/2003	22	RP-030674	917		Correction of the Protocol IE-Single-Containers in ASN.1 for TDD	5.6.0	5.7.0
12/2003	22	RP-030674	919		ASN.1 corrections for 1.28Mcps TDD	5.6.0	5.7.0
12/2003	22	RP-030679	920	1	TDD-Review Corrections for NBAP Rel-5	5.6.0	5.7.0
12/2003	22	RP-030691	921	1	Range Extension for GPS Almanac Reporting	5.6.0	5.7.0
12/2003	22	RP-030713	925	2	'Explicit HARQ Memory Partitioning Clarification'	5.6.0	5.7.0
12/2003	22	RP-030674	927		Clarification of Timing advance applied for 1.28Mcps TDD	5.6.0	5.7.0
12/2003	22	RP-030684	931	1	Removal of the ambiguity about the activation time	5.6.0	5.7.0
12/2003	22	RP-030679	933		Ambiguity of the activation time of the Physical Shared CH Reconfiguration	5.6.0	5.7.0
12/2003	22	RP-030690	937	1	Correction to Addition of HS-DSCH MAC-d Flows	5.6.0	5.7.0
12/2003	22	RP-030679	938	1	Resource Status Indication and Audit for HSDPA	5.6.0	5.7.0
12/2003	22	RP-030695	939	1	Unsynchronised RL Reconfiguration for HSDPA	5.6.0	5.7.0
12/2003	22	RP-030694	940	2	TNL QoS for uplink IP traffic	5.6.0	5.7.0
12/2003	22	RP-030689	941		Correction of Transmission Gap Pattern Sequence Information	5.6.0	5.7.0
12/2003	22	RP-030679	945	2	NBAP Review	5.6.0	5.7.0
12/2003	22	RP-030679	946	1	Correction to Physical Shared Channel Reconfiguration for HSDPA	5.6.0	5.7.0
12/2003	22	RP-030679	947	1	Correction to Common Measurements for HSDPA	5.6.0	5.7.0
12/2003	22	RP-030683	949		Information Exchange Initiation behavior correction	5.6.0	5.7.0
12/2003	22	RP-030674	951		Extension of <i>Requested Data Value</i> IE	5.6.0	5.7.0
12/2003	22	RP-030726	935	2	Signalling Support for Beamforming Enhancement	5.7.0	6.0.0
03/2004	23	RP-040088	952		Interference measurement in UpPTS for 1.28Mcps TDD	6.0.0	6.1.0
03/2004	23	RP-040071	954	1	Enabling of closed loop transmit diversity in TDD mode	6.0.0	6.1.0
03/2004	23	RP-040071	956		Correction of Reconfiguration of Multiple Radio Links in TDD	6.0.0	6.1.0
03/2004	23	RP-040065	960		Corrections for HS-DSCH Configuration Signalling	6.0.0	6.1.0
03/2004	23	RP-040066	962	1	Priority Queue ID for HSDPA	6.0.0	6.1.0
03/2004	23	RP-040071	968	1	Correction of the Dedicated Measurement Initiation procedure with 'All NBCC'	6.0.0	6.1.0
03/2004	23	RP-040058	972	1	NBAP ASN.1 Corrections for the CELL SYNCHRONISATION RECONFIGURATION REQUEST TDD message	6.0.0	6.1.0
03/2004	23	RP-040071	974		NBAP Corrections for TDD	6.0.0	6.1.0
03/2004	23	RP-040068	978		Extension of the range of PCCPCH RSCP	6.0.0	6.1.0
03/2004	23	RP-040069	980		Introduce the description of AOA measurement in the Allowed Combinations of Dedicated Measurement	6.0.0	6.1.0
03/2004	23	RP-040067	983		Correction Related to HS-DSCH Information Response	6.0.0	6.1.0

03/2004	23	RP-040071	985		Correction to HS-SCCH Code Range	6.0.0	6.1.0
03/2004	23	RP-040064	987		Setting of TGPSI	6.0.0	6.1.0
06/2004	24	RP-040176	991	1	Correction of PHYSICAL SHARED CHANNEL RECONFIGURATION message	6.1.0	6.2.0
06/2004	24	RP-040178	993		Node B usage of the MAC-hs re-ordering buffer size	6.1.0	6.2.0
06/2004	24	RP-040180	995	1	Unsuccessful Operation of RL Setup Procedure for HSDPA	6.1.0	6.2.0
06/2004	24	RP-040184	997	1	Measurement Recovery Behavior for Common and Dedicated Measurement Procedures	6.1.0	6.2.0
06/2004	24	RP-040179	999		Clarification on number of and capacity reporting of Priority Queues	6.1.0	6.2.0
06/2004	24	RP-040181	1009		Power Balancing Corrections	6.1.0	6.2.0
06/2004	24	RP-040235	1010		Addition of TSTD for S-CCPCH in 3.84 Mcps TDD	6.1.0	6.2.0
09/2004	25	RP-040301	1014		Use of Communication Context id in NBAP reset	6.2.0	6.3.0
09/2004	25	RP-040295	1019	2	Addition of TSTD for S-CCPCH, PICH and PDSCH in 1.28 Mcps TDD	6.2.0	6.3.0
09/2004	25	RP-040301	1021		Re-wording of the Intra-Node B Serving HS-DSCH Radio Link Change in the Prepared Radio Link Reconfiguration procedure	6.2.0	6.3.0
09/2004	25	RP-040302	1025		Correction to tabular text associated with TDD DPCH Offset IE	6.2.0	6.3.0
09/2004	25	RP-040295	1029		Review on NBAP	6.2.0	6.3.0
09/2004	25	RP-040324	1032		Clarification on the FPACH configuration for 1.28Mcps TDD	6.2.0	6.3.0
09/2004	25	RP-040301	1036		Correction for HSDPA IEs	6.2.0	6.3.0
12/2004	26	RP-040434	1039		Removal of ASN ambiguity in TDD multiple RLS	6.3.0	6.4.0
12/2004	26	RP-040434	1041		Alignment of TFCI2/Signaling Bearer Re-arrangement IEs criticality and procedure text	6.3.0	6.4.0
12/2004	26	RP-040435	1048	1	Correction to the Assigned Criticality of UL Synchronisation Parameters LCR IE for 1.28Mcps TDD	6.3.0	6.4.0
12/2004	26	RP-040437	1049	4	Introduction of MBMS	6.3.0	6.4.0
12/2004	26	RP-040441	1056		outdated ITU-T reference	6.3.0	6.4.0
12/2004	26	RP-040434	1058	3	Adaptive encoding of IB_SG_DATA	6.3.0	6.4.0
12/2004	26	RP-040440	1059	1	CR for Introduction of E-DCH in NBAP	6.3.0	6.4.0
12/2004	26	RP-040518	1061		HS-DPCCH ACK/NACK preamble and postamble	6.3.0	6.4.0
03/2005	27	RP-050059	1068		Measurement Recovery Behavior in Dedicated Measurement Procedures	6.4.0	6.5.0
03/2005	27	RP-050054	1070		Availability Status reference correction	6.4.0	6.5.0
03/2005	27	RP-050038	1074	1	Removal of TGPL2	6.4.0	6.5.0
03/2005	27	RP-050053	1076		Wrong HS IE referenced	6.4.0	6.5.0
03/2005	27	RP-050054	1078		Measurement Power Offset IE optionality at HS-DSCH setup	6.4.0	6.5.0
03/2005	27	RP-050050	1080	1	Introduction of 'DL Transmission Branch Load' measurement	6.4.0	6.5.0
03/2005	27	RP-050058	1081	2	E-DCH NBAP ASN.1	6.4.0	6.5.0
03/2005	27	RP-050056	1082	1	Introduction of Fractional DPCH	6.4.0	6.5.0
03/2005	27	RP-050059	1083		Initial Radio Link Timing Adjustment	6.4.0	6.5.0
03/2005	27	RP-050062	1085	2	HSDPA Code Allocation/Measurement per Cell Portion	6.4.0	6.5.0
03/2005	27	RP-050053	1087		Interaction between Synchronised RL Reconfiguration and RL Deletion	6.4.0	6.5.0
03/2005	27	RP-050053	1089		Clarification on HS-DSCH Information IE	6.4.0	6.5.0
06/2005	28	RP-050254	1088	3	Timing maintained hard HO	6.5.0	6.6.0
06/2005	28	RP-050236	1091		Addition of SIB5bis in IB Type	6.5.0	6.6.0
06/2005	28	RP-050233	1094		Proposed CR to 25.433 [Rel-6] on some IEs with SatID	6.5.0	6.6.0
06/2005	28	RP-050233	1095		Correction to the on demand measurement with no DPCH ID in the dedicated measurement procedure for TDD	6.5.0	6.6.0
06/2005	28	RP-050236	1096	3	Revision to HARQ Preamble Mode support	6.5.0	6.6.0
06/2005	28	RP-050225	1099	2	Feature Clean-up: Removal of CPCH	6.5.0	6.6.0
06/2005	28	RP-050229	1100	1	E-DCH general corrections and improvements	6.5.0	6.6.0
06/2005	28	RP-050229	1103	2	E-DCH Capacity Consumption Law	6.5.0	6.6.0
06/2005	28	RP-050229	1106	2	E-DCH diversity control	6.5.0	6.6.0
06/2005	28	RP-050229	1107	2	E-DCH: Provided bit-rate per logical channel priority measurement	6.5.0	6.6.0
06/2005	28	RP-050229	1108	1	E-DCH Maximum Received Total Wide Band Power	6.5.0	6.6.0
06/2005	28	RP-050224	1110	1	Feature clean-up: Removal of Compressed mode by puncturing	6.5.0	6.6.0
06/2005	28	RP-050221	1112	1	Feature clean-up: Removal of Tx diversity closed loop mode2	6.5.0	6.6.0
06/2005	28	RP-050222	1114	1	Feature clean-up: Removal of DSCH (FDD mode)	6.5.0	6.6.0
06/2005	28	RP-050218	1116	1	Feature Clean-up: Removal of 80 ms TTI for DCH for all other cases but when the UE supports SF512	6.5.0	6.6.0
06/2005	28	RP-050220	1118		Feature Clean-up: Removal of Support of dedicated pilot as sole phase reference	6.5.0	6.6.0
06/2005	28	RP-050219	1120	1	Feature Clean-up: Removal of SSDT	6.5.0	6.6.0
06/2005	28	RP-050229	1121	1	Correction on E-RGCH Sequence Signature	6.5.0	6.6.0
06/2005	28	RP-050230	1122	1	Introduction of Bundling Feature	6.5.0	6.6.0
06/2005	28	RP-050228	1124	1	Synchronisation for MBMS p-t-m Transmissions from Multiple Cells (Simulcast)	6.5.0	6.6.0
06/2005	28	RP-050229	1125	1	Alignment of NBAP with latest status of EUDCH stage 2 (TS 25.309) and RRC (TS 25.331)	6.5.0	6.6.0
09/2005	29	RP-050433	1126	2	NBAP stage 3 alignment with current status	6.6.0	6.7.0



09/2005	29	RP-050433	1127		E-DCH Minimum Set Reference Correction	6.6.0	6.7.0
09/2005	29	RP-050444	1128	1	Improvement of the Abnormal Conditions description of the COMMON MEASUREMENT INITIATION procedure	6.6.0	6.7.0
09/2005	29	RP-050435	1130	1	Signalling of Reference Received Total Wideband Power IE	6.6.0	6.7.0
09/2005	29	RP-050435	1132		Transport Bearer Rearrangement for HSUPA	6.6.0	6.7.0
09/2005	29	RP-050437	1135		Correction for Beamforming	6.6.0	6.7.0
09/2005	29	RP-050440	1136	2	Non HS transmitted power	6.6.0	6.7.0
09/2005	29	RP-050433	1140		E-DCH miscellaneous corrections	6.6.0	6.7.0
09/2005	29	RP-050434	1141		Maximum UE TX Power for E-DCH	6.6.0	6.7.0
09/2005	29	RP-050443	1142		Addition of MBMS Notification function description	6.6.0	6.7.0
09/2005	29	RP-050444	1143	1	Proposed CR to 25.433 [Rel-6] on Correction for the measurement report for PUSCH for TDD	6.6.0	6.7.0
09/2005	29	RP-050444	1144	2	Proposed CR to 25.433 [Rel-6] on Correction for DPCH Modification in asynchronised RL reconfiguration procedure for LCR TDD	6.6.0	6.7.0
09/2005	29	RP-050433	1145	2	Serving to Non-serving power ratio	6.6.0	6.7.0
09/2005	29	RP-050433	1146		EDCH cleanup	6.6.0	6.7.0
09/2005	29	RP-050433	1147		Reconfiguration of E-RGCH/HICH at serving cell change	6.6.0	6.7.0
09/2005	29	RP-050440	1148	1	Maximum Transmission Power and Total HS Power for Cell Portion	6.6.0	6.7.0
12/2005	30	RP-050700	1151	1	Compressed Mode Reconfiguration	6.7.0	6.8.0
12/2005	30	RP-050699	1155	3	NBAP clean-up	6.7.0	6.8.0
12/2005	30	RP-050695	1156	2	EDCH Cell Capability Enhancement	6.7.0	6.8.0
12/2005	30	RP-050695	1157		FDD Downlink Unidirectional DCH Indicator	6.7.0	6.8.0
12/2005	30	RP-050695	1158	3	FDD Unidirectional DCH Indicator reconfiguration	6.7.0	6.8.0
12/2005	30	RP-050694	1160	4	HARQ Process Management for E-DCH	6.7.0	6.8.0
12/2005	30	RP-050694	1161	2	E-DCH processing issue and rate limitation	6.7.0	6.8.0
12/2005	30	RP-050696	1162	3	HSPA Serving Cell Change by RL Addition Procedure	6.7.0	6.8.0
12/2005	30	RP-050694	1165	3	Alignment of NBAP with latest HSUPA agreements	6.7.0	6.8.0
12/2005	30	RP-050699	1166	1	Abnormal Condition for Maximum Target Received Total Wideband Power	6.7.0	6.8.0
12/2005	30	RP-050699	1167		HSUPA DL Channel Code Allocation per Cell Portion	6.7.0	6.8.0
12/2005	30	RP-050696	1168	2	Correction for HARQ Preamble and Postamble	6.7.0	6.8.0
12/2005	30	RP-050700	1169		Alignment of Tables in the Common Measurement Description	6.7.0	6.8.0
12/2005	30	RP-050699	1173	1	Update of EDCH Capacity consumption law	6.7.0	6.8.0
12/2005	30	RP-050694	1174	1	EDCH setup by unsynchronised reconfiguration	6.7.0	6.8.0
12/2005	30	RP-050696	1175		FDPCH and HS-SCCH power offset	6.7.0	6.8.0
12/2005	30	RP-050849	1179	1	E-DCH HARQ RV Configuration	6.7.0	6.8.0
03/2006	31	RP-060064	1178	2	E-DCH HARQ Combining Capability	6.8.0	6.9.0
03/2006	31	RP-060067	1182	1	F-DPCH Cell Capability Enhancement	6.8.0	6.9.0
03/2006	31	RP-060067	1186		Correction of Notification Indicator	6.8.0	6.9.0
03/2006	31	RP-060065	1188	3	Adding HS-DSCH TDD Info in Radio Link Addition procedure	6.8.0	6.9.0
03/2006	31	RP-060063	1189	1	Combined Active Set Update and E-DCH Serving Cell Change with Radio Link Addition Request (Inter Node B Case)	6.8.0	6.9.0
03/2006	31	RP-060067	1190		NBAP Review before Freezing	6.8.0	6.9.0
03/2006	31	RP-060064	1191	1	E-DCH Mac-D PDU Size List Alignment	6.8.0	6.9.0
03/2006	31	RP-060064	1192	2	Non serving HSDPA indicator for E-DCH	6.8.0	6.9.0
03/2006	31	RP-060064	1193		Clarification on serving EDCH cell change	6.8.0	6.9.0
03/2006	31	RP-060068	1196		Error Correction ASN.1 Radio Link Parameter Update	6.8.0	6.9.0
03/2006	31	RP-060063	1197		CR cross-dependencies for HS cell change by RL ADDITION	6.8.0	6.9.0
03/2006	31	RP-060064	1199		Alignment of E-DCH RL Set ID	6.8.0	6.9.0
03/2006	31	RP-060063	1200		Compressed Mode Correction	6.8.0	6.9.0
03/2006	31	RP-060060	1203	1	Addition of the SIR Target for HS-SICH in 1.28Mcps TDD	6.8.0	6.9.0
03/2006	31	RP-060063	1204	1	Correction to the on demand measurement for the HS-SICH in the dedicated measurement procedure for TDD	6.8.0	6.9.0
03/2006	31	RP-060064	1205		Correction of criticality for Unirectional DCH Indicator	6.8.0	6.9.0
03/2006	31	RP-060066	1206	1	HARQ Failure Indication due to MAC-e Reset in UE	6.8.0	6.9.0
03/2006	31	RP-060068	1208		General Corrections and Improvements for E-DCH	6.8.0	6.9.0
03/2006	31	RP-060067	1209	1	Correction on HSPA Serving Cell Change using RL Addition procedure	6.8.0	6.9.0
03/2006	31	RP-060084	1211	1	Non-serving E-DCH Load Excess Indication	6.8.0	6.9.0
03/2006	31	RP-060069	1212	2	Introduction of E-DCH Reference Power Offset	6.8.0	6.9.0
03/2006	31	RP-060067	1213		Clarification on SCCH TPC step size for LCR TDD	6.8.0	6.9.0
06/2006	32	RP-060285	1214	2	Correction to the Time Slot Format Configuration of PUSCH/PDSCH for LCR TDD	6.9.0	6.10.0
06/2006	32	RP-060279	1216	2	CR to 25.433[Rel-6] on correction for DL DPCH Power Information	6.9.0	6.10.0
06/2006	32	RP-060280	1225	1	CR cross-dependencies for E-DCH Reference Power Offset by RL ADDITION	6.9.0	6.10.0
06/2006	32	RP-060280	1229	2	Corrections to E-DCH Uplink Combination in RL SETUP and RL ADDITION	6.9.0	6.10.0
06/2006	32	RP-060281	1233	1	Correction of the common related information for E-HICH and E-RGCH	6.9.0	6.10.0
06/2006	32	RP-060281	1235		E-RGCH/E-HICH Power Offset value range	6.9.0	6.10.0

06/2006	32	RP-060279	1237	1	Corrections to Combined RL Addition with HS-DSCH /E-DCH Serving change	6.9.0	6.10.0
06/2006	32	RP-060280	1241	2	E-DCH and HS-DSCH same serving cell	6.9.0	6.10.0
06/2006	32	RP-060280	1243	1	HS-DSCH Configured Indicator for Radio Link Addition	6.9.0	6.10.0
06/2006	32	RP-060281	1245	1	E-RNTI allocation on serving change	6.9.0	6.10.0
06/2006	32	RP-060276	1249		Aspect of CPCH not removed for power offset	6.9.0	6.10.0
06/2006	32	RP-060281	1257	1	Abnormal condition for HS-DSCH Configured Indicator IE	6.9.0	6.10.0
09/2006	33	RP-060506	1261	3	Modifying HS-DSCH Physical Layer Category Info in Radio Link Reconfiguration procedure	6.10.0	6.11.0
09/2006	33	RP-060506	1269	2	Addition of the TPC step size for HS-SICH in 1.28Mcps TDD	6.10.0	6.11.0
09/2006	33	RP-060501	1274	1	Correction on the value range of E-DCH IEs	6.10.0	6.11.0
09/2006	33	RP-060505	1276	2	Corrections on physical shared channel reconfiguration	6.10.0	6.11.0
09/2006	33	RP-060501	1278	1	E-AGCH and E-RGCH/E-HICH FDD scrambling code in response messages	6.10.0	6.11.0
09/2006	33	RP-060500	1280	1	DCH combined when EDCH operation	6.10.0	6.11.0
09/2006	33	RP-060505	1282		Alignment of the RL Specific E-DCH Information IE tabular format to ASN.1	6.10.0	6.11.0
09/2006	33	RP-060500	1286		Optional usage of the E-DCH Reference Power Offset IE	6.10.0	6.11.0
09/2006	33	RP-060506	1288	1	Clarification on Communication Context ID usage for the Reset Request	6.10.0	6.11.0
09/2006	33	RP-060498	1291		TFCl2 bearer Cleanup for Radio link Deletion	6.10.0	6.11.0
09/2006	33	RP-060506	1295	2	Per time slot configuration of TFCl for TDD FACH type CCTrCHs	6.10.0	6.11.0
09/2006	33	RP-060500	1304		Further Abnormal Conditions for E-DCH	6.10.0	6.11.0
09/2006	33	RP-060505	1306		General Description for E-DCH in RL Setup procedure	6.10.0	6.11.0
09/2006	33	RP-060502	1309		Introduction of new indicator for non DCH operation	6.10.0	6.11.0
09/2006	33	RP-060570	1312		Introduction of SIB1bis	6.10.0	6.11.0
12/2006	34	RP-060700	1316	1	Correction for the max reptition of RL Information Response IE in tabular	6.11.0	6.12.0
12/2006	34	RP-060700	1322		Correction to an abnormal case in E-DCH RL ADDITION	6.11.0	6.12.0
12/2006	34	RP-060702	1333		ASN.1 correction from rapporteur	6.11.0	6.12.0
03/2007	35	RP-070053	1336	1	Abnormal conditions for IP Transport Option and Diversity Control field	6.12.0	6.13.0
06/2007	36	RP-070320	1358		Correction of wrong description for E-DCH HARQ process allocation for 2ms TT	6.13.0	6.14.0
06/2007	36	RP-070320	1363	2	Modification on the range of Measurement Value for HS-SICH reception quality in LCR TDD	6.13.0	6.14.0
06/2007	36	RP-070320	1365		Further clarification on application of the HS-SICH SIR Target IE	6.13.0	6.14.0
06/2007	36	RP-070320	1367	1	Further correction of HS-DSCH information for LCR TDD	6.13.0	6.14.0
09/2007	37	RP-070565	1387	2	Clarification of the MBMS Notification update procedure	6.14.0	6.15.0
09/2007	37	RP-070565	1391	1	PO2 for F-DPCH	6.14.0	6.15.0
03/2008	39	RP-080151	1461	2	Correction the condition of UL DPDCH Indicator for E-DCH Operation	6.15.0	6.16.0
06/2008	40	RP-080294	1495	1	Use of UL DPDCH Indicator For E-DCH Operation IE for unsynchronised RL reconfiguration	6.16.0	6.17.0

---

## History

<b>Document history</b>		
V6.0.0	December 2003	Publication
V6.1.0	May 2004	Publication
V6.2.0	June 2004	Publication
V6.3.0	September 2004	Publication
V6.4.0	December 2004	Publication
V6.5.0	March 2005	Publication
V6.6.0	June 2005	Publication
V6.7.0	September 2005	Publication
V6.8.0	December 2005	Publication
V6.9.0	March 2006	Publication
V6.10.0	June 2006	Publication
V6.11.0	September 2006	Publication
V6.12.0	December 2006	Publication
V6.13.0	March 2007	Publication
V6.14.0	June 2007	Publication
V6.15.0	October 2007	Publication
V6.16.0	April 2008	Publication
V6.17.0	July 2008	Publication