

# ETSI TS 126 194 V17.0.0 (2022-05)



**Digital cellular telecommunications system (Phase 2+) (GSM);  
Universal Mobile Telecommunications System (UMTS);  
LTE;  
5G;  
Speech codec speech processing functions;  
Adaptive Multi-Rate - Wideband (AMR-WB) speech codec;  
Voice Activity Detector (VAD)  
(3GPP TS 26.194 version 17.0.0 Release 17)**



---

**Reference**

RTS/TSGS-0426194vh00

---

**Keywords**

5G,GSM,LTE,UMTS

**ETSI**

650 Route des Lucioles  
F-06921 Sophia Antipolis Cedex - FRANCE

---

Tel.: +33 4 92 94 42 00 Fax: +33 4 93 65 47 16

Siret N° 348 623 562 00017 - APE 7112B  
Association à but non lucratif enregistrée à la  
Sous-Préfecture de Grasse (06) N° w061004871

---

**Important notice**

The present document can be downloaded from:

<http://www.etsi.org/standards-search>

The present document may be made available in electronic versions and/or in print. The content of any electronic and/or print versions of the present document shall not be modified without the prior written authorization of ETSI. In case of any existing or perceived difference in contents between such versions and/or in print, the prevailing version of an ETSI deliverable is the one made publicly available in PDF format at [www.etsi.org/deliver](http://www.etsi.org/deliver).

Users of the present document should be aware that the document may be subject to revision or change of status.

Information on the current status of this and other ETSI documents is available at

<https://portal.etsi.org/TB/ETSIDeliverableStatus.aspx>

If you find errors in the present document, please send your comment to one of the following services:

<https://portal.etsi.org/People/CommitteeSupportStaff.aspx>

If you find a security vulnerability in the present document, please report it through our  
Coordinated Vulnerability Disclosure Program:

<https://www.etsi.org/standards/coordinated-vulnerability-disclosure>

---

**Notice of disclaimer & limitation of liability**

The information provided in the present deliverable is directed solely to professionals who have the appropriate degree of experience to understand and interpret its content in accordance with generally accepted engineering or other professional standard and applicable regulations.

No recommendation as to products and services or vendors is made or should be implied.

No representation or warranty is made that this deliverable is technically accurate or sufficient or conforms to any law and/or governmental rule and/or regulation and further, no representation or warranty is made of merchantability or fitness for any particular purpose or against infringement of intellectual property rights.

In no event shall ETSI be held liable for loss of profits or any other incidental or consequential damages.

Any software contained in this deliverable is provided "AS IS" with no warranties, express or implied, including but not limited to, the warranties of merchantability, fitness for a particular purpose and non-infringement of intellectual property rights and ETSI shall not be held liable in any event for any damages whatsoever (including, without limitation, damages for loss of profits, business interruption, loss of information, or any other pecuniary loss) arising out of or related to the use of or inability to use the software.

---

**Copyright Notification**

No part may be reproduced or utilized in any form or by any means, electronic or mechanical, including photocopying and microfilm except as authorized by written permission of ETSI.

The content of the PDF version shall not be modified without the written authorization of ETSI.

The copyright and the foregoing restriction extend to reproduction in all media.

© ETSI 2022.  
All rights reserved.

---

# Intellectual Property Rights

## Essential patents

IPRs essential or potentially essential to normative deliverables may have been declared to ETSI. The declarations pertaining to these essential IPRs, if any, are publicly available for **ETSI members and non-members**, and can be found in ETSI SR 000 314: "*Intellectual Property Rights (IPRs); Essential, or potentially Essential, IPRs notified to ETSI in respect of ETSI standards*", which is available from the ETSI Secretariat. Latest updates are available on the ETSI Web server (<https://ipr.etsi.org/>).

Pursuant to the ETSI Directives including the ETSI IPR Policy, no investigation regarding the essentiality of IPRs, including IPR searches, has been carried out by ETSI. No guarantee can be given as to the existence of other IPRs not referenced in ETSI SR 000 314 (or the updates on the ETSI Web server) which are, or may be, or may become, essential to the present document.

## Trademarks

The present document may include trademarks and/or tradenames which are asserted and/or registered by their owners. ETSI claims no ownership of these except for any which are indicated as being the property of ETSI, and conveys no right to use or reproduce any trademark and/or tradename. Mention of those trademarks in the present document does not constitute an endorsement by ETSI of products, services or organizations associated with those trademarks.

**DECT™**, **PLUGTESTS™**, **UMTS™** and the ETSI logo are trademarks of ETSI registered for the benefit of its Members. **3GPP™** and **LTE™** are trademarks of ETSI registered for the benefit of its Members and of the 3GPP Organizational Partners. **oneM2M™** logo is a trademark of ETSI registered for the benefit of its Members and of the oneM2M Partners. **GSM®** and the GSM logo are trademarks registered and owned by the GSM Association.

---

# Legal Notice

This Technical Specification (TS) has been produced by ETSI 3rd Generation Partnership Project (3GPP).

The present document may refer to technical specifications or reports using their 3GPP identities. These shall be interpreted as being references to the corresponding ETSI deliverables.

The cross reference between 3GPP and ETSI identities can be found under <http://webapp.etsi.org/key/queryform.asp>.

---

# Modal verbs terminology

In the present document "**shall**", "**shall not**", "**should**", "**should not**", "**may**", "**need not**", "**will**", "**will not**", "**can**" and "**cannot**" are to be interpreted as described in clause 3.2 of the [ETSI Drafting Rules](#) (Verbal forms for the expression of provisions).

"**must**" and "**must not**" are **NOT** allowed in ETSI deliverables except when used in direct citation.

---

# Contents

Intellectual Property Rights .....	2
Legal Notice .....	2
Modal verbs terminology.....	2
Foreword.....	4
1 Scope .....	5
2 Normative References .....	5
3 Technical Description.....	5
3.1 Definitions, symbols and abbreviations.....	5
3.1.1 Definitions .....	5
3.1.2 Symbols .....	5
3.1.2.1 Variables .....	5
3.1.2.2 Constants.....	6
3.1.2.3 Functions.....	7
3.1.3 Abbreviations.....	8
3.2 General .....	8
3.3 Functional description .....	8
3.3.1 Filter bank and computation of sub-band levels .....	9
3.3.2 Tone detection .....	10
3.3.3 VAD decision .....	11
3.3.3.1 Hangover addition.....	12
3.3.3.2 Background noise estimation .....	13
3.3.3.3 Speech level estimation.....	14
4 Computational details.....	14
<b>Annex A (informative) : Change history .....</b>	<b>15</b>
History .....	16

---

# Foreword

This Technical Specification has been produced by the 3GPP.

This document specifies the Voice Activity Detector (**VAD**) to be used in the Discontinuous Transmission (**DTX**) as described in [3].

The contents of the present document are subject to continuing work within the **TSG** and may change following formal **TSG** approval. Should the **TSG** modify the contents of this **TS**, it will be re-released by the **TSG** with an identifying change of release date and an increase in version number as follows:

Version x.y.z

where:

- x the first digit:
  - 1 presented to **TSG** for information;
  - 2 presented to **TSG** for approval;
  - 3 Indicates **TSG** approved document under change control.
- y the second digit is incremented for all changes of substance, i.e. technical enhancements, corrections, updates, etc.
- z the third digit is incremented when editorial only changes have been incorporated in the specification;

---

# 1 Scope

This document specifies the Voice Activity Detector (**VAD**) to be used in the Discontinuous Transmission (**DTX**) as described in [3].

The requirements are mandatory on any **VAD** to be used either in User Equipment (**UE**) or Base Station Systems (**BSS**)s that utilize the **AMR** wideband speech codec.

---

# 2 Normative References

The following documents contain provisions which, through reference in this text, constitute provisions of the present document.

- References are either specific (identified by date of publication, edition number, version number, etc.) or non-specific.
- For a specific reference, subsequent revisions do not apply.
- For a non-specific reference, the latest version applies. In the case of a reference to a 3GPP document (including a GSM document), a non-specific reference implicitly refers to the latest version of that document *in the same Release as the present document*.

- [1] 3GPP TS 26.173: "ANSI-C code for the Adaptive Multi-Rate Wideband speech codec" .
- [2] 3GPP TS 26.190: "Speech codec speech processing functions; Adaptive Multi-Rate - Wideband (AMR-WB) speech codec; Transcoding functions" .
- [3] 3GPP TS 26.193: "Speech codec speech processing functions; Adaptive Multi-Rate - Wideband (AMR-WB) speech codec; Source controlled rate operation".
- [4] ITU, The International Telecommunications Union, Blue Book, Vol. III, Telephone Transmission Quality, IXth Plenary Assembly, Melbourne, 14-25 November, 1988, Recommendation G.711, Pulse code modulation (PCM) of voice frequencies.
- [5] 3GPP TR 21.905: "Vocabulary for 3GPP Specifications".

---

# 3 Technical Description

## 3.1 Definitions, symbols and abbreviations

### 3.1.1 Definitions

For the purposes of the present document, the terms and definitions given in TR 21.905 [5] and the following apply. A term defined in the present document takes precedence over the definition of the same term, if any, in TR 21.905 [5].

**frame:** Time interval of 20 ms corresponding to the time segmentation of the speech transcoder.

### 3.1.2 Symbols

For the purposes of this TS, the following symbols apply.

#### 3.1.2.1 Variables

- |                    |  |
|--------------------|--|
| <b>bckr_est[n]</b> | background noise estimate at the frequency band "n"            |
| <b>burst_count</b> | counts length of a speech burst, used by VAD hangover addition |

<b>hang_count</b>	hangover counter, used by VAD hangover addition
<b>level[n]</b>	signal level at the frequency band "n"
<b>new_speech</b>	pointer of the speech encoder, points a buffer containing last received samples of a speech frame [2]
<b>noise_level</b>	estimated noise level
<b>pow_sum</b>	input power
<b>s(i)</b>	samples of the input frame
<b>snr_sum</b>	measure between input frame and noise estimate
<b>speech_level</b>	estimated speech level
<b>stat_count</b>	stationary counter
<b>stat_rat</b>	measure indicating stationary of the input frame
<b>tone_flag</b>	flag indicating the presence of a tone
<b>vad_thr</b>	VAD threshold
<b>VAD_flag</b>	Boolean VAD flag
<b>vadreg</b>	intermediate VAD decision

### 3.1.2.2 Constants

<b>ALPHA_UP1</b>	constant for updating noise estimate (see subclause 3.3.5.2)
<b>ALPHA_DOWN1</b>	constant for updating noise estimate (see subclause 3.3.5.2)
<b>ALPHA_UP2</b>	constant for updating noise estimate (see subclause 3.3.5.2)
<b>ALPHA_DOWN2</b>	constant for updating noise estimate (see subclause 3.3.5.2)
<b>ALPHA3</b>	constant for updating noise estimate (see subclause 3.3.5.2)
<b>ALPHA4</b>	constant for updating average signal level (see subclause 3.3.5.2)
<b>ALPHA5</b>	constant for updating average signal level (see subclause 3.3.5.2)
<b>BURST_HIGH</b>	constant for controlling VAD hangover addition (see subclause 3.3.5.1)
<b>BURST_P1</b>	constant for controlling VAD hangover addition (see subclause 3.3.5.1)
<b>BURST_SLOPE</b>	constant for controlling VAD hangover addition (see subclause 3.3.5.1)
<b>COEFF3</b>	coefficient for the filter bank (see subclause 3.3.1)
<b>COEFF5_1</b>	coefficient for the filter bank (see subclause 3.3.1)
<b>COEFF5_2</b>	coefficient for the filter bank (see subclause 3.3.1)
<b>HANG_HIGH</b>	constant for controlling VAD hangover addition (see subclause 3.3.5.1)
<b>HANG_LOW</b>	constant for controlling VAD hangover addition (see subclause 3.3.5.1)
<b>HANG_P1</b>	constant for controlling VAD hangover addition (see subclause 3.3.5.1)
<b>HANG_SLOPE</b>	constant for controlling VAD hangover addition (see subclause 3.3.5.1)
<b>FRAME_LEN</b>	size of a speech frame, 256 samples (20 ms)
<b>MIN_SPEECH_LEVEL1</b>	constant for speech estimation (see subclause 3.3.5.3)

**MIN\_SPEECH\_LEVEL2** constant for speech estimation (see subclause 3.3.5.3)

**MIN\_SPEECH\_SNR** constant for VAD threshold adaptation (see subclause 3.3.5)

**NO\_P1** constant for VAD threshold adaptation (see subclause 3.3.5)

**NO\_SLOPE** constant for VAD threshold adaptation (see subclause 3.3.5)

**NOISE\_MAX** maximum value for noise estimate (see subclause 3.3.5.2)

**NOISE\_MIN** minimum value for noise estimate (see subclause 3.3.5.2)

**POW\_TONE\_THR** threshold for tone detection (see subclause 3.3.5)

**SP\_ACTIVITY\_COUNT** constant for speech estimation (see subclause 3.3.5.3)

**SP\_ALPHA\_DOWN** constant for speech estimation (see subclause 3.3.5.3)

**SP\_ALPHA\_UP** constant for speech estimation (see subclause 3.3.5.3)

**SP\_CH\_MAX** constant for VAD threshold adaptation (see subclause 3.3.5)

**SP\_CH\_MIN** constant for VAD threshold adaptation (see subclause 3.3.5)

**SP\_EST\_COUNT** constant for speech estimation (see subclause 3.3.5.3)

**SP\_P1** constant for VAD threshold adaptation (see subclause 3.3.5)

**SP\_SLOPE** constant for VAD threshold adaptation (see subclause 3.3.5)

**STAT\_COUNT** threshold for stationary detection (see subclause 3.3.5.2)

**STAT\_THR** threshold for stationary detection (see subclause 3.3.5.2)

**STAT\_THR\_LEVEL** threshold for stationary detection (see subclause 3.3.5.2)

**THR\_HIGH** constant for VAD threshold adaptation (see subclause 3.3.5)

**TONE\_THR** threshold for tone detection (see subclause 3.3.3)

**VAD\_POW\_LOW** constant for controlling VAD hangover addition (see subclause 3.3.5.1)

### 3.1.2.3 Functions

**+** Addition

**-** Subtraction

**\*** Multiplication

**/** Division

**| x |** absolute value of x

**AND** Boolean AND

**OR** Boolean OR

$$\sum_{n=a}^b x(n) = x(a) + x(a+1) + \dots + x(b-1) + x(b)$$

$$\text{MIN}(x,y) = \begin{cases} x, & x \leq y \\ y, & y < x \end{cases}$$



$$\text{MAX}(x,y) = \begin{cases} x, & x \geq y \\ y, & y > x \end{cases}$$

### 3.1.3 Abbreviations

For the purposes of the present document, the abbreviations given in TR 21.905 [5] and the following apply. An abbreviation defined in the present document takes precedence over the definition of the same abbreviation, if any, in TR 21.905 [5].

ANSI	American National Standards Institute
DTX	Discontinuous Transmission
VAD	Voice Activity Detector
CNG	Comfort Noise Generation

## 3.2 General

The function of the VAD algorithm is to indicate whether each 20 ms frame contains signals that should be transmitted, e.g. speech, music or information tones. The output of the VAD algorithm is a Boolean flag (VAD\_flag) indicating presence of such signals.

## 3.3 Functional description

The block diagram of the VAD algorithm is depicted in Figure 1. The VAD algorithm uses parameters of the speech encoder to compute the Boolean VAD flag (VAD\_flag). This input frame for VAD is sampled at the 6.4 kHz frequency and thus it contains 256 samples. Samples of the input frame ( $s(i)$ ) are divided into sub-bands and level of the signal ( $level[n]$ ) in each band is calculated. Input for the tone detection function are the normalized open-loop pitch gains which are calculated by open-loop pitch analysis of the speech encoder. The tone detection function computes a flag ( $tone\_flag$ ) which indicates presence of a signalling tone, voiced speech, or other strongly periodic signal. Background noise level ( $bckr\_est[n]$ ) is estimated in each band based on the VAD decision, signal stationarity and the tone-flag. Intermediate VAD decision is calculated by comparing input SNR ( $level[n]/bckr\_est[n]$ ) to an adaptive threshold. The threshold is adapted based on noise and long term speech estimates. Finally, the VAD flag is calculated by adding hangover to the intermediate VAD decision.

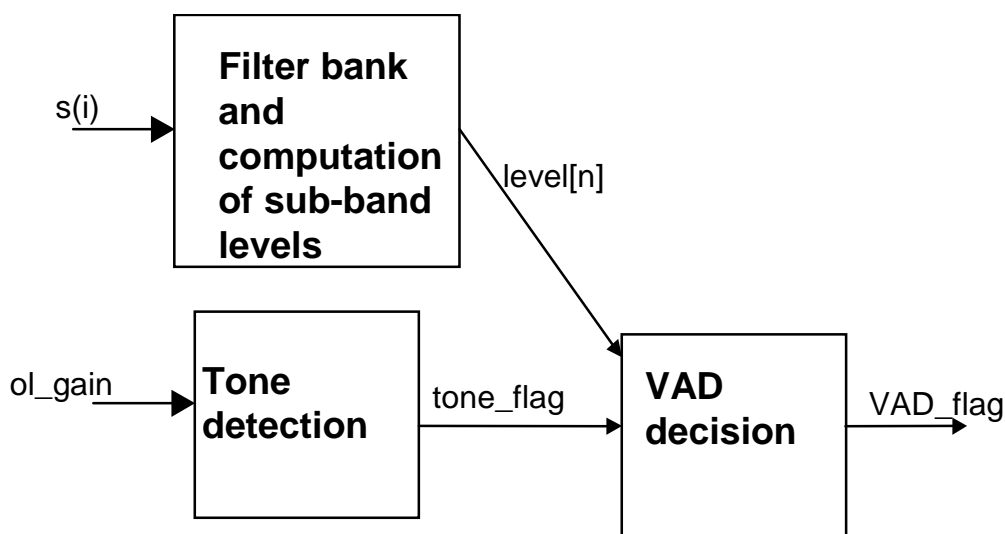


Figure 1: Simplified block diagram of the VAD algorithm

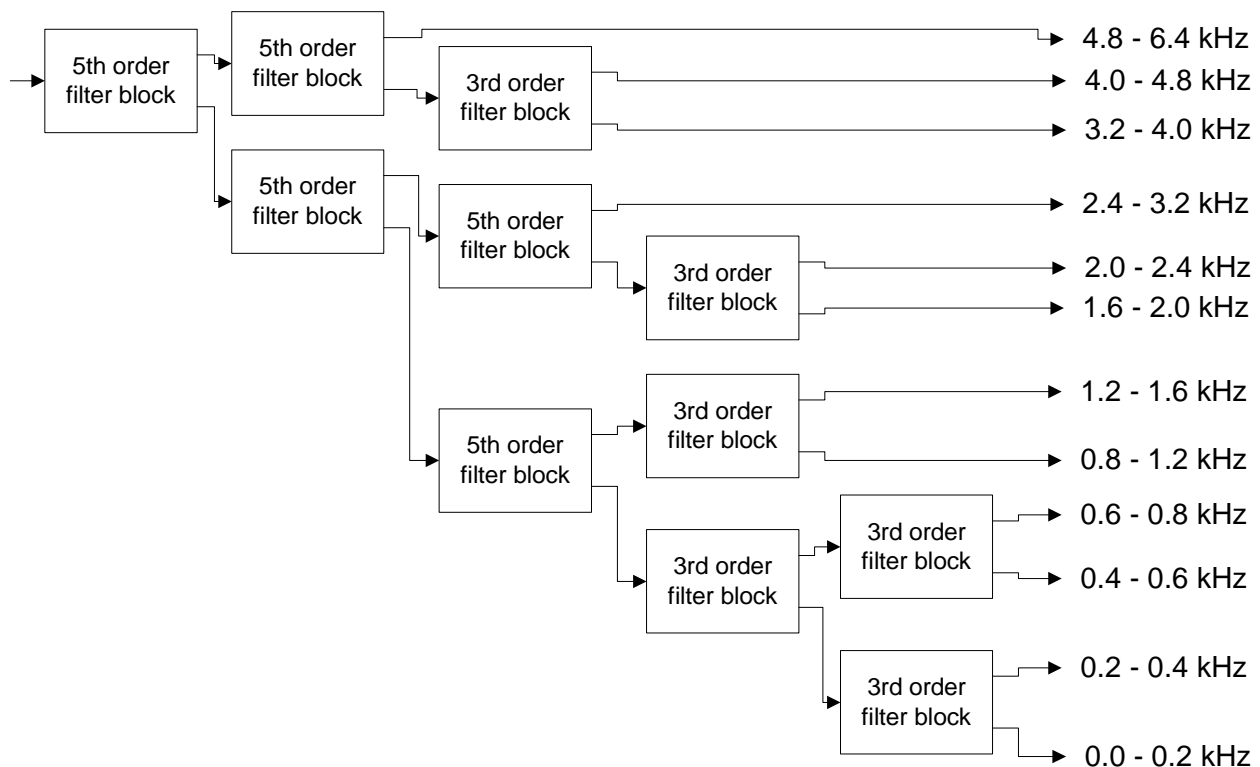
### 3.3.1 Filter bank and computation of sub-band levels

The input signal is divided into frequency bands using a 12-band filter bank (Figure 2). Cut-off frequencies for the filter bank are shown in Table 1.

**Table 1. Cut-off frequencies for the filter bank**

Band number	Frequencies
1	0 – 200 Hz
2	200 – 400 Hz
3	400 – 600 Hz
4	600 – 800 Hz
5	800 – 1200 Hz
6	1200 – 1600 Hz
7	1600 – 2000 Hz
8	2000 – 2400 Hz
9	2400 - 3200 Hz
10	3200 – 4000 Hz
11	4000 – 4800 Hz
12	4800 – 6400 Hz

Input for the filter bank is a speech frame pointed by the new\_speech pointer of the speech encoder [1]. Input values for the filter bank are scaled down by one bit. This ensures safe scaling, i.e. saturation can not occur during calculation of the filter bank.



**Figure 2: Filter bank**

The filter bank consists of 5<sup>th</sup> and 3<sup>rd</sup> order filter blocks. Each filter block divides the input into high-pass and low-pass parts and decimates the sampling frequency by 2. The 5<sup>th</sup> order filter block is calculated as follows:

$$x_{lp}(i) = 0.5 * (A_1(x(2 * i)) + A_2(x(2 * i + 1))) \tag{1a}$$

$$x_{hp}(i) = 0.5 * (A_1(x(2 * i)) - A_2(x(2 * i + 1))) \quad (1b)$$

where

x(i) input signal for a filter block

$x_{lp}(i)$  low-pass component

$x_{hp}(i)$  high-pass component

The 3<sup>rd</sup> order filter block is calculated as follows:

$$x_{lp}(i) = 0.5 * (x(2 * i + 1) + A_3(x(2 * i))) \quad (2a)$$

$$x_{hp}(i) = 0.5 * (x(2 * i + 1) - A_3(x(2 * i))) \quad (2b)$$

The filters  $A_1()$ ,  $A_2()$ , and  $A_3()$  are first order direct form all-pass filters, whose transfer function is given by:

$$A(z) = \frac{C + z^{-1}}{1 + C * z^{-1}}, \quad (3)$$

where C is the filter coefficient.

Coefficients for the all-pass filters  $A_1()$ ,  $A_2()$ , and  $A_3()$  are COEFF5\_1, COEFF5\_2, and COEFF3, respectively.

Signal level is calculated at the output of the filter bank at each frequency band as follows:

$$level(n) = \sum_{i=START_n}^{END_n} |x_n(i)|, \quad (4)$$

where:

n index for the frequency band

$x_n(i)$  sample i at the output of the filter bank at frequency band n

$$START_n = \begin{cases} -6, & 1 \leq n \leq 4 \\ -12, & 5 \leq n \leq 8 \\ -24, & 9 \leq n \leq 11 \\ -48, & n = 12 \end{cases}$$

$$END_n = \begin{cases} 7, & 1 \leq n \leq 4 \\ 15, & 5 \leq n \leq 8 \\ 31, & 9 \leq n \leq 11 \\ 63, & n = 12 \end{cases}$$

Negative indices of  $x_n(i)$  refer to the previous frame.

### 3.3.2 Tone detection

The purpose of the tone detection function is to detect information tones, vowel sounds and other periodic signals. The tone detection uses normalized open-loop pitch gains (ol\_gain), which are received from the speech encoder. If the pitch gain is higher than the constant TONE\_THR, tone is detected and the tone flag is set:

if (ol\_gain > TONE\_THR)

tone\_flag = 1

The open-loop pitch search and correspondingly the tone flag is computed twice in each frame, except for mode 6.60 kbit/s, where it is computed only once.

### 3.3.3 VAD decision

The block diagram of the VAD decision algorithm is shown in figure 3.

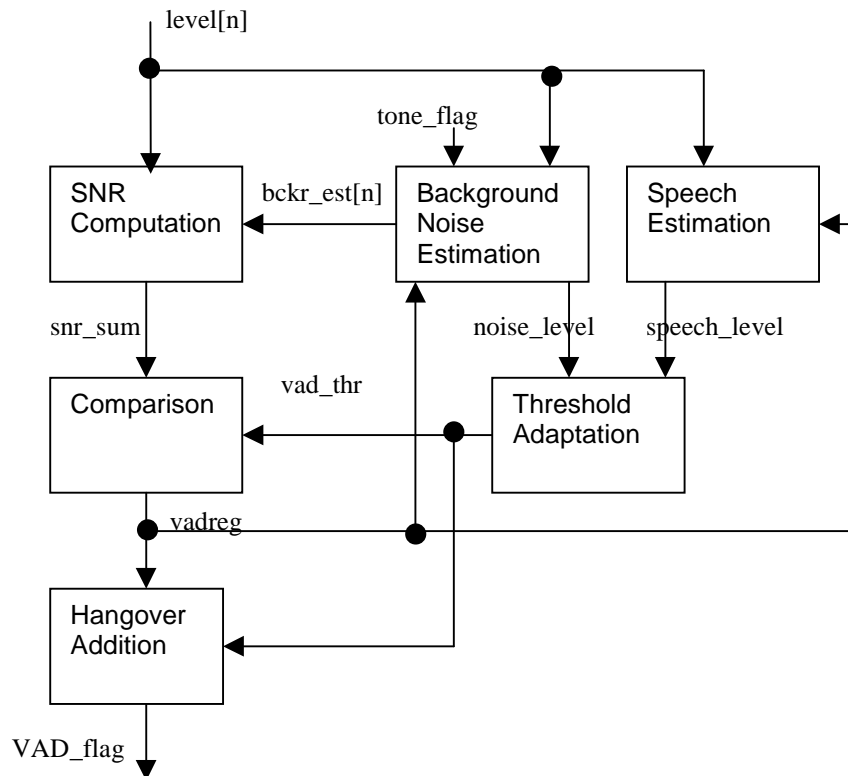


Figure 3: Simplified block diagram of the VAD decision algorithm

Power of the input frame is calculated as follows:

$$frame\_pow = \sum_{i=0}^{FRAME\_LEN} s(i) * s(i), \tag{5}$$

where samples s(i) of the input frame are pointed by the new\_speech pointer of the speech encoder. Variable pow\_sum is sum of the powers of the current and previous frames. If pow\_sum is lower than the constant POW\_TONE\_THR, tone-flag is set to zero.

The difference between the signal levels of the input frame and the background noise estimate is calculated as follows:

$$snr\_sum = \sum_{n=1}^{12} MAX(1.0, \frac{level[n]}{bckr\_est[n]})^2, \tag{6}$$

where:

level[n] signal level at band n

bckr\_est[n] level of background noise estimate at band n

VAD decision is made by comparing the variable `snr_sum` to a threshold. The threshold (`vad_thr`) is adapted to get desired sensitivity depending on estimated speech and background noise levels.

Average background noise level is calculated by adding noise estimates at each band except the lowest band:

$$noise\_level = \sum_{n=2}^{12} bckr\_est[n] \quad (7)$$

If SNR is lower than the threshold (`MIN_SPEECH_SNR`), speech level is increased as follows:

If (`speech_level/noise_level < MIN_SPEECH_SNR`)

Speech\_level = `MIN_SPEECH_SNR * noise_level`

Logarithmic value for noise estimate is calculated as follows:

$$ilog2\_noise\_level = \log_2(noise\_level) \quad (8)$$

Before logarithmic value from the speech estimate is calculated, `MIN_SPEECH_SNR*noise_level` is subtracted from the speech level to correct its value in low SNR situations.

$$ilog2\_speech\_level = \log_2(speech\_level - MIN\_SPEECH\_SNR * noise\_level) \quad (9)$$

Threshold for VAD decision is calculated as follows:

$$Vad\_thr = NO\_SLOPE * (ilog2\_noise\_level - NO\_P1) + THR\_HIGH + MIN(SP\_CH\_MAX, MAX(SP\_CH\_MIN, SP\_CH\_MIN + SP\_SLOPE * (ilog2\_speech\_level - SP\_P1))), \quad (10)$$

where `NO_SLOPE`, `SP_SLOPE`, `NO_P1`, `SP_P1`, `THR_HIGH`, `SP_CH_MAX` and `SP_CH_MIN` are constants.

The variable `vadreg` indicates intermediate VAD decision and it is calculated as follows:

```
if (snr_sum > vad_thr)
    vadreg = 1
else
    vadreg = 0
```

### 3.3.3.1 Hangover addition

Before the final VAD flag is given, a hangover is added. The hangover addition helps to detect low power endings of speech bursts, which are subjectively important but difficult to detect.

VAD flag is set to "1" if less than `hang_len` frames with "0" decision have been elapsed since `burst_len` consecutive "1" decisions have been detected. The variables `hang_len` and `burst_len` are computed using `vad_thr` as follows:

$$hang\_len = MAX(HANG\_LOW, (HANG\_SLOPE * (vad\_thr - HANG\_P1) + HANG\_HIGH)) \quad (11)$$

$$burst\_len = BURST\_SLOPE * (vad\_thr - BURST\_P1) + BURST\_HIGH \quad (12)$$

The power of the input frame is compared to a threshold (`VAD_POW_LOW`). If the power is lower, the VAD flag is set to "0" and no hangover is added. The `VAD_flag` is calculated as follows:

```
Vad_flag = 0;
if (pow_sum < VAD_POW_LOW)
    burst_count = 0
    hang_count = 0
else
    if (vadreg = 1)
        burst_count = burst_count + 1
        if (burst_count >= burst_len)
            hang_count = hang_len
            VAD_flag = 1
```

```

else
  burst_count = 0
  if (hang_count > 0)
    hang_count = hang_count - 1
    VAD_flag=1

```

### 3.3.3.2 Background noise estimation

Background noise estimate ( $bckr\_est[n]$ ) is updated using amplitude levels of the previous frame. Thus, the update is delayed by one frame to avoid undetected start of speech bursts to corrupt the noise estimate. The update speed for the current frame is selected using intermediate VAD decisions ( $vadreg$ ) and stationarity counter ( $stat\_count$ ) as follows:

```

if (vadreg for the last 4 frames has been zero)
  alpha_up = ALPHA_UP1
  alpha_down = ALPHA_DOWN1
else if (stat_count = 0)
  alpha_up = ALPHA_UP2
  alpha_down = ALPHA_DOWN2
else
  alpha_up = 0
  alpha_down = ALPHA3

```

The variable  $stat\_count$  indicates stationary and its purpose is explained later in this subclause. The variables  $alpha\_up$  and  $alpha\_down$  define the update speed for upwards and downwards, respectively. The update speed for each band "n" is selected as follows:

```

if ( $bckr\_est_m[n] < level_{m-1}[n]$ )
  alpha[n] = alpha_up
else
  alpha[n] = alpha_down

```

Finally, noise estimate is updated as follows:

$$bckr\_est_{m+1}[n] = (1.0 - alpha[n]) * bckr\_est_m[n] + alpha[n] * level_{m-1}[n], \quad (13)$$

where:

- n index of the frequency band
- m index of the frame

Level of the background estimate ( $bckr\_est[n]$ ) is limited between constants NOISE\_MIN and NOISE\_MAX.

If level of background noise increases suddenly,  $vadreg$  will be set to "1" and background noise is not normally updated upwards. To recover from this situation, update of the background noise estimate is enabled if the intermediate VAD decision ( $vadreg$ ) is "1" for long enough time and spectrum is stationary. Stationary ( $stat\_rat$ ) is estimated using following equation:

$$stat\_rat = \sum_{n=1}^{12} \frac{MAX(STAT\_THR\_LEVEL, MAX(ave\_level_m[n], level_m[n]))}{MAX(STAT\_THR\_LEVEL, MIN(ave\_level_m[n], level_m[n]))}, \quad (14)$$

where:

- STAT\_THR\_LEVEL a constant
- n index of the frequency band
- m index of the frame
- ave\_level average level of the input signal

If the stationary estimate (*stat\_rat*) is higher than a threshold, the stationary counter (*stat\_count*) is set to the initial value defined by constant *STAT\_COUNT*. If the signal is not stationary but speech has been detected (VAD decision is "1"), *stat\_count* is decreased by one in each frame until it is zero.

```

if (5 last tone flags have been one)
    stat_count = STAT_COUNT
else
    if (8 last internal VAD decisions have been zero) OR (stat_rat > STAT_THR)
        stat_count = STAT_COUNT
    else
        if (vadreg) AND (stat_count ≠ 0)
            stat_count = stat_count - 1

```

The average signal levels (*ave\_level[n]*) are calculated as follows:

$$ave\_level_{m+1}[n] = (1.0 - alpha) * ave\_level_m[n] + alpha * level_m[n] \quad (15)$$

The update speed (*alpha*) for the previous equation is selected as follows:

```

if (stat_count = STAT_COUNT)
    alpha = 1.0
else if (vadreg = 1)
    alpha = ALPHA5
else
    alpha = ALPHA4

```

### 3.3.3.3 Speech level estimation

First, full-band input level is calculated by summing input levels in each band except the lowest band as follows:

$$in\_level = \sum_{n=2}^{12} level[n] \quad (16)$$

A frame is assumed to contain speech if its level is high enough (*MIN\_SPEECH\_LEVEL1*), and the intermediate VAD flag (*vadreg*) is set or the input level is higher than the current speech level estimate. Maximum level (*sp\_max*) from *SP\_EST\_COUNT* frames is searched. If the *SP\_ACTIVITY\_COUNT* number of speech frames is located in within *SP\_EST\_COUNT* number of frames, speech level estimate is updated by the maximum signal level (*sp\_max*). The pseudocode for the speech level estimation is as follows:

```

If (SP_ACTIVITY_COUNT > SP_EST_COUNT - sp_est_cnt + sp_max_cnt)
    sp_est_cnt = 0
    sp_max_cnt = 0
    sp_max = 0
sp_est_cnt = sp_est_cnt + 1
if (in_level > MIN_SPEECH_LEVEL1) AND ((vadreg = 1) OR (in_level > speech_level))
    sp_max_cnt = sp_max_cnt + 1
    sp_max = MAX(sp_max, in_level)
    if (sp_max_cnt > SP_ACTIVITY_COUNT)
        if (sp_max > MIN_SPEECH_LEVEL2)
            if (sp_max > speech_level)
                speech_level = speech_level + SP_ALPHA_UP * (sp_max - speech_level)
            else
                speech_level = speech_level + SP_ALPHA_DOWN * (sp_max - speech_level)
    sp_max_cnt = 0
    sp_max = 0
    sp_est_cnt = 0

```

---

## 4 Computational details

A low level description has been prepared in form of ANSI C-code [1].

## Annex A (informative) :

### Change history

Change history							
Date	TSG #	TSG Doc.	CR	Rev	Subject/Comment	Old	New
03-2001	11	SP-010089			Version 2.0.0 presented for approval		5.0.0
12-2004	26				Version for Release 6	5.0.0	6.0.0
06-2007	36				Version for Release 7	6.0.0	7.0.0
12-2008	42				Version for Release 8	7.0.0	8.0.0
12-2009	46				Version for Release 9	8.0.0	9.0.0
03-2011	51				Version for Release 10	9.0.0	10.0.0
02-2012					Edithelp improvements	10.0.0	10.0.1
09-2012	57				Version for Release 11	10.0.1	11.0.0
09-2014	65				Version for Release 12	11.0.0	12.0.0
12-2015	70				Version for Release 13	12.0.0	13.0.0

Change history							
Date	Meeting	TDoc	CR	Rev	Cat	Subject/Comment	New version
2017-03	75					Version for Release 14	14.0.0
2018-06	80					Version for Release 15	15.0.0
2020-07	-	-	-	-	-	Update to Rel-16 version (MCC)	<b>16.0.0</b>
2022-04	-	-	-	-	-	Update to Rel-17 version (MCC)	<b>17.0.0</b>



---

# History

<b>Document history</b>		
V17.0.0	May 2022	Publication