

ETSI TS 128 516 V14.0.0 (2017-05)



**LTE;
Telecommunication management;
Fault Management (FM)
for mobile networks that include virtualized network functions;
Procedures
(3GPP TS 28.516 version 14.0.0 Release 14)**



Reference

DTS/TSGS-0528516ve00

Keywords

LTE

ETSI

650 Route des Lucioles
F-06921 Sophia Antipolis Cedex - FRANCE

Tel.: +33 4 92 94 42 00 Fax: +33 4 93 65 47 16

Siret N° 348 623 562 00017 - NAF 742 C
Association à but non lucratif enregistrée à la
Sous-Préfecture de Grasse (06) N° 7803/88

Important notice

The present document can be downloaded from:

<http://www.etsi.org/standards-search>

The present document may be made available in electronic versions and/or in print. The content of any electronic and/or print versions of the present document shall not be modified without the prior written authorization of ETSI. In case of any existing or perceived difference in contents between such versions and/or in print, the only prevailing document is the print of the Portable Document Format (PDF) version kept on a specific network drive within ETSI Secretariat.

Users of the present document should be aware that the document may be subject to revision or change of status.

Information on the current status of this and other ETSI documents is available at

<https://portal.etsi.org/TB/ETSI/DeliverableStatus.aspx>

If you find errors in the present document, please send your comment to one of the following services:

<https://portal.etsi.org/People/CommitteeSupportStaff.aspx>

Copyright Notification

No part may be reproduced or utilized in any form or by any means, electronic or mechanical, including photocopying and microfilm except as authorized by written permission of ETSI.

The content of the PDF version shall not be modified without the written authorization of ETSI.

The copyright and the foregoing restriction extend to reproduction in all media.

© European Telecommunications Standards Institute 2017.

All rights reserved.

DECT™, PLUGTESTS™, UMTS™ and the ETSI logo are Trade Marks of ETSI registered for the benefit of its Members.

3GPP™ and LTE™ are Trade Marks of ETSI registered for the benefit of its Members and of the 3GPP Organizational Partners.

oneM2M logo is protected for the benefit of its Members

GSM® and the GSM logo are Trade Marks registered and owned by the GSM Association.

Intellectual Property Rights

IPRs essential or potentially essential to the present document may have been declared to ETSI. The information pertaining to these essential IPRs, if any, is publicly available for **ETSI members and non-members**, and can be found in ETSI SR 000 314: "*Intellectual Property Rights (IPRs); Essential, or potentially Essential, IPRs notified to ETSI in respect of ETSI standards*", which is available from the ETSI Secretariat. Latest updates are available on the ETSI Web server (<https://ipr.etsi.org>).

Pursuant to the ETSI IPR Policy, no investigation, including IPR searches, has been carried out by ETSI. No guarantee can be given as to the existence of other IPRs not referenced in ETSI SR 000 314 (or the updates on the ETSI Web server) which are, or may be, or may become, essential to the present document.

Foreword

This Technical Specification (TS) has been produced by ETSI 3rd Generation Partnership Project (3GPP).

The present document may refer to technical specifications or reports using their 3GPP identities, UMTS identities or GSM identities. These should be interpreted as being references to the corresponding ETSI deliverables.

The cross reference between GSM, UMTS, 3GPP and ETSI identities can be found under <http://webapp.etsi.org/key/queryform.asp>.

Modal verbs terminology

In the present document "**shall**", "**shall not**", "**should**", "**should not**", "**may**", "**need not**", "**will**", "**will not**", "**can**" and "**cannot**" are to be interpreted as described in clause 3.2 of the [ETSI Drafting Rules](#) (Verbal forms for the expression of provisions).

"**must**" and "**must not**" are **NOT** allowed in ETSI deliverables except when used in direct citation.

Contents

Intellectual Property Rights	2
Foreword.....	2
Modal verbs terminology.....	2
Foreword.....	4
Introduction	4
1 Scope	5
2 References	5
3 Definitions and abbreviations.....	5
3.1 Definitions	5
3.2 Abbreviations	5
4 Fault Management procedures	6
4.1 Introduction	6
4.2 NE alarm correlation in the context of NFV	7
4.2.1 NE alarm correlation made by EM in the context of NFV	7
4.2.2 NE alarm correlation made by NM in the context of NFV	8
4.3 Virtualization-specific aspect failure detection and notification	9
4.3.1 Virtualization-specific aspect failure detection and notification by VNFM	9
4.3.2 Virtualization-specific aspect failure detection and notification by EM.....	10
4.4 VNF Healing with operation request to VNFM by EM through Ve-Vnfm-em.....	11
Annex A (informative): Change history	12
History	13

Foreword

This Technical Specification has been produced by the 3rd Generation Partnership Project (3GPP).

The contents of the present document are subject to continuing work within the TSG and may change following formal TSG approval. Should the TSG modify the contents of the present document, it will be re-released by the TSG with an identifying change of release date and an increase in version number as follows:

Version x.y.z

where:

- x the first digit:
 - 1 presented to TSG for information;
 - 2 presented to TSG for approval;
 - 3 or greater indicates TSG approved document under change control.
- y the second digit is incremented for all changes of substance, i.e. technical enhancements, corrections, updates, etc.
- z the third digit is incremented when editorial only changes have been incorporated in the document.

Introduction

The present document is part of a TS-family covering the 3rd Generation Partnership Project; Technical Specification Group Services and System Aspects; Telecommunication management, as identified below:

TS 28.515 "Fault Management (FM) for mobile networks that include virtualized network functions; Requirements".

TS 28.516 "Fault Management (FM) for mobile networks that include virtualized network functions; Procedures".

TS 28.517 "Fault Management (FM) for mobile networks that include virtualized network functions; Stage 2".

TS 28.518 "Fault Management (FM) for mobile networks that include virtualized network functions; Stage 3".

1 Scope

The present document specifies the Fault Management procedures for mobile networks that include virtualized network functions which can be part of EPC or IMS.

2 References

The following documents contain provisions which, through reference in this text, constitute provisions of the present document.

- References are either specific (identified by date of publication, edition number, version number, etc.) or non-specific.
- For a specific reference, subsequent revisions do not apply.
- For a non-specific reference, the latest version applies. In the case of a reference to a 3GPP document (including a GSM document), a non-specific reference implicitly refers to the latest version of that document *in the same Release as the present document*.

- [1] 3GPP TR 21.905: "Vocabulary for 3GPP Specifications".
- [2] 3GPP TS 32.111-2: "Telecommunication management; Fault Management; Part 2: Alarm Integration Reference Point (IRP) Information Service (IS)".
- [3] ETSI GS NFV-IFA 008 (V2.1.1): "Network Functions Virtualisation (NFV); Management and Orchestration; Ve-Vnfm Reference Point - Interface and Information Model Specification".
- [4] 3GPP TS 28.515: "Telecommunication management; Fault Management (FM) for mobile networks that include virtualized network functions; Requirements".
- [5] 3GPP TS 28.500: "Telecommunication management; Management concept, architecture and requirements for mobile networks that include virtualized network functions".

3 Definitions and abbreviations

3.1 Definitions

For the purposes of the present document, the terms and definitions given in 3GPP TR 21.905 [1] and in 3GPP TS 28.500 [5] and the following apply. A term defined in the present document takes precedence over the definition of the same term, if any, in 3GPP TR 21.905 [1] or in 3GPP TS 28.500 [5].

3.2 Abbreviations

For the purposes of the present document, the abbreviations given in 3GPP TR 21.905 [1] and in 3GPP TS 28.500 [5] and the following apply. An abbreviation defined in the present document takes precedence over the definition of the same abbreviation, if any, in 3GPP TR 21.905 [1] or in 3GPP TS 28.500 [5].

VM	Virtual Machine
VNFC	Virtualized Network Function Component
vNIC	virtual Network Interface Card
vPORT	virtual Port

4 Fault Management procedures

4.1 Introduction

The overview of alarm data flow procedures in context of NFV is showed as Figure 4.1-1 3GPP view of FM data flows.

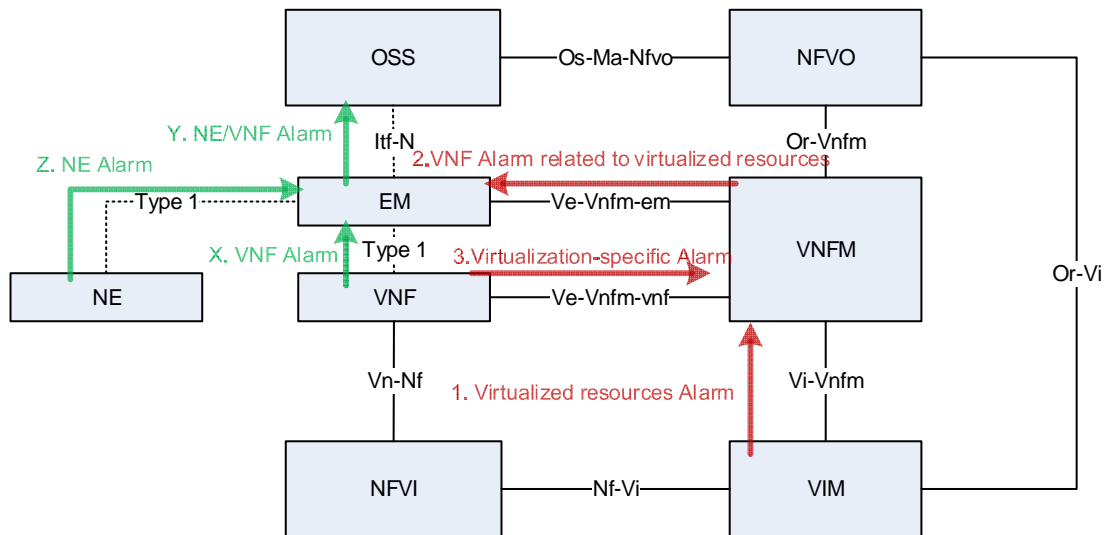


Figure 4.1-1: 3GPP view of alarm data flows for NE/VNF

The alarm data flow and the alarm mapping of VNF instance application alarm and VNF instance related virtualized resource alarm are described as below:

- Flow-1 VIM reports virtualized resources alarm data to VNFM (out of scope of the present document).
- Flow-2 VNFM sends VNF alarm data related to virtualized resources (mapped to VNF instance, correlated or not-correlated) to EM.
- Flow-3 VNF reports virtualization-specific alarm data to VNFM.
- Flow-X Via 3GPP Type 1 interface VNF instance reports VNF instance application alarm data and virtualization-specific alarm data to EM.
- Flow-Z Via 3GPP Type 1 interface non-virtualized NEs report alarm data to EM.
- Flow-Y Via 3GPP Itf-N EM sends the following: VNF instance application alarm data and virtualization-specific alarm data (received via Flow-X), VNF alarm data related to virtualized resources (received via Flow-2), non-virtualized NE alarm data (received via Flow-Z), and/or correlated VNF instance alarm data.

EM may make the alarm correlation based on information contained in Flow-X, Flow-Z and Flow-2, using the same VNF/VNFC instance identifier based on the VNF instance alarm data related to virtualized resource and VNF instance application alarm data. EM may report the correlated VNF instance alarm data to NM.

NM may make the alarm correlation based on information contained in Flow-X, Flow-Y, Flow-Z and Flow-2, using the same VNF/VNFC instance identifier based on the VNF instance alarm data related to virtualized resource and VNF instance application alarm data.

The procedures listed in clause 4, as some of all the possibilities, are not exhaustive.

4.2 NE alarm correlation in the context of NFV

4.2.1 NE alarm correlation made by EM in the context of NFV

When a new failure occurs from the virtualized resource and it impacts the corresponding NE application, EM can make the alarm correlation based on the virtualized resource failure report sent from VNFM and VNF application alarms.

The figure 4.2.1-1 illustrates the procedure of EM makes NE alarms correlation in a mobile network that includes virtualized network functions.

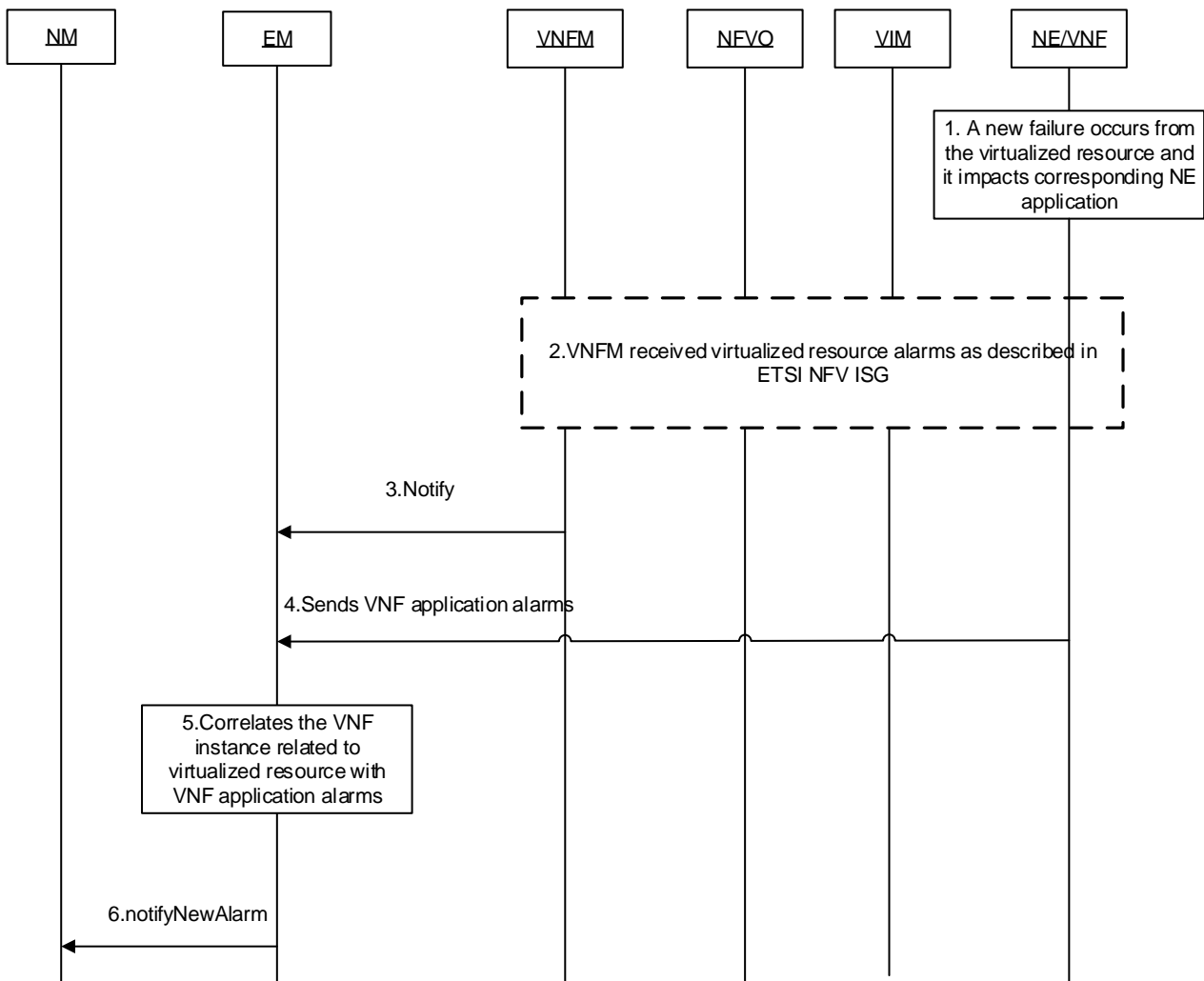


Figure 4.2.1-1: Procedure of NE alarm correlation made by EM in the context of NFV

- 1) A new failure occurs from the virtualized resource and it impacts the corresponding NE application.
- 2) VNFM received virtualized resource alarms as described in ETSI NFV ISG.
- 3) VNFM sends VNF instance alarms related to virtualized resource to EM. The VNF and/or VNFC alarms related to virtualized resource include AlarmId, affected VNF identifier, affected VNFC identifiers, and FaultDetails which provides additional information about the virtualized resource fault, for example the resource identifier which causes the fault (e.g. VM identifier, vNIC identifier or vPORT identifier). The Alarm information element see clause 9.3.4 of [3].
- 4) NE/VNF sends VNF application alarms to EM through proprietary interface, the corresponding VNF instance identifier and/or VNFC identifier should be included.

NOTE: There is no sequence restriction on EM receives VNF instance alarms related virtualized resource and EM receives VNF application alarms.

- 5) EM correlates the received VNF instance alarms related to virtualized resource with the received VNF application alarms.
- 6) EM sends the correlated alarm information to NM over Itf-N. The alarm information that carries correlated alarm information is specified in TS 32.111-2 [2].

4.2.2 NE alarm correlation made by NM in the context of NFV

When a new failure occurred from the virtualized resource and it impacts corresponding NE application, NM can make the alarm correlation based on the virtualized resource failure report sent from VNFM and VNF application alarms.

The figure 4.2.2-1 illustrates the procedure of NM makes NE alarms correlation in a mobile network that includes virtualized network functions.

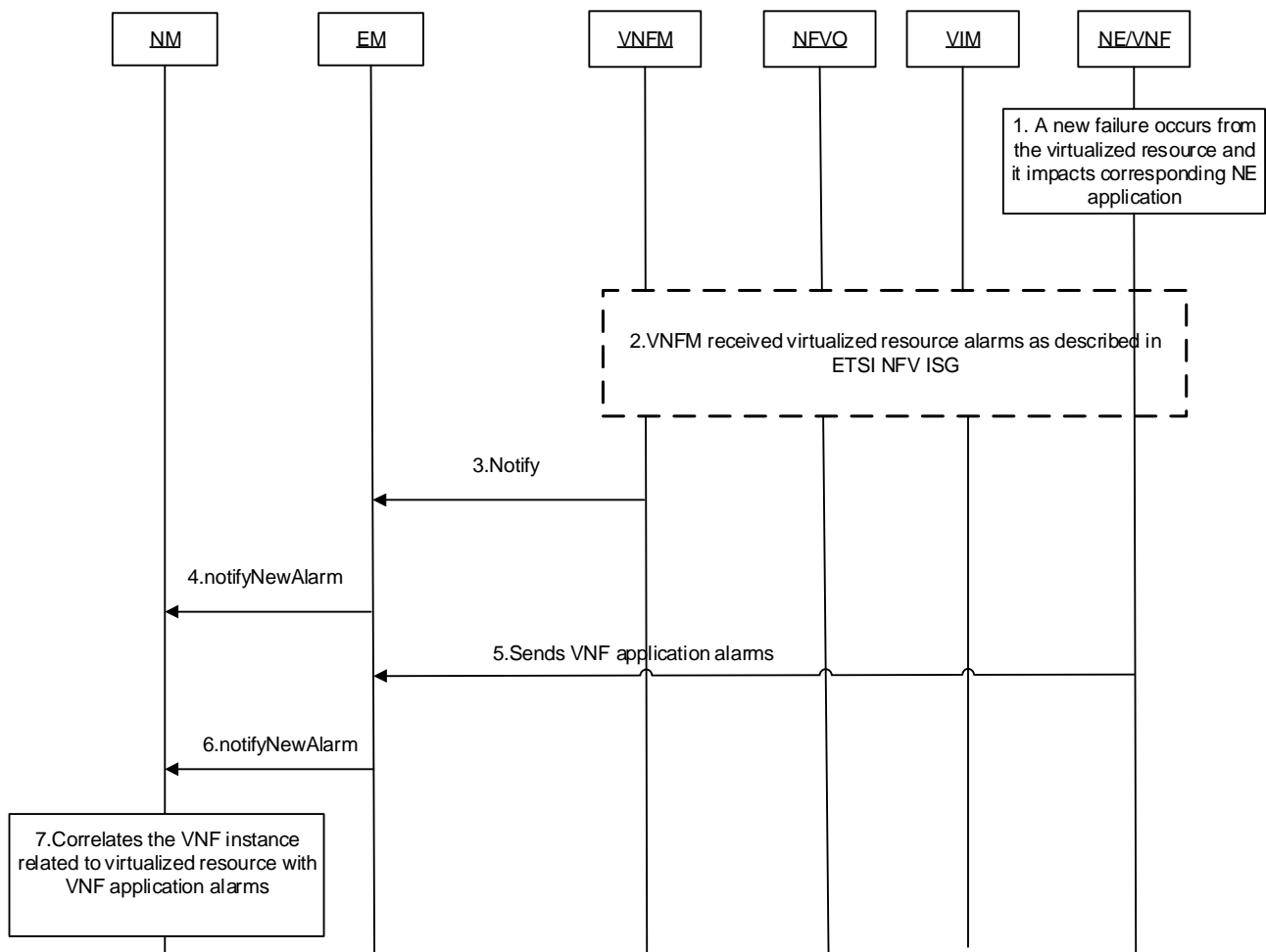


Figure 4.2.2-1: Procedure of NE alarm correlation made by NM in the context of NFV

- 1) A new failure occurs from the virtualized resource and it impacts corresponding NE application.
- 2) VNFM receives virtualized resource alarms as described in [3].
- 3) VNFM sends VNF instance alarms related to virtualized resource to EM. The VNF and/or VNFC alarms related to virtualized resource include AlarmId, affected VNF identifier, affected VNFC identifiers, and FaultDetails which provides additional information about the virtualized resource fault, for example the resource identifier which causes the fault (e.g. VM identifier, vNIC identifier or vPORT identifier). The Alarm information element see clause 9.3.4 of [3].
- 4) EM sends VNF instance alarms related to virtualized resource to NM.
- 5) NE/VNF sends VNF application alarms to EM through proprietary interface, the corresponding VNF instance identifier and/or VNFC identifier should be included.

- 6) EM sends VNF application failure report of a NE to NM over Itf-N. The information in the failure report sees alarm information in TS 32.111-2 [2].

NOTE: There is no sequence restriction on EM receives VNF instance alarms related virtualized resource and NM receives VNF application failure report.

- 7) Based on the VNF instance alarms related to virtualized resource sent from VNFM and VNF application failure report, NM makes the alarm correlation.

4.3 Virtualization-specific aspect failure detection and notification

4.3.1 Virtualization-specific aspect failure detection and notification by VNFM

The figure 4.3.1-1 illustrates the procedure of notifying the EM about a virtualization-specific failure of a virtualized network function when virtualization-specific aspect failure detection and notification by VNFM.

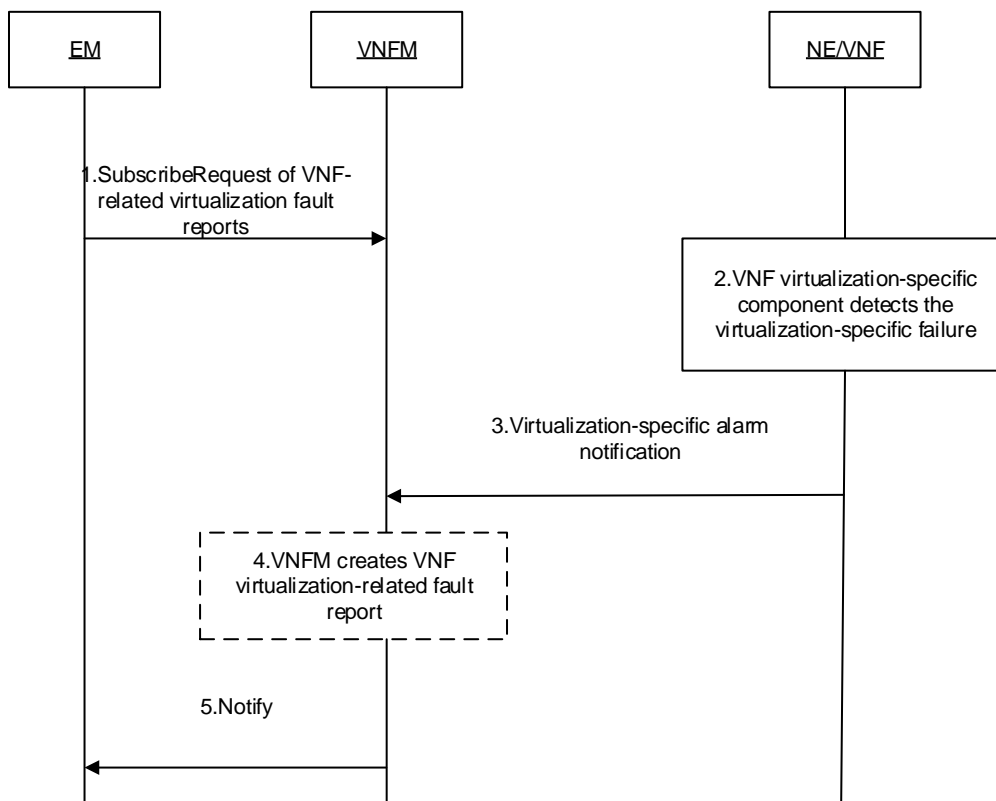


Figure 4.3.1-1: Procedure of virtualization-specific aspect failure detection and notification by VNFM

- 1) EM subscribes to VNF-related virtualization fault reports.
- 2) A new virtualization-specific failure occurs and is detected by VNF virtualization-specific component.
- 3) VNF sends virtualization-specific fault notification to VNFM.
- 4) VNFM creates VNF virtualization-related fault report as described in ETSI NFV ISG.
- 5) VNFM sends VNF instance alarms generated due to changes in the state of virtualized resources used by the VNFs and their constituent VNFC instances to EM. The VNF and/or VNFC alarms related to virtualized resources include AlarmId, affected VNF identifier, affected VNFC identifiers, and FaultDetails which provides additional information about the fault, for example the resource identifier which causes the fault (e.g. VM identifier, vNIC identifier or vPORT identifier). The Alarm information element see clause 9.3.4 of [3].

4.3.2 Virtualization-specific aspect failure detection and notification by EM

The figure 4.3.2-1 illustrates the procedure of notifying the EM about a virtualization-specific failure of a virtualized network function.

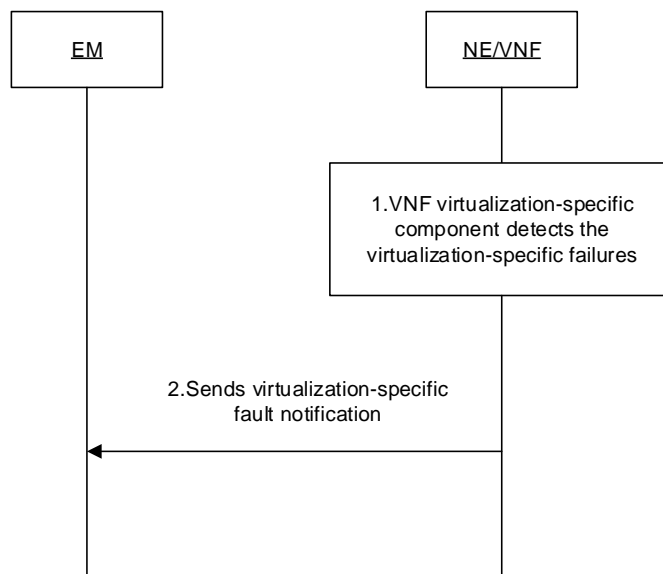


Figure 4.3.2-1: Procedure of virtualization-specific aspect failure detection and notification by EM

- 1) A new virtualization-specific failure occurs and is detected by VNF virtualization-specific component.
- 2) VNF sends virtualization-specific fault notification to EM through proprietary interfaces, the corresponding VNF instance identifier and/or VNFC identifier should be included.

4.4 VNF Healing with operation request to VNFM by EM through Ve-Vnfm-em

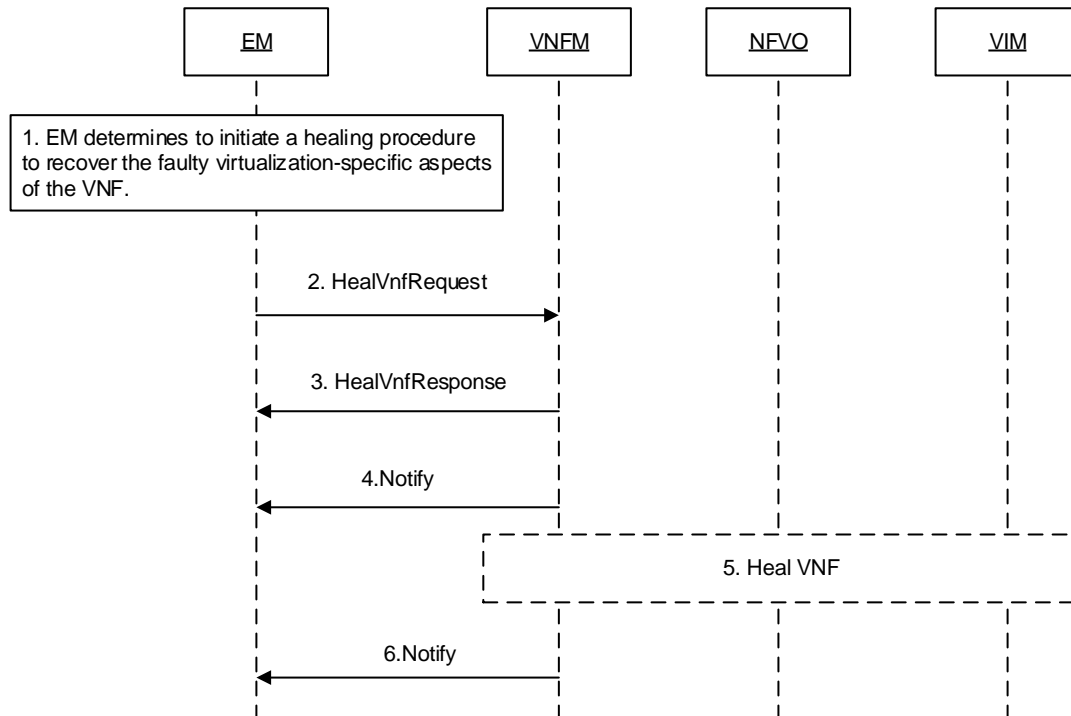


Figure 4.4-1: Procedure of VNF Healing through operation request to VNFM by EM

- 1) EM determines to initiate a healing procedure to recover the faulty virtualization-specific aspects of the VNF.
- 2) EM sends to VNFM a *HealVnfRequest* with input parameters *vnfInstanceId*, *vnfcInstanceId*, *cause*, *additionalParam*, and *healScript* to heal the VNF instance (see clause 7.2.10.2 of [3]).
- 3) VNFM sends to EM a *HealVnfResponse* acknowledging the request with parameter *lifecycleOperationOccurrenceId* providing the identifier of the VNF lifecycle operation occurrence (see clause 7.2.10.3 of [3]).
- 4) VNFM sends to EM a *Notify* (see clause 7.3.3 of [3]) carrying a *VnfLifecycleChangeNotification* information element with attributes *vnfInstanceId*, *lifecycleOperationOccurrenceId*, *operation* = "HealVnf", and *status* = "start" to indicate the start of the VNF healing execution (see clause 9.5.2.3 [3]).
- 5) VNFM executes the healing, see clause 7.2.10 of [3].
- 6) VNFM sends to EM a *Notify* (see clause 7.3.3 [3]) carrying a *VnfLifecycleChangeNotification* information element, with attributes *vnfInstanceId*, *lifecycleOperationOccurrenceId*, *operation* = "HealVnf", *notificationType* = "result" to indicate the end and the result of the VNF healing execution. Depending on the result, additional parameters *affectedVnfc*, *affectedVirtualLink*, and *affectedVirtualStorage* provide information about the VNFC, VL and virtualised storage resources affected during the lifecycle operation (see clauses 9.5.2.3 of [3]).

Annex A (informative): Change history

Change history							
Date	Meeting	TDoc	CR	Rev	Cat	Subject/Comment	New version
2017-03	SA#75	SP-170118				Presented for approval	2.0.0
2017-03	SA#75					Upgrade to change control version	14.0.0

History

Document history		
V14.0.0	May 2017	Publication