

ETSI TS 128 541 V17.17.0 (2025-02)



**5G;
Management and orchestration;
5G Network Resource Model (NRM);
Stage 2 and stage 3
(3GPP TS 28.541 version 17.17.0 Release 17)**



Reference

RTS/TSGS-0528541vhh0

Keywords

5G

ETSI

650 Route des Lucioles
F-06921 Sophia Antipolis Cedex - FRANCE

Tel.: +33 4 92 94 42 00 Fax: +33 4 93 65 47 16

Siret N° 348 623 562 00017 - APE 7112B
Association à but non lucratif enregistrée à la
Sous-Préfecture de Grasse (06) N° w061004871

Important notice

The present document can be downloaded from the
[ETSI Search & Browse Standards](#) application.

The present document may be made available in electronic versions and/or in print. The content of any electronic and/or print versions of the present document shall not be modified without the prior written authorization of ETSI. In case of any existing or perceived difference in contents between such versions and/or in print, the prevailing version of an ETSI deliverable is the one made publicly available in PDF format on [ETSI deliver](#) repository.

Users should be aware that the present document may be revised or have its status changed,
this information is available in the [Milestones listing](#).

If you find errors in the present document, please send your comments to
the relevant service listed under [Committee Support Staff](#).

If you find a security vulnerability in the present document, please report it through our
[Coordinated Vulnerability Disclosure \(CVD\)](#) program.

Notice of disclaimer & limitation of liability

The information provided in the present deliverable is directed solely to professionals who have the appropriate degree of experience to understand and interpret its content in accordance with generally accepted engineering or other professional standard and applicable regulations.

No recommendation as to products and services or vendors is made or should be implied.

No representation or warranty is made that this deliverable is technically accurate or sufficient or conforms to any law and/or governmental rule and/or regulation and further, no representation or warranty is made of merchantability or fitness for any particular purpose or against infringement of intellectual property rights.

In no event shall ETSI be held liable for loss of profits or any other incidental or consequential damages.

Any software contained in this deliverable is provided "AS IS" with no warranties, express or implied, including but not limited to, the warranties of merchantability, fitness for a particular purpose and non-infringement of intellectual property rights and ETSI shall not be held liable in any event for any damages whatsoever (including, without limitation, damages for loss of profits, business interruption, loss of information, or any other pecuniary loss) arising out of or related to the use of or inability to use the software.

Copyright Notification

No part may be reproduced or utilized in any form or by any means, electronic or mechanical, including photocopying and microfilm except as authorized by written permission of ETSI.

The content of the PDF version shall not be modified without the written authorization of ETSI.

The copyright and the foregoing restriction extend to reproduction in all media.

© ETSI 2025.
All rights reserved.

Intellectual Property Rights

Essential patents

IPRs essential or potentially essential to normative deliverables may have been declared to ETSI. The declarations pertaining to these essential IPRs, if any, are publicly available for **ETSI members and non-members**, and can be found in ETSI SR 000 314: "*Intellectual Property Rights (IPRs); Essential, or potentially Essential, IPRs notified to ETSI in respect of ETSI standards*", which is available from the ETSI Secretariat. Latest updates are available on the [ETSI IPR online database](#).

Pursuant to the ETSI Directives including the ETSI IPR Policy, no investigation regarding the essentiality of IPRs, including IPR searches, has been carried out by ETSI. No guarantee can be given as to the existence of other IPRs not referenced in ETSI SR 000 314 (or the updates on the ETSI Web server) which are, or may be, or may become, essential to the present document.

Trademarks

The present document may include trademarks and/or tradenames which are asserted and/or registered by their owners. ETSI claims no ownership of these except for any which are indicated as being the property of ETSI, and conveys no right to use or reproduce any trademark and/or tradename. Mention of those trademarks in the present document does not constitute an endorsement by ETSI of products, services or organizations associated with those trademarks.

DECT™, **PLUGTESTS™**, **UMTS™** and the ETSI logo are trademarks of ETSI registered for the benefit of its Members. **3GPP™**, **LTE™** and **5G™** logo are trademarks of ETSI registered for the benefit of its Members and of the 3GPP Organizational Partners. **oneM2M™** logo is a trademark of ETSI registered for the benefit of its Members and of the oneM2M Partners. **GSM®** and the GSM logo are trademarks registered and owned by the GSM Association.

Legal Notice

This Technical Specification (TS) has been produced by ETSI 3rd Generation Partnership Project (3GPP).

The present document may refer to technical specifications or reports using their 3GPP identities. These shall be interpreted as being references to the corresponding ETSI deliverables.

The cross reference between 3GPP and ETSI identities can be found at [3GPP to ETSI numbering cross-referencing](#).

Modal verbs terminology

In the present document "**shall**", "**shall not**", "**should**", "**should not**", "**may**", "**need not**", "**will**", "**will not**", "**can**" and "**cannot**" are to be interpreted as described in clause 3.2 of the [ETSI Drafting Rules](#) (Verbal forms for the expression of provisions).

"**must**" and "**must not**" are **NOT** allowed in ETSI deliverables except when used in direct citation.

Contents

Intellectual Property Rights	2
Legal Notice	2
Modal verbs terminology.....	2
Foreword.....	27
Introduction	28
1 Scope	29
2 References	29
3 Definitions of terms, symbols and abbreviations	32
3.1 Terms.....	32
3.2 Symbols.....	32
3.3 Abbreviations	32
4 Information model definitions for NR NRM.....	33
4.1 Imported and associated information	33
4.1.1 Imported information entities and local labels.....	33
4.1.2 Associated information entities and local labels.....	33
4.2 Class diagram	33
4.2.1 Class diagram for gNB and en-gNB	33
4.2.1.1 Relationships.....	33
4.2.1.2 Inheritance.....	40
4.3 Class definitions	44
4.3.1 GNBDUFunction	44
4.3.1.1 Definition	44
4.3.1.2 Attributes.....	44
4.3.1.3 Attribute constraints	45
4.3.1.4 Notifications.....	45
4.3.2 GNBCUCPFunction	45
4.3.2.1 Definition	45
4.3.2.2 Attributes.....	45
4.3.2.3 Attribute constraints	46
4.3.2.4 Notifications.....	46
4.3.3 GNBCUUPFunction	46
4.3.3.1 Definition	46
4.3.3.2 Attributes.....	47
4.3.3.3 Attribute constraints	47
4.3.3.4 Notifications.....	47
4.3.4 NRCellCU	47
4.3.4.1 Definition	47
4.3.4.2 Attributes.....	47
4.3.4.3 Void.....	48
4.3.4.4 Notifications.....	48
4.3.5 NRCellDU	48
4.3.5.1 Definition	48
4.3.5.2 Attributes.....	48
4.3.5.3 Attribute constraints	49
4.3.5.4 Notifications.....	49
4.3.6 NRSectorCarrier	49
4.3.6.1 Definition	49
4.3.6.2 Attributes.....	50
4.3.6.3 Attribute constraints	50
4.3.6.4 Notifications.....	50
4.3.7 BWP	50
4.3.7.1 Definition	50
4.3.7.2 Attributes.....	51

4.3.7.3	Attribute constraints	51
4.3.7.4	Notifications	51
4.3.8	EP_E1	51
4.3.8.1	Definition	51
4.3.8.2	Attributes	51
4.3.8.3	Attribute constraints	51
4.3.8.4	Notifications	51
4.3.9	EP_XnU	51
4.3.9.1	Definition	51
4.3.9.2	Attributes	52
4.3.9.3	Attribute constraints	52
4.3.9.4	Notifications	52
4.3.10	EP_NgC	52
4.3.10.1	Definition	52
4.3.10.2	Attributes	52
4.3.10.3	Attribute constraints	52
4.3.10.4	Notifications	52
4.3.11	EP_NgU	52
4.3.11.1	Definition	52
4.3.11.2	Attributes	53
4.3.11.3	Attribute constraints	53
4.3.11.4	Notifications	53
4.3.12	EP_F1C	53
4.3.12.1	Definition	53
4.3.12.2	Attributes	53
4.3.12.3	Attribute constraints	53
4.3.12.4	Notifications	53
4.3.13	EP_F1U	54
4.3.13.1	Definition	54
4.3.13.2	Attributes	54
4.3.13.3	Attribute constraints	54
4.3.13.4	Notifications	54
4.3.14	EP_S1U	54
4.3.14.1	Definition	54
4.3.14.2	Attributes	54
4.3.14.3	Attribute constraints	54
4.3.14.4	Notifications	54
4.3.15	EP_X2C	55
4.3.15.1	Definition	55
4.3.15.2	Attributes	55
4.3.15.3	Attribute constraints	55
4.3.15.4	Notifications	55
4.3.16	EP_X2U	55
4.3.16.1	Definition	55
4.3.16.2	Attributes	55
4.3.16.3	Attribute constraints	55
4.3.16.4	Notifications	55
4.3.17	EP_XnC	56
4.3.17.1	Definition	56
4.3.17.2	Attributes	56
4.3.17.3	Attribute constraints	56
4.3.17.4	Notifications	56
4.3.18	ExternalGNBCUCPFfunction	56
4.3.18.1	Definition	56
4.3.18.2	Attributes	56
4.3.18.3	Attribute constraints	56
4.3.18.4	Notifications	56
4.3.19	ExternalGNBCUUPFunction	57
4.3.19.1	Definition	57
4.3.19.2	Attributes	57
4.3.19.3	Attribute constraints	57

4.3.19.4	Notifications.....	57
4.3.20	ExternalGNBDUFunction.....	57
4.3.20.1	Definition.....	57
4.3.20.2	Attributes.....	57
4.3.20.3	Attribute constraints.....	57
4.3.20.4	Notifications.....	57
4.3.21	ExternalUPFFunction.....	58
4.3.21.1	Definition.....	58
4.3.21.2	Attributes.....	58
4.3.21.3	Attribute constraints.....	58
4.3.21.4	Notifications.....	58
4.3.22	ExternalAMFFunction.....	58
4.3.22.1	Definition.....	58
4.3.22.2	Attributes.....	58
4.3.22.3	Attribute constraints.....	58
4.3.22.4	Notifications.....	58
4.3.23	Void.....	59
4.3.24	ENBFunction <<ProxyClass>>.....	59
4.3.24.1	Definition.....	59
4.3.24.2	Attributes.....	59
4.3.24.3	Attribute constraints.....	59
4.3.24.4	Notifications.....	59
4.3.25	GNBCUCPFunction <<ProxyClass>>.....	59
4.3.25.1	Definition.....	59
4.3.25.2	Attributes.....	59
4.3.25.3	Attribute constraints.....	59
4.3.25.4	Notifications.....	59
4.3.26	GNBCUUPFunction <<ProxyClass>>.....	59
4.3.26.1	Definition.....	59
4.3.26.2	Attributes.....	59
4.3.26.3	Attribute constraints.....	59
4.3.26.4	Notifications.....	59
4.3.27	GNBDUFunction <<ProxyClass>>.....	60
4.3.27.1	Definition.....	60
4.3.27.2	Attributes.....	60
4.3.27.3	Attribute constraints.....	60
4.3.27.4	Notifications.....	60
4.3.28	ServingGWFFunction <<ProxyClass>>.....	60
4.3.28.1	Definition.....	60
4.3.28.2	Attributes.....	60
4.3.28.3	Attribute constraints.....	60
4.3.28.4	Notifications.....	60
4.3.29	UPFFunction <<ProxyClass>>.....	60
4.3.29.1	Definition.....	60
4.3.29.2	Attributes.....	60
4.3.29.3	Attribute constraints.....	60
4.3.29.4	Notifications.....	60
4.3.30	AMFFunction <<ProxyClass>>.....	61
4.3.30.1	Definition.....	61
4.3.30.2	Attributes.....	61
4.3.30.3	Attribute constraints.....	61
4.3.30.4	Notifications.....	61
4.3.31	Void.....	61
4.3.32	NRCellRelation.....	61
4.3.32.1	Definition.....	61
4.3.32.2	Attributes.....	61
4.3.32.3	Attribute constraints.....	62
4.3.32.4	Notifications.....	62
4.3.33	NRFreqRelation.....	62
4.3.33.1	Definition.....	62
4.3.33.2	Attributes.....	62

4.3.33.3	Attribute constraints	62
4.3.33.4	Notifications	63
4.3.34	Void	63
4.3.35	ExternalNRCellCU	63
4.3.35.1	Definition	63
4.3.35.2	Attributes	63
4.3.35.3	Attribute constraints	63
4.3.35.4	Notifications	63
4.3.36	RRMPolicyRatio	63
4.3.36.1	Definition	63
4.3.36.2	Attributes	64
4.3.36.3	Attribute constraints	65
4.3.36.4	Notifications	65
4.3.37	S-NSSAI <<dataType>>	65
4.3.37.1	Definition	65
4.3.37.2	Attributes	65
4.3.37.3	Attribute constraints	65
4.3.37.4	Notifications	65
4.3.38	NRFrequency	65
4.3.38.1	Definition	65
4.3.38.2	Attributes	65
4.3.38.3	Attribute constraints	65
4.3.38.4	Notifications	65
4.3.39	CommonBeamformingFunction	66
4.3.39.1	Definition	66
4.3.39.2	Attributes	66
4.3.39.3	Attribute constraints	66
4.3.39.4	Notifications	66
4.3.40	Beam	66
4.3.40.1	Definition	66
4.3.40.2	Attributes	67
4.3.40.3	Attribute constraints	67
4.3.41	PLMNInfo <<dataType>>	67
4.3.41.1	Definition	67
4.3.41.2	Attributes	67
4.3.41.3	Attribute constraints	67
4.3.41.4	Notifications	68
The subclause 4.5 of the <<IOC>> using this <<dataType>> as one of its attributes, shall be		
	applicable.4.3.42	RRMPolicyMember
	<<dataType>>	68
4.3.42.1	Definition	68
4.3.42.2	Attributes	68
4.3.42.3	Attribute constraints	68
4.3.42.4	Notifications	68
4.3.43	RRMPolicy_	68
4.3.43.1	Definition	68
4.3.43.2	Attributes	68
4.3.43.3	Attribute constraints	69
4.3.43.4	Notifications	69
4.3.44	RRMPolicyManagedEntity <<ProxyClass>>	69
4.3.44.1	Definition	69
4.3.44.2	Attributes	69
4.3.44.3	Attribute constraints	69
4.3.44.4	Notifications	69
4.3.45	GNBCUCPNeighbour <<ProxyClass>>	69
4.3.45.1	Definition	69
4.3.45.2	Attributes	69
4.3.45.3	Attribute constraints	70
4.3.45.4	Notifications	70
4.3.46	GNBCUUPNeighbour <<ProxyClass>>	70
4.3.46.1	Definition	70

4.3.46.2	Attributes.....	70
4.3.46.3	Attribute constraints	70
4.3.46.4	Notifications.....	70
4.3.47	MappingSetIDBackhaulAddress <<dataType>>	70
4.3.47.1	Definition	70
4.3.47.2	Attributes.....	70
4.3.47.3	Attribute constraints	71
4.3.47.4	Notifications.....	71
4.3.48	BackhaulAddress <<dataType>>.....	71
4.3.48.1	Definition	71
4.3.48.2	Attributes.....	71
4.3.48.3	Attribute constraints	71
4.3.48.4	Notifications.....	71
4.3.49	Void.....	71
4.3.50	RimRSGlobal.....	71
4.3.50.1	Definition	71
4.3.50.2	Attributes.....	71
4.3.50.3	Attribute constraints	72
4.3.50.4	Notifications.....	72
4.3.51	FrequencyDomainPara <<dataType>>	72
4.3.51.1	Definition	72
4.3.51.2	Attributes.....	72
4.3.51.3	Attribute constraints	72
4.3.51.4	Notifications.....	72
4.3.52	SequenceDomainPara <<dataType>>.....	72
4.3.52.1	Definition	72
4.3.52.2	Attributes.....	72
4.3.52.3	Attribute constraints	73
4.3.52.4	Notifications.....	73
4.3.53	TimeDomainPara <<dataType>>	73
4.3.53.1	Definition	73
4.3.53.2	Attributes.....	73
4.3.53.3	Attribute constraints	73
4.3.53.4	Notifications.....	73
4.3.54	RimRSReportConf <<dataType>>.....	73
4.3.54.1	Definition	73
4.3.54.2	Attributes.....	73
4.3.54.3	Attribute constraints	74
4.3.54.4	Notifications.....	74
4.3.55	RimRSReportInfo <<dataType>>	74
4.3.55.1	Definition	74
4.3.55.2	Attributes.....	74
4.3.55.3	Attribute constraints	74
4.3.55.4	Notifications.....	74
4.3.56	RimRSSet	74
4.3.56.1	Definition	74
4.3.56.2	Attributes.....	75
4.3.56.3	Attribute constraints	75
4.3.56.4	Notifications.....	75
4.3.57	DANRManagementFunction.....	75
4.3.57.1	Definition	75
4.3.57.2	Attributes.....	75
4.3.57.3	Attribute constraints	75
4.3.57.4	Notifications.....	75
4.3.58	DESManagementFunction	75
4.3.58.1	Definition	75
4.3.58.2	Attributes.....	76
4.3.58.3	Attribute constraints	76
4.3.58.4	Notification	76
4.3.59	DRACHOptimizationFunction.....	76
4.3.59.1	Definition	76

4.3.59.2	Attributes.....	77
4.3.59.3	Attribute constraints	77
4.3.59.4	Notifications.....	77
4.3.60	DMROFunction.....	77
4.3.60.1	Definition	77
4.3.60.2	Attributes.....	77
4.3.60.3	Attribute constraints	77
4.3.60.4	Notifications.....	77
4.3.61	DPCIConfigurationFunction.....	78
4.3.61.1	Definition	78
4.3.61.2	Attributes.....	78
4.3.61.3	Attribute constraints	78
4.3.61.4	Notifications.....	78
4.3.62	CPCIConfigurationFunction.....	78
4.3.62.1	Definition	78
4.3.62.2	Attributes.....	78
4.3.62.3	Attribute constraints	78
4.3.62.4	Notifications.....	79
4.3.63	CESManagementFunction	79
4.3.63.1	Definition	79
4.3.63.2	Attributes.....	79
4.3.63.3	Attribute constraints	79
4.3.63.4	Notification	80
4.3.64	AddressWithVlan <<dataType>>	80
4.3.64.1	Definition	80
4.3.64.2	Attributes.....	80
4.3.64.3	Attribute constraints	80
4.3.64.4	Notifications.....	80
4.3.65	TceIDMappingInfo <<dataType>>.....	80
4.3.65.1	Definition	80
4.3.65.2	Attributes.....	80
4.3.65.3	Attribute constraints	81
4.3.65.4	Notifications.....	81
4.3.66	NPNIdentity <<dataType>>	81
4.3.66.1	Definition	81
4.3.66.2	Attributes.....	81
4.3.66.3	Attribute constraints	81
4.3.66.4	Notifications.....	81
4.3.67	OperatorDU	81
4.3.67.1	Definition	81
4.3.67.2	Attributes.....	82
4.3.67.3	Attribute Constraints	82
4.3.67.4	Notifications.....	82
4.3.68	NROperatorCellDU	82
4.3.68.1	Definition	82
4.3.68.2	Attributes.....	82
4.3.68.3	Attribute Constraints	83
4.3.68.4	Notifications.....	83
4.3.69	DLBOFunction.....	83
4.3.69.1	Definition	83
4.3.69.2	Attributes.....	83
4.3.69.3	Attribute constraints	83
4.3.69.4	Notifications.....	83
4.3.70	CCOFunction.....	83
4.3.70.1	Definition	83
4.3.70.2	Attributes.....	83
4.3.70.3	Attribute constraints	84
4.3.70.4	Notifications.....	84
4.3.71	CCOWeakCoverageParameters.....	84
4.3.71.1	Definition	84
4.3.71.2	Attributes.....	84

4.3.71.3	Attribute constraints	84
4.3.71.4	Notifications	84
4.3.72	CCOPilotPollutionParameters	84
4.3.72.1	Definition	84
4.3.72.2	Attributes	84
4.3.72.3	Attribute constraints	84
4.3.72.4	Notifications	84
4.3.73	CCOOvershootCoverageParameters	84
4.3.73.1	Definition	84
4.3.73.2	Attributes	85
4.3.73.3	Attribute constraints	85
4.3.73.4	Notifications	85
4.3.74	CCOParameters	85
4.3.74.1	Definition	85
4.3.74.2	Attributes	85
4.3.74.3	Attribute constraints	85
4.3.74.4	Notifications	85
4.3.75	ParameterRange <<dataType>>	85
4.3.75.1	Definition	85
4.3.75.2	Attributes	85
4.3.75.3	Attribute constraints	86
4.3.75.4	Notifications	86
4.3.76	LoadTimeThreshold <<dataType>>	86
4.3.76.1	Definition	86
4.3.76.2	Attributes	86
4.3.76.3	Attribute constraints	86
4.3.76.4	Notifications	86
4.3.77	EsNotAllowedTimePeriod <<dataType>>	86
4.3.77.1	Definition	86
4.3.77.2	Attributes	86
4.3.77.3	Attribute constraints	86
4.3.77.4	Notifications	86
4.3.78	UeAccDelayProbability <<dataType>>	87
4.3.78.1	Definition	87
4.3.78.2	Attributes	87
4.3.78.3	Attribute constraints	87
4.3.78.4	Notifications	87
4.3.79	UeAccProbability <<dataType>>	87
4.3.79.1	Definition	87
4.3.79.2	Attributes	87
4.3.79.3	Attribute constraints	87
4.3.79.4	Notifications	87
4.3.80	NRNetwork	87
4.3.80.1	Definition	87
4.3.80.2	Attributes	87
4.3.80.3	Attribute constraints	87
4.3.80.4	Notifications	88
4.3.81	EUtraNetwork	88
4.3.81.1	Definition	88
4.3.81.2	Attributes	88
4.3.81.3	Attribute constraints	88
4.3.81.4	Notifications	88
4.4	Attribute definitions	89
4.4.1	Attribute properties	89
4.5	Common notifications	120
4.5.1	Alarm notifications	120
4.5.2	Configuration notifications	121
4.5.3	Threshold Crossing notifications	121
5	Information Model definitions for 5GC NRM	121
5.1	Imported information entities and local labels	121

5.2	Class diagram	122
5.2.1	Class diagram of 5GC NFs	122
5.2.1.1	Relationships	122
5.2.1.2	Inheritance	131
5.2.2	Class diagram of AMF Region/AMF Set	135
5.2.2.1	Relationships	135
5.2.2.2	Inheritance	135
5.3	Class definitions	136
5.3.1	AMFFunction	136
5.3.1.1	Definition	136
5.3.1.2	Attributes	136
5.3.1.3	Attribute constraints	136
5.3.1.4	Notifications	137
5.3.2	SMFFunction	137
5.3.2.1	Definition	137
5.3.2.2	Attributes	137
5.3.2.3	Attribute constraints	137
5.3.2.4	Notifications	137
5.3.3	UPFFunction	137
5.3.3.1	Definition	137
5.3.3.2	Attributes	138
5.3.3.3	Attribute constraints	138
5.3.3.4	Notifications	138
5.3.4	N3IWFFunction	138
5.3.4.1	Definition	138
5.3.4.2	Attributes	138
5.3.4.3	Attribute constraints	138
5.3.4.4	Notifications	138
5.3.5	PCFFunction	138
5.3.5.1	Definition	138
5.3.5.2	Attributes	139
5.3.5.3	Attribute constraints	139
5.3.5.4	Notifications	139
5.3.6	AUSFFunction	139
5.3.6.1	Definition	139
5.3.6.2	Attributes	139
5.3.6.3	Attribute constraints	139
5.3.6.4	Notifications	140
5.3.7	UDMFunction	140
5.3.7.1	Definition	140
5.3.7.2	Attributes	140
5.3.7.3	Attribute constraints	140
5.3.7.4	Notifications	140
5.3.8	UDRFunction	140
5.3.8.1	Definition	140
5.3.8.2	Attributes	140
5.3.8.3	Attribute constraints	141
5.3.8.4	Notifications	141
5.3.9	UDSFFunction	141
5.3.9.1	Definition	141
5.3.9.2	Attributes	141
5.3.9.3	Attribute constraints	141
5.3.9.4	Notifications	141
5.3.10	NRFFunction	141
5.3.10.1	Definition	141
5.3.10.2	Attributes	141
5.3.10.3	Attribute constraints	142
5.3.10.4	Notifications	142
5.3.11	NSSFFunction	142
5.3.11.1	Definition	142
5.3.11.2	Attributes	142

5.3.11.3	Attribute constraints	142
5.3.11.4	Notifications	142
5.3.12	AFFunction	142
5.3.12.1	Definition	142
5.3.13	DNFunction	143
5.3.13.1	Definition	143
5.3.14	SMSFFunction.....	143
5.3.14.1	Definition	143
5.3.14.2	Attributes.....	143
5.3.14.3	Attribute constraints	143
5.3.14.4	Notifications.....	143
5.3.15	LMFFunction.....	143
5.3.15.1	Definition	143
5.3.15.2	Attributes.....	143
5.3.15.3	Attribute constraints	143
5.3.15.4	Notifications.....	144
5.3.16	NGEIRFunction	144
5.3.16.1	Definition	144
5.3.16.2	Attributes.....	144
5.3.16.3	Attribute constraints	144
5.3.16.4	Notifications.....	144
5.3.17	SEPPFunction.....	144
5.3.17.1	Definition	144
5.3.17.2	Attributes.....	144
5.3.17.3	Attribute constraints	145
5.3.17.4	Notifications.....	145
5.3.18	NWDAFFunction	145
5.3.18.1	Definition	145
5.3.18.2	Attributes.....	145
5.3.18.3	Attribute constraints	145
5.3.18.4	Notifications.....	145
5.3.19	EP_N2	145
5.3.19.1	Definition	145
5.3.19.2	Attributes.....	145
5.3.19.3	Attribute constraints	146
5.3.19.4	Notifications.....	146
5.3.20	EP_N3	146
5.3.20.1	Definition	146
5.3.20.2	Attributes.....	146
5.3.20.3	Attribute constraints	146
5.3.20.4	Notifications.....	146
5.3.21	EP_N4	146
5.3.21.1	Definition	146
5.3.21.2	Attributes.....	146
5.3.21.3	Attribute constraints	146
5.3.21.4	Notifications.....	147
5.3.22	EP_N5	147
5.3.22.1	Definition	147
5.3.22.2	Attributes.....	147
5.3.22.3	Attribute constraints	147
5.3.22.4	Notifications.....	147
5.3.23	EP_N6	147
5.3.23.1	Definition	147
5.3.23.2	Attributes.....	147
5.3.23.3	Attribute constraints	147
5.3.23.4	Notifications.....	147
5.3.24	EP_N7	148
5.3.24.1	Definition	148
5.3.24.2	Attributes.....	148
5.3.24.3	Attribute constraints	148
5.3.24.4	Notifications.....	148

5.3.25	EP_N8	148
5.3.25.1	Definition	148
5.3.25.2	Attributes.....	148
5.3.25.3	Attribute constraints	148
5.3.25.4	Notifications.....	148
5.3.26	EP_N9	148
5.3.26.1	Definition	148
5.3.26.2	Attributes.....	149
5.3.26.3	Attribute constraints	149
5.3.26.4	Notifications.....	149
5.3.27	EP_N10	149
5.3.27.1	Definition	149
5.3.27.2	Attributes.....	149
5.3.27.3	Attribute constraints	149
5.3.27.4	Notifications.....	149
5.3.28	EP_N11	149
5.3.28.1	Definition	149
5.3.28.2	Attributes.....	149
5.3.28.3	Attribute constraints	150
5.3.28.4	Notifications.....	150
5.3.29	EP_N12	150
5.3.29.1	Definition	150
5.3.29.2	Attributes.....	150
5.3.29.3	Attribute constraints	150
5.3.29.4	Notifications.....	150
5.3.30	EP_N13	150
5.3.30.1	Definition	150
5.3.30.2	Attributes.....	150
5.3.30.3	Attribute constraints	151
5.3.30.4	Notifications.....	151
5.3.31	EP_N14	151
5.3.31.1	Definition	151
5.3.31.2	Attributes.....	151
5.3.31.3	Attribute constraints	151
5.3.31.4	Notifications.....	151
5.3.32	EP_N15	151
5.3.32.1	Definition	151
5.3.32.2	Attributes.....	151
5.3.32.3	Attribute constraints	151
5.3.32.4	Notifications.....	152
5.3.33	EP_N16	152
5.3.33.1	Definition	152
5.3.33.2	Attributes.....	152
5.3.33.3	Attribute constraints	152
5.3.33.4	Notifications.....	152
5.3.34	EP_N17	152
5.3.34.1	Definition	152
5.3.34.2	Attributes.....	152
5.3.34.3	Attribute constraints	152
5.3.34.4	Notifications.....	152
5.3.35	EP_N20	153
5.3.35.1	Definition	153
5.3.35.2	Attributes.....	153
5.3.35.3	Attribute constraints	153
5.3.35.4	Notifications.....	153
5.3.36	EP_N21	153
5.3.36.1	Definition	153
5.3.36.2	Attributes.....	153
5.3.36.3	Attribute constraints	153
5.3.36.4	Notifications.....	153
5.3.37	EP_N22	153

5.3.37.1	Definition	153
5.3.37.2	Attributes.....	154
5.3.37.3	Attribute constraints	154
5.3.37.4	Notifications.....	154
5.3.38	EP_N26	154
5.3.38.1	Definition	154
5.3.38.2	Attributes.....	154
5.3.38.3	Attribute constraints	154
5.3.38.4	Notifications.....	154
5.3.39	Void	154
5.3.40	Void	154
5.3.41	EP_S5C.....	154
5.3.41.1	Definition	154
5.3.41.2	Attributes.....	155
5.3.41.3	Attribute constraints	155
5.3.41.4	Notifications.....	155
5.3.42	EP_S5U.....	155
5.3.42.1	Definition	155
5.3.42.2	Attributes.....	155
5.3.42.3	Attribute constraints	155
5.3.42.4	Notifications.....	155
5.3.43	EP_Rx	155
5.3.43.1	Definition	155
5.3.43.2	Attributes.....	155
5.3.43.3	Attribute constraints	156
5.3.43.4	Notifications.....	156
5.3.44	EP_MAP_SMSC.....	156
5.3.44.1	Definition	156
5.3.44.2	Attributes.....	156
5.3.44.3	Attribute constraints	156
5.3.44.4	Notifications.....	156
5.3.45	EP_NL1	156
5.3.45.1	Definition	156
5.3.45.2	Attributes.....	156
5.3.45.3	Attribute constraints	157
5.3.45.4	Notifications.....	157
5.3.46	EP_NL2	157
5.3.46.1	Definition	157
5.3.46.2	Attributes.....	157
5.3.46.3	Attribute constraints	157
5.3.46.4	Notifications.....	157
5.3.47	EP_N27.....	157
5.3.47.1	Definition	157
5.3.47.2	Attributes.....	157
5.3.47.3	Attribute constraints	157
5.3.47.4	Notifications.....	158
5.3.48	EP_N31.....	158
5.3.48.1	Definition	158
5.3.48.2	Attributes.....	158
5.3.48.3	Attribute constraints	158
5.3.48.4	Notifications.....	158
5.3.49	ExternalNRFFunction.....	158
5.3.49.1	Definition	158
5.3.49.2	Attributes.....	158
5.3.49.3	Attribute constraints	158
5.3.49.4	Notifications.....	158
5.3.50	ExternalNSSFFunction.....	159
5.3.50.1	Definition	159
5.3.50.2	Attributes.....	159
5.3.50.3	Attribute constraints	159
5.3.50.4	Notifications.....	159

5.3.51	AMFSet	159
5.3.51.1	Definition	159
5.3.51.2	Attributes	159
5.3.51.3	Attribute constraints	159
5.3.51.4	Notifications	160
5.3.52	AMFRegion	160
5.3.52.1	Definition	160
5.3.52.2	Attributes	160
5.3.52.3	Attribute constraints	160
5.3.52.4	Notifications	160
5.3.53	ExternalAMFFunction	160
5.3.53.1	Definition	160
5.3.53.2	Attributes	160
5.3.53.3	Attribute constraints	161
5.3.53.4	Notifications	161
5.3.54	ManagedNFProfile <<dataType>>	161
5.3.54.1	Definition	161
5.3.54.2	Attributes	161
5.3.54.3	Attribute constraints	161
5.3.54.4	Notifications	161
5.3.55	HostAddr <<choice>>	162
5.3.55.1	Definition	162
5.3.56	NFInfo <<choice>>	162
5.3.56.1	Definition	162
5.3.57	UdmInfo <<dataType>>	162
5.3.57.1	Definition	162
5.3.57.2	Attributes	163
5.3.57.3	Attribute constraints	163
5.3.57.4	Notifications	163
5.3.58	AusfInfo <<dataType>>	163
5.3.58.1	Definition	163
5.3.58.2	Attributes	163
5.3.58.3	Attribute constraints	163
5.3.58.4	Notifications	163
5.3.59	UpfInfo <<dataType>>	163
5.3.59.1	Definition	163
5.3.59.2	Attributes	163
5.3.59.3	Attribute constraints	163
5.3.59.4	Notifications	164
5.3.60	Void	164
5.3.61	Udrinfo <<dataType>>	164
5.3.61.1	Definition	164
5.3.61.2	Attributes	164
5.3.61.3	Attribute constraints	164
5.3.61.4	Notifications	164
5.3.62	EP_N32	164
5.3.62.1	Definition	164
5.3.62.2	Attributes	164
5.3.62.3	Attribute constraints	164
5.3.62.4	Notifications	165
5.3.63	ExternalSEPPFunction	165
5.3.63.1	Definition	165
5.3.63.2	Attributes	165
5.3.63.3	Attribute constraints	165
5.3.63.4	Notifications	165
5.3.64	SEPPFunction <<ProxyClass>>	165
5.3.64.1	Definition	165
5.3.64.2	Attributes	165
5.3.64.3	Attribute constraints	165
5.3.64.4	Notifications	165
5.3.65	NEFFunction	165

5.3.65.1	Definition	165
5.3.65.2	Attributes.....	166
5.3.65.3	Attribute constraints	166
5.3.65.4	Notifications.....	166
5.3.66	SCPFunction.....	166
5.3.67.1	Definition	166
5.3.67.2	Attributes.....	166
5.3.67.3	Attribute constraints	166
5.3.67.4	Notifications.....	166
5.3.68	SupportedFunction <<dataType>>.....	167
5.3.68.1	Definition	167
5.3.68.2	Attributes.....	167
5.3.68.3	Attribute constraints	167
5.3.68.4	Notifications.....	167
5.3.69	CommModel <<dataType>>	167
5.3.69.1	Definition	167
5.3.69.2	Attributes.....	167
5.3.69.3	Attribute constraints	167
5.3.69.4	Notifications.....	167
5.3.70	QFQoSMonitoringControl.....	167
5.3.70.1	Definition	167
5.3.70.2	Attributes.....	168
5.3.70.3	Attribute constraints	168
5.3.70.4	Notifications.....	168
5.3.71	QFPacketDelayThresholdsType <<dataType>>	168
5.3.71.1	Definition	168
5.3.71.2	Attributes.....	168
5.3.71.3	Attribute constraints	168
5.3.71.4	Notifications.....	169
5.3.72	GtpUPPathQoSMonitoringControl	169
5.3.72.1	Definition	169
5.3.72.2	Attributes.....	169
5.3.72.3	Attribute constraints	169
5.3.72.4	Notifications.....	169
5.3.73	GtpUPPathDelayThresholdsType <<dataType>>	169
5.3.73.1	Definition	169
5.3.73.2	Attributes.....	170
5.3.73.3	Attribute constraints	170
5.3.73.4	Notifications.....	170
5.3.75	Configurable5QISet	170
5.3.75.1	Definition	170
5.3.75.2	Attributes.....	170
5.3.75.3	Attribute constraints	170
5.3.75.4	Notifications.....	170
5.3.76	FiveQICharacteristics	170
5.3.76.1	Definition	170
5.3.76.2	Attributes.....	170
5.3.76.3	Attribute constraints	171
5.3.76.4	Notifications.....	171
5.3.77	PacketErrorRate <<dataType>>.....	171
5.3.77.1	Definition	171
5.3.77.2	Attributes.....	171
5.3.77.3	Attribute constraints	171
5.3.77.4	Notifications.....	171
5.3.78	FiveQiDscpMappingSet.....	171
5.3.78.1	Definition	171
5.3.78.2	Attributes.....	171
5.3.78.3	Attribute constraints	172
5.3.78.4	Notifications.....	172
5.3.79	FiveQiDscpMapping <<dataType>>.....	172
5.3.79.1	Definition	172

5.3.79.2	Attributes.....	172
5.3.79.3	Attribute constraints	172
5.3.79.4	Notifications.....	172
5.3.80	PredefinedPccRuleSet.....	172
5.3.80.1	Definition	172
5.3.80.2	Attributes.....	172
5.3.80.3	Attribute constraints	172
5.3.80.4	Notifications.....	172
5.3.81	PccRule <<dataType>>	173
5.3.81.1	Definition	173
5.3.81.2	Attributes.....	173
5.3.81.3	Attribute constraints	173
5.3.81.4	Notifications.....	173
5.3.82	FlowInformation <<dataType>>.....	173
5.3.82.1	Definition	173
5.3.82.2	Attributes.....	173
5.3.82.3	Attribute constraints	174
5.3.82.4	Notifications.....	174
5.3.83	EthFlowDescription <<dataType>>.....	174
5.3.83.1	Definition	174
5.3.83.2	Attributes.....	174
5.3.83.3	Attribute constraints	174
5.3.83.4	Notifications.....	174
5.3.84	QoSData <<dataType>>.....	174
5.3.84.1	Definition	174
5.3.84.2	Attributes.....	174
5.3.84.3	Attribute constraints	175
5.3.84.4	Notifications.....	175
5.3.85	ARP <<dataType>>	175
5.3.85.1	Definition	175
5.3.85.2	Attributes.....	175
5.3.85.3	Attribute constraints	175
5.3.85.4	Notifications.....	175
5.3.86	TrafficControlData <<dataType>>.....	175
5.3.86.1	Definition	175
5.3.86.2	Attributes.....	176
5.3.86.3	Attribute constraints	176
5.3.86.4	Notifications.....	176
5.3.87	RedirectInformation <<dataType>>	176
5.3.87.1	Definition	176
5.3.87.2	Attributes.....	176
5.3.87.3	Attribute constraints	176
5.3.87.4	Notifications.....	176
5.3.88	RouteToLocation <<dataType>>.....	177
5.3.88.1	Definition	177
5.3.88.2	Attributes.....	177
5.3.88.3	Attribute constraints	177
5.3.88.4	Notifications.....	177
5.3.89	RouteInformation <<dataType>>	177
5.3.89.1	Definition	177
5.3.89.2	Attributes.....	177
5.3.89.3	Attribute constraints	177
5.3.89.4	Notifications.....	177
5.3.90	UpPathChgEvent <<dataType>>	178
5.3.90.1	Definition	178
5.3.90.2	Attributes.....	178
5.3.90.3	Attribute constraints	178
5.3.90.4	Notifications.....	178
5.3.91	SteeringMode <<dataType>>.....	178
5.3.91.1	Definition	178
5.3.91.2	Attributes.....	178

5.3.91.3	Attribute constraints	178
5.3.91.4	Notifications	179
5.3.92	ConditionData <<dataType>>	179
5.3.92.1	Definition	179
5.3.92.2	Attributes	179
5.3.92.3	Attribute constraints	179
5.3.92.4	Notifications	179
5.3.93	TscainputContainer <<dataType>>	179
5.3.93.1	Definition	179
5.3.93.2	Attributes	179
5.3.93.3	Attribute constraints	179
5.3.93.4	Notifications	179
5.3.94	Dynamic5QISet	180
5.3.94.1	Definition	180
5.3.94.2	Attributes	180
5.3.94.3	Attribute constraints	180
5.3.94.4	Notifications	180
5.3.95	NetworkSliceInfo <<dataType>>	180
5.3.95.1	Definition	180
5.3.95.2	Attributes	180
5.3.95.3	Attribute constraints	180
5.3.95.4	Notifications	180
5.3.96	NSACFFunction	181
5.3.96.1	Definition	181
5.3.96.2	Attributes	181
5.3.96.3	Attribute constraints	181
5.3.96.4	Notifications	181
5.3.97	SnsaiInfo <<dataType>>	181
5.3.97.1	Definition	181
5.3.97.2	Attributes	181
5.3.97.3	Attribute constraints	181
5.3.97.4	Notifications	181
5.3.98	NsacInfoSnsai <<dataType>>	181
5.3.98.1	Definition	181
5.3.98.2	Attributes	182
5.3.98.3	Attribute constraints	182
5.3.98.4	Notifications	182
5.3.99	EP_N60	182
5.3.99.1	Definition	182
5.3.99.2	Attributes	182
5.3.99.3	Attribute constraints	182
5.3.99.4	Notifications	182
5.3.100	EP_N33	183
5.3.100.1	Definition	183
5.3.100.3	Attributes	183
5.3.100.3	Attribute constraints	183
5.3.100.4	Notifications	183
5.3.101	DDNMFFunction	183
5.3.101.1	Definition	183
5.3.101.2	Attributes	183
5.3.101.3	Attribute constraints	183
5.3.101.4	Notifications	183
5.3.102	EP_Npc4	184
5.3.102.1	Definition	184
5.3.102.2	Attributes	184
5.3.102.3	Attribute constraints	184
5.3.102.4	Notifications	184
5.3.103	EP_Npc6	184
5.3.103.1	Definition	184
5.3.103.2	Attributes	184
5.3.103.3	Attribute constraints	184

5.3.103.4	Notifications.....	184
5.3.104	EP_Npc7	185
5.3.104.1	Definition	185
5.3.104.2	Attributes.....	185
5.3.104.3	Attribute constraints	185
5.3.104.4	Notifications.....	185
5.3.105	GUAMInfo <<dataType>>.....	185
5.3.105.1	Definition	185
5.3.105.2	Attributes.....	185
5.3.105.3	Notifications.....	185
5.3.106	TaiRange <<dataType>>	185
5.3.106.1	Definition	185
5.3.106.2	Attributes.....	185
5.3.106.3	Notifications.....	185
5.3.107	NRTACRange <<dataType>>	186
5.3.107.1	Definition	186
5.3.107.2	Attributes.....	186
5.3.107.3	Notifications.....	186
5.3.108	SCPInfo <<dataType>>	186
5.3.108.1	Definition	186
5.3.108.2	Attributes.....	186
5.3.108.3	Notifications.....	186
5.3.109	SCPDomainInfo <<dataType>>	186
5.3.109.1	Definition	186
5.3.109.2	Attributes.....	186
5.3.109.3	Notifications.....	187
5.3.110	IpEndPoint <<dataType>>	187
5.3.110.1	Definition	187
5.3.110.2	Attributes.....	187
5.3.110.3	Notifications.....	187
5.3.111	IPv4AddressRange <<dataType>>	187
5.3.111.1	Definition	187
5.3.111.2	Attributes.....	187
5.3.111.3	Notifications.....	187
5.3.112	IPv6PrefixRange <<dataType>>	187
5.3.112.1	Definition	187
5.3.112.2	Attributes.....	188
5.3.112.3	Notifications.....	188
5.3.113	EASDFFunction	188
5.3.113.1	Definition	188
5.3.113.2	Attributes.....	188
5.3.114	EP_N88	188
5.3.114.1	Definition	188
5.3.114.2	Attributes.....	188
5.3.114.3	Attribute constraints	188
5.3.114.4	Notifications.....	188
5.3.115	SNPNInfo <<dataType>>	189
5.3.115.1	Definition	189
5.3.115.2	Attributes.....	189
5.3.115.3	Attribute constraints	189
5.3.115.4	Notifications.....	189
5.3.116	SNPNId <<dataType>>	189
5.3.116.1	Definition	189
5.3.116.2	Attributes.....	189
5.3.116.3	Notifications.....	189
5.3.117	EP_Npc8	189
5.3.117.1	Definition	189
5.3.117.2	Attributes.....	189
5.3.117.3	Attribute constraints	190
5.3.117.4	Notifications.....	190
5.3.118	DefaultNotificationSubscription <<dataType>>	190

- 5.3.118.1 Definition 190
- 5.3.118.2 Attributes..... 190
- 5.3.118.2A Attribute constraints 190
- 5.3.118.3 Notifications..... 190
- 5.3.119 EcmConnectionInfo..... 190
 - 5.3.119.1 Definition 190
 - 5.3.119.2 Attributes..... 190
 - 5.3.119.3 Attribute constraints 191
 - 5.3.119.4 Notifications..... 191
- 5.3.120 5GCNfConnEcmInfo <<dataType>> 191
 - 5.3.120.1 Definition 191
 - 5.3.120.2 Attributes..... 191
 - 5.3.120.3 Attribute constraints 191
 - 5.3.120.4 Notifications..... 191
- 5.3.121 UPFConnInfo <<dataType>> 191
 - 5.3.121.1 Definition 191
 - 5.3.121.2 Attributes..... 192
 - 5.3.121.3 Attribute constraints 192
 - 5.3.121.4 Notifications..... 192
- 5.3.122 SnsaiSmfInfoItem <<dataType>> 192
 - 5.3.122.1 Definition 192
 - 5.3.122.2 Attributes..... 192
 - 5.3.122.3 Notifications..... 192
- 5.3.123 DnnSmfInfoItem <<dataType>> 192
 - 5.3.123.1 Definition 192
 - 5.3.123.2 Attributes..... 192
 - 5.3.123.3 Notifications..... 192
- 5.3.124 Void 192
- 5.3.125 EP_N34 193
 - 5.3.125.1 Definition 193
 - 5.3.125.2 Attributes..... 193
 - 5.3.125.3 Attribute constraints 193
 - 5.3.125.4 Notifications..... 193
- 5.3.126 NFProfile <<dataType>> 193
 - 5.3.126.1 Definition 193
 - 5.3.126.2 Attributes..... 193
 - 5.3.126.3 Attribute constraints 193
 - 5.3.126.4 Notifications..... 193
- 5.3.127 NFService <<dataType>> 194
 - 5.3.127.1 Definition 194
 - 5.3.127.2 Attributes..... 194
 - 5.3.127.3 Attribute constraints 194
 - 5.3.127.4 Notifications..... 194
- 5.4 Attribute definitions 195
 - 5.4.1 Attribute properties 195
- 5.5 Common notifications 223
 - 5.5.1 Alarm notifications 223
 - 5.5.2 Configuration notifications 223
 - 5.5.3 Threshold Crossing notifications 224
- 5A Information model definitions for SBA support of IMS 224
 - 5A.1 Imported information entities and local labels 224
 - 5A.2 Class diagram 224
 - 5A.2.1 Class diagram for SBA support of IMS 224
 - 5A.2.1.1 Relationships..... 224
 - 5A.2.1.2 Inheritance..... 225
 - 5A.3 Class definitions 226
 - 5A.3.1 EP_N5 226
 - 5A.3.1.1 Definition 226
 - 5A.3.1.2 Attributes..... 226
 - 5A.3.2 EP_N70 226

5A.3.2.1	Definition	226
5A.3.2.2	Attributes.....	226
5A.3.3	EP_N71	226
5A.3.3.1	Definition	226
5A.3.3.2	Attributes.....	226
6	Information model definitions for network slice NRM.....	227
6.1	Imported information entities and local labels	227
6.2	Class diagram	227
6.2.1	Relationships.....	227
6.2.2	Inheritance	229
6.3	Class definitions	230
6.3.1	NetworkSlice.....	230
6.3.1.1	Definition	230
6.3.1.2	Attributes.....	230
6.3.1.3	Attribute constraints	230
6.3.1.4	Notifications.....	230
6.3.2	NetworkSliceSubnet	230
6.3.2.1	Definition	230
6.3.2.2	Attributes.....	231
6.3.2.3	Attribute constraints	231
6.3.2.4	Notifications.....	231
6.3.3	ServiceProfile <<dataType>>.....	231
6.3.3.1	Definition	231
6.3.3.2	Attributes.....	231
6.3.3.3	Attribute constraints	232
6.3.3.4	Notifications.....	232
6.3.4	SliceProfile <<dataType>>.....	232
6.3.4.1	Definition	232
6.3.4.2	Attributes.....	232
6.3.4.3	Attribute constraints	233
6.3.4.4	Notifications.....	233
6.3.5	NsInfo <<dataType>>.....	233
6.3.5.1	Definition	233
6.3.5.2	Attributes.....	233
6.3.5.3	Attribute constraints	233
6.3.5.4	Notifications.....	233
6.3.6	ServAttrCom <<dataType>>.....	233
6.3.6.1	Definition	233
6.3.6.2	Attributes.....	233
6.3.6.3	Attribute constraints	234
6.3.6.4	Notifications.....	234
6.3.7	DelayTolerance<<dataType>>	234
6.3.7.1	Definition	234
6.3.7.2	Attributes.....	234
6.3.7.3	Attribute constraints	234
6.3.7.4	Notifications.....	234
6.3.8	DeterministicComm <<dataType>>.....	234
6.3.8.1	Definition	234
6.3.8.2	Attributes.....	234
6.3.8.3	Attribute constraints	235
6.3.8.4	Notifications.....	235
6.3.9	XLThpt<<dataType>>	235
6.3.9.1	Definition	235
6.3.9.2	Attributes.....	235
6.3.9.3	Attribute constraints	235
6.3.9.4	Notifications.....	235
6.3.10	Void.....	235
6.3.11	MaxPktSize <<dataType>>.....	235
6.3.11.1	Definition	235
6.3.11.2	Attributes.....	235

6.3.11.3	Attribute constraints	236
6.3.11.4	Notifications	236
6.3.12	MaxNumberOfPDUSessions <<dataType>>	236
6.3.12.1	Definition	236
6.3.12.2	Attributes	236
6.3.12.3	Attribute constraints	236
6.3.12.4	Notifications	236
6.3.13	Void	236
6.3.14	KPIMonitoring <<dataType>>	236
6.3.14.1	Definition	236
6.3.14.2	Attributes	236
6.3.14.3	Attribute constraints	237
6.3.14.4	Notifications	237
6.3.15	UserMgmtOpen<<dataType>>	237
6.3.15.1	Definition	237
6.3.15.2	Attributes	237
6.3.15.3	Attribute constraints	237
6.3.15.4	Notifications	237
6.3.16	V2XCommMode<<dataType>>	237
6.3.16.1	Definition	237
6.3.16.2	Attributes	237
6.3.16.3	Attribute constraints	237
6.3.16.4	Notifications	238
6.3.17	TermDensity<<dataType>>	238
6.3.17.1	Definition	238
6.3.17.2	Attributes	238
6.3.17.3	Attribute constraints	238
6.3.17.4	Notifications	238
6.3.18	EP_Transport	238
6.3.18.1	Definition	238
6.3.18.2	Attributes	238
6.3.18.3	Attribute constraints	239
6.3.18.4	Notifications	239
6.3.19	EP_Application <<ProxyClass>>	239
6.3.19.1	Definition	239
6.3.19.2	Attributes	239
6.3.19.3	Attribute constraints	239
6.3.19.4	Notifications	239
6.3.20	NBIoT <<dataType>>	239
6.3.20.1	Definition	239
6.3.20.2	Attributes	239
6.3.20.3	Attribute constraints	239
6.3.20.4	Notifications	239
6.3.21	Void	240
6.3.22	Void	240
6.3.23	CNSliceSubnetProfile<<dataType>>	240
6.3.23.1	Definition	240
6.3.23.2	Attributes	240
6.3.23.3	Attribute constraints	240
6.3.23.4	Notifications	240
6.3.24	RANSliceSubnetProfile<<dataType>>	240
6.3.24.1	Definition	240
6.3.24.2	Attributes	240
6.3.24.3	Attribute constraints	241
6.3.24.4	Notifications	241
6.3.25	TopSliceSubnetProfile<<dataType>>	241
6.3.25.1	Definition	241
6.3.25.2	Attributes	241
6.3.25.3	Attribute constraints	242
6.3.25.4	Notifications	242
6.3.26	Positioning <<dataType>>	242

6.3.26.1	Definition	242
6.3.26.2	Attributes.....	242
6.3.26.3	Attribute constraints	242
6.3.26.4	Notifications.....	242
6.3.27	Synchronicity <<dataType>>	242
6.3.27.1	Definition	242
6.3.27.2	Attributes.....	243
6.3.27.3	Attribute constraints	243
6.3.27.4	Notifications.....	243
6.3.28	Void.....	243
6.3.29	Void.....	243
6.3.30	EnergyEfficiency <<dataType>>	243
6.3.30.1	Definition	243
6.3.30.2	Attributes.....	243
6.3.30.3	Attribute constraints	243
6.3.30.4	Notifications.....	243
6.3.31	RadioSpectrum <<dataType>>	244
6.3.31.1	Definition	244
6.3.31.2	Attributes.....	244
6.3.31.3	Attribute constraints	244
6.3.31.4	Notifications.....	244
6.3.32	N6Protection <<dataType>>.....	244
6.3.32.1	Definition	244
6.3.32.2	Attributes.....	244
6.3.32.3	Attribute constraints	244
6.3.32.4	Notifications.....	244
6.3.33	SecFunc <<dataType>>.....	245
6.3.33.1	Definition	245
6.3.33.2	Attributes.....	245
6.3.33.3	Attribute constraints	245
6.3.33.4	Notifications.....	245
6.3.34	NSSAASupport <<dataType>>.....	245
6.3.34.1	Definition	245
6.3.34.2	Attributes.....	245
6.3.34.3	Attribute constraints	245
6.3.34.4	Notifications.....	245
6.3.35	LogicalInterfaceInfo <<dataType>>.....	245
6.3.35.1	Definition	245
6.3.35.2	Attributes.....	246
6.3.35.3	Attribute constraints	246
6.3.35.4	Notifications.....	246
6.3.36	NetworkSliceSubnetProviderCapabilities.....	246
6.3.36.1	Definition	246
6.3.36.2	Attributes.....	246
6.3.36.3	Attribute constraints	246
6.3.36.4	Notifications.....	246
6.3.37	FeasibilityCheckAndReservationJob.....	246
6.3.37.1	Definition	246
6.3.37.2	Attributes.....	247
6.3.37.3	Attribute constraints	248
6.3.37.4	Notifications.....	248
6.4	Attribute definition	249
6.4.1	Attribute properties	249
6.5	Common notifications	263
6.5.1	Alarm notifications	263
6.5.2	Configuration notifications	263
6.5.3	Threshold Crossing notifications	263
7	Solution Set (SS)	264
Annex A (normative):	Cell state handling	265

A.1	Relation between the administrative state and the "Pre-operation state of the gNB-DU Cell"	265
A.2	Combined state diagram for gNB cell	265
Annex B (normative):	NetworkSlice instance and NetworkSliceSubnet instance state handling	268
B.1	NetworkSlice instance state handling	268
B.2	State handling of NetworkSliceSubnet instance	269
Annex C (normative):	Void	271
Annex D (normative):	OpenAPI definition of the NR NRM	272
D.1	General	272
D.2	Void	272
D.3	Void	272
D.4	Solution Set (SS) definitions	272
D.4.1	Void	272
D.4.2	Void	272
D.4.3	OpenAPI document "TS28541_NrNrm.yaml"	272
Annex E (normative):	YANG definitions for NR NRM	300
E.1	General	300
E.2	Void	300
E.3	Void	300
E.4	Void	300
E.6	Void	372
E.7	Mount information	372
Annex F (normative):	Void	373
Annex G (normative):	OpenAPI definition of the 5GC NRM	374
G.1	General	374
G.2	Void	374
G.3	Void	374
G.4	Solution Set (SS) definitions	374
G.4.1	Void	374
G.4.2	Void	374
G.4.3	OpenAPI document "TS28541_5GcNrm.yaml"	374
Annex H (normative):	YANG definitions for 5GC	409
H.1	General	409
H.2	Void	409
H.3	Void	409
H.4	Void	409
H.5	Modules	409
H.5.1	module _3gpp-5g-common-yang-types.yang	409
H.5.1a	module _3gpp-5gc-nrm-affunction.yang	411
H.5.2	module _3gpp-5gc-nrm-amffunction.yang	412
H.5.3	module _3gpp-5gc-nrm-amfregion.yang	413
H.5.4	module _3gpp-5gc-nrm-amfset.yang	414

H.5.5	module _3gpp-5gc-nrm-ausffunction.yang	415
H.5.6	module _3gpp-5gc-nrm-dnffunction.yang	417
H.5.7	module _3gpp-5gc-nrm-ep.yang	417
H.5.8	module _3gpp-5gc-nrm-externalnrffunction.yang	426
H.5.9	module _3gpp-5gc-nrm-externalnssffunction.yang	426
H.5.10	module _3gpp-5gc-nrm-lmffunction.yang	427
H.5.11	module _3gpp-5gc-nrm-n3iwffunction.yang	428
H.5.12	module _3gpp-5gc-nrm-nfprofile.yang	429
H.5.13	module _3gpp-5gc-nrm-nfservice.yang	443
H.5.14	module _3gpp-5gc-nrm-ngeirfunction.yang	447
H.5.15	module _3gpp-5gc-nrm-nrffunction.yang	448
H.5.16	module _3gpp-5gc-nrm-nssffunction.yang	450
H.5.17	module _3gpp-5gc-nrm-nwdaffunction.yang	451
H.5.18	module _3gpp-5gc-nrm-pcffunction.yang	453
H.5.19	module _3gpp-5gc-nrm-seppfunction.yang	454
H.5.19a	module _3gpp-5gc-nrm-externalseppfunction.yang	455
H.5.20	module _3gpp-5gc-nrm-smffunction.yang	456
H.5.21	module _3gpp-5gc-nrm-smsffunction.yang	457
H.5.22	module _3gpp-5gc-nrm-udmfunction.yang	458
H.5.23	module _3gpp-5gc-nrm-udrfunction.yang	460
H.5.24	module _3gpp-5gc-nrm-udsffunction.yang	461
H.5.25	module _3gpp-5gc-nrm-upffunction.yang	462
H.5.26	module _3gpp-5gc-nrm-scpfunction.yang	463
H.5.27	module _3gpp-5gc-nrm-neffunction.yang	464
H.5.28	module _3gpp-5gc-nrm-QFQoSMonitoringControl.yang	465
H.5.29	module _3gpp-5gc-nrm-GtpUPathQoSMonitoringControl.yang	467
H.5.30	module _3gpp-5gc-nrm-configurable5qiSet.yang	469
H.5.31	module _3gpp-5gc-nrm-FiveQiDscpMappingSet.yang	471
H.5.32	module _3gpp-5gc-nrm-predefinedpccruleset.yang	472
H.5.33	module _3gpp-5gc-nrm-dynamic5qiset.yang	481
H.5.34	module _3gpp-5gc-nrm-ecmconnectioninfo.yang	481
H.6	Void	485
H.7	Mount information	485
Annex I (normative):	Void	486
Annex J (normative):	OpenAPI definition of the Slice NRM.....	487
J.1	General	487
J.2	Void	487
J.3	Void	487
J.4	Solution Set (SS) definitions	487
J.4.1	Void	487
J.4.2	Void	487
J.4.3	OpenAPI document "TS28541_SliceNrm.yaml"	487
Annex K (normative):	Void	499
Annex L (normative):	Relation of GSMA GST, ServiceProfile and SliceProfile.....	500
L.1	General	500
L.2	GSMA GST, ServiceProfile and sliceProfile	500
Annex M (normative):	Managed NF Service state handling.....	502
M.1	Combined state diagram for a Managed NF Service.....	502
Annex N (normative):	YANG definition of the Slice NRM	504
N.1	General	504

N.2 Modules504

N.2.1 module_3gpp-ns-nrm-networkslice.yang504

N.2.2 module_3gpp-ns-nrm-networkslicesubnet.yang505

N.2.3 Void508

N.2.4 module_3gpp-ns-nrm-serviceprofile.yang508

N.2.5 module_3gpp-ns-nrm-sliceprofile.yang515

N.2.6 module_3gpp-ns-nrm-common.yang528

Annex O (informative): Mapping between GSMA GST and ServiceProfile.....531

Annex P (informative): Change history533

History542

Foreword

This Technical Specification has been produced by the 3rd Generation Partnership Project (3GPP).

The contents of the present document are subject to continuing work within the TSG and may change following formal TSG approval. Should the TSG modify the contents of the present document, it will be re-released by the TSG with an identifying change of release date and an increase in version number as follows:

Version x.y.z

where:

- x the first digit:
 - 1 presented to TSG for information;
 - 2 presented to TSG for approval;
 - 3 or greater indicates TSG approved document under change control.
- y the second digit is incremented for all changes of substance, i.e. technical enhancements, corrections, updates, etc.
- z the third digit is incremented when editorial only changes have been incorporated in the document.

In the present document, modal verbs have the following meanings:

- shall** indicates a mandatory requirement to do something
- shall not** indicates an interdiction (prohibition) to do something

The constructions "shall" and "shall not" are confined to the context of normative provisions, and do not appear in Technical Reports.

The constructions "must" and "must not" are not used as substitutes for "shall" and "shall not". Their use is avoided insofar as possible, and they are not used in a normative context except in a direct citation from an external, referenced, non-3GPP document, or so as to maintain continuity of style when extending or modifying the provisions of such a referenced document.

- should** indicates a recommendation to do something
- should not** indicates a recommendation not to do something
- may** indicates permission to do something
- need not** indicates permission not to do something

The construction "may not" is ambiguous and is not used in normative elements. The unambiguous constructions "might not" or "shall not" are used instead, depending upon the meaning intended.

- can** indicates that something is possible
- cannot** indicates that something is impossible

The constructions "can" and "cannot" are not substitutes for "may" and "need not".

- will** indicates that something is certain or expected to happen as a result of action taken by an agency the behaviour of which is outside the scope of the present document
- will not** indicates that something is certain or expected not to happen as a result of action taken by an agency the behaviour of which is outside the scope of the present document
- might** indicates a likelihood that something will happen as a result of action taken by some agency the behaviour of which is outside the scope of the present document

might not indicates a likelihood that something will not happen as a result of action taken by some agency the behaviour of which is outside the scope of the present document

In addition:

is (or any other verb in the indicative mood) indicates a statement of fact

is not (or any other negative verb in the indicative mood) indicates a statement of fact

The constructions "is" and "is not" do not indicate requirements.

Introduction

The present document is part of a TS-family covering the 3rd Generation Partnership Project Technical Specification Group Services and System Aspects Management and orchestration of networks, as identified below:

TS 28.540: Management and orchestration of 5G networks; Network Resource Model (NRM); Stage 1.

TS 28.541: Management and orchestration of 5G networks; Network Resource Model (NRM); Stage 2 and stage 3.

1 Scope

The present document specifies the Information Model and Solution Set for the Network Resource Model (NRM) definitions of NR, NG-RAN, 5G Core Network (5GC) and network slice, to fulfil the requirements identified in TS 28.540 [10].

The Information Model defines the semantics and behaviour of information object class attributes and relations visible on the management interfaces in a protocol and technology neutral way. And Solution Set defines one or more solution set(s) with specific protocol(s) according to the Information Model definitions.

2 References

The following documents contain provisions which, through reference in this text, constitute provisions of the present document.

- References are either specific (identified by date of publication, edition number, version number, etc.) or non-specific.
- For a specific reference, subsequent revisions do not apply.
- For a non-specific reference, the latest version applies. In the case of a reference to a 3GPP document (including a GSM document), a non-specific reference implicitly refers to the latest version of that document *in the same Release as the present document*.

- [1] 3GPP TR 21.905: "Vocabulary for 3GPP Specifications".
- [2] 3GPP TS 23.501: "System Architecture for the 5G System".
- [3] 3GPP TS 38.300: "NR; Overall description; Stage-2".
- [4] 3GPP TS 38.401: "NG-RAN; Architecture description".
- [5] 3GPP TS 38.413: "NG-RAN; NG Application Protocol (NGAP)".
- [6] 3GPP TS 38.420: "NG-RAN; Xn general aspects and principles".
- [7] 3GPP TS 38.470: "NG-RAN; F1 general aspects and principles".
- [8] 3GPP TS 38.473: "NG-RAN; F1 application protocol (F1AP)".
- [9] 3GPP TS 37.340: "NR; Multi-connectivity; Overall description; Stage 2".
- [10] 3GPP TS 28.540: "Management and orchestration; 5G Network Resource Model (NRM); Stage 1".
- [11] 3GPP TS 28.662: "Telecommunication management; Generic Radio Access Network (RAN) Network Resource Model (NRM) Integration Reference Point (IRP); Information Service (IS)".
- [12] 3GPP TS 38.104: "NR; Base Station (BS) radio transmission and reception".
- [13] 3GPP TS 23.003: "Numbering, Addressing and Identification".
- [14] 3GPP TS 36.410: "Evolved Universal Terrestrial Radio Access Network (E-UTRAN); S1 general aspects and principles".
- [15] 3GPP TS 36.423: "Evolved Universal Terrestrial Radio Access Network (E-UTRAN); X2 application protocol".
- [16] 3GPP TS 36.425: "Evolved Universal Terrestrial Radio Access Network (E-UTRAN); X2 interface user plane protocol".
- [17] 3GPP TS 28.625: "State Management Data Definition Integration Reference Point (IRP); Information Service (IS)".

- [18] ITU-T Recommendation X.731: "Information technology - Open Systems Interconnection - Systems Management: State management function".
- [19] 3GPP TS 28.658: "Telecommunications management; Evolved Universal Terrestrial Radio Access Network (E-UTRAN) Network Resource Model (NRM) Integration Reference Point (IRP): Information Service (IS)".
- [20] 3GPP TS 28.702: "Core Network (CN) Network Resource Model (NRM) Integration Reference Point (IRP); Information Service (IS)".
- [21] 3GPP TS 28.708: "Telecommunication management; Evolved Packet Core (EPC) Network Resource Model (NRM) Integration Reference Point (IRP): Information Service (IS)".
- [22] 3GPP TS 23.040: "Technical realization of the Short Message Service (SMS)".
- [23] 3GPP TS 29.510: "5G system; Network Function Repository Services; Stage 3".
- [24] 3GPP TS 29.531: "5G System; Network Slice Selection Services Stage 3".
- [25] Void.
- [26] 3GPP TS 28.531: "Management and orchestration; Provisioning".
- [27] 3GPP TS 28.554: "Management and orchestration; 5G End to end Key Performance Indicators (KPI)".
- [28] 3GPP TS 22.261: "Service requirements for next generation new services and markets".
- [29] ETSI GS NFV-IFA 013 V2.4.1 (2018-02) "Network Function Virtualisation (NFV); Management and Orchestration; Os-Ma-nfvo Reference Point - Interface and Information Model Specification".
- [30] 3GPP TS 28.622: "Telecommunication management; Generic Network Resource Model (NRM) Integration Reference Point (IRP); Information Service (IS)".
- [31] Void.
- [32] 3GPP TS 38.211: "NR; Physical channels and modulation".
- [33] 3GPP TS 32.616: "Telecommunication management; Configuration Management (CM); Bulk CM Integration Reference Point (IRP); Solution Set (SS) definitions".
- [34] Void.
- [35] 3GPP TS 28.532: "Management and orchestration; Management services".
- [36] Void.
- [37] IETF RFC 791: "Internet Protocol".
- [38] IETF RFC 2373: "IP Version 6 Addressing Architecture".
- [39] IEEE 802.1Q: "Media Access Control Bridges and Virtual Bridged Local Area Networks".
- [40] ETSI GR NFV-IFA 015 (V2.4.1): "Network Function Virtualisation (NFV) Release 2; Management and Orchestration; Report on NFV Information Model".
- [41] 3GPP TS 38.213: "NR; Physical layer procedures for control".
- [42] 3GPP TS 38.101-1: "NR; User Equipment (UE) radio transmission and reception; Part 1: Range 1 Standalone".
- [43] 3GPP TS 32.156: "Telecommunication management; Fixed Mobile Convergence (FMC) model repertoire".
- [44] IETF RFC 4122: "A Universally Unique Identifier (UUID) URN Namespace".
- [45] IETF RFC 8528: "YANG Schema Mount".

- [46] Void
- [47] 3GPP TS 32.160: "Management and orchestration; Management Service Template".
- [48] 3GPP TS 38.463: "NG-RAN; E1 application protocol (E1AP)".
- [49] 3GPP TS 38.304: "NR; User Equipment (UE) procedures in Idle mode and RRC Inactive state".
- [50] GSMA NG.116 - Generic Network Slice Template Version 6.0.
- [51] 3GPP TS 22.104: "Service requirements for cyber-physical control applications in vertical domains; Stage 1".
- [52] 3GPP TS 33.501: "Security architecture and procedures for the 5G System".
- [53] 3GPP TS 38.901: "Study on channel model for frequencies from 0.5 to 100 GHz".
- [54] 3GPP TS 38.331: "NR; Radio Resource Control (RRC) protocol specification".
- [55] 3GPP TS 38.215: "NR; Physical layer measurements".
- [56] 3GPP TS 29.244: "Technical Specification Group Core Network and Terminals; Interface between the Control Plane and the User Plane Nodes; Stage 3".
- [57] 3GPP TS 28.313: "Self-Organizing Networks (SON) for 5G networks".
- [58] 3GPP TS 38.423: "NR; Xn application protocol (XnAP)".
- [59] 3GPP TS 23.503: "Policy and Charging Control Framework for the 5G System; Stage 2".
- [60] 3GPP TS 29.512: "5G System; Session Management Policy Control Service; Stage 3".
- [61] 3GPP TS 29.571: "5G System; Common Data Types for Service Based Interfaces; Stage 3".
- [62] 3GPP TS 29.214: "Policy and Charging Control over Rx reference point".
- [63] IETF RFC 7042: "IANA Considerations and IETF Protocol and Documentation Usage for IEEE 802 Parameters".
- [64] IEEE 802.3-2015: "IEEE Standard for Ethernet".
- [65] IEEE 802.1Q-2014: "Bridges and Bridged Networks".
- [66] IETF RFC 4301: "Security Architecture for the Internet Protocol".
- [67] 3GPP TS 29.514: "5G System; Policy Authorization Service; Stage 3".
- [68] 3GPP TS 32.422: "Telecommunication management; Subscriber and equipment trace; Trace control and configuration management".
- [69] 3GPP TS 28.552: "Management and orchestration; 5G performance measurements".
- [70] 3GPP TS 28.530: "Management and orchestration; Concepts, use cases and requirements".
- [71] 3GPP TS 28.310: "Management and orchestration; Energy efficiency of 5G".
- [72] 3GPP TS 28.705: "Telecommunication management; IP Multimedia Subsystem (IMS) Network Resource Model (NRM) Integration Reference Point (IRP); Information Service (IS)".
- [73] 3GPP TS 23.304: " Proximity based Services (ProSe) in the 5G System".
- [74] IETF RFC 8436: " Update to IANA Registration Procedures for Pool 3 Values in the Differentiated Services Field Codepoints (DSCP) Registry".
- [75] ECMA-262: "ECMAScript® Language Specification", <https://www.ecma-international.org/ecma-262/5.1/>.
- [76] 3GPP TS 29.500: "5G System; Technical Realization of Service Based Architecture; Stage 3".

- [77] IANA: "SMI Network Management Private Enterprise Codes",
<http://www.iana.org/assignments/enterprise-numbers>.
- [78] 3GPP TS 23.548: "5G System Enhancements for Edge Computing; Stage 2".
- [79] 3GPP TS 28.538: "Edge Computing Management".
- [80] 3GPP TS 29.518: "5G System; Access and Mobility Management Services; Stage 3".
- [81] 3GPP TS 23.558: "Architecture for enabling Edge Applications".
- [82] IETF RFC 5952: "A recommendation for IPv6 address text representation".
- [83] IETF RFC 8299: "YANG Data Model for L3VPN Service Delivery".
- [84] IETF RFC 8466: "A YANG Data Model for Layer 2 Virtual Private Network (L2VPN) Service Delivery".

3 Definitions of terms, symbols and abbreviations

3.1 Terms

For the purposes of the present document, the terms given in TR 21.905 [1], TS 28.540 [10] and the following apply. A term defined in the present document takes precedence over the definition of the same term, if any, in TR 21.905 [1] and TS 28.540 [10].

3.2 Symbols

void.

3.3 Abbreviations

For the purposes of the present document, the abbreviations given in TR 21.905 [1], TS 23.501 [2], TS 38.401 [4], TS 28.540 [10] and the following apply. An abbreviation defined in the present document takes precedence over the definition of the same abbreviation, if any, in TR 21.905 [1], TS 23.501 [2], TS 38.401 [4] and TS 28.540 [10].

BWP	Bandwidth part
CHO	Conditional Handover
CM	Configuration Management
DAPS	Dual Active Protocol Stack
DN	Distinguished Name
IOC	Information Object Class
JSON	JavaScript Object Notation
NFV	Network Functions Virtualisation
NRM	Network Resource Model
NS	Network Service
NSI	Network Slice Instance
NSSAI	Network Slice Selection Assistance Information
NSSI	Network Slice Subnet Instance
PNF	Physical Network Function
RIM	Remote interference management
RIM-RS	Remote interference management reference signal
SBA	Service Based Architecture
SS	Solution Set
TN	Transport Network
VNF	Virtualised Network Function

4 Information model definitions for NR NRM

4.1 Imported and associated information

4.1.1 Imported information entities and local labels

Label reference	Local label
TS 28.622 [30], IOC, ManagedFunction	ManagedFunction
TS 28.622 [30], IOC, EP_RP	EP_RP
TS 28.662 [11], IOC, SectorEquipmentFunction	SectorEquipmentFunction
TS 28.658 [19], IOC, ExternalENBFunction	ExternalENBFunction
TS 28.708 [21], IOC, ServingGWFunction	ServingGWFunction
TS 28.658 [19], IOC, EUTranCellFDD	EUTranCellFDD
TS 28.658 [19], IOC, EUTranCellTDD	EUTranCellTDD
TS 28.658 [19], dataType, PLMNid	PLMNid
TS 28.658 [19], IOC, ENBFunction	ENBFunction
TS 28.708 [21], IOC, ExternalServingGWFunction	ExternalServingGWFunction
TS 28.658 [19], IOC, ExternalEUTranCellFDD	ExternalEUTranCellFDD
TS 28.658 [19], IOC, ExternalEUTranCellTDD	ExternalEUTranCellTDD
TS 28.658 [19], IOC, AdjacentCell	AdjacentEUTranCell
TS 28.658 [19], IOC, EUTranFrequency	EUTranFrequency
TS 28.658 [19], IOC, EUTranFreqRelation	EUTranFreqRelation
TS 28.658 [19], IOC, EUTranRelation	EUTranCellRelation
TS 28.622 [30], dataType, Tai	Tai

4.1.2 Associated information entities and local labels

Label reference	Local label
TS 28.622 [30], IOC, ManagedElement	ManagedElement
TS 28.622 [30], IOC, SubNetwork	SubNetwork

4.2 Class diagram

4.2.1 Class diagram for gNB and en-gNB

4.2.1.1 Relationships

This clause depicts the set of classes (e.g. IOCs) that encapsulates the information relevant for this gNB and en-gNB. For the UML semantics, see 3GPP TS 32.156 [43]. Subsequent clauses provide more detailed specification of various aspects of these classes.

The model fragments are for management representation of gNB and en-gNB for all NG-RAN deployment scenario as listed below.

- Non-split NG-RAN deployment scenario, represents the gNB defined in TS 38.401[4]. In this scenario, a gNB is represented by a combination of a GNBCUCPFunction, one or more GNBCUUPFunctions and one or more GNBDUFunctions.

- 2-split NG-RAN deployment scenario, represents the gNB consist of gNB-CU and gNB-DU defined in TS 38.401[4] clause 6.1.1. In this scenario, a gNB-CU is represented by a combination of a GNBCUCPFunction and one or more GNBCUUPFunctions, whereas a gNB-DU is represented by a GNBDUFunction.
- 3-split NG-RAN deployment scenario, represents the gNB consist of gNB-CU-CP, gNB-CU-UP and gNB-DU defined in TS 38.401[4] clause 6.1.2. In this scenario, a gNB-CU-CP is represented by a GNBCUCPFunction, a gNB-CU-UP is represented by a GNBCUUPFunction, and a gNB-DU is represented by a GNBDUFunction.

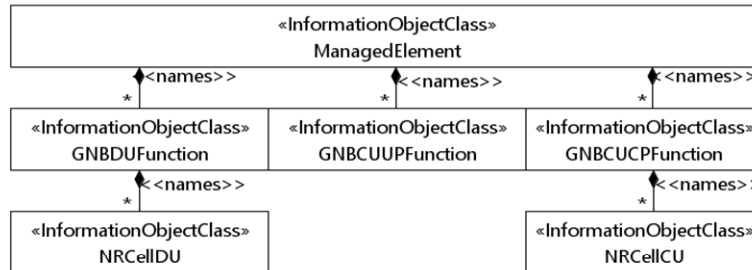


Figure 4.2.1.1-1: NRM for all deployment scenarios




Figure 4.2.1.1-2: NRM for EPs for all deployment scenarios

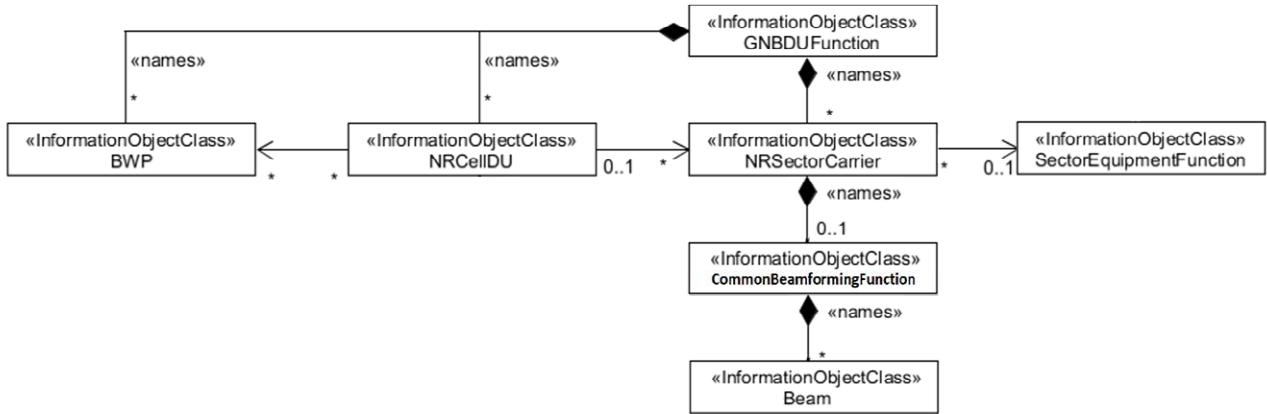


Figure 4.2.1.1-3: NRM for <<IOC>>NRSectorCarrier and <<IOC>>BWP for all deployment scenarios

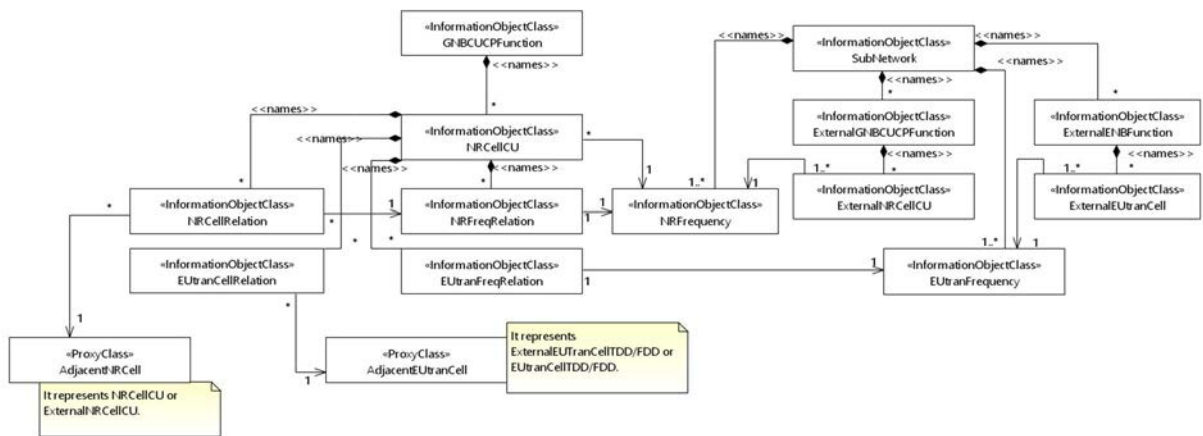


Figure 4.2.1.1-4: Cell Relation view for all deployment scenarios

NOTE 1: The above NRM fragment uses SubNetwork to hold both NR and LTE external entities and frequencies.

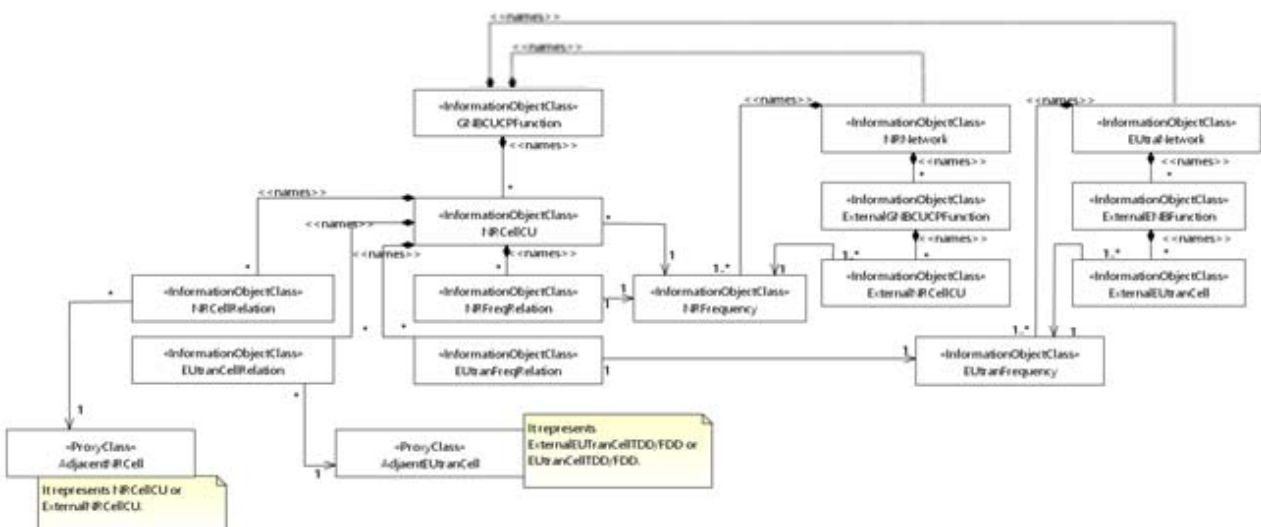


Figure 4.2.1.1-5: Cell Relation view for all deployment scenarios

NOTE 2: The above NRM fragment uses NRNetwork to hold NR external entities and frequency and using EUltraNetwork to hold LTE external entities and frequency.

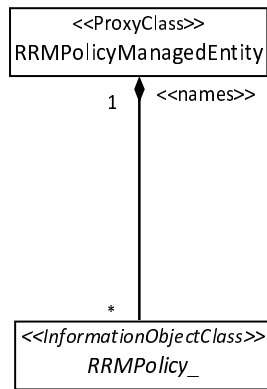


Figure 4.2.1.1-6: NRM fragment for abstract RRM Policies

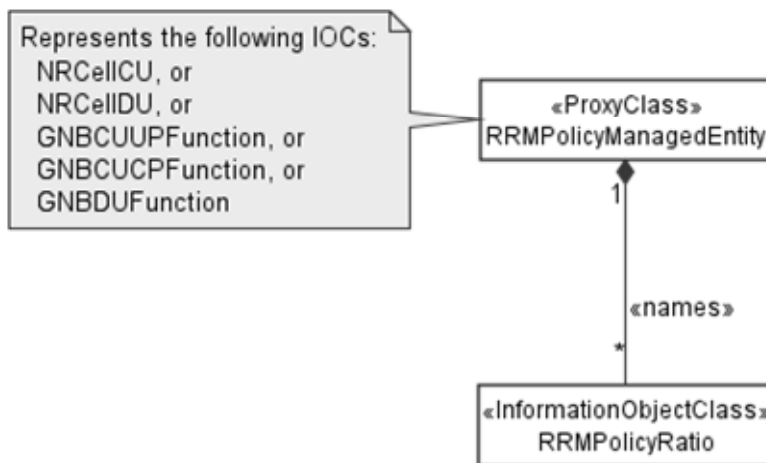


Figure 4.2.1.1-6a: NRM fragment for RRMPolicyRatio

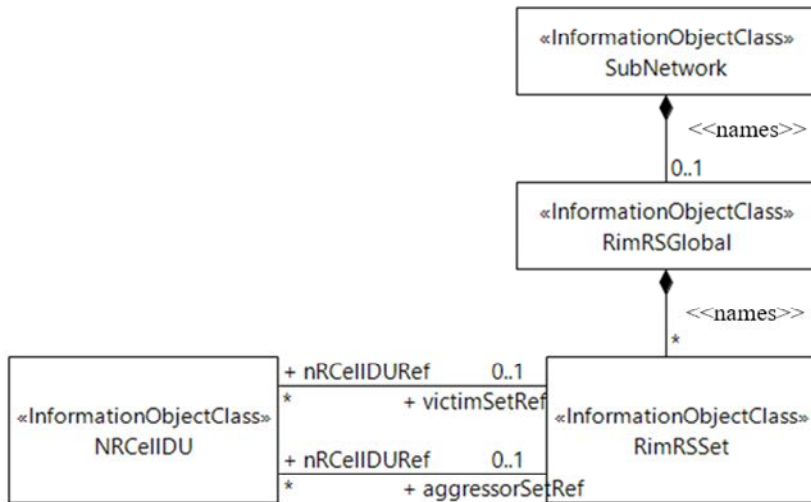


Figure 4.2.1.1-7: NRM fragment to support RIM

The Figure 4.2.1.1-8 shows the NRM fragment for pre-configured 5QIs in NG-RAN.

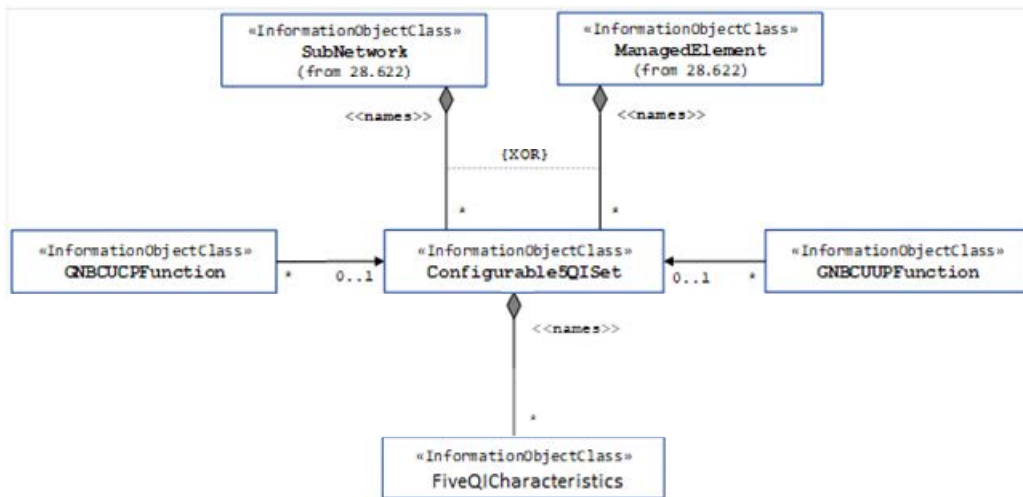


Figure 4.2.1.1-8: NRM fragment for pre-configured 5QIs in NG-RAN

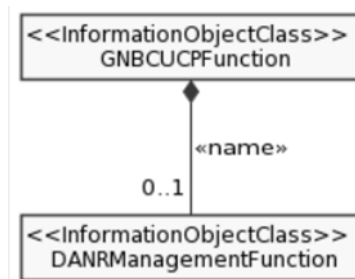


Figure 4.2.1.1-9: NRM fragment for DANR Management

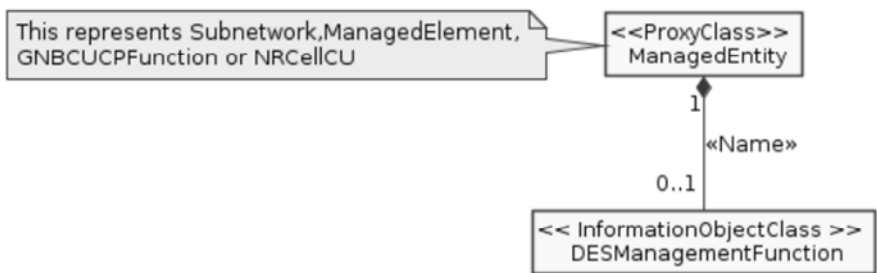


Figure 4.2.1.1-10: NRM fragment for DES Management



Figure 4.2.1.1-11: NRM fragment for DRACH Management

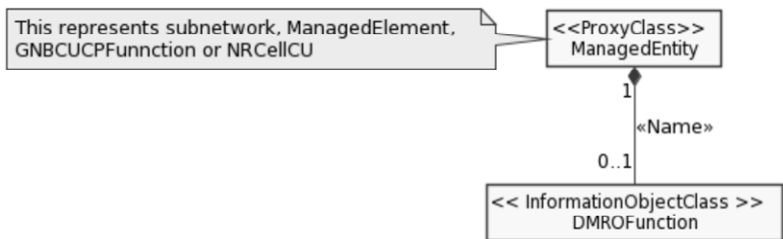


Figure 4.2.1.1-12: NRM fragment for DMRO Management

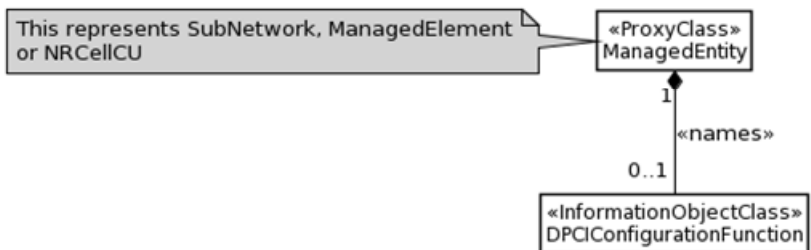


Figure 4.2.1.1-13: NRM fragment for DPCI Management

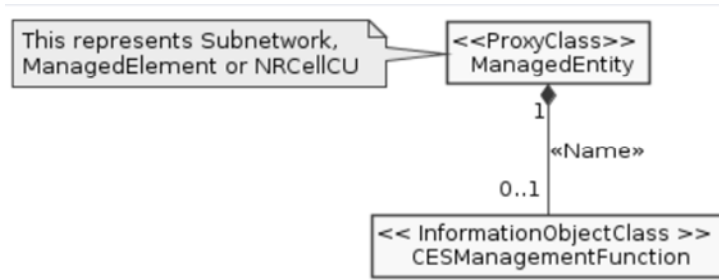


Figure 4.2.1.1-14: NRM fragment for CES Management

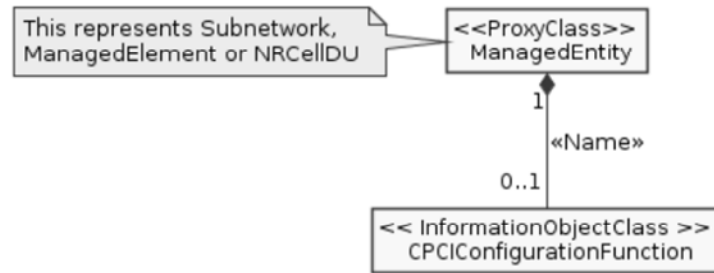


Figure 4.2.1.1-15: NRM fragment for CPCI Management

The Figure 4.2.1.1-16 shows the NRM fragment for dynamic 5QIs in NG-RAN.

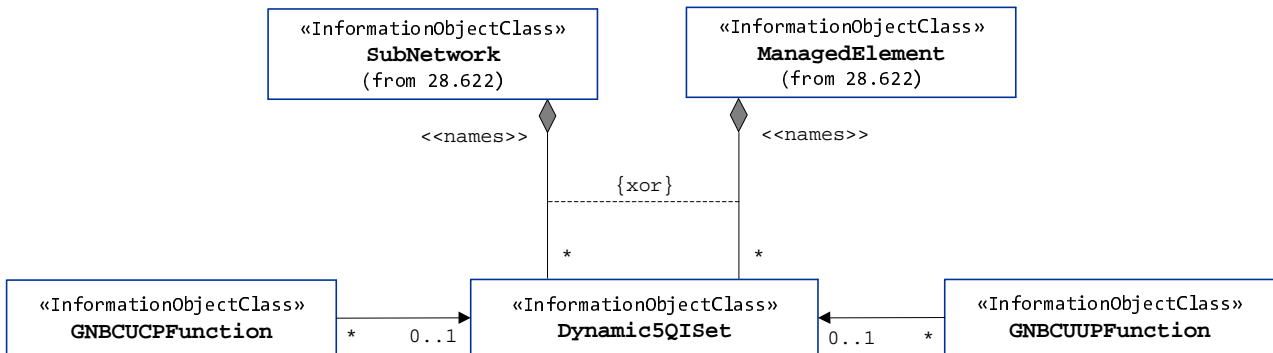


Figure 4.2.1.1-16: NRM fragment for dynamically assigned 5QIs in NG-RAN

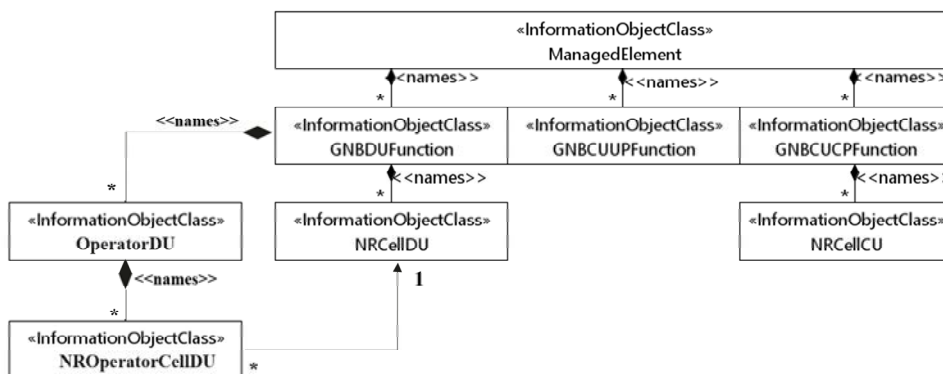


Figure 4.2.1.1-17: NRM fragment for NG-RAN MOCN network sharing with multiple cell identity broadcast feature

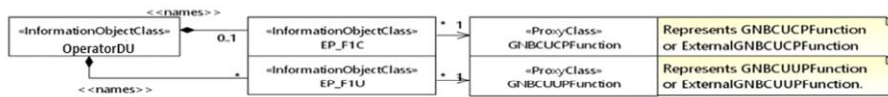


Figure 4.2.1.1-18: NRM fragment for F1 related EPs to support individual F1 interface for NG-RAN MOCN network sharing with multiple cell identity broadcast feature

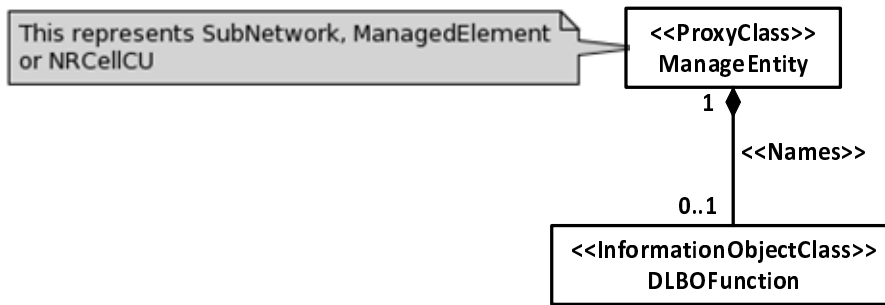


Figure 4.2.1.1-19: NRM fragment for DLBO Management

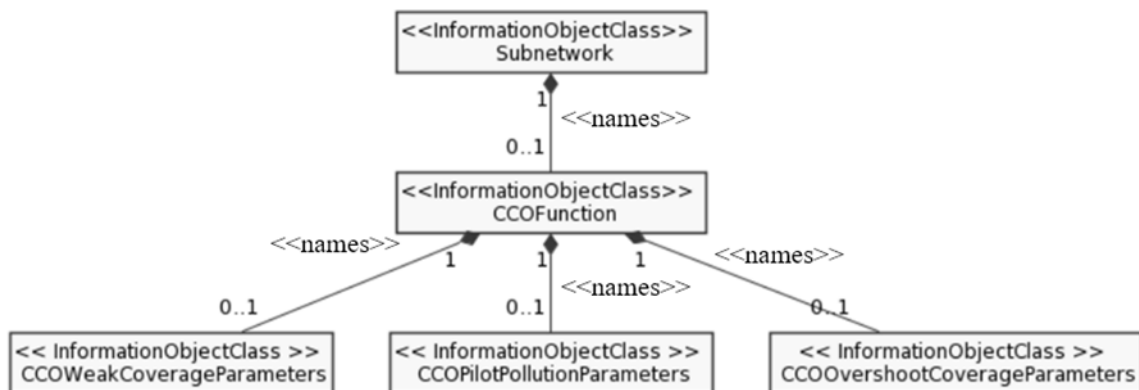


Figure 4.2.1.1-20: NRM fragment for CCO Management

4.2.1.2 Inheritance

This clause depicts the inheritance relationships.

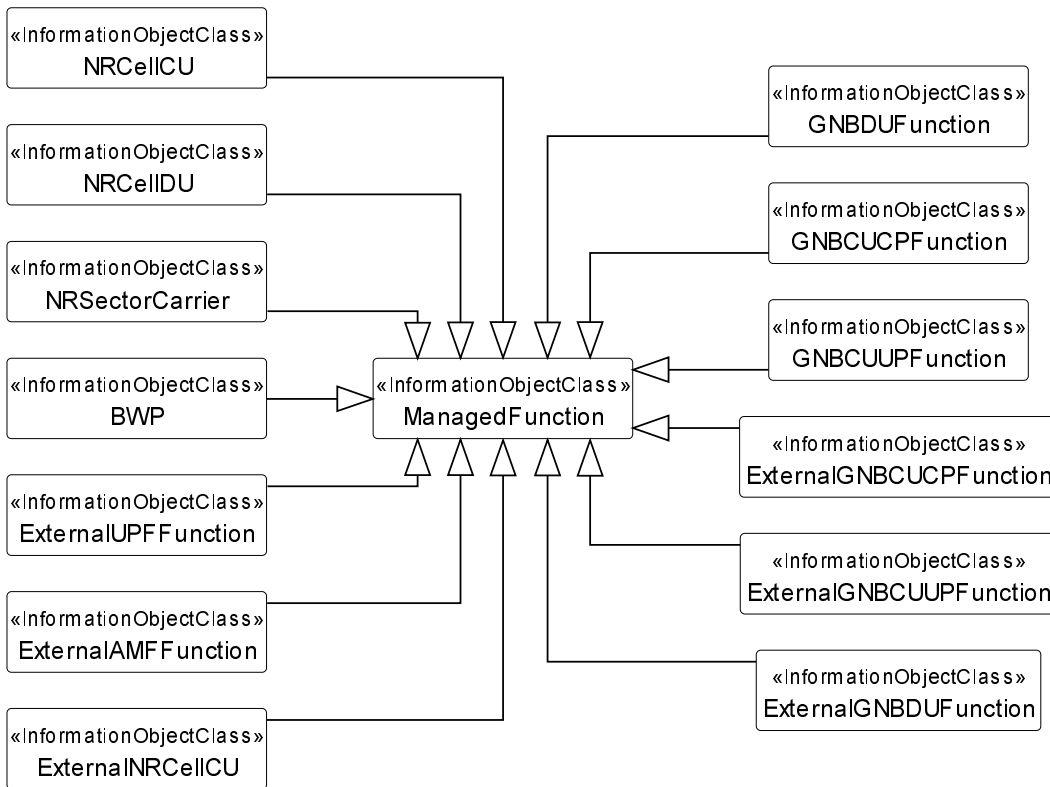


Figure 4.2.1.2-a: NR NRM fragment in all deployment scenarios

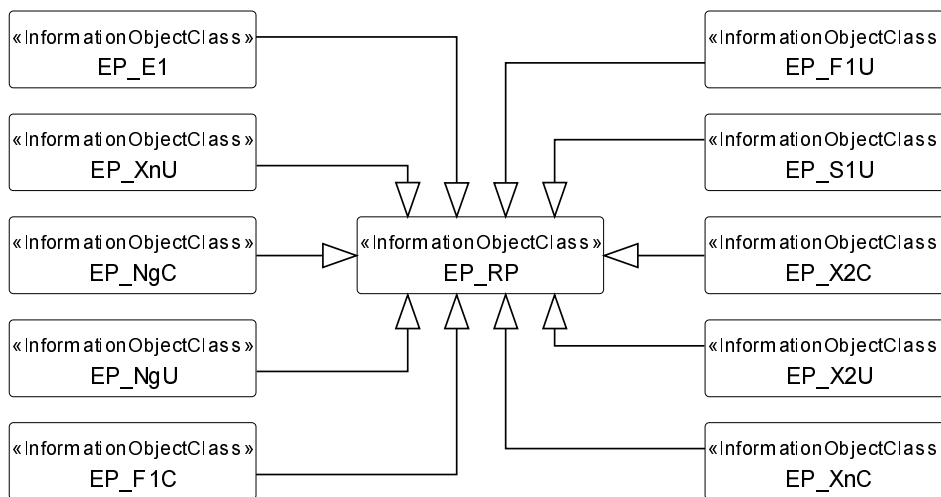


Figure 4.2.1.2-b: NRM fragment for EPs in all deployment scenarios

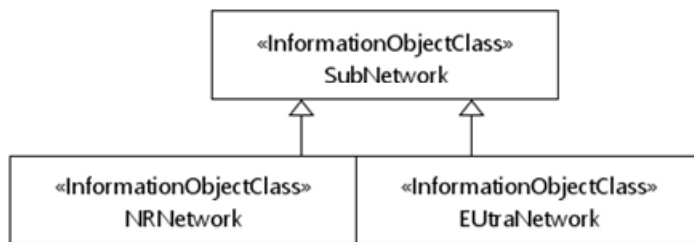


Figure 4.2.1.2-c: NRM fragment for NRNetwork, EUltraNetwork

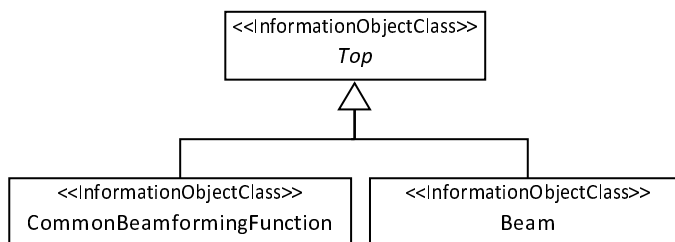


Figure 4.2.1.2-d: NRM fragment for Beam, CommonBeamformingFunction

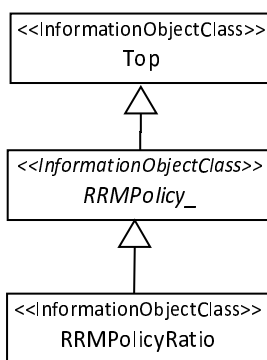


Figure 4.2.1.2-e: NRM fragment for RRM Policies

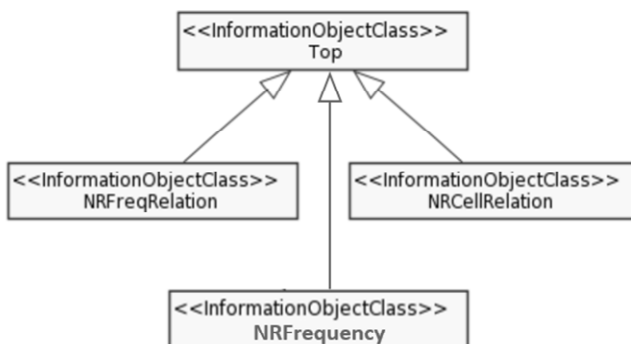


Figure 4.2.1.2-f: NRM fragment for NRFreqRelation, NRFrequency and NRCellRelation

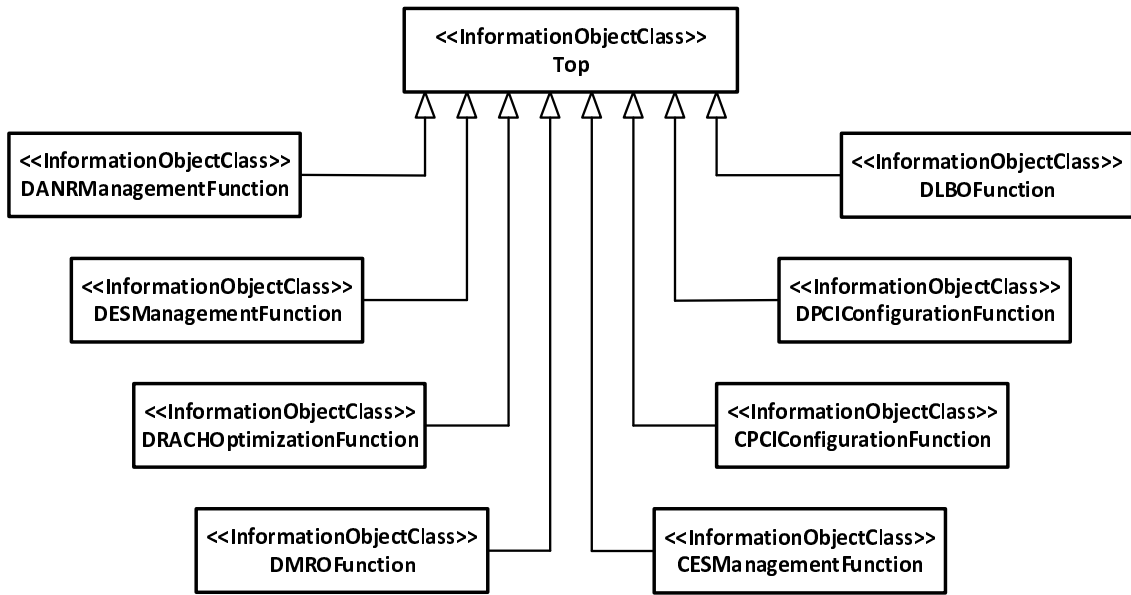


Figure 4.2.1.2-g: NRM fragment for C-SON, D-SON

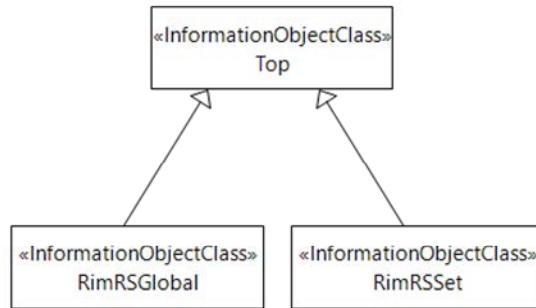


Figure 4.2.1.2-h: NRM fragment to support RIM

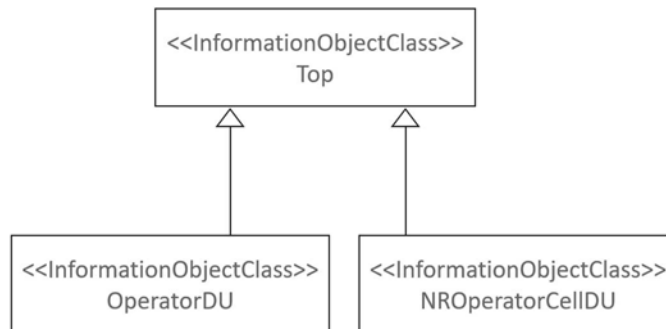


Figure 4.2.1.2-1: NRM fragment for OperatorDU and NROperatorCellDU

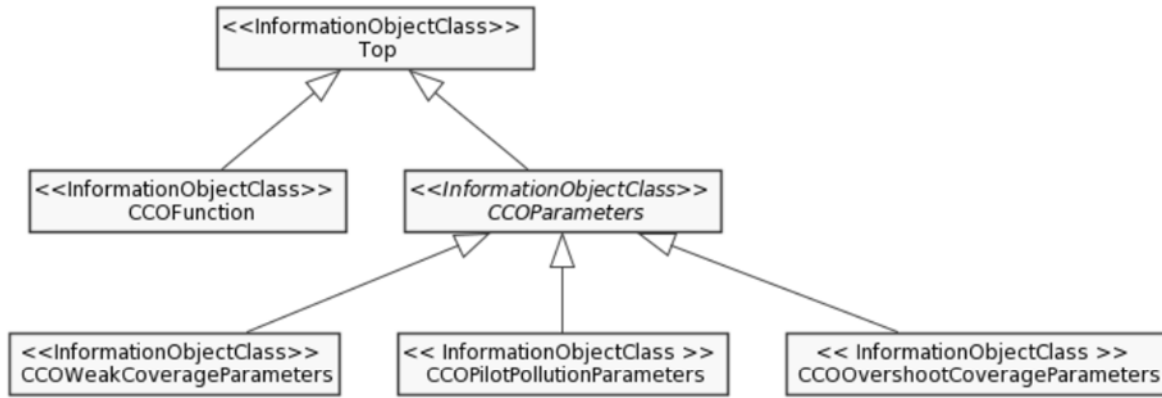


Figure 4.2.1.2-2: NRM fragment for CCO Management

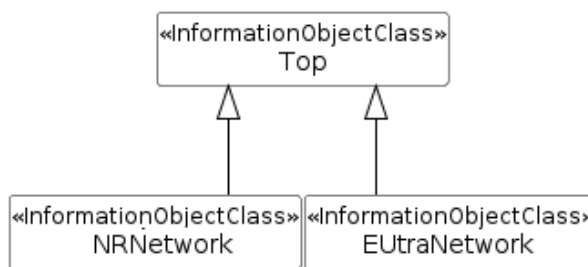


Figure 4.2.1.2-3: NRM fragment for NRNetwork and EUltraNetwork

4.3 Class definitions

4.3.1 GNBDUFunction

4.3.1.1 Definition

For non-split NG-RAN deployment scenario, this IOC together with GNBCUCPFunction IOC and GNBCUUPFunction IOC provide the management of gNB defined in clause 6.1.1 in 3GPP TS 38.401 [4].

For 2-split and 3-split NG-RAN architecture, this IOC provides the management representation of gNB-DU defined in clause 6.1.1 in 3GPP TS 38.401 [4].

The following table identifies the necessary end points required for the representation of gNB and en-gNB, of all deployment scenarios.

Role	Req	End point requirement for 3-split deployment scenario	End point requirement for 2-split deployment scenario	End point requirement for Non-split deployment scenario
gNB		<<IOC>>EP_F1C, <<IOC>>EP_F1U	<<IOC>>EP_F1C, <<IOC>>EP_F1U	None .
en-gNB		<<IOC>>EP_F1C, <<IOC>>EP_F1U	<<IOC>>EP_F1C, <<IOC>>EP_F1U	None .

4.3.1.2 Attributes

The GNBDUFunction IOC includes attributes inherited from ManagedFunction IOC (defined in TS 28.622[30]) and the following attributes:

Attribute name	S	isReadable	isWritable	isInvariant	isNotifiable
gNBDUIId	M	T	T	F	T
gNBDUName	O	T	T	F	T
gNBId	CM	T	T	F	T
gNBIdLength	CM	T	T	F	T
rimRSReportConf	O	T	F	T	T

4.3.1.3 Attribute constraints

Name	Definition
gNBId S	Condition: NG-RAN MOCN network sharing with multiple Cell Identity broadcast feature is not supported
gNBIdLength S	Condition: NG-RAN MOCN network sharing with multiple Cell Identity broadcast feature is not supported

4.3.1.4 Notifications

The common notifications defined in subclause 4.5 are valid for this IOC, without exceptions or additions.

4.3.2 GNBCUCPFunction

4.3.2.1 Definition

For non-split NG-RAN deployment scenario, this IOC together with GNBCUUPFunction IOC and GNBDUFunction IOC provide the management representation of gNB defined in clause 6.1.1 in 3GPP TS 38.401 [4].

For 2-split NG-RAN deployment scenario, this IOC together with GNBCUUPFunction IOC provide management representation of the gNB-CU defined in clause 6.1.1 in 3GPP TS 38.401 [4].

For 3-split NG-RAN deployment scenario, this IOC provides management representation of gNB-CU-CP defined in clause 6.1.2 in 3GPP TS 38.401 [4].

The following table identifies the necessary end points required for the representation of gNB and en-gNB, of all deployment scenarios.

Role	Req	End point requirement for 3-split deployment scenario	End point requirement for 2-split deployment scenario	End point requirement for Non-split deployment scenario
gNB		<<IOC>>EP_XnC, <<IOC>>EP_NgC, <<IOC>>EP_F1C, <<IOC>>EP_E1.	<<IOC>>EP_XnC, <<IOC>>EP_NgC, <<IOC>>EP_F1C.	<<IOC>>EP_XnC, <<IOC>>EP_NgC.
en-gNB		<<IOC>>EP_X2C, <<IOC>>EP_F1C, <<IOC>>EP_E1.	<<IOC>>EP_X2C, <<IOC>>EP_F1C.	<<IOC>>EP_X2C.

4.3.2.2 Attributes

The GNBCUCPFunction IOC includes attributes inherited from ManagedFunction IOC (defined in TS 28.622[30]) and the following attributes:

Attribute name	S	isReadable	isWritable	isInvariant	isNotifiable
----------------	---	------------	------------	-------------	--------------

gNBId	M	T	T	F	T
gNBIdLength	M	T	T	F	T
gNBCUName	O	T	T	F	T
pLMNId	M	T	T	T	T
x2BlockList	CM	T	T	F	T
x2AllowList	CM	T	T	F	T
xnBlockList	M	T	T	F	T
xnAllowList	M	T	T	F	T
x2HOBLOCKList	CM	T	T	F	T
XnHOBLOCKList	M	T	T	F	T
mappingSetIDBackhaulAddressList	CM	T	T	F	T
tceIDMappingInfoList	CM	T	T	F	T
dDAPSHOControl	CM	T	T	F	T
dCHOControl	CM	T	T	F	T
Attribute related to role					
configurable5QISetRef	O	T	T	F	T
dynamic5QISetRef	O	T	F	F	T

4.3.2.3 Attribute constraints

Name	Definition
x2BlockList	Condition: Multi-Radio Dual Connectivity with the EPC (see TS 37.340 [9] clause 4.1.2) is supported.
x2AllowList	Condition: Multi-Radio Dual Connectivity with the EPC (see TS 37.340 [9] clause 4.1.2) is supported.
x2HOBLOCKList	Condition: Multi-Radio Dual Connectivity with the EPC (see TS 37.340 [9] clause 4.1.2) is supported.
mappingSetIDBackhaulAddressList	Condition: Remote Interference Management function is supported.
tceIDMappingInfoList	Condition: MDT Function is supported.
dDAPSHOControl	Condition: DAPS is supported.
dCHOControl	Condition: CHO is supported.

4.3.2.4 Notifications

The common notifications defined in subclause 4.5 are valid for this IOC, without exceptions or additions.

4.3.3 GNBCUUPFunction

4.3.3.1 Definition

For non-split NG-RAN deployment scenario, this IOC together with GNBCUCPFunction IOC and GNBDUFunction IOC provide the management representation of gNB defined in clause 6.1.1 in 3GPP TS 38.401 [4].

For 2-split NG-RAN deployment scenario, this IOC together with GNBCUCPFunction IOC provide management representation of gNB-CU defined in clause 6.1.1 in 3GPP TS 38.401 [4].

For 3-split NG-RAN deployment scenario, this IOC provides management representation of gNB-CU-UP defined in clause 6.1.2 in 3GPP TS 38.401 [4].

The following table identifies the necessary end points required for the representation of gNB and en-gNB, of all deployment scenarios.

Req Role	End point requirement for 3-split deployment scenario	End point requirement for 2-split deployment scenario	End point requirement for Non-split deployment scenario

gNB	<<IOC>>EP_XnU, <<IOC>>EP_NgU, <<IOC>>EP_F1U, <<IOC>>EP_E1.	<<IOC>>EP_XnU, <<IOC>>EP_NgU, <<IOC>>EP_F1U.	<<IOC>>EP_XnU, <<IOC>>EP_NgU.
en-gNB	<<IOC>>EP_X2U, <<IOC>>EP_S1U, <<IOC>>EP_F1U, <<IOC>>EP_E1.	<<IOC>>EP_X2U, <<IOC>>EP_S1U, <<IOC>>EP_F1U.	<<IOC>>EP_X2U, <<IOC>>EP_S1U.

4.3.3.2 Attributes

The GNBCUUPFunction IOC includes attributes inherited from ManagedFunction IOC (defined in TS 28.622[30]) and the following attributes:

Attribute name	S	isReadable	isWritable	isInvariant	isNotifiable
gNBCUUPId	M	T	F	T	T
pLMNInfoList	M	T	T	F	T
gNBId	M	T	T	F	T
gNBIdLength	M	T	T	F	T
Attribute related to role					
configurable5QISetRef	O	T	T	F	T
dynamic5QISetRef	O	T	F	F	T

4.3.3.3 Attribute constraints

None.

4.3.3.4 Notifications

The common notifications defined in subclause 4.5 are valid for this IOC, without exceptions or additions.

4.3.4 NRCellCU

4.3.4.1 Definition

This IOC represents the part of NR cell information that is responsible for the management of inter-cell mobility and neighbour relations via ANR.

4.3.4.2 Attributes

The NRCellCU IOC includes attributes inherited from ManagedFunction IOC (defined in TS 28.622[30]) and the following attributes:

Attribute name	S	isReadable	isWritable	isInvariant	isNotifiable
cellLocalId	M	T	T	F	T
pLMNInfoList	M	T	T (Note)	F	T
Attribute related to role					
nRFrequencyRef	M	T	F	F	T
NOTE: Whether the attribute "pLMNId" in the PLMNInfo can be writable depends on the implementation.					

NOTE 1: Void.

NOTE 2: Void.

4.3.4.3 Void

4.3.4.4 Notifications

The common notifications defined in subclause 4.5 are valid for this IOC, without exceptions or additions.

4.3.5 NRCellDU

4.3.5.1 Definition

This IOC represents the part of NR cell information that describes the specific resources instances.

An NR cell transmits SS/PBCH block and always requires downlink transmission at a certain carrier frequency with a certain channel bandwidth. Transmission may be performed from multiple sector-carriers using different transmission points, and these may be configured with different carrier frequencies and channel bandwidths, as long as they are aligned to the cell's downlink resource grids as defined in subclause 4.4 in TS 38.211 [32]. The values of `arfcnDL` and `bSChannelBwDL` attributes define the resource grids which each sector-carrier needs to be aligned to. See subclauses 5.3 and 5.4.2 of TS 38.104 for definitions of BS channel bandwidth and NR-ARFCN, respectively.

An NR cell requires an uplink in order to provide initial access. In case of TDD, the values of `arfcnUL` and `bSChannelBwUL` have to always be set to the same values as for the corresponding DL attributes. For both FDD and TDD, the `arfcnUL` and `bSChannelBwUL` define uplink resource grids to which each sector-carrier needs to align to.

An NR cell can in addition be configured with a supplementary uplink, which has its own `arfcnSUL` and `bSChannelBwSUL`, which define resource grids for supplementary uplink sector-carriers.

Each of downlink, uplink and supplementary uplink (if configured) need an initial bandwidth part (BWP), which defines resources to be used by UEs during and immediately after initial access. Additional BWPs can be either configured or calculated by gNB internally and be applied to UEs dynamically by gNB based on e.g. UE capability and bandwidth need of each UE.

NOTE: Void

4.3.5.2 Attributes

The NRCellDU IOC includes attributes inherited from ManagedFunction IOC (defined in TS 28.622[30]) and the following attributes:

Attribute name	S	isReadable	isWritable	isInvariant	isNotifiable
<code>cellLocalId</code>	CM	T	T	F	T
<code>operationalState</code>	M	T	F	F	T
<code>administrativeState</code>	M	T	T	F	T
<code>cellState</code>	M	T	F	F	T
<code>pLMNInfoList</code>	CM	T	T	F	T
<code>nPNIdentityList</code>	CM	T	T	F	T
<code>nRPCI</code>	M	T	T	F	T
<code>nRTAC</code>	CM	T	T	F	T
<code>arfcnDL</code>	M	T	T	F	T
<code>arfcnUL</code>	CM	T	T	F	T
<code>arfcnSUL</code>	CM	T	T	F	T
<code>bSChannelBwDL</code>	M	T	T	F	T
<code>rimRSMonitoringStartTime</code>	O	T	T	F	T
<code>rimRSMonitoringStopTime</code>	O	T	T	F	T
<code>rimRSMonitoringWindowDuration</code>	O	T	T	F	T
<code>rimRSMonitoringWindowStartingOffset</code>	O	T	T	F	T
<code>rimRSMonitoringWindowPeriodicity</code>	O	T	T	F	T

rimRSMonitoringOccasionInterval	O	T	T	F	T
rimRSMonitoringOccasionStartingOfset	O	T	T	F	T
ssbFrequency	CM	T	T	F	T
ssbPeriodicity	M	T	T	F	T
ssbSubCarrierSpacing	CM	T	T	F	T
ssbOffset	M	T	T	F	T
ssbDuration	M	T	T	F	T
bSChannelBwUL	CM	T	T	F	T
bSChannelBwSUL	CM	T	T	F	T
Attribute related to role					
nRSectorCarrierRef	M	T	T	F	T
bWPRef	M	T	T	F	T
nRFrequencyRef	CO	T	T	F	T
victimSetRef	CM	T	T	F	T
aggressorSetRef	O	T	T	F	T
NOTE 1: No state propagation is implied.					
NOTE 2: Void					

4.3.5.3 Attribute constraints

Name	Definition
cellLocalId S	Condition: NG-RAN MOCN network sharing with multiple Cell Identity broadcast feature is not supported
pLMNInfoList S	Condition: NG-RAN MOCN network sharing with multiple Cell Identity broadcast feature is not supported
nRTAC S	Condition: NG-RAN MOCN network sharing with multiple Cell Identity broadcast feature is not supported
arfcnUL S	Condition: The cell has an uplink (FDD or TDD)
arfcnSUL S	Condition: The cell has a supplementary uplink
nPNIIdentityList S	Condition: The cell is a NPN-only cell (see TS 38.331 [54]).
bSChannelBwUL S	Condition: The cell has an uplink (FDD or TDD)
bSChannelBwSUL S	Condition: The cell has a supplementary uplink
nRFrequencyRef S	Condition: Non-split deployment scenario is supported
ssbFrequency S	Condition: nRFrequencyRef is not used.
ssbSubCarrierSpacing S	Condition: nRFrequencyRef is not used.
victimSetRef S	Condition: RIM feature is supported

4.3.5.4 Notifications

The common notifications defined in subclause 4.5 are valid for this IOC, without exceptions or additions.

4.3.6 NRSectorCarrier

4.3.6.1 Definition

This <<IOC>>NRSectorCarrier represents the resources of each transmission point associated to corresponding cell(s). These in general have different physical locations (of the antennae), and possibly different frequencies or bandwidths. The UE is not directly aware of which NRSectorCarrier resources the network uses for its connection.

An NR sector-carrier can have downlink, uplink or both as specified by txDirection. Attributes related to unavailable direction (DL or UL) shall not be set.

Additional NRSectorCarriers not directly associated to one cell only can also be configured.

If a value of arfcnDL, arfcnUL, bSChannelBwDL or bSChannelBwUL can be derived unambiguously from the referring cell, then that attribute needs not be present. That will not be possible if the NRSectorCarrier is used for supplementary uplink, if it is not directly associated to a cell, or if the sector-carrier uses only a part of the cell's channel bandwidth. Thus, at least in those cases the applicable attributes have to be present and their values need to be set.

4.3.6.2 Attributes

The NRSectorCarrier IOC includes attributes inherited from ManagedFunction IOC (defined in TS 28.622[30]) and the following attributes:

Attribute name	S	isReadable	isWritable	isInvariant	isNotifiable
txDirection	M	T	T	F	T
configuredMaxTxPower	CM	T	T	F	T
configuredMaxTxEIRP	CM	T	T	F	T
arfcnDL	CM	T	T	F	T
arfcnUL	CM	T	T	F	T
bSChannelBwDL	CM	T	T	F	T
bSChannelBwUL	CM	T	T	F	T
attribute related to role					
sectorEquipmentFunctionRef	M	T	T	F	T

4.3.6.3 Attribute constraints

Name	Definition
configuredMaxTxPower	Condition: The sector-carrier has a downlink. Configuration of Tx power at antenna port reference point is supported.
configuredMaxTxEIRP	Condition: The sector-carrier has a downlink. Configuration of emitted isotropic radiated power is supported.
arfcnDL	Condition: The sector-carrier has a downlink AND the value differs from the referring cell's value of arfcnDL.
arfcnUL	Condition: The sector-carrier has an uplink AND the value differs from the referring cell's value of arfcnUL.
bSChannelBwDL	Condition: The sector-carrier has a downlink AND the value differs from the referring cell's value of bSChannelBwDL.
bSChannelBwUL	Condition: The sector-carrier has an uplink AND the value differs from the referring cell's value of bSChannelBwUL.

4.3.6.4 Notifications

The common notifications defined in subclause 4.5 are valid for this IOC, without exceptions or additions.

4.3.7 BWP

4.3.7.1 Definition

This IOC represents a bandwidth part (BWP) defined in 3GPP TS 38.211 [32], subclause 4.4.5. A bandwidth part is related to downlink, uplink or supplementary uplink resource grids, and is defined by its subcarrier spacing (SCS), cyclic prefix and location and size related to the common resource grid for the applicable SCS.

A BWP can be either an initial BWP used for initial access, or other ("regular") BWP configured for relevant UEs that support the BWP's characteristics.

4.3.7.2 Attributes

The BWP IOC includes attributes inherited from ManagedFunction IOC (defined in TS 28.622[30]) and the following attributes:

Attribute name	S	isReadable	isWritable	isInvariant	isNotifiable
bwpContext	M	T	T	F	T
isInitialBwp	M	T	T	F	T
subCarrierSpacing	M	T	T	F	T
cyclicPrefix	M	T	T	F	T
startRB	M	T	T	F	T
numberOfRBs	M	T	T	F	T

4.3.7.3 Attribute constraints

None.

4.3.7.4 Notifications

The common notifications defined in subclause 4.5 are valid for this IOC, without exceptions or additions.

4.3.8 EP_E1

4.3.8.1 Definition

This IOC represents the local end point of the logical link, supporting E1 interface between gNB-CU-CP and gNB-CU-UP. The E1 interface is defined in 3GPP TS 38.401 [4].

4.3.8.2 Attributes

The EP_E1 IOC includes attributes inherited from EP_RP IOC (defined in TS 28.622[30]) and the following attributes:

Attribute name	S	isReadable	isWritable	isInvariant	isNotifiable
localAddress	O	T	T	F	T
remoteAddress	O	T	T	F	T

4.3.8.3 Attribute constraints

None.

4.3.8.4 Notifications

The common notifications defined in subclause 4.5 are valid for this IOC, without exceptions or additions.

4.3.9 EP_XnU

4.3.9.1 Definition

This IOC represents the one end-point of a logical link supporting the Xn user plane (Xn-U) interface. The Xn-U interface provides non-guaranteed delivery of user plane PDUs between two NG-RAN nodes. The user plane PDUs are carried on GTP-U/UDP/IP/Data link layer/Physical layer stack. See subclause 7.2 of 3GPP TS 38.420 [6].

4.3.9.2 Attributes

The EP_XnU IOC includes attributes inherited from EP_RP IOC (defined in TS 28.622[30]) and the following attributes:

Attribute name	S	isReadable	isWritable	isInvariant	isNotifiable
localAddress	O	T	T	F	T
remoteAddress	O	T	T	F	T

4.3.9.3 Attribute constraints

None.

4.3.9.4 Notifications

The common notifications defined in subclause 4.5 are valid for this IOC, without exceptions or additions.

4.3.10 EP_NgC

4.3.10.1 Definition

This IOC represents the local end point of the control plane interface (NG-C) between the gNB and AMF. The transport network layer is built on IP transport. For the reliable transport of signalling messages, SCTP is added on top of IP. The application layer signalling protocol is referred to as NG-AP (NG Application Protocol).

3GPP TS 38.470 [7] noted that "one gNB-CU and a set of gNB-DUs are visible to other logical nodes as a gNB or an en-gNB where the gNB terminates the Xn and the NG interfaces, and the en-gNB terminates the X2 and the S1-U interfaces".

4.3.10.2 Attributes

The EP_NgC IOC includes attributes inherited from EP_RP IOC (defined in TS 28.622[30]) and the following attributes:

Attribute name	S	isReadable	isWritable	isInvariant	isNotifiable
localAddress	O	T	T	F	T
remoteAddress	O	T	T	F	T

4.3.10.3 Attribute constraints

None.

4.3.10.4 Notifications

The common notifications defined in subclause 4.5 are valid for this IOC, without exceptions or additions.

4.3.11 EP_NgU

4.3.11.1 Definition

This IOC represents the local end point of the NG user plane (NG-U) interface between the gNB and UPF. The interface provides non-guaranteed delivery of user plane PDUs between the gNB and UPF. GTP-U is baseline for this interface.

3GPP TS 38.470 [7] noted that "one gNB-CU and a set of gNB-DUs are visible to other logical nodes as a gNB or an en-gNB where the gNB terminates the Xn and the NG interfaces, and the en-gNB terminates the X2 and the S1-U interfaces".

4.3.11.2 Attributes

The EP_NgU IOC includes attributes inherited from EP_RP IOC (defined in TS 28.622[30]) and the following attributes:

Attribute name	S	isReadable	isWritable	isInvariant	isNotifyable
localAddress	O	T	T	F	T
remoteAddress	O	T	T	F	T
Attribute related to role					
epTransportRef	O	T	F	F	T

4.3.11.3 Attribute constraints

None.

4.3.11.4 Notifications

The common notifications defined in subclause 4.5 are valid for this IOC, without exceptions or additions.

4.3.12 EP_F1C

4.3.12.1 Definition

This IOC represents the local end point of the control plane interface (F1-C) between the gNB-DU and gNB-CU or gNB-CU-CP. The transport network layer is based on IP transport with the SCTP on top of IP. The application layer signalling protocol is referred to as NG-AP (NG Application Protocol). See subclause 7.1 of 3GPP TS 38.470 [7].

3GPP TS 38.470 [7] noted that "one gNB-CU and a set of gNB-DUs are visible to other logical nodes as a gNB or an en-gNB where the gNB terminates the Xn and the NG interfaces, and the en-gNB terminates the X2 and the S1-U interfaces".

4.3.12.2 Attributes

The EP_F1C IOC includes attributes inherited from EP_RP IOC (defined in TS 28.622[30]) and the following attributes:

Attribute name	S	isReadable	isWritable	isInvariant	isNotifyable
localAddress	O	T	T	F	T
remoteAddress	O	T	T	F	T

4.3.12.3 Attribute constraints

None.

4.3.12.4 Notifications

The common notifications defined in subclause 4.5 are valid for this IOC, without exceptions or additions.

4.3.13 EP_F1U

4.3.13.1 Definition

This IOC represents the local end point of the user plane interface (F1-U) between the gNB-DU and gNB-CU or gNB-CU-UP. The transport network layer is based on IP transport, with the UDP and GTP-U on top of IP.

3GPP TS 38.470 [7] noted that "one gNB-CU and a set of gNB-DUs are visible to other logical nodes as a gNB or an en-gNB where the gNB terminates the Xn and the NG interfaces, and the en-gNB terminates the X2 and the S1-U interfaces".

4.3.13.2 Attributes

The EP_F1U IOC includes attributes inherited from EP_RP IOC (defined in TS 28.622[30]) and the following attributes:

Attribute name	S	isReadable	isWritable	isInvariant	isNotifyable
localAddress	O	T	T	F	T
remoteAddress	O	T	T	F	T
attribute related to role					
epTransportRef	O	T	F	F	T

4.3.13.3 Attribute constraints

None.

4.3.13.4 Notifications

The common notifications defined in subclause 4.5 are valid for this IOC, without exceptions or additions.

4.3.14 EP_S1U

4.3.14.1 Definition

This IOC represents the local end point of the logical link, supporting S1-U interface towards a S-GW node. The S1-U interface is defined in 3GPP TS 36.410 [14].

4.3.14.2 Attributes

The EP_S1U IOC includes attributes inherited from EP_RP IOC (defined in TS 28.622[30]) and the following attributes:

Attribute name	S	isReadable	isWritable	isInvariant	isNotifyable
localAddress	O	T	T	F	T
remoteAddress	O	T	T	F	T

4.3.14.3 Attribute constraints

None.

4.3.14.4 Notifications

The common notifications defined in subclause 4.5 are valid for this IOC, without exceptions or additions.

4.3.15 EP_X2C

4.3.15.1 Definition

This IOC represents the local end point of the logical link, supporting X2-C application protocols used in EN-DC, to a neighbour eNB or en-gNB node, which is defined in 3GPP TS 36.423 [15]. EN-DC is defined in 3GPP TS 37.340 [9].

4.3.15.2 Attributes

The EP_X2C IOC includes attributes inherited from EP_RP IOC (defined in TS 28.622[30]) and the following attributes:

Attribute name	S	isReadable	isWritable	isInvariant	isNotifiable
localAddress	O	T	T	F	T
remoteAddress	O	T	T	F	T

4.3.15.3 Attribute constraints

None.

4.3.15.4 Notifications

The common notifications defined in subclause 4.5 are valid for this IOC, without exceptions or additions.

4.3.16 EP_X2U

4.3.16.1 Definition

This IOC represents the local end-point of a logical link supporting the X2 user plane (X2-U) interface used in EN-DC, which is defined in 3GPP TS 36.425 [16].

4.3.16.2 Attributes

The EP_X2U IOC includes attributes inherited from EP_RP IOC (defined in TS 28.622[30]) and the following attributes:

Attribute name	S	isReadable	isWritable	isInvariant	isNotifiable
localAddress	O	T	T	F	T
remoteAddress	O	T	T	F	T

4.3.16.3 Attribute constraints

None.

4.3.16.4 Notifications

The common notifications defined in subclause 4.5 are valid for this IOC, without exceptions or additions.

4.3.17 EP_XnC

4.3.17.1 Definition

This IOC represents the local gNB node end point of the logical link, supporting Xn Application protocols, to a neighbour NG-RAN node (including gNB and ng-eNB). The Xn Application PDUs are carried over SCTP/IP/Data link layer/Physical layer stack. See subclause 7 of 3GPP TS 38.420 [6].

4.3.17.2 Attributes

The EP_XnC IOC includes attributes inherited from EP_RP IOC (defined in TS 28.622[30]) and the following attributes:

Attribute name	S	isReadable	isWritable	isInvariant	isNotifiable
localAddress	O	T	T	F	T
remoteAddress	O	T	T	F	T

4.3.17.3 Attribute constraints

None

4.3.17.4 Notifications

The common notifications defined in subclause 4.5 are valid for this IOC, without exceptions or additions.

4.3.18 ExternalGNBCUCPFunction

4.3.18.1 Definition

This IOC represents the properties, known by the management function, of a GNBCUCPFunction managed by another management function. For more information about GNBCUCPFunction, see subclause 4.3.2.

4.3.18.2 Attributes

The ExternalGNBCUCPFunction includes attributes inherited from ManagedFunction IOC (defined in TS 28.622[30]) and the following attributes:

Attribute name	S	isReadable	isWritable	isInvariant	isNotifiable
gNBId	M	T	T	F	T
gNBIdLength	M	T	T	F	T
pLMNId	M	T	T	F	T

4.3.18.3 Attribute constraints

None.

4.3.18.4 Notifications

The common notifications defined in subclause 4.5 are valid for this IOC, without exceptions or additions.

4.3.19 ExternalGNBCUUPFunction

4.3.19.1 Definition

This IOC represents the properties, known by the management function, of a `GNBCUUPFunction` managed by another management function. For more information about `GNBCUUPFunction`, see subclause 4.3.3.

4.3.19.2 Attributes

The `ExternalGNBCUUPFunction` includes attributes inherited from `ManagedFunction` IOC (defined in TS 28.622[30]) and the following attributes:

Attribute name	S	isReadable	isWritable	isInvariant	isNotifiable
<code>gNBId</code>	M	T	T	F	T
<code>gNBIdLength</code>	M	T	T	F	T

4.3.19.3 Attribute constraints

None.

4.3.19.4 Notifications

The common notifications defined in subclause 4.5 are valid for this IOC, without exceptions or additions.

4.3.20 ExternalGNBDUFunction

4.3.20.1 Definition

This IOC represents the properties, known by the management function, of a `GNBDUFunction` managed by another management function. For more information about `GNBDUFunction`, see subclause 4.3.1.

4.3.20.2 Attributes

The `ExternalGNBDUFunction` includes attributes inherited from `ManagedFunction` IOC (defined in TS 28.622[30]) and the following attributes:

Attribute name	S	isReadable	isWritable	isInvariant	isNotifiable
<code>gNBId</code>	M	T	T	T	T
<code>gNBIdLength</code>	M	T	T	F	T

4.3.20.3 Attribute constraints

None.

4.3.20.4 Notifications

The common notifications defined in subclause 4.5 are valid for this IOC, without exceptions or additions.

4.3.21 ExternalUPFFunction

4.3.21.1 Definition

This IOC represents the properties, known by the management function, of a UPFFunction managed by another management function. For more information about UPFFunction, see subclause 5.3.3.

4.3.21.2 Attributes

The ExternalUPFFunction includes attributes inherited from ManagedFunction IOC (defined in TS 28.622[30]) and the following attributes:

Attribute name	S	isReadable	isWritable	isInvariant	isNotifiable

4.3.21.3 Attribute constraints

None.

4.3.21.4 Notifications

The common notifications defined in subclause 4.5 are valid for this IOC, without exceptions or additions.

4.3.22 ExternalAMFFunction

4.3.22.1 Definition

This IOC represents the properties, known by the management function, of an AMFFunction managed by another management function. For more information about AMFFunction, see subclause 5.3.

4.3.22.2 Attributes

The ExternalAMFFunction includes attributes inherited from ManagedFunction IOC (defined in TS 28.622[30]) and the following attributes:

Attribute name	S	isReadable	isWritable	isInvariant	isNotifiable

4.3.22.3 Attribute constraints

None

4.3.22.4 Notifications

The common notifications defined in subclause 4.5 are valid for this IOC, without exceptions or additions.

4.3.23 Void

4.3.24 ENBFunction <<ProxyClass>>

4.3.24.1 Definition

This IOC represents an <<IOC>>ENBFunction and <<IOC>>ExternalENBFunction.

4.3.24.2 Attributes

See that defined in <<IOC>>ENBFunction and <<IOC>>ExternalENBFunction.

4.3.24.3 Attribute constraints

See that defined in <<IOC>>ENBFunction and <<IOC>>ExternalENBFunction.

4.3.24.4 Notifications

See respective IOCs.

4.3.25 GNBCUCPFunction <<ProxyClass>>

4.3.25.1 Definition

This IOC represents an <<IOC>>GNBCUCPFunction and <<IOC>>ExternalGNBCUCPFunction.

4.3.25.2 Attributes

See that defined in <<IOC>>GNBCUCPFunction and <<IOC>>ExternalGNBCUCPFunction.

4.3.25.3 Attribute constraints

See respective IOCs.

4.3.25.4 Notifications

See respective IOCs.

4.3.26 GNBCUUPFunction <<ProxyClass>>

4.3.26.1 Definition

This IOC represents an <<IOC>>GNBCUUPFunction and <<IOC>>ExternalGNBCUUPFunction.

4.3.26.2 Attributes

See that defined in <<IOC>>GNBCUUPFunction and <<IOC>>ExternalGNBCUUPFunction.

4.3.26.3 Attribute constraints

See that defined in <<IOC>>GNBCUUPFunction and <<IOC>>ExternalGNBCUUPFunction.

4.3.26.4 Notifications

See respective IOCs.

4.3.27 GNBDUFunction <<ProxyClass>>

4.3.27.1 Definition

This IOC represents an <<IOC>>GNBDUFunction and <<IOC>>ExternalGNBDUFunction.

4.3.27.2 Attributes

See that defined in <<IOC>>GNBDUFunction and <<IOC>>ExternalGNBDUFunction.

4.3.27.3 Attribute constraints

See that defined in <<IOC>>GNBDUFunction and <<IOC>>ExternalGNBDUFunction.

4.3.27.4 Notifications

See respective IOCs.

4.3.28 ServingGWFunction <<ProxyClass>>

4.3.28.1 Definition

This IOC represents an <<IOC>>ServingGWFunction and <<IOC>>ExternalServingGWFunction.

4.3.28.2 Attributes

See that defined in <<IOC>>ServingGWFunction and <<IOC>>ExternalServingGWFunction.

4.3.28.3 Attribute constraints

See that defined in <<IOC>>ServingGWFunction and <<IOC>>ExternalServingGWFunction.

4.3.28.4 Notifications

See respective IOCs.

4.3.29 UPFFunction <<ProxyClass>>

4.3.29.1 Definition

This IOC represents an <<IOC>>UPFFunction and <<IOC>>ExternalUPFFunction.

4.3.29.2 Attributes

See that defined in <<IOC>>UPFFunction and <<IOC>>ExternalUPFFunction.

4.3.29.3 Attribute constraints

See that defined in <<IOC>>UPFFunction and <<IOC>>ExternalUPFFunction.

4.3.29.4 Notifications

See respective IOCs.

4.3.30 AMFFunction <<ProxyClass>>

4.3.30.1 Definition

This IOC represents an <<IOC>>AMFFunction and <<IOC>>ExternalAMFFunction.

4.3.30.2 Attributes

See that defined in <<IOC>>AMFFunction and <<IOC>>ExternalAMFFunction.

4.3.30.3 Attribute constraints

See that defined in <<IOC>>AMFFunction and <<IOC>>ExternalAMFFunction.

4.3.30.4 Notifications

See respective IOCs.

4.3.31 Void

4.3.32 NRCellRelation

4.3.32.1 Definition

This IOC represents a neighbour cell relation from a source cell to a target cell, where the target cell is an NRCellCU or ExternalNRCellCU instance.

The source cell can be a NRCellCU instance. This is the case for an Intra-NR neighbour cell relation.

The source cell can be a EUTranGenericCell instance. This is the case for Inter-LTE-NR neighbour cell relation, from E-UTRAN to NR. See 3GPP TS 28.658 [19].

Neighbour cell relations are unidirectional.

4.3.32.2 Attributes

The NRCellRelation IOC includes attributes inherited from Top IOC (defined in TS 28.622[30]) and the following attributes:

Attribute name	S	isReadable	isWritable	isInvariant	isNotifyable
nRTCI	O	T	T	F	T
cellIndividualOffset	M	T	T	F	T
isRemoveAllowed	CM	T	T	F	T
isHOAllowed	CM	T	T	F	T
isESCoveredBy	CM	T	T	F	T
isENDCAAllowed	CM	T	T	F	T
isMLBAllowed	CM	T	T	F	T
attribute related to role					
nRFreqRelationRef	M	T	T	F	T
adjacentNRCellRef	M	T	T	F	T

4.3.32.3 Attribute constraints

Name	Definition
isRemoveAllowed	Condition: ANR function is supported in the source cell.
isHOAllowed	Condition: ANR function is supported in the source cell.
isESCoveredBy	Condition: Energy Saving function is supported.
isENDCAAllowed	Condition: Multi-Radio Dual Connectivity with the EPC (see TS 37.340 [9] clause 4.1.2) is supported.
isMLBAllowed	Condition: MLB function is supported in the source cell.

4.3.32.4 Notifications

The common notifications defined in subclause 4.5 are valid for this IOC, without exceptions or additions.

4.3.33 NRFreqRelation

4.3.33.1 Definition

This IOC, together with the target NRFrequency, represents the frequency properties applicable to the referencing NRCellRelation.

4.3.33.2 Attributes

The NRFreqRelation IOC includes attributes inherited from Top IOC (defined in TS 28.622[30]) and the following attributes:

Attribute name	S	isReadable	isWritable	isInvariant	isNotifiable
offsetMO	O	T	T	F	F
blockListEntry	O	T	T	F	F
blockListEntryIdleMode	O	T	T	F	F
cellReselectionPriority	O	T	T	F	F
cellReselectionSubPriority	O	T	T	F	F
pMax	O	T	T	F	F
qOffsetFreq	O	T	T	F	F
qQualMin	O	T	T	F	F
qRxLevMin	M	T	T	F	F
threshXHighP	M	T	T	F	F
threshXHighQ	CM	T	T	F	F
threshXLowP	M	T	T	F	F
threshXLowQ	CM	T	T	F	F
tReselectionNr	M	T	T	F	F
tReselectionNRSfHigh	O	T	T	F	F
tReselectionNRSfMedium	O	T	T	F	F
attribute related to role					
nRFrequencyRef	M	T	T	F	F

4.3.33.3 Attribute constraints

Name	Definition
threshXHighQ	Condition: RSRQ used in SIB4.
threshXLowQ	Condition: RSRQ used in SIB4.

4.3.33.4 Notifications

The common notifications defined in subclause 4.5 are valid for this IOC, without exceptions or additions.

4.3.34 Void

4.3.35 ExternalNRCellCU

4.3.35.1 Definition

This abstract IOC represents the properties of an NRCellCU controlled by another Management Service Provider. This IOC contains necessary attributes for inter-system and intra-system handover. It also contains a subset of the attributes of related IOCs controlled by Management Service Provider. The way to maintain consistency between the attribute values of these IOCs is outside the scope of the present document.

4.3.35.2 Attributes

The ExternalNRCellCU IOC includes attributes inherited from ManagedFunction IOC (defined in TS 28.622[30]) and the following attributes:

Attribute name	S	isReadable	isWritable	isInvariant	isNotifiable
cellLocalId	M	T	T	F	T
nRPCI	M	T	T	F	T
plmnIdList	M	T	T	F	T
attribute related to role					
nRFRrequencyRef	M	T	T	F	T

4.3.35.3 Attribute constraints

None.

4.3.35.4 Notifications

The common notifications defined in subclause 4.5 are valid for this IOC, without exceptions or additions.

4.3.36 RRMPolicyRatio

4.3.36.1 Definition

This IOC represents the properties of RRMPolicyRatio. RRMPolicyRatio is one realization of abstract *RRMPolicy_IOC*. RRMPolicyRatio has three attributes, apart from those inherited (DN, resourceType, rRMPolicyMemberList).

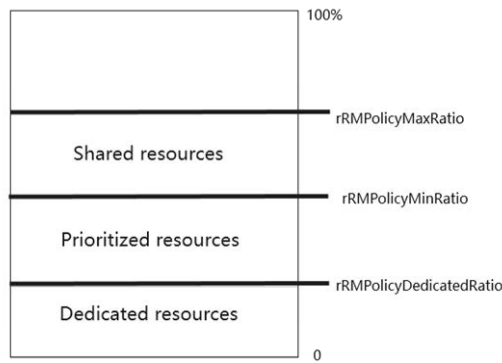


Figure 4.3.36-1 Structure of RRMPolicyRatio

- The attribute `rRMPolicyMaxRatio` defines the maximum resource usage quota for the associated `rRMPolicyMemberList`, including at least one of shared resources, prioritized resources and dedicated resources. The sum of the ‘`rRMPolicyMaxRatio`’ values assigned to all `RRMPolicyRatio(s)` name-contained by same `ManagedEntity` can be greater than 100.
- The attribute `rRMPolicyMinRatio` defines the minimum resource usage quota for the associated `RRMPolicyMemberList`, including at least one of prioritized resources and dedicated resources, which means the resources quota that need to be guaranteed for use by the associated `rRMPolicyMemberList`. The sum of the ‘`rRMPolicyMinRatio`’ values assigned to all `RRMPolicyRatio(s)` name-contained by same `ManagedEntity` shall be less than or equal to 100.
- The attribute `rRMPolicyDedicatedRatio` defines the dedicated resource usage quota for the `RRMPolicyMemberList`, including dedicated resources. The sum of the ‘`rRMPolicyDedicatedRatio`’ values assigned to all `RRMPolicyRatio(s)` name-contained by same `ManagedEntity` shall be less than or equal to 100.

The following are the definition for above mentioned three resource categories:

- **Shared resources:** means the resources that are shared with other `rRMPolicyMemberList(s)` (i.e. the `rRMPolicyMemberList(s)` defined in `RRMPolicyRatio(s)` name-contained by the same `ManagedEntity`). The shared resources are not guaranteed for use by the associated `rRMPolicyMemberList`. The shared resources quota is represented by [`rRMPolicyMaxRatio-rRMPolicyMinRatio`].
- **Prioritized resources:** means the resources are preferentially used by the associated `RRMPolicyMemberList`. These resources are guaranteed for use by the associated `RRMPolicyMemberList` when it needs to use them. When not used, these resources may be used by other `rRMPolicyMemberList(s)` (i.e. the `rRMPolicyMemberList(s)` defined in `RRMPolicyRatio(s)` name-contained by the same `ManagedEntity`). The prioritized resources quota is represented by [`rRMPolicyMinRatio-rRMPolicyDedicatedRatio`]
- **Dedicated resources:** means the resources are dedicated for use by the associated `RRMPolicyMemberList`. These resources can not be shared even if the associated `RRMPolicyMember` does not use them. The Dedicated resources quota is represented by [`rRMPolicyDedicatedRatio`].

NOTE: The resources shown in Figure 4.3.36-1 could be reserved or allocated for user and bearer related requests, e.g. a user connection, a PDU session, etc., if the user is entitled to use the allocated resources according the ratios defined above.

4.3.36.2 Attributes

The `RRMPolicyRatio` IOC includes attributes inherited from `RRMPolicy_ IOC` (defined in clause 4.3.43) and the following attributes:

Attribute name	S	isReadable	isWritable	isInvariant	isNotifiable
<code>rRMPolicyMaxRatio</code>	M	T	T	F	T
<code>rRMPolicyMinRatio</code>	M	T	T	F	T
<code>rRMPolicyDedicatedRatio</code>	O	T	T	F	T

4.3.36.3 Attribute constraints

None

4.3.36.4 Notifications

The common notifications defined in subclause 4.5 are valid for this IOC, without exceptions or additions.

4.3.37 S-NSSAI <<dataType>>

4.3.37.1 Definition

This data type represents an S-NSSAI. An NSSAI is a set of supported S-NSSAI(s), an S-NSSAI is comprised of an SST (Slice/Service type) and an optional SD (Slice Differentiator) field, (See TS 23.003 [13]).

4.3.37.2 Attributes

Attribute name	S	isReadable	isWritable	isInvariant	isNotifiable
sST	M	T	T	F	T
sD	O	T	T	F	T

4.3.37.3 Attribute constraints

None

4.3.37.4 Notifications

The subclause 4.5 of the <<IOC>> using this <<dataType>> as one of its attributes, shall be applicable.

4.3.38 NRFrequency

4.3.38.1 Definition

This IOC represents certain NR frequency properties.

4.3.38.2 Attributes

The NRFrequency IOC includes attributes inherited from Top IOC (defined in TS 28.622[30]) and the following attributes:

Attribute name	S	isReadable	isWritable	isInvariant	isNotifiable
absoluteFrequencySSB	M	T	T	F	T
sSBSubCarrierSpacing	M	T	T	F	T
multiFrequencyBandListNR	O	T	F	F	T

4.3.38.3 Attribute constraints

None.

4.3.38.4 Notifications

The common notifications defined in subclause 4.5 are valid for this IOC, without exceptions or additions.

4.3.39 CommonBeamformingFunction

4.3.39.1 Definition

This <<IOC>>CommonBeamformingFunction represents common beamforming functionality (eg: SSB beams) for the NRSectorCarrier.

The CommonBeamformingFunction provides capability to configure the advanced antenna for a sector carrier. The configuration capability is provided by selection of coverageShape, digitalTilt and digitalAzimuth. These attributes represent the wanted coverage area and radiation pattern on a sector carrier related to an antenna transmission point.

This configuration capability assumes the system shall handle configuration of SSB beams within the sector carrier. Individual SSB beams within a sector carrier cannot be independently configured as this depends on many conditions and constraints, for instance TDD patterns, allocations of PRACH occasions, SIB1 and mobility considerations.

The associated <<IOC>> Beam provides information beam direction and beam width for the associated SSB beams as a result of the configuration. The beams addressed in this definition are the common beams. There may be more than one beam per CommonBeamformingFunction for the NRSectorCarrier.

4.3.39.2 Attributes

The CommonBeamformingFunction IOC includes attributes inherited from Top IOC (defined in TS 28.622[30]) and the following attributes:

Attribute name	S	isReadable	isWritable	isInvariant	isNotifiable
coverageShape	M	T	T	F	T
digitalTilt	M	T	T	F	T
digitalAzimuth	M	T	T	F	T

4.3.39.3 Attribute constraints

None.

4.3.39.4 Notifications

The common notifications defined in subclause 4.5 are valid for this IOC, without exceptions or additions.

4.3.40 Beam

4.3.40.1 Definition

This <<IOC>>Beam represents the per-Beam information required for, e.g. beam performance management utilizing measurements generated in the RAN. TS 38.104 [12] relates to beam transmission, TS 38.215 [55] to beam measurements, and TS 38.331 [54] to reporting of those measurements and associated beam failure Information Elements, clauses 5.5.3, 5.5.5.2, 6.3.2. 6.2.2.

Measurements on common beams may be correlated with associated spatial beam information to assist use cases like troubleshooting performance problems, or SON functions like Coverage & Capacity Optimization.

<<IOC>>Beam can have spatial attributes of horizontal/azimuth (ie: Phi ϕ -axis) and vertical/tilt (ie: Theta θ -axis) beam pointing direction and beam width attributes. There may be more than one beam per CommonBeamformingFunction for an NRSectorCarrier. Informational note, beam direction and width are characteristics—a representation—of directional energy vectors.

4.3.40.2 Attributes

Attribute name	S	isReadable	isWritable	isInvariant	isNotifiable
beamIndex	M	T	F	F	T
beamType	O	T	F	F	T
beamAzimuth	CM	T	F	F	T
beamTilt	CM	T	F	F	T
beamHorizWidth	CM	T	F	F	T
beamVertWidth	CM	T	F	F	T

4.3.40.3 Attribute constraints

The Beam IOC includes attributes inherited from Top IOC (defined in TS 28.622[30]) and the following attributes:

Name	Definition
beamAzimuth S	Condition: The beamType is "SSB-BEAM" and Supported by Equipment
beamTilt S	Condition: The beamType is "SSB-BEAM" and Supported by Equipment
beamHorizWidth S	Condition: The beamType is "SSB-BEAM" and Supported by Equipment
beamVertWidth S	Condition: The beamType is "SSB-BEAM" and Supported by Equipment

4.3.41 PLMNInfo <<dataType>>

4.3.41.1 Definition

This <<dataType>> represents the PLMN supported by the <<IOC>> using this <<dataType>> as one of its attributes. In case of network slicing feature is supported, this <<dataType>> also represents the S-NSSAI in the PLMN supported by the <<IOC>> using this <<dataType>> as one of its attributes.

4.3.41.2 Attributes

Attribute name	S	isReadable	isWritable	isInvariant	isNotifiable
pLMNId	M	T	T	F	T
sNSSAI	CM	T	T	F	T

4.3.41.3 Attribute constraints

Name	Definition
sNSSAI S	Condition: Network slicing feature is supported.

4.3.41.4 Notifications

The subclause 4.5 of the <<IOC>> using this <<dataType>> as one of its attributes, shall be applicable.4.3.42 *RRMPolicyMember* <<dataType>>

4.3.42.1 Definition

This <<dataType>> represents an RRM Policy member that will be part of a *rRRMPolicyMemberList*. A *RRMPolicyMember* is defined by its *pLMNId* and *sNSSAI* (S-NSSAI). The members in a *rRRMPolicyMemberList* is assigned a specific amount of RRM resources based on settings in *RRMPolicy_*.

4.3.42.2 Attributes

Attribute name	S	isReadable	isWritable	isInvariant	isNotifiable
<i>pLMNId</i>	M	T	T	F	T
<i>sNSSAI</i>	CM	T	T	F	T

4.3.42.3 Attribute constraints

Name	Definition
<i>sNSSAI</i> S	Condition: Network slicing is supported

4.3.42.4 Notifications

The subclause 4.5 of the <<IOC>> using this <<dataType>> as one of its attributes, shall be applicable.

4.3.43 *RRMPolicy_*

4.3.43.1 Definition

This IOC represents the properties of an abstract *RRMPolicy*. The *RRMPolicy_* IOC needs to be subclassed to be instantiated. It defines two attributes apart from those inherited from TOP IOC, the *resourceType* attribute defines type of resource (PRB, PRB in uplink, PRB in downlink,RRC connected users, DRB usage etc.) and the *rRRMPolicyMemberList* attribute defines the *RRMPolicyMember(s)* that is subject to this policy. An RRM resource (defined in *resourceType* attribute) is located in *NRCe11DU*, *NRCe11CU*, *GNBDUFunction*, *GNBCUCPFunction* or in *GNBCUUPFunction*. The *RRMPolicyRatio* IOC is one realization of a *RRMPolicy_* IOC, see the inheritance in Figure 4.2.1.2-1. This RRM framework allows adding new policies, both standardized or as vendor specific, by inheriting from the abstract *RRMPolicy_* IOC.

4.3.43.2 Attributes

The *RRMPolicy_* IOC have the following attributes, apart from those inherited from TOP IOC (defined in TS 28.622 [30]):

Attribute name	S	isReadable	isWritable	isInvariant	isNotifiable
<i>resourceType</i>	M	T	T	F	T
<i>rRRMPolicyMemberList</i>	M	T	T	F	T

4.3.43.3 Attribute constraints

None.

4.3.43.4 Notifications

The common notifications defined in subclause 4.5 are valid for this IOC, without exceptions or additions.

4.3.44 RRMPolicyManagedEntity <<ProxyClass>>

4.3.44.1 Definition

This represents an <<IOC>>NRCellCU, or an <<IOC>>NRCellDU or an <<IOC>>GNBCUUPFunction, or an <<IOC>>GNBCUCPFunction, or an <<IOC>>GNBDUFunction.

If <<IOC>>NRCellCU is used, which means that a RRMPolicy shall be applied to an RRM resource in the NRCellCU. The possible RRM resource(s) owned by NRCellCU is defined in the resourceType attribute.

If <<IOC>>NRCellDU is used, which means that a RRMPolicy shall be applied to an RRM resource in the NRCellDU. The possible RRM resource(s) owned by NRCellDU is defined in the resourceType attribute.

If <<IOC>>GNBCUUPFunction is used, which means that a RRMPolicy shall be applied to an RRM resource in the GNBCUUPFunction. The possible RRM resource(s) owned by GNBCUUPFunction is defined in the resourceType attribute.

If <<IOC>>GNBCUCPFunction is used, which means that a RRMPolicy shall be applied to an RRM resource in the GNBCUCPFunction. The possible RRM resource(s) owned by GNBCUCPFunction is defined in the resourceType attribute.

If <<IOC>>GNBDUFunction is used, which means that a RRMPolicy shall be applied to an RRM resource in the GNBDUFunction. The possible RRM resource(s) owned by GNBDUFunction is defined in the resourceType attribute.

4.3.44.2 Attributes

See that defined in <<IOC>>NRCellCU, <<IOC>>NRCellDU, <<IOC>>GNBCUUPFunction, <<IOC>>GNBCUCPFunction or <<IOC>>GNBDUFunction.

4.3.44.3 Attribute constraints

See that defined in <<IOC>>NRCellCU, <<IOC>>NRCellDU, <<IOC>>GNBCUUPFunction, <<IOC>>GNBCUCPFunction, or <<IOC>>GNBDUFunction.

4.3.44.4 Notifications

See respective IOCs.

4.3.45 GNBCUCPNeighbour <<ProxyClass>>

4.3.45.1 Definition

This IOC represents an <<IOC>>GNBCUCPFunction, <<IOC>>ExternalGNBCUCPFunction, <<IOC>>ENBFunction and <<IOC>>ExternalENBFunction.

4.3.45.2 Attributes

See that defined in <<IOC>>GNBCUCPFunction, <<IOC>>ExternalGNBCUCPFunction, <<IOC>>ENBFunction and <<IOC>>ExternalENBFunction.

4.3.45.3 Attribute constraints

See that defined in <<IOC>>GNBCUCPFfunction, <<IOC>>ExternalGNBCUCPFfunction, <<IOC>>ENBFfunction and <<IOC>>ExternalENBFfunction.

4.3.45.4 Notifications

See respective IOCs.

4.3.46 GNBCUUPNeighbour <<ProxyClass>>

4.3.46.1 Definition

This IOC represents an <<IOC>>GNBCUUPfunction, <<IOC>>ExternalGNBCUUPfunction, <<IOC>>ENBFfunction and <<IOC>>ExternalENBFfunction.

4.3.46.2 Attributes

See that defined in <<IOC>>GNBCUUPfunction, <<IOC>>ExternalGNBCUUPfunction, <<IOC>>ENBFfunction and <<IOC>>ExternalENBFfunction.

4.3.46.3 Attribute constraints

See that defined in <<IOC>>GNBCUUPfunction, <<IOC>>ExternalGNBCUUPfunction, <<IOC>>ENBFfunction and <<IOC>>ExternalENBFfunction.

4.3.46.4 Notifications

See respective IOCs.

4.3.47 MappingSetIDBackhaulAddress <<dataType>>

4.3.47.1 Definition

This data type represents the properties describing the mapping relationship between set ID and backhaul address of gNB.

4.3.47.2 Attributes

Attribute name	S	isReadable	isWritable	isInvariant	isNotifyable
setID	M	T	T	F	T
backhaulAddress	M	T	T	F	T

4.3.47.3 Attribute constraints

None.

4.3.47.4 Notifications

The subclause 4.5 of the <<IOC>> using this <<dataType>> as one of its attributes, shall be applicable.

4.3.48 BackhaulAddress <<dataType>>

4.3.48.1 Definition

This data type represents the properties describing the backhaul address of gNB.

4.3.48.2 Attributes

Attribute name	S	isReadable	isWritable	isInvariant	isNotifyable
gNBId	M	T	T	F	T
tAI	M	T	T	F	T

4.3.48.3 Attribute constraints

None.

4.3.48.4 Notifications

The subclause 4.5 of the <<IOC>> using this <<dataType>> as one of its attributes, shall be applicable.

4.3.49 Void

4.3.50 RimRSGlobal

4.3.50.1 Definition

This IOC is used to represent global/common Remote Interference Management (RIM) Reference Signal (RS) resource allocated for the whole network. Resource for RIM-RS transmission is defined by Sequence domain resource, Time domain resource and Frequency resource. The configure parameters of the RIM RS resource are applied to all Sets of RIM RS Resource across gNBs/cells in the network.

4.3.50.2 Attributes

The RimRSGlobal IOC includes attributes inherited from Top IOC (defined in TS 28.622[30]) and the following attributes:

Attribute name	S	isReadable	isWritable	isInvariant	isNotifyable
frequencyDomainPara	M	T	T	F	T
sequenceDomainPara	M	T	T	F	T
timeDomainPara	M	T	T	F	T

4.3.50.3 Attribute constraints

None.

4.3.50.4 Notifications

The common notifications defined in subclause 4.5 are valid for this IOC, without exceptions or additions.

4.3.51 FrequencyDomainPara <<dataType>>

4.3.51.1 Definition

This data type defines configuration parameters of frequency domain resource to support RIM RS.

4.3.51.2 Attributes

Attribute name	S	isReadable	isWritable	isInvariant	isNotifyable
rimRSSubcarrierSpacing	M	T	T	F	T
rIMRSBandwidth	M	T	T	F	T
nrofGlobalRIMRSFrequencyCandidates	M	T	T	F	T
rimRSCommonCarrierReferencePoint	M	T	T	F	T
rimRSStartingFrequencyOffsetIdList	M	T	T	F	T

4.3.51.3 Attribute constraints

None.

4.3.51.4 Notifications

The subclause 4.5 of the <<IOC>> using this <<dataType>> as one of its attributes, shall be applicable.

4.3.52 SequenceDomainPara <<dataType>>

4.3.52.1 Definition

This data type defines configuration parameters of sequence domain resource to support RIM RS.

4.3.52.2 Attributes

Attribute name	S	isReadable	isWritable	isInvariant	isNotifyable
nrofRIMRSSequenceCandidatesofRS1	M	T	T	F	T
rimRSScrambleIdListofRS1	M	T	T	F	T
nrofRIMRSSequenceCandidatesofRS2	O	T	T	F	T
rimRSScrambleIdListofRS2	O	T	T	F	T
enableEnoughNotEnoughIndication	M	T	T	F	T
rIMRSScrambleTimerMultiplier	M	T	T	F	T
rIMRSScrambleTimerOffset	M	T	T	F	T

4.3.52.3 Attribute constraints

None.

4.3.52.4 Notifications

The subclause 4.5 of the <<IOC>> using this <<dataType>> as one of its attributes, shall be applicable.

4.3.53 TimeDomainPara <<dataType>>

4.3.53.1 Definition

This data type defines configuration parameters of time domain resource to support RIM RS.

4.3.53.2 Attributes

Attribute name	S	isReadable	isWritable	isInvariant	isNotifyable
dlULSwitchingPeriod1	M	T	T	F	T
symbolOffsetOfReferencePoint1	M	T	T	F	T
dlULSwitchingPeriod2	O	T	T	F	T
symbolOffsetOfReferencePoint2	O	T	T	F	T
totalnrofSetIdofRS1	M	T	T	F	T
totalnrofSetIdofRS2	O	T	T	F	T
nrofConsecutiveRIMRS1	M	T	T	F	T
nrofConsecutiveRIMRS2	O	T	T	F	T
consecutiveRIMRS1List	M	T	T	F	T
consecutiveRIMRS2List	M	T	T	F	T
enablenearfarIndicationRS1	O	T	T	F	T
enablenearfarIndicationRS2	O	T	T	F	T

4.3.53.3 Attribute constraints

None.

4.3.53.4 Notifications

The subclause 4.5 of the <<IOC>> using this <<dataType>> as one of its attributes, shall be applicable.

4.3.54 RimRSReportConf <<dataType>>

4.3.54.1 Definition

This data type defines RIM-RS reporting configuration.

4.3.54.2 Attributes

Attribute name	S	isReadable	isWritable	isInvariant	isNotifyable
reportIndicator	M	T	T	F	T
reportInterval	M	T	T	F	T
nrofRIMRSReportInfo	M	T	T	F	T
maxPropagationDelay	O	T	T	F	T
rimRSReportInfoList	M	T	T	F	T

4.3.54.3 Attribute constraints

None.

4.3.54.4 Notifications

The subclause 4.5 of the <<IOC>> using this <<dataType>> as one of its attributes, shall be applicable.

4.3.55 RimRSReportInfo <<dataType>>

4.3.55.1 Definition

This data type defines necessary reporting information derived from the detected RIM-RS, including

- 1) The detected set ID;
- 2) Propagation delay in number of OFDM symbols
- 3) Functionality of the RS (RS-1 or RS-2, Enough or Not enough mitigation for RS-1).

NOTE:

RS-1 is equivalent to RIM-RS type 1 (see 38.211 [32], subclause 7.4.1.6).

RS-2 is equivalent to RIM-RS type 2 (see 38.211 [32], subclause 7.4.1.6).

Enough mitigation for RS-1 means "Enough" / "Not enough" indication functionality is enabled for RIM RS-1 and RIM-RS type 1 is used to indicate 'enough mitigation' functionality.

Not enough mitigation for RS-1 means "Enough" / "Not enough" indication functionality is enabled for RIM RS-1 and RIM-RS type 1 is used to indicate 'Not enough mitigation' functionality.

4.3.55.2 Attributes

Attribute name	S	isReadable	isWritable	isInvariant	isNotifyable
detectedSetID	M	T	T	F	T
propagationDelay	O	T	T	F	T
functionalityOfRIMRS	M	T	T	F	T

4.3.55.3 Attribute constraints

None.

4.3.55.4 Notifications

The subclause 4.5 of the <<IOC>> using this <<dataType>> as one of its attributes, shall be applicable.

4.3.56 RimRSSet

4.3.56.1 Definition

This IOC is used to represent aggressor or victim Set organized by OAM. The RIM RS Resource is assigned to each Set, which is identified by triple indices set of <Time domain index, Frequency domain index, and Sequence index >. The triple indices set can be derived by setId attribute (See subclause 7.4.1.6 in TS 38.211 [32]).

4.3.56.2 Attributes

The RimRSSet IOC includes attributes inherited from Top IOC (defined in TS 28.622[30]) and the following attributes:

Attribute name	S	isReadabl e	isWritabl e	isInvarian t	isNotifyabl e
setId	M	T	T	F	T
setType	M	T	T	F	T
Attribute related to role					
nRCellDURef	M	T	F	F	T

4.3.56.3 Attribute constraints

None.

4.3.56.4 Notifications

The common notifications defined in subclause 4.5 are valid for this IOC, without exceptions or additions.

4.3.57 DANRManagementFunction

4.3.57.1 Definition

This IOC contains attributes to support the D-SON function of ANR Management (See clause 6.4.1.3 in TS 28.313 [57]).

4.3.57.2 Attributes

The DANRManagementFunction IOC includes attributes inherited from Top IOC (defined in TS 28.622[30]) and the following attributes:

Attribute name	S	isReadable	isWritable	isInvariant	isNotifyable
intrasystemANRManagementSwitch	M	T	T	F	T
intersystemANRManagementSwitch	M	T	T	F	T

4.3.57.3 Attribute constraints

None.

4.3.57.4 Notifications

The common notifications defined in subclause 4.5 are valid for this IOC, without exceptions or additions.

4.3.58 DESManagementFunction

4.3.58.1 Definition

This IOC represents the management capabilities of Distributed SON Energy Saving (ES) functions (see clause 6.2.3.0 in TS 28.310 [71]). This is provided for Energy Saving purposes.

NOTE: in the case where multiple `DESManagementFunction` MOIs exist at different levels of the containment tree, the `DESManagementFunction` MOI at the lower level overrides the `DESManagementFunction` MOIs at higher level(s) of the same containment tree.

4.3.58.2 Attributes

The `DESManagementFunction` IOC includes attributes inherited from Top IOC (defined in TS 28.622[30]) and the following attributes:

Attribute name	S	isReadable	isWritable	isInvariant	isNotifiable
<code>desSwitch</code>	M	T	T	F	T
<code>intraRatesActivationOriginalCellLoadParameters</code>	CM	T	T	F	T
<code>intraRatesActivationCandidateCellsLoadParameters</code>	CM	T	T	F	T
<code>intraRatesDeactivationCandidateCellsLoadParameters</code>	CM	T	T	F	T
<code>esNotAllowedTimePeriod</code>	O	T	T	F	T
<code>interRatesActivationOriginalCellParameters</code>	CM	T	T	F	T
<code>interRatesActivationCandidateCellParameters</code>	CM	T	T	F	T
<code>interRatesDeactivationCandidateCellParameters</code>	CM	T	T	F	T
<code>energySavingState</code>	M	T	F	F	T
<code>isProbingCapable</code>	O	T	F	F	T

4.3.58.3 Attribute constraints

Name	Definition
<code>intraRatesActivationOriginalCellLoadParameters S</code>	The condition is " the cell acts as an original cell".
<code>intraRatesActivationCandidateCellsLoadParameters S</code>	The condition is " the cell acts as a candidate cell".
<code>intraRatesDeactivationCandidateCellsLoadParameters S</code>	The condition is " the cell acts as a candidate cell".
<code>interRatesActivationOriginalCellParameters CM S</code>	The condition is "The cell acts as an original cell".
<code>interRatesActivationCandidateCellParameters CM S</code>	The condition is "The cell acts as a candidate cell".
<code>interRatesDeactivationCandidateCellParameters CM S</code>	The condition is "The cell acts as a candidate cell".

4.3.58.4 Notification

The common notifications defined in clause 4.5 are valid for this IOC, without exceptions or additions.

4.3.59 DRACHOptimizationFunction

4.3.59.1 Definition

This IOC contains attributes to support the D-SON function of RACH optimization (See clause 7.1.1 in TS 28.313 [57]).

NOTE: in the case where multiple DRACHOptimizationFunction MOIs exist at different levels of the containment tree, the DRACHOptimizationFunction MOI at the lower level overrides the DRACHOptimizationFunction MOIs at higher level(s) of the same containment tree.

4.3.59.2 Attributes

The DRACHOptimizationFunction IOC includes attributes inherited from Top IOC (defined in TS 28.622[30]) and the following attributes:

Attribute name	S	isReadable	isWritable	isInvariant	isNotifyable
ueAccProbabilityDist	M	T	T	F	T
ueAccDelayProbabilityDist	M	T	T	F	T
drachOptimizationControl	M	T	T	F	T

4.3.59.3 Attribute constraints

None.

4.3.59.4 Notifications

The common notifications defined in subclause 4.5 are valid for this IOC, without exceptions or additions.

4.3.60 DMROFunction

4.3.60.1 Definition

This IOC contains attributes to support the D-SON function of MRO (See clause 7.1.2 in TS 28.313 [57]).

NOTE In the case where multiple DMROFunction MOIs exist at different levels of the containment tree, the DMROFunction MOI at the lower level overrides the DMROFunction MOIs at higher level(s) of the same containment tree.

4.3.60.2 Attributes

The DMROFunction IOC includes attributes inherited from Top IOC (defined in TS 28.622[30]) and the following attributes:

Attribute name	S	isReadable	isWritable	isInvariant	isNotifyable
dmroControl	M	T	T	F	T
maximumDeviationHoTriggerLow	M	T	T	F	T
maximumDeviationHoTriggerHigh	M	T	T	F	T
minimumTimeBetweenHoTriggerChange	M	T	T	F	T
tstoreUEcntxt	M	T	T	F	T

4.3.60.3 Attribute constraints

None.

4.3.60.4 Notifications

The common notifications defined in subclause 4.5 are valid for this IOC, without exceptions or additions

4.3.61 DPCIConfigurationFunction

4.3.61.1 Definition

This IOC contains attributes to support the Distributed SON function of PCI configuration (See clause 7.1.3 in TS 28.313 [57]).

NOTE: in the case where multiple DPCIConfigurationFunction MOIs exist at different levels of the containment tree, the DPCIConfigurationFunction MOI at the lower level overrides the DPCIConfigurationFunction MOIs at higher level(s) of the same containment tree.

4.3.61.2 Attributes

The DPCIConfigControlFunction IOC includes attributes inherited from Top IOC (defined in TS 28.622[30]) and the following attributes:

Attribute name	S	isReadable	isWritable	isInvariant	isNotifyable
dPciConfigurationControl	M	T	T	F	T
nRPciList	M	T	T	F	T

4.3.61.3 Attribute constraints

None.

4.3.61.4 Notifications

The common notifications defined in subclause 4.5 are valid for this IOC, without exceptions or additions.

4.3.62 CPCIConfigurationFunction

4.3.62.1 Definition

This IOC contains attributes to support the Centralized SON function of PCI configuration (see clause 7.2.1 in TS 28.313 [57]).

NOTE: In the case where multiple CPCIConfigurationFunction MOIs exist at different levels of the containment tree, the CPCIConfigurationFunction MOI at the lower level overrides the CPCIConfigurationFunction MOIs at higher level(s) of the same containment tree.

4.3.62.2 Attributes

The CPCIConfigurationFunction IOC includes attributes inherited from Top IOC (defined in TS 28.622[30]) and the following attributes:

Attribute name	S	isReadable	isWritable	isInvariant	isNotifyable
cPciConfigurationControl	M	T	T	F	T
cSonPciList	M	T	T	F	T

4.3.62.3 Attribute constraints

None.

4.3.62.4 Notifications

The common notifications defined in subclause 4.5 are valid for this IOC, without exceptions or additions

4.3.63 CESManagementFunction

4.3.63.1 Definition

This IOC represents the management capabilities of Centralized SON Energy Saving (ES) functions. (see clause 6.2.2 of TS 28.310 [71]) This is provided for Energy Saving purposes.

NOTE: in the case where multiple CESManagementFunction MOIs exist at different levels of the containment tree, the CESManagementFunction MOI at the lower level overrides the CESManagementFunction MOIs at higher level(s) of the same containment tree.

4.3.63.2 Attributes

The CESManagementFunction IOC includes attributes inherited from Top IOC (defined in TS 28.622[30]) and the following attributes:

Attribute name	S	isReadable	isWritable	isInvariant	isNotifyable
cesSwitch	M	T	T	F	T
energySavingControl	M	T	T	F	T
energySavingState	M	T	T	F	T
intraRatEsActivationOriginalCellLoadParameters	CM	T	T	F	T
intraRatEsActivationCandidateCellsLoadParameters	CM	T	T	F	T
intraRatEsDeactivationCandidateCellsLoadParameters	CM	T	T	F	T
esNotAllowedTimePeriod	O	T	T	F	T
interRatEsActivationOriginalCellParameters	CM	T	T	F	T
interRatEsActivationCandidateCellParameters	CM	T	T	F	T
interRatEsDeactivationCandidateCellParameters	CM	T	T	F	T

4.3.63.3 Attribute constraints

Name	Definition
intraRatEsActivationOriginalCellLoadParameters S	The condition is "Intra-RAT domain centralized SON energy saving is supported AND the cell acts as an original cell".
intraRatEsActivationCandidateCellsLoadParameters S	The condition is "Intra-RAT domain centralized SON energy saving is supported AND the cell acts as a candidate cell".
intraRatEsDeactivationCandidateCellsLoadParameters S	The condition is "Intra-RAT domain centralized SON energy saving is supported AND the cell acts as a candidate cell".
interRatEsActivationOriginalCellParameters CM S	The condition is "The cell acts as an original cell" AND inter-RAT domain centralized SON energy saving is supported.
interRatEsActivationCandidateCellParameters CM S	The condition is "The cell acts as a candidate cell" AND inter-RAT domain centralized SON energy saving is supported.
interRatEsDeactivationCandidateCellParameters CM S	The condition is "The cell acts as a candidate cell" AND inter-RAT domain centralized SON energy saving is supported.

4.3.63.4 Notification

The common notifications defined in clause 4.5 are valid for this IOC, without exceptions or additions.

4.3.64 AddressWithVlan <<dataType>>

4.3.64.1 Definition

This data type represents the address including IP address and VLAN Id (e.g. localAddress of EP_NgC) used for initialization of the underlying transport.

4.3.64.2 Attributes

Attribute name	S	isReadable	isWritable	isInvariant	isNotifyable
iPAddress	O	T	T	F	T
vLANId	O	T	T	F	T

4.3.64.3 Attribute constraints

None

4.3.64.4 Notifications

The subclause 4.5 of the <<IOC>> using this <<dataType>> as one of its attributes, shall be applicable.

4.3.65 TceIDMappingInfo <<dataType>>

4.3.65.1 Definition

This data type represents the properties describing the mapping relationship between TCE ID, PLMN where TCE resides and IP address of TCE.

4.3.65.2 Attributes

Attribute name	S	isReadable	isWritable	isInvariant	isNotifyable
tceIPAddress	M	T	T	F	T
tceID	M	T	T	F	T
pLMNTarget	M	T	T	F	T

4.3.65.3 Attribute constraints

None.

4.3.65.4 Notifications

The subclause 4.5 of the <<IOC>> using this <<dataType>> as one of its attributes, shall be applicable.

4.3.66 NPNIdentity <<dataType>>

4.3.66.1 Definition

This <<dataType>> represents the NPN supported by the <<IOC>> using this <<dataType>> as one of its attributes in case of the cell is a NPN-only cell.

4.3.66.2 Attributes

Attribute name	S	isReadable	isWritable	isInvariant	isNotifiable
plmnId	M	T	T	F	T
cAGIdList	CM	T	T	F	T
nIDList	CM	T	T	F	T

NOTE: It is an ASN.1 CHOICE for a NPN-only cell to populate cAGIdList or nIDList, see TS 38.331 [54].

4.3.66.3 Attribute constraints

Name	Definition
cAGIdList S	Condition: The cell is a NPN-only cell (see TS 38.331 [54]) in case of PNI-NPN.
nIDList S	Condition: The cell is a NPN-only cell (see TS 38.331 [54]) in case of SNPN.

4.3.66.4 Notifications

The subclause 4.5 of the <<IOC>> using this <<dataType>> as one of its attributes, shall be applicable.

4.3.67 OperatorDU

4.3.67.1 Definition

This IOC contains attributes to support operator specific gNB-DU level information to support the NG-RAN Multi-Operator Core Network (NG-RAN MOCN) network sharing with multiple Cell Identity broadcast feature. An instance of OperatorDU <<IOC>> should be created and configured for each POP. When configured the attributes override those in parent GNBFunction instance.

The OperatorDU <<IOC>> is only used to support NG-RAN MOCN with multiple cell identity broadcast feature. If NG-RAN MOCN with multiple cell identity broadcast feature is not supported, is not used.

The following table identifies the necessary end points required for the representation of shared gNB and shared en-gNB, of all deployment scenarios.

Role	Req	End point requirement for 3-split deployment scenario	End point requirement for 2-split deployment scenario	End point requirement for Non-split deployment scenario

Shared gNB	<<IOC>>EP_F1C, <<IOC>>EP_F1U	<<IOC>>EP_F1C, <<IOC>>EP_F1U	None.
Shared en-gNB	<<IOC>>EP_F1C, <<IOC>>EP_F1U	<<IOC>>EP_F1C, <<IOC>>EP_F1U	None.

For scenarios with an F1 interface supporting multiple PLMN broadcast, the values of the EP_F1C and EP_F1U attributes contained by different OperatorDU of the same GNBFunction should be same.

4.3.67.2 Attributes

The OperatorDU IOC includes attributes inherited from Top IOC (defined in TS 28.622[30]) and the following attributes:

Attribute name	S	isReadable	isWritable	isInvariant	isNotifyable
gNBId	M	T	T	F	T
gNBIdLength	M	T	T	F	T

4.3.67.3 Attribute Constraints

None

4.3.67.4 Notifications

The common notifications defined in clause 5.5 are valid for this IOC, without exceptions or additions.

4.3.68 NROperatorCellDU

4.3.68.1 Definition

The NROperatorCellDU <<IOC>> contains attributes to support operator specific cell level information (including cellLocalId, pLMNInfoList, nRTAC) to support NG-RAN Multi-Operator Core Network (NG-RAN MOCN) network sharing with multiple Cell Identity broadcast feature. An instance of NROperatorCellDU <<IOC>> should be created and configured for each POP. When configured the attributes override those in the associated NRCellDU instance.

The NROperatorCellDU <<IOC>> is only used to support NG-RAN MOCN with multiple cell identity broadcast feature. If the NG-RAN MOCN with multiple cell identity broadcast feature is not supported, this IOC is not used.

4.3.68.2 Attributes

The NROperatorCellDU IOC includes attributes inherited from Top IOC (defined in TS 28.622[30]) and the following attributes:

Attribute name	S	isReadable	isWritable	isInvariant	isNotifyable
cellLocalId	M	T	T	F	T
administrativeState	M	T	T	F	T
pLMNInfoList	M	T	T	F	T
nRTAC	CM	T	T	F	T
Attribute related to role					
nRCellDURef	M	T	T	F	T

4.3.68.3 Attribute Constraints

None

4.3.68.4 Notifications

The common notifications defined in clause 5.5 are valid for this IOC, without exceptions or additions.

4.3.69 DLBOFunction

4.3.69.1 Definition

This IOC contains attributes to support the D-SON function of LBO (See TS 28.313 [57]).

NOTE In the case where multiple DLBOFunction MOIs exist at different levels of the containment tree, the DLBOFunction MOI at the lower level overrides the DLBOFunction MOIs at higher level(s) of the same containment tree.

4.3.69.2 Attributes

The DLBOFunction IOC includes attributes inherited from Top IOC (defined in TS 28.622[30]) and the following attributes:

Attribute name	S	isReadable	isWritable	isInvariant	isNotifyable
dlboControl	M	T	T	F	T
maximumDeviationHoTriggerLow	M	T	T	F	T
maximumDeviationHoTriggerHigh	M	T	T	F	T
minimumTimeBetweenHoTriggerChange	M	T	T	F	T

4.3.69.3 Attribute constraints

None.

4.3.69.4 Notifications

The common notifications defined in subclause 4.5 are valid for this IOC, without exceptions or additions

4.3.70 CCOFunction

4.3.70.1 Definition

This IOC contains attributes to support the C-SON function of Capacity and Coverage optimization (See clause 7.2.3 in TS 28.313 [57]).

NOTE: in the case where multiple CCOFunction MOIs exist at different levels of the containment tree, the CCOFunction MOI at the lower level overrides the CCOFunction MOIs at higher level(s) of the same containment tree.

4.3.70.2 Attributes

The CCOFunction IOC includes attributes inherited from Top IOC (defined in TS 28.622[30]) and the following attributes:

Attribute Name	S	isReadable	isWritable	isInvariant	isNotifyable
cCOControl	M	T	T	F	T

4.3.70.3 Attribute constraints

None.

4.3.70.4 Notifications

The common notifications defined in sub clause 4.5 are valid for this IOC, without exceptions or additions.

4.3.71 CCOWeakCoverageParameters

4.3.71.1 Definition

This IOC represents the properties of CCOWeakCoverageParameters. CCOWeakCoverageParameters is one realization of abstract *CCOParameters* IOC.

4.3.71.2 Attributes

The IOC includes attributes inherited from *CCOParameters* IOC

4.3.71.3 Attribute constraints

None.

4.3.71.4 Notifications

The common notifications defined in sub clause 4.5 are valid for this IOC, without exceptions or additions.

4.3.72 CCOPilotPollutionParameters

4.3.72.1 Definition

This IOC represents the properties of CCOPilotPollutionParameters. CCOPilotPollutionParameters is one realization of abstract *CCOParameters* IOC.

4.3.72.2 Attributes

The IOC includes attributes inherited from *CCOParameters* IOC.

4.3.72.3 Attribute constraints

None.

4.3.72.4 Notifications

The common notifications defined in sub clause 4.5 are valid for this IOC, without exceptions or additions.

4.3.73 CCOvershootCoverageParameters

4.3.73.1 Definition

This IOC represents the properties of CCOvershootCoverageParameters. CCOvershootCoverageParameters is one realization of abstract *CCOParameters* IOC.

4.3.73.2 Attributes

The CCOFunction IOC includes attributes inherited from *CCOParameters* IOC .

4.3.73.3 Attribute constraints

None.

4.3.73.4 Notifications

The common notifications defined in sub clause 4.5 are valid for this IOC, without exceptions or additions.

4.3.74 *CCOParameters*

4.3.74.1 Definition

This IOC represents the properties of an abstract *CCOParameters*. The *CCOParameters* IOC needs to be subclassed to be instantiated.

The *CCOWeakCoverageParameters* IOC, *CCOPilotPollutionParameters* IOC, *CCOOvershootCoverageParameters* IOC is the realization of a *CCOParameters* IOC, see the inheritance in Figure 4.2.1.2-x.

4.3.74.2 Attributes

The *CCOParameters* IOC includes attributes inherited from Top IOC (defined in TS 28.622[30]) and the following attributes:

Attribute Name	S	isReadable	isWritable	isInvariant	isNotifyable
downlinkTransmitPowerRange	O	T	T	F	T
antennaTiltRange	O	T	T	F	T
antennaAzimuthRange	O	T	T	F	T
digitalTiltRange	O	T	T	F	T
digitalAzimuthRange	O	T	T	F	T
coverageShapeList	O	T	T	F	T

4.3.74.3 Attribute constraints

None.

4.3.74.4 Notifications

The subclause 4.5 of the <<IOC>> using this <<dataType>> as one of its attributes, shall be applicable.

4.3.75 ParameterRange <<dataType>>

4.3.75.1 Definition

This data type represents the adjustment range for parameters.

4.3.75.2 Attributes

The data type includes the following attributes:

Attribute Name	S	isReadable	isWritable	isInvariant	isNotifyable
maxValue	M	T	T	F	T

minValue	M	T	T	F	T
----------	---	---	---	---	---

4.3.75.3 Attribute constraints

None.

4.3.75.4 Notifications

The subclause 4.5 of the <<IOC>> using this <<dataType>> as one of its attributes, shall be applicable.

4.3.76 LoadTimeThreshold <<dataType>>

4.3.76.1 Definition

This data type represents the traffic load threshold and the time duration.

4.3.76.2 Attributes

Attribute name	S	isReadable	isWritable	isInvariant	isNotifyable
loadThreshold	O	T	T	F	T
timeDuration	O	T	T	F	T

4.3.76.3 Attribute constraints

None

4.3.76.4 Notifications

The subclause 4.5 of the <<IOC>> using this <<dataType>> as one of its attributes, shall be applicable.

4.3.77 EsNotAllowedTimePeriod <<dataType>>

4.3.77.1 Definition

This data type represents a time period during which inter-RAT energy saving is not allowed. Time period is valid on the specified day and time of every week.

4.3.77.2 Attributes

Attribute name	S	isReadable	isWritable	isInvariant	isNotifyable
startTime	O	T	T	F	T
endTime	O	T	T	F	T
daysOfWeek	O	T	T	F	T

4.3.77.3 Attribute constraints

None

4.3.77.4 Notifications

The subclause 4.5 of the <<IOC>> using this <<dataType>> as one of its attributes, shall be applicable.

4.3.78 UeAccDelayProbability <<dataType>>

4.3.78.1 Definition

This data type represents the target Access Delay probability (AD_P) for the RACH optimization function.

4.3.78.2 Attributes

Attribute name	S	isReadable	isWritable	isInvariant	isNotifiable
targetProbability	O	T	T	F	T
accessDelay	O	T	T	F	T

4.3.78.3 Attribute constraints

None

4.3.78.4 Notifications

The subclause 4.5 of the <<IOC>> using this <<dataType>> as one of its attributes, shall be applicable.

4.3.79 UeAccProbability <<dataType>>

4.3.79.1 Definition

This data type represents the target Access Probability (AP_n) for the RACH optimization function.

4.3.79.2 Attributes

Attribute name	S	isReadable	isWritable	isInvariant	isNotifiable
targetProbability	O	T	T	F	T
numberOfPreamblesSent	O	T	T	F	T

4.3.79.3 Attribute constraints

None

4.3.79.4 Notifications

The subclause 4.5 of the <<IOC>> using this <<dataType>> as one of its attributes, shall be applicable.

4.3.80 NRNetwork

4.3.80.1 Definition

This IOC represents only NR frequencies and external entities (e.g. ExternalGNBCUCPFunction). This is used to differentiate these frequencies and external entities from those in EUTRAN.

4.3.80.2 Attributes

The NRNetwork IOC includes the attributes inherited from Top IOC (defined in TS 28.622 [30]). It contains no additional attributes.

4.3.80.3 Attribute constraints

None.

4.3.80.4 Notifications

The common notifications defined in clause 4.5 are valid for this IOC, without exceptions or additions.

4.3.81 EUltraNetwork

4.3.81.1 Definition

This IOC represents only LTE frequencies and external entities and frequencies. This is used to differentiate these frequencies and external entities from those in NR.

4.3.81.2 Attributes

The `EUltraNetwork` includes the attributes inherited from `Top` IOC (defined in TS 28.622 [30]). It contains no additional attributes.

4.3.81.3 Attribute constraints

None.

4.3.81.4 Notifications

The common notifications defined in clause 4.5 are valid for this IOC, without exceptions or additions.

4.4 Attribute definitions

4.4.1 Attribute properties

Attribute Name	Documentation and Allowed Values	Properties
NRCellDU.administrativeState	<p>It indicates the administrative state of the NRCellDU. It describes the permission to use or prohibition against using the cell, imposed through the OAM services.</p> <p>allowedValues: LOCKED, SHUTTING DOWN, UNLOCKED. The meaning of these values is as defined in ITU-T Recommendation X.731 [18].</p> <p>See Annex A for Relation between the "Pre-operation state of the gNB-DU Cell" and administrative state relevant in case of 2-split and 3-split deployment scenarios.</p>	<p>type: ENUM multiplicity: 1 isOrdered: N/A isUnique: N/A defaultValue: LOCKED isNullable: False</p>
operationalState	<p>It indicates the operational state of the NRCellDU instance. It describes whether the resource is installed and partially or fully operable (Enabled) or the resource is not installed or not operable (Disabled).</p> <p>allowedValues: ENABLED, DISABLED.</p>	<p>type: ENUM multiplicity: 1 isOrdered: N/A isUnique: N/A defaultValue: None isNullable: False</p>
cellState	<p>It indicates the usage state of the NRCellDU instance. It describes whether the cell is not currently in use (Idle), or currently in use but not configured to carry traffic (Inactive) or is currently in use and is configured to carry traffic (Active).</p> <p>The Inactive and Active definitions are in accordance with TS 38.401 [4]: "Inactive: the cell is known by both the gNB-DU and the gNB-CU. The cell shall not serve UEs; Active: the cell is known by both the gNB-DU and the gNB-CU. The cell should be able to serve UEs."</p> <p>allowedValues: IDLE, INACTIVE, ACTIVE.</p>	<p>type: ENUM multiplicity: 1 isOrdered: N/A isUnique: N/A defaultValue: None isNullable: False</p>
arfcnDL	<p>NR Absolute Radio Frequency Channel Number (NR-ARFCN) for downlink</p> <p>allowedValues: See TS 38.104 [12] subclause 5.4.2. Note that allowed values of NR-ARFCN are specified for each band in subclause 5.4.2.3.</p>	<p>type: Integer multiplicity: 1 isOrdered: N/A isUnique: N/A defaultValue: None isNullable: False</p>
arfcnUL	<p>NR Absolute Radio Frequency Channel Number (NR-ARFCN) for uplink</p> <p>allowedValues: See TS 38.104 [12] subclause 5.4.2. Note that allowed values of NR-ARFCN are specified for each band in subclause 5.4.2.3.</p>	<p>type: Integer multiplicity: 1 isOrdered: N/A isUnique: N/A defaultValue: None isNullable: False</p>
arfcnSUL	<p>NR Absolute Radio Frequency Channel Number (NR-ARFCN) for supplementary uplink</p> <p>allowedValues: See TS 38.104 [12] subclause 5.4.2. Note that allowed values of NR-ARFCN are specified for each band in subclause 5.4.2.3.</p>	<p>type: Integer multiplicity: 1 isOrdered: N/A isUnique: N/A defaultValue: None isNullable: False</p>
beamAzimuth	<p>The azimuth of a beam transmission, which means the horizontal beamforming pointing angle (beam peak direction) in the (Phi) ϕ-axis in 1/10th degree resolution. See subclauses 3.2 in TS 38.104 [12] and 7.3 in TS 38.901 [53] as well as TS 28.662 [11]. The pointing angle is the direction equal to the geometric centre of the half-power contour of the beam relative to the reference plane. Zero degree implies explicit antenna bearing (boresight). Positive angle implies clockwise from the antenna bearing.</p> <p>allowedValues: [-1800 ..1800] 0.1 degree</p>	<p>type: Integer multiplicity: 0..1 isOrdered: N/A isUnique: N/A defaultValue: Null isNullable: False</p>

beamHorizWidth	The Horizontal beamWidth of a beam transmission, which means the horizontal beamforming half-power (3dB down) beamwidth in the (Phi) ϕ -axis in 1/10 th degree resolution. See subclauses 3.2 in TS 38.104 [12] and 7.3 in TS 38.901 [53]. allowedValues: [0..3599] 0.1 degree	type: Integer multiplicity: 0..1 isOrdered: N/A isUnique: N/A defaultValue: Null isNullable: False
beamIndex	Index of the beam. For example, please see subclause 6.3.2 of TS 38.331 [54] where the ssb-Index in the rsIndexResults element of MeasResultNR is defined.	type: Integer multiplicity: 0..1 isOrdered: N/A isUnique: N/A defaultValue: Null isNullable: False
beamTilt	The tilt of a beam transmission, which means the vertical beamforming pointing angle (beam peak direction) in the (Theta) θ -axis in 1/10 th degree resolution. See subclauses 3.2 in TS 38.104 [12] and 7.3 in TS 38.901 [53] as well as TS 28.662 [11]. The pointing angle is the direction equal to the geometric centre of the half-power contour of the beam relative to the reference plane. Positive value implies downtilt. allowedValues: [-900..900] 0.1 degree	type: Integer multiplicity: 0..1 isOrdered: N/A isUnique: N/A defaultValue: Null isNullable: False
beamType	The type of the beam. allowedValues: "SSB-BEAM"	type: ENUM multiplicity: 0..1 isOrdered: N/A isUnique: N/A defaultValue: Null isNullable: False
beamVertWidth	The Vertical beamWidth of a beam transmission, which means the vertical beamforming half-power (3dB down) beamwidth in the (Theta) θ -axis in 1/10 th degree resolution. See subclauses 3.2 in TS 38.104 [12] and 7.3 in TS 38.901 [53]. allowedValues: [0..1800] 0.1 degree	type: Integer multiplicity: 0..1 isOrdered: N/A isUnique: N/A defaultValue: Null isNullable: False
bSChannelBwDL	BS Channel BW in MHz. for downlink allowedValues: See BS Channel BW in TS 38.104 [12], subclause 5.3.	type: Integer multiplicity: 1 isOrdered: N/A isUnique: N/A defaultValue: None isNullable: False
bSChannelBwUL	BS Channel BW in MHz. for uplink allowedValues: See BS Channel BW in TS 38.104 [12], subclause 5.3.	type: Integer multiplicity: 1 isOrdered: N/A isUnique: N/A defaultValue: None isNullable: False
bSChannelBwSUL	BS Channel BW in MHz. for supplementary uplink allowedValues: See BS Channel BW in TS 38.104 [12], subclause 5.3.	type: Integer multiplicity: 1 isOrdered: N/A isUnique: N/A defaultValue: None isNullable: False
configuredMaxTxPower	This is the maximum transmission power in milliwatts (mW) at the antenna port for all downlink channels, used simultaneously in a cell, added together. allowedValues: N/A	type: Integer multiplicity: 1 isOrdered: N/A isUnique: N/A defaultValue: None isNullable: False

configuredMaxTxEIRP	This is the maximum emitted isotropic radiated power (EIRP) in dBm for all downlink channels, used simultaneously in a cell, added together [12]. allowedValues: N/A	type: Integer multiplicity: 1 isOrdered: N/A isUnique: N/A defaultValue: None isNullable: False
coverageShape	Identifies the sector carrier coverage shape described by the envelope of the contained SSB beams. The coverage shape is implementation dependent. allowedValues: 0 : 65535	type: Integer multiplicity: 1 isOrdered: N/A isUnique: N/A defaultValue: None isNullable: False
digitalTilt	Digitally-controlled tilt through beamforming. It represents the vertical pointing direction of the antenna relative to the antenna bore sight, representing the total non-mechanical vertical tilt of the selected coverageShape. Positive value gives downwards tilt and negative value gives upwards tilt. allowedValues: [-900..900] 0.1 degree	type: Integer multiplicity: 1 isOrdered: N/A isUnique: N/A defaultValue: None isNullable: False
digitalAzimuth	Digitally-controlled azimuth through beamforming. It represents the horizontal pointing direction of the antenna relative to the antenna bore sight, representing the total non-mechanical horizontal pan of the selected coverageShape. Positive value gives azimuth to the right and negative value gives an azimuth to the left. allowedValues: [-1800 ..1800] 0.1 degree	type: Integer multiplicity: 1 isOrdered: N/A isUnique: N/A defaultValue: None isNullable: False
cyclicPrefix	Cyclic prefix as defined in TS 38.211 [32], subclause 4.2. allowedValues: NORMAL, EXTENDED.	type: ENUM multiplicity: 1 isOrdered: N/A isUnique: N/A defaultValue: None isNullable: False
localAddress	This parameter specifies the localAddress used for initialization of the underlying transport. The AddressWithVlan <dataType> is defined in clause 4.3.64.	type: AddressWithVlan multiplicity: 1 isOrdered: N/A isUnique: N/A defaultValue: None isNullable: False
AddressWithVlan.iPAddress	This parameter specifies the IP address used for initialization of the underlying transport. IP address can be an IPv4 address (See RFC 791 [37]) or an IPv6 address (See RFC 2373 [38]).	type: String multiplicity: 1 isOrdered: N/A isUnique: N/A defaultValue: None isNullable: False
AddressWithVlan.vlanId	This parameter specifies the local VLAN Id (See IEEE 802.1Q [39]) used for initialization of the underlying transport.	type: String multiplicity: 1 isOrdered: N/A isUnique: N/A defaultValue: None isNullable: False
remoteAddress	Remote address including IP address used for initialization of the underlying transport. IP address can be an IPv4 address (See RFC 791 [37]) or an IPv6 address (See RFC 2373 [38]).	type: String multiplicity: 1 isOrdered: N/A isUnique: N/A defaultValue: None isNullable: False

gNBId	<p>It identifies a gNB within a PLMN. The gNB ID is part of the NR Cell Identifier (NCI) of the gNB cells. See "gNB Identifier (gNB ID)" of subclause 8.2 of TS 38.300 [3]. See "Global gNB ID" in subclause 9.3.1.6 of TS 38.413 [5].</p> <p>allowedValues: 0 .. 4294967295</p>	<p>type: Integer multiplicity: 1 isOrdered: N/A isUnique: N/A defaultValue: None isNullable: False</p>
gNBIdLength	<p>This indicates the number of bits for encoding the gNB ID. See "Global gNB ID" in subclause 9.3.1.6 of TS 38.413 [5].</p> <p>allowedValues: 22 .. 32.</p>	<p>type: Integer multiplicity: 1 isOrdered: N/A isUnique: N/A defaultValue: None isNullable: False</p>
gNBDUId	<p>It uniquely identifies the DU at least within a gNB-CU. See 'gNB-DU ID' in subclause 9.3.1.9 of 3GPP TS 38.473 [8].</p> <p>allowedValues: 0..2³⁶-1</p>	<p>type: Integer multiplicity: 1 isOrdered: N/A isUnique: N/A defaultValue: None isNullable: False</p>
gNBCUUPId	<p>It uniquely identifies the gNB-CU-UP at least within a gNB-CU-CP. See 'gNB-CU-UP ID' in subclause 9.3.1.15 of 3GPP TS 38.463 [48].</p> <p>allowedValues: 0..2³⁶-1</p>	<p>type: Integer multiplicity: 1 isOrdered: N/A isUnique: N/A defaultValue: None isNullable: False</p>
gNBCUName	<p>It identifies the Central Entity of a NR node, see subclause 9.2.1.4 of 3GPP TS 38.473 [8].</p> <p>allowedValues: Not applicable</p>	<p>type: String multiplicity: 1 isOrdered: N/A isUnique: N/A defaultValue: None isNullable: False</p>
gNBDUName	<p>It identifies the Distributed Entity of a NR node, see subclause 9.2.1.5 of 3GPP TS 38.473 [8].</p> <p>allowedValues: Not applicable</p>	<p>type: String multiplicity: 1 isOrdered: N/A isUnique: N/A defaultValue: None isNullable: False</p>
cellLocalId	<p>It identifies a NR cell of a gNB.</p> <p>It, together with the gNB Identifier (using gNBId of the parent GNBCUCPFunction or GNBDUFunction or OperatorDU (for MOCN network sharing scenario) or ExternalCUCPFunction), identifies a NR cell within a PLMN. This is the NR Cell Identity (NCI). See subclause 8.2 of TS 38.300 [3].</p> <p>The NCI can be constructed by encoding the gNB Identifier using gNBId (of the parent GNBCUCPFunction or GNBDUFunction or OperatorDU (for MOCN network sharing scenario) or ExternalCUCPFunction) and cellLocalId where the gNB Identifier field is of length specified by gNBIdLength (of the parent GNBCUCPFunction or GNBDUFunction or ExternalCUCPFunction). See "Global gNB ID" in subclause 9.3.1.6 of TS 38.413 [5].</p> <p>The NR Cell Global identifier (NCGI) is constructed from the PLMN identity the cell belongs to and the NR Cell Identifier (NCI) of the cell. See relation between NCI and NCGI subclause 8.2 of TS 38.300 [3].</p> <p>allowedValues: Not applicable</p>	<p>type: Integer multiplicity: 1 isOrdered: N/A isUnique: N/A defaultValue: None isNullable: False</p>

cAGIdList	It identifies a CAG list containing up to 12 CAG-identifiers per PLMN Identity, see TS 38.331 [54]. CAG is used for the PNI-NPNs to prevent UE(s), which are not allowed to access the NPN via the associated cell(s), from automatically selecting and accessing the associated CAG cell(s). CAG ID is used to combine with PLMN ID to identify a PNI-NPN. allowedValues: BIT STRING (SIZE (32)).	type: String multiplicity: 1..12 isOrdered: False isUnique: True defaultValue: None isNullable: False
nIDList	It identifies a list of NIDs containing up to 12 NIDs per PLMN Identity, see TS 38.331 [54]. NID is used to combine with PLMN ID to identify an SNPN. allowedValues: BIT STRING (SIZE (44)).	type: String multiplicity: 1..12 isOrdered: False isUnique: True defaultValue: None isNullable: False
nRPCI	This holds the Physical Cell Identity (PCI) of the NR cell. allowedValues: See 3GPP TS 36.211 subclause 6.11 for legal values of pci.	type: Integer multiplicity: 1 isOrdered: N/A isUnique: N/A defaultValue: None isNullable: False
nRTAC	This holds the identity of the common Tracking Area Code for the PLMNs. allowedValues: a) It is the TAC or Extended-TAC. b) A cell can only broadcast one TAC or Extended-TAC. See TS 36.300, subclause 10.1.7 (PLMNID and TAC relation). c) TAC is defined in subclause 19.4.2.3 of 3GPP TS 23.003 [13] and Extended-TAC is defined in subclause 9.3.1.29 of 3GPP TS 38.473 [8]. d) For a 5G SA (Stand Alone), it has a non-null value.	type: String multiplicity: 0..1 isOrdered: N/A isUnique: N/A defaultValue: NULL isNullable: False
GNBCUCPFunctio n.pLMNid	It specifies the PLMN identifier to be used as part of the global RAN node identity. allowedValues: Not applicable.	Type: PLMNid multiplicity: 1 isOrdered: N/A isUnique: N/A defaultValue: None isNullable: False
GNBCUUPFunctio n.pLMNidList	This is a list of PLMN identifiers. It defines from which set of PLMNs an UE must have as its serving PLMN to be allowed to use the GNB-CU-UP. allowedValues: Not applicable.	type: PLMNid multiplicity: 1..12 isOrdered: False isUnique: True defaultValue: None isNullable: False
NRCellCU.pLMNI nfoList	It defines which PLMNs that can be served by the NR cell, and which S-NSSAIs can be supported by the NR cell for corresponding PLMN in case of network slicing feature is supported. The pLMNid of the first entry of the list is the PLMNid used to construct the nCGI for the NR cell. allowedValues: Not applicable.	type: PLMNInfo multiplicity: 1..* isOrdered: True isUnique: True defaultValue: None isNullable: False
NRCellDU.pLMNI nfoList	It defines which PLMNs that can be served by the NR cell, and which S-NSSAIs can be supported by the NR cell for corresponding PLMN in case of network slicing feature is supported. The pLMNid of the first entry of the list is the PLMNid used to construct the nCGI for the NR cell. allowedValues: Not applicable.	type: PLMNInfo multiplicity: 1..* isOrdered: True isUnique: True defaultValue: None isNullable: False

nPNIdentityList	It defines which NPNs that can be served by the NR cell, and which CAG IDs or NIDs can be supported by the NR cell for corresponding PNI-NPN or SNPN in case of the cell is NPN-only cell. (nPNIdentity referring to TS 38.331 [54]) allowedValues: Not applicable.	type: NPNIdentity multiplicity: 1..* isOrdered: True isUnique: True defaultValue: None isNullable: False
ExternalNRCellCU.pLMNIdList	It defines which PLMNs that are assumed to be served by the NR Cell in another gNB-CU-CP. This list is either updated by the managed element itself (e.g. due to ANR, signalling over Xn etc) or by consumer over the standard interface. allowedValues: Not applicable.	Type: PLMNId multiplicity: 1..12 isOrdered: False isUnique: True defaultValue: None isNullable: False
rRMPolicyMemberList	It represents the list of RRMPolicyMember (s) that the managed object is supporting. A RRMPolicyMember <<dataType>> include the PLMNId <<dataType>> and S-NSSAI <<dataType>>. allowedValues: N/A	type: RRMPolicyMember multiplicity: 1..* isOrdered: False isUnique: True defaultValue: None isNullable: False
resourceType	The resource type of interest for an RRM Policy. allowedValues: PRB, PRB UL, PRB DL (for NRCellIDU, GNBDUFunction) RRC_CONNECTED_USERS (for NRCellCU, GNBCUCPFunction) DRB (for GNBCUUPFunction) See NOTE 2 and NOTE 4	type: ENUM multiplicity: 1 isOrdered: N/A isUnique: N/A defaultValue: None isNullable: False
sNSSAIList	It represents the list of S-NSSAI the managed object is supporting. The S-NSSAI is defined in 3GPP TS 23.003 [13]. allowedValues: See 3GPP TS 23.003 [13]	type: S-NSSAI multiplicity: * isOrdered: False isUnique: True defaultValue: None isNullable: False
sST	This attribute specifies the Slice/Service type (SST) of the network slice. allowedValues: N/A See clause 5.15.2 of 3GPP TS 23.501 [2].	type: Integer multiplicity: 1 isOrdered: N/A isUnique: N/A defaultValue: None isNullable: False
sD	This attribute specifies the Slice Differentiator (SD), which is optional information that complements the slice/service type(s) to differentiate amongst multiple Network Slices. Pattern: '[A-Fa-f0-9]{6}\$' See clause 5.15.2 of 3GPP TS 23.501 [2]. allowedValues: N/A	type: String multiplicity: 1 isOrdered: N/A isUnique: N/A defaultValue: None isNullable: False

rRMPolicyMaxRatio	<p>This attribute specifies the maximum percentage of radio resources that can be used by the associated rRMPolicyMemberList. The maximum percentage of radio resources include at least one of the shared resources, prioritized resources and dedicated resources.</p> <p>The sum of the 'rRMPolicyMaxRatio' values assigned to all RRMPolicyRatio(s) name-contained by same ManagedEntity can be greater than 100.</p> <p>allowedValues: 0 : 100</p>	<p>type: Integer multiplicity: 1 isOrdered: N/A isUnique: N/A defaultValue: 100 isNullable: False</p>
rRMPolicyMinRatio	<p>This attribute specifies the minimum percentage of radio resources that can be used by the associated rRMPolicyMemberList. The minimum percentage of radio resources including at least one of prioritized resources and dedicated resources.</p> <p>The sum of the 'rRMPolicyMinRatio' values assigned to all RRMPolicyRatio(s) name-contained by same MangedEntity shall be less than or equal to 100.</p> <p>allowedValues: 0 : 100</p> <p>NOTE: Void.</p>	<p>type: Integer multiplicity: 1 isOrdered: N/A isUnique: N/A defaultValue: 0 isNullable: False</p>
rRMPolicyDedicatedRatio	<p>This attribute specifies the percentage of radio resource that dedicatedly used by the associated rRMPolicyMemberList.</p> <p>The sum of the 'rRMPolicyDedicatedRatio' values assigned to all RRMPolicyRatio(s) name-contained by same MangedEntity shall be less than or equal to 100.</p> <p>allowedValues:0 : 100</p>	<p>type: Integer multiplicity: 1 isOrdered: N/A isUnique: N/A defaultValue: 0 isNullable: False</p>
subCarrierSpacing	<p>Subcarrier spacing configuration for a BWP. See subclause 5 in TS 38.104 [12].</p> <p>allowedValues: [15, 30, 60, 120] depending on the frequency range FR1 or FR2.</p>	<p>type: Integer multiplicity: 1 isOrdered: N/A isUnique: N/A defaultValue: None isNullable: False</p>
txDirection	<p>Indicates if the transmission direction is downlink (DL), uplink (UL) or both downlink and uplink (DL and UL).</p> <p>allowedValues: DL, UL, DL_AND_UL</p>	<p>type: ENUM multiplicity: 1 isOrdered: N/A isUnique: N/A defaultValue: None isNullable: False</p>
bwpContext	<p>It identifies whether the object is used for downlink, uplink or supplementary uplink.</p> <p>allowedValues: DL, UL, SUL</p>	<p>type: ENUM multiplicity: 1 isOrdered: N/A isUnique: N/A defaultValue: None isNullable: False</p>

isInitialBwp	It identifies whether the object is used for initial or other BWP. allowedValues: INITIAL, OTHER	type: ENUM multiplicity: 1 isOrdered: N/A isUnique: N/A defaultValue: None isNullable: False
startRB	Offset in common resource blocks to common resource block 0 for the applicable subcarrier spacing for a BWP. This corresponds to N_BWP_start, see subclause 4.4.5 in TS 38.211 [32]. allowedValues: 0 to N_grid_size – 1, where N_grid_size equals the number of resource blocks for the BS channel bandwidth, given the subcarrier spacing of the BWP.	type: Integer multiplicity: 1 isOrdered: N/A isUnique: N/A defaultValue: None isNullable: False
numberOfRBs	Number of physical resource blocks for a BWP. This corresponds to N_BWP_size, see subclause 4.4.5 in TS 38.211 [32]. allowedValues: 1 to N_grid_size – startRB of the BWP. Se startRB for definition of N_grid_size.	type: Integer multiplicity: 1 isOrdered: N/A isUnique: N/A defaultValue: None isNullable: False
nRTCI	This is the Target NR Cell Identifier. It consists of NR Cell Identifier (NCI) and Physical Cell Identifier of the target NR cell (nRPCI). The NRRelation.nRTCI identifies the target cell from the perspective of the NRCell, the name-containing instance of the subject NRCellCU instance. allowedValues: Not applicable.	type: Integer multiplicity: 1 isOrdered: N/A isUnique: N/A defaultValue: None isNullable: False
adjacentNRCellRef	This attribute contains the DN of an adjacentNRCell (NRCellCU or ExternalNRCellCU) allowedValues: Not applicable.	type: DN multiplicity: 1 isOrdered: N/A isUnique: N/A defaultValue: None isNullable: False
ssbFrequency	Indicates cell defining SSB frequency domain position Frequency of the cell defining SSB transmission. The frequency provided in this attribute identifies the position of resource element RE=#0 (subcarrier #0) of resource block RB#10 of the SS block. The frequency must be positioned on the NR global frequency raster, as defined in TS 38.101-1 [42] subclause 5.4.2. and within bSChannelBwDL. allowedValues: 0..3279165	type: Integer multiplicity: 1 isOrdered: N/A isUnique: N/A defaultValue: None isNullable: False
nRFrequencyRef	This attribute contains the DN of the referenced NRFrequency. allowedValues: Not applicable.	type: DN multiplicity: 1 isOrdered: N/A isUnique: N/A defaultValue: None isNullable: False
nRrFreqRelationRef	This attribute contains the DN of the referenced NRFreqRelation. allowedValues: Not applicable.	type: DN multiplicity: 1 isOrdered: N/A isUnique: N/A defaultValue: None isNullable: False

nRSectorCarrierRef	This attribute contains the DN of the referenced NRSectorCarrier. allowedValues: Not applicable.	type: DN multiplicity: 1 isOrdered: N/A isUnique: N/A defaultValue: None isNullable: False
bWPRef	This attribute contains a list of referenced BWPs. allowedValues: DN of a BWP.	type: DN multiplicity: * isOrdered: False isUnique: True defaultValue: None isNullable: False
sectorEquipmentFunctionRef	This attribute contains the DN of the referenced SectorEquipmentFunction. allowedValues: Not applicable.	type: DN multiplicity: 1 isOrdered: N/A isUnique: True defaultValue: None isNullable: False
offsetMO	It is a list of offset values applicable to all measured cells with reference signal(s) indicated in this <i>MeasObjectNR</i> . See offsetMO of subclause 5.5.4 of TS 38.331 [54]. The list is ordered as rsrpOffsetSSB, rsrqOffsetSSB, sinrOffsetSSB, rsrpOffsetCSI-RS, rsrqOffsetCSI-RS and sinrOffsetCSI-RS. This is a list of integer values representing, in sequence: rsrpOffsetSSB, rsrqOffsetSSB, sinrOffsetSSB, rsrpOffsetCSI-RS, rsrqOffsetCSI-RS, sinrOffsetCSI-RS. See Q-OffsetRangeList in subclause of subclause 6.3.1 of 3GPP TS 38.331 [54]. allowedValues: { -24, -22, -20, -18, -16, -14, -12, -10, -8, -6, -5, -4, -3, -2, -1, 0, 1, 2, 3, 4, 5, 6, 8, 10, 12, 14, 16, 18, 20, 22, 24 }	type: Integer multiplicity: 6 isOrdered: True isUnique: False defaultValue: 0 isNullable: False
cellIndividualOffset	It is a list of offset values for the neighbour cell. Used when UE is in connected mode. The unit is 1dB. It is defined for rsrpOffsetSSB, rsrqOffsetSSB, sinrOffsetSSB, rsrpOffsetCSI-RS, rsrqOffsetCSI-RS and sinrOffsetCSI-RS. See TS 38.331 [54]. allowedValues: { -24, -22, -20, -18, -16, -14, -12, -10, -8, -6, -5, -4, -3, -2, -1, 0, 1, 2, 3, 4, 5, 6, 8, 10, 12, 14, 16, 18, 20, 22, 24 }	type: Integer multiplicity: 6 isOrdered: True isUnique: False defaultValue: 0 isNullable: False
blockListEntry	It specifies a list of PCI (physical cell identity) that are exclude-listed in EUTRAN measurements as described in 3GPP TS 38.331 [54]. allowedValues: { 0...1007 }	type: Integer multiplicity: * isOrdered: False isUnique: True defaultValue: None isNullable: False
blockListEntryIdleMode	It specifies a list of PCI (physical cell identity) that are exclude-listed in SIB4 and SIB5. allowedValues: { 0...1007 }	type: Integer multiplicity: 1 isOrdered: N/A isUnique: N/A defaultValue: None isNullable: False

cellReselectionPriority	<p>It is the absolute priority of the carrier frequency used by the cell reselection procedure. See <i>CellReselectionPriority</i> IE in TS 38.331 [54].</p> <p>It corresponds to the parameter priority in 3GPP TS 38.304 [49].</p> <p>Value 0 means lowest priority. The UE behaviour when no value is entered is specified in subclause 5.2.4.1 of 3GPP TS 38.304 [49].</p> <p>The value must not already used by other RAT, i.e. equal priorities between RATs are not supported.</p> <p>allowedValues: N/A</p>	<p>type: Integer multiplicity: 1 isOrdered: N/A isUnique: N/A defaultValue: 0None isNullable: False</p>
cellReselectionSubPriority	<p>It indicates a fractional value to be added to the value of cellReselectionPriority to obtain the absolute priority of the concerned carrier frequency for E-UTRA and NR. See <i>CellReselectionSubPriority</i> IE in TS 38.331 [54].</p> <p>allowedValues: { 0.2, 0.4, 0.6, 0.8 }.</p>	<p>type: Real multiplicity: 1 isOrdered: N/A isUnique: N/A defaultValue: None isNullable: False</p>
pMax	<p>It calculates the parameter Pcompensation (defined in 3GPP TS 38.304 [49]), at cell reselection to an Cell. Its unit is 1 dBm. It corresponds to parameter PEMAX in 3GPP TS 38.101-1 [42].</p> <p>allowedValues: { -30..33 }.</p>	<p>type: Integer multiplicity: 1 isOrdered: N/A isUnique: N/A defaultValue: None isNullable: False</p>
qOffsetFreq	<p>It is the frequency specific offset applied when evaluating candidates for cell reselection. See TS 38.331 [54]. Its unit is 1 dB.</p> <p>allowedValues: { -24, -22, -20, -18, -16, -14, -12, -10, -8, -6, -5, -4, -3, -2, -1, 0, 1, 2, 3, 4, 5, 6, 8, 10, 12, 14, 16, 20, 22, 24 }</p>	<p>type: Integer multiplicity: 1 isOrdered: N/A isUnique: N/A defaultValue: 0 isNullable: False</p>
qQualMin	<p>It indicates the minimum required quality level in the cell (dB). See qQualMin in TS 38.304 [49]. Unit is 1 dB.</p> <p>Value 0 means that it is not sent and UE applies in such case the (default) value of negative infinity for Qqualmin. Sent in SIB3 or SIB5.</p> <p>allowedValues: { -34..-3, 0 }</p>	<p>type: Integer multiplicity: 1 isOrdered: N/A isUnique: N/A defaultValue: None isNullable: False</p>
qRxLevMin	<p>It indicates the required minimum received Reference Symbol Received Power (RSRP) level in the (E-UTRA) frequency for cell reselection. It corresponds to Qrxlevmin defined in 3GPP TS 38.304 [49]. It is broadcast in SIB3 or SIB5, depending on whether the related frequency is intra- or inter-frequency. Its unit is 1 dBm and resolution is 2.</p> <p>allowedValues: { -140..-44 }.</p>	<p>type: Integer multiplicity: 1 isOrdered: N/A isUnique: N/A defaultValue: None isNullable: False</p>
threshXHighP	<p>This specifies the Srxlev threshold (in dB) used by the UE when reselecting towards a higher priority RAT/ frequency than the current serving frequency. Each frequency of NR and E-UTRAN might have a specific threshold. It corresponds to the Thresh_{X, HighP} in 3GPP TS 38.304 [49]. Its unit is 1 dB and resolution is 2.</p> <p>allowedValues: { 0..62 }</p>	<p>type: Integer multiplicity: 1 isOrdered: N/A isUnique: N/A defaultValue: None isNullable: False</p>

threshXHighQ	<p>This specifies the Squal threshold (in dB) used by the UE when reselecting towards a higher priority RAT/ frequency than the current serving frequency. Each frequency of NR and E-UTRAN might have a specific threshold. It corresponds to the Thresh_{X, HighQ} in TS 38.304 [49]. Its unit is 1 dB.</p> <p>allowedValues: { 0..31 }</p>	<p>type: Integer multiplicity: 1 isOrdered: N/A isUnique: N/A defaultValue: None isNullable: False</p>
threshXLowP	<p>This specifies the Srxlev threshold (in dB) used by the UE when reselecting towards a lower priority RAT/ frequency than the current serving frequency. Each frequency of NR might have a specific threshold. It corresponds to Thresh_{X, LowP} in 3GPP TS 38.304 [49]. Its unit is 1 dB. Its resolution is 2.</p> <p>allowedValues: { 0..62 }</p>	<p>type: Integer multiplicity: 1 isOrdered: N/A isUnique: N/A defaultValue: None isNullable: False</p>
threshXLowQ	<p>This specifies the Squal threshold (in dB) used by the UE when reselecting towards a lower priority RAT/ frequency than the current serving frequency. Each frequency of NR might have a specific threshold. It corresponds to Thresh_{X, Low} in TS 38.304 [49]. Its unit is 1 dB.</p> <p>allowedValues: {0..31}.</p>	<p>type: Integer multiplicity: 1 isOrdered: N/A isUnique: N/A defaultValue: None isNullable: False</p>
tReselectionNr	<p>It is the cell reselection timer and corresponds to parameter TreselectionRAT for NR defined in 38.331 [54]. Its unit is in seconds.</p> <p>allowedValues: {0..7}.</p>	<p>type: Integer multiplicity: 1 isOrdered: N/A isUnique: N/A defaultValue: None isNullable: False</p>
tReselectionNR SfHigh	<p>The attribute t-ReselectionNr (a parameter Treselection_{NR} in TS 38.304 [49]) is multiplied with this factor if the UE is in high mobility state. It corresponds to the parameter Speed dependent ScalingFactor for TreselectionNr for medium high state in 3GPP TS 38.304 [49]. The unit is one %.</p> <p>Value mapping: 25 = 0.25 50 = 0.5 75 = 0.75 100 = 1.0</p> <p>allowedValues: {25, 50, 75, 100}.</p>	<p>type: Integer multiplicity: 1 isOrdered: N/A isUnique: N/A defaultValue: None isNullable: False</p>
tReselectionNR SfMedium	<p>The attribute t-ReselectionNR (a parameter "Treselection_{NR} in TS 38.304 [49]") is multiplied with this factor if the UE is in medium mobility state. It corresponds to the parameter Speed dependent ScalingFactor for TreselectionNr for medium mobility state in 3GPP TS 38.304 [49]. Its unit is one %.</p> <p>Value mapping: 25 = 0.25 50 = 0.5 75 = 0.75 100 = 1.0</p> <p>allowedValues: {25, 50, 75, 100}.</p>	<p>type: Integer multiplicity: 1 isOrdered: N/A isUnique: N/A defaultValue: None isNullable: False</p>

absoluteFrequencySSB	The absolute frequency applicable for a downlink NR carrier frequency associated with the SSB. allowedValues: {0.. 3279165}.	type: Integer multiplicity: 1 isOrdered: N/A isUnique: N/A defaultValue: None isNullable: False
ssbSubCarrierSpacing	This SSB is used for for synchronization. See subclause 5 in TS 38.104 [12]. Its units are in kHz. allowedValues: {15, 30, 120, 240}. Note that the allowed values of SSB used for representing data, by e.g. a BWP, are: 15, 30, 60 and 120 in units of kHz.	type: Integer multiplicity: 1 isOrdered: N/A isUnique: N/A defaultValue: None isNullable: False
multiFrequencyBandListNR	It is a list of additional frequency bands the frequency belongs to. The list is automatically set by the gNB. allowedValues: {1..256 }	type: Integer multiplicity: 1 isOrdered: N/A isUnique: N/A defaultValue: None isNullable: False
ssbPeriodicity	Indicates cell defined SSB periodicity in number of subframes (ms). The SSB periodicity in msec is used for the rate matching purpose. allowedValues: 5, 10, 20, 40, 80, 160.	type: Integer multiplicity: 1 isOrdered: N/A isUnique: N/A defaultValue: None isNullable: False
ssbOffset	Indicates cell defining SSB time domain position. Defined as the offset of the measurement window, in number of subframes (ms), in which to receive SS/PBCH blocks, where allowed values depend on the <code>ssbPeriodicity</code> . allowedValues: <code>ssbPeriodicity5 ms</code> 0..4, <code>ssbPeriodicity10 ms</code> 0..9, <code>ssbPeriodicity20 ms</code> 0..19, <code>ssbPeriodicity40 ms</code> 0..39, <code>ssbPeriodicity80 ms</code> 0..79, <code>ssbPeriodicity160 ms</code> 0..159.	type: Integer multiplicity: 1 isOrdered: N/A isUnique: N/A defaultValue: None isNullable: False
ssbDuration	Duration of the measurement window in which to receive SS/PBCH blocks. It is given in number of subframes (ms) (see 38.213 [41], subclause 4.1). allowedValues: 1, 2, 3, 4, 5.	type: Integer multiplicity: 1 isOrdered: N/A isUnique: N/A defaultValue: None isNullable: False
rimRSMonitoringStartTime	This field configures the time when the gNB attempts to start RIM-RS monitoring. allowedValues: Not applicable.	type: DateTime multiplicity: 1 isOrdered: N/A isUnique: N/A defaultValue: None isNullable: False
rimRSMonitoringStopTime	This field configures the time when the gNB stops RIM-RS monitoring. allowedValues: Not applicable.	type: DateTime multiplicity: 1 isOrdered: N/A isUnique: N/A defaultValue: None isNullable: False

mappingSetIDBackhaulAddressList	<p>The attribute specifies a list of mappingSetIDBackhaulAddress which is defined as a datatype (see clause 4.3.47). Which is used to retrieve the backhaul address of the victim set.</p> <p>allowedValues: Not applicable</p>	<p>type: MappingSetIDBackhaulAddress multiplicity: 1..* isOrdered: False isUnique: True defaultValue: None isNullable: False</p>
backhaulAddresses	<p>The attribute specifies backhaulAddress which is defined as a datatype (see clause 4.3.48).</p> <p>allowedValues: Not applicable</p>	<p>type: BackhaulAddress multiplicity: 1 isOrdered: N/A isUnique: N/A defaultValue: None isNullable: False</p>
setID	<p>This specifies the set ID of a victim Set (RIM-RS1 Set) or aggressor Set (RIM-RS2 set). (See subclause 7.4.1.6 in TS 38.211 [32]).</p> <p>allowedValues: The bit length of the set ID is maximum 22bit.</p> <p>See NOTE 10.</p>	<p>type: Integer multiplicity: 1 isOrdered: N/A isUnique: N/A defaultValue: None isNullable: False</p>
tAI	<p>Indicates the TAI (see subclause 9.3.3.11 in TS 38.413[5]), including pLMNid ID and nRTAC. allowedValues: Not applicable</p>	<p>type: TAI multiplicity: 1 isOrdered: N/A isUnique: N/A defaultValue: None isNullable: False</p>
isRemoveAllowed	<p>This indicates if the subject NRCellRelation can be removed (deleted) or not.</p> <p>If TRUE, the subject NRCellRelation instance can be removed (deleted).</p> <p>If FALSE, the subject NRCellRelation instance shall not be removed (deleted) by any entity but an MnS consumer.</p> <p>allowedValues: TRUE,FALSE</p>	<p>type: Boolean multiplicity: 1 isOrdered: N/A isUnique: N/A defaultValue: None isNullable: False</p>
isHOAllowed	<p>This indicates if HO is allowed or prohibited.</p> <p>If TRUE, handover is allowed from source cell to target cell. The source cell is identified by the name-containing NRCellCU of the NRCellRelation that contains the isHOAllowed. The target cell is referenced by the NRCellRelation that contains this isHOAllowed.</p> <p>If FALSE, handover shall not be allowed.</p> <p>allowedValues: TRUE,FALSE</p>	<p>type: Boolean multiplicity: 1 isOrdered: N/A isUnique: N/A defaultValue: None isNullable: False</p>
intrasystemANRManagementSwitch	<p>This attribute determines whether the intra-system ANR function is activated or deactivated.</p> <p>If "TRUE", the intra-system ANR function may add or remove intra NG-RAN Neighbour Relations, i.e. add or remove NRCellRelation instances from NRCellCU of this GNBCUCPFunction.</p> <p>If "FALSE", the intra-system ANR Function must not add or remove Neighbour Relations, i.e. add or remove NRCellRelation instances from NRCellCU of this GNBCUCPFunction.</p> <p>allowedValues: TRUE,FALSE</p>	<p>type: Boolean multiplicity: 1 isOrdered: N/A isUnique: N/A defaultValue: None isNullable: False</p>

intersystemANRManagementSwitch	<p>This attribute determines whether the inter-system ANR function is activated or deactivated.</p> <p>If "TRUE", the inter-system ANR function may add or remove inter-system Neighbour Relations, i.e. add or remove EUTranRelation instances from NRCellCU of this GNBCUCPFfunction.</p> <p>If "FALSE", the inter-system ANR Function must not add or remove inter-system Neighbour Relations, i.e. add or remove EUTranRelation instances from NRCellCU of this GNBCUCPFfunction.</p> <p>allowedValues: TRUE,FALSE</p>	<p>type: Boolean</p> <p>multiplicity: 1</p> <p>isOrdered: N/A</p> <p>isUnique: N/A</p> <p>defaultValue: None</p> <p>isNullable: False</p>
desSwitch	<p>This attribute determines whether the Distributed SON energy saving function is enabled or disabled.</p> <p>allowedValues: TRUE,FALSE</p>	<p>type: Boolean</p> <p>multiplicity: 1</p> <p>isOrdered: N/A</p> <p>isUnique: N/A</p> <p>defaultValue: None</p> <p>isNullable: False</p>
cesSwitch	<p>This attribute determines whether the Centralized SON energy saving function is enabled or disabled.</p> <p>allowedValues: TRUE,FALSE</p>	<p>type: Boolean</p> <p>multiplicity: 1</p> <p>isOrdered: N/A</p> <p>isUnique: N/A</p> <p>defaultValue: None</p> <p>isNullable: False</p>
energySavingControl	<p>This attribute allows the Centralized SON energy saving function to initiate energy saving activation or deactivation.</p> <p>allowedValues: TO_BE_ENERGY_SAVING, TO_BE_NOT_ENERGY_SAVING</p>	<p>type: ENUM</p> <p>multiplicity: 0..1</p> <p>isOrdered: N/A</p> <p>isUnique: N/A</p> <p>defaultValue: None</p> <p>isNullable: False</p>
energySavingState	<p>Specifies the status regarding the energy saving in the cell.</p> <p>If the value of energySavingControl is toBeEnergySaving, then it shall be tried to achieve the value isEnergySaving for the energySavingState.</p> <p>If the value of energySavingControl is toBeNotEnergySaving, then it shall be tried to achieve the value isNotEnergySaving for the energySavingState.</p> <p>allowedValues: IS_NOT_ENERGY_SAVING, IS_ENERGY_SAVING.</p>	<p>type: ENUM</p> <p>multiplicity: 0..1</p> <p>isOrdered: N/A</p> <p>isUnique: N/A</p> <p>defaultValue: None</p> <p>isNullable: False</p>
intraRatEsActivationOriginalCellLoadParameters	<p>This attribute is relevant, if the cell acts as an original cell.</p> <p>This attribute indicates the traffic load threshold and the time duration, which are used by distributed ES algorithms to allow a cell to enter the energySaving state. The time duration indicates how long the load needs to have been below the threshold.</p> <p>allowedValues: loadThreshold: Integer 0..100 (Percentage of PRB usage, see 3GPP TS 36.314 [13]) timeDuration: Integer (in unit of seconds)</p>	<p>type: LoadTimeThreshold</p> <p>multiplicity: 0..1</p> <p>isOrdered: N/A</p> <p>isUnique: N/A</p> <p>defaultValue: None</p> <p>isNullable: False</p>

intraRatEsActivationCandidateCellsLoadParameters	<p>This attribute is relevant, if the cell acts as a candidate cell. This attribute indicates the traffic load threshold and the time duration, which are used by distributed ES algorithms level to allow a n 'original' cell to enter the energySaving state. Threshold and duration are applied to the candidate cell(s) which will provides coverage backup of an original cell when it is in the energySaving state. The threshold applies in the same way for a candidate cell, no matter for which original cell it will provide backup coverage.</p> <p>The time duration indicates how long the traffic in the candidate cell needs to have been below the threshold before any original cells which will be provided backup coverage by the candidate cell enters energy saving state.</p> <p>allowedValues: loadThreshold: Integer 0..100 (Percentage of PRB usage (see 3GPP TS 36.314 [13])) timeDuration: Integer (in unit of seconds)</p>	<p>type: LoadTimeThreshold multiplicity: 0..1 isOrdered: N/A isUnique: N/A defaultValue: None isNullable: False</p>
intraRatEsDeactivationCandidateCellsLoadParameters	<p>This attribute is relevant, if the cell acts as a candidate cell. This attribute indicates the traffic load threshold and the time duration which is used by distributed ES algorithms to allow a cell to leave the energySaving state. Threshold and time duration are applied to the candidate cell when it which provides coverage backup for the cell in energySaving state. The threshold applies in the same way for a candidate cell, no matter for which original cell it provides backup coverage.</p> <p>The time duration indicates how long the traffic in the candidate cell needs to have been above the threshold to wake up one or more original cells which have been provided backup coverage by the candidate cell.</p> <p>allowedValues: loadThreshold: Integer 0..100 (Percentage of PRB usage (see 3GPP TS 36.314 [13])) timeDuration: Integer (in unit of seconds)</p>	<p>type: LoadTimeThreshold multiplicity: 0..1 isOrdered: N/A isUnique: N/A defaultValue: None isNullable: False</p>
LoadTimeThreshold.threshold	<p>This attribute indicates a traffic load threshold.</p> <p>allowedValues: Integer</p>	<p>type: Integer multiplicity: 0..1 isOrdered: N/A isUnique: N/A defaultValue: None isNullable: False</p>
LoadTimeThreshold.timeDuration	<p>This attribute indicates a duration in unit of seconds.</p> <p>allowedValues: Integer</p>	<p>type: Integer multiplicity: 0..1 isOrdered: N/A isUnique: N/A defaultValue: None isNullable: False</p>
esNotAllowedTimePeriod	<p>This attribute can be used to prevent a cell entering energySaving state. This attribute indicates a list of time periods during which inter-RAT energy saving is not allowed.</p> <p>Time period is valid on the specified day and time of every week.</p> <p>allowedValues: N/A</p>	<p>type: EsNotAllowedTimePeriod multiplicity: 0..* isOrdered: False isUnique: True defaultValue: None isNullable: False</p>
EsNotAllowedTimePeriod.startTime	<p>This attribute indicates a time of day as a start time for a period. Time of day is in HH:MM or H:MM 24-hour format per UTC time zone. Examples, 20:15:00, 20:15:00-08:00 (for 8 hours behind UTC).</p> <p>allowedValues: N/A</p>	<p>type: String multiplicity: 0..1 isOrdered: N/A isUnique: N/A defaultValue: None isNullable: False</p>
EsNotAllowedTimePeriod.endTime	<p>This attribute indicates a valid time of day as an end time for a period. The endTime should be later than startTime.</p> <p>Time of day is in HH:MM or H:MM 24-hour format per UTC time zone. Examples, 20:15:00, 20:15:00-08:00 (for 8 hours behind UTC).</p> <p>allowedValues: N/A</p>	<p>type: String multiplicity: 0..1 isOrdered: N/A isUnique: N/A defaultValue: None isNullable: False</p>

EsNotAllowedTimePeriod.daysOfWeek	<p>This attribute indicates a day in a week.</p> <p>allowedValues: MONDAY, TUESDAY, WEDNESDAY, THURSDAY, FRIDAY, SATURDAY, SUNDAY</p>	<p>type: <<enumeration>> multiplicity: 0..1 isOrdered: N/A isUnique: N/A defaultValue: None isNullable: False</p>
interRatEsActivationOriginalCellParameters	<p>This attribute is relevant, if the cell acts as an original cell. This attribute indicates the traffic load threshold and the time duration, which are used by distributed inter-RAT ES algorithms to allow an original cell to enter the energySaving state. The time duration indicates how long the traffic load (both for UL and DL) needs to have been below the threshold.</p> <p>In case the original cell is an EUTRAN cell, the load information refers to Composite Available Capacity Group IE (see 3GPP TS 36.413 [12] Annex B.1.5) and the following applies: Load = (100 - 'Capacity Value') * 'Cell Capacity Class Value', where 'Capacity Value' and 'Cell Capacity Class Value' are defined in 3GPP TS 36.423 [7].</p> <p>In case the original cell is a UTRAN cell, the load information refers to Cell Load Information Group IE (see 3GPP TS 36.413 [12] Annex B.1.5) and the following applies: Load= 'Load Value' * 'Cell Capacity Class Value', where 'Load Value' and 'Cell Capacity Class Value' are defined in 3GPP TS 25.413 [19].</p> <p>If the 'Cell Capacity Class Value' is not known, then 'Cell Capacity Class Value' should be set to 1 when calculating the load, and the load threshold should be set in range of 0..100.</p> <p>allowedValues: loadThreshold: Integer 0..10000 timeDuration: Integer 0..900 (in unit of seconds)</p>	<p>type: LoadTimeThreshold multiplicity: 0..1 isOrdered: N/A isUnique: N/A defaultValue: None isNullable: False</p>
interRatEsActivationCandidateCellParameters	<p>This attribute is relevant, if the cell acts as a candidate cell. This attribute indicates the traffic load threshold and the time duration, which are used by distributed inter-RAT ES algorithms to allow an original cell to enter the energySaving state. Threshold and time duration are applied to the candidate cell(s) which will provides coverage backup of an original cell when it is in the energySaving state.</p> <p>The time duration indicates how long the traffic load (both for UL and DL) in the candidate cell needs to have been below the threshold before any original cells which will be provided backup coverage by the candidate cell enters energySaving state.</p> <p>In case the candidate cell is a UTRAN or GERAN cell, the load information refers to Cell Load Information Group IE(see 3GPP TS 36.413 [12] Annex B.1.5) and the following applies: Load= 'Load Value' * 'Cell Capacity Class Value', where 'Load Value' and 'Cell Capacity Class Value' are defined in 3GPP TS 25.413 [19] (for UTRAN) / TS 48.008 [20] (for GERAN).</p> <p>If the 'Cell Capacity Class Value' is not known, then 'Cell Capacity Class Value' should be set to 1 when calculating the load, and the load threshold should be set in range of 0..100.</p> <p>allowedValues: loadThreshold: Integer 0..10000 timeDuration: Integer 0..900 (in unit of seconds)</p>	<p>type: LoadTimeThreshold multiplicity: 0..1 isOrdered: N/A isUnique: N/A defaultValue: None isNullable: False</p>

interRatEsDeactivationCandidateCellParameters	<p>This attribute is relevant, if the cell acts as a candidate cell.</p> <p>This attribute indicates the traffic load threshold and the time duration which is used by distributed inter-RAT ES algorithms to allow an original cell to leave the energySaving state. Threshold and time duration are applied to the candidate cell which provides coverage backup for the cell in energySaving state.</p> <p>The time duration indicates how long the traffic load (either for UL or DL) in the candidate cell needs to have been above the threshold to wake up one or more original cells which have been provided backup coverage by the candidate cell.</p> <p>For the load see the definition of interRatEsActivationCandidateCellParameters.</p> <p>allowedValues: loadThreshold: Integer 0..10000 timeDuration: Integer 0..900 (in unit of seconds)</p>	<p>type: LoadTimeThreshold multiplicity: 0..1 isOrdered: N/A isUnique: N/A defaultValue: None isNullable: False</p>
isProbingCapable	<p>This attribute indicates whether this cell is capable of performing the ES probing procedure. During this procedure the eNB owning the cell indicates its presence to UEs for measurement purposes, but prevents idle mode UEs from camping on the cell and prevents incoming handovers to the same cell.</p> <p>If this parameter is absent, then probing is not done.</p> <p>allowedValues: YES, NO</p>	<p>type: ENUM multiplicity: 0..1 isOrdered: N/A isUnique: N/A defaultValue: None isNullable: False</p>
dmroControl	<p>This attribute determines whether the MRO function is enabled or disabled.</p> <p>allowedValues: TRUE,FALSE</p>	<p>type: Boolean multiplicity: 1 isOrdered: N/A isUnique: N/A defaultValue: None isNullable: False</p>
dDAPSHOControl	<p>This attribute determines whether the DAPS handover function is enabled or disabled.</p> <p>allowedValues: TRUE, FALSE</p>	<p>type: Boolean multiplicity: 1 isOrdered: N/A isUnique: N/A defaultValue: None isNullable: False</p>
dCHOControl	<p>This attribute determines whether the CHO handover function is enabled or disabled.</p> <p>allowedValues: TRUE, FALSE</p>	<p>type: Boolean multiplicity: 1 isOrdered: N/A isUnique: N/A defaultValue: None isNullable: False</p>
dlboControl	<p>This attribute determines whether the D-LBO function is enabled or disabled.</p> <p>allowedValues: TRUE,FALSE</p>	<p>type: Boolean multiplicity: 1 isOrdered: N/A isUnique: N/A defaultValue: None isNullable: False</p>
cSonPciList	<p>This holds a list of physical cell identities that can be assigned to the pci attribute by gNB. The assignment algorithm is not specified.</p> <p>This attribute shall be supported if and only if the C-SON PCI configuration is supported. See TS 28.313, ref [57] subclause 7.1.3.</p> <p>allowedValues: See TS 38.211 [32] subclause 7.4.2.1 for legal values of pci. The number of pci in the list is 0 to 1007.</p>	<p>type: Integer multiplicity: 1..* isOrdered: False isUnique: True defaultValue: None isNullable: False</p>

ueAccProbabilityDist	<p>This is a list of target Access Probability (AP_n) for the RACH optimization function.</p> <p>Each instance AP_n of the list is the probability that the UE gets access on the RACH channel per cell within n number of preambles sent over an unspecified sampling period.</p> <p>This target is suitable for RACH optimization.</p> <p>allowedValues: Each element of the list, AP_n, is a pair (a, n) where a is the targetProbability (in %) and n is the number of preambles sent.</p> <p>The legal values for a are 25, 50, 75, 90. The legal values for n are 1 to 200.</p> <p>The number of elements specified is 4. The number of elements supported is vendor specific. The choice of supported values for a and n is vendor-specific.</p>	<p>type: UeAccProbability multiplicity: 0..* isOrdered: False isUnique: True defaultValue: None isNullable: False</p>
ueAccDelayProbabilityDist	<p>This is a list of target Access Delay probability (AD_P) for the RACH optimization function.</p> <p>Each instance AD_P of the list is the target time before the UE gets access on the RACH channel per cell, for the P percent of the successful RACH Access attempts with lowest access delay, over an unspecified sampling period.</p> <p>This target is suitable for RACH optimization.</p> <p>allowedValues: Each element of the list, AD_P, is a pair (p, d) where p is the targetProbability (in %) and d is the accessDelay (in milliseconds).</p> <p>The legal values for p are 25, 50, 75, 90. The legal values for d are 10 to 560.</p> <p>The number of elements specified is 4. The number of elements supported is vendor specific. The choice of supported values for p and d is vendor-specific.</p>	<p>type: UeAccDelayProbability multiplicity: 0..* isOrdered: False isUnique: True defaultValue: None isNullable: False</p>
targetProbability	<p>This attribute indicates a probability (in %).</p> <p>allowedValues: 0..100</p>	<p>type: Integer multiplicity: 0..1 isOrdered: N/A isUnique: N/A defaultValue: None isNullable: False</p>
numberOfPreamblesSent	<p>This attribute indicates the number of preambles sent used to configure a wanted distribution of RACH preambles in a vendor implemented DRACH optimisation function.</p> <p>allowedValues: 1..200</p> <p>Note: The DRACH optimization function may configure <code>preambleTransMax</code> as defined in TS 38.331 [54]. The allowed values for <code>preambleTransMax</code> are 3, 4, 5, 6, 7, 8, 10, 20, 50, 100, 200 (see 38.331 [54], subclause 6.3.2).</p>	<p>type: Integer multiplicity: 0..1 isOrdered: N/A isUnique: N/A defaultValue: None isNullable: False</p>
accessDelay	<p>This attribute indicates the access delay in unit of milliseconds.</p> <p>allowedValues: 10..560</p>	<p>type: Integer multiplicity: 0..1 isOrdered: N/A isUnique: N/A defaultValue: None isNullable: False</p>

drachOptimizationControl	This attribute determines whether the RACH Optimization function is enabled or disabled. allowedValues: TRUE,FALSE	type: Boolean multiplicity: 1 isOrdered: N/A isUnique: N/A defaultValue: None isNullable: False
nRpciList	This holds a list of physical cell identities that can be assigned to the NR cells. This attribute shall be supported if D-SON PCI configuration function is supported. See subclause 8.2.3, 8.3.1 in TS 28.313 [57]. allowedValues: See TS 38.211 [32] subclause 7.4.2 for legal values of pci. The number of pci in the list is 0 to 1007.	type: Integer multiplicity: 0..1007 isOrdered: False isUnique: True defaultValue: None isNullable: False
dPciConfigurationControl	This attribute determines whether the Distributed SON PCI configuration Function is enabled or disabled. allowedValues: TRUE,FALSE	type: Boolean multiplicity: 1 isOrdered: N/A isUnique: N/A defaultValue: None isNullable: False
cPciConfigurationControl	This attribute determines whether the Centralized SON PCI configuration function is enabled or disabled. allowedValues: TRUE,FALSE	type: Boolean multiplicity: 1 isOrdered: N/A isUnique: N/A defaultValue: None isNullable: False
maximumDeviationHoTriggerLow	This parameter defines the maximum allowed lower deviation of the Handover Trigger, from the default point of operation (see clause 15.5.2.5 in TS 38.300 [3] and clause 9.2.2.61 in TS 38.423 [58].) allowedValues: -20..20 Unit: 0.5 dB	type: Integer multiplicity: 0..1 isOrdered: N/A isUnique: N/A defaultValue: None isNullable: False
maximumDeviationHoTriggerHigh	This parameter defines the maximum allowed upper deviation of the Handover Trigger, from the default point of operation (see clause 15.5.2.5 in TS 38.300 [3]. and clause 9.2.2.61 in TS 38.423 [58].) allowedValues: -20..20 Unit: 0.5 dB	type: Integer multiplicity: 0..1 isOrdered: N/A isUnique: N/A defaultValue: None isNullable: False
minimumTimeBetweenHoTriggerChange	This parameter defines the minimum allowed time interval between two Handover Trigger change performed by MRO. This is used to control the stability and convergence of the algorithm (see clause 15.5.2.5 in TS 38.300 [3]). allowedValues: 0..604800 Unit: Seconds	type: Integer multiplicity: 0..1 isOrdered: N/A isUnique: N/A defaultValue: None isNullable: False
tstoreUEcntxt	The timer used for detection of too early HO, too late HO and HO to wrong cell. Corresponds to Tstore_UE_cntxt timer described in clause 15.5.2.5 in TS 38.300 [3]. This attribute is used for Mobility Robustness Optimization. allowedValues: 0..1023 Unit: 100 milliseconds	type: Integer multiplicity: 0..1 isOrdered: N/A isUnique: N/A defaultValue: None isNullable: False
configurable5QISetRef	This is the DN of Configurable5QISet. The detailed definition for Configurable5QISet see clause 5.3.75. allowedValues: DN of the Configurable5QISet MOI.	type: DN multiplicity: 0..1 isOrdered: False isUnique: True defaultValue: None isNullable: False

dynamic5QISetRef	<p>This is the DN of Dynamic5QISet.</p> <p>The detailed definition for Dynamic5QISet see clause 5.3.94.</p> <p>allowedValues: DN of the Dynamic5QISet MOI .</p>	<p>type: DN</p> <p>multiplicity: 0..1</p> <p>isOrdered: False</p> <p>isUnique: True</p> <p>defaultValue: None</p> <p>isNullable: False</p>
frequencyDomainPara	<p>This attribute defines configuration parameters of frequency domain resource to support RIM RS.</p> <p>allowedValues: Not applicable.</p>	<p>type: FrequencyDomainPara</p> <p>multiplicity: 1</p> <p>isOrdered: N/A</p> <p>isUnique: N/A</p> <p>defaultValue: None</p> <p>isNullable: False</p>
sequenceDomainPara	<p>This attribute defines configuration parameters of sequence domain resource to support RIM RS.</p> <p>allowedValues: Not applicable.</p>	<p>type: SequenceDomainPara</p> <p>multiplicity: 1</p> <p>isOrdered: N/A</p> <p>isUnique: N/A</p> <p>defaultValue: None</p> <p>isNullable: False</p>
timeDomainPara	<p>This attribute defines configuration parameters of time domain resource to support RIM RS.</p> <p>allowedValues: Not applicable.</p>	<p>type: TimeDomainPara</p> <p>multiplicity: 1</p> <p>isOrdered: N/A</p> <p>isUnique: N/A</p> <p>defaultValue: None</p> <p>isNullable: False</p>
rimRSSubcarrierSpacing	<p>It is the subcarrier spacing configuration (μ) for the RIM-RS. Subcarrier spacing $\Delta f = 2^\mu \cdot 15 \text{ kHz}$. (see 38.211 [32], subclause 5.3.3).</p> <p>allowedValues: 0, 1</p>	<p>type: Integer</p> <p>multiplicity: 1</p> <p>isOrdered: N/A</p> <p>isUnique: N/A</p> <p>defaultValue: None</p> <p>isNullable: False</p>
rIMRSBandwidth	<p>It is the bandwidth of the RIM-RS in resource blocks (see 38.211 [32], subclause 5.3.3).</p> <p>For carrier bandwidth larger than 20MHz, this attribute should be 96 if subcarrier spacing is 15kHz; 48 or 96 if subcarrier spacing is 30kHz;</p> <p>For carrier bandwidth smaller than or equal to 20MHz, this attribute should be</p> <p>Minimum of {96 , bandwidth of downlink carrier in number of PRBs} if subcarrier spacing is 15kHz;</p> <p>Minimum of {48, bandwidth of downlink carrier in number of PRBs } if subcarrier spacing is 30kHz;</p> <p>allowedValues: 1,2,..96</p>	<p>type: Integer</p> <p>multiplicity: 1</p> <p>isOrdered: N/A</p> <p>isUnique: N/A</p> <p>defaultValue: None</p> <p>isNullable: False</p>
nrOfGlobalRIMRSFrequencyCandidates	<p>It is the number of candidate frequency resources in the whole network (N_f^{RIM}) (see 38.211 [32], subclause 7.4.1.6).</p> <p>allowedValues: 1,2,4</p>	<p>type: Integer</p> <p>multiplicity: 1</p> <p>isOrdered: N/A</p> <p>isUnique: N/A</p> <p>defaultValue: None</p> <p>isNullable: False</p>
rimRSCommonCarrierReferencePoint	<p>This attribute is used to configure the common reference point for RIM RS. Where represents the frequency-location of point A expressed as in ARFCN. See 3GPP TS 38.211 [32] subclause 4.4.4.2</p> <p>allowedValues: 0..3279165</p>	<p>type: Integer</p> <p>multiplicity: 1</p> <p>isOrdered: N/A</p> <p>isUnique: N/A</p> <p>defaultValue: None</p> <p>isNullable: False</p>

<code>rimRSStartingFrequencyOffsetIdList</code>	<p>It is a list of configured frequency offsets in units of resource blocks, where each element is the frequency offset relative to a configured reference point for RIM-RS. The size of the list is <code>nrofGlobalRIMRSFrequencyCandidates</code> and the resulting frequency resource blocks of RIM-RS corresponding to different configured frequency offset have no overlapping bandwidth. (see 38.211 [32], subclause 7.4.1.6).</p> <p>allowedValues: 0..maxNrofPhysicalResourceBlocks-1 where maxNrofPhysicalResourceBlocks = 550</p>	<p>type: Integer multiplicity: 1, 2, 4 isOrdered: False isUnique: True defaultValue: None isNullable: False</p>
<code>nrofRIMRSSequenceCandidatesofRS1</code>	<p>It is the number of candidate sequences assigned for RIM RS-1 ($N_s^{RIM,1}$) (see 38.211 [32], subclause 7.4.1.6). It should be even when <code>enableEnoughNotEnoughIndication</code> for RS-1 is ON</p> <p>allowedValues: 1,2..8</p> <p>see NOTE 10</p>	<p>type: Integer multiplicity: 1 isOrdered: N/A isUnique: N/A defaultValue: None isNullable: False</p>
<code>rimRSScrambleIdListofRS1</code>	<p>It is a list of configured scrambling identities for RIM RS-1 (see 38.211 [32], subclause 7.4.1.6). The size of the list is <code>nrofRIMRSSequenceCandidatesofRS1</code>.</p> <p>allowedValues: 0..2¹⁰-1</p>	<p>type: Integer multiplicity: 1, 2..8 isOrdered: False isUnique: True defaultValue: None isNullable: False</p>
<code>nrofRIMRSSequenceCandidatesofRS2</code>	<p>It is the number of candidate sequences assigned for RIM RS-2 ($N_s^{RIM,2}$) (see 38.211 [32], subclause 7.4.1.6).</p> <p>allowedValues: 1,2..8</p> <p>See NOTE 10.</p>	<p>type: Integer multiplicity: 1 isOrdered: N/A isUnique: N/A defaultValue: None isNullable: False</p>
<code>rimRSScrambleIdListofRS2</code>	<p>It is a list of configured scrambling identities for RIM RS-2 (see 38.211 [32], subclause 7.4.1.6).. The size of the list is <code>nrofRIMRSSequenceCandidatesofRS2</code>.</p> <p>allowedValues: 0..2¹⁰-1</p>	<p>type: Integer multiplicity: 1, 2..8 isOrdered: False isUnique: True defaultValue: None isNullable: False</p>
<code>enableEnoughNotEnoughIndication</code>	<p>It is indication of whether "Enough" / "Not enough" indication functionality is enabled for RIM RS-1 (see 38.211 [32], subclause 7.4.1.6).</p> <p>If the indication is "enable", the first half of <code>nrofRIMRSSequenceCandidatesofRS1</code> sequences indicates "Not enough mitigation", and the second half indicates "Enough mitigation", where, "Enough mitigation" indicates that IoT going back to certain level at victim side and/or no further interference mitigation actions are needed at aggressor side "Not enough mitigation" indicates that IoT exceeding certain level at victim side and/or further interference mitigation actions are needed at aggressor side</p> <p><code>enableEnoughNotEnoughIndication</code> is equivalent to <code>EnoughIndication</code> (see 38.211 [32], subclause 7.4.1.6)</p> <p>allowedValues: "ENABLE", "DISABLE"</p> <p>see NOTE 8</p>	<p>type: ENUM multiplicity: 1 isOrdered: N/A isUnique: N/A defaultValue: DISABLE isNullable: False</p>

rIMRSScrambleT imerMultiplier	It is parameter multiplier factor γ for initialization seed of the pseudo-random sequence $\bar{c}(i)$ (see 38.211 [32], subclause 7.4.1.6.2). allowedValues: 0,1,...,2 ³¹ -1	type: Integer multiplicity: 1 isOrdered: N/A isUnique: N/A defaultValue: None isNullable: False
rIMRSScrambleT imerOffset	It is parameter offset δ for initialization seed of the pseudo-random sequence $\bar{c}(i)$ (see 38.211 [32], subclause 7.4.1.6.2). allowedValues: 0,1,...,2 ³¹ -1	type: Integer multiplicity: 1 isOrdered: N/A isUnique: N/A defaultValue: None isNullable: False
dlULSwitchingP eriod1	<p>This attribute is used to configure the first uplink-downlink switching period (P1) for RIM RS transmission in the network, where one RIM RS is configured in one uplink-downlink switching period. (see 38.211 [32], subclause 7.4.1.6).</p> <p>When only one TDD-UL-DL-Pattern is configured, only dl-UL-SwitchingPeriod1 is configured, where P1 equals to the transmission periodicity of the TDD-UL-DL-Pattern.</p> <p>When two concatenated TDD-UL-DL-Patterns are configured, and RIM-RS resources is configured only in one of the TDD patterns, only dl-UL-SwitchingPeriod1 is configured, where P1 equals to the addition of the concatenated transmission periodicity of the two TDD-UL-DL-Patterns.</p> <p>When two concatenated TDD-UL-DL-Patterns are configured, and RIM-RS resources are configured in both TDD patterns, both dl-UL-SwitchingPeriod1 and dl-UL-SwitchingPeriod2 are configured, where P1 equals to the transmission periodicity of the first TDD-UL-DL-Pattern.</p> <p>P1 is equivalent to $T_{per,1}^{RIM}$ (see 38.211 [32], subclause 7.4.1.6).</p> <p>See NOTE 6</p> <p>allowedValues: MS0P5, MS0P625, MS1, MS1P25, MS2, MS2P5, MS4, MS5, MS10, MS20, if a single uplink-downlink period is configured for RIM-RS purposes; MS0P5, MS0P625, MS1, MS1P25, MS2, MS2P5, MS3, MS4, MS5, MS10, MS20, if two uplink-downlink periods are configured for RIM-RS purposes.</p> <p>see NOTE 9</p>	type: ENUM multiplicity: 1 isOrdered: N/A isUnique: N/A defaultValue: None isNullable: False
symbolOffsetOf ReferencePoint 1	<p>This attribute is used to configure the reference point in the first uplink-downlink switching period, which is the symbols offset of the reference point after the starting boundary of the first uplink-downlink switching period. It's Configured together with dl-UL-SwitchingPeriod1 (see 38.211 [32], subclause 7.4.1.6).</p> <p>When only one TDD-UL-DL-Pattern is configured, the reference point configured for the first uplink-downlink switching period is the DL transmission boundary of the TDD-UL-DL-Pattern.</p> <p>When two concatenated TDD-UL-DL-Patterns are configured, and RIM-RS resources is configured only in one of the TDD patterns, the reference point configured for the first uplink-downlink switching period is the DL transmission boundary of the TDD-UL-DL-Pattern where the RIM-RS resource is configured.</p> <p>When two concatenated TDD-UL-DL-Patterns are configured, and RIM-RS resources are configured in both TDD patterns, the reference points configured for first uplink-downlink switching period is the DL transmission boundary of the first TDD-UL-DL-Pattern.</p> <p>allowedValues: 2, 3..20*2*maxNrofSymbols-1, where maxNrofSymbols=14</p>	type: Integer multiplicity: 1 isOrdered: N/A isUnique: N/A defaultValue: None isNullable: False

dlULSwitchingPeriod2	<p>This attribute is used to configure the second uplink-downlink switching period (P2) for RIM RS transmission in the network, where one RIM RS is configured in one uplink-downlink switching period (see 38.211 [32], subclause 7.4.1.6).</p> <p>When two concatenated TDD-UL-DL-Patterns are configured, and RIM-RS resources are configured in both TDD patterns, both dl-UL-SwitchingPeriod1 and dl-UL-SwitchingPeriod2 are configured, where P2 equals to the transmission periodicity of the second TDD-UL-DL-Pattern, and where (P1 + P2) divides 20 ms.</p> <p>allowedValues: MS0P5, MS0P625, MS1, MS1P25, MS2, MS2P5, MS3, MS4, MS5, MS10</p> <p>P2 is equivalent to $T_{per,2}^{RIM}$ (see 38.211 [32], subclause 7.4.1.6)</p> <p>See NOTE 9</p>	<p>type: ENUM multiplicity: 1 isOrdered: N/A isUnique: N/A defaultValue: None isNullable: False</p>
symbolOffsetOfReferencePoint2	<p>This attribute is used to configure the reference point in the second uplink-downlink switching period, which is the symbol offset of the reference point after starting boundary of the second uplink-downlink switching period. Configured together with dl-UL-SwitchingPeriod2 (see 38.211 [32], subclause 7.4.1.6).</p> <p>When two concatenated TDD-UL-DL-Patterns are configured, and RIM-RS resources are configured in both TDD patterns, the reference points configured for second uplink-downlink switching period is the DL transmission boundary of the second TDD-UL-DL-Pattern.</p> <p>allowedValues: 2, 3..20*2*maxNrofSymbols-1, where maxNrofSymbols=14</p>	<p>type: Integer multiplicity: 1 isOrdered: N/A isUnique: N/A defaultValue: None isNullable: False</p>
totalNrofSetIdofRS1	<p>It is the total number of set IDs for RIM RS-1 ($N_{setID}^{RIM,1}$) (see 38.211 [32], subclause 7.4.1.6).</p> <p>allowedValues: 0,1...2^22-1</p>	<p>type: Integer multiplicity: 1 isOrdered: N/A isUnique: N/A defaultValue: None isNullable: False</p>
totalNrofSetIdofRS2	<p>It is the total number of set IDs for RIM RS-2 ($N_{setID}^{RIM,2}$) (see 38.211 [32], subclause 7.4.1.6).</p> <p>allowedValues: 0,1...2^22</p>	<p>type: Integer multiplicity: 1 isOrdered: N/A isUnique: N/A defaultValue: None isNullable: False</p>
nrofConsecutiveRIMRS1	<p>It is the number of consecutive uplink-downlink switching periods for RS-1 (R1) for repetition/near-far indication. (see 38.211 [32], subclause 7.4.1.6).</p> <p>allowedValues: 1,2,4,8</p> <p>see NOTE 7</p>	<p>type: Integer multiplicity: 1 isOrdered: N/A isUnique: N/A defaultValue: None isNullable: False</p>
nrofConsecutiveRIMRS2	<p>It is the number of consecutive uplink-downlink switching periods for RS-2 (R2) for repetition/near-far indication. (see 38.211 [32], subclause 7.4.1.6).</p> <p>allowedValues: 1,2,4,8</p> <p>see NOTE 7</p>	<p>type: Integer multiplicity: 1 isOrdered: N/A isUnique: N/A defaultValue: None isNullable: False</p>

consecutiveRIMRS1List	<p>It is used to configure the OFDM symbol position(s) of RIM RS-1 within the uplink-downlink switching period. It is a list of symbol offset of RIM RS-1 ($N_{\text{symb,ref}}^{\text{RIM,1}}$) before the reference point. The size of the list is <code>nrofConsecutiveRIMRS1</code> (see 38.211 [32], subclause 7.4.1.6).</p> <p>The resulting RIM RS-1 symbols and its reference point shall belong to the same 10ms frame.</p> <p>.</p> <p>allowedValues: 2,3,..20*2*maxNrofSymbols-1, where maxNrofSymbols=14</p>	<p>type: Integer multiplicity: * isOrdered: False isUnique: True defaultValue: None isNullable: False</p>
consecutiveRIMRS2List	<p>It is used to configure the OFDM symbol position(s) of RIM RS-2 within the uplink-downlink switching period. It is a list of symbol offset of RIM RS-2 ($N_{\text{symb,ref}}^{\text{RIM,2}}$) before the reference point. The size of the list is <code>nrofConsecutiveRIMRS2</code> (see 38.211 [32], subclause 7.4.1.6).</p> <p>The resulting RIM RS-2 symbols and its reference point shall belong to the same 10ms frame.</p> <p>.</p> <p>allowedValues: 2,3,..20*2*maxNrofSymbols-1, where maxNrofSymbols=14</p>	<p>type: Integer multiplicity: * isOrdered: False isUnique: True defaultValue: None isNullable: False</p>
enableNearFarIndicationRS1	<p>It is indication of whether near-far functionality is enabled for RIM RS1.</p> <p>If the indication is "enable", the first half of <code>nrofConsecutiveRIMRS1</code> (R1) consecutive uplink-downlink switching period is for "Near" indication with R1/2 repetitions, the second half of R1 consecutive uplink-downlink switching period is for "Far" indication with R1/2 repetitions.</p> <p>allowedValues: "ENABLE", "DISABLE"</p> <p>see NOTE 10.</p>	<p>type: ENUM multiplicity: 1 isOrdered: N/A isUnique: N/A defaultValue: DISABLE isNullable: False</p>
enableNearFarIndicationRS2	<p>It is indication of whether near-far functionality is enabled for RIM RS2.</p> <p>If the indication is "enable", the first half of <code>nrofConsecutiveRIMRS2</code> (R2) consecutive uplink-downlink switching period is for "Near" indication with R2/2 repetitions, the second half of R2 consecutive uplink-downlink switching period is for "Far" indication with R2/2 repetitions.</p> <p>allowedValues: "ENABLE", "DISABLE"</p> <p>see NOTE 10.</p>	<p>type: ENUM multiplicity: 1 isOrdered: N/A isUnique: N/A defaultValue: DISABLE isNullable: False</p>
rimRSReportConf	<p>It is used to configure gNBs to report the all necessary information derived from the detected RIM-RS to OAM.</p> <p>allowedValues: Not applicable</p>	<p>type: RimRSReportConf multiplicity: 1 isOrdered: N/A isUnique: N/A defaultValue: N/A isNullable: False</p>

reportIndicator	<p>It is used to enable or disable the RS report on a gNB. If the indication is “enable”, the gNB starts to periodically report necessary information derived from the detected RIM-RS to OAM.</p> <p>If the indication is “disable”, the gNB stops reporting.</p> <p>allowedValues: ENABLE, DISABLE</p>	<p>type: ENUM multiplicity: 1 isOrdered: N/A isUnique: N/A defaultValue: DISABLE isNullable: False</p>
reportInterval	<p>It is used to define reporting interval of a gNB in ms.</p> <p>allowedValues: Not applicable</p>	<p>type: Integer multiplicity: 1 isOrdered: N/A isUnique: N/A defaultValue: None isNullable: False</p>
nrofRIMRSReportInfo	<p>It is used to define the maximum number of RIMRSReportInfo in a single report.</p> <p>allowedValues: Not applicable</p>	<p>type: Integer multiplicity: 1 isOrdered: N/A isUnique: N/A defaultValue: None isNullable: False</p>
maxPropagationDelay	<p>It is used to define the maximum reported OFDM symbol number for the propagation delay of the detected RIM-RS in each RIMRSReportInfo.</p> <p>allowedValues: 0, 1..20*2*maxNrofSymbols-1, where maxNrofSymbols=14.</p>	<p>type: Integer multiplicity: 1 isOrdered: N/A isUnique: N/A defaultValue: None isNullable: False</p>
rimRSReportInfoList	<p>It represents a list (the length of the list is nrofRIMRSReportInfo) of necessary information derived from the detected RIM-RS.</p> <p>allowedValues: Not applicable</p>	<p>type: RimRSReportInfo multiplicity: * isOrdered: False isUnique: True defaultValue: N/A isNullable: False</p>
detectedSetID	<p>This attribute indicates the Set ID of the detected RIM-RS.</p> <p>allowedValues: 0,1..max{totalNrofSetIdofRS1, totalNrofSetIdofRS2}.</p>	<p>type: Integer multiplicity: 1 isOrdered: N/A isUnique: N/A defaultValue: None isNullable: False</p>
propagationDelay	<p>This attribute indicates the propagation delay of the detected RIM-RS, in number of OFDM symbol.</p> <p>allowedValues: 0, 1.. maxPropagationDelay.</p>	<p>type: Integer multiplicity: 1 isOrdered: N/A isUnique: N/A defaultValue: None isNullable: False</p>
functionalityOfRIMRS	<p>This attribute indicates the functionality of the detected RIM-RS. If the indication of enableEnoughNotEnoughIndication is “enable”, valid values are {RS2, RS1_FOR_ENOUGH_MITIGATION, RS1_FOR_NOT_ENOUGH_MITIGATION}; If the indication of enableEnoughNotEnoughIndication is “disable”, valid values are {RS1, RS2}.</p> <p>RS1_FOR_ENOUGH_MITIGATION means RIM-RS type 1 is used to indicate 'enough mitigation' functionality. RS1_FOR_NOT_ENOUGH_MITIGATION means RIM-RS type 1 is used to indicate 'Not enough mitigation' functionality.</p> <p>allowedValues: RS1, RS2, RS1_FOR_ENOUGH_MITIGATION, RS1_FOR_NOT_ENOUGH_MITIGATION</p>	<p>type: ENUM multiplicity: 1 isOrdered: N/A isUnique: N/A defaultValue: None isNullable: False</p>

<p>rimRSMonitoringWindowDuration</p>	<p>This attribute configures a duration of the monitoring window in which gNB monitors the RIM-RS, in unit of P_t, where P_t is the RIM-RS transmission periodicity in units of uplink-downlink switching period (see 38.211 [32], subclause 7.4.1.6).</p> <p>This field is configured together with <code>rimRSMonitoringInterval</code>, <code>rimRSMonitoringWindowStartingOffset</code>, <code>rimRSMonitoringOccasionInterval</code> and <code>rimRSMonitoringOccasionStartingOffset</code>.</p> <p>The duration of the monitoring window is expected to be larger than or equal to $M * P_t$, where M is the interval between adjacent monitoring occasions within the monitoring window (configured by <code>rimRSMonitoringInterval</code>).</p> <p>The absolute duration of the monitoring window is not expected to be larger than the periodicity of the monitoring window (configured by <code>rimRSMonitoringWindowPeriodicity</code>).</p> <p>Only the earliest N_T consecutive detection durations in each RIM-RS transmission periodicity (P_t) in the monitoring window are taken as valid time for monitoring potential interference, and they are consecutively monitored in the monitoring window, while the residual part of each RIM-RS transmission periodicity is not used for discovering potential interference, where, a consecutive detection duration spans $P1 * R1$ (if only $P1$ is configured) or $(P1 + P2)/2 * R1$ (if both $P1$ and $P2$ are configured), where,</p> <ul style="list-style-type: none"> $R1$ is the number of consecutive uplink-downlinkswitching periods for RS-1 (configured by <code>nrofConsecutiveRIMRS1</code>), $P1$ is the first uplink-downlinkswitching period (configured by <code>dlULSwitchingPeriod1</code>), $P2$ is the second uplink-downlink switching period (configured by <code>dlULSwitchingPeriod2</code>), and $N_T = \begin{cases} \left\lceil \frac{N_{\text{setID}}^{\text{RIM},1}}{N_f^{\text{RIM}} N_s^{\text{RIM},1}} \right\rceil & \text{if enableEnoughNotEnoughIndication is "disable"} \\ \left\lceil \frac{2N_{\text{setID}}^{\text{RIM},1}}{N_f^{\text{RIM}} N_s^{\text{RIM},1}} \right\rceil & \text{if enableEnoughNotEnoughIndication is "enable"} \end{cases}$ <p>$N_{\text{setID}}^{\text{RIM},1}$ is the total number of set IDs for RIM RS-1 (configured by <code>totalnrofSetIdofRS1</code>),</p> <p>N_f^{RIM} is the number of candidate frequency resources in the whole network (configured by <code>nrofGlobalRIMRSFrequencyCandidates</code>), and</p> <p>$N_s^{\text{RIM},1}$ is the number of candidate sequences assigned for RIM RS-1 (configured by <code>nrofRIMRSSequenceCandidatesofRS1</code>).</p> <p>allowedValues: 1,2,..2^14</p>	<p>type: Integer multiplicity: 1 isOrdered: N/A isUnique: N/A defaultValue: None isNullable: False</p>
<p>rimRSMonitoringWindowPeriodicity</p>	<p>This attribute configures the periodicity of the monitoring window, in unit of hours.</p> <p>allowedValues: 1, 2, 3, 4, 6, 8, 12, 24</p>	<p>type: Integer multiplicity: 1 isOrdered: N/A isUnique: N/A defaultValue: None isNullable: False</p>
<p>rimRSMonitoringWindowStartingOffset</p>	<p>This attribute configures the start offset of the first monitoring window within one day, in unit of hours.</p> <p>allowedValues: 0,1,2..23</p>	<p>type: Integer multiplicity: 1 isOrdered: N/A isUnique: N/A defaultValue: None isNullable: False</p>

rimRSMonitoringOccasionInterval	<p>This attribute configures the interval between adjacent monitoring occasions (M) within the monitoring window, in unit of consecutive detection duration.</p> <p>M is expected to be prime to N_T, where N_T is given in above attribute rimRSMonitoringWindowDuration.</p> <p>allowedValues: 1,2..N_T-1.</p>	<p>type: Integer multiplicity: 1 isOrdered: N/A isUnique: N/A defaultValue: None isNullable: False</p>
rimRSMonitoringOccasionStartingOffset	<p>This attribute configures the start offset of the first monitoring occasions within the monitoring window (S_M), in unit of consecutive detection duration.</p> <p>gNB starts monitoring potential interference from the S_M-th consecutive detection duration in the first complete RIM-RS transmission periodicity (P_t) within the monitoring window.</p> <p>allowedValues: 0,1,2..M-1</p> <p>where M is the the interval between adjacent monitoring occasions within the monitoring window (configured by rimRSMonitoringOccasionInterval)</p>	<p>type: Integer multiplicity: 1 isOrdered: N/A isUnique: N/A defaultValue: None isNullable: False</p>
victimSetRef	<p>This attribute contains the DN of a victim Set (RimRSSet)</p> <p>allowedValues: Not applicable.</p>	<p>type: DN multiplicity: 1 isOrdered: N/A isUnique: N/A defaultValue: None isNullable: False</p>
aggressorSetRef	<p>This attribute contains the DN of an aggressor Set (RimRSSet)</p> <p>allowedValues: Not applicable.</p>	<p>type: DN multiplicity: 1 isOrdered: N/A isUnique: N/A defaultValue: None isNullable: False</p>
setType	<p>The attribute specifies type of a RIM-RS Set . RIM RS1 is generated and transmitted by victim to indicate its suffering remote interference, and RIM RS2 is generated and transmitted by aggressor to measure if Remote Interference still exist</p> <p>If the attribute value is "RS1", the RIM-RS Set is victim set. If the attribute value is "RS2", the RIM-RS Set is aggressor set.</p> <p>allowedValues: RS1, RS2.</p>	<p>type: ENUM multiplicity: 1 isOrdered: N/A isUnique: N/A defaultValue: None isNullable: False</p>
nRCellDRef	<p>This attribute contains the DN of a NR Cell (NRCellDU)</p> <p>allowedValues: Not applicable.</p>	<p>type: DN multiplicity: * isOrdered: False isUnique: True defaultValue: None isNullable: False</p>
isENDCAAllowed	<p>This indicates if EN-DC is allowed or prohibited.</p> <p>If TRUE, the target cell is allowed to be used for EN-DC. The target cell is referenced by the NRCellRelation that contains this isENDCAAllowed.</p> <p>If FALSE, EN-DC shall not be allowed.</p> <p>allowedValues: TRUE,FALSE</p>	<p>type: Boolean multiplicity: 1 isOrdered: N/A isUnique: N/A defaultValue: None isNullable: False</p>

x2BlockList	<p>This is a list of GeNBIds. If the target node GeNBId is a member of the source node's NRCellCU.x2BlockList, the source node is:</p> <ol style="list-style-type: none"> 1) prohibited from sending X2 connection requests to the target node; 2) forced to tear down an established X2 connection to the target node; 3) not allowed to accept incoming X2 connection requests from the target node. <p>The same GeNBId may appear here and in NRCellCU.x2AllowList. In such case, the GeNBId in x2AllowList shall be treated as if it is absent.</p> <p>allowedValues: See NOTE 5.</p>	<p>type: String multiplicity: 0..* isOrdered: False isUnique: True defaultValue: None isNullable: False</p>
xnBlockList	<p>This is a list of GgNBIds. If the target node GgNBId is a member of the source node's NRCellCU.xnBlockList, the source node is:</p> <ol style="list-style-type: none"> 1) prohibited from sending Xn connection requests to the target node; 2) forced to tear down an established Xn connection to the target node; 3) not allowed to accept incoming Xn connection requests from the target node. <p>The same GgNBId may appear here and in NRCellCU.xnAllowList. In such case, the GgNBId in xnAllowList shall be treated as if it is absent.</p> <p>allowedValues: See NOTE 5.</p>	<p>type: String multiplicity: 0..* isOrdered: False isUnique: True defaultValue: None isNullable: False</p>
x2AllowList	<p>This is a list of GeNBIds. If the target node GeNBId is a member of the source node's NRCellCU.x2AllowList, the source node is:</p> <ol style="list-style-type: none"> 1) allowed to request the establishment of an X2 connection to the target node; 2) not allowed to initiate the tear down of an established X2 connection to the target node <p>The same GeNBId may appear here and in NRCellCU.x2BlockList. In such case, the GeNBId here shall be treated as if it is absent.</p> <p>allowedValues: See NOTE 5.</p>	<p>type: String multiplicity: 0..* isOrdered: False isUnique: True defaultValue: None isNullable: False</p>
xnAllowList	<p>This is a list of GgNBIds. If the target node GgNBId is a member of the source node's NRCellCU.xnAllowList, the source node is:</p> <ol style="list-style-type: none"> 1) allowed to request the establishment of Xn connection with the target node; 2) not allowed to initiate the tear down of an established Xn connection to the target node <p>The same GgNBId may appear here and in NRCellCU.xnBlockList. In such case, the GgNBId here shall be treated as if it is absent.</p> <p>allowedValues: See NOTE 5.</p>	<p>type: String multiplicity: 0..* isOrdered: False isUnique: True defaultValue: None isNullable: False</p>

xnHOBLOCKList	This is a list of GgNBIds. For all the entries in NRCellCU.xnHOBLOCKList, the subject NRCellCU is prohibited to use the Xn interface for HOs even if an Xn interface exists to the target cell. allowedValues: See NOTE 5.	type: String multiplicity: 0..* isOrdered: False isUnique: True defaultValue: None isNullable: False
x2HOBLOCKList	This is a list of GeNBIds. For all the entries in NRCellCU.x2HOBLOCKList, the subject NRCellCU is prohibited to use the X2 interface for HOs even if an X2 interface exists to the target cell. allowedValues: See NOTE 5.	type: String multiplicity: 0..* isOrdered: False isUnique: True defaultValue: None isNullable: False
tceIDMappingInfoList	This attribute includes a list of TCE ID, PLMN where TCE resides and the corresponding TCE IP address. It is used in Logged MDT case to provide the information to the gNodeB or GNBCUCPFunction to get the corresponding TCE IP address when there is an MDT log received from the UE. allowedValues: Not applicable	type: tceIDMappingInfo multiplicity: 1..* isOrdered: False isUnique: True defaultValue: None isNullable: False
tceIPAddress	This attribute indicates IP address of TCE. (See subclause 4.1.1.9.2 in TS 32.422[68])	type: String multiplicity: 1 isOrdered: N/A isUnique: N/A defaultValue: None isNullable: False
tceID	This attribute indicates TCE Id. (See subclause 4.1.1.9.2 in TS 32.422[68])	type: Integer multiplicity: 1 isOrdered: N/A isUnique: N/A defaultValue: None isNullable: False
plMNTarget	This attribute indicates PLMN where TCE resides. (See subclauses 4.1.1.9.2 and 4.9.2 in TS 32.422 [68])	Type: PLMNid multiplicity: 1 isOrdered: N/A isUnique: N/A defaultValue: None isNullable: False
isMLBAllowed	This indicates if mobility load balancing is allowed or prohibited from source cell to target cell. If TRUE, load balancing is allowed from source cell to target cell. The source cell is identified by the name-containing NRCellCU of the NRCellRelation that contains the isMLBAllowed. The target cell is referenced by the NRCellRelation that contains this isLBAllowed. In case of isHOAllowed is FALSE, mobility load balancing is prohibited by handover from source cell to target cell. If FALSE, load balancing shall be prohibited from source cell to target cell. allowedValues: TRUE,FALSE	type: Boolean multiplicity: 1 isOrdered: N/A isUnique: N/A defaultValue: None isNullable: False
NROperatorCellDU.nRCellDURef	This attribute contains the DN of the referenced NRCellDU. allowedValues: N/A	type: DN multiplicity: 1 isOrdered: N/A isUnique: N/A defaultValue: None isNullable: False

downlinkTransmitPowerRange	It indicates adjustment range (including maximum value, minimum value) of downlinkTransmitPower to optimize radio coverage. allowedValues: minValue: [0..100] maxValue: [0..100]	type: ParameterRange multiplicity: 1 isOrdered: N/A isUnique: N/A defaultValue: None isNullable: False
antennaTiltRange	It indicates adjustment range (including maximum value, minimum value) of antennaTilt to optimize radio coverage. allowedValues: minValue: [-900..900] in unit 0.1 degree maxValue: [-900..900] in unit 0.1 degree	type: ParameterRange multiplicity: 1 isOrdered: N/A isUnique: N/A defaultValue: None isNullable: False
antennaAzimuthRange	It indicates adjustment range (including maximum value, minimum value) of antennaAzimuth to optimize radio coverage. allowedValues: minValue: [-1800..1800] in unit 0.1 degree maxValue: [-1800..1800] in unit 0.1 degree	type: ParameterRange multiplicity: 1 isOrdered: N/A isUnique: N/A defaultValue: None isNullable: False
digitalTiltRange	It indicates adjustment range (including maximum value, minimum value) of digitalTilt to optimize radio coverage. allowedValues: minValue: [-900..900] in unit 0.1 degree maxValue: [-900..900] in unit 0.1 degree	type: ParameterRange multiplicity: 1 isOrdered: N/A isUnique: N/A defaultValue: None isNullable: False
digitalAzimuthRange	It indicates adjustment range (including maximum value, minimum value) of digitalAzimuth to optimize radio coverage. allowedValues: minValue: [-1800..1800] in unit 0.1 degree maxValue: [-1800..1800] in unit 0.1 degree	type: ParameterRange multiplicity: 1 isOrdered: N/A isUnique: N/A defaultValue: None isNullable: False
coverageShapeList	It indicates the coverage shape of specific sites which can be selected to optimize radio coverage. allowedValues: 0 .. 65535	type: Integer multiplicity: 0..* isOrdered: True isUnique: True defaultValue: None isNullable: False
cCOControl	This attribute determines whether the centralized SON CCO Function is enabled or disabled. allowedValues: TRUE,FALSE	type: Boolean multiplicity: 1 isOrdered: N/A isUnique: N/A defaultValue: None isNullable: False
maxValue	It indicates the maximum value of the parameter. allowedValues: N/A	type: Integer multiplicity: 1 isOrdered: N/A isUnique: N/A defaultValue: None isNullable: False
minValue	It indicates the minimum value of the parameter. allowedValues: N/A	type: Integer multiplicity: 1 isOrdered: N/A isUnique: N/A defaultValue: None isNullable: False

<p><code>NROperatorCellDU.administrativeState</code></p>	<p>It indicates the administrative state of the <code>NROperatorCellDU</code>. It describes the permission to use or prohibition against using the cell, imposed through the OAM services.</p> <p>The value of this attribute is effective only when the value of the attribute <code>NRCeLLDU.administrativeState</code> = UNLOCKED, if the value of the attribute <code>NRCeLLDU.administrativeState</code> is LOCKED or SHUTTING DOWN, the value of this attribute shall be treated same as the value of <code>NRCeLLDU.administrativeState</code>.</p> <p>allowedValues: LOCKED, SHUTTING DOWN, UNLOCKED. The meaning of these values is as defined in ITU-T Recommendation X.731 [18].</p>	<p>type: ENUM multiplicity: 1 isOrdered: N/A isUnique: N/A defaultValue: LOCKED isNullable: False</p>
<p>NOTE 1: Void</p> <p>NOTE 2: The radio resource can be signaling resources (e.g. RRC connected users) or user plane resources (e.g. PRB, PRB UL, PRB DL, DRB). Different RRM Policy maybe applied for different types of radio resource. E.g. <code>RRMPolicyRatio</code> is used for PRB resource. When the resource type is PRB the policy applies for both uplink and downlink, and 'PRB UL' and 'PRB DL' are not used.</p> <p>NOTE 3: Void</p> <p>NOTE 4: A RRM Policy can make use of the defined policy (e.g. <code>RRMPolicyRatio</code>) or a vendor specific RRM Policy.</p> <p>NOTE 5: For Global gNB Identifiers, the entries are formatted according to the pattern <code><mcc><mnc>-<gNBIdLength>-<gNBId></code>, where <code><mcc></code> is three digits, <code><mnc></code> two or three digits, <code><gNBIdLength></code> is a string containing a number <code>n</code> as digits, in the range 22 to 32, and <code><gNBId></code> is a string containing digits for the number 0 to 2^n-1. For Global eNB Identifiers, the entries are formatted according to the pattern <code><mcc><mnc>-<eNBIdLength>-<eNBId></code>, where <code><mcc></code> is three digits, <code><mnc></code> two or three digits, <code><gNBIdLength></code> is a string containing a number <code>m</code> as digits, <code>m</code> being one of 18, 20, 21 or 22, and <code><eNBId></code> is a string containing digits for the number 0 to 2^m-1.</p> <p>NOTE 6: The maximum number of total RIM RS sequence within 10ms is 32 regardless single or two uplink-downlink period are configured in the 10ms..</p> <p>NOTE 7:</p> <ol style="list-style-type: none"> 1. The maximum number of consecutive uplink-downlink switching periods for repetition/near-far-functionality is 8 (the number can be either 2, 4, or 8) with near-far functionality and with repetition. 2. The maximum number of consecutive uplink-downlink switching periods for repetition is 4 (the number can be either 1, 2, or 4) without near-far functionality and with repetition only. 3. The maximum number of consecutive uplink-downlink switching periods is 2 with near-far functionality only and without repetition. <p>NOTE 8 (for information): "Not enough mitigation" means aggressor gNB needs to increase the interference mitigation level (i.e., further interference mitigation actions) (e.g., further reducing the DL transmission power on DL symbols at aggressor side), while "Enough mitigation" means aggressor gNB keeping the current interference mitigation level unchanged (i.e., no further interference mitigation actions) (e.g., remaining the DL transmission power on DL symbols unchanged at aggressor side).</p> <p>NOTE 9: Value <code>MS0P5</code> corresponds to 0.5 ms, <code>MS0P625</code> corresponds to 0.625 ms, <code>MS1</code> corresponds to 1 ms, <code>MS1P25</code> corresponds to 1.25 ms, and so on.</p> <p>NOTE 10: RIM RS-1, RIM-RS1, RIM RS1 is equivalent to RIM-RS type 1 (see 38.211 [32], clause 7.4.1.6) RIM RS-2, RIM-RS2, RIM RS2 is equivalent to RIM-RS type 2 (see 38.211 [32], clause 7.4.1.6).</p>		

4.5 Common notifications

4.5.1 Alarm notifications

This clause presents a list of notifications, defined in TS 28.532 [35], that an MnS consumer may receive. The notification header attribute `objectClass/objectInstance` shall capture the DN of an instance of a class defined in the present document.

Name	S	Notes
<code>notifyNewAlarm</code>	M	--
<code>notifyClearedAlarm</code>	M	--
<code>notifyAckStateChanged</code>	M	--
<code>notifyAlarmListRebuilt</code>	M	--

Name	S	Notes
notifyChangedAlarm	O	--
notifyCorrelatedNotificationChanged	O	--
notifyChangedAlarmGeneral	O	--
notifyComments	O	--
notifyPotentialFaultyAlarmList	O	--

4.5.2 Configuration notifications

This clause presents a list of notifications, defined in TS 28.532 [35], that an MnS consumer may receive. The notification header attribute `objectClass/objectInstance` shall capture the DN of an instance of a class defined in the present document.

Name	S	Notes
notifyMOICreation	O	--
notifyMOIDeletion	O	--
notifyMOIAttributeValueChanges	O	--
notifyMOIChanges	O	--
notifyEvent	O	--

4.5.3 Threshold Crossing notifications

This clause presents a list of notifications, defined in TS 28.532 [35], that an MnS consumer may receive. The notification header attribute `objectClass/objectInstance` shall capture the DN of an instance of a class defined in the present document.

Name	S	Notes
notifyThresholdCrossing	M	

5 Information Model definitions for 5GC NRM

5.1 Imported information entities and local labels

Label reference	Local label
TS 28.622 [30], IOC, SubNetwork	SubNetwork
TS 28.622 [30], IOC, ManagedElement	ManagedElement
TS 28.622 [30], IOC, ManagedFunction	ManagedFunction
TS 28.622 [30], IOC, EP_RP	EP_RP
TS 28.708 [21], IOC, ServingGWFunction	ServingGWFunction
TS 28.702 [20], IOC, SmsIwmscFunction	SmsIwmscFunction
TS 28.702 [20], IOC, SmsGmscFunction	SmsGmscFunction
TS 28.702 [20], IOC, GmlcFunction	GmlcFunction
TS 28.658 [19], dataType, PLMNId	PLMNId
TS 25.538 [79], IOC, EASFunction	EASFunction
TS 25.538 [79], IOC, EESFunction	EESFunction
TS 25.538 [79], IOC, ECSFunction	ECSFunction
TS 28.538 [79], datatype, ServingLocation	ServingLocation

5.2 Class diagram

5.2.1 Class diagram of 5GC NFs

5.2.1.1 Relationships

This clause depicts the set of classes (e.g. IOCs) that encapsulates the information relevant for NRM of 5GC NFs definitions. This clause provides the overview of the relationships of relevant classes in UML. Subsequent clauses provide more detailed specification of various aspects of these classes.

The Figure 5.2.1.1-1 shows the 5GC NF NRM containment/naming relationship.

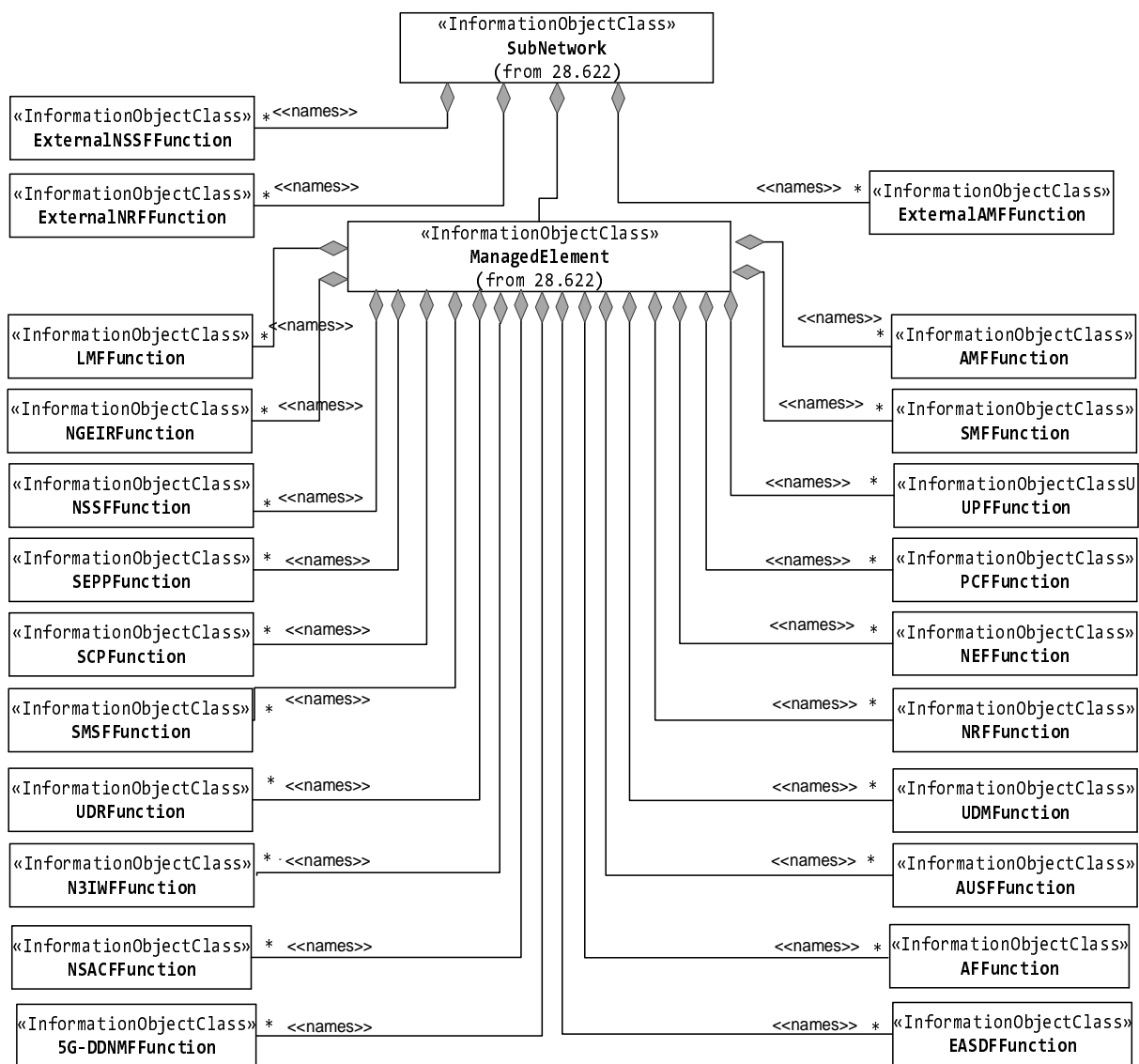


Figure 5.2.1.1-1: 5GC NRM containment/naming relationship

The Figure 5.2.1.1-2 shows the transport view of AMF NRM.

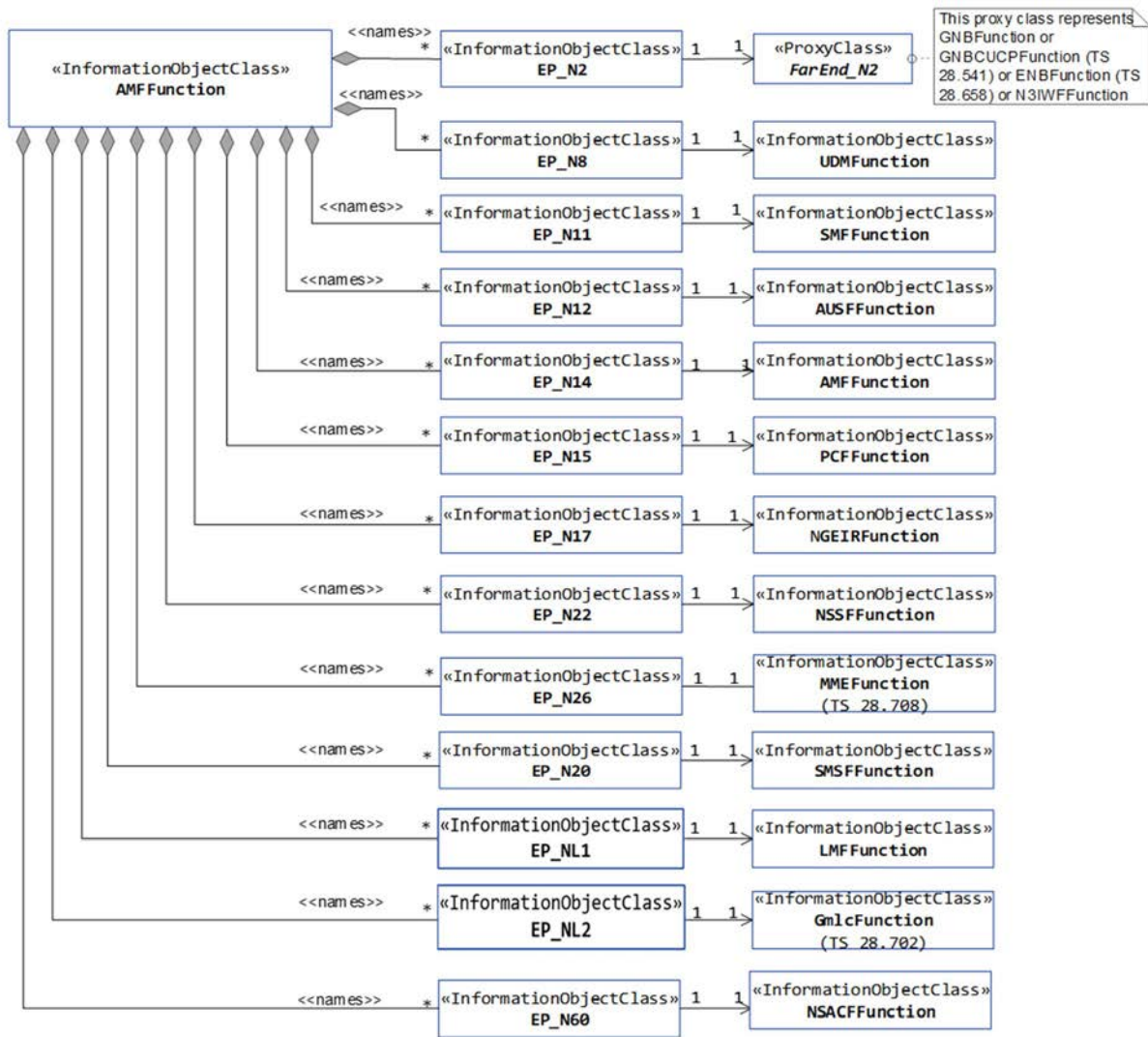


Figure 5.2.1.1-2: Transport view of AMF NRM

The Figure 5.2.1.1-3 shows the transport view of SMF NRM.

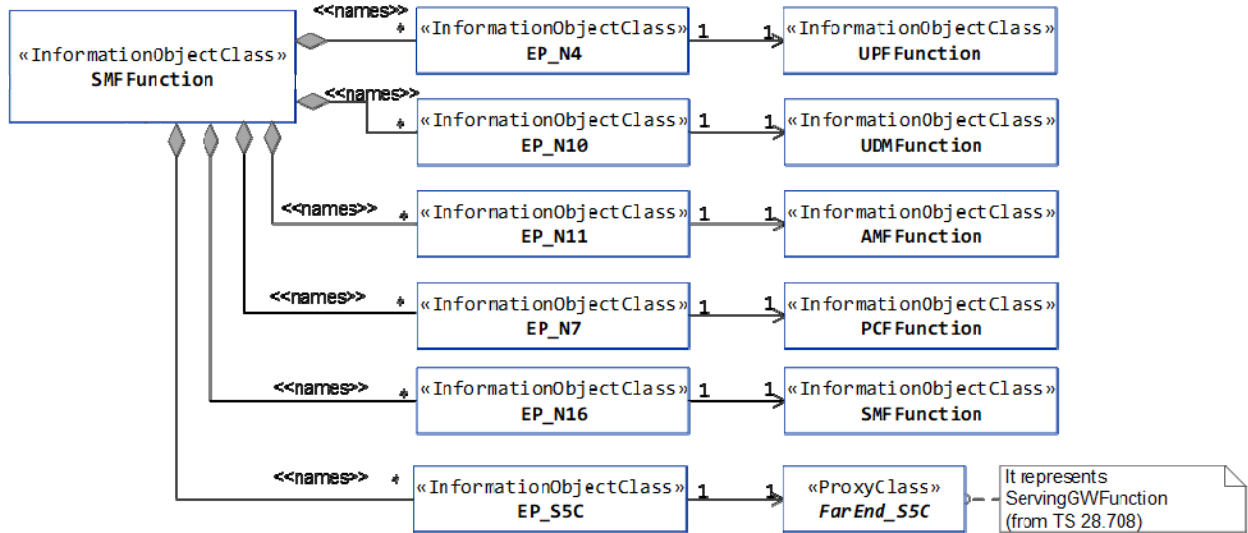


Figure 5.2.1.1-3: Transport view of SMF NRM

The Figure 5.2.1.1-4 shows the transport view of UPF NRM.

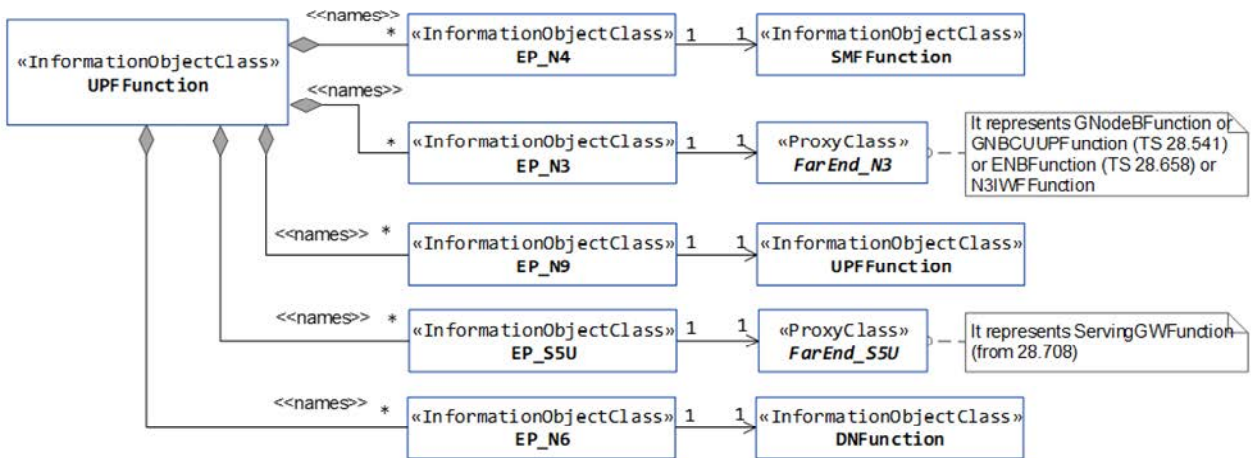


Figure 5.2.1.1-4: Transport view of UPF NRM

The Figure 5.2.1.1-5 shows the transport view of N3IWF NRM.

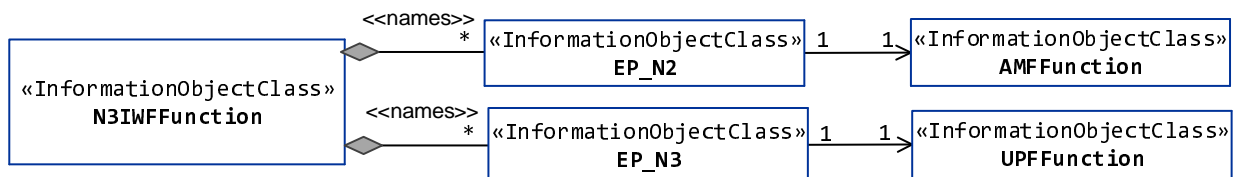


Figure 5.2.1.1-5: Transport view of N3IWF NRM

The Figure 5.2.1.1-6 shows the transport view of PCF NRM.

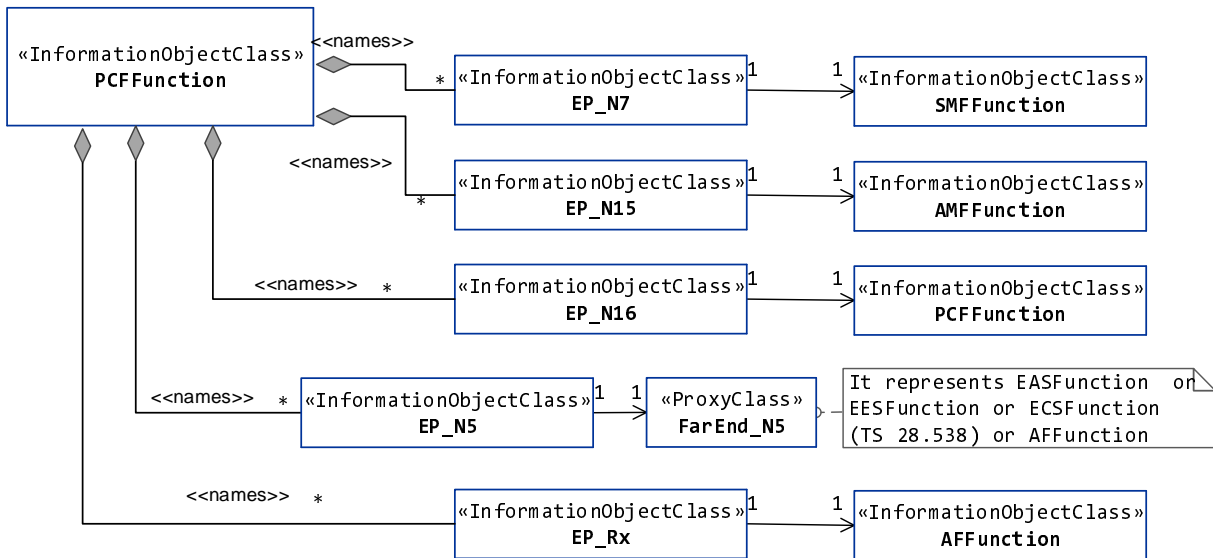


Figure 5.2.1.1-6: Transport view of PCF NRM

The Figure 5.2.1.1-7 shows the transport view of AUSF NRM.

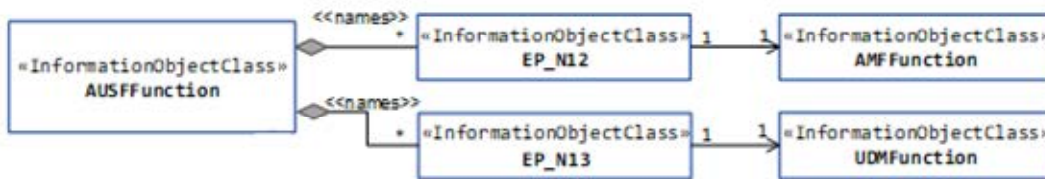


Figure 5.2.1.1-7: Transport view of AUSF NRM

The Figure 5.2.1.1-8 shows the transport view of UDM NRM.

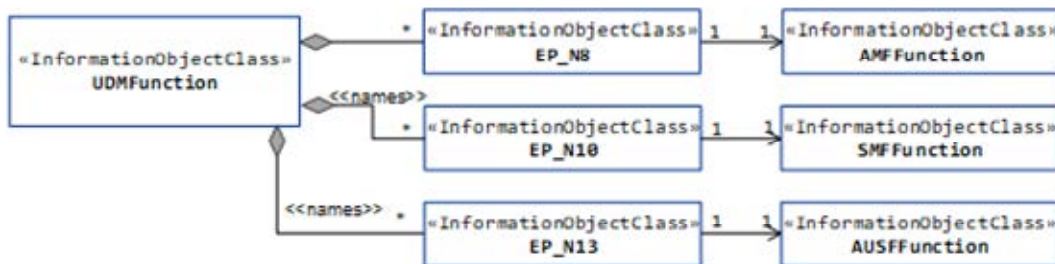


Figure 5.2.1.1-8: Transport view of UDM NRM

The Figure 5.2.1.1-9 shows the transport view of NRF NRM.

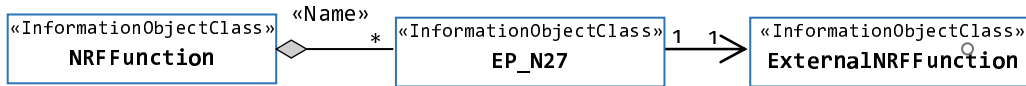


Figure 5.2.1.1-9: Transport view of NRF NRM

The Figure 5.2.1.1-10 shows the transport view of NSSF NRM.

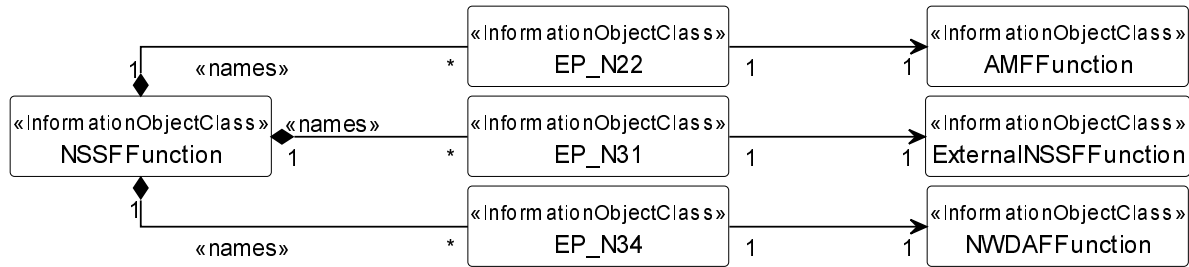


Figure 5.2.1.1-10: Transport view of NSSF NRM

The Figure 5.2.1.1-11 shows the transport view of SMSF NRM.

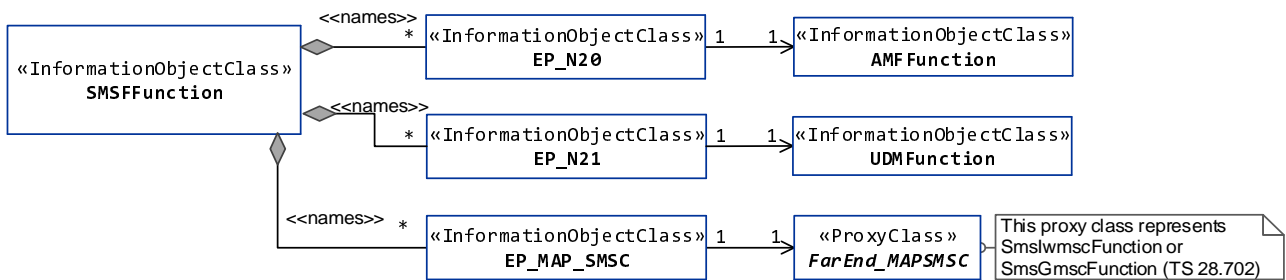


Figure 5.2.1.1-11: Transport view of SMSF NRM

The Figure 5.2.1.1-12 shows the transport view of 5G location service related NRM.

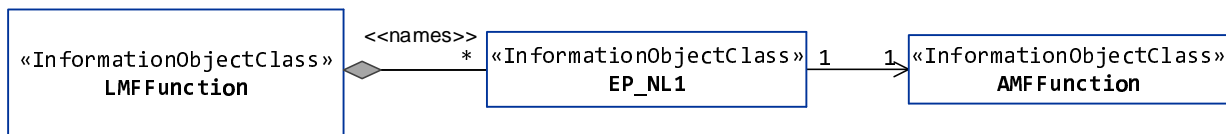


Figure 5.2.1.1-12: Transport view of LMF NRM

The Figure 5.2.1.1-13 shows the transport view of 5G-EIR NRM.

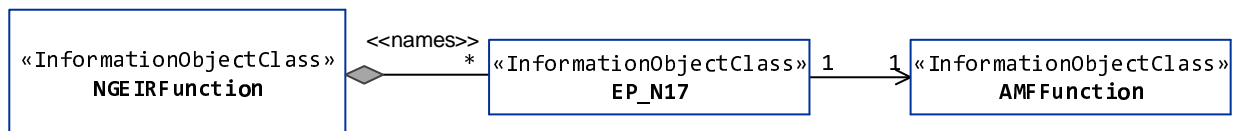


Figure 5.2.1.1-13: Transport view of 5G-EIR NRM

The Figure 5.2.1.1-14 shows the transport view of SEPP NRM.



Figure 5.2.1.1-14: Transport view of SEPP NRM

The Figure 5.2.1.1-15 shows the NRM fragment for control of QoS monitoring per QoS flow per UE.

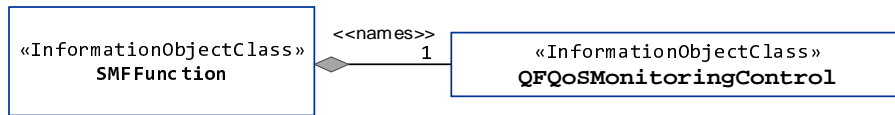


Figure 5.2.1.1-15: NRM fragment for control of QoS monitoring per QoS flow per UE

The Figure 5.2.1.1-16 shows the NRM fragment for control of GTP-U path QoS monitoring.

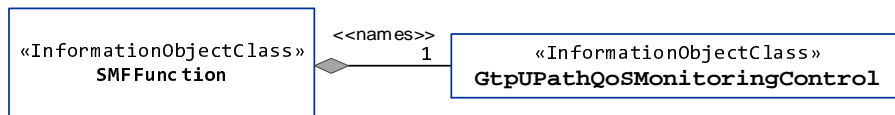


Figure 5.2.1.1-16: NRM fragment for control of GTP-U path QoS monitoring

The Figure 5.2.1.1-17 shows the NRM fragment for pre-configured 5QIs in 5GC.

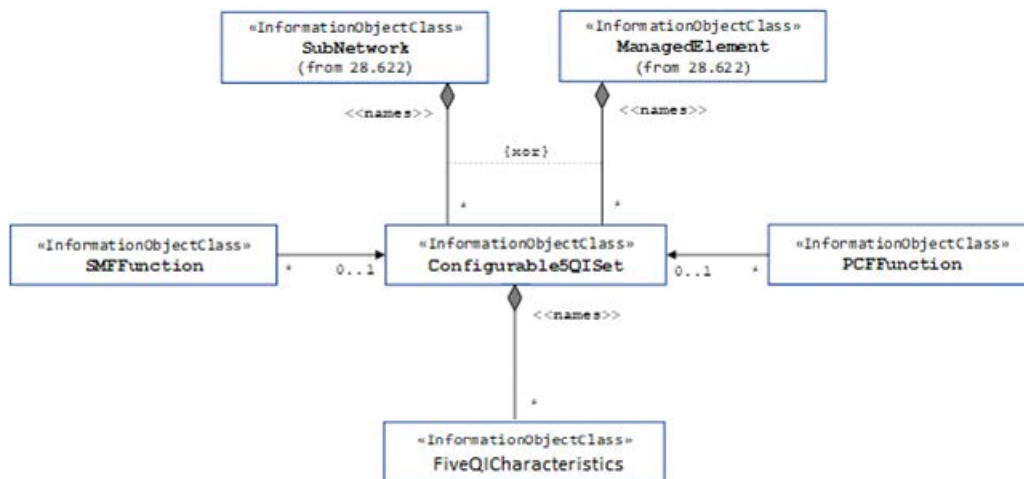


Figure 5.2.1.1-17: NRM fragment for pre-configured 5QIs in 5GC

The Figure 5.2.1.1-18 shows the NRM fragment for 5QI and DSCP mapping.

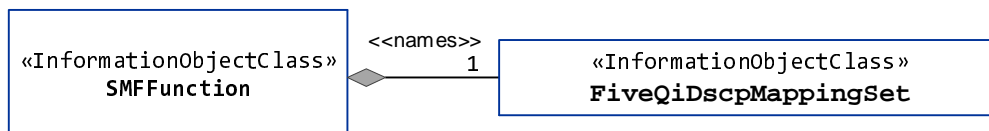


Figure 5.2.1.1-18: NRM fragment for 5QI and DSCP mapping.

The Figure 5.2.1.1-19 shows the NRM fragment for predefined PCC rule.

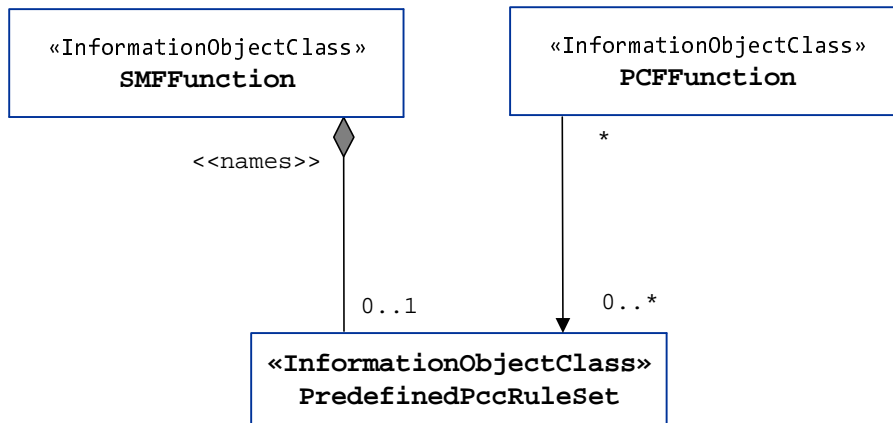


Figure 5.2.1.1-19: NRM fragment for predefined PCC rule

The Figure 5.2.1.1-20 shows the NRM fragment for dynamically assigned 5QIs in 5GC.

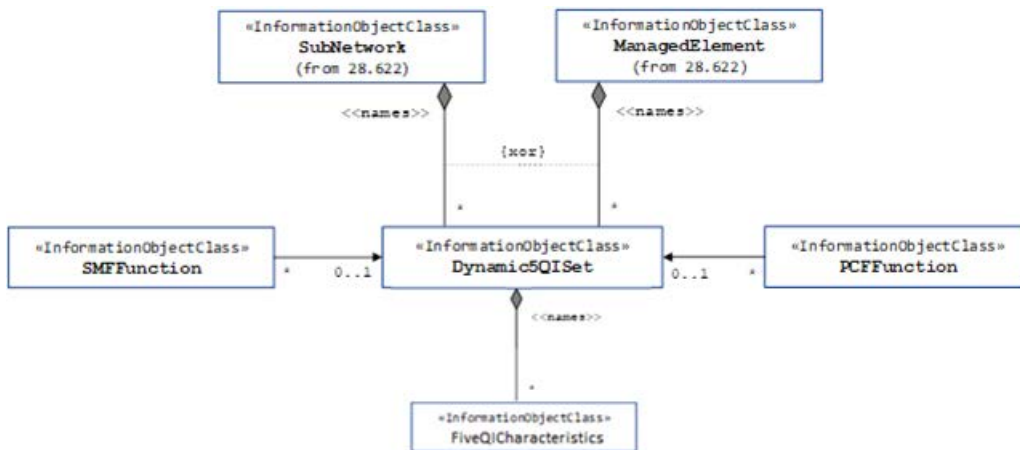


Figure 5.2.1.1-20: NRM fragment for dynamically assigned 5QIs in 5GC

The Figure 5.2.1.1-21 shows the transport view of NSACF NRM.

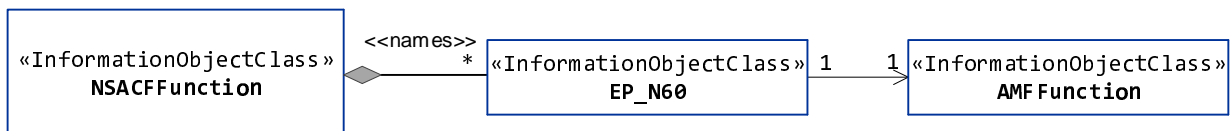


Figure 5.2.1.1-21: Transport view of NSACF NRM

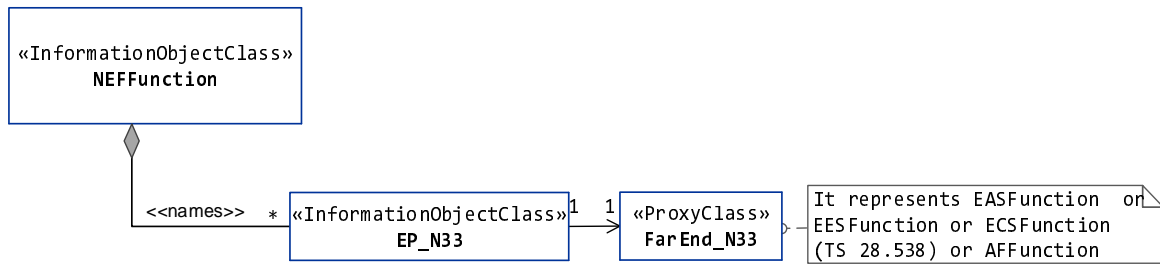


Figure 5.2.1.1-22: Transport view of NEF NRM

The Figure 5.2.1.1-23 shows the transport view of 5G DDNMF NRM.

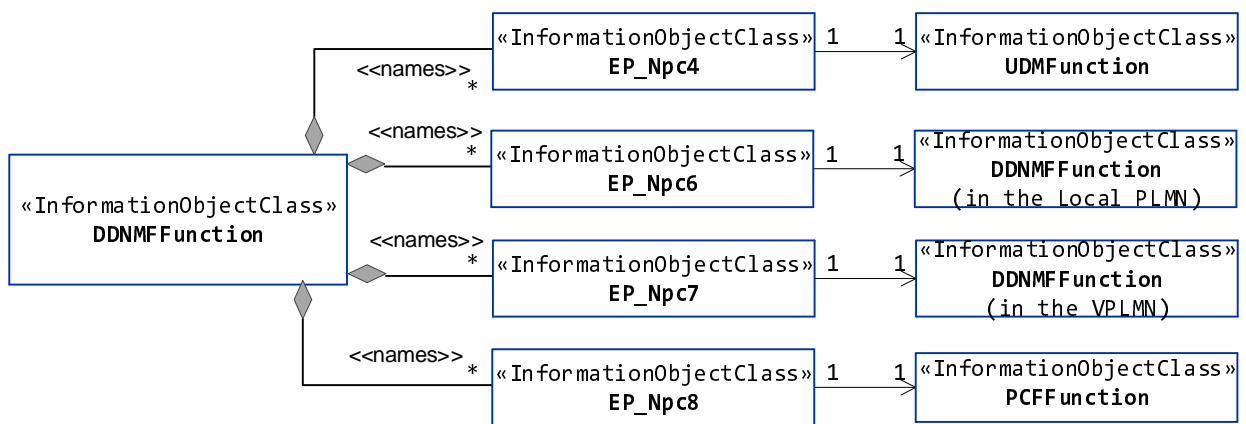


Figure 5.2.1.1-23: Transport view of 5G DDNMF NRM

The Figure 5.2.1.1-24 shows the transport view of 5G EASDF NRM.

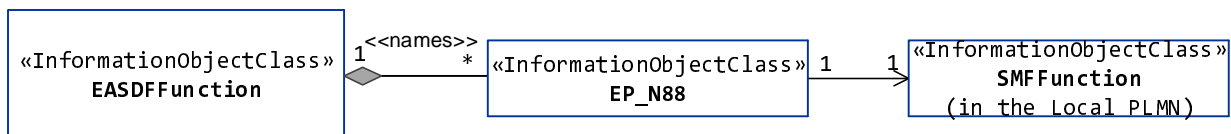


Figure 5.2.1.1-24: Transport view of 5G EASDF NRM

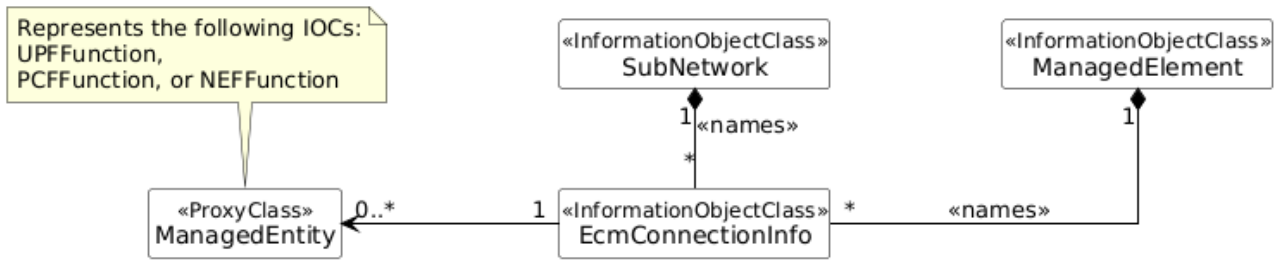


Figure 5.2.1.1-25: EcmConnectionInfo NRM

Figure 5.2.1.1-26 shows the NRM fragment for NWDAFFunction in 5GC.

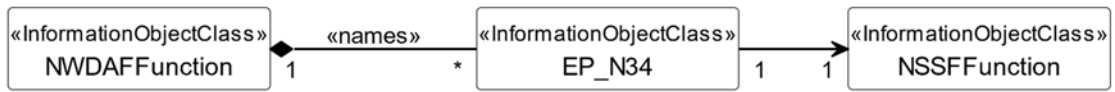


Figure 5.2.1.1-26: Transport view of NWDAFFunction NRM

5.2.1.2 Inheritance

This clause depicts the inheritance relationships that exist between IOCs.

Figure 5.2.1.2-1 shows the inheritance hierarchy from IOC ManagedFunction related to the 5GC NF NRM.

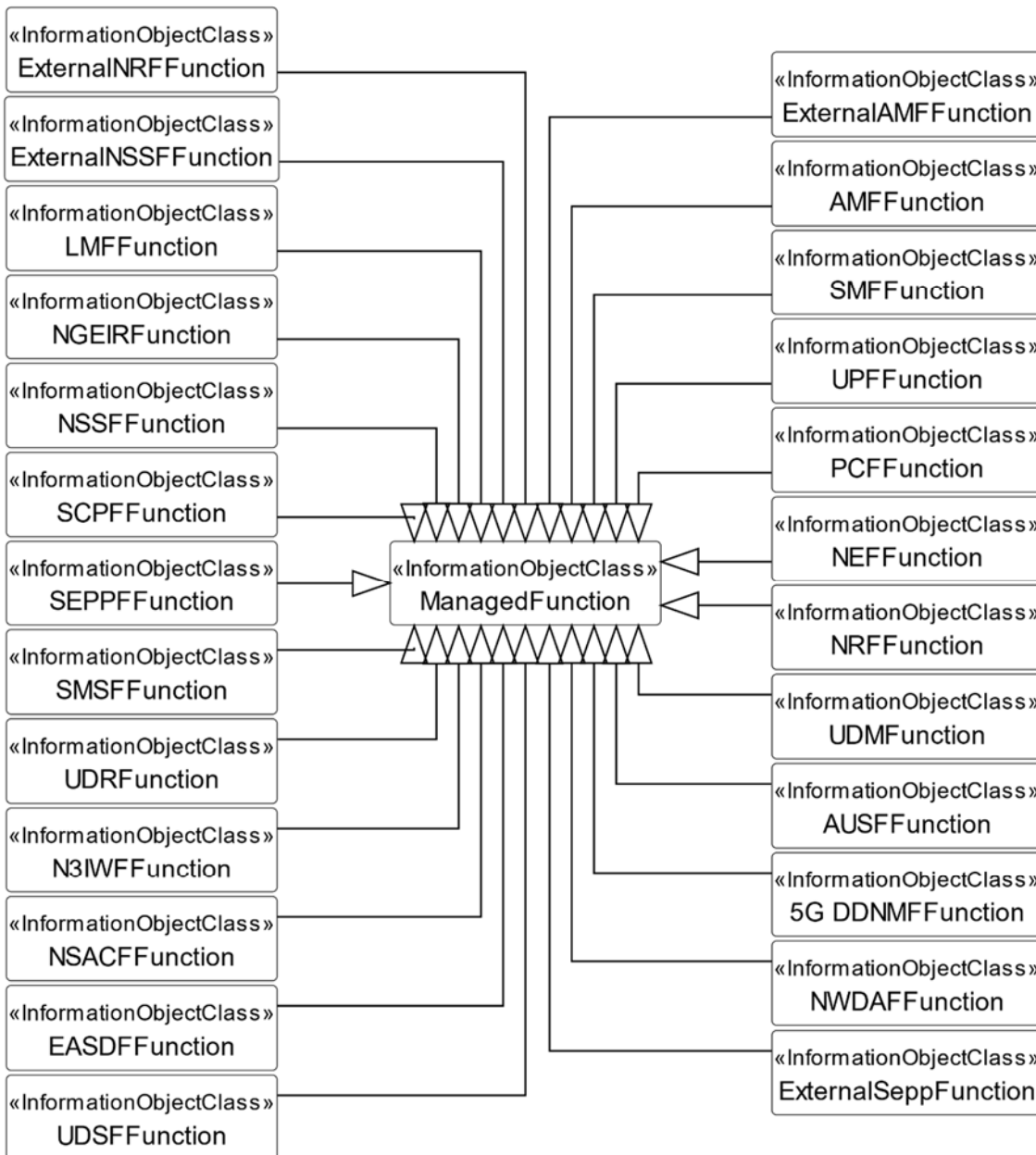


Figure 5.2.1.2-1: Inheritance hierarchy from IOC ManagedFunction related to the 5GC NF NRM

Figure 5.2.1.2-2 shows the inheritance hierarchy from IOC EP_RP related to 5GC NF NRM.

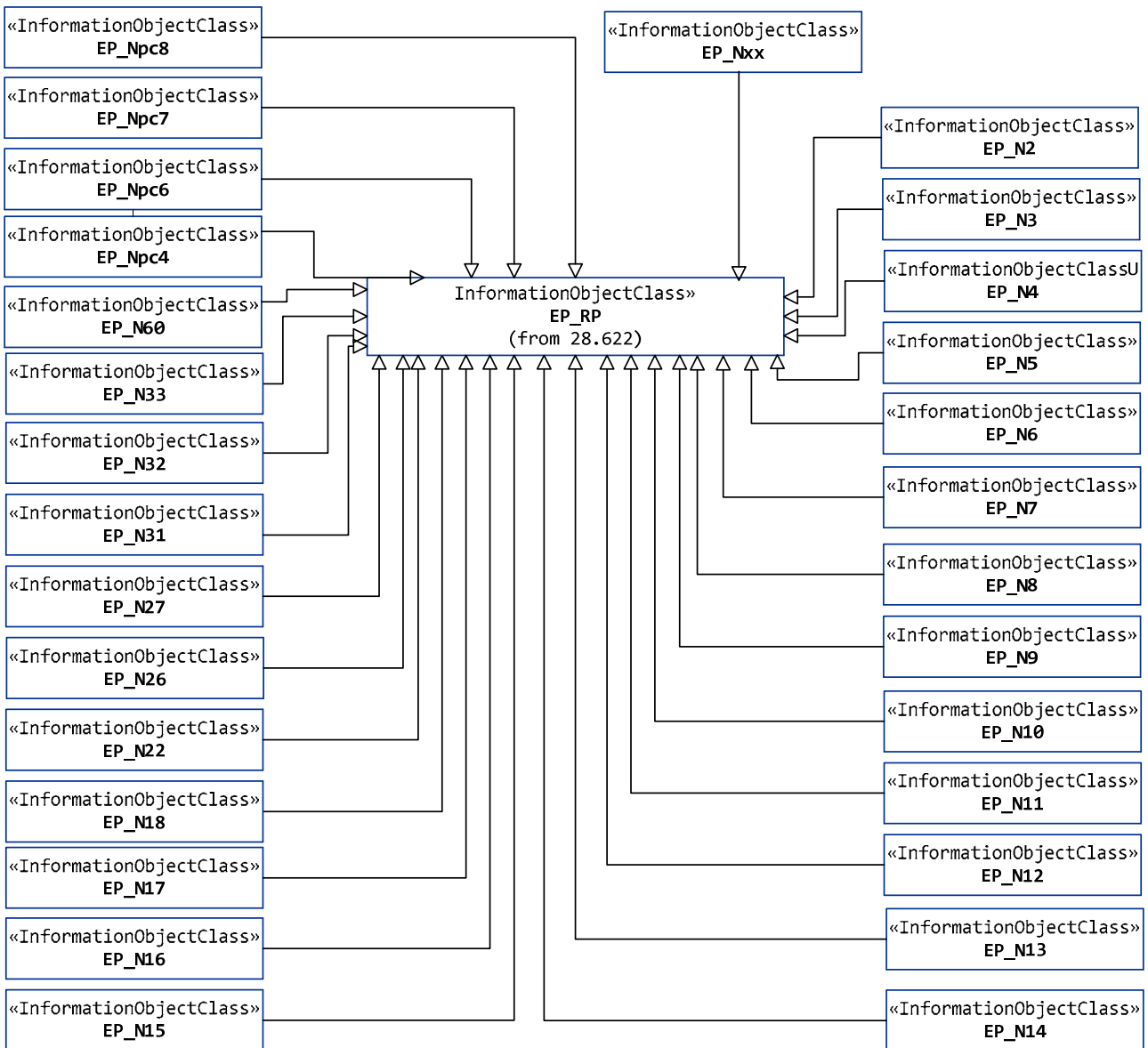


Figure 5.2.1.2-2: Inheritance hierarchy from IOC EP_RP related to the 5GC NF NRM

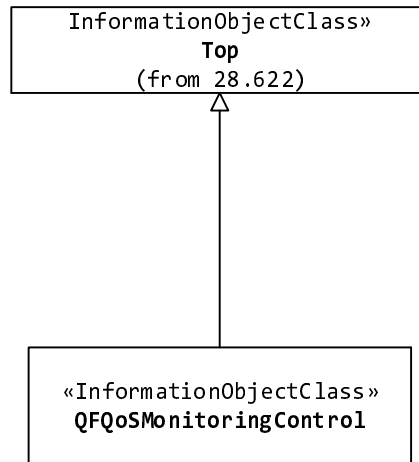


Figure 5.2.1.2-3: Inheritance hierarchy for IOC QFQoSMonitoringControl

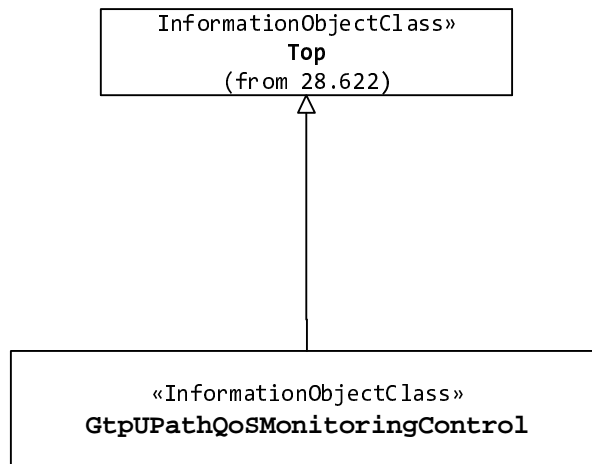


Figure 5.2.1.2-4: Inheritance hierarchy for IOC GtpUPathQoSMonitoringControl

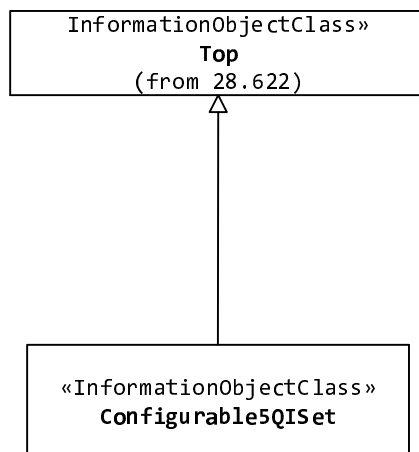


Figure 5.2.1.2-5: Inheritance hierarchy for IOC Configurable5QISet

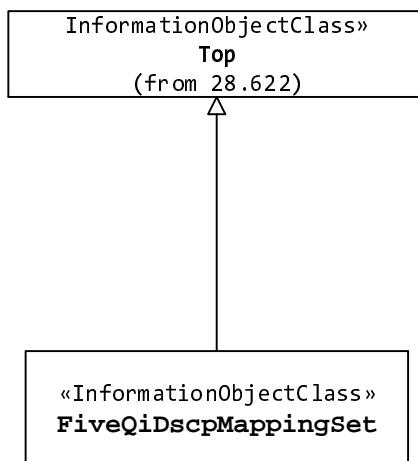


Figure 5.2.1.2-6: Inheritance hierarchy for IOC FiveQiDscpMapping

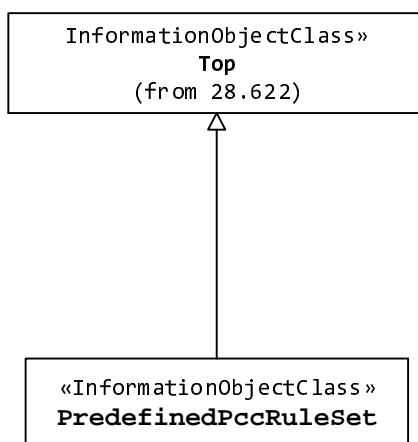


Figure 5.2.1.2-7: Inheritance hierarchy for predefined PCC rule modeling

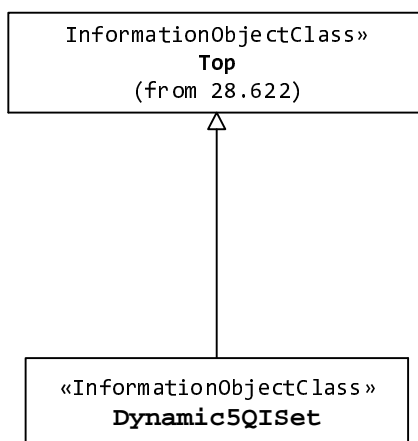


Figure 5.2.1.2-8: Inheritance hierarchy for IOC Dynamic5QISet

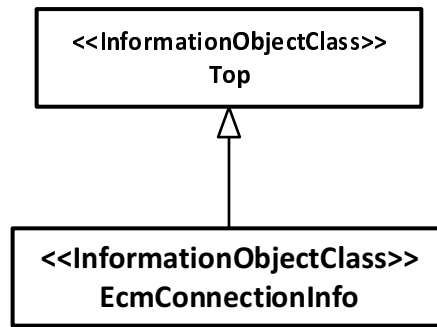


Figure 5.2.1.2-9: Inheritance hierarchy for EcmConnectionInfo

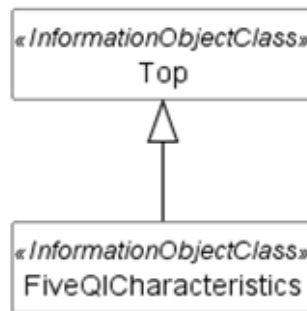


Figure 5.2.1.2-10: FiveQICharacteristics Inheritance

5.2.2 Class diagram of AMF Region/AMF Set

5.2.2.1 Relationships

This clause depicts the set of classes (e.g. IOCs) that encapsulates the information relevant for NRM of AMF Region/AMF Set definitions. This clause provides the overview of the relationships of relevant classes in UML. Subsequent clauses provide more detailed specification of various aspects of these classes.

The Figure 5.2.2.1-1 shows the AMF Region/AMF Set NRM containment/naming relationship.

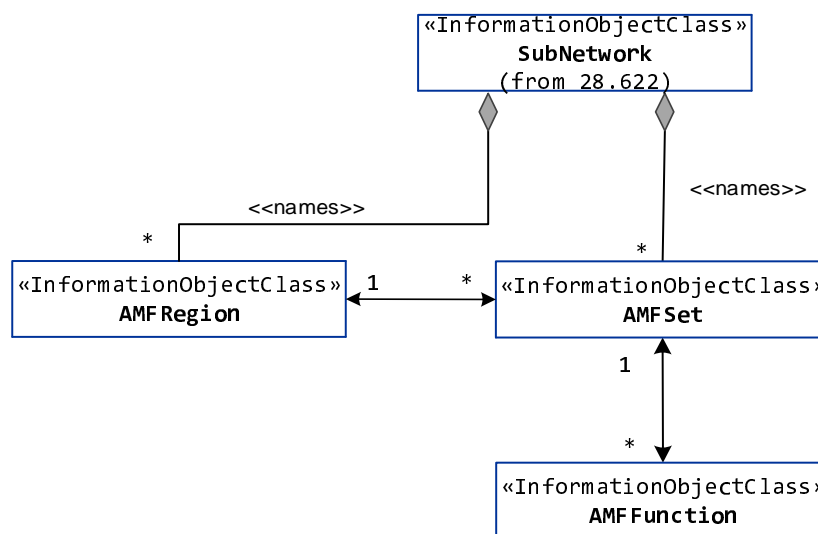


Figure 5.2.2.1-1: AMF Region/AMF Set NRM

5.2.2.2 Inheritance

This clause depicts the inheritance relationships that exist between IOCs.

Figure 5.2.2.2-1 shows the inheritance hierarchy from IOC ManagedFunction related to the AMF Region/AMF Set NRM.

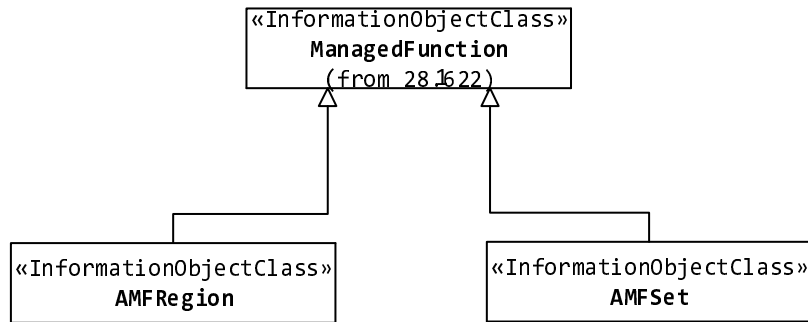


Figure 5.2.2.2-1: AMF Region/AMF Set Inheritance

5.3 Class definitions

5.3.1 AMFFunction

5.3.1.1 Definition

This IOC represents the AMF functionality in 5GC. For more information about the AMF, see 3GPP TS 23.501 [2].

5.3.1.2 Attributes

The AMFFunction IOC includes attributes inherited from ManagedFunction IOC (defined in TS 28.622[30]) and the following attributes:

Attribute name	S	isReadable	isWritable	isInvariant	isNotifyable
pLMNInfoList	M	T	T	F	T
amFIdentifier	M	T	T	F	T
sBIFQDN	M	T	T	F	T
taiList	O	T	T	F	T
taiRangeList	O	T	T	F	T
cNSIIDList	CM	T	F	F	T
gUAMIdList	M	T	F	F	T
backupInfoAmfFailure	O	T	T	F	T
backupInfoAmfRemoval	O	T	T	F	T
managedNFProfile	M	T	T	F	T
commModelList	M	T	T	F	T
Attribute related to role					
amFSetRef	M	T	T	F	T

5.3.1.3 Attribute constraints

Name	Definition
cNSIIDList S	Condition: Network slicing feature is supported and the NSI ID is configured for identifying the Core Network part of a Network Slice instance when multiple Network Slice instances of the same Network Slice are deployed, and there is a need to differentiate between them in the 5GC.

5.3.1.4 Notifications

The common notifications defined in subclause 5.5 are valid for this IOC, without exceptions or additions.

5.3.2 SMFFunction

5.3.2.1 Definition

This IOC represents the SMF function in 5GC. For more information about the SMF, see 3GPP TS 23.501 [2].

5.3.2.2 Attributes

The SMFFunction IOC includes attributes inherited from ManagedFunction IOC (defined in TS 28.622[30]) and the following attributes:

Attribute name	S	isReadable	isWritable	isInvariant	isNotifyable
pLMNInfoList	M	T	T	F	T
nRTAClist	M	T	T	F	T
sBIFQDN	M	T	T	F	T
sNssaiSmfInfoList	M	T	T	F	T
taiList	O	T	T	F	T
taiRangeList	O	T	T	F	T
pgwFqdn	O	T	T	F	T
pgwIpAddrList	O	T	T	F	T
accessType	O	T	T	F	T
priority	O	T	T	F	T
cNSIIdList	CM	T	F	F	T
vsmfSupportInd	O	T	T	F	T
pgwFqdnList	CM	T	T	F	T
managedNFProfile	M	T	T	F	T
commModelList	M	T	T	F	T
Attribute related to role					
configurable5QISetRef	O	T	T	F	T
dynamic5QISetRef	O	T	F	F	T

5.3.2.3 Attribute constraints

Name	Definition
cNSIIdList S	Condition: Network slicing feature is supported.
pgwFqdnList S	Condition: Present if pgwFqdn attribute is present.

5.3.2.4 Notifications

The common notifications defined in subclause 5.5 are valid for this IOC, without exceptions or additions.

5.3.3 UPFFunction

5.3.3.1 Definition

This IOC represents the UPF function in 5GC. For more information about the UPF, see 3GPP TS 23.501 [2].

5.3.3.2 Attributes

The UPFunction IOC includes attributes inherited from ManagedFunction IOC (defined in TS 28.622[30]) and the following attributes:

Attribute name	S	isReadable	isWritable	isInvariant	isNotifyable
pLMNIdList	M	T	T	F	T
nRTACList	M	T	T	F	T
sNSSAList	CM	T	T	F	T
managedNFProfile	M	T	T	F	T
supportedBMOList	O	T	T	F	T

5.3.3.3 Attribute constraints

Name	Definition
sNSSAList CM S	The condition is "network slicing feature is supported".

5.3.3.4 Notifications

The common notifications defined in subclause 5.5 are valid for this IOC, without exceptions or additions.

5.3.4 N3IWFFunction

5.3.4.1 Definition

This IOC represents the N3IWF function which is used to enable non-3GPP access networks connected to the 5GC. For more information about the N3IWF, see 3GPP TS 23.501 [2].

5.3.4.2 Attributes

The N3IWFFunction IOC includes attributes inherited from ManagedFunction IOC (defined in TS 28.622[30]) and the following attributes:

Attribute name	S	isReadable	isWritable	isInvariant	isNotifyable
pLMNIdList	M	T	T	F	T
commModelList	M	T	T	F	T

5.3.4.3 Attribute constraints

None.

5.3.4.4 Notifications

The common notifications defined in subclause 5.5 are valid for this IOC, without exceptions or additions.

5.3.5 PCFFunction

5.3.5.1 Definition

This IOC represents the PCF function in 5GC. For more information about the PCF, see 3GPP TS 23.501 [2].

5.3.5.2 Attributes

The PCFunction IOC includes attributes inherited from ManagedFunction IOC (defined in TS 28.622[30]) and the following attributes:

Attribute name	S	isReadable	isWritable	isInvariant	isNotifiable
pLMNidList	M	T	T	F	T
sBIFQDN	M	T	T	F	T
sNSSAIIList	CM	T	T	F	T
managedNFProfile	M	T	T	F	T
commModelList	M	T	T	F	T
supportedBMOList	O	T	T	F	T
Attribute related to role					
configurable5QISetRef	O	T	T	F	T
dynamic5QISetRef	O	T	F	F	T
predefinedPccRuleSetRefs	O	T	T	F	T

5.3.5.3 Attribute constraints

Name	Definition
sNSSAIIList S	Condition: network slicing feature is supported.

5.3.5.4 Notifications

The common notifications defined in subclause 5.5 are valid for this IOC, without exceptions or additions.

5.3.6 AUSFunction

5.3.6.1 Definition

This IOC represents the AUSF function in 5GC. For more information about the AUSF, see 3GPP TS 23.501 [2].

5.3.6.2 Attributes

The AUSFunction IOC includes attributes inherited from ManagedFunction IOC (defined in TS 28.622[30]) and the following attributes:

Attribute name	S	isReadable	isWritable	isInvariant	isNotifiable
pLMNidList	M	T	T	F	T
sBIFQDN	M	T	T	F	T
sNSSAIIList	CM	T	T	F	T
managedNFProfile	M	T	T	F	T
commModelList	M	T	T	F	T

5.3.6.3 Attribute constraints

Name	Definition
sNSSAIIList S	Condition: Network slicing feature is supported.

5.3.6.4 Notifications

The common notifications defined in subclause 5.5 are valid for this IOC, without exceptions or additions.

5.3.7 UDMFunction

5.3.7.1 Definition

This IOC represents the UDM function in 5GC. For more information about the UDM, see 3GPP TS 23.501 [2].

5.3.7.2 Attributes

The UDMFunction IOC includes attributes inherited from ManagedFunction IOC (defined in TS 28.622[30]) and the following attributes:

Attribute name	S	isReadable	isWritable	isInvariant	isNotifyable
pLMNIdList	M	T	T	F	T
sBIFQDN	M	T	T	F	T
sNSSAIList	CM	T	T	F	T
managedNFProfile	M	T	T	F	T
commModelList	M	T	T	F	T
eCSAddrConfigInfo	O	T	T	F	T

5.3.5.3 Attribute constraints

Name	Definition
sNSSAIList S	Condition: network slicing feature is supported.

5.3.5.4 Notifications

The common notifications defined in subclause 5.5 are valid for this IOC, without exceptions or additions.

5.3.8 UDRFunction

5.3.8.1 Definition

This IOC represents the UDR function in 5GC. For more information about the UDR, see 3GPP TS 23.501 [2].

5.3.8.2 Attributes

The UDRFunction IOC includes attributes inherited from ManagedFunction IOC (defined in TS 28.622[30]) and the following attributes:

Attribute name	S	isReadable	isWritable	isInvariant	isNotifyable
pLMNIdList	M	T	T	F	T
sBIFQDN	M	T	T	F	T
sNSSAIList	CM	T	T	F	T
managedNFProfile	M	T	T	F	T

5.3.8.3 Attribute constraints

Name	Definition
sNSSAIList S	Condition: Network slicing feature is supported.

5.3.8.4 Notifications

The common notifications defined in subclause 5.5 are valid for this IOC, without exceptions or additions.

5.3.9 UDSFFunction

5.3.9.1 Definition

This IOC represents the UDSF function which can be interacted with any other 5GC NF defined in 3GPP TS 23.501 [2]. For more information about the UDSF, see 3GPP TS 23.501 [2].

5.3.9.2 Attributes

The UDSFFunction IOC includes attributes inherited from ManagedFunction IOC (defined in TS 28.622[30]) and the following attributes:

Attribute name	S	isReadable	isWritable	isInvariant	isNotifiable
pLMNIdList	M	T	T	F	T
sBIFQDN	M	T	T	F	T
sNSSAIList	CM	T	T	F	T
managedNFProfile	M	T	T	F	T

5.3.9.3 Attribute constraints

Name	Definition
sNSSAIList S	Condition: Network slicing feature is supported.

5.3.9.4 Notifications

The common notifications defined in subclause 5.5 are valid for this IOC, without exceptions or additions.

5.3.10 NRFFunction

5.3.10.1 Definition

This IOC represents the NRF function in 5GC. For more information about the NRF, see 3GPP TS 23.501 [2].

5.3.10.2 Attributes

The NRFFunction IOC includes attributes inherited from ManagedFunction IOC (defined in TS 28.622[30]) and the following attributes:

Attribute name	S	isReadable	isWritable	isInvariant	isNotifiable
pLMNIdList	M	T	T	F	T
sBIFQDN	M	T	T	F	T

sNSSAIList	CM	T	T	F	T
nFProfileList	CM	T	T	F	T
cNSIIdList	CO	T	T	F	T

5.3.10.3 Attribute constraints

Name	Definition
sNSSAIList S	Condition: network slicing feature is supported.
nFProfileList S	Condition: NF profile is registered and deregistered by management system.
cNSIIdList S	Condition: Network slicing feature is supported and the NSI ID is configured for identifying the Core Network part of a Network Slice instance when multiple Network Slice instances of the same Network Slice are deployed, and there is a need to differentiate between them in the 5GC.

5.3.10.4 Notifications

The common notifications defined in subclause 5.5 are valid for this IOC, without exceptions or additions.

5.3.11 NSSFFunction

5.3.11.1 Definition

This IOC represents the NSSF function in 5GC. For more information about the NSSF, see 3GPP TS 23.501 [2].

5.3.11.2 Attributes

The NSSFFunction IOC includes attributes inherited from ManagedFunction IOC (defined in TS 28.622[30]) and the following attributes:

Attribute name	S	isReadable	isWritable	isInvariant	isNotifiable
pLMNIdList	M	T	T	F	T
sBIFQDN	M	T	T	F	T
sNSSAIList	M	T	T	F	T
cNSIIdList	O	T	T	F	T
managedNFProfile	M	T	T	F	T
commModelList	M	T	T	F	T

5.3.11.3 Attribute constraints

None.

5.3.11.4 Notifications

The common notifications defined in subclause 5.5 are valid for this IOC, without exceptions or additions.

5.3.12 AFFunction

5.3.12.1 Definition

This IOC is defined for only purpose to describe the IOCs representing its interaction interface with 5GC (i.e. EP_Rx and EP_N5). It has no any attributes defined.

5.3.13 DNFunction

5.3.13.1 Definition

This IOC is defined for only purpose to describe the IOCs representing Data Network (DN) interaction interface with 5GC (i.e. EP_N6). It has no any attributes defined.

5.3.14 SMSFFunction

5.3.14.1 Definition

This IOC represents the SMSF function defined in 3GPP TS 23.501 [2].

5.3.14.2 Attributes

The SMSFFunction IOC includes attributes inherited from ManagedFunction IOC (defined in TS 28.622[30]) and the following attributes:

Attribute name	S	isReadable	isWritable	isInvariant	isNotifiable
pLMNidList	M	T	T	F	T
managedNFProfile	M	T	T	F	T
commModelList	M	T	T	F	T

5.3.14.3 Attribute constraints

None.

5.3.14.4 Notifications

The common notifications defined in subclause 5.5 are valid for this IOC, without exceptions or additions.

5.3.15 LMFunction

5.3.15.1 Definition

This IOC represents the LMF function defined in 3GPP TS 23.501 [2].

5.3.15.2 Attributes

The LMFunction IOC includes attributes inherited from ManagedFunction IOC (defined in TS 28.622[30]) and the following attributes:

Attribute name	S	isReadable	isWritable	isInvariant	isNotifiable
pLMNidList	M	T	T	F	T
managedNFProfile	M	T	T	F	T
commModelList	M	T	T	F	T

5.3.15.3 Attribute constraints

None.

5.3.15.4 Notifications

The common notifications defined in subclause 5.5 are valid for this IOC, without exceptions or additions.

5.3.16 NGEIRFunction

5.3.16.1 Definition

This IOC represents the 5G-EIR function in 5GC. For more information about the 5G-EIR, see 3GPP TS 23.501 [2].

5.3.16.2 Attributes

The NGEIRFunction IOC includes attributes inherited from ManagedFunction IOC (defined in TS 28.622[30]) and the following attributes:

Attribute name	S	isReadable	isWritable	isInvariant	isNotifyable
pLMNIdList	M	T	T	F	T
sNSSAList	CM	T	T	F	T
managedNFProfile	M	T	T	F	T
commModelList	M	T	T	F	T

5.3.16.3 Attribute constraints

Name	Definition
sNSSAList S	Condition: network slicing feature is supported.

5.3.16.4 Notifications

The common notifications defined in subclause 5.5 are valid for this IOC, without exceptions or additions.

5.3.17 SEPPFunction

5.3.17.1 Definition

This IOC represents the SEPP function which support message filtering and policing on inter-PLMN control plane interface. For more information about the SEPP, see 3GPP TS 23.501 [2].

5.3.17.2 Attributes

The SEPPFunction IOC includes attributes inherited from ManagedFunction IOC (defined in TS 28.622[30]) and the following attributes:

Attribute name	S	isReadable	isWritable	isInvariant	isNotifyable
pLMNId	M	T	F	T	T
sEPPTType	M	T	F	T	T
sEPPIId	M	T	F	T	T
fqdn	M	T	T	F	T

5.3.17.3 Attribute constraints

None.

5.3.17.4 Notifications

The common notifications defined in subclause 5.5 are valid for this IOC, without exceptions or additions.

5.3.18 NWDAFFunction

5.3.18.1 Definition

This IOC represents the NWDAF function in 5GC. For more information about the NWDAF, see 3GPP TS 23.501 [2].

5.3.18.2 Attributes

The NWDAFFunction IOC includes attributes inherited from ManagedFunction IOC (defined in TS 28.622[30]) and the following attributes:

Attribute name	S	isReadable	isWritable	isInvariant	isNotifiable
pLMNIdList	M	T	T	F	T
sBIFQDN	M	T	T	F	T
sNSSAIIList	CM	T	T	F	T
managedNFProfile	M	T	T	F	T
commModelList	M	T	T	F	T
networkSliceInfoList	CM	T	T	T	T

5.3.18.3 Attribute constraints

Name	Definition
sNSSAIIList S	Condition: Network slicing feature is supported.
networkSliceInfoList S	Condition: Network slicing feature is supported and the NWDAF is allowed authorized to collect the management data of the network slices.

5.3.18.4 Notifications

The common notifications defined in subclause 5.5 are valid for this IOC, without exceptions or additions.

5.3.19 EP_N2

5.3.19.1 Definition

This IOC represents the N2 interface between (R)AN and AMF, which is defined in 3GPP TS 23.501 [2].

5.3.19.2 Attributes

The EP_N2 IOC includes attributes inherited from EP_RP IOC (defined in TS 28.622[30]) and the following attributes:

Attribute name	S	isReadable	isWritable	isInvariant	isNotifiable
localAddress	O	T	T	F	T

remoteAddress	O	T	T	F	T
---------------	---	---	---	---	---

5.3.19.3 Attribute constraints

None.

5.3.19.4 Notifications

The common notifications defined in subclause 5.5 are valid for this IOC, without exceptions or additions.

5.3.20 EP_N3

5.3.20.1 Definition

This IOC represents the N3 interface between (R)AN and UPF, which is defined in 3GPP TS 23.501 [2].

5.3.20.2 Attributes

The EP_N3 IOC includes attributes inherited from EP_RP IOC (defined in TS 28.622[30]) and the following attributes:

Attribute name	S	isReadable	isWritable	isInvariant	isNotifiable
localAddress	O	T	T	F	T
remoteAddress	O	T	T	F	T
Attribute related to role					
epTransportRef	O	T	F	F	T

5.3.20.3 Attribute constraints

None.

5.3.20.4 Notifications

The common notifications defined in subclause 5.5 are valid for this IOC, without exceptions or additions.

5.3.21 EP_N4

5.3.21.1 Definition

This IOC represents the N4 interface between SMF and UPF, which is defined in 3GPP TS 23.501 [2].

5.3.21.2 Attributes

The EP_N4 IOC includes attributes inherited from EP_RP IOC (defined in TS 28.622[30]) and the following attributes:

Attribute name	S	isReadable	isWritable	isInvariant	isNotifiable
localAddress	O	T	T	F	T
remoteAddress	O	T	T	F	T

5.3.21.3 Attribute constraints

None.

5.3.21.4 Notifications

The common notifications defined in subclause 5.5 are valid for this IOC, without exceptions or additions.

5.3.22 EP_N5

5.3.22.1 Definition

This IOC represents the N5 interface between PCF and AF, which is defined in 3GPP TS 23.501 [2].

5.3.22.2 Attributes

The EP_N5 IOC includes attributes inherited from EP_RP IOC (defined in TS 28.622[30]) and the following attributes:

Attribute name	S	isReadable	isWritable	isInvariant	isNotifyable
localAddress	O	T	T	F	T
remoteAddress	O	T	T	F	T

5.3.22.3 Attribute constraints

None.

5.3.22.4 Notifications

The common notifications defined in subclause 5.5 are valid for this IOC, without exceptions or additions.

5.3.23 EP_N6

5.3.23.1 Definition

This IOC represents the N6 interface between UPF and DN, which is defined in 3GPP TS 23.501 [2].

5.3.23.2 Attributes

The EP_N6 IOC includes attributes inherited from EP_RP IOC (defined in TS 28.622[30]) and the following attributes:

Attribute name	S	isReadable	isWritable	isInvariant	isNotifyable
localAddress	O	T	T	F	T
remoteAddress	O	T	T	F	T

5.3.23.3 Attribute constraints

None.

5.3.23.4 Notifications

The common notifications defined in subclause 5.5 are valid for this IOC, without exceptions or additions.

5.3.24 EP_N7

5.3.24.1 Definition

This IOC represents the N7 interface between SMF and PCF, which is defined in 3GPP TS 23.501 [2].

5.3.24.2 Attributes

The EP_N7 IOC includes attributes inherited from EP_RP IOC (defined in TS 28.622[30]) and the following attributes:

Attribute name	S	isReadable	isWritable	isInvariant	isNotifyable
localAddress	O	T	T	F	T
remoteAddress	O	T	T	F	T

5.3.24.3 Attribute constraints

None.

5.3.24.4 Notifications

The common notifications defined in subclause 5.5 are valid for this IOC, without exceptions or additions.

5.3.25 EP_N8

5.3.25.1 Definition

This IOC represents the N8 interface between AMF and UDM, which is defined in 3GPP TS 23.501 [2].

5.3.25.2 Attributes

The EP_N8 IOC includes attributes inherited from EP_RP IOC (defined in TS 28.622[30]) and the following attributes:

Attribute name	S	isReadable	isWritable	isInvariant	isNotifyable
localAddress	O	T	T	F	T
remoteAddress	O	T	T	F	T

5.3.25.3 Attribute constraints

None.

5.3.25.4 Notifications

The common notifications defined in subclause 5.5 are valid for this IOC, without exceptions or additions.

5.3.26 EP_N9

5.3.26.1 Definition

This IOC represents the N7 interface between two UPFs, which is defined in 3GPP TS 23.501 [2].

5.3.26.2 Attributes

The EP_N9 IOC includes attributes inherited from EP_RP IOC (defined in TS 28.622[30]) and the following attributes:

Attribute name	S	isReadable	isWritable	isInvariant	isNotifyable
localAddress	O	T	T	F	T
remoteAddress	O	T	T	F	T

5.3.26.3 Attribute constraints

None.

5.3.26.4 Notifications

The common notifications defined in subclause 5.5 are valid for this IOC, without exceptions or additions.

5.3.27 EP_N10

5.3.27.1 Definition

This IOC represents the N10 interface between SMF and UDM, which is defined in 3GPP TS 23.501 [2].

5.3.27.2 Attributes

The EP_N10 IOC includes attributes inherited from EP_RP IOC (defined in TS 28.622[30]) and the following attributes:

Attribute name	S	isReadable	isWritable	isInvariant	isNotifyable
localAddress	O	T	T	F	T
remoteAddress	O	T	T	F	T

5.3.27.3 Attribute constraints

None.

5.3.27.4 Notifications

The common notifications defined in subclause 5.5 are valid for this IOC, without exceptions or additions.

5.3.28 EP_N11

5.3.28.1 Definition

This IOC represents the N11 interface between AMF and SMF, which is defined in 3GPP TS 23.501 [2].

5.3.28.2 Attributes

The EP_N11 IOC includes attributes inherited from EP_RP IOC (defined in TS 28.622[30]) and the following attributes:

Attribute name	S	isReadable	isWritable	isInvariant	isNotifyable
----------------	---	------------	------------	-------------	--------------

localAddress	O	T	T	F	T
remoteAddress	O	T	T	F	T

5.3.28.3 Attribute constraints

None.

5.3.28.4 Notifications

The common notifications defined in subclause 5.5 are valid for this IOC, without exceptions or additions.

5.3.29 EP_N12

5.3.29.1 Definition

This IOC represents the N12 interface between AMF and AUSF, which is defined in 3GPP TS 23.501 [2].

5.3.29.2 Attributes

The EP_N12 IOC includes attributes inherited from EP_RP IOC (defined in TS 28.622[30]) and the following attributes:

Attribute name	S	isReadable	isWritable	isInvariant	isNotifyable
localAddress	O	T	T	F	T
remoteAddress	O	T	T	F	T

5.3.29.3 Attribute constraints

None.

5.3.29.4 Notifications

The common notifications defined in subclause 5.5 are valid for this IOC, without exceptions or additions.

5.3.30 EP_N13

5.3.30.1 Definition

This IOC represents the N13 interface between AUSF and UDM, which is defined in 3GPP TS 23.501 [2].

5.3.30.2 Attributes

The EP_N13 IOC includes attributes inherited from EP_RP IOC (defined in TS 28.622[30]) and the following attributes:

Attribute name	S	isReadable	isWritable	isInvariant	isNotifyable
localAddress	O	T	T	F	T
remoteAddress	O	T	T	F	T

5.3.30.3 Attribute constraints

None.

5.3.30.4 Notifications

The common notifications defined in subclause 5.5 are valid for this IOC, without exceptions or additions.

5.3.31 EP_N14

5.3.31.1 Definition

This IOC represents the N14 interface between two AMFs, which is defined in 3GPP TS 23.501 [2].

5.3.31.2 Attributes

The EP_N14 IOC includes attributes inherited from EP_RP IOC (defined in TS 28.622[30]) and the following attributes:

Attribute name	S	isReadable	isWritable	isInvariant	isNotifyable
localAddress	O	T	T	F	T
remoteAddress	O	T	T	F	T

5.3.31.3 Attribute constraints

None.

5.3.31.4 Notifications

The common notifications defined in subclause 5.5 are valid for this IOC, without exceptions or additions.

5.3.32 EP_N15

5.3.32.1 Definition

This IOC represents the N15 interface between AMF and PCF, which is defined in 3GPP TS 23.501 [2].

5.3.32.2 Attributes

The EP_N15 IOC includes attributes inherited from EP_RP IOC (defined in TS 28.622[30]) and the following attributes:

Attribute name	S	isReadable	isWritable	isInvariant	isNotifyable
localAddress	O	T	T	F	T
remoteAddress	O	T	T	F	T

5.3.32.3 Attribute constraints

None.

5.3.32.4 Notifications

The common notifications defined in subclause 5.5 are valid for this IOC, without exceptions or additions.

5.3.33 EP_N16

5.3.33.1 Definition

This IOC represents the N16 interface between two SMFs, which is defined in 3GPP TS 23.501 [2].

5.3.33.2 Attributes

The EP_N16 IOC includes attributes inherited from EP_RP IOC (defined in TS 28.622[30]) and the following attributes:

Attribute name	S	isReadable	isWritable	isInvariant	isNotifyable
localAddress	O	T	T	F	T
remoteAddress	O	T	T	F	T

5.3.33.3 Attribute constraints

None.

5.3.33.4 Notifications

The common notifications defined in subclause 5.5 are valid for this IOC, without exceptions or additions.

5.3.34 EP_N17

5.3.34.1 Definition

This IOC represents the N17 interface between AMF and 5G-EIR, which is defined in 3GPP TS 23.501 [2].

5.3.34.2 Attributes

The EP_N17 IOC includes attributes inherited from EP_RP IOC (defined in TS 28.622[30]) and the following attributes:

Attribute name	S	isReadable	isWritable	isInvariant	isNotifyable
localAddress	O	T	T	F	T
remoteAddress	O	T	T	F	T

5.3.34.3 Attribute constraints

None.

5.3.34.4 Notifications

The common notifications defined in subclause 5.5 are valid for this IOC, without exceptions or additions.

5.3.35 EP_N20

5.3.35.1 Definition

This IOC represents the N20 interface between AMF and SMSF, which is defined in 3GPP TS 23.501 [2].

5.3.35.2 Attributes

The EP_N20 IOC includes attributes inherited from EP_RP IOC (defined in TS 28.622[30]) and the following attributes:

Attribute name	S	isReadable	isWritable	isInvariant	isNotifyable
localAddress	O	T	T	F	T
remoteAddress	O	T	T	F	T

5.3.35.3 Attribute constraints

None.

5.3.35.4 Notifications

The common notifications defined in subclause 5.5 are valid for this IOC, without exceptions or additions.

5.3.36 EP_N21

5.3.36.1 Definition

This IOC represents the N21 interface between SMSF and UDM, which is defined in 3GPP TS 23.501 [2].

5.3.36.2 Attributes

The EP_N21 IOC includes attributes inherited from EP_RP IOC (defined in TS 28.622[30]) and the following attributes:

Attribute name	S	isReadable	isWritable	isInvariant	isNotifyable
localAddress	O	T	T	F	T
remoteAddress	O	T	T	F	T

5.3.36.3 Attribute constraints

None.

5.3.36.4 Notifications

The common notifications defined in subclause 5.5 are valid for this IOC, without exceptions or additions.

5.3.37 EP_N22

5.3.37.1 Definition

This IOC represents the N22 interface between AMF and NSSF, which is defined in 3GPP TS 23.501 [2].

5.3.37.2 Attributes

The EP_N22 IOC includes attributes inherited from EP_RP IOC (defined in TS 28.622[30]) and the following attributes:

Attribute name	S	isReadable	isWritable	isInvariant	isNotifyable
localAddress	O	T	T	F	T
remoteAddress	O	T	T	F	T

5.3.37.3 Attribute constraints

None.

5.3.37.4 Notifications

The common notifications defined in subclause 5.5 are valid for this IOC, without exceptions or additions.

5.3.38 EP_N26

5.3.38.1 Definition

This IOC represents the N26 interface between AMF and MME, which is defined in 3GPP TS 23.501 [2].

5.3.38.2 Attributes

The EP_N26 IOC includes attributes inherited from EP_RP IOC (defined in TS 28.622[30]) and the following attributes:

Attribute name	S	isReadable	isWritable	isInvariant	isNotifyable
localAddress	O	T	T	F	T
remoteAddress	O	T	T	F	T

5.3.38.3 Attribute constraints

None.

5.3.38.4 Notifications

The common notifications defined in subclause 5.5 are valid for this IOC, without exceptions or additions.

5.3.39 Void

5.3.40 Void

5.3.41 EP_S5C

5.3.41.1 Definition

This IOC represents the S5-C interface between SGW and SMF/PGW-C, which is defined in 3GPP TS 23.501 [2].

5.3.41.2 Attributes

The EP_S5C IOC includes attributes inherited from EP_RP IOC (defined in TS 28.622[30]) and the following attributes:

Attribute name	S	isReadable	isWritable	isInvariant	isNotifyable
localAddress	O	T	T	F	T
remoteAddress	O	T	T	F	T

5.3.41.3 Attribute constraints

None.

5.3.41.4 Notifications

The common notifications defined in subclause 5.5 are valid for this IOC, without exceptions or additions.

5.3.42 EP_S5U

5.3.42.1 Definition

This IOC represents the S5-U interface between SGW and UPF/PGW-U, which is defined in 3GPP TS 23.501 [2].

5.3.42.2 Attributes

The EP_S5U IOC includes attributes inherited from EP_RP IOC (defined in TS 28.622[30]) and the following attributes:

Attribute name	S	isReadable	isWritable	isInvariant	isNotifyable
localAddress	O	T	T	F	T
remoteAddress	O	T	T	F	T

5.3.42.3 Attribute constraints

None.

5.3.42.4 Notifications

The common notifications defined in subclause 5.5 are valid for this IOC, without exceptions or additions.

5.3.43 EP_Rx

5.3.43.1 Definition

This IOC represents the Rx interface between PCF and AF, which is defined in 3GPP TS 23.501 [2].

5.3.43.2 Attributes

The EP_Rx IOC includes attributes inherited from EP_RP IOC (defined in TS 28.622[30]) and the following attributes:

Attribute name	S	isReadable	isWritable	isInvariant	isNotifyable
----------------	---	------------	------------	-------------	--------------

localAddress	O	T	T	F	T
remoteAddress	O	T	T	F	T

5.3.43.3 Attribute constraints

None.

5.3.43.4 Notifications

The common notifications defined in subclause 5.5 are valid for this IOC, without exceptions or additions.

5.3.44 EP_MAP_SMSC

5.3.44.1 Definition

This IOC represents the MAP interface between SMSF and MSC-IW MSC/GMSC, which is defined in 3GPP TS 23.040 [22].

5.3.44.2 Attributes

The EP_MAP_SMSC IOC includes attributes inherited from EP_RP IOC (defined in TS 28.622[30]) and the following attributes:

Attribute name	S	isReadable	isWritable	isInvariant	isNotifiable
localAddress	O	T	T	F	T
remoteAddress	O	T	T	F	T

5.3.44.3 Attribute constraints

None.

5.3.44.4 Notifications

The common notifications defined in subclause 5.5 are valid for this IOC, without exceptions or additions.

5.3.45 EP_NL1

5.3.45.1 Definition

This IOC represents the NL1 interface between AMF and LMF, which is defined in 3GPP TS 23.501 [2].

5.3.45.2 Attributes

The EP_NL1 IOC includes attributes inherited from EP_RP IOC (defined in TS 28.622[30]) and the following attributes:

Attribute name	S	isReadable	isWritable	isInvariant	isNotifiable
localAddress	O	T	T	F	T
remoteAddress	O	T	T	F	T

5.3.45.3 Attribute constraints

None.

5.3.45.4 Notifications

The common notifications defined in subclause 5.5 are valid for this IOC, without exceptions or additions.

5.3.46 EP_NL2

5.3.46.1 Definition

This IOC represents the NL2 interface between AMF and GMLC, which is defined in 3GPP TS 23.501 [2].

5.3.46.2 Attributes

The EP_NL2 IOC includes attributes inherited from EP_RP IOC (defined in TS 28.622[30]) and the following attributes:

Attribute name	S	isReadable	isWritable	isInvariant	isNotifyable
localAddress	O	T	T	F	T
remoteAddress	O	T	T	F	T

5.3.46.3 Attribute constraints

None.

5.3.46.4 Notifications

The common notifications defined in subclause 5.5 are valid for this IOC, without exceptions or additions.

5.3.47 EP_N27

5.3.47.1 Definition

This IOC represents an end point of N27 interface between vNRF and hNRF, which is defined in 3GPP TS 29.510 [10].

5.3.47.2 Attributes

The EP_N27 IOC includes attributes inherited from EP_RP IOC (defined in TS 28.622[30]) and the following attributes:

Attribute name	S	isReadable	isWritable	isInvariant	isNotifyable
localAddress	O	T	T	F	T
remoteAddress	O	T	T	F	T

5.3.47.3 Attribute constraints

None.

5.3.47.4 Notifications

The common notifications defined in subclause 5.5 are valid for this IOC, without exceptions or additions.

5.3.48 EP_N31

5.3.48.1 Definition

This IOC represents an end point of N31 interface between vNSSF and hNSSF, which is defined in 3GPP TS 29.531 [11].

5.3.48.2 Attributes

The EP_N31 IOC includes attributes inherited from EP_RP IOC (defined in TS 28.622[30]) and the following attributes:

Attribute name	S	isReadable	isWritable	isInvariant	isNotifyable
localAddress	O	T	T	F	T
remoteAddress	O	T	T	F	T

5.3.48.3 Attribute constraints

None.

5.3.48.4 Notifications

The common notifications defined in subclause 5.5 are valid for this IOC, without exceptions or additions.

5.3.49 ExternalNRFFunction

5.3.49.1 Definition

This IOC represents external NRF function controlled by another management domain. For more information about the NRF, see 3GPP TS 23.501 [2].

5.3.49.2 Attributes

The ExternalNRFFunction IOC includes attributes inherited from ManagedFunction IOC (defined in TS 28.622[30]) and the following attributes:

Attribute name	S	isReadable	isWritable	isInvariant	isNotifyable
id	M	T	F	F	T
pLMNidList	M	T	T	F	T

5.3.49.3 Attribute constraints

None.

5.3.49.4 Notifications

The common notifications defined in subclause 5.5 are valid for this IOC, without exceptions or additions.

5.3.50 ExternalNSSFFunction

5.3.50.1 Definition

This IOC represents external NSSF function controlled by another management domain. For more information about the NSSF, see 3GPP TS 23.501 [2].

5.3.50.2 Attributes

The ExternalNSSFFunction IOC includes attributes inherited from ManagedFunction IOC (defined in TS 28.622[30]) and the following attributes:

Attribute name	S	isReadable	isWritable	isInvariant	isNotifiable
id	M	T	F	F	T
pLMNidList	M	T	T	F	T

5.3.50.3 Attribute constraints

None.

5.3.50.4 Notifications

The common notifications defined in subclause 5.5 are valid for this IOC, without exceptions or additions.

5.3.51 AMFSet

5.3.51.1 Definition

This IOC represents the AMF Set which consists of some AMFs that serve a given area and Network Slice. For more information about the AMF Set, see 3GPP TS 23.501 [2].

5.3.51.2 Attributes

The AMFSet IOC includes attributes inherited from ManagedFunction IOC (defined in TS 28.622[30]) and the following attributes:

Attribute name	S	isReadable	isWritable	isInvariant	isNotifiable
pLMNidList	M	T	T	F	T
nRTAClist	M	T	T	F	T
aMFSetId	M	T	T	F	T
sNSSAIlList	CM	T	T	F	T
Attribute related to role					
aMFRegionRef	M	T	T	F	T
aMFSetMemberList	M	T	T	F	T

5.3.51.3 Attribute constraints

Name	Definition
sNSSAIlList S	Condition: Network slicing feature is supported.

5.3.51.4 Notifications

The common notifications defined in subclause 5.5 are valid for this IOC, without exceptions or additions.

5.3.52 AMFRegion

5.3.52.1 Definition

This IOC represents the AMF Region which consists one or multiple AMF Sets. For more information about the AMF Region, see 3GPP TS 23.501 [2].

5.3.52.2 Attributes

The AMFRegion IOC includes attributes inherited from ManagedFunction IOC (defined in TS 28.622[30]) and the following attributes:

Attribute name	S	isReadable	isWritable	isInvariant	isNotifyable
pLMNidList	M	T	T	F	T
nRTAClist	M	T	T	F	T
aMFRegionId	M	T	T	F	T
sNSSAIIList	CM	T	T	F	T
Attribute related to role					
aMFSetListRef	M	T	T	F	T

5.3.52.3 Attribute constraints

Name	Definition
sNSSAIIList S	Condition: Network slicing feature is supported.

5.3.52.4 Notifications

The common notifications defined in subclause 5.5 are valid for this IOC, without exceptions or additions.

5.3.53 ExternalAMFFunction

5.3.53.1 Definition

This IOC represents an external AMF functionality used in EN-DC. For more information about the AMF, see 3GPP TS 23.501 [2].

5.3.53.2 Attributes

The ExternalAMFFunction IOC includes attributes inherited from ManagedFunction IOC (defined in TS 28.622[30]) and the following attributes:

Attribute name	S	isReadable	isWritable	isInvariant	isNotifyable
Id	M	T	F	F	T
pLMNidList	M	T	T	F	T
aMFIdentifier	M	T	T	F	T

5.3.53.3 Attribute constraints

None.

5.3.53.4 Notifications

The common notifications defined in subclause 5.5 are valid for this IOC, without exceptions or additions.

5.3.54 ManagedNFProfile <<dataType>>

5.3.54.1 Definition

This data type represents a Profile definition of a Managed NF (See TS 23.501 [2]).

5.3.54.2 Attributes

Attribute Name	S	isReadable	isWritable	isInvariant	isNotifiable
nfInstanceID	M	T	F	T	F
nfType	M	T	F	F	F
heartBeatTimer	O	T	T	F	T
hostAddr	M	T	T	F	T
authzInfo	O	T	T	F	T
allowedPLMNs	O	T	T	F	T
sNPNList	O	T	T	F	T
allowedSNPNs	O	T	T	F	T
allowedNfTypes	O	T	T	F	T
allowedNfDomains	O	T	T	F	T
allowedNSSAIs	O	T	T	F	T
locality	O	T	T	F	T
capacity	O	T	T	F	T
recoveryTime	O	T	F	F	F
nfServicePersistence	O	T	F	F	F
nfSetIdList	O	T	T	F	T
nfProfileChangesSupportInd	O	T	F	F	F
defaultNotificationSubscriptions	O	T	F	F	F
servingScope	O	T	T	F	T
nfSetRecoveryTimeList	O	T	F	F	T
serviceSetRecoveryTimeList	O	T	F	F	F
scpDomains	O	T	T	F	T
nFInfo	M	T	T	F	T
vendorId	O	T	T	F	T
interPlmnFQDN	O	T	T	F	T

5.3.54.3 Attribute constraints

None.

5.3.54.4 Notifications

The subclause 4.5 of the <<IOC>> using this <<dataType>> as one of its attributes, shall be applicable.

5.3.55 HostAddr <<choice>>

5.3.55.1 Definition

This <<choice>> stereotype represents one of a set of data types as shown in Figure 5.3.55.1-1: HostAddr <<choice>> for data types.

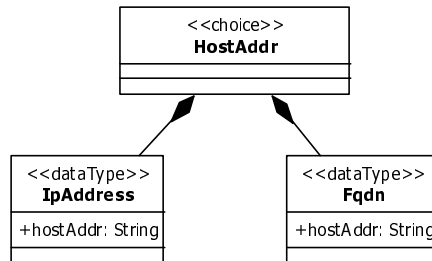


Figure 5.3.55.1-1: HostAddr <<choice>> for data types

NOTE: The IPAddress can be IPv4 address (See RFC 791 [24]) or IPv6 address (See RFC 2373 [25]). Refer TS 23.003 [5] for Fqdn.

5.3.56 NInfo <<choice>>

5.3.56.1 Definition

This <<choice>> stereotype represents one of a set of data types as shown in Figure 5.3.56.1-1: NInfo <<choice>> for data types.

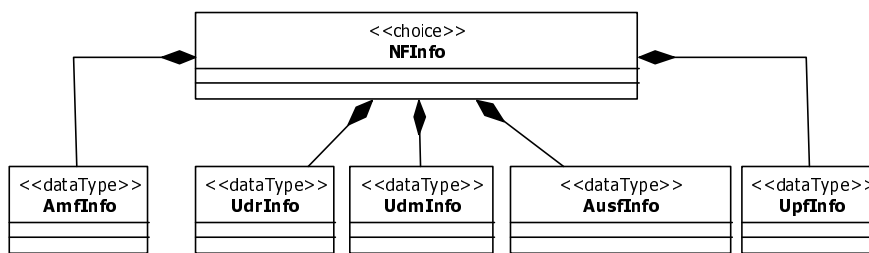


Figure 5.3.56.1-1: NInfo choice for data types

NOTE: The AmfInfo <<dataType>> is chosed for AFMFunction, the UdrInfo <<dataType>> is chosed for UDRFunction, the UdmInfo <<dataType>> is chosed for UDMFunction, the AusfInfo<<dataType>> is chosed for AUSFFunction, the UpfInfo <<dataType>> is chosed for UPFFunction

5.3.57 UdmInfo <<dataType>>

5.3.57.1 Definition

This data type represents a generic NFProfile definition (See TS 23.501 [22]).

5.3.57.2 Attributes

Attribute Name	S	isReadable	isWritable	isInvariant	isNotifiable
nFSrvGroupId	M	T	F	F	F

5.3.57.3 Attribute constraints

None

5.3.57.4 Notifications

The subclause 4.5 of the <<IOC>> using this <<dataType>> as one of its attributes, shall be applicable.

5.3.58 AusInfo <<dataType>>

5.3.58.1 Definition

This data type represents a generic NFProfile definition (See TS 23.501 [22]).

5.3.58.2 Attributes

Attribute Name	S	isReadable	isWritable	isInvariant	isNotifiable
nFSrvGroupId	M	T	F	T	F

5.3.58.3 Attribute constraints

None.

5.3.58.4 Notifications

The subclause 4.5 of the <<IOC>> using this <<dataType>> as one of its attributes, shall be applicable.

5.3.59 UpfInfo <<dataType>>

5.3.59.1 Definition

This data type represents a generic NFProfile definition (See TS 23.501 [22]).

5.3.59.2 Attributes

Attribute Name	S	isReadable	isWritable	isInvariant	isNotifiable
smfServingAreas	O	T	T	F	T

5.3.59.3 Attribute constraints

None.

5.3.59.4 Notifications

The subclause 4.5 of the <<IOC>> using this <<dataType>> as one of its attributes, shall be applicable.

5.3.60 Void

5.3.61 Udrinfo <<dataType>>

5.3.61.1 Definition

This data type represents UDR specific data in NFProfile definition (See TS 23.501 [22]).

5.3.61.2 Attributes

Attribute Name	S	isReadable	isWritable	isInvariant	isNotifiable
supportedDataSetIds	O	T	T	F	T
nFSrvGroupId	O	T	T	F	T

5.3.61.3 Attribute constraints

None.

5.3.61.4 Notifications

The subclause 4.5 of the <<IOC>> using this <<dataType>> as one of its attributes, shall be applicable.

5.3.62 EP_N32

5.3.62.1 Definition

This IOC represents an end point of N32 interface between cSEPP and pSEPP, which is defined in 3GPP TS 23.501 [2] and 33.501 [52].

5.3.62.2 Attributes

The EP_N32 IOC includes attributes inherited from EP_RP IOC (defined in TS 28.622[30]) and the following attributes:

Attribute name	S	isReadable	isWritable	isInvariant	isNotifiable
remotePlmnId	M	T	T	F	T
remoteSeppAddress	M	T	T	F	T
remoteSeppId	O	T	T	F	T
n32cParas	O	T	T	F	T
n32fPolicy	O	T	T	F	T
withIPX	M	T	T	F	T

5.3.62.3 Attribute constraints

None.

5.3.62.4 Notifications

The common notifications defined in subclause 5.5 are valid for this IOC, without exceptions or additions.

5.3.63 ExternalSEPPFunction

5.3.63.1 Definition

This IOC represents the properties, known by the management function, of a SEPP managed by another management function. For more information about SEPPFunction, see subclause 5.3.17.

5.3.63.2 Attributes

The ExternalSEPPFunction IOC includes attributes inherited from ManagedFunction IOC (defined in TS 28.622[30]) and the following attributes:

Attribute name	S	isReadable	isWritable	isInvariant	isNotifiable
pLMNId	M	T	F	F	T
sEPPId	M	T	F	T	T
fQdn	M	T	F	F	T

5.3.63.3 Attribute constraints

None.

5.3.63.4 Notifications

The common notifications defined in subclause 5.5 are valid for this IOC, without exceptions or additions.

5.3.64 SEPPFunction <<ProxyClass>>

5.3.64.1 Definition

This IOC represents an <<IOC>>SEPPFunction and <<IOC>>ExternalSEPPFunction.

5.3.64.2 Attributes

See that defined in <<IOC>>SEPPFunction and <<IOC>>ExternalSEPPFunction.

5.3.64.3 Attribute constraints

See respective IOCs.

5.3.64.4 Notifications

See respective IOCs.

5.3.65 NEFFunction

5.3.65.1 Definition

This IOC represents the NEF function in 5GC. For more information about the NEF, see 3GPP TS 23.501 [2].

5.3.65.2 Attributes

The NEFFunction IOC includes attributes inherited from ManagedFunction IOC (defined in TS 28.622[30]) and the following attributes:

Attribute name	S	isReadable	isWritable	isInvariant	isNotifiable
sBIFQDN	M	T	T	F	T
sNSSAIList	CM	T	T	F	T
managedNFProfile	M	T	T	F	T
capabilityList	M	T	T	F	T
isCAPIFSup	M	T	F	T	F
tailList	O	T	F	T	F
taiRangelist	O	T	F	T	F
routeToLocsdnai	O	T	F	T	F

5.3.65.3 Attribute constraints

Name	Definition
sNSSAIList S	Condition: Network slicing feature is supported.

5.3.65.4 Notifications

The common notifications defined in subclause 5.5 are valid for this IOC, without exceptions or additions.

5.3.66 SCPFunction

5.3.67.1 Definition

This IOC represents a Service Communication Proxy, which is defined in 3GPP TS 23.501 [2].

5.3.67.2 Attributes

The SCPFunction IOC includes attributes inherited from ManagedFunction IOC (defined in TS 28.622[30]) and the following attributes:

Attribute name	S	isReadable	isWritable	isInvariant	isNotifiable
supportedFuncList	M	T	T	F	T
address	M	T	T	F	T

5.3.67.3 Attribute constraints

None.

5.3.67.4 Notifications

The common notifications defined in subclause 5.5 are valid for this IOC, without exceptions or additions.

5.3.68 SupportedFunction <<dataType>>

5.3.68.1 Definition

This dataType represents a functionality supported by a SCP, which is defined in 3GPP TS 23.501 [2].

5.3.68.2 Attributes

Attribute name	S	isReadable	isWritable	isInvariant	isNotifiable
function	M	T	T	F	T
policy	O	T	T	F	T

5.3.68.3 Attribute constraints

None.

5.3.68.4 Notifications

The subclause 5.5 of the <<IOC>> using this <<dataType>> as one of its attributes, shall be applicable.

5.3.69 CommModel <<dataType>>

5.3.69.1 Definition

This data type represents a communication model definition (See TS 23.501 [22]).

5.3.69.2 Attributes

Attribute Name	S	isReadable	isWritable	isInvariant	isNotifiable
groupId	M	T	T	F	T
commModelType	M	T	T	F	T
targetNFServiceList	M	T	T	F	T
commModelConfiguration	M	T	T	F	T

5.3.69.3 Attribute constraints

None

5.3.69.4 Notifications

The subclause 5.5 of the <<IOC>> using this <<dataType>> as one of its attributes, shall be applicable.

5.3.70 QFQoSMonitoringControl

5.3.70.1 Definition

This IOC specifies the capabilities and properties for control of QoS monitoring per QoS flow per UE for URLLC service. For more information about QoS monitoring per QoS flow per UE, see 3GPP TS 23.501 [2].

If the QoS monitoring per QoS flow per UE is enabled, the SMF requests the PSA UPF to perform the QoS monitoring per QoS flow per UE based on the attributes of the instance of this IOC.

5.3.70.2 Attributes

The QFQoSMonitoringControl IOC includes attributes inherited from Top IOC (defined in TS 28.622[30]) and the following attributes:

Attribute name	S	isReadable	isWritable	isInvariant	isNotifyable
qFQoSMonitoringState	M	T	T	F	T
qFMonitoredSNSSAIs	M	T	T	F	T
qFMonitored5QIs	M	T	T	F	T
isEventTriggeredQFMonitoringSupported	M	T	F	F	T
isPeriodicQFMonitoringSupported	M	T	F	F	T
isSessionReleasedQFMonitoringSupported	M	T	F	F	T
qFPacketDelayThresholds	CM	T	T	F	T
qFMinimumWaitTime	CM	T	T	F	T
qFMeasurementPeriod	CM	T	T	F	T

5.3.70.3 Attribute constraints

Name	Definition
qFPacketDelayThresholds S	Condition: isEventTriggeredQFMonitoringSupported attribute of the same MOI is set to "Yes".
qFMinimumWaitTime S	Condition: isEventTriggeredQFMonitoringSupported attribute of the same MOI is set to "Yes".
qFMeasurementPeriod S	Condition: isPeriodicQFMonitoringSupported attribute of the same MOI is set to "Yes".

5.3.70.4 Notifications

The common notifications defined in subclause 5.5 are valid for this IOC, without exceptions or additions.

5.3.71 QFPacketDelayThresholdsType <<dataType>>

5.3.71.1 Definition

This data type specifies the thresholds for reporting the packet delay for QoS monitoring per QoS flow per UE, see TS 29.244 [56].

5.3.71.2 Attributes

Attribute name	S	isReadable	isWritable	isInvariant	isNotifyable
thresholdDl	M	T	T	F	T
thresholdUl	M	T	T	F	T
thresholdRtt	M	T	T	F	T

5.3.71.3 Attribute constraints

None

5.3.71.4 Notifications

The subclause 4.5 of the <<IOC>> using this <<dataType>> as one of its attributes, shall be applicable.

5.3.72 GtpUPathQoSMonitoringControl

5.3.72.1 Definition

This IOC specifies the capabilities and properties for control of GTP-U path QoS monitoring. For more information about the GTP-U path QoS monitoring, see 3GPP TS 23.501 [2].

If the GTP-U path QoS monitoring is enabled, the SMF requests the UPF(s) and NG-RAN to perform the GTP-U path QoS monitoring based on the attributes of the instance of this IOC.

5.3.72.2 Attributes

The GtpUPathQoSMonitoringControl IOC includes attributes inherited from Top IOC (defined in TS 28.622[30]) and the following attributes:

Attribute name	S	isReadable	isWritable	isInvariant	isNotifiable
gtpUPathQoSMonitoringState	M	T	T	F	T
gtpUPathMonitoredSNSSAIs	M	T	T	F	T
monitoredDSCPs	M	T	T	F	T
isEventTriggeredGtpUPathMonitoringSupported	M	T	F	F	T
isPeriodicGtpUMonitoringSupported	M	T	F	F	T
isImmediateGtpUMonitoringSupported	M	T	F	F	T
gtpUPathDelayThresholds	CM	T	T	F	T
gtpUPathMinimumWaitTime	CM	T	T	F	T
gtpUPathMeasurementPeriod	CM	T	T	F	T

5.3.72.3 Attribute constraints

Name	Definition
gtpUPathDelayThresholds S	Condition: isEventTriggeredGtpUPathMonitoringSupported attribute of the same MOI is set to "Yes".
gtpUPathMinimumWaitTime S	Condition: isEventTriggeredGtpUPathMonitoringSupported attribute of the same MOI is set to "Yes".
gtpUPathMeasurementPeriod S	Condition: isPeriodicGtpUMonitoringSupported attribute of the same MOI is set to "Yes".

5.3.72.4 Notifications

The common notifications defined in subclause 5.5 are valid for this IOC, without exceptions or additions.

5.3.73 GtpUPathDelayThresholdsType <<dataType>>

5.3.73.1 Definition

This data type specifies the thresholds for reporting the packet delay for GTP-U path QoS monitoring, see TS 29.244 [56].

5.3.73.2 Attributes

Attribute name	S	isReadable	isWritable	isInvariant	isNotifyable
n3AveragePacketDelayThreshold	M	T	T	F	T
n3MinPacketDelayThreshold	M	T	T	F	T
n3MaxPacketDelayThreshold	M	T	T	F	T
n9AveragePacketDelayThreshold	M	T	T	F	T
n9MinPacketDelayThreshold	M	T	T	F	T
n9MaxPacketDelayThreshold	M	T	T	F	T

5.3.73.3 Attribute constraints

None

5.3.73.4 Notifications

The subclause 4.5 of the <<IOC>> using this <<dataType>> as one of its attributes, shall be applicable.

5.3.75 Configurable5QISet

5.3.75.1 Definition

This IOC specifies the pre-configured 5QIs, including their QoS characteristics, see 3GPP TS 23.501 [2].

5.3.75.2 Attributes

The Configurable5QISet IOC includes attributes inherited from Top IOC (defined in TS 28.622[30]).

5.3.75.3 Attribute constraints

None.

5.3.75.4 Notifications

The common notifications defined in subclause 5.5 are valid for this IOC, without exceptions or additions.

5.3.76 FiveQICharacteristics

5.3.76.1 Definition

This specifies the 5QI value and the corresponding QoS characteristics for a 5QI.

5.3.76.2 Attributes

The FiveQICharacteristics IOC includes attributes inherited from Top IOC (defined in TS 28.622[30]) and the following attributes:

Attribute name	S	isReadable	isWritable	isInvariant	isNotifyable
fiveQIValue	M	T	T/F (NOTE)	F	T
resourceType	M	T	T/F (NOTE)	F	T
priorityLevel	O	T	T/F (NOTE)	F	T
packetDelayBudget	O	T	T/F (NOTE)	F	T
packetErrorRate	O	T	T/F (NOTE)	F	T
averagingWindow	O	T	T/F (NOTE)	F	T

maximumDataBurstVolume	O	T	T/F (NOTE)	F	T
NOTE: The isWritable qualifier is "T" if the attribute 1) describes a 5QI in Configurable5QISet MOI, or 2) describes a 5QI in Dynamic5QISet MOI which is associated to PCFFunction MOI or SMFFunction MOI when the PCF is not deployed; The isWritable qualifier is "F" otherwise.					

5.3.76.3 Attribute constraints

None

5.3.76.4 Notifications

The common notifications defined in subclause 5.5 are valid for this IOC, without exceptions or additions.

5.3.77 PacketErrorRate <<dataType>>

5.3.77.1 Definition

This data type specifies the Packet Error Rate of a configurable 5QI.

5.3.77.2 Attributes

Attribute name	S	isReadable	isWritable	isInvariant	isNotifyable
scalar	M	T	T/F (NOTE)	F	T
exponent	M	T	T/F (NOTE)	F	T
NOTE: The isWritable qualifier is "T" if the attribute 1) describes a 5QI in Configurable5QISet MOI, or 2) describes a 5QI in Dynamic5QISet MOI which is associated to PCFFunction MOI or SMFFunction MOI when the PCF is not deployed; The isWritable qualifier is "F" otherwise.					

5.3.77.3 Attribute constraints

None

5.3.77.4 Notifications

The subclause 4.5 of the <<IOC>> using this <<dataType>> as one of its attributes, shall be applicable.

5.3.78 FiveQIDscpMappingSet

5.3.78.1 Definition

This IOC specifies the set of mapping between 5QIs and DSCP.

5.3.78.2 Attributes

The FiveQIDscpMappingSet IOC includes attributes inherited from Top IOC (defined in TS 28.622[30]) and the following attributes:

Attribute name	S	isReadable	isWritable	isInvariant	isNotifyable
fiveQIDscpMappingList	M	T	T	F	T

5.3.78.3 Attribute constraints

None.

5.3.78.4 Notifications

The common notifications defined in subclause 5.5 are valid for this IOC, without exceptions or additions.

5.3.79 FiveQIDscpMapping <<dataType>>

5.3.79.1 Definition

This data type specifies the mapping between 5QIs to DSCP.

5.3.79.2 Attributes

Attribute name	S	isReadable	isWritable	isInvariant	isNotifyable
fiveQIValues	M	T	T	F	T
dscp	M	T	T	F	T

5.3.79.3 Attribute constraints

None

5.3.79.4 Notifications

The subclause 4.5 of the <<IOC>> using this <<dataType>> as one of its attributes, shall be applicable.

5.3.80 PredefinedPccRuleSet

5.3.80.1 Definition

This IOC specifies the predefined PCC rules, which are configured to SMF and referenced by PCF, see 3GPP TS 23.503 [59].

5.3.80.2 Attributes

The `PredefinedPccRuleSet` IOC includes attributes inherited from Top IOC (defined in TS 28.622[30]) and the following attributes:

Attribute name	S	isReadable	isWritable	isInvariant	isNotifyable
predefinedPccRules	M	T	T	F	T

5.3.80.3 Attribute constraints

None.

5.3.80.4 Notifications

The common notifications defined in subclause 5.5 are valid for this IOC, without exceptions or additions.

5.3.81 PccRule <<dataType>>

5.3.81.1 Definition

This data type specifies the PCC rule, see TS 29.512 [60].

5.3.81.2 Attributes

Attribute name	S	isReadable	isWritable	isInvariant	isNotifyable
pccRuleId	M	T	T	F	T
flowInfoList	CM	T	T	F	T
applicationId	CM	T	T	F	T
appDescriptor	O	T	T	F	T
contentVersion	O	T	T	F	T
precedence	CM	T	T	F	T
afSigProtocol	O	T	T	F	T
isAppRelocatable	O	T	T	F	T
isUseAddrPreserved	O	T	T	F	T
qosData	M	T	T	F	T
altQosParams	O	T	T	F	T
trafficControlData	M	T	T	F	T
conditionData	O	T	T	F	T
tscaiInputUl	O	T	T	F	T
tscaiInputDl	O	T	T	F	T

5.3.81.3 Attribute constraints

Name	Definition
flowInfoList S	Condition: The applicationId is not supported.
applicationId S	Condition: The flowInfoList is not supported.
precedence S	Condition: The flowInfoList is provided.

5.3.81.4 Notifications

The subclause 4.5 of the <<IOC>> using this <<dataType>> as one of its attributes, shall be applicable.

5.3.82 FlowInformation <<dataType>>

5.3.82.1 Definition

This data type specifies the flow information of a PCC rule.

5.3.82.2 Attributes

Attribute name	S	isReadable	isWritable	isInvariant	isNotifyable
flowDescription	M	T	T	F	T
ethFlowDescription	M	T	T	F	T
packFiltId	M	T	T	F	T
packetFilterUsage	M	T	T	F	T
tosTrafficClass	M	T	T	F	T

spi	M	T	T	F	T
flowLabel	O	T	T	F	T
flowDirection	M	T	T	F	T

5.3.82.3 Attribute constraints

None

5.3.82.4 Notifications

The subclause 4.5 of the <<IOC>> using this <<dataType>> as one of its attributes, shall be applicable.

5.3.83 EthFlowDescription <<dataType>>

5.3.83.1 Definition

This data type describes an Ethernet flow.

5.3.83.2 Attributes

Attribute name	S	isReadable	isWritable	isInvariant	isNotifyable
destMacAddr	M	T	T	F	T
ethType	M	T	T	F	T
fDesc	CM	T	T	F	T
fDir	M	T	T	F	T
sourceMacAddr	M	T	T	F	T
vlanTags	M	T	T	F	T
srcMacAddrEnd	O	T	T	F	T
destMacAddrEnd	O	T	T	F	T

5.3.83.3 Attribute constraints

Name	Definition
fDesc S	Condition: The ethType is IP.

5.3.83.4 Notifications

The subclause 4.5 of the <<IOC>> using this <<dataType>> as one of its attributes, shall be applicable.

5.3.84 QoSData <<dataType>>

5.3.84.1 Definition

This data type specifies the QoS control policy data for a service flow of a PCC rule.

5.3.84.2 Attributes

Attribute name	S	isReadable	isWritable	isInvariant	isNotifyable
----------------	---	------------	------------	-------------	--------------

qosId	M	T	T	F	T
fiveQIValue	M	T	T	F	T
maxbrUl	O	T	T	F	T
maxbrDl	O	T	T	F	T
gbrUl	O	T	T	F	T
gbrDl	O	T	T	F	T
arp	M	T	T	F	T
qosNotificationControl	O	T	T	F	T
reflectiveQos	O	T	T	F	T
sharingKeyDl	O	T	T	F	T
sharingKeyUl	O	T	T	F	T
maxPacketLossRateDl	O	T	T	F	T
maxPacketLossRateUl	O	T	T	F	T
extMaxDataBurstVol	O	T	T	F	T

5.3.84.3 Attribute constraints

None.

5.3.84.4 Notifications

The subclause 4.5 of the <<IOC>> using this <<dataType>> as one of its attributes, shall be applicable.

5.3.85 ARP <<dataType>>

5.3.85.1 Definition

This data type specifies the allocation and retention priority of a QoS control policy.

5.3.85.2 Attributes

Attribute name	S	isReadable	isWritable	isInvariant	isNotifyable
priorityLevel	M	T	T	F	T
preemptCap	M	T	T	F	T
preemptVuln	M	T	T	F	T

5.3.85.3 Attribute constraints

None

5.3.85.4 Notifications

The subclause 4.5 of the <<IOC>> using this <<dataType>> as one of its attributes, shall be applicable.

5.3.86 TrafficControlData <<dataType>>

5.3.86.1 Definition

This data type specifies the traffic control data for a service flow of a PCC rule.

5.3.86.2 Attributes

Attribute name	S	isReadable	isWritable	isInvariant	isNotifyable
tcId	M	T	T	F	T
flowStatus	M	T	T	F	T
redirectInfo	O	T	T	F	T
addRedirectInfo	O	T	T	F	T
muteNotif	O	T	T	F	T
trafficSteeringPolIdDl	O	T	T	F	T
trafficSteeringPolIdUl	O	T	T	F	T
routeToLocs	M	T	T	F	T
traffCorreInd	O	T	T	F	T
upPathChgEvent	O	T	T	F	T
steerFun	O	T	T	F	T
steerModeDl	O	T	T	F	T
steerModeUl	O	T	T	F	T
mulAccCtrl	O	T	T	F	T
sNSSAList	O	T	T	F	T

5.3.86.3 Attribute constraints

None

5.3.86.4 Notifications

The subclause 4.5 of the <<IOC>> using this <<dataType>> as one of its attributes, shall be applicable.

5.3.87 RedirectInformation <<dataType>>

5.3.87.1 Definition

This data type specifies the redirect information for traffic control in the PCC rule.

5.3.87.2 Attributes

Attribute name	S	isReadable	isWritable	isInvariant	isNotifyable
redirectEnabled	M	T	T	F	T
redirectAddressType	M	T	T	F	T
redirectServerAddress	M	T	T	F	T

5.3.87.3 Attribute constraints

None

5.3.87.4 Notifications

The subclause 4.5 of the <<IOC>> using this <<dataType>> as one of its attributes, shall be applicable.

5.3.88 RouteToLocation <<dataType>>

5.3.88.1 Definition

This data type specifies a list of location which the traffic shall be routed to for the AF request.

5.3.88.2 Attributes

Attribute name	S	isReadable	isWritable	isInvariant	isNotifyable
dnai	M	T	T	F	T
routeInfo	CM	T	T	F	T
routeProfId	CM	T	T	F	T

5.3.88.3 Attribute constraints

Name	Definition
routeInfo S	Condition: The routeProfId is not supported.
routeProfId S	Condition: The routeInfo is not supported.

5.3.88.4 Notifications

The subclause 4.5 of the <<IOC>> using this <<dataType>> as one of its attributes, shall be applicable.

5.3.89 RouteInformation <<dataType>>

5.3.89.1 Definition

This data type specifies the traffic routing information.

5.3.89.2 Attributes

Attribute name	S	isReadable	isWritable	isInvariant	isNotifyable
ipv4Addr	CM	T	T	F	T
ipv6Addr	CM	T	T	F	T
portNumber	M	T	T	F	T

5.3.89.3 Attribute constraints

Name	Definition
ipv4Addr S	Condition: The ipv6Addr is not supported.
ipv6Addr S	Condition: The ipv4Addr is not supported.

5.3.89.4 Notifications

The subclause 4.5 of the <<IOC>> using this <<dataType>> as one of its attributes, shall be applicable.

5.3.90 UpPathChgEvent <<dataType>>

5.3.90.1 Definition

This data type specifies the information about the AF subscriptions of the UP path change, see TS 29.512 [60].

5.3.90.2 Attributes

Attribute name	S	isReadable	isWritable	isInvariant	isNotifiable
notificationUri	M	T	T	F	T
notifCorreId	M	T	T	F	T
dnaiChgType	M	T	T	F	T
afAckInd	O	T	T	F	T

5.3.90.3 Attribute constraints

None

5.3.90.4 Notifications

The subclause 4.5 of the <<IOC>> using this <<dataType>> as one of its attributes, shall be applicable.

5.3.91 SteeringMode <<dataType>>

5.3.91.1 Definition

This data type specifies the traffic distribution rule, see TS 29.512 [60].

5.3.91.2 Attributes

Attribute name	S	isReadable	isWritable	isInvariant	isNotifiable
steerModeValue	M	T	T	F	T
active	CM	T	T	F	T
standby	O	T	T	F	T
threeGLoad	CM	T	T	F	T
prioAcc	CM	T	T	F	T

5.3.91.3 Attribute constraints

Name	Definition
active S	Condition: The steerModeValue supports "ACTIVE_STANDBY".
threeGLoad S	Condition: The steerModeValue supports "LOAD_BALANCING".
prioAcc S	Condition: The steerModeValue supports "PRIORITY_BASED".

5.3.91.4 Notifications

The subclause 4.5 of the <<IOC>> using this <<dataType>> as one of its attributes, shall be applicable.

5.3.92 ConditionData <<dataType>>

5.3.92.1 Definition

This data type specifies the condition data for a PCC rule.

5.3.92.2 Attributes

Attribute name	S	isReadable	isWritable	isInvariant	isNotifyable
condId	M	T	T	F	T
activationTime	O	T	T	F	T
deactivationTime	O	T	T	F	T
accessType	O	T	T	F	T
ratType	O	T	T	F	T

5.3.92.3 Attribute constraints

None

5.3.92.4 Notifications

The subclause 4.5 of the <<IOC>> using this <<dataType>> as one of its attributes, shall be applicable.

5.3.93 TscaiInputContainer <<dataType>>

5.3.93.1 Definition

This data type specifies the transports TSCAI input parameters for TSC traffic at the ingress interface of the DS-TT/UE for a PCC rule, see TS 29.512 [60].

5.3.93.2 Attributes

Attribute name	S	isReadable	isWritable	isInvariant	isNotifyable
periodicity	O	T	T	F	T
burstArrivalTime	O	T	T	F	T

5.3.93.3 Attribute constraints

None

5.3.93.4 Notifications

The subclause 4.5 of the <<IOC>> using this <<dataType>> as one of its attributes, shall be applicable.

5.3.94 Dynamic5QISet

5.3.94.1 Definition

This IOC specifies the dynamically assigned 5QIs including their QoS characteristics, see 3GPP TS 23.501 [2]. The instance of this IOC shall not be created or modified by the MnS consumer except for the instance associated to PCFFunction MOI or SMFFunction MOI when the PCF is not deployed.

5.3.94.2 Attributes

The Dynamic5QISet IOC includes attributes inherited from Top IOC (defined in TS 28.622[30]).

5.3.94.3 Attribute constraints

None.

5.3.94.4 Notifications

The common notifications defined in subclause 5.5 are valid for this IOC, without exceptions or additions.

5.3.95 NetworkSliceInfo <<dataType>>

5.3.95.1 Definition

This data type represents information of network slice when the NWDAF is authorized to collect the management data of the network slice.

5.3.95.2 Attributes

Attribute Name	S	isReadable	isWritable	isInvariant	isNotifyable
sNSSAI	M	T	T	F	T
cNSIId	CM	T	T	F	T
networkSliceRef	M	T	T	F	T

5.3.95.3 Attribute constraints

Name	Definition
cNSIId S	Condition: Network slicing feature is supported and the NSI ID is configured for identifying the Core Network part of a Network Slice instance when multiple Network Slice instances of the same Network Slice are deployed, and there is a need to differentiate between them in the 5GC.

5.3.95.4 Notifications

The subclause 5.5 of the <<IOC>> using this <<dataType>> as one of its attributes, shall be applicable.

5.3.96 NSACFunction

5.3.96.1 Definition

This IOC represents the Network Slice Admission Control Function (NSACF) in 5GC. The NSACF monitors and controls the number of registered UEs per network slice for the network slices that are subject to Network Slice Admission Control (NSAC). The NSACF is configured with the maximum number of UEs per network slice and the maximum number of PDU Sessions per network slice which are allowed to be served by each network slice that is subject to NSAC. For more information about the NSACF and admission control procedure, see 3GPP TS 23.501 [2] and 3GPP TS 23.502 [2].

5.3.96.2 Attributes

The NSACFunction IOC includes attributes inherited from ManagedFunction IOC (defined in TS 28.622[30]) and the following attributes:

Attribute name	S	isReadable	isWritable	isInvariant	isNotifyable
managedNFProfile	M	T	T	F	T
nsacfInfoSnssaiList	M	T	T	F	T

5.3.96.3 Attribute constraints

None

5.3.96.4 Notifications

The common notifications defined in subclause 5.5 are valid for this IOC, without exceptions or additions.

5.3.97 SnssaiInfo <<dataType>>

5.3.97.1 Definition

This data type defines generic information for a S-NSSAI.

5.3.97.2 Attributes

Attribute Name	S	isReadable	isWritable	isInvariant	isNotifyable
pLMNInfo	M	T	T	F	T
administrativeState	M	T	T	F	T

5.3.97.3 Attribute constraints

None

5.3.97.4 Notifications

The subclause 5.5 of the <<IOC>> using this <<dataType>> as one of its attributes, shall be applicable.

5.3.98 NsacfInfoSnssai <<dataType>>

5.3.98.1 Definition

This data type defines NSACF specific information per S-NSSAI .

5.3.98.2 Attributes

Attribute Name	S	isReadable	isWritable	isInvariant	isNotifiable
snssaiInfo	M	T	T	F	T
isSubjectToNsac	M	T	T	F	T
maxNumberOfUEs	M	T	T	F	T
eACMode	CM	T	F	F	T
activeEacThreshold	CM	T	T	F	T
deactiveEacThreshold	CM	T	T	F	T
numberOfUEs	O	T	F	F	T
uEIdList	O	T	F	F	T
taiList	O	T	T	F	T
maxNumberOfPDUSessions	M	T	T	F	T

5.3.98.3 Attribute constraints

Name	Definition
eACMode S	Condition: early access control feature is supported.
activeEacThreshold S	Condition: early access control feature is supported.
deactiveEacThreshold S	Condition: early access control feature is supported.

5.3.98.4 Notifications

The subclause 5.5 of the <<IOC>> using this <<dataType>> as one of its attributes, shall be applicable.

5.3.99 EP_N60

5.3.99.1 Definition

This IOC represents the N60 interface between AMF and ASACF, which is defined in 3GPP TS 23.501 [2].

5.3.99.2 Attributes

The EP_N60 IOC includes attributes inherited from EP_RP IOC (defined in TS 28.622[30]) and the following attributes:

Attribute name	S	isReadable	isWritable	isInvariant	isNotifiable
localAddress	O	T	T	F	T
remoteAddress	O	T	T	F	T

5.3.99.3 Attribute constraints

None.

5.3.99.4 Notifications

The common notifications defined in subclause 5.5 are valid for this IOC, without exceptions or additions.

5.3.100 EP_N33

5.3.100.1 Definition

This IOC represents the N33 interface between NEF and AF, which is defined in 3GPP TS 23.501 [2].

5.3.100.3 Attributes

The EP_N33 IOC includes attributes inherited from EP_RP IOC (defined in TS 28.622[30]) and the following attributes:

Attribute name	S	isReadable	isWritable	isInvariant	isNotifyable
localAddress	O	T	T	F	T
remoteAddress	O	T	T	F	T

5.3.100.3 Attribute constraints

None.

5.3.100.4 Notifications

The common notifications defined in subclause 5.5 are valid for this IOC, without exceptions or additions.

5.3.101 DDNMFunction

5.3.101.1 Definition

This IOC represents the 5G DDNMF which is the logical function handling network related actions required for dynamic 5G ProSe Direct Discovery. For more information about the 5G DDNMF, see 3GPP TS 23.304 [73].

5.3.101.2 Attributes

The DDNMFunction IOC includes attributes inherited from ManagedFunction IOC (defined in TS 28.622[30]) and the following attributes:

Attribute name	S	isReadable	isWritable	isInvariant	isNotifyable
pLMNId	M	T	T	F	T
sBIFQDN	M	T	T	F	T
managedNFProfile	M	T	T	F	T
commModelList	M	T	T	F	T

5.3.101.3 Attribute constraints

None.

5.3.101.4 Notifications

The common notifications defined in subclause 5.5 are valid for this IOC, without exceptions or additions.

5.3.102 EP_Npc4

5.3.102.1 Definition

This IOC represents the Npc4 interface between the UDM and 5G DDNMF, which is defined in 3GPP TS 23.304 [73].

5.3.102.2 Attributes

The EP_Npc4 IOC includes attributes inherited from EP_RP IOC (defined in TS 28.622[30]) and the following attributes:

Attribute name	S	isReadable	isWritable	isInvariant	isNotifyable
localAddress	O	T	T	F	T
remoteAddress	O	T	T	F	T

5.3.102.3 Attribute constraints

None.

5.3.102.4 Notifications

The common notifications defined in subclause 5.5 are valid for this IOC, without exceptions or additions.

5.3.103 EP_Npc6

5.3.103.1 Definition

This IOC represents the Npc6 interface between the 5G DDNMF in the HPLMN and the 5G DDNMF in a Local PLMN (5G ProSe Direct Discovery), which is defined in TS 23.304 [73].

5.3.103.2 Attributes

The EP_Npc6 IOC includes attributes inherited from EP_RP IOC (defined in TS 28.622[30]) and the following attributes:

Attribute name	S	isReadable	isWritable	isInvariant	isNotifyable
localAddress	O	T	T	F	T
remoteAddress	O	T	T	F	T

5.3.103.3 Attribute constraints

None.

5.3.103.4 Notifications

The common notifications defined in subclause 5.5 are valid for this IOC, without exceptions or additions.

5.3.104 EP_Npc7

5.3.104.1 Definition

This IOC represents the Npc7 interface between the 5G DDNMF in the HPLMN and the 5G DDNMF in the VPLMN, which is defined in TS 23.304 [73].

5.3.104.2 Attributes

The EP_Npc7 IOC includes attributes inherited from EP_RP IOC (defined in TS 28.622[30]) and the following attributes:

Attribute name	S	isReadable	isWritable	isInvariant	isNotifyable
localAddress	O	T	T	F	T
remoteAddress	O	T	T	F	T

5.3.104.3 Attribute constraints

None.

5.3.104.4 Notifications

The common notifications defined in clause 5.5 are valid for this IOC, without exceptions or additions.

5.3.105 GUAMInfo <<dataType>>

5.3.105.1 Definition

This <<dataType>> represents the GUAM identifier, a global unique identifier for the AMF.

5.3.105.2 Attributes

Attribute name	S	isReadable	isWritable	isInvariant	isNotifyable
pLMNId	M	T	T	F	T
amFIdentifier	M	T	T	F	T

5.3.105.3 Notifications

The <<IOC>> using this <<dataType>> as one of its attributes, shall be applicable.

5.3.106 TaiRange <<dataType>>

5.3.106.1 Definition

This <<dataType>> represents the range of TAIs.

5.3.106.2 Attributes

Attribute name	S	isReadable	isWritable	isInvariant	isNotifyable
pLMNId	M	T	T	F	T
nRTACRangeList	M	T	T	F	T

5.3.106.3 Notifications

The <<IOC>> using this <<dataType>> as one of its attributes, shall be applicable.

5.3.107 NRTACRange <<dataType>>

5.3.107.1 Definition

This <<dataType>> represents the range of TACs.

5.3.107.2 Attributes

Attribute name	S	isReadable	isWritable	isInvariant	isNotifiable
nRTACstart	O	T	T	F	T
nRTACend	O	T	T	F	T
nRTACpattern	O	T	T	F	T

Either the start and end attributes, or the pattern attribute, shall be present.

5.3.107.3 Notifications

The <<IOC>> using this <<dataType>> as one of its attributes, shall be applicable.

5.3.108 SCPInfo <<dataType>>

5.3.108.1 Definition

This <<dataType>> represents the information of a Service Communication Proxy (SCP) instance as defined in 3GPP TS 29.510 [23].

5.3.108.2 Attributes

Attribute name	S	isReadable	isWritable	isInvariant	isNotifiable
scpDomainInfoList	O	T	T	F	T
scpPrefix	O	T	T	F	T
scpPorts	O	T	T	F	T
addressDomains	O	T	T	F	T
ipv4Addresses	O	T	T	F	T
ipv6Prefixes	O	T	T	F	T
ipv4AddrRanges	O	T	T	F	T
ipv6PrefixRanges	O	T	T	F	T
servedNfSetIdList	O	T	T	F	T
remotePlmnList	O	T	T	F	T
ipReachability	O	T	T	F	T

5.3.108.3 Notifications

The <<IOC>> using this <<dataType>> as one of its attributes, shall be applicable.

5.3.109 SCPDomainInfo <<dataType>>

5.3.109.1 Definition

This <<dataType>> represents the SCP domain specific information as defined in 3GPP TS 29.510 [23].

5.3.109.2 Attributes

Attribute name	S	isReadable	isWritable	isInvariant	isNotifiable
scpFQND	O	T	T	F	T
scpEndpoints	O	T	T	F	T

scpPorts	O	T	T	F	T
scpPrefix	O	T	T	F	T

If any of these attributes is present for a given SCP domain, it shall apply instead of the attributes fqdn, Ipv4Addresses and Ipv4Addresses within the NFProfile data type for the corresponding SCP Domain.

If none of these attributes is present for a given SCP domain, the attributes fqdn, Ipv4Addresses, and Ipv4Addresses within the NFProfile data type shall apply for the corresponding SCP Domain.

If scpPorts attribute is present, it has precedence over the scpPorts attribute of ScpInfo.

5.3.109.3 Notifications

The <<IOC>> using this <<dataType>> as one of its attributes, shall be applicable.

5.3.110 IpEndPoint <<dataType>>

5.3.110.1 Definition

This <<dataType>> represents the IP end points considering both IPv4 and IPv6 addresses.

5.3.110.2 Attributes

Attribute name	S	isReadable	isWritable	isInvariant	isNotifiable
hostAddr	M	T	T	F	T
transport	O	T	T	F	T
Port	O	T	T	F	T

5.3.110.3 Notifications

The <<IOC>> using this <<dataType>> as one of its attributes, shall be applicable.

5.3.111 IPv4AddressRange <<dataType>>

5.3.111.1 Definition

This <<dataType>> represents the range of IPv4 addresses.

5.3.111.2 Attributes

Attribute name	S	isReadable	isWritable	isInvariant	isNotifiable
IPv4AddrRangeStart	M	T	T	F	T
IPv4AddrRangeEnd	M	T	T	F	T

5.3.111.3 Notifications

The <<IOC>> using this <<dataType>> as one of its attributes, shall be applicable.

5.3.112 IPv6PrefixRange <<dataType>>

5.3.112.1 Definition

This <<dataType>> represents the range of IPv6 address prefix.

5.3.112.2 Attributes

Attribute name	S	isReadable	isWritable	isInvariant	isNotifiable
IPv6PrefRangeStart	M	T	T	F	T
IPv6PrefRangeEnd	M	T	T	F	T

5.3.112.3 Notifications

The <<IOC>> using this <<dataType>> as one of its attributes, shall be applicable.

5.3.113 EASDFFunction

5.3.113.1 Definition

This IOC represents the Edge Application Server Discovery Function (EASDF) in 5GC which can handle the DNS messages according to the instruction from the SMF.

For more information about the 5G EASDF, see 3GPP TS 23.548 [78].

5.3.113.2 Attributes

The EASDFFunction IOC includes attributes inherited from ManagedFunction IOC (defined in TS 28.622[30]) and the following attributes:

Attribute name	S	isReadable	isWritable	isInvariant	isNotifiable
pLMNId	M	T	T	F	T
sBIFQDN	M	T	T	F	T
managedNFProfile	M	T	T	F	T
serverAddr	M	T	T	F	T

5.3.114 EP_N88

5.3.114.1 Definition

This IOC represents the N88 interface between the EASDF and SMF, which is defined in 3GPP TS 23.501 [2].

5.3.114.2 Attributes

The EP_N88 IOC includes attributes inherited from EP_RP IOC (defined in TS 28.622[30]) and the following attributes:

Attribute name	S	isReadable	isWritable	isInvariant	isNotifiable
localAddress	O	T	T	F	T
remoteAddress	O	T	T	F	T

5.3.114.3 Attribute constraints

None.

5.3.114.4 Notifications

The common notifications defined in subclause 5.5 are valid for this IOC, without exceptions or additions.

5.3.115 SNPNIInfo <<dataType>>

5.3.115.1 Definition

This <<dataType>> represents the SNPNI identifier and associated S-NSSAI.

5.3.115.2 Attributes

Attribute name	S	isReadable	isWritable	isInvariant	isNotifyable
sNPNIId	M	T	T	F	T
sNSSAI	CM	T	T	F	T

5.3.115.3 Attribute constraints

Name	Definition
sNSSAI S	Condition: slicing feature is supported.

5.3.115.4 Notifications

The <<IOC>> using this <<dataType>> as one of its attributes, shall be applicable.

5.3.116 SNPNIId <<dataType>>

5.3.116.1 Definition

This <<dataType>> represents the information of a SNPNI identification.

5.3.116.2 Attributes

Attribute name	S	isReadable	isWritable	isInvariant	isNotifyable
mCC	M	T	T	F	T
mNC	M	T	T	F	T
nId	M	T	T	F	T

5.3.116.3 Notifications

The <<IOC>> using this <<dataType>> as one of its attributes, shall be applicable.

5.3.117 EP_Npc8

5.3.117.1 Definition

This IOC represents the Npc8 interface between the PCF and 5G DDNMF, which is defined in 3GPP TS 23.304 [73].

5.3.117.2 Attributes

The EP_Npc8 IOC includes attributes inherited from EP_RP IOC (defined in TS 28.622[30]) and the following attributes:

Attribute name	S	isReadable	isWritable	isInvariant	isNotifyable
localAddress	O	T	T	F	T
remoteAddress	O	T	T	F	T

5.3.117.3 Attribute constraints

None.

5.3.117.4 Notifications

The common notifications defined in clause 5.5 are valid for this IOC, without exceptions or additions.

5.3.118 DefaultNotificationSubscription <<dataType>>

5.3.118.1 Definition

This <<dataType>> represents the range of default notification subscriptions as defined in 3GPP TS 29.510 [23].

5.3.118.2 Attributes

Attribute name	S	isReadable	isWritable	isInvariant	isNotifiable
notificationType	M	T	F	F	F
callbackURI	M	T	F	F	F
n1MessageClass	CM	T	F	F	F
n2InformationClass	CM	T	F	F	F
versions	O	T	F	F	F
binding	O	T	F	F	F

5.3.118.2A Attribute constraints

Name	Definition
n1MessageClass S	Condition: This attribute shall be present only if notificationType of N1_MESSAGES is supported.
n2InformationClass S	Condition: This attribute shall be present only if notificationType of N2_INFORMATION is supported.

5.3.118.3 Notifications

The common notifications defined in subclause 5.5 are valid for this IOC, without exceptions or additions.

5.3.119 EcmConnectionInfo

5.3.119.1 Definition

This IOC contains attributes to enable ECSP management system to connect EDN NFs (i.e., EAS, ECS, and EES) to 5GC NFs (i.e., UPF, PCF, NEF, SCEF) (See clause 7.4.3 and 7.4.4 in TS 28.538 [79]).

5.3.119.2 Attributes

The EcmConnectionInfo IOC includes attributes inherited from Top IOC (defined in TS 28.622[30]) and the following attributes:

Attribute name	S	isReadable	isWritable	isInvariant	isNotifiable
eASServiceArea	CM	T	T	F	T
eESServiceArea	CM	T	T	F	T
eDNSServiceArea	CM	T	T	F	T
eASIpAddress	CM	T	T	F	T
eESIpAddress	CM	T	T	F	T
eCSIpAddress	CM	T	T	F	T
ednIdentifier	M	T	T	F	T

eCmConnectionType	CM	T	T	F	T
5GCNfConnEcmInfoList	CM	T	F	F	T
uPFConnectionInfo	CM	T	F	F	T

5.3.119.3 Attribute constraints

Name	Definition
eASServiceArea S	Condition: EAS connection to 5GC NF is supported
eASIpAddress S	Condition: EAS connection to 5GC NF is supported
eESServiceArea S	Condition: EES connection to 5GC NF is supported
eESIpAddress S	Condition: EES connection to 5GC NF is supported
eDNServiceArea S	Condition: EAS or ECS connection to 5GC NF is supported
eCSIpAddress S	Condition: ECS connection to 5GC NF is supported
eCmConnectionType S	Condition: EAS connection to 5GC NF is supported
5GCNfConnEcmInfoList S	Condition: EAS, EES, and ECS connections to 5GC NF is supported
uPFConnectionInfo S	Condition: EAS connection to UPF is supported

5.3.119.4 Notifications

The common notifications defined in subclause 5.5 are valid for this IOC, without exceptions or additions.

5.3.120 5GCNfConnEcmInfo <<dataType>>

5.3.120.1 Definition

This data type specifies the 5GC NF connection information.

5.3.120.2 Attributes

Attribute name	S	isReadable	isWritable	isInvariant	isNotifiable
5GCNFType	M	T	T	F	T
5GCNFIpAddress	M	T	T	F	T
5GCNFRef	M	T	T	F	T

Editor's note: Role based attribute of 5GCNFRef inside the dataType needs further work.

5.3.120.3 Attribute constraints

None

5.3.120.4 Notifications

The subclause 4.5 of the <<IOC>> using this <<dataType>> as one of its attributes, shall be applicable.

5.3.121 UPFConnInfo <<dataType>>

5.3.121.1 Definition

This data type specifies the UPF connection information.

5.3.121.2 Attributes

Attribute name	S	isReadable	isWritable	isInvariant	isNotifyable
uPFIpAddress	M	T	T	F	T
uPFRef	M	T	T	F	T

5.3.121.3 Attribute constraints

None

5.3.121.4 Notifications

The subclause 4.5 of the <<IOC>> using this <<dataType>> as one of its attributes, shall be applicable.

5.3.122 SnsaiSmfInfoItem <<dataType>>

5.3.122.1 Definition

This <<dataType>> represents the set of parameters supported by SMF for a given S-NSSAI.

5.3.122.2 Attributes

Attribute name	S	isReadable	isWritable	isInvariant	isNotifyable
sNSSAI	M	T	T	F	T
dnnSmfInfoList	M	T	T	F	T

5.3.122.3 Notifications

The <<IOC>> using this <<dataType>> as one of its attributes, shall be applicable.

5.3.123 DnnSmfInfoItem <<dataType>>

5.3.123.1 Definition

This <<dataType>> represents the set of parameters supported by SMF for a given DNN.

The absence of 'dnaiList' indicates the DNN can be selected for any DNAI.

5.3.123.2 Attributes

Attribute name	S	isReadable	isWritable	isInvariant	isNotifyable
dnn	M	T	T	F	T
dnaiList	O	T	T	F	T

5.3.123.3 Notifications

The <<IOC>> using this <<dataType>> as one of its attributes, shall be applicable.

5.3.124 Void

5.3.125 EP_N34

5.3.125.1 Definition

This IOC represents the N34 interface between NWDAF and NSSF, which is defined in 3GPP TS 23.501 [2].

5.3.125.2 Attributes

The EP_N34 IOC includes attributes inherited from EP_RP IOC (defined in TS 28.622[30]) and the following attributes:

Attribute name	S	isReadable	isWritable	isInvariant	isNotifyable
localAddress	O	T	T	F	T
remoteAddress	O	T	T	F	T

5.3.125.3 Attribute constraints

None.

5.3.125.4 Notifications

The common notifications defined in clause 5.5 are valid for this IOC, without exceptions or additions.

5.3.126 NFProfile <<dataType>>

5.3.126.1 Definition

This data type represents the NF profile stored in NRF, defined in TS 29.510 [23].

5.3.126.2 Attributes

Attribute name	S	isReadable	isWritable	isInvariant	isNotifyable
nfInstanceId	M	T	F	T	T
nfType	M	T	F	F	T
nfStatus	M	T	T	F	T
plmnList	CM	T	T	F	T
sNssais	O	T	T	F	T
fqdn	M	T	T	F	T
interPlmnFqdn	CM	T	T	F	T
nfServices	O	T	T	F	T

5.3.126.3 Attribute constraints

Name	Definition
plmnList	Condition: if plmnList is available for the NF.
interPlmnFqdn	Condition: if the NF needs to be discoverable by other NFs in a different PLMN

5.3.126.4 Notifications

The subclause 4.5 of the <<IOC>> using this <<dataType>> as one of its attributes, shall be applicable.

5.3.127 NFService <<dataType>>

5.3.127.1 Definition

This data type represents the NF Service defined in TS 29.510 [23].

5.3.127.2 Attributes

Attribute name	S	isReadable	isWritable	isInvariant	isNotifyable
serviceInstanceId	M	T	F	T	T
serviceName	M	T	F	T	T
versions	M	T	F	F	T
schema	M	T	T	F	T
fqdn	O	T	T	F	T
interPlmnFqdn	O	T	T	F	T
ipEndpoints	O	T	T	F	T
apiPrefix	O	T	T	F	T
allowedPlmns	O	T	T	F	T
allowedNfTypes	O	T	T	F	T
allowedNssais	O	T	T	F	T

5.3.127.3 Attribute constraints

None.

5.3.127.4 Notifications

The subclause 4.5 of the <<IOC>> using this <<dataType>> as one of its attributes, shall be applicable.

5.4 Attribute definitions

5.4.1 Attribute properties

The following table defines the attributes that are present in several Information Object Classes (IOCs) of the present document.

Attribute Name	Documentation and Allowed Values	Properties
aMFIdentifier	The AMFI is constructed from an AMF Region ID, an AMF Set ID and an AMF Pointer. The AMF Region ID identifies the region, the AMF Set ID uniquely identifies the AMF Set within the AMF Region, and the AMF Pointer uniquely identifies the AMF within the AMF Set. (Ref. 3GPP TS 23.003 [13])	type: Integer multiplicity: 1 isOrdered: N/A isUnique: N/A defaultValue: None isNullable: False
aMFSetId	It represents the AMF Set ID, which is uniquely identifies the AMF Set within the AMF Region. allowedValues: defined in subclause 2.10.1 of 3GPP TS 23.003 [13].	type: Integer multiplicity: 1 isOrdered: N/A isUnique: N/A defaultValue: None isNullable: False
aMFSetMemberList	It is the list of DNS of AMFFunction instances of the AMFSet. allowedValues: N/A	type: DN multiplicity: * isOrdered: False isUnique: True defaultValue: None isNullable: False
aMFRegionId	It represents the AMF Region ID, which identifies the region. allowedValues: defined in subclause 2.10.1 of 3GPP TS 23.003 [13].	type: Integer multiplicity: 1 isOrdered: N/A isUnique: N/A defaultValue: None isNullable: False
gUAMIdList	List of supported Globally Unique AMF Ids (GUAMIs).	type: GUAMInfo multiplicity: 1..* isOrdered: False isUnique: True defaultValue: None isNullable: False
backupInfoAmfFailure	List of GUAMIs for which the AMF acts as a backup for AMF failure.	type: GUAMInfo multiplicity: 1..* isOrdered: False isUnique: True defaultValue: None isNullable: False
backupInfoAmfRemoval	List of GUAMIs for which the AMF acts as a backup for planned AMF removal.	type: GUAMInfo multiplicity: 1..* isOrdered: False isUnique: True defaultValue: None allowedValues: N/A isNullable: False
localAddress	This parameter specifies the localAddress including IP address and VLAN ID used for initialization of the underlying transport. First string is IP address, IP address can be an IPv4 address (See RFC 791 [37]) or an IPv6 address (See RFC 2373 [38]). Second string is VLAN Id (See IEEE 802.1Q [39]).	type: String multiplicity: 2 isOrdered: True isUnique: True defaultValue: None isNullable: False
remoteAddress	Remote address including IP address used for initialization of the underlying transport. IP address can be an IPv4 address (See RFC 791 [37]) or an IPv6 address (See RFC 2373 [38]).	type: String multiplicity: 1 isOrdered: N/A isUnique: N/A defaultValue: None isNullable: False
nFProfileList	It is a set of NFProfile(s) to be registered in the NRF instance. NFProfile is defined in 3GPP TS 29.510 [23]. allowedValues: N/A	type: NFProfile multiplicity: * isOrdered: False isUnique: True defaultValue: None isNullable: False

cNSIIDList	It is a set of NSI ID. NSI ID is an identifier for identifying the Core Network part of a Network Slice instance when multiple Network Slice instances of the same Network Slice are deployed, and there is a need to differentiate between them in the 5GC. See NSI ID definition in clause 3.1 of TS 23.501 [2] and subclause 6.1.6.2.7 of 3GPP TS 29.531 [24].	type: String multiplicity: * isOrdered: False isUnique: True defaultValue: None isNullable: False
sNSSAIDList	See subclause 4.4.1.	
plmnInfoList	It defines the PLMN(s) of a Network Function.	type: PLMNInfo multiplicity: 1..* isOrdered: False isUnique: True defaultValue: None isNullable: False
sBIFQDN	It is used to indicate the FQDN of the registered NF instance in service-based interface, for example, NF instance FQDN structure is: nftype<nfnum>.slicetype<sliceid>.mnc<MNC>.mcc<MCC>.3gppnetwork.org	type: String multiplicity: 1 isOrdered: N/A isUnique: N/A defaultValue: None isNullable: False
interPlmnFQDN	If the NF needs to be discoverable by other NFs in a different PLMN, then an FQDN that is used for inter-PLMN routing as specified in 3GPP TS 23.003 [13] shall be registered with the NRF.	type: String multiplicity: 0..1 isOrdered: N/A isUnique: N/A defaultValue: None isNullable: False
sBIServiceList	It is used to indicate the all supported NF services registered on service-based interface.	type: String multiplicity: * isOrdered: False isUnique: True defaultValue: None isNullable: False
nRTACList	It is the list of Tracking Area Codes (either legacy TAC or extended TAC). allowedValues: Legacy TAC and Extended TAC are defined in clause 9.3.3.10 of TS 38.413 [5].	type: String multiplicity: 1..* isOrdered: False isUnique: True defaultValue: None isNullable: False
taiList	The list of TAIs.	type: TAI multiplicity: 1..* isOrdered: False isUnique: True defaultValue: None isNullable: False
taiRangeList	The range of TAIs.	type: TAIRange multiplicity: 1..* isOrdered: False isUnique: True defaultValue: None isNullable: False
sNssaiSmfInfoList	List of parameters supported by the SMF per S-NSSAI	type: SnsaiSmfInfoItem multiplicity: 0..1 isOrdered: N/A isUnique: N/A defaultValue: None isNullable: False
dnnSmfInfoList	List of parameters supported by the SMF per DNN	type: DnnSmfInfoItem multiplicity: 1..N isOrdered: False isUnique: True defaultValue: None isNullable: False

dnn	<p>String representing a Data Network as defined in clause 9A of 3GPP TS 23.003 [13]; it shall contain either a DNN Network Identifier, or a full DNN with both the Network Identifier and Operator Identifier, as specified in 3GPP TS 23.003 [13] clause 9.1.1 and 9.1.2. It shall be coded as string in which the labels are separated by dots (e.g. "Label1.Label2.Label3").</p> <p>Whether the dnn data type contains just the DNN Network Identifier, or the Network Identifier plus the Operator Identifier, shall be documented in each API where this data type is used.</p>	<p>type: String multiplicity: 1 isOrdered: N/A isUnique: N/A defaultValue: None isNullable: False</p>
dnaiList	List of Data network access identifiers supported by the EASDF for this DNN. The absence of this attribute indicates that the EASDF can be selected for this DNN for any DNAI.	<p>type: String multiplicity: 1..N isOrdered: False isUnique: True defaultValue: None isNullable: False</p>
dnai	DNAI (Data network access identifier), see clause 5.6.7 of 3GPP TS 23.501 [2].	<p>type: String multiplicity: 1 isOrdered: N/A isUnique: N/A defaultValue: None isNullable: False</p>
pgwFqdn	The FQDN of the PGW if the SMF is a combined SMF/PGW-C.	<p>type: String multiplicity: 0..1 isOrdered: N/A isUnique: N/A defaultValue: None isNullable: False</p>
pgwIpAddrList	<p>The PGW IP addresses of the combined SMF/PGW-C.</p> <p>It allows the NF Service consumer to find the target combined SMF/PGW-C by PGW IP Address, e.g., when only PGW IP Address is available.</p>	<p>type: IpAddr multiplicity: 0..1 isOrdered: N/A isUnique: N/A defaultValue: None isNullable: False</p>
vsmfSupportInd	<p>Used by an SMF to explicitly indicate the support of V-SMF capability and its preference to be selected as V-SMF.</p> <p>When present it indicate whether the V-SMF capability is supported by the SMF: - true: V-SMF capability supported by the SMF - false: V-SMF capability not supported by the SMF.</p> <p>When absence the V-SMF capability support of the SMF is not specified.</p>	<p>type: Boolean multiplicity: 0..1 isOrdered: N/A isUnique: N/A defaultValue: None isNullable: False</p>
pgwFqdnList	<p>When present, this attribute provides additional FQDNs to the FQDN indicated in the pgwFqdn attribute.</p> <p>The pgwFqdnList attribute may be present if the pgwFqdn attribute is present.</p>	<p>type: String multiplicity: 0..N isOrdered: False isUnique: True defaultValue: None isNullable: False</p>
nRTACRangeList	The range of TACs.	<p>type: NRTACRange multiplicity: 1..* isOrdered: False isUnique: True defaultValue: None isNullable: False</p>
nRTACstart	<p>First value identifying the start of a TAC range, to be used when the range of TAC's can be represented as a hexadecimal range (e.g., TAC ranges). 3-octet string identifying a tracking area code, each character in the string shall take a value of "0" to "9" or "A" to "F" and shall represent 4 bits. The most significant character representing the 4 most significant bits of the TAC shall appear first in the string, and the character representing the 4 least significant bit of the TAC shall appear last in the string.</p> <p>Pattern: "^[A-Fa-f0-9]{4}[A-Fa-f0-9]{6}\$"</p>	<p>type: String multiplicity: 0..1 isOrdered: N/A isUnique: N/A defaultValue: None isNullable: False</p>

nRTACend	<p>Last value identifying the end of a TAC range, to be used when the range of TAC's can be represented as a hexadecimal range (e.g. TAC ranges). 3-octet string identifying a tracking area code, each character in the string shall take a value of "0" to "9" or "A" to "F" and shall represent 4 bits. The most significant character representing the 4 most significant bits of the TAC shall appear first in the string, and the character representing the 4 least significant bit of the TAC shall appear last in the string.</p> <p>Pattern: "<code>^[A-Fa-f0-9]{4}[A-Fa-f0-9]{6}\$</code>"</p>	<p>type: String multiplicity: 0..1 isOrdered: N/A isUnique: N/A defaultValue: None isNullable: False</p>
nRTACpattern	<p>Pattern (regular expression according to the ECMA-262 dialect [x0]) representing the set of TAC's belonging to this range. A TAC value is considered part of the range if and only if the TAC string fully matches the regular expression.</p>	<p>type: String multiplicity: 0..1 isOrdered: N/A isUnique: N/A defaultValue: None isNullable: False</p>
supportedBMOList	<p>It is used to indicate the list of supported BMOs (Bridge Managed Objects) required for integration with TSN system.</p>	<p>type: String multiplicity: * isOrdered: False isUnique: True defaultValue: None isNullable: False</p>
managedNFProfile	<p>This parameter defines profile for managed NF (See TS 23.501 [2]).</p> <p>allowedValues: N/A</p>	<p>type: ManagedNFProfile multiplicity: 1 isOrdered: N/A isUnique: N/A defaultValue: None isNullable: False</p>
nfInstanceID	<p>This parameter defines unique identity of the NF Instance. The format of the NF Instance ID shall be a Universally Unique Identifier (UUID) version 4, as described in IETF RFC 4122 [44]</p> <p>allowedValues: N/A</p>	<p>type: String multiplicity: 1 isOrdered: N/A isUnique: N/A defaultValue: None isNullable: False</p>
nfType	<p>This parameter defines type of Network Function</p> <p>allowedValues: See TS 23.501[2] for NF types</p>	<p>type: ENUM multiplicity: 1..* isOrdered: False isUnique: True defaultValue: None isNullable: False</p>
heartBeatTimer	<p>Time between two consecutive heart-beat messages from an NF Instance to the NRF defined in seconds.</p>	<p>type: Integer multiplicity: 1 isOrdered: N/A isUnique: N/A defaultValue: 0 isNullable: False</p>
fqdn	<p>This parameter defines FQDN of the Network Function (See TS 23.003 [13])</p> <p>allowedValues: N/A</p>	<p>type: String multiplicity: 1 isOrdered: N/A isUnique: N/A defaultValue: None isNullable: False</p>
ipAddress	<p>This parameter defines IP Address of the Network Function. It can be IPv4 address (See RFC 791 [37]) or IPv6 address (See RFC 2373 [38]).</p> <p>allowedValues: N/A</p>	<p>type: String multiplicity: 1 isOrdered: N/A isUnique: N/A defaultValue: None isNullable: False</p>
authzInfo	<p>This parameter defines NF Specific Service authorization information. It shall include the NF type (s) and NF realms/origins allowed to consume NF Service(s) of NF Service Producer (See TS 23.501[2]).</p> <p>allowedValues: N/A</p>	<p>type: String multiplicity: 0..1 isOrdered: N/A isUnique: N/A defaultValue: None isNullable: False</p>

allowedPLMNs	PLMNs allowed to access the NF instance. If not provided, any PLMN is allowed to access the NF.	type: PLMNid multiplicity: * isOrdered: False isUnique: True defaultValue: None isNullable: False
snpnList	SNPN(s) of the Network Function. This attribute shall be present if the NF pertains to one or more SNPNs. (see clauses 6.1.6 in 3GPP TS 29.510 [23]).	type: SNPNID multiplicity: * isOrdered: False isUnique: True defaultValue: None isNullable: False
allowedSNPNs	SNPNs allowed to access the NF instance. The absence of this attribute in the NF profile indicates that no SNPN, other than the SNPN(s) registered in the snpnList attribute of the NF Profile, is allowed to access the service instance.	type: SNPNid multiplicity: * isOrdered: False isUnique: True defaultValue: None isNullable: False
mCC	This is the Mobile Country Code (MCC) of the PLMN identifier. See TS 23.003 [3] subclause 2.2 and 12.1. allowedValues: a bounded string of 3 characters representing 3 digits.	type: String multiplicity: 1 isOrdered: N/A isUnique: N/A defaultValue: None isNullable: False
mNC	This is the Mobile Network Code (MNC) of the PLMN identifier. See TS 23.003 [3] subclause 2.2 and 12.1. allowedValues: A bounded string of 2 or 3 characters representing 2 or 3 digits.	type: String multiplicity: 1 isOrdered: N/A isUnique: N/A defaultValue: None isNullable: False
nId	Network Identity; Shall be present if PlmnIdNid identifies an SNPN (see clauses 5.30.2.3, 5.30.2.9, 6.3.4, and 6.3.8 in 3GPP TS 23.501 [2]).	type: String multiplicity: 1 isOrdered: N/A isUnique: N/A defaultValue: None isNullable: False
allowedNfTypes	Type of the NFs allowed to access the NF instance. If not provided, any NF type is allowed to access the NF. allowedValues: See TS 23.501[2] for NF types	type: ENUM multiplicity: * isOrdered: False isUnique: True defaultValue: None isNullable: False
allowedNfDomains	Pattern (regular expression according to the ECMA-262 dialect [72]) representing the NF domain names within the PLMN of the NRF allowed to access the NF instance. If not provided, any NF domain is allowed to access the NF.	type: String multiplicity: * isOrdered: False isUnique: True defaultValue: None isNullable: False
allowedNSSAIs	S-NSSAI of the allowed slices to access the NF instance. If not provided, any slice is allowed to access the NF.	type: S-NSSAI multiplicity: * isOrdered: False isUnique: True defaultValue: None isNullable: False
locality	The parameter defines information about the location of the NF instance (e.g. geographic location, data center) defined by operator (See TS 29.510[23]). allowedValues: N/A	type: String multiplicity: 0..1 isOrdered: N/A isUnique: N/A defaultValue: None isNullable: False

capacity	This parameter defines static capacity information in the range of 0-65535, expressed as a weight relative to other NF instances of the same type; if capacity is also present in the nfServiceList parameters, those will have precedence over this value (See TS 29.510[23]) allowedValues: 0-65535	type: Integer multiplicity: 1 isOrdered: N/A isUnique: N/A defaultValue: None allowedValues: N/A isNullable: False
recoveryTime	Timestamp when the NF was (re)started. The NRF shall notify NFs subscribed to receiving notifications of changes of the NF profile, if the NF recoveryTime is changed.	type: DateTime multiplicity: 0..1 isOrdered: N/A isUnique: N/A defaultValue: None isNullable: False
nfServicePersistence	This parameter indicates whether the different service instances of a same NF Service in the NF instance, supporting a same API version, are capable to persist their resource state in shared storage and therefore these resources are available after a new NF service instance supporting the same API version is selected by a NF Service Consumer (see TS 29.510 [23]).	type: Boolean multiplicity: 0..1 isOrdered: N/A isUnique: N/A defaultValue: None isNullable: False
nfSetIdList	A NF Set Identifier is a globally unique identifier of a set of equivalent and interchangeable CP NFs from a given network that provide distribution, redundancy and scalability (see clause 5.21.3 of 3GPP TS 23.501 [2]). An NF Set Identifier shall be constructed from the MCC, MNC, NID (for SNPN), NF type and a Set ID. A NF Set Identifier shall be formatted as the following string: set<Set ID>.<nftype>set.5gc.mnc<MNC>.mcc<MCC> for a NF Set in a PLMN, or set<Set ID>.<nftype>set.5gc.nid<NID>.mnc<MNC>.mcc<MCC> for a NF Set in a SNPN. At most one NF Set ID shall be indicated per PLMN-ID or SNPN of the NF.	type: String multiplicity: 1..* isOrdered: False isUnique: True defaultValue: None isNullable: False
nfProfileChangesSupportInd	This parameter indicates if the NF Service Consumer supports or does not support receiving NF Profile Changes. It may be present in the NFRegister or NFUpdate (NF Profile Complete Replacement) request and shall be absent in the response (see Annex B 3GPP TS 29.510 [23]).	type: Boolean multiplicity: 0..1 isOrdered: N/A isUnique: N/A defaultValue: None isNullable: False
defaultNotificationSubscriptions	Notification endpoints for different notification types. This attribute may contain multiple default subscriptions for a same notification type; in that case, those default subscriptions are used as alternative notification endpoints.	type: DefaultNotificationSubscription multiplicity: 1..* isOrdered: False isUnique: True defaultValue: None isNullable: False
notificationType	This parameter indicates the types of notifications used in Default Notification URIs in the NF Profile of an NF Instance. allowedValues: "N1_MESSAGES", "N2_INFORMATION", "LOCATION_NOTIFICATION", "DATA_REMOVAL_NOTIFICATION", "DATA_CHANGE_NOTIFICATION", "LOCATION_UPDATE_NOTIFICATION", "NSSAA_REAUTH_NOTIFICATION", "NSSAA_REVOC_NOTIFICATION"	type: ENUM multiplicity: 1 isOrdered: N/A isUnique: N/A defaultValue: None isNullable: False

callbackURI	This attribute contains a default notification endpoint to be used by a NF Service Producer towards an NF Service Consumer that has not registered explicitly a callback URI in the NF Service Producer (e.g. as a result of an implicit subscription).	type: String multiplicity: 1 isOrdered: N/A isUnique: N/A defaultValue: None isNullable: False
n1MessageClass	This attribute (if it is present) identifies that class of N1 messages shall be notified as per TS 29.518 [80].	type: Boolean multiplicity: 0..1 isOrdered: N/A isUnique: N/A defaultValue: None isNullable: False
n2InformationClasses	This attribute (if it is present) identifies that class of N2 messages shall be notified as per TS 29.518 [80].	type: Boolean multiplicity: 0..1 isOrdered: N/A isUnique: N/A defaultValue: None isNullable: False
versions	This attribute identifies the API versions (e.g. "v1") supported for the default notification type.	type: String multiplicity: 1..* isOrdered: False isUnique: True defaultValue: None isNullable: False
binding	This attribute shall contain the value of the Binding Indication for the default subscription notification (i.e. the value part of "3gpp-Sbi-Binding" header), as specified in clause 6.12.4 of 3GPP TS 29.500 [76].	type: String multiplicity: 1 isOrdered: N/A isUnique: N/A defaultValue: None isNullable: False
servingScope	This parameter indicates the served geographical areas of a NF instance.	type: String multiplicity: 1..* isOrdered: False isUnique: True defaultValue: None isNullable: False
nfSetRecoveryTimeList	This parameter contains the recovery time of NF Set(s) indicated by the NfSetId, where the NF instance belongs.	type: DateTime multiplicity: 1..* isOrdered: False isUnique: True defaultValue: None isNullable: False
serviceSetRecoveryTimeList	This parameter contains the recovery time of NF Service Set(s) configured in the NF instance, which are indicated by the NfServiceSetId.	type: DateTime multiplicity: 1..* isOrdered: False isUnique: True defaultValue: None isNullable: False
scpDomains	This parameter shall carry the list of SCP domains the SCP belongs to, or the SCP domain the NF (other than SCP) or the SEPP belongs to.	type: String multiplicity: 1..* isOrdered: False isUnique: True defaultValue: None isNullable: False
vendorId	Vendor ID of the NF instance, according to the IANA-assigned "SMI Network Management Private Enterprise Codes" [77]. allowedValues: 6 decimal digits; if the SMI code has less than 6 digits, it shall be padded with leading digits "0" to complete a 6-digit string value.	type: String multiplicity: 0..1 isOrdered: N/A isUnique: N/A defaultValue: None isNullable: False
nFInfo	This parameter includes NF specific data in Managed NF profile allowedValues: N/A	type: NFInfo multiplicity: 1 isOrdered: N/A isUnique: N/A defaultValue: None isNullable: False

hostAddr	This parameter defines host address of a NF allowedValues: N/A	type: HostAddr multiplicity: 1 isOrdered: N/A isUnique: N/A defaultValue: None isNullable: False
priority	This parameter defines Priority (relative to other NFs of the same type) in the range of 0-65535, to be used for NF selection; lower values indicate a higher priority. If priority is also present in the nfServiceList parameters, those will have precedence over this value (See TS 29.510[23]). allowedValues: 0-65535	type: Integer multiplicity: 1 isOrdered: N/A isUnique: N/A defaultValue: None isNullable: False
supportedDataSetIds	This parameter defines list of supported data sets in the UDR instance (See TS 29.510[23]). allowedValues: "SUBSCRIPTION", "POLICY", "EXPOSURE", "APPLICATION"	type: ENUM multiplicity: 1..* isOrdered: N/A isUnique: False defaultValue: None isNullable: False
nFSrvGroupId	This parameter defines identity of the group that is served by the NF instance (See TS 29.510[23]). allowedValues: N/A	type: String multiplicity: 1 isOrdered: N/A isUnique: N/A defaultValue: None isNullable: False
smfServingAreas	This parameter defines the SMF service area(s) the UPF can serve (See TS 29.510[23]). allowedValues: N/A	type: String multiplicity: 1..* isOrdered: False isUnique: True defaultValue: None isNullable: False
isESCoveredBy	This indicates whether the adjacentCell provides no, partial or full coverage for the cell which name-contains the NRCellRelation instance. Adjacent cells with this attribute equal to "FULL" are recommended to be considered as candidate cells to take over the coverage when the original cell state is about to be changed to energySaving. All adjacent cells with this attribute value equal to "PARTIAL" are recommended to be considered as entirety of candidate cells to take over the coverage when the original cell state is about to be changed to energySaving. allowedValues: NO, PARTIAL, FULL	type: ENUM multiplicity: 1 isOrdered: N/A isUnique: N/A defaultValue: None isNullable: False
commModelList	The attribute specifies a list of commModel which is defined as a datatype (see clause 5.3.69). It can be used by NF and NF services to interact with each other in 5G Core network (see TS 23.501 [2]). allowedValues: Not applicable	type: CommModel multiplicity: 1..* isOrdered: False isUnique: True defaultValue: None isNullable: False
groupId	This parameter identifies a list of target NF services on which the same communication model is applied to. allowedValues: N/A	type: Integer multiplicity: 1 isOrdered: N/A isUnique: N/A defaultValue: None isNullable: False
commModelType	This parameter defines communication model used by a NF to interact with NF service(s) (See TS 23.501 [2]). allowedValues: "DIRECT_COMMUNICATION_WO_NRF", "DIRECT_COMMUNICATION_WITH_NRF", "INDIRECT_COMMUNICATION_WO_DEDICATED_DISCOVERY", "INDIRECT_COMMUNICATION_WITH_DEDICATED_DISCOVERY"	type: ENUM multiplicity: 1 isOrdered: N/A isUnique: N/A defaultValue: None isNullable: False

targetNFServiceList	This parameter lists target NF services sharing same communication model and configuration. allowedValues: N/A	type: DN multiplicity: 1..* isOrdered: False isUnique: True defaultValue: None isNullable: False
commModelConfiguration	This parameter defines configuration parameters for specific communication model for a group of NF Services. allowedValues: N/A	type: String multiplicity: 1 isOrdered: N/A isUnique: N/A defaultValue: None isNullable: False
supportedFuncList	This parameter lists functionalities supported by a SCP. Refer to TS 23.501 [2].	type: SupportedFunction multiplicity: 1..* isOrdered: N/A isUnique: N/A defaultValue: None isNullable: False
address	This parameter defines address of a SCP instance, it can be IP address (either IPv4 address (See RFC 791 [37]) or IPv6 address (See RFC 2373 [38])) or FQDN (See TS 23.003 [13]).	type: String multiplicity: 1 isOrdered: N/A isUnique: N/A defaultValue: None isNullable: False
function	This parameter defines name of a functionality supported by a SCP.	type: String multiplicity: 1 isOrdered: N/A isUnique: N/A defaultValue: None isNullable: False
policy	This parameter defines configuration policies of a functionality supported by a SCP.	type: String multiplicity: 1 isOrdered: N/A isUnique: N/A defaultValue: None isNullable: False
capabilityList	This parameter lists capabilities supported by a NEF. Refer to TS 23.501 [2]. allowedValues: N/A	type: String multiplicity: 1..* isOrdered: False isUnique: False defaultValue: None isNullable: False
isCAPIFSup	This parameter defines if the NEF support Common API Framework. allowedValues: TRUE, FALSE	type: Boolean multiplicity: 1 isOrdered: N/A isUnique: N/A defaultValue: None isNullable: False
seppType	This parameter defines the type of a SEPP entity. Refer to TS 33.501 [52]. allowedValues: "CSEPP", "PSEPP"	type: ENUM multiplicity: 1 isOrdered: N/A isUnique: N/A defaultValue: None isNullable: False
seppId	This parameter is identifier of a SEPP, it is unique inside a PLMN. allowedValues: N/A	type: Integer multiplicity: 1 isOrdered: N/A isUnique: N/A defaultValue: None isNullable: False
remotePlmnId	This parameter defines PLMNId of the remote SEPP. allowedValues: N/A	Type: PLMNId multiplicity: 1 isOrdered: N/A isUnique: N/A defaultValue: None isNullable: False

remoteSeppAddresses	This parameter defines address of the remote SEPP. It can be IP address (either IPv4 address (See RFC 791 [37]) or IPv6 address (See RFC 2373 [38])) or FQDN(See TS 23.003 [13]). allowedValues: N/A	type: String multiplicity: 1 isOrdered: N/A isUnique: N/A defaultValue: None isNullable: False
remoteSeppId	This parameter defines identifier of the remote SEPP. it is unique inside a PLMN. allowedValues: N/A	type: Integer multiplicity: 1 isOrdered: N/A isUnique: N/A defaultValue: None isNullable: False
n32cParas	This attribute is used to configure parameters to establish security link between two SEPPs. allowedValues: N/A	type: String multiplicity: 1 isOrdered: N/A isUnique: N/A defaultValue: None isNullable: False
n32fPolicy	This attribute is used to configure policies to protect the messages exchanged between SEPPs. allowedValues: N/A	type: String multiplicity: 1 isOrdered: N/A isUnique: N/A defaultValue: None isNullable: False
withIPX	This attribute defines if there's an IPX interconnected between two SEPPs. allowedValues: TRUE, FALSE	type: Boolean multiplicity: 1 isOrdered: N/A isUnique: N/A defaultValue: None isNullable: False
FiveQiDscpMappingList	It provides the list of mapping between 5QIs and DSCP. allowedValues: N/A	type: FiveQiDscpMapping multiplicity: * isOrdered: False isUnique: True defaultValue: None isNullable: False
fiveQIValues	It indicates a list of 5QI value. allowedValues: 0 - 255	type: Integer multiplicity: * isOrdered: False isUnique: True defaultValue: None isNullable: False
dscp	It indicates a DSCP. allowedValues: 0 – 255	type: Integer multiplicity: 1 isOrdered: N/A isUnique: N/A defaultValue: None isNullable: False
configurable5QISetRef	This is the DN of Configurable5QISet. allowedValues: DN of the Configurable5QISet MOI.	type: DN multiplicity: 0..1 isOrdered: N/A isUnique: N/A defaultValue: None isNullable: False
dynamic5QISetRef	This is the DN of Dynamic5QISet MOI. allowedValues: DN of the Dynamic5QISet MOI.	type: DN multiplicity: 0..1 isOrdered: N/A isUnique: N/A defaultValue: None isNullable: False
fiveQIValue	It identifies the 5QI value. allowedValues: 0 – 255	type: Integer multiplicity: 1 isOrdered: N/A isUnique: N/A defaultValue: None isNullable: False

resourceType	It indicates the Resource Type of a 5QI, as specified in TS 23.501 [2]. allowedValues: "GBR", Non-GBR"	type: ENUM multiplicity: 1 isOrdered: N/A isUnique: N/A defaultValue: None isNullable: False
priorityLevel	It indicates the Priority Level of a 5QI, as specified in TS 23.501 [2]. allowedValues: 0 - 127	type: Integer multiplicity: 1 isOrdered: N/A isUnique: N/A defaultValue: None isNullable: False
packetDelayBudget	It indicates the Packet Delay Budget (in unit of 0.5ms) of a 5QI, as specified in TS 23.501 [2]. allowedValues: 0 - 1023	type: Integer multiplicity: 1 isOrdered: N/A isUnique: N/A defaultValue: None isNullable: False
packetErrorRate	It indicates the Packet Error Rate of a 5QI, as specified in TS 23.501 [2]. allowedValues: N/A	type: PacketErrorRate multiplicity: 1 isOrdered: N/A isUnique: N/A defaultValue: None isNullable: False
averagingWindow	It indicates the Averaging Window (in unit of ms) of a 5QI, as specified in TS 23.501 [2]. allowedValues: 0 - 4095	type: Integer multiplicity: 1 isOrdered: N/A isUnique: N/A defaultValue: None isNullable: False
maximumDataBurstVolume	It indicates the Maximum Data Burst Volume (in unit of Byte) of a 5QI, as specified in TS 23.501 [2]. allowedValues: 0 - 4095	type: Integer multiplicity: 1 isOrdered: N/A isUnique: N/A defaultValue: None isNullable: False
scalar	The Packet Error Rate of a 5QI expressed as <i>Scalar</i> x 10-k where k is the <i>Exponent</i> . This attribute indicates the <i>Scalar</i> of this expression. allowedValues: 0 - 9	type: Integer multiplicity: 1 isOrdered: N/A isUnique: N/A defaultValue: None isNullable: False
exponent	The Packet Error Rate of a 5QI expressed as <i>Scalar</i> x 10-k where k is the <i>Exponent</i> . This attribute indicates the <i>Exponent</i> of this expression. allowedValues: 0 - 9	type: Integer multiplicity: 1 isOrdered: N/A isUnique: N/A defaultValue: None isNullable: False
gtpUPathQoSMonitoringState	It indicates the state of GTP-U path QoS monitoring for URLLC service. allowedValues: "Enabled", "Disabled".	type: ENUM multiplicity: 1 isOrdered: N/A isUnique: N/A defaultValue: Enabled isNullable: False
gtpUPathMonitoringS-NSSAIs	It specifies the S-NSSAIs for which the GTP-U path QoS monitoring is to be performed. allowedValues: See 3GPP TS 23.003 [13]	type: S-NSSAI multiplicity: * isOrdered: False isUnique: True defaultValue: None isNullable: False

monitoredDSCPs	It specifies the DSCPs for which the GTP-U path QoS monitoring is to be performed. allowedValues: See 3GPP TS 29.244 [56]	type: Integer multiplicity: * isOrdered: False isUnique: True defaultValue: None isNullable: False
isEventTriggeredGtpUPathMonitoringSupported	It indicates whether the event triggered GTP-U path QoS monitoring reporting based on thresholds is supported, see 3GPP TS 29.244 [56]. allowedValues: "TRUE", "FALSE".	type: Boolean multiplicity: 1 isOrdered: N/A isUnique: N/A defaultValue: TRUE isNullable: False
isPeriodicGtpUMonitoringSupported	It indicates whether the periodic GTP-U path QoS monitoring reporting is supported, see 3GPP TS 29.244 [56]. allowedValues: "TRUE", "FALSE".	type: Boolean multiplicity: 1 isOrdered: N/A isUnique: N/A defaultValue: TRUE isNullable: False
isImmediateGtpUMonitoringSupported	It indicates whether the immediate GTP-U path QoS monitoring reporting is supported, see 3GPP TS 29.244 [56]. allowedValues: "TRUE", "FALSE".	type: Boolean multiplicity: 1 isOrdered: N/A isUnique: N/A defaultValue: TRUE isNullable: False
gtpUPathDelayThresholds	It specifies the thresholds for reporting the packet delay for the GTP-U path QoS monitoring, if the isEventTriggeredGtpUPathMonitoringSupported attribute of the same MOI is set to "yes". The packet delay will be reported to SMF when it exceeds the threshold (in milliseconds). allowedValues: N/A.	type: GtpUPathDelayThresholdsType multiplicity: 1 isOrdered: N/A isUnique: N/A defaultValue: None isNullable: False
gtpUPathMinimumWaitingTime	It specifies the minimum waiting time (in seconds) between two consecutive reports for event triggered GTP-U path QoS monitoring reporting, if the isEventTriggeredGtpUPathMonitoringSupported attribute of the same MOI is set to "yes". allowedValues: see 3GPP TS 29.244 [56].	type: Integer multiplicity: 1 isOrdered: N/A isUnique: N/A defaultValue: None isNullable: False
gtpUPathMeasurementPeriod	It specifies the period (in seconds) for reporting the packet delay for GTP-U path QoS monitoring, if the isPeriodicGtpUMonitoringSupported attribute of the same MOI is set to "yes". allowedValues: see 3GPP TS 29.244 [56].	type: Integer multiplicity: 1 isOrdered: N/A isUnique: N/A defaultValue: None isNullable: False
n3AveragePacketDelayThreshold	It specifies the threshold for reporting the average packet delay of a GTP-U path on N3 interface. allowedValues: see 3GPP TS 29.244 [56].	type: Integer multiplicity: 1 isOrdered: N/A isUnique: N/A defaultValue: None isNullable: False

n3MinPacketDelayThreshold	It specifies the threshold for reporting the minimum packet delay of a GTP-U path on N3 interface. allowedValues: see 3GPP TS 29.244 [56].	type: Integer multiplicity: 1 isOrdered: N/A isUnique: N/A defaultValue: None isNullable: False
n3MaxPacketDelayThreshold	It specifies the threshold for reporting the maximum packet delay of a GTP-U path on N3 interface. allowedValues: see 3GPP TS 29.244 [56].	type: Integer multiplicity: 1 isOrdered: N/A isUnique: N/A defaultValue: None isNullable: False
n9AveragePacketDelayThreshold	It specifies the threshold for reporting the average packet delay of a GTP-U path on N9 interface. allowedValues: see 3GPP TS 29.244 [56].	type: Integer multiplicity: 1 isOrdered: N/A isUnique: N/A defaultValue: None isNullable: False
n9MinPacketDelayThreshold	It specifies the threshold for reporting the minimum packet delay of a GTP-U path on N9 interface. allowedValues: see 3GPP TS 29.244 [56].	type: Integer multiplicity: 1 isOrdered: N/A isUnique: N/A defaultValue: None isNullable: False
n9MaxPacketDelayThreshold	It specifies the threshold for reporting the maximum packet delay of a GTP-U path on N9 interface. allowedValues: see 3GPP TS 29.244 [56].	type: Integer multiplicity: 1 isOrdered: N/A isUnique: N/A defaultValue: None isNullable: False
qFQoSMonitoringState	It indicates the state of QoS monitoring per QoS flow per UE for URLLC service. allowedValues: "Enabled", "Disabled".	type: ENUM multiplicity: 1 isOrdered: N/A isUnique: N/A defaultValue: Enabled isNullable: False
qFMonitoredSNSSAIs	It specifies the S-NSSAIs for which the QoS monitoring per QoS flow per UE is to be performed. allowedValues: See 3GPP TS 23.003 [13]	type: S-NSSAI multiplicity: * isOrdered: False isUnique: True defaultValue: None isNullable: False
qFMonitored5QIs	It specifies the 5QIs for which the QoS monitoring per QoS flow per UE is to be performed. allowedValues: See 3GPP TS 23.501[2]	type: Integer multiplicity: * isOrdered: False isUnique: True defaultValue: None isNullable: False
isEventTriggeredQFMonitoringSupported	It indicates whether the event based QoS monitoring reporting per QoS flow per UE is supported, see 3GPP TS 29.244 [56]. allowedValues: "TRUE", "FALSE".	type: Boolean multiplicity: 1 isOrdered: N/A isUnique: N/A defaultValue: TRUE isNullable: False
isPeriodicQFMonitoringSupported	It indicates whether the periodic QoS monitoring reporting per QoS flow per UE is supported, see 3GPP TS 29.244 [56]. allowedValues: "TRUE", "FALSE".	type: Boolean multiplicity: 1 isOrdered: N/A isUnique: N/A defaultValue: TRUE isNullable: False

isSessionReleaseQFMonitoringSupported	It indicates whether the session release based QoS monitoring reporting per QoS flow per UE is supported, see 3GPP TS 29.244 [56]. allowedValues: "TRUE", "FALSE".	type: Boolean multiplicity: 1 isOrdered: N/A isUnique: N/A defaultValue: TRUE isNullable: False
qfPacketDelayThresholds	It specifies the thresholds for reporting the packet delay between PSA and UE for QoS monitoring per QoS flow per UE, if the isEventTriggeredQFMonitoringSupported attribute of the same MOI is set to "yes". The packet delay will be reported by PSA UPF to SMF when it exceeds the threshold (in milliseconds). allowedValues: see 3GPP TS 29.244 [56].	type: QfPacketDelayThresholdsType multiplicity: 1 isOrdered: N/A isUnique: N/A defaultValue: None isNullable: False
qfMinimumWaitTime	It specifies the minimum waiting time (in seconds) between two consecutive reports for event triggered QoS monitoring reporting per QoS flow per UE, if the isEventTriggeredQFMonitoringSupported attribute of the same MOI is set to "yes". allowedValues: see 3GPP TS 29.244 [56].	type: Integer multiplicity: 1 isOrdered: N/A isUnique: N/A defaultValue: None isNullable: False
qfMeasurementPeriod	It specifies the period (in seconds) for reporting the packet delay for QoS monitoring per QoS flow per UE, if the isPeriodicQFMonitoringSupported attribute of the same MOI is set to "yes". allowedValues: see 3GPP TS 29.244 [56].	type: Integer multiplicity: 1 isOrdered: N/A isUnique: N/A defaultValue: None isNullable: False
thresholdDl	It specifies the threshold for reporting the DL packet delay between PSA UPF and UE. allowedValues: see 3GPP TS 29.244 [56].	type: Integer multiplicity: 1 isOrdered: N/A isUnique: N/A defaultValue: None isNullable: False
thresholdUl	It specifies the threshold for reporting the UL packet delay between PSA UPF and UE. allowedValues: see 3GPP TS 29.244 [56].	type: Integer multiplicity: 1 isOrdered: N/A isUnique: N/A defaultValue: None isNullable: False
thresholdRtt	It specifies the threshold for reporting the round-trip packet delay between PSA UPF and UE. allowedValues: see 3GPP TS 29.244 [56].	type: Integer multiplicity: 1 isOrdered: N/A isUnique: N/A defaultValue: None isNullable: False
predefinedPccRules	It specifies the predefined PCC Rules, see TS 25.503 [59]. allowedValues: N/A	type: PccRule multiplicity: 1..* isOrdered: False isUnique: True defaultValue: None isNullable: False
pccRuleId	It identifies the PCC rule. allowedValues: N/A	type: String multiplicity: 1 isOrdered: N/A isUnique: N/A defaultValue: None isNullable: False
flowInfoList	It is a list of IP flow packet filter information. allowedValues: N/A	type: FlowInformation multiplicity: * isOrdered: False isUnique: True defaultValue: None isNullable: False

applicationId	A reference to the application detection filter configured at the UPF. allowedValues: N/A	type: String multiplicity: 1 isOrdered: N/A isUnique: N/A defaultValue: None isNullable: False
appDescriptor	It is the ATSSS rule application descriptor. allowedValues: see TS 29.571 [61].	type: BitString multiplicity: 1 isOrdered: N/A isUnique: N/A defaultValue: None isNullable: False
contentVersion	Indicates the content version of the PCC rule. allowedValues: N/A	type: Integer multiplicity: 1 isOrdered: N/A isUnique: N/A defaultValue: None isNullable: False
precedence	It indicates the order in which this PCC rule is applied relative to other PCC rules within the same PDU session. allowedValues: 0..255.	type: Integer multiplicity: 1 isOrdered: N/A isUnique: N/A defaultValue: None isNullable: False
afSigProtocol	Indicates the protocol used for signalling between the UE and the AF. allowedValues: "NO_INFORMATION", "SIP".	type: ENUM multiplicity: 1 isOrdered: N/A isUnique: N/A defaultValue: "NO_INFORMATION" isNullable: False
isAppRelocatable	It indicates the application relocation possibility. allowedValues: "TRUE", "FALSE".	type: Boolean multiplicity: 1 isOrdered: N/A isUnique: N/A defaultValue: FALSE isNullable: False
isUeAddrPreserved	It Indicates whether UE IP address should be preserved. allowedValues: "TRUE", "FALSE".	type: Boolean multiplicity: 1 isOrdered: N/A isUnique: N/A defaultValue: FALSE isNullable: False
qosData	It contains the QoS control policy data for a PCC rule. allowedValues: N/A	type: QoSData multiplicity: * isOrdered: False isUnique: True defaultValue: None isNullable: False
altQosParams	It contains the QoS control policy data for the Alternative QoS parameter sets of the service data flow. Only the "qosId" attribute, "5qi" attribute, "maxbrUI" attribute, "maxbrDI" attribute, "gbrUI" attribute and "gbrDI" attribute are applicable within the QoSData data type. This data type represents an ordered list, where the lower the index of the array for a given entry, the higher the priority. allowedValues: N/A	type: QoSData multiplicity: * isOrdered: True isUnique: True defaultValue: None isNullable: False
trafficControlData	It contains the traffic control policy data for a PCC rule. allowedValues: N/A	type: TrafficControlData multiplicity: * isOrdered: False isUnique: True defaultValue: None isNullable: False

conditionData	It contains the condition data for a PCC rule. allowedValues: N/A	type: ConditionData multiplicity: 1 isOrdered: N/A isUnique: N/A defaultValue: None isNullable: False
tscaiInputUl	It contains transports TSCAI input parameters for TSC traffic at the ingress interface of the DS-TT/UE (uplink flow direction). allowedValues: N/A	type: TscaiInputContainer multiplicity: 1 isOrdered: N/A isUnique: N/A defaultValue: None isNullable: False
tscaiInputDl	It contains transports TSCAI input parameters for TSC traffic at the ingress of the NW-TT (downlink flow direction). allowedValues: N/A	type: TscaiInputContainer multiplicity: 1 isOrdered: N/A isUnique: N/A defaultValue: None isNullable: False
flowDescription	It defines a packet filter for an IP flow. allowedValues: see TS 29.214 [62].	type: String multiplicity: 1 isOrdered: N/A isUnique: N/A defaultValue: None isNullable: False
ethFlowDescription	It defines a packet filter for an Ethernet flow. allowedValues: see TS 29.514 [62].	type: EthFlowDescription multiplicity: 1 isOrdered: N/A isUnique: N/A defaultValue: None isNullable: False
destMacAddr	It specifies the destination MAC address formatted in the hexadecimal notation according to clause 1.1 and clause 2.1 of IETF RFC 7042 [63]. Pattern: '^([0-9a-fA-F]{2})((-[0-9a-fA-F]{2}){5})\$'. allowedValues: N/A.	type: String multiplicity: 1 isOrdered: N/A isUnique: N/A defaultValue: None isNullable: False
ethType	A two-octet string that represents the Ethertype, as described in IEEE 802.3 [64] and IETF RFC 7042 [63] in hexadecimal representation. Each character in the string shall take a value of "0" to "9" or "A" to "F" and shall represent 4 bits. The most significant character representing the 4 most significant bits of the ethType shall appear first in the string, and the character representing the 4 least significant bits of the ethType shall appear last in the string. allowedValues: see IEEE 802.3 [64] and IETF RFC 7042 [63].	type: String multiplicity: 1 isOrdered: N/A isUnique: N/A defaultValue: None isNullable: False
fDesc	It contains the flow description for the Uplink or Downlink IP flow. It shall be present when the ethType is IP. allowedValues: see flowDescription in TS 29.214 [62].	type: String multiplicity: 1 isOrdered: N/A isUnique: N/A defaultValue: None isNullable: False
fDir	It indicates the packet filter direction. allowedValues: "DOWNLINK", "UPLINK".	type: ENUM multiplicity: 1 isOrdered: N/A isUnique: N/A defaultValue: None isNullable: False

sourceMacAddr	<p>It specifies the source MAC address formatted in the hexadecimal notation according to clause 1.1 and clause 2.1 of IETF RFC 7042 [63].</p> <p>Pattern: <code>'^([0-9a-fA-F]{2})(-[0-9a-fA-F]{2}){5}\$'</code>.</p> <p>allowedValues: N/A.</p>	<p>type: String multiplicity: 1 isOrdered: N/A isUnique: N/A defaultValue: None isNullable: False</p>
vlanTags	<p>It specifies the Customer-VLAN and/or Service-VLAN tags containing the VID, PCP/DEI fields as defined in IEEE 802.1Q [65] and IETF RFC 7042 [63]. The first/lower instance in the array stands for the Customer-VLAN tag and the second/higher instance in the array stands for the Service-VLAN tag.</p> <p>Each field is encoded as a two-octet string in hexadecimal representation. Each character in the string shall take a value of "0" to "9" or "A" to "F" and shall represent 4 bits. The most significant character representing the PCP/DEI field shall appear first in the string, followed by character representing the 4 most significant bits of the VID field, and the character representing the 4 least significant bits of the VID field shall appear last in the string.</p> <p>If only Service-VLAN tag is provided, empty string for Customer-VLAN tag shall be provided.</p> <p>allowedValues: see IEEE 802.1Q [65] and IETF RFC 7042 [63].</p>	<p>type: String multiplicity: * isOrdered: True isUnique: True defaultValue: None isNullable: False</p>
srcMacAddrEnd	<p>It specifies the source MAC address end. If this attribute is present, the sourceMacAddr attribute specifies the source MAC address start. E.g. srcMacAddrEnd with value 00-10-A4-23-3E-FE and sourceMacAddr with value 00-10-A4-23-3E-02 means all MAC addresses from 00-10-A4-23-3E-02 up to and including 00-10-A4-23-3E-FE.</p> <p>allowedValues: N/A.</p>	<p>type: String multiplicity: 0..1 isOrdered: N/A isUnique: N/A defaultValue: None isNullable: False</p>
destMacAddrEnd	<p>It specifies the destination MAC address end. If this attribute is present, the destMacAddr attribute specifies the destination MAC address start.</p> <p>allowedValues: N/A.</p>	<p>type: String multiplicity: 0..1 isOrdered: N/A isUnique: N/A defaultValue: None isNullable: False</p>
packFiltId	<p>It is the identifier of the packet filter.</p> <p>allowedValues: N/A.</p>	<p>type: String multiplicity: 1 isOrdered: N/A isUnique: N/A defaultValue: None isNullable: False</p>
packetFilterUsage	<p>It indicates if the packet shall be sent to the UE.</p> <p>allowedValues: TRUE, FALSE</p>	<p>type: Boolean multiplicity: 1 isOrdered: N/A isUnique: N/A defaultValue: FALSE isNullable: False</p>
tosTrafficClass	<p>It contains the Ipv4 Type-of-Service and mask field or the Ipv6 Traffic-Class field and mask field.</p> <p>allowedValues: N/A</p>	<p>type: String multiplicity: 1 isOrdered: N/A isUnique: N/A defaultValue: None isNullable: False</p>
spi	<p>It is the security parameter index of the IPSec packet, see IETF RFC 4301 [66].</p> <p>allowedValues: see IETF RFC 4301 [66].</p>	<p>type: String multiplicity: 0..1 isOrdered: N/A isUnique: N/A defaultValue: None isNullable: False</p>

flowLabel	It specifies the Ipv6 flow label header field. allowedValues: N/A	type: String multiplicity: 0..1 isOrdered: N/A isUnique: N/A defaultValue: None isNullable: False
flowDirection	It indicates the direction/directions that a filter is applicable. allowedValues: "DOWNLINK", "UPLINK", "BIDIRECTIONAL", "UNSPECIFIED".	type: ENUM multiplicity: 0..1 isOrdered: N/A isUnique: N/A defaultValue: None isNullable: False
qosId	It identifies the QoS control policy data for a PCC rule. allowedValues: N/A	type: String multiplicity: 1 isOrdered: N/A isUnique: N/A defaultValue: None isNullable: False
maxbrUl	It represents the maximum uplink bandwidth formatted as follows: Pattern: '^d+(\.d+)? (bps Kbps Mbps Gbps Tbps)\$', see TS 29.512 [60]. Examples: "125 Mbps", "0.125 Gbps", "125000 Kbps" allowedValues: N/A	type: String multiplicity: 0..1 isOrdered: N/A isUnique: N/A defaultValue: None isNullable: False
maxbrDl	It represents the maximum downlink bandwidth formatted as follows: Pattern: '^d+(\.d+)? (bps Kbps Mbps Gbps Tbps)\$', see TS 29.512 [60]. Examples: "125 Mbps", "0.125 Gbps", "125000 Kbps". allowedValues: N/A.	type: String multiplicity: 0..1 isOrdered: N/A isUnique: N/A defaultValue: None isNullable: False
gbrUl	It represents the guaranteed uplink bandwidth formatted as follows: Pattern: '^d+(\.d+)? (bps Kbps Mbps Gbps Tbps)\$', see TS 29.512 [60]. Examples: "125 Mbps", "0.125 Gbps", "125000 Kbps". allowedValues: N/A.	type: String multiplicity: 0..1 isOrdered: N/A isUnique: N/A defaultValue: None isNullable: False
gbrDl	It represents the guaranteed downlink bandwidth formatted as follows: Pattern: '^d+(\.d+)? (bps Kbps Mbps Gbps Tbps)\$', see TS 29.512 [60]. Examples: "125 Mbps", "0.125 Gbps", "125000 Kbps". allowedValues: N/A.	type: String multiplicity: 0..1 isOrdered: N/A isUnique: N/A defaultValue: None isNullable: False
extMaxDataBurstVol	It denotes the largest amount of data that is required to be transferred within a period of 5G-AN PDB, see TS 29.512 [60]. allowedValues: 4096..2000000.	type: Integer multiplicity: 0..1 isOrdered: N/A isUnique: N/A defaultValue: None isNullable: False

arp	It indicates the allocation and retention priority. allowedValues: N/A.	type: ARP multiplicity: 1 isOrdered: N/A isUnique: N/A defaultValue: None isNullable: False
ARP.priorityLevel	It defines the relative importance of a resource request. allowedValues: 1..15.	type: Integer multiplicity: 1 isOrdered: N/A isUnique: N/A defaultValue: None isNullable: False
preemptCap	It defines whether a service data flow may get resources that were already assigned to another service data flow with a lower priority level. allowedValues: "NOT_PREEMPT", "MAY_PREEMPT".	type: ENUM multiplicity: 1 isOrdered: N/A isUnique: N/A defaultValue: None isNullable: False
preemptVuln	It defines whether a service data flow may lose the resources assigned to it in order to admit a service data flow with higher priority level. allowedValues: "NOT_PREEMPTABLE", "PREEMPTABLE".	type: ENUM multiplicity: 1 isOrdered: N/A isUnique: N/A defaultValue: None isNullable: False
qosNotificationControl	It indicates whether notifications are requested from 3GPP NG-RAN when the GFBR can no longer (or again) be guaranteed for a QoS Flow during the lifetime of the QoS Flow. allowedValues: "TRUE", "FALSE".	type: Boolean multiplicity: 1 isOrdered: N/A isUnique: N/A defaultValue: FALSE isNullable: False
reflectiveQos	Indicates whether the QoS information is reflective for the corresponding non-GBR service data flow. allowedValues: "TRUE", "FALSE".	type: Boolean multiplicity: 1 isOrdered: N/A isUnique: N/A defaultValue: FALSE isNullable: False
sharingKeyDl	It indicates, by containing the same value, what PCC rules may share resource in downlink direction. allowedValues: N/A.	type: String multiplicity: 0..1 isOrdered: N/A isUnique: N/A defaultValue: None isNullable: False
sharingKeyUl	It indicates, by containing the same value, what PCC rules may share resource in uplink direction. allowedValues: N/A.	type: String multiplicity: 0..1 isOrdered: N/A isUnique: N/A defaultValue: None isNullable: False
maxPacketLossRateDl	It indicates the downlink maximum rate for lost packets that can be tolerated for the service data flow. allowedValues: 0..1000.	type: Integer multiplicity: 0..1 isOrdered: N/A isUnique: N/A defaultValue: None isNullable: False
maxPacketLossRateUl	It indicates the uplink maximum rate for lost packets that can be tolerated for the service data flow. allowedValues: 0..1000.	type: Integer multiplicity: 0..1 isOrdered: N/A isUnique: N/A defaultValue: None isNullable: False
tcId	It univocally identifies the traffic control policy data within a PDU session. allowedValues: N/A.	type: String multiplicity: 1 isOrdered: N/A isUnique: N/A defaultValue: None isNullable: False

flowStatus	It represents whether the service data flow(s) are enabled or disabled. See TS 29.514 [67]. allowedValues: "ENABLED-UPLINK", "ENABLED-DOWNLINK", "ENABLED", "DISABLED", "REMOVED".	type: ENUM multiplicity: 1 isOrdered: N/A isUnique: N/A defaultValue: "ENABLED" isNullable: False
redirectInfo	It indicates whether the detected application traffic should be redirected to another controlled address. allowedValues: N/A.	type: RedirectInformation multiplicity: 1 isOrdered: N/A isUnique: N/A defaultValue: "ENABLED" isNullable: False
addRedirectInfo	It contains the additional redirect information indicating whether the detected application traffic should be redirected to another controlled address. allowedValues: N/A.	type: RedirectInformation multiplicity: 1..* isOrdered: False isUnique: True defaultValue: "ENABLED" isNullable: False
redirectEnabled	It indicates whether the redirect instruction is enabled. allowedValues: "TRUE", "FALSE".	type: Boolean multiplicity: 1 isOrdered: N/A isUnique: N/A defaultValue: None isNullable: False
redirectAddressType	It indicates the type of redirect address, see TS 29.512 [60]. allowedValues: "IPV4_ADDR", "IPV6_ADDR", "URL", "SIP_URI".	type: ENUM multiplicity: 1 isOrdered: N/A isUnique: N/A defaultValue: None isNullable: False
redirectServerAddress	It indicates the address of the redirect server. allowedValues: N/A.	type: String multiplicity: 1 isOrdered: N/A isUnique: N/A defaultValue: None isNullable: False
muteNotif	It indicates whether application's start or stop notification is to be muted. allowedValues: "TRUE", "FALSE".	type: Boolean multiplicity: 1 isOrdered: N/A isUnique: N/A defaultValue: FALSE isNullable: False
trafficSteeringPolicyDl	It references to a pre-configured traffic steering policy for downlink traffic at the SMF, see TS 29.512 [60]. allowedValues: N/A.	type: String multiplicity: 1 isOrdered: N/A isUnique: N/A defaultValue: None isNullable: False
trafficSteeringPolicyUl	It references to a pre-configured traffic steering policy for uplink traffic at the SMF, see TS 29.512 [60]. allowedValues: N/A.	type: String multiplicity: 1 isOrdered: N/A isUnique: N/A defaultValue: None isNullable: False
routeToLocs	It provides a list of location which the traffic shall be routed to for the AF request. allowedValues: N/A.	type: RouteToLocation multiplicity: 1..* isOrdered: False isUnique: True defaultValue: None isNullable: False

traffCorreInd	It indicates the traffic correlation. allowedValues: "TRUE", "FALSE".	type: Boolean multiplicity: 1 isOrdered: N/A isUnique: N/A defaultValue: FALSE isNullable: False
dnai	It represents the DNAI (Data network access identifier), see 3GPP TS 23.501 [2]. allowedValues: N/A.	type: String multiplicity: 1 isOrdered: N/A isUnique: N/A defaultValue: None isNullable: False
routeInfo	It provides the traffic routing information. allowedValues: N/A.	type: RouteInformation multiplicity: 1 isOrdered: N/A isUnique: N/A defaultValue: None isNullable: False
ipv4Addr	It defines the Ipv4 address of the tunnel end point in the data network, formatted in the "dotted decimal" notation. Pattern: '^([0-9] [1-9][0-9] 1[0-9][0-9] 2[0-4][0-9] 25[0-5])\.\.){3}([0-9] [1-9][0-9] 1[0-9][0-9] 2[0-4][0-9] 25[0-5])\$'. allowedValues: N/A.	type: String multiplicity: 1 isOrdered: N/A isUnique: N/A defaultValue: None isNullable: False
ipv6Addr	It defines the Ipv6 address of the tunnel end point in the data network. Pattern: '^(: 0? [1-9a-f][0-9a-f]{0,3}) ((0? [1-9a-f][0-9a-f]{0,3}) {0,6}:(0? [1-9a-f][0-9a-f]{0,3}))\$' and Pattern: '^(((?:[0-9a-f]{1,4}) ::)(?:[0-9a-f]{1,4})?::(((?:[0-9a-f]{1,4}) ::)))\$'. allowedValues: N/A.	type: String multiplicity: 1 isOrdered: N/A isUnique: N/A defaultValue: None isNullable: False
ipv6AddrPrefix	String identifying an IPv6 address prefix formatted according to clause 4 of IETF RFC 5952 [82]. IPv6Prefix data type may contain an individual /128 IPv6 address. Pattern: '^(: 0? [1-9a-f][0-9a-f]{0,3}) ((0? [1-9a-f][0-9a-f]{0,3}) {0,6}:(0? [1-9a-f][0-9a-f]{0,3}))(\.([0-9] [1-9][0-9] 1[0-9][0-9] 2[0-4][0-9] 25[0-5])\.\.){3}([0-9] [1-9][0-9] 1[0-9][0-9] 2[0-4][0-9] 25[0-5])\$' and Pattern: '^(((?:[0-9a-f]{1,4}) ::)(?:[0-9a-f]{1,4})?::(((?:[0-9a-f]{1,4}) ::)))\$'. allowedValues: N/A.	type: String multiplicity: 1 isOrdered: N/A isUnique: N/A defaultValue: None isNullable: False
portNumber	It defines the UDP port number of the tunnel end point in the data network, see TS 29.571 [61]. allowedValues: N/A.	type: Integer multiplicity: 1 isOrdered: N/A isUnique: N/A defaultValue: None isNullable: False
routeProfId	It identifies the routing profile. allowedValues: N/A.	type: String multiplicity: 1 isOrdered: N/A isUnique: N/A defaultValue: None isNullable: False
upPathChgEvent	It contains the information about the AF subscriptions of the UP path change. allowedValues: N/A.	type: UpPathChgEvent multiplicity: 1 isOrdered: N/A isUnique: N/A defaultValue: None isNullable: False

notificationUri	It provides notification address (Uri) of AF receiving the event notification. allowedValues: N/A.	type: String multiplicity: 1 isOrdered: N/A isUnique: N/A defaultValue: None isNullable: False
notifCorreId	It is used to set the value of Notification Correlation ID in the notification sent by the SMF, see TS 29.512 [60]. allowedValues: N/A.	type: String multiplicity: 1 isOrdered: N/A isUnique: N/A defaultValue: None isNullable: False
dnaiChgType	It indicates the type of DNAI change, see TS 29.512 [60]. allowedValues: "EARLY", "EARLY_LATE", "LATE".	type: ENUM multiplicity: 1 isOrdered: N/A isUnique: N/A defaultValue: None isNullable: False
afAckInd	It identifies whether the AF acknowledgement of UP path event notification is expected. allowedValues: "TRUE", "FALSE".	type: Boolean multiplicity: 1 isOrdered: N/A isUnique: N/A defaultValue: FALSE isNullable: False
steerFun	It indicates the applicable traffic steering functionality, see TS 29.512 [60]. allowedValues: "MPTCP", "ATSSS_LL".	type: ENUM multiplicity: 1 isOrdered: N/A isUnique: N/A defaultValue: None isNullable: False
steerModeDl	It provides the traffic distribution rule across 3GPP and Non-3GPP accesses to apply for downlink traffic. allowedValues: N/A.	type: SteeringMode multiplicity: 1 isOrdered: N/A isUnique: N/A defaultValue: None isNullable: False
steerModeUl	It provides the traffic distribution rule across 3GPP and Non-3GPP accesses to apply for uplink traffic. allowedValues: N/A.	type: SteeringMode multiplicity: 1 isOrdered: N/A isUnique: N/A defaultValue: None isNullable: False
mulAccCtrl	It indicates whether the service data flow, corresponding to the service data flow template, is allowed or not allowed. allowedValues: "ALLOWED", "NOT_ALLOWED".	type: ENUM multiplicity: 1 isOrdered: N/A isUnique: N/A defaultValue: "NOT_ALLOWED" isNullable: False
steerModeValue	It indicates the value of the steering mode, see TS 29.512 [60]. allowedValues: "ACTIVE_STANDBY", "LOAD_BALANCING", "SMALLEST_DELAY", "PRIORITY_BASED".	type: ENUM multiplicity: 1 isOrdered: N/A isUnique: N/A defaultValue: None isNullable: False
active	It indicates the active access, see TS 29.571 [61]. allowedValues: "3GPP_ACCESS", "NON_3GPP_ACCESS".	type: ENUM multiplicity: 1 isOrdered: N/A isUnique: N/A defaultValue: None isNullable: False
standby	It indicates the Standby access, see TS 29.571 [61]. allowedValues: "3GPP_ACCESS", "NON_3GPP_ACCESS".	type: ENUM multiplicity: 1 isOrdered: N/A isUnique: N/A defaultValue: None isNullable: False

threeGLoad	It indicates the traffic load to steer to the 3GPP Access expressed in one percent. allowedValues: 0..100.	type: Integer multiplicity: 1 isOrdered: N/A isUnique: N/A defaultValue: None isNullable: False
prioAcc	It indicates the high priority access, see TS 29.571 [61]. allowedValues: "3GPP_ACCESS", "NON_3GPP_ACCESS".	type: ENUM multiplicity: 1 isOrdered: N/A isUnique: N/A defaultValue: None isNullable: False
condId	It uniquely identifies the condition data. allowedValues: N/A.	type: String multiplicity: 1 isOrdered: N/A isUnique: N/A defaultValue: None isNullable: False
activationTime	It indicates the time (in date-time format) when the decision data shall be activated, see TS 29.512 [60] and TS 29.571 [61]. allowedValues: N/A.	type: DateTime multiplicity: 1 isOrdered: N/A isUnique: N/A defaultValue: None isNullable: False
deactivationTime	It indicates the time (in date-time format) when the decision data shall be deactivated, see TS 29.512 [60] and TS 29.571 [61]. allowedValues: N/A.	type: DateTime multiplicity: 1 isOrdered: N/A isUnique: N/A defaultValue: None isNullable: False
accessType	It provides the condition of access type of the UE when the session AMBR shall be enforced, see TS 29.512 [60]. allowedValues: "3GPP_ACCESS", "NON_3GPP_ACCESS".	type: ENUM multiplicity: 1 isOrdered: N/A isUnique: N/A defaultValue: None isNullable: False
ratType	It provides the condition of RAT type of the UE when the session AMBR shall be enforced, see TS 29.512 [60] and TS 29.571 [61]. allowedValues: "NR", "EUTRA", "WLAN", "VIRTUAL", "NBIOT", "WIRELINE", "WIRELINE_CABLE", "WIRELINE_BBF", "LTE-M", "NR_U", "EUTRA_U", "TRUSTED_N3GA", "TRUSTED_WLAN", "UTRA", "GERA".	type: ENUM multiplicity: 1 isOrdered: N/A isUnique: N/A defaultValue: None isNullable: False
periodicity	It identifies the time period between the start of two bursts in reference to the TSN GM. allowedValues: see TS 29.571 [61].	type: Integer multiplicity: 1 isOrdered: N/A isUnique: N/A defaultValue: None isNullable: False
burstArrivalTime	Indicates the arrival time (in date-time format) of the data burst in reference to the TSN GM. allowedValues: see TS 29.571 [61].	type: DateTime multiplicity: 1 isOrdered: N/A isUnique: N/A defaultValue: None isNullable: False
nsacfInfoSnsaiList	It represents a list of NSACF information per S-NSSAI. allowedValues: N/A	type: NsacfInfoSnsai multiplicity: * isOrdered: False isUnique: True defaultValue: None isNullable: False

snssaiInfo	It defines generic information for a S-NSSAI. The information includes global unique identifier of a Network Slice (see [2] for definition of Network Slice) and administrativeState of the Network Slice allowedValues: N/A.	type: SnssaiInfo multiplicity: 1 isOrdered: N/A isUnique: N/A defaultValue: None isNullable: False
isSubjectToNsac	It defines if the Network Slice subjects to network slice admission control. The value is set to False if the maxNumberOfUEs attribute in corresponding SliceProfile is absent. allowedValues: True, False	type: Boolean multiplicity: 1 isOrdered: N/A isUnique: N/A defaultValue: False isNullable: False
NsacfInfoSnssai. maxNumberOfUEs	It defines the maximum number of UEs which are allowed to be served by the Network Slice that is subject to network slice admission control. This number could be derived from maxNumberOfUEs defined in corresponding SliceProfile. allowedValues: 0 - 65535	type: Integer multiplicity: 1 isOrdered: N/A isUnique: N/A defaultValue: 0 isNullable: False
eACMode	It represents if early admission control (EAC) mode is activated. allowedValues: Active, Inactive	type: ENUM multiplicity: 1 isOrdered: N/A isUnique: N/A defaultValue: Inactive isNullable: False
activeEacThresh old	It defines threshold in percentage value of the number of the UEs registered with the network slice to the maximum number of UEs allowed to register with the network slice. The eACMode is set to active when the number of the UEs registered with the network slice is above this threshold. allowedValues: 0 - 100	type: Integer multiplicity: 1 isOrdered: N/A isUnique: N/A defaultValue: 0 isNullable: False
deactiveEacThre shold	It defines threshold in percentage value of the number of the UEs registered with the network slice to the maximum number of UEs allowed to register with the network slice. The eACMode is set to inactive when the number of the UEs registered with the network slice is below this threshold. allowedValues: 0 - 100 Note: If this attribute is absent, activeEacThreshold is used to trigger deactivation of eACMode.	type: Integer multiplicity: 0..1 isOrdered: N/A isUnique: N/A defaultValue: 100 isNullable: False
numberOfUEs	It represents the number of the UEs registered with the network slice. This attribute is updated by NSACF. allowedValues: 0 - 65535	type: Integer multiplicity: 1 isOrdered: N/A isUnique: N/A defaultValue: None isNullable: False
ueIdList	It represents the UEs registered with the network slice. This attribute is updated by NSACF. allowedValues: N/A	type: String multiplicity: * isOrdered: False isUnique: True defaultValue: None isNullable: False
networkSliceInfo List	The attribute specifies a list of NetworkSliceInfo which is defined as a datatype (see clause 5.3.95). It can be used by the NWDAF to facilitate the data collection from OAM. allowedValues: N/A	type: NetworkSliceInfo multiplicity: 1..* isOrdered: False isUnique: True defaultValue: None isNullable: False

networkSliceRef	This holds a DN of the NetworkSlice managed object relating to the NetworkSlice instance differentiated by sNSSAI and optional cNSIID.	type: DN multiplicity: 1 isOrdered: N/A isUnique: N/A defaultValue: None isNullable: False
sNSSAI	It represents the S-NSSAI the NetworkSlice managed object is supporting. The S-NSSAI is defined in TS 23.003 [13]. allowedValues: See TS 23.003 [13]	type: S-NSSAI multiplicity: 1 isOrdered: N/A isUnique: N/A defaultValue: None isNullable: False
cNSIID	It represents NSI ID which is an identifier for identifying the Core Network part of a Network Slice instance when multiple Network Slice instances of the same Network Slice are deployed, and there is a need to differentiate between them in the 5GC. See NSI ID definition in clause 3.1 of TS 23.501 [2] and subclause 6.1.6.2.7 of TS 29.531 [24].	type: String multiplicity: * isOrdered: False isUnique: True defaultValue: None isNullable: False
eCSAddrConfigInfo	It represents one or more FQDN(s) and/or IP address(es) of Edge Configuration Server(s), and of an ECS Provider ID.	type: String multiplicity: 1..* isOrdered: False isUnique: True defaultValue: None isNullable: False
aMFSet.aMFRegionRef	This is the DN of AMFRegion instance of the AMFSet. This holds a DN of AMFRegion instance for which the AMFSet instance belongs to. allowedValues: N/A	type: DN multiplicity: 0..1 isOrdered: N/A isUnique: N/A defaultValue: None isNullable: False
aMFSetRef	This is the DN of AMFSet. allowedValues: N/A	type: DN multiplicity: 0..1 isOrdered: N/A isUnique: N/A defaultValue: None isNullable: False
aMFRegion.aMFSetListRef	This holds a list of DN of AMFSet instances in the same AMFRegion instance. allowedValues: N/A	type: DN multiplicity: * isOrdered: False isUnique: True defaultValue: None isNullable: False
ServerAddr	This attribute indicates the DNS server address for the PDU Session (see clause 6.2.2.2 in TS 23.548 [78]) allowedValues: Not applicable.	Type: String multiplicity: 1 isOrdered: N/A isUnique: N/A defaultValue: None isNullable: False
NsacfInfoSnssai.maxNumberOfPDUSessions	It defines the maximum number of concurrent PDU sessions supported by the network slic. This number could be derived from maxNumberOfPDUSessions defined in corresponding SliceProfile.	type: Integer multiplicity: 1 isOrdered: N/A isUnique: N/A defaultValue: None isNullable: False
eASServiceArea	This parameter defines the EAS service area (see clause 7.3.3.6 in TS 23.558 [81]). allowedValues: N/A	type: ServingLocation multiplicity: 1 isOrdered: N/A isUnique: N/A defaultValue: None isNullable: False

eESServiceArea	This parameter defines the EES service area (see clause 7.3.3.5 in TS 23.558 [81]). allowedValues: N/A	type: ServingLocation multiplicity: 1 isOrdered: N/A isUnique: N/A defaultValue: None isNullable: False
eDNServiceArea	This parameter defines the EDN service area (see clause 7.3.3.4 in TS 23.558 [81]). allowedValues: N/A	type: ServingLocation multiplicity: 1 isOrdered: N/A isUnique: N/A defaultValue: None isNullable: False
5GCNfConnEcmInfo List	The attribute specifies a list of 5GCNfConnInfo which is defined as a datatype (see clause 5.3.120). It is used to provide 5GC NFs, such as PCF, NEF, SCEF, that are connected EDN NFs, such as EAS, EES, and ECS. allowedValues: N/A	type: 5GCNfConnEcmInfo multiplicity: 1..* isOrdered: False isUnique: True defaultValue: None isNullable: False
5GCNFType	It indicates the type of a NF instance. allowedValues: "PCF", "NEF", "SCEF".	type: ENUM multiplicity: 0..1 isOrdered: N/A isUnique: N/A defaultValue: None isNullable: False
5GCNFIpAddress	This parameter defines address of a NF instance, It can be IP address (either IPv4 address (See RFC 791 [37]) or IPv6 address (See RFC 2373 [38])) or FQDN (See TS 23.003 [13]). allowedValues: N/A	type: String multiplicity: 1 isOrdered: N/A isUnique: N/A defaultValue: None isNullable: False
5GCNFRef	This attribute holds the DN of a NF instance. allowedValues: N/A	type: DN multiplicity: 0..1 isOrdered: N/A isUnique: N/A defaultValue: None isNullable: False
ednIdentifier	The identifier of the edge data network (See TS 23.558 [81]). allowedValues: N/A	type: String multiplicity: 1 isOrdered: N/A isUnique: N/A defaultValue: None isNullable: False
eASIpAddress	This parameter defines address of an EAS instance. It can be IP address (either IPv4 address (See RFC 791 [37]) or IPv6 address (See RFC 2373 [38])). allowedValues: N/A	type: String multiplicity: 1 isOrdered: N/A isUnique: N/A defaultValue: None isNullable: False
eESIpAddress	This parameter defines address of an EES instance. It can be IP address (either IPv4 address (See RFC 791 [37]) or IPv6 address (See RFC 2373 [38])). allowedValues: N/A	type: String multiplicity: 1 isOrdered: N/A isUnique: N/A defaultValue: None isNullable: False
eCSIpAddress	This parameter defines address of an ECS instance. It can be IP address (either IPv4 address (See RFC 791 [37]) or IPv6 address (See RFC 2373 [38])). allowedValues: N/A	type: String multiplicity: 1 isOrdered: N/A isUnique: N/A defaultValue: None isNullable: False

uPFConnectionInfo	The attribute is defined as a datatype UPFConnInfo (see clause 5.3.121). It is used to provide the UPF IP address and UPF DN. allowedValues: N/A	type: UPFConnInfo multiplicity: 1 isOrdered: N/A isUnique: N/A defaultValue: None isNullable: False
uPFRef	This attribute holds the DN of an UPF instance. allowedValues: N/A	type: DN multiplicity: 0..1 isOrdered: N/A isUnique: N/A defaultValue: None isNullable: False
UpfIpAddress	This parameter defines address of an UPF instance, It can be IP address (either IPv4 address (See RFC 791 [37]) or IPv6 address (See RFC 2373 [38])) or FQDN (See TS 23.003 [13]). allowedValues: N/A	type: String multiplicity: 0..1 isOrdered: N/A isUnique: N/A defaultValue: None isNullable: False
ecmConnectionType	It indicates the type of ECM connection (i.e., user plane connection via UPF, control plane connection via PCF or NEF). allowedValues: "USERPLANE", "CONTROLPLANE", "BOTH".	type: ENUM multiplicity: 0..1 isOrdered: N/A isUnique: N/A defaultValue: None isNullable: False
predefinedPccRuleSetRefs	This holds a list of DN of PredefinedPccRuleSet instance. allowedValues: N/A	type: DN multiplicity: * isOrdered: False isUnique: True defaultValue: None isNullable: False
nfStatus	It represents status of the NF Instance. allowedValues: refer to TS 29.510[23] clause 6.1.6.3.7	type: ENUM multiplicity: 1 isOrdered: N/A isUnique: N/A defaultValue: None isNullable: False
plmnList	It represents a list of PLMN(s) of the Network Function. It shall be present if this information is available for the NF. allowedValues: N/A	type: PlmnId multiplicity: 1..* isOrdered: False isUnique: True defaultValue: None isNullable: False
sNssais	It indicates S-NSSAIs of the Network Function. allowedValues: N/A	type: S-NSSAI multiplicity: * isOrdered: False isUnique: True defaultValue: None isNullable: False
nfServices	It indicates a list of NF Service Instances. allowedValues: N/A	type: NFService multiplicity: * isOrdered: False isUnique: True defaultValue: None isNullable: False
serviceInstanceId	It indicates the unique ID of the service instance within a given NF Instance. allowedValues: N/A	type: String multiplicity: 1 isOrdered: N/A isUnique: N/A defaultValue: None isNullable: False
serviceName	It indicates name of the service instance. allowedValues: refer to TS 29.510[23] clause 6.1.6.3.11	type: String multiplicity: 1 isOrdered: N/A isUnique: N/A defaultValue: None isNullable: False

NFService.versions	This attribute identifies the API versions (supported by the NF Service and if available, the corresponding retirement date of the NF Service. allowedValues: N/A	type: String multiplicity: 1..* isOrdered: False isUnique: True defaultValue: None isNullable: False
schema	It indicates URI scheme (e.g. "http", "https"). allowedValues: "http", "https"	type: String multiplicity: 1 isOrdered: N/A isUnique: N/A defaultValue: None isNullable: False
ipEndpoints	It indicates IP address(es) and port information of the Network Function (including IPv4 and/or IPv6 address) where the service is listening for incoming service requests. allowedValues: N/A	type: IpEndPoint multiplicity: * isOrdered: False isUnique: True defaultValue: None isNullable: False
apiPrefix	It indicates an optional path segment(s) used to construct the {apiRoot} variable of the different API URIs allowedValues: N/A	type: String multiplicity: 0..1 isOrdered: N/A isUnique: N/A defaultValue: None isNullable: False

5.5 Common notifications

5.5.1 Alarm notifications

This clause presents a list of notifications, defined in TS 28.532 [35], that an MnS consumer may receive. The notification header attribute `objectClass/objectInstance` shall capture the DN of an instance of a class defined in the present document.

Name	S	Notes
notifyNewAlarm	M	--
notifyClearedAlarm	M	--
notifyAckStateChanged	M	--
notifyAlarmListRebuilt	M	--
notifyChangedAlarm	O	--
notifyCorrelatedNotificationChanged	O	--
notifyChangedAlarmGeneral	O	--
notifyComments	O	--
notifyPotentialFaultyAlarmList	O	--

5.5.2 Configuration notifications

This clause presents a list of notifications, defined in TS 28.532 [35], that an MnS consumer may receive. The notification header attribute `objectClass/objectInstance` shall capture the DN of an instance of a class defined in the present document.

Name	S	Notes
notifyMOICreation	O	--
notifyMOIDeletion	O	--
notifyMOIAttributeValueChanges	O	--
notifyMOIChanges	O	--
notifyEvent	O	--

5.5.3 Threshold Crossing notifications

This clause presents a list of notifications, defined in TS 28.532 [35], that an MnS consumer may receive. The notification header attribute `objectClass/objectInstance` shall capture the DN of an instance of a class defined in the present document.

Name	S	Notes
<code>notifyThresholdCrossing</code>	M	

5A Information model definitions for SBA support of IMS

5A.1 Imported information entities and local labels

Label reference	Local label
TS 28.622 [30], IOC, <code>SubNetwork</code>	<code>SubNetwork</code>
TS 28.622 [30], IOC, <code>ManagedElement</code>	<code>ManagedElement</code>
TS 28.622 [30], IOC, <code>ManagedFunction</code>	<code>ManagedFunction</code>
TS 28.622 [30], IOC, <code>EP_RP</code>	<code>EP_RP</code>
TS 28.705 [xx], IOC, <code>CSCFFunction</code>	<code>CSCFFunction</code>
TS 28.705 [xx], IOC, <code>HSSFunction</code>	<code>HSSFunction</code>
TS 28.705 [xx], IOC, <code>PCSCFFunction</code>	<code>PCSCFFunction</code>

5A.2 Class diagram

5A.2.1 Class diagram for SBA support of IMS

5A.2.1.1 Relationships

The set of classes (e.g. IOCs) that encapsulate the information relevant for IMS network resource information for telecommunication network management purposes are described in TS 28.705 [72].

The set of classes IOC `EP_RP` for SBA support of `SCSCFFunction`, `HSSFunction`, `PCSCFFunction` and `PCFFunction` are described in this clause.

The Figure 5A.2.1.1-1 shows the transport view of `SCSCFFunction` NRM for SBA interfaces.



Figure 5A.2.1.1-1: Transport view of `SCSCFFunction` for SBA interfaces

The Figure 5A.2.1.1-2 shows the transport view of `HSSFunction` NRM for SBA interfaces.

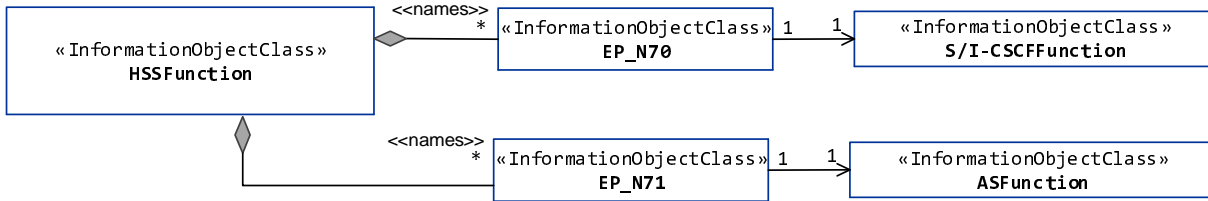


Figure 5A.2.1.1-2: Transport view of HSSFunction for SBA interfaces

The Figure 5A.2.1.1-3 shows the transport view of PCFFunction NRM for SBA interfaces.

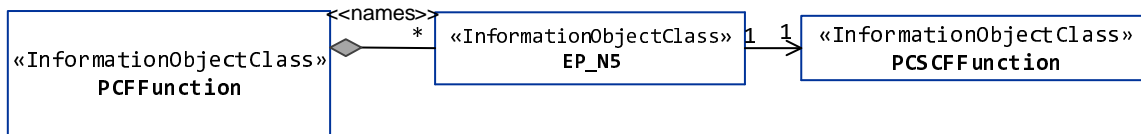


Figure 5A.2.1.1-3: Transport view of PCFFunction for SBA interfaces

The Figure 5A.2.1.1-4 shows the transport view of PCSCFFunction NRM for SBA interfaces.

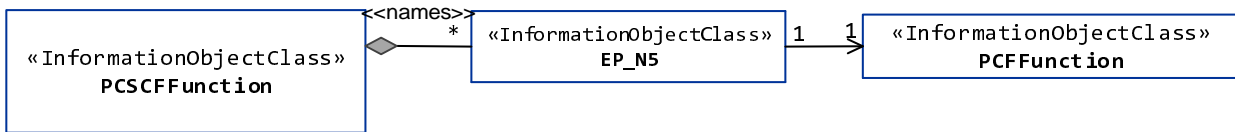


Figure 5A.2.1.1-4: Transport view of PCSCFFunction for SBA interfaces

5A.2.1.2 Inheritance

Figure 5A.2.1.2-1 shows the inheritance hierarchy from IOC EP_RP related to SBA interfaces of IMS nodes.

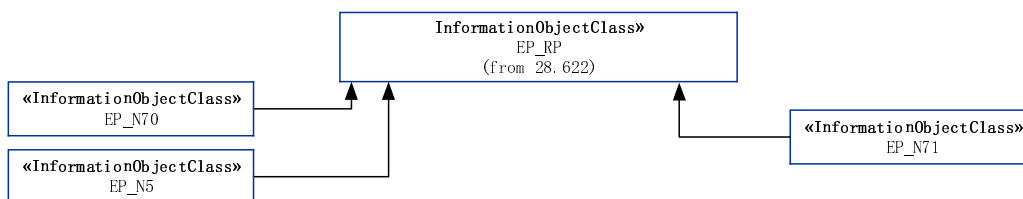


Figure 5A.2.1.2-1: Inheritance hierarchy from IOC EP_RP related to SBA interfaces of IMS

5A.3 Class definitions

5A.3.1 EP_N5

5A.3.1.1 Definition

This IOC represents the N5 interface between P-CSCF and PCF, which is defined in 3GPP TS 23.501 [2].

5A.3.1.2 Attributes

The EP_N5 IOC includes attributes inherited from EP_RP IOC (defined in TS 28.622[30]) and the following attributes:

Attribute name	S	isReadable	isWritable	isInvariant	isNotifyable
localAddress	O	T	T	F	T
remoteAddress	O	T	T	F	T

5A.3.2 EP_N70

5A.3.2.1 Definition

This IOC represents the N70 interface between S/I-CSCF and HSS, which is defined in 3GPP TS 23.501 [2].

5A.3.2.2 Attributes

The EP_N70 IOC includes attributes inherited from EP_RP IOC (defined in TS 28.622[30]) and the following attributes:

Attribute name	S	isReadable	isWritable	isInvariant	isNotifyable
localAddress	O	T	T	F	T
remoteAddress	O	T	T	F	T

5A.3.3 EP_N71

5A.3.3.1 Definition

This IOC represents the N71 interface between AF and HSS, which is defined in 3GPP TS 23.501 [2].

5A.3.3.2 Attributes

The EP_N71 IOC includes attributes inherited from EP_RP IOC (defined in TS 28.622[30]) and the following attributes:

Attribute name	S	isReadable	isWritable	isInvariant	isNotifyable
localAddress	O	T	T	F	T
remoteAddress	O	T	T	F	T

6 Information model definitions for network slice NRM

6.1 Imported information entities and local labels

Label reference	Local label
TS 28.622 [30], IOC, Top	Top
TS 28.622 [30], IOC, SubNetwork	SubNetwork
TS 28.622 [30], IOC, ManagedFunction	ManagedFunction
TS 28.658 [19], dataType, PLMNId	PLMNId
TS 28.622 [19], dataType, GeoArea	GeoArea
TS 28.622 [30], dataType, Tai	Tai
TS 28.622 [30], dataType, TimeWindow	TimeWindow

6.2 Class diagram

6.2.1 Relationships

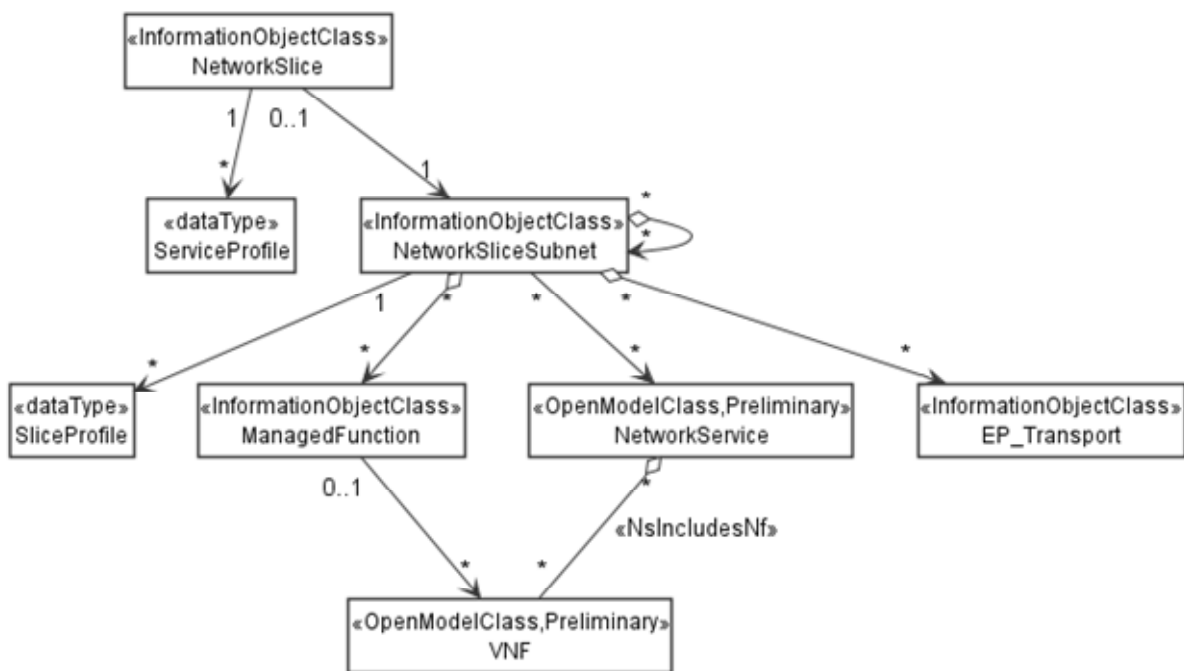


Figure 6.2.1-1: Network slice NRM fragment relationship

NOTE 1: The <<OpenModelClass>> NetworkService and <<OpenModelClass>> VNF are defined in [40].

NOTE 2: The target Network Service (NS) instance represents a group of VNFs and PNFs that are supporting the source network slice subnet instance.

NOTE 3: The instance tree of this NRM fragment would not contain the instances of NetworkService and VNF. However, the NetworkSliceSubNet instances would have an attribute holding the identifiers of NetworkService instances and the ManagedFunction instance would have an attribute holding identifiers of VNF instances.

NOTE 4: NOTE 4: Any instance of the NetworkSliceSubnet IOC is associated to 0 to 1 instance of the NetworkSlice IOC:

- 1: applies to the top/root NetworkSliceSubnet IOC instance directly associated to a NetworkSlice IOC instance.

- 0: applies to all non-top/non-root NetworkSliceSubnet IOC instances, also known as constituent network slice subnets, not directly associated to a NetworkSlice IOC instance.

Any instance of the NetworkSlice IOC is associated to exactly one instance of NetworkSliceSubnet IOC (i.e. the top/root NetworkSliceSubnet IOC instance).

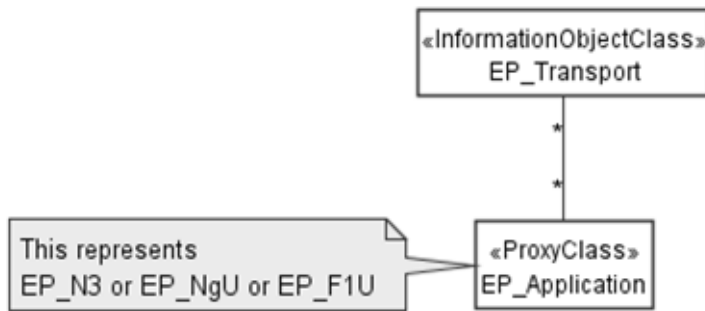


Figure 6.2.1-2: Transport EP NRM fragment relationship

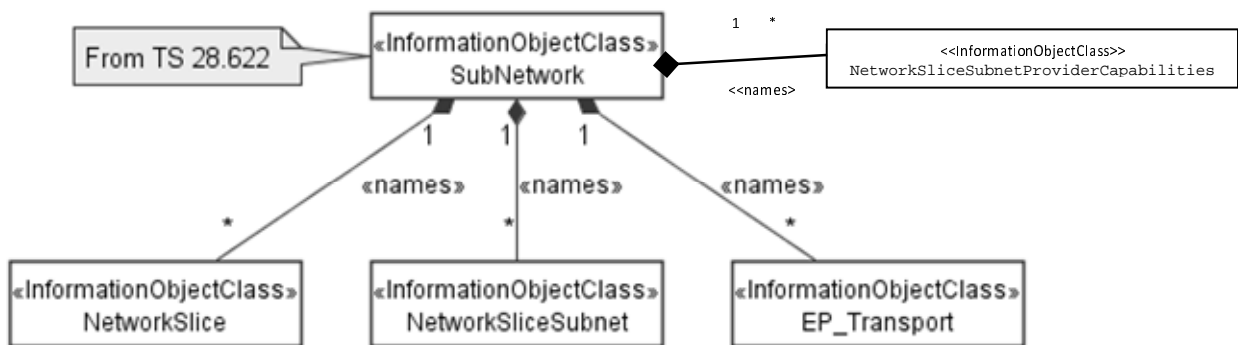


Figure 6.2.1-3: containment relationship for network slice fragment

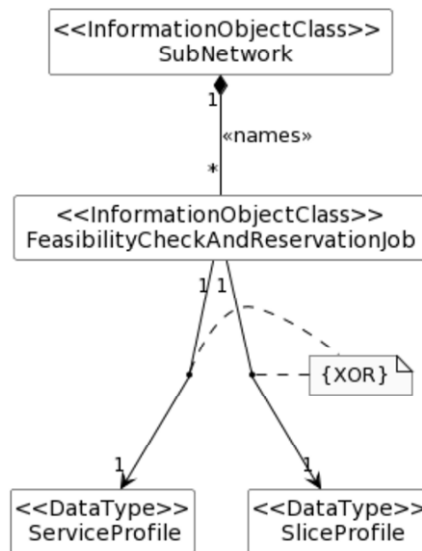


Figure 6.2.1-4: containment relationship for feasibility check and resource reservation NRM fragment

6.2.2 Inheritance

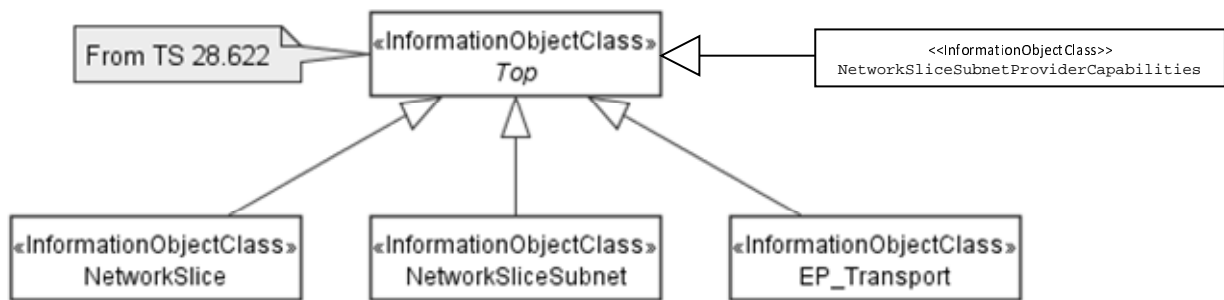


Figure 6.2.2-1: Network slice inheritance relationship

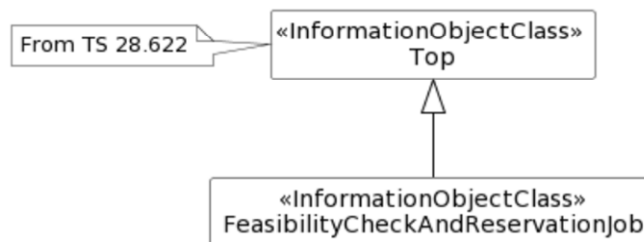


Figure 6.2.2-2: inheritance relationship for feasibility check and reservation NRM fragment

6.3 Class definitions

6.3.1 NetworkSlice

6.3.1.1 Definition

This IOC represents the properties of a network slice in a 5G network. For more information about the network slice, see 3GPP TS 28.530 [70].

6.3.1.2 Attributes

The NetworkSlice IOC includes attributes inherited from Top IOC (defined in TS 28.622[30]) and the following attributes:

Attribute name	S	isReadable	isWritable	isInvariant	isNotifiable
operationalState	M	T	F	F	T
administrativeState	M	T	T	F	T
serviceProfileList	M	T	T	F	T
Attribute related to role					
networkSliceSubnetRef	M	T	F	F	T

6.3.1.3 Attribute constraints

None.

6.3.1.4 Notifications

The common notifications defined in subclause 6.5 are valid for this IOC, without exceptions or additions.

6.3.2 NetworkSliceSubnet

6.3.2.1 Definition

This IOC represents the properties of a network slice subnet in a 5G network. For more information about the network slice subnet instance, see 3GPP TS 28.530 [70].

The NetworkSliceSubnet can be categorized by following types:

- RANsliceSubnet represent the RAN network slice subnet in a 5G network, which is associated to one or multiple "RANsliceSubnetProfile".
- CNSliceSubnet represent the CN network slice subnet in a 5G network, which is associated to one or multiple "CNSliceSubnetProfile".
- TopSliceSubnet represent the top network slice subnet in a 5G network, which is associated to one or multiple "TopSliceSubnetProfile".

The attribute `epTransportRef` is used to specify a list of `EP_Transport` instance as transport resources to be aggregated to a `NetworkSliceSubnet` instance. The MnS consumer determines the `EP_Transport` instance(s) to support `EP_Application` instances as part of the `NetworkSliceSubnet` instance and request the MnS producer to configure the attribute `epTransportRef` of the `NetworkSliceSubnet`.

The `EP_Transport` is name contained by `SubNetwork`, and an `EP_Transport` instance can be a new instance created for the `EP_Application` instances as part of `NetworkSliceSubnet` instance or an existing instance reused for `EP_Application` instance.

An instance of `NetworkSliceSubnet` that represents top network slice subnet shall be associated with one `NetworkSlice` instance. An instance of `NetworkSliceSubnet` that represents CN network slice subnet or RAN network slice subnet shall be associated with one instance of `NetworkSliceSubnet` that represents the top network slice subnet. An instance of `NetworkSliceSubnet` that represents CN network slice subnet or RAN network slice subnet may be associated with one or more constituent `NetworkSliceSubnet` instance(s) represented by attribute `networkSliceSubnetRef`.

6.3.2.2 Attributes

The `NetworkSliceSubnet` IOC includes attributes inherited from Top IOC (defined in TS 28.622[30]) and the following attributes:

Attribute name	S	isReadable	isWritable	isInvariant	isNotifyable
<code>operationalState</code>	M	T	F	F	T
<code>administrativeState</code>	M	T	T	F	T
<code>nsInfo</code>	CM	T	F	F	T
<code>sliceProfileList</code>	M	T	T	F	T
<code>priorityLabel</code>	O	T	T	F	T
<code>networkSliceSubnetType</code>	O	T	T	F	T
Attribute related to role					
<code>managedFunctionRef</code>	M	T	F	F	T
<code>networkSliceSubnetRef</code>	M	T	F	F	T
<code>epTransportRef</code>	O	T	T	F	T

6.3.2.3 Attribute constraints

Name	Definition
<code>nsInfo</code> S	Condition: It shall be supported if the <code>NetworkSliceSubnet</code> instance is realized in the virtualized environment.

6.3.2.4 Notifications

The common notifications defined in subclause 6.5 are valid for this IOC, without exceptions or additions.

6.3.3 ServiceProfile <<dataType>>

6.3.3.1 Definition

This data type represents the properties of the network slice related requirements that should be supported by a `NetworkSlice` instance in a 5G network. The network slice related requirements apply to a one-to-one relationship between a Network Slice Customer (NSC) and a Network Slice Provider (NSP). A network slice can be tailored based on the specific requirements adhered to an SLA agreed between NSC and NSP, see clause 2 of [50]. An NSP may add additional requirements not directly derived from SLA's, associated to the NSP internal [business] goals. The GST defined by GSMA (see [50]) and the service performance requirements defined in 3GPP TS 22.261 [28] and TS 22.104 [51] are all considered as input for the network slice related requirements.

6.3.3.2 Attributes

Attribute name	S	isReadable	isWritable	isInvariant	isNotifyable
<code>serviceProfileId</code>	M	T	F	T	T
<code>pLMNInfoList</code>	M	T	F	F	T
<code>maxNumberOfUEs</code>	O	T	T	F	T
<code>coverageArea</code>	O	T	T	F	T
<code>dLLatency</code>	O	T	T	F	T
<code>uLLatency</code>	O	T	T	F	T

uEMobilityLevel	O	T	T	F	T
networkSliceSharingIndicator	O	T	T	F	T
sST	M	T	T	F	T
availability	O	T	T	F	T
delayTolerance	O	T	T	F	T
dLDeterministicComm	O	T	T	F	T
uLDeterministicComm	O	T	T	F	T
dLThptPerSlice	O	T	T	F	T
dLThptPerUE	O	T	T	F	T
uLThptPerSlice	O	T	T	F	T
uLThptPerUE	O	T	T	F	T
dLMaxPktSize	O	T	T	F	T
uLMaxPktSize	O	T	T	F	T
maxNumberOfPDUSessions	O	T	T	F	T
kPIMonitoring	O	T	T	F	T
userMgmtOpen	O	T	T	F	T
v2XCommMode	O	T	T	F	T
termDensity	O	T	T	F	T
activityFactor	O	T	T	F	T
uESpeed	O	T	T	F	T
jitter	O	T	T	F	T
survivalTime	O	T	T	F	T
radioSpectrum	O	T	T	F	T
reliability	O	T	T	F	T
maxDLDataVolume	O	T	T	F	T
maxULDataVolume	O	T	T	F	T
nBIoT	O	T	T	F	T
synchronicity	O	T	T	F	T
positioning	O	T	T	F	T
sliceSimultaneousUse	O	T	T	F	T
energyEfficiency	O	T	T	F	T
nssaaSupport	O	T	T	F	T
n6Protection	O	T	T	F	T

NOTE: The attributes in ServiceProfile represent mapped requirements from an NSC (e.g. an enterprise) to an NSP

6.3.3.3 Attribute constraints

None.

6.3.3.4 Notifications

The subclause 6.5 of the <<IOC>> using this <<dataType>> as one of its attributes, shall be applicable.

6.3.4 SliceProfile <<dataType>>

6.3.4.1 Definition

This data type represents the properties of network slice subnet related requirement that should be supported by the NetworkSliceSubnet instance in a 5G network.

6.3.4.2 Attributes

Attribute name	S	isReadable	isWritable	isInvariant	isNotifiable
sliceProfileId	M	T	F	T	T
pLMNInfoList	M	T	T	F	T
CNSliceSubnetProfile	CM	T	T	F	T

RANsliceSubnetProfile	CM	T	T	F	T
TopSliceSubnetProfile	CM	T	T	F	T

6.3.4.3 Attribute constraints

Name	Definition
CNSliceSubnetProfile S	Condition: CN domain slice profile is supported.
RANsliceSubnetProfile S	Condition: RAN domain slice profile is supported.
TopSliceSubnetProfile S	Condition: Top network slice subnet is supported.

6.3.4.4 Notifications

The subclause 6.5 of the <<IOC>> using this <<dataType>> as one of its attributes, shall be applicable.

6.3.5 NsInfo <<dataType>>

6.3.5.1 Definition

This data type represents the properties of network service information (See clause 8.3.3.2.2 of ETSI GS NFV-IFA 013 [29]) corresponding to the network slice subnet instance.

6.3.5.2 Attributes

Attribute name	S	isReadable	isWritable	isInvariant	isNotifyable
nsInstanceId	M	T	F	F	T
nsName	O	T	F	F	T
description	O	T	F	F	T

6.3.5.3 Attribute constraints

None.

6.3.5.4 Notifications

The subclause 6.5 of the <<IOC>> using this <<dataType>> as one of its attributes, shall be applicable.

6.3.6 ServAttrCom <<dataType>>

6.3.6.1 Definition

This data type represents the common properties of service requirement related attributes (see GSMA NG.116 [50] corresponding to Attribute categories, tagging and exposure).

6.3.6.2 Attributes

Attribute name	S	isReadable	isWritable	isInvariant	isNotifyable
category	M	T	F	T	T

tagging	CM	T	F	T	T
exposure	M	T	F	T	T

6.3.6.3 Attribute constraints

Name	Definition
tagging S	Condition: This attribute shall be supported when this data type is used in the service requirement attribute of GST in the character category.

6.3.6.4 Notifications

The subclause 6.5 of the <<IOC>> using this <<dataType>> as one of its attributes, shall be applicable.

6.3.7 DelayTolerance<<dataType>>

6.3.7.1 Definition

This data type represents the delay tolerance (See Clause 3.4.3 of GSMA NG.116 [50]).

6.3.7.2 Attributes

Attribute name	S	isReadable	isWritable	isInvariant	isNotifiable
servAttrCom	CM	T	F	T	T
support	M	T	F	F	T

6.3.7.3 Attribute constraints

Name	Definition
servAttrCom S	Condition: This attribute is mandatory only when requirements are being defined on delay tolerance (GSMA attribute) in ServiceProfile.

6.3.7.4 Notifications

The subclause 6.5 of the <<IOC>> using this <<dataType>> as one of its attributes, shall be applicable.

6.3.8 DeterministicComm <<dataType>>

6.3.8.1 Definition

This data type represents the properties of the deterministic communication for periodic user traffic in downlink or uplink. Periodic traffic refers to the type of traffic with periodic transmissions.

6.3.8.2 Attributes

Attribute name	S	isReadable	isWritable	isInvariant	isNotifiable
servAttrCom	CM	T	F	F	T
availability	M	T	F	F	T
periodicityList	M	T	T	F	T

6.3.8.3 Attribute constraints

Name	Definition
servAttrCom S	Condition: This attribute is mandatory only <i>when requirements are being defined on</i> deterministic communication for periodic user traffic per network slice (GSMA attribute) in ServiceProfile.

6.3.8.4 Notifications

The subclause 6.5 of the <<IOC>> using this <<dataType>> as one of its attributes, shall be applicable.

6.3.9 XLThpt<<dataType>>

6.3.9.1 Definition

This data type can be used to represent downlink or uplink throughput per network slice , per network slice subnet, or per UE in a network slice (see clause 3.4.5, 3.4.6, 3.4.31 and 3.4.32 of GSMA NG.116 [50]).

6.3.9.2 Attributes

Attribute name	S	isReadable	isWritable	isInvariant	isNotifiable
servAttrCom	CM	T	F	F	T
guaThpt	O	T	T	F	T
maxThpt	O	T	T	F	T

6.3.9.3 Attribute constraints

Name	Definition
servAttrCom S	Condition: This [attribute] is mandatory only <i>when requirements are being defined on</i> throughput per: network slice (GSMA attribute), per UE in a network slice (GSMA attribute) in ServiceProfile.

6.3.9.4 Notifications

The subclause 6.5 of the <<IOC>> using this <<dataType>> as one of its attributes, shall be applicable.

6.3.10 Void

6.3.11 MaxPktSize <<dataType>>

6.3.11.1 Definition

This data type represents the maximum packet size (See Clause 3.4.11 of GSMA NG.116 [50]) in downlink or uplink.

6.3.11.2 Attributes

Attribute name	S	isReadable	isWritable	isInvariant	isNotifiable
----------------	---	------------	------------	-------------	--------------

servAttrCom	CM	T	F	T	T
maxSize	M	T	T	F	T

6.3.11.3 Attribute constraints

Name	Definition
servAttrCom S	Condition: This attribute is mandatory only <i>when requirements are being defined on maximum packet size per network slice (GSMA attribute) in ServiceProfile.</i>

6.3.11.4 Notifications

The subclause 6.5 of the <<IOC>> using this <<dataType>> as one of its attributes, shall be applicable.

6.3.12 MaxNumberOfPDUSessions <<dataType>>

6.3.12.1 Definition

This data type represents the maximum number of concurrent PDU sessions supported by the network slice (see clause 3.4.16 of GSMA NG.116 [50]).

6.3.12.2 Attributes

Attribute name	S	isReadable	isWritable	isInvariant	isNotifyable
servAttrCom	CM	T	F	T	T
nOfPDUSessions	M	T	T	F	T

6.3.12.3 Attribute constraints

servAttrCom S	Condition: This attribute is mandatory only when requirements are being defined on maximum number of PDU sessions per network slice (GSMA attribute) in ServiceProfile.
---------------	---

6.3.12.4 Notifications

The subclause 6.5 of the <<IOC>> using this <<dataType>> as one of its attributes, shall be applicable.

6.3.13 Void

6.3.14 KPIMonitoring <<dataType>>

6.3.14.1 Definition

This data type represents performance monitoring (see clause 3.4.18 of GSMA NG.116 [50]).

6.3.14.2 Attributes

Attribute name	S	isReadable	isWritable	isInvariant	isNotifyable
servAttrCom	CM	T	F	T	T
kPIList	M	T	F	F	T

6.3.14.3 Attribute constraints

Name	Definition
servAttrCom S	Condition: This attribute is mandatory only when requirements are being defined on performance monitoring (GSMA attribute) in ServiceProfile.

6.3.14.4 Notifications

The subclause 6.5 of the <<IOC>> using this <<dataType>> as one of its attributes, shall be applicable.

6.3.15 UserMgmtOpen<<dataType>>

6.3.15.1 Definition

This data type represents User management openness (See Clause 3.4.33 of GSMA NG.116 [50]).

6.3.15.2 Attributes

Attribute name	S	isReadable	isWritable	isInvariant	isNotifiable
servAttrCom	CM	T	F	T	T
support	M	T	F	F	T

6.3.15.3 Attribute constraints

Name	Definition
servAttrCom S	Condition: This attribute is mandatory only when requirements are being defined on user management openness (GSMA attribute) in ServiceProfile.

6.3.15.4 Notifications

The subclause 6.5 of the <<IOC>> using this <<dataType>> as one of its attributes, shall be applicable.

6.3.16 V2XCommMode<<dataType>>

6.3.16.1 Definition

This data type represents V2X communication mode (See Clause 3.4.35 of GSMA NG.116 [50]).

6.3.16.2 Attributes

Attribute name	S	isReadable	isWritable	isInvariant	isNotifiable
servAttrCom	CM	T	F	T	T
v2XMode	M	T	F	F	T

6.3.16.3 Attribute constraints

Name	Definition
------	------------

servAttrCom S	Condition: This attribute is mandatory only when requirements are being defined on V2X communication mode (GSMA attribute) in ServiceProfile.
---------------	---

6.3.16.4 Notifications

The subclause 6.5 of the <<IOC>> using this <<dataType>> as one of its attributes, shall be applicable.

6.3.17 TermDensity<<dataType>>

6.3.17.1 Definition

This data type represents Terminal density (See Clause 3.4.30 of GSMA NG.116 [50]).

6.3.17.2 Attributes

Attribute name	S	isReadable	isWritable	isInvariant	isNotifiable
servAttrCom	CM	T	F	T	T
density	M	T	T	F	T

6.3.17.3 Attribute constraints

Name	Definition
servAttrCom S	Condition: This attribute is mandatory only when requirements are being defined on terminal density (GSMA attribute) in ServiceProfile.

6.3.17.4 Notifications

The subclause 6.5 of the <<IOC>> using this <<dataType>> as one of its attributes, shall be applicable.

6.3.18 EP_Transport

6.3.18.1 Definition

This IOC represents the logical transport interface or endpoint which is part of a RAN or CN SubNetwork, including transport level information, e.g. transport address, reachability information and QoS profiles, etc.

MnS consumer can request MnS producer to create an EP_transport instance for one or multiple EP_Application instance(s) of one or multiple NetworkSliceSubnet(s).

The attribute “epApplicationRef” is used to specify a list of EP_N3 instances, EP_NgU instances and EP_FLU instances aggregated to the EP_transport instance.

MnS consumer can obtain all the information of the EP_Transport associated to a NetworkSliceSubnet from MnS producer and send to corresponding TN Management System as transport network related requirements.

6.3.18.2 Attributes

The EP_Transport IOC includes attributes inherited from Top IOC (defined in TS 28.622[30]) and the following attributes:

Attribute name	S	isReadable	isWritable	isInvariant	isNotifiable
----------------	---	------------	------------	-------------	--------------

ipAddress	M	T	F	F	T
logicalInterfaceInfo	M	T	T	F	T
nextHopInfoList	O	T	F	F	T
qosProfile	O	T	T	F	T
Attribute related to role					
epApplicationRef	M	T	T	F	T

6.3.18.3 Attribute constraints

None.

6.3.18.4 Notifications

The common notifications defined in subclause 6.5 are valid for this IOC, without exceptions or additions.

6.3.19 EP_Application <<ProxyClass>>

6.3.19.1 Definition

This represents <<IOC>>EP_N3 or <<IOC>>EP_NgU or <<IOC>>EP_F1U.

6.3.19.2 Attributes

See that defined in <<IOC>>EP_N3 or <<IOC>>EP_NgU or <<IOC>>EP_F1U.

6.3.19.3 Attribute constraints

See respective IOCs.

6.3.19.4 Notifications

See respective IOCs.

6.3.20 NB-IoT <<dataType>>

6.3.20.1 Definition

This data type represents NB-IoT Support (see clause 3.4.14 of GSMA NG.116 [50]).

6.3.20.2 Attributes

Attribute name	S	isReadable	isWritable	isInvariant	isNotifiable
servAttrCom	CM	T	F	T	T
support	M	T	F	F	T

6.3.20.3 Attribute constraints

Name	Definition
servAttrCom S	Condition: This attribute is mandatory only when requirements are being defined on NB-IoT support (GSMA attribute) in ServiceProfile.

6.3.20.4 Notifications

The subclause 6.5 of the <<IOC>> using this <<dataType>> as one of its attributes, shall be applicable.

6.3.21 Void

6.3.22 Void

6.3.23 CNSliceSubnetProfile<<dataType>>

6.3.23.1 Definition

This data type represents the requirements for CN slice profile.

6.3.23.2 Attributes

Attribute name	S	isReadable	isWritable	isInvariant	isNotifyable
maxNumberOfUEs	O	T	T	F	T
dLLatency	O	T	T	F	T
uLLatency	O	T	T	F	T
dLThptPerSliceSubnet	O	T	T	F	T
dLThptPerUE	O	T	T	F	T
uLThptPerSliceSubnet	O	T	T	F	T
uLThptPerUE	O	T	T	F	T
maxNumberOfPDUSessions	O	T	T	F	T
coverageAreaTAList	O	T	T	F	T
reliability	O	T	T	F	T
resourceSharingLevel	O	T	T	F	T
dLMaxPktSize	O	T	T	F	T
uLMaxPktSize	O	T	T	F	T
sliceSimultaneousUse	O	T	T	F	T
delayTolerance	O	T	T	F	T
energyEfficiency	O	T	T	F	T
dLDeterministicComm	O	T	T	F	T
uLDeterministicComm	O	T	T	F	T
survivalTime	O	T	T	F	T
nssaaSupport	O	T	T	F	T
n6Protection	O	T	T	F	T

6.3.23.3 Attribute constraints

None.

6.3.23.4 Notifications

The subclause 6.5 of the <<IOC>> using this <<dataType>> as one of its attributes, shall be applicable.

6.3.24 RANsliceSubnetProfile<<dataType>>

6.3.24.1 Definition

This data type represents the requirements for RAN slice profile.

6.3.24.2 Attributes

Attribute name	S	isReadable	isWritable	isInvariant	isNotifyable

coverageAreaTAList	O	T	T	F	T
uEMobilityLevel	O	T	T	F	T
resourceSharingLevel	O	T	T	F	T
maxNumberOfUEs	O	T	T	F	T
activityFactor	O	T	T	F	T
dLThptPerSliceSubnet	O	T	T	F	T
dLThptPerUE	O	T	T	F	T
uLThptPerSliceSubnet	O	T	T	F	T
uLThptPerUE	O	T	T	F	T
uESpeed	O	T	T	F	T
reliability	O	T	T	F	T
nROperatingBands	O	T	T	F	T
dLLatency	O	T	T	F	T
uLLatency	O	T	T	F	T
delayTolerance	O	T	T	F	T
sliceSimultaneousUse	O	T	T	F	T
dLMaxPktSize	O	T	T	F	T
uLMaxPktSize	O	T	T	F	T
energyEfficiency	O	T	T	F	T
termDensity	O	T	T	F	T
survivalTime	O	T	T	F	T
dLDeterministicComm	O	T	T	F	T
uLDeterministicComm	O	T	T	F	T
positioning	O	T	T	F	T
synchronicity	O	T	T	F	T

6.3.24.3 Attribute constraints

None.

6.3.24.4 Notifications

The subclause 6.5 of the <<IOC>> using this <<dataType>> as one of its attributes, shall be applicable.

6.3.25 TopSliceSubnetProfile<<dataType>>

6.3.25.1 Definition

This data type represents the requirements for a top network slice subnet, a network slice subnet directly associated with the network slice. It includes an aggregated list of the attributes from RANSliceSubnetProfile and CNSliceSubnetProfile.

6.3.25.2 Attributes

Attribute name	S	isReadable	isWritable	isInvariant	isNotifyable
dLLatency	O	T	T	F	T
uLLatency	O	T	T	F	T
maxNumberOfUEs	O	T	T	F	T
dLThptPerSliceSubnet	O	T	T	F	T
dLThptPerUE	O	T	T	F	T
uLThptPerSliceSubnet	O	T	T	F	T
uLThptPerUE	O	T	T	F	T
dLMaxPktSize	O	T	T	F	T
uLMaxPktSize	O	T	T	F	T
maxNumberOfPDUSessions	O	T	T	F	T
nROperatingBands	O	T	T	F	T
sliceSimultaneousUse	O	T	T	F	T
delayTolerance	O	T	T	F	T
energyEfficiency	O	T	T	F	T

termDensity	O	T	T	F	T
activityFactor	O	T	T	F	T
coverageAreaTAList	O	T	T	F	T
resourceSharingLevel	O	T	T	F	T
uEMobilityLevel	O	T	T	F	T
uESpeed	O	T	T	F	T
reliability	O	T	T	F	T
dLDeterministicComm	O	T	T	F	T
uLDeterministicComm	O	T	T	F	T
survivalTime	O	T	T	F	T
positioning	O	T	T	F	T
synchronicity	O	T	T	F	T
nssaaSupport	O	T	T	F	T
n6Protection	O	T	T	F	T

6.3.25.3 Attribute constraints

None.

6.3.25.4 Notifications

The subclause 6.5 of the <<IOC>> using this <<dataType>> as one of its attributes, shall be applicable.

6.3.26 Positioning <<dataType>>

6.3.26.1 Definition

This data type represents positioning support (see clause 3.4.20 of GSMA NG.116 [50]).

6.3.26.2 Attributes

Attribute name	S	isReadable	isWritable	isInvariant	isNotifiable
servAttrCom	CM	T	F	T	T
availability	O	T	F	F	T
predictionFrequency	O	T	T	F	T
accuracy	O	T	T	F	T

6.3.26.3 Attribute constraints

Name	Definition
servAttrCom S	Condition: This attribute is mandatory only when requirements are being defined on positioning support (GSMA attribute) in ServiceProfile.

6.3.26.4 Notifications

The subclause 6.5 of the <<IOC>> using this <<dataType>> as one of its attributes, shall be applicable.

6.3.27 Synchronicity <<dataType>>

6.3.27.1 Definition

This data type represents synchronicity support (see clause 3.4.29 of GSMA NG.116 [50]).

6.3.27.2 Attributes

Attribute name	S	isReadable	isWritable	isInvariant	isNotifiable
servAttrCom	CM	T	F	T	T
availability	O	T	F	F	T
accuracy	O	T	T	F	T

6.3.27.3 Attribute constraints

Name	Definition
servAttrCom S	Condition: This attribute is mandatory only when requirements are being defined on synchronicity support (GSMA attribute) in ServiceProfile.

6.3.27.4 Notifications

The subclause 6.5 of the <<IOC>> using this <<dataType>> as one of its attributes, shall be applicable.

6.3.28 Void

6.3.29 Void

6.3.30 EnergyEfficiency <<dataType>>

6.3.30.1 Definition

This data type represents energyEfficiency support (see clause 3.4.7 of GSMA NG.116 [50]).

6.3.30.2 Attributes

Attribute name	S	isReadable	isWritable	isInvariant	isNotifiable
servAttrCom	CM	T	F	T	T
performance	O	T	T	F	T

6.3.30.3 Attribute constraints

Name	Definition
servAttrCom S	Condition: This attribute is mandatory only when requirements are being defined on energy efficiency support (GSMA attribute) in ServiceProfile.

6.3.30.4 Notifications

The subclause 6.5 of the <<IOC>> using this <<dataType>> as one of its attributes, shall be applicable.

6.3.31 RadioSpectrum <<dataType>>

6.3.31.1 Definition

This data type represents the radio spectrum in which the network slice should be supported (see clause 3.4.21 of GSMA NG.116 [50]).

6.3.31.2 Attributes

Attribute name	S	isReadable	isWritable	isInvariant	isNotifiable
servAttrCom	CM	T	F	T	T
nROperatingBands	M	T	T	F	T

6.3.31.3 Attribute constraints

Name	Definition
servAttrCom S	Condition: This attribute is mandatory only when requirements are being defined on radio spectrum (GSMA attribute) in ServiceProfile.

6.3.31.4 Notifications

The clause 6.5 of the <<IOC>> using this <<dataType>> as one of its attributes, shall be applicable.

6.3.32 N6Protection <<dataType>>

6.3.32.1 Definition

This data type defines required security functions and corresponding rules of each function. It represents the N6 interface protection information in ServiceProfile and CNSliceSubnetProfile for CN.

6.3.32.2 Attributes

Attribute name	S	isReadable	isWritable	isInvariant	isNotifiable
servAttrCom	CM	T	F	T	T
secFuncList	M	T	T	F	T

6.3.32.3 Attribute constraints

Name	Definition
servAttrCom S	Condition: Only valid when the attribute is in ServiceProfile.

6.3.32.4 Notifications

The clause 6.5 of the <<IOC>> using this <<dataType>> as one of its attributes, shall be applicable.

6.3.33 SecFunc <<dataType>>

6.3.33.1 Definition

This data type defines each security control functions/features required by the Network Slice or Network Slice Subnet consumer. E.g. Firewall, NAT, antimalware, parental control, DDoS protection function, etc.

6.3.33.2 Attributes

Attribute name	S	isReadable	isWritable	isInvariant	isNotifiable
secFunId	M	T	F	T	T
secFunType	M	T	F	F	T
secRules	O	T	T	T	T

6.3.33.3 Attribute constraints

None.

6.3.33.4 Notifications

The clause 6.5 of the <<IOC>> using this <<dataType>> as one of its attributes, shall be applicable.

6.3.34 NSSAASupport <<dataType>>

6.3.34.1 Definition

This data type represents the Network Slice Specific Authentication and Authorization (NSSAA) (See Clause 3.4.37 of GSMA NG.116 [50]).

6.3.34.2 Attributes

Attribute name	S	isReadable	isWritable	isInvariant	isNotifiable
servAttrCom	CM	T	F	T	T
support	M	T	F	F	T

6.3.34.3 Attribute constraints

Name	Definition
servAttrCom S	Condition: This attribute is mandatory only when requirements are being defined on Network Slice Specific Authentication and Authorization (GSMA attribute) in ServiceProfile.

6.3.34.4 Notifications

The clause 6.5 of the <<IOC>> using this <<dataType>> as one of its attributes, shall be applicable.

6.3.35 LogicalInterfaceInfo <<dataType>>

6.3.35.1 Definition

This data type represents the logical interface information of the logical transport interface.

6.3.35.2 Attributes

Attribute name	S	isReadable	isWritable	isInvariant	isNotifyable
logicalInterfaceType	M	T	T	F	T
logicalInterfaceId	M	T	T	F	T

6.3.35.3 Attribute constraints

None.

6.3.35.4 Notifications

The clause 6.5 of the <<IOC>> using this <<dataType>> as one of its attributes, shall be applicable.

6.3.36 NetworkSliceSubnetProviderCapabilities

6.3.36.1 Definition

The NetworkSliceSubnetProviderCapabilities IOC store the capabilities/features of the network slice subnet provider in terms of network slice subnets it can manage/provide. The attributes of this IOC can be queried, using getMOIAttributes operation, to know the capabilities of the provider. Based on the capabilities decision can be made e.g derivation of subnet requirements by the consumer.

6.3.36.2 Attributes

The NetworkSliceSubnetProviderCapabilities IOC includes attributes inherited from Top IOC (defined in TS 28.622[30]) and the following attributes. The attributes here are subjected to updates, e.g. after each successful subnet allocation or because of any other operator internals decision.

Attribute name	S	isReadable	isWritable	isInvariant	isNotifyable
dLlatency	M	T	F	F	T
uLlatency	M	T	F	F	T
dLThptPerSliceSubnet	M	T	F	F	T
uLThptPerSliceSubnet	M	T	F	F	T
coverageAreaTAList	M	T	F	F	T

6.3.36.3 Attribute constraints

None

6.3.36.4 Notifications

The common notifications defined in subclause 6.5 are valid for this IOC, without exceptions or additions.

6.3.37 FeasibilityCheckAndReservationJob

6.3.37.1 Definition

This IOC represents a feasibility check and reservation job for network slicing related requirements (i.e. ServiceProfile for network slice related requirements, SliceProfile for network slice subnet related requirements) to determine whether the network slicing related requirements can be satisfied. It can be name-contained by SubNetwork.

When the MnS Consumer derives the network slicing related requirements (i.e. *ServiceProfile*, *SliceProfile*), before request the MnS producer to allocate or modify an NSI or NSSI, MnS consumer may express a feasibility check and reservation job requirement for the specified network slicing related requirements to MnS producer.

To express a feasibility check and reservation job requirement for specific network slicing related requirements (i.e. *ServiceProfile*, *SliceProfile*), MnS consumer needs to request MnS producer to create a *FeasibilityCheckAndReservationJob* instance on the MnS producer side with the network slicing related requirements specified, and to execute the feasibility check and resource reservation process.

For deletion of feasibility check and reservation job, the MnS consumer needs to request the MnS producer to delete the *FeasibilityCheckAndReservationJob* instance on the MnS producer side.

Attribute "resourceReservation" is used to represent MnS consumer's requirements for resource reservation for corresponding network slicing related requirements (i.e. *ServiceProfile*, *SliceProfile*). In case the value is "True", which means MnS producer needs to reserve corresponding resources (i.e. radio access network resources and/or core network resources) when the feasibility check result is feasible. In this case, attribute "requestedReservationExpiration" is used to represent MnS's requirements for the validity period of the resource reservation, which is specified by MnS consumer. While "reservationExpiration" is used to represent the actual validity period of the resource reservation, which is specified by MnS producer based on requested reservation expiration from MnS consumer and its own reservation capabilities. After the period expires, no guarantees are given for the resources associated to the corresponding network slicing related requirements (i.e. *ServiceProfile*, *SliceProfile*). In case the value by is "False" which means MnS producer only check the feasibility for corresponding network slicing related requirements, no guarantee for the corresponding resources.

To obtain the progress information of a feasibility check and reservation job, MnS consumer needs to request MnS producer to query the values of attribute "processMonitor".

To obtain the feasibility check result of a feasibility check and reservation job, MnS consumer needs to request MnS producer to query the values of attribute "feasibilityResult" and "inFeasibleReason" when the feasibility check and reservation job is finished. If the feasibility check result indicated as feasible, MnS consumer can request MnS producer to allocate a network slice or network slice subnet with the checked network slicing related requirements (i.e. *ServiceProfile* or *SliceProfile*). In case the feasibility check result is infeasible, MnS consumer may update the network slicing related requirements, and may trigger the feasibility check and reservation job again.

To obtain the resource reservation status, MnS consumer need to request MnS producer to query the value of the attribute "resourceReservationStatus".

MnS producer will use the reserved resources to satisfy the corresponding network slicing related requirements in the allocation request. In case to use the reserved resources, MnS consumer will use the same *ServiceProfileId* or *SliceProfileId* value (which is obtained/queried from the *FeasibilityCheckAndReservationJob*) as input parameters for allocation request.

6.3.37.2 Attributes

The *FeasibilityCheckAndReservationJob* IOC includes attributes inherited from Top IOC (defined in TS 28.622[30]) and the following attributes:

Attribute name	S	isReadable	isWritable	isInvariant	isNotifiable
sliceProfile	CM	T	T	F	T
serviceProfile	CM	T	T	F	T
resourceReservation	O	T	T	F	T
requestedReservationExpiration	O	T	T	F	T
processMonitor	M	T	F	F	T
feasibilityResult	M	T	F	F	T
inFeasibleReason	O	T	F	F	T
resourceReservationStatus	O	T	F	F	T
reservationFailureReason	O	T	F	F	T
reservationExpiration	O	T	F	F	T
recommendedRequirements	O	T	F	F	T

NOTE: the feasibility check and resource reservation for TN part is not defined in the present document..

6.3.37.3 Attribute constraints

Name	Definition
sliceProfile S	Condition: The FeasibilityCheckAndReservationJob is used to check the feasibility and reserve resources for network slice subnet related requirements.
serviceProfile S	Condition: The FeasibilityCheckAndReservationJob is used to check the feasibility and reserve resources for network slice related requirements.

6.3.37.4 Notifications

The common notifications defined in subclause 6.5 are valid for this IOC, without exceptions or additions.

6.4 Attribute definition

6.4.1 Attribute properties

Attribute Name	Documentation and Allowed Values	Properties
availability	This parameter specifies the communication service availability requirement, expressed as a percentage. The communication service availability is defined in clause 3.1 of TS 22.261 [28].	type: Real multiplicity: 0..1 isOrdered: N/A isUnique: N/A defaultValue: None isNullable: False
serviceProfileId	A unique identifier of property of network slice related requirement should be supported by the network slice.	type: String multiplicity: 0..1 isOrdered: N/A isUnique: N/A defaultValue: None isNullable: False
sliceProfileId	A unique identifier of the property of network slice subnet related requirement should be supported by the network slice subnet.	type: String multiplicity: 0..1 isOrdered: N/A isUnique: N/A defaultValue: None isNullable: False
operationalState	It indicates the operational state of the network slice or the network slice subnet. It describes whether or not the resource is physically installed and working. allowedValues: "ENABLED", "DISABLED". The meaning of these values is as defined in 3GPP TS 28.625 [17] and ITU-T X.731 [18].	type: ENUM multiplicity: 1 isOrdered: N/A isUnique: N/A defaultValue: None isNullable: False
administrativeState	It indicates the administrative state of the network slice or the network slice subnet. It describes the permission to use or prohibition against using the managed object instance, imposed through the OAM services. allowedValues: "LOCKED", "UNLOCKED", "SHUTTINGDOWN" The meaning of these values is as defined in 3GPP TS 28.625 [17] and ITU-T X.731 [18].	type: ENUM multiplicity: 1 isOrdered: N/A isUnique: N/A defaultValue: LOCKED isNullable: False
nsInfo	This attribute contains the NsInfo of the NS instance corresponding to the network slice subnet instance. The NsInfo is described in clause 8.3.3.2.2 of ETSI GS NFV-IFA 013 [29].	type: NsInfo multiplicity: 0..1 isOrdered: N/A isUnique: N/A defaultValue: No default value isNullable: False
nsInstanceId	This attribute specifies the identifier of NS instance corresponding to the network slice subnet instance. See clause 8.3.3.2.2 of ETSI GS NFV-IFA 013 [29].	type: String multiplicity: 0..1 isOrdered: N/A isUnique: N/A defaultValue: No default value isNullable: False
nsName	This attribute specifies the name of NS instance corresponding to the network slice subnet instance. See clause 8.3.3.2.2 of ETSI GS NFV-IFA 013 [29].	type: String multiplicity: 0..1 isOrdered: N/A isUnique: N/A defaultValue: No default value isNullable: False
description	This attribute specifies the description of NS instance corresponding to the network slice subnet instance. See clause 8.3.3.2.2 of ETSI GS NFV-IFA 013 [29].	type: String multiplicity: 0..1 isOrdered: N/A isUnique: N/A defaultValue: No default value isNullable: False

category	This attribute specifies the category of a service requirement/attribute of GST (see GSMA NG.116 [50]). allowedValues: CHARACTER, SCALABILITY	type: ENUM multiplicity: 1 isOrdered: N/A isUnique: N/A defaultValue: None isNullable: False
tagging	This attribute specifies the tagging of a service requirement/attribute of GST in character category (see GSMA NG.116 [50]). allowedValues: PERFORMANCE, FUNCTION, OPERATION	type: ENUM multiplicity: 1..3 isOrdered: False isUnique: True defaultValue: None isNullable: False
exposure	This attribute specifies exposure mode of a service requirement/attribute of GST (see GSMA NG.116 [50]). allowedValues: API, KPI	type: ENUM multiplicity: 1 isOrdered: N/A isUnique: N/A defaultValue: None isNullable: False
maxNumberOfUEs	An attribute specifies the maximum number of UEs may simultaneously access the network slice or network slice subnet instance.	type: Integer multiplicity: 1 isOrdered: N/A isUnique: N/A defaultValue: None isNullable: False
coverageAreaTAList	An attribute specifies a list of Tracking Areas for the network slice. TAI uniquely identifies a Tracking Area. TAI is defined in clause 9.3.3.11 of TS 38.413 [5]. allowedValues: N/A	type: Tai multiplicity: 1..* isOrdered: False isUnique: True defaultValue: None isNullable: False
dLLatency	An attribute specifies the required DL packet transmission latency (millisecond) through the RAN, CN, and TN part of 5G network and is used to evaluate utilization performance of the end-to-end network slice. See clause 6.3.1 of 28.554 [27].	type: Integer multiplicity: 1 isOrdered: N/A isUnique: N/A defaultValue: None isNullable: False
uLLatency	An attribute specifies the required UL packet transmission latency (millisecond) through the RAN, CN, and TN part of 5G network and is used to evaluate utilization performance of the end-to-end network slice. See clause 6.3.1 of 28.554 [27].	type: Integer multiplicity: 1 isOrdered: N/A isUnique: N/A defaultValue: None isNullable: False
topSliceSubnetProfile.dLLatency	An attribute specifies the required DL packet transmission latency (millisecond) through all domains of the network slice and is used to evaluate utilization performance of the end-to-end network slice. See clause 6.3.1 of 28.554 [27].	type: Integer multiplicity: 1 isOrdered: N/A isUnique: N/A defaultValue: None isNullable: False
topSliceSubnetProfile.uLLatency	An attribute specifies the required UL packet transmission latency (millisecond) through all domains of the network slice and is used to evaluate utilization performance of the end-to-end network slice. See clause 6.3.1 of 28.554 [27].	type: Integer multiplicity: 1 isOrdered: N/A isUnique: N/A defaultValue: None isNullable: False
CNSliceSubnetProfile.dLLatency	An attribute specifies the required DL packet transmission latency (millisecond) through CN domain of the network slice and is used to evaluate the delay in CN domain, e.g. time between received DL packet on N6 interface of UPF and successfully sent out the packet on N3 interface.	type: Real multiplicity: 1 isOrdered: N/A isUnique: N/A defaultValue: None isNullable: False
CNSliceSubnetProfile.uLLatency	An attribute specifies the required UL packet transmission latency (millisecond) through CN domain of the network slice and is used to evaluate the delay in CN domain, e.g. time between received UL packet on N3 interface of UPF and successfully sent out the packet on N6 interface.	type: Real multiplicity: 1 isOrdered: N/A isUnique: N/A defaultValue: None isNullable: False

RANSliceSubnetProfile.dLLatency	An attribute specifies the required DL packet transmission latency (millisecond) through RAN domain of the network slice and is used to evaluate the delay in RAN domain, e.g. time between received DL packet on NG-U of gNB and successfully sent out the packet on air interface of the gNB.	type: Real multiplicity: 1 isOrdered: N/A isUnique: N/A defaultValue: None isNullable: False
RANSliceSubnetProfile.uLLatency	An attribute specifies the required UL packet transmission latency (millisecond) through RAN domain of the network slice and is used to evaluate the delay in RAN domain, e.g. time between received UL packet on air interface of gNB and successfully sent out the packet on NG-U interface of the gNB.	type: Real multiplicity: 1 isOrdered: N/A isUnique: N/A defaultValue: None isNullable: False
uEMobilityLevel	An attribute specifies the mobility level of UE accessing the network slice. See 6.2.1 of TS 22.261 [28]. allowedValues: STATIONARY, NOMADIC, RESTRICTED_MOBILITY, FULL_MOBILITY..	type: ENUM multiplicity: 0..1 isOrdered: N/A isUnique: N/A defaultValue: None isNullable: False
networkSliceSharingIndicator	The attribute specifies whether a service, defined by the ServiceProfile, can share a NetworkSlice instance with other services or not. If "non-shared" the service needs a dedicated NetworkSlice instance. If "shared" the service may share a NetworkSlice instance with other service(s). allowedValues: SHARED, NON_SHARED..	type: ENUM multiplicity: 0..1 isOrdered: N/A isUnique: N/A defaultValue: None isNullable: False
serviceProfile.pLMNInfoList	It defines which PLMN and S-NSSAI combinations that are assigned for the service to satisfy service requirements represented by the ServiceProfile in case of network slicing feature is supported. allowedValues: Not applicable.	type: PLMNInfo multiplicity: 1..* isOrdered: False isUnique: True defaultValue: None isNullable: False
sliceProfile.pLMNInfoList	It defines which PLMN and S-NSSAI combinations that are served by the SliceProfile in case of network slicing feature is supported. allowedValues: Not applicable.	type: PLMNInfo multiplicity: 1..* isOrdered: False isUnique: True defaultValue: None isNullable: False
sliceProfile.resourceSharingLevel	An attribute specifies whether the resources to be allocated to the network slice subnet may be shared with another network slice subnet(s). allowedValues: SHARED, NON_SHARED.	type: ENUM multiplicity: 0..1 isOrdered: N/A isUnique: N/A defaultValue: None isNullable: False
serviceProfileList	An attribute specifies a list of ServiceProfile (see clause 6.3.3) supported by the network slice	type: ServiceProfile multiplicity: * isOrdered: False isUnique: True defaultValue: None isNullable: False
sliceProfileList	An attribute specifies a list of SliceProfile (see clause 6.3.4) supported by the network slice subnet. All members of the list, instances of SliceProfile, shall contain the same datatype representing slice profile requirements: TopSliceSubnetProfile, RANSliceSubnetProfile or CNSliceSubnetProfile. E.g. the sliceProfileList may contain only instances of sliceProfile containing RANSliceSubnetProfile datatype; the sliceProfileList may not contain instances of sliceProfile containing RANSliceSubnetProfile and CNSliceSubnetProfile datatypes Members of the list may contain TopSliceSubnetProfile datatype only when this attribute (sliceProfileList) belongs to a NetworkSliceSubnet that is directly referenced by a NetworkSlice	type: SliceProfile multiplicity: * isOrdered: False isUnique: True defaultValue: None isNullable: False

sST	This attribute specifies the slice/service type in a ServiceProfile to be supported by a network slice. See standardised SST values in clause 5.15.2 of TS 23.501 [2].	type: Integer multiplicity: 1 isOrdered: N/A isUnique: N/A defaultValue: None isNullable: False
delayTolerance	An attribute specifies the properties of service delivery flexibility, especially for the vertical services that are not chasing a high system performance. See clause 4.3 of TS 22.104 [51].	type: DelayTolerance multiplicity: 1 isOrdered: N/A isUnique: N/A defaultValue: False isNullable: False
DelayTolerance.support	An attribute specifies whether or not the network slice supports service delivery flexibility, especially for the vertical services that are not chasing a high system performance. allowedValues: "NOT_SUPPORTED", "SUPPORTED".	type: <<enumeration>> multiplicity: 1 isOrdered: N/A isUnique: N/A defaultValue: False isNullable: False
dLDeterministicComm	An attribute specifies the properties of the deterministic communication in downlink for periodic user traffic, see clause 4.3 of TS 22.104 [51].	type: DeterministicComm multiplicity: 1 isOrdered: N/A isUnique: N/A defaultValue: False isNullable: False
uLDeterministicComm	An attribute specifies the properties of the deterministic communication in uplink for periodic user traffic, see clause 4.3 of TS 22.104 [51].	type: DeterministicComm multiplicity: 1 isOrdered: N/A isUnique: N/A defaultValue: False isNullable: False
DeterministicComm.availability	An attribute specifies whether or not the network slice supports deterministic communication for period user traffic. allowedValues: "NOT_SUPPORTED", "SUPPORTED".	type: <<enumeration>> multiplicity: 1 isOrdered: N/A isUnique: N/A defaultValue: False isNullable: False
DeterministicComm.periodicityList	An attribute specifies a list of periodicities supported by the network slice for deterministic communication. Each instance of periodicity is expressed in seconds, refer to NG.116 [50].	type: Integer multiplicity: 1..* isOrdered: False isUnique: True defaultValue: False isNullable: False
dLThptPerSlice	This attribute defines achievable data rate of the network slice in downlink that is available ubiquitously across the coverage area of the slice, refer NG.116 [50].	type: XLThpt multiplicity: 1 isOrdered: N/A isUnique: N/A defaultValue: None isNullable: False
dLThptPerSliceSubnet	This attribute defines required data rate of the network slice subnet in downlink that should be available ubiquitously across the coverage area of the slice.	type: XLThpt multiplicity: 1 isOrdered: N/A isUnique: N/A defaultValue: None isNullable: False
dLThptPerUE	This attribute defines data rate supported by the network slice per UE, refer NG.116 [50].	type: XLThpt multiplicity: 1 isOrdered: N/A isUnique: N/A defaultValue: None isNullable: False

guaThpt	This attribute describes the guaranteed data rate.	type: Real multiplicity: 0..1 isOrdered: N/A isUnique: N/A defaultValue: False isNullable: False
maxThpt	This attribute describes the maximum data rate.	type: Real multiplicity: 0..1 isOrdered: N/A isUnique: N/A defaultValue: False isNullable: False
uLThptPerSlice	This attribute defines achievable data rate of the network slice in uplink that is available ubiquitously across the coverage area of the slice, refer NG.116 [50].	type: XLThpt multiplicity: 1 isOrdered: N/A isUnique: N/A defaultValue: None isNullable: False
uLThptPerUE	This attribute defines data rate supported by the network slice per UE, refer NG.116 [50].	type: XLThpt multiplicity: 1 isOrdered: N/A isUnique: N/A defaultValue: None isNullable: False
uLThptPerSlice Subnet	This attribute defines required data rate of the network slice subnet in uplink that should be available ubiquitously across the coverage area of the slice.	type: XLThpt multiplicity: 1 isOrdered: N/A isUnique: N/A defaultValue: None isNullable: False
dLMaxPktSize	This parameter specifies the maximum packet size supported by the network slice or the network slice subnet, in downlink refer NG.116 [50].	type: MaxPktSize multiplicity: 1 isOrdered: N/A isUnique: N/A defaultValue: None isNullable: False
uLMaxPktSize	This parameter specifies the maximum packet size supported by the network slice or the network slice subnet in uplink, refer NG.116 [50].	type: MaxPktSize multiplicity: 1 isOrdered: N/A isUnique: N/A defaultValue: None isNullable: False
MaxPktSize.max size	This parameter specifies the maximum packet size supported by the network slice, refer NG.116 [50].	type: Integer multiplicity: 1 isOrdered: N/A isUnique: N/A defaultValue: None isNullable: False
maxNumberOfPDU Sessions	This parameter defines the maximum number of concurrent PDU sessions supported by the network slice, refer NG.116 [50].	type: MaxNumberOfPDUSessions multiplicity: 1 isOrdered: N/A isUnique: N/A defaultValue: None isNullable: False
MaxNumberOfPDU Sessions.nOofP DUSessions	This parameter defines the maximum number of concurrent PDU sessions supported by the network slice, refer NG.116 [50].	type: Integer multiplicity: 1 isOrdered: N/A isUnique: N/A defaultValue: None isNullable: False
kPIMonitoring	An attribute specifies the name list of KQIs and KPIs available for performance monitoring.	type: KPIMonitoring multiplicity: 0..1 isOrdered: N/A isUnique: N/A defaultValue: False isNullable: False

KPIMonitoring.kPIList	An attribute specifies the name list of KQIs and KPIs available for performance monitoring.	type: String multiplicity: 1..* isOrdered: False isUnique: True defaultValue: False isNullable: False
nBIoT	An attribute specifies whether NB-IoT is supported in the RAN in the network slice, see NG.116 [50].	type: NBIoT multiplicity: 1 isOrdered: N/A isUnique: N/A defaultValue: False isNullable: False
NBIoT.support	An attribute specifies whether NB-IoT is supported in the RAN in the network slice, see NG.116 [50]. allowedValues: "NOT_SUPPORTED", "SUPPORTED".	type: <<enumeration>> multiplicity: 1 isOrdered: N/A isUnique: N/A defaultValue: False isNullable: False
synchronicity	An attribute specifies whether synchronicity of communication devices is supported, Two cases are most important in this context, see clause 3.4.29 of NG.116 [50]: - Synchronicity between a base station and a mobile device and - Synchronicity between mobile devices.	type: Synchronicity multiplicity: 1 isOrdered: N/A isUnique: N/A defaultValue: False isNullable: False
Synchronicity.availability	An attribute specifies whether synchronicity of communication devices is supported, see NG.116 [50]. allowedValues: "NOT_SUPPORTED", "BETWEEN_BS_AND_UE", "BETWEEN_BS_AND_UE_AND_UE_AND_UE".	type: <<enumeration>> multiplicity: 1 isOrdered: N/A isUnique: N/A defaultValue: False isNullable: False
Synchronicity.accuracy	An attribute specifies the accuracy of the synchronicity, see NG.116 [50].	type: Real multiplicity: 1 isOrdered: N/A isUnique: N/A defaultValue: False isNullable: False
RANSliceSubnetProfile.synchr onicity	An attribute specifies whether synchronicity of communication devices is supported in the RAN domain, Two cases are most important in this context, see clause 3.4.29 of NG.116 [50]: - Synchronicity between a base station and a mobile device and - Synchronicity between mobile devices.	type: Synchronicity multiplicity: 1 isOrdered: N/A isUnique: N/A defaultValue: False isNullable: False
userMgmtOpen	An attribute specifies whether or not the network slice supports the capability for the NSC to manage their users or groups of users' network services and corresponding requirements.	type: UserMgmtOpen multiplicity: 1 isOrdered: N/A isUnique: N/A defaultValue: False isNullable: False
UserMgmtOpen.s upport	An attribute specifies whether or not the network slice supports the capability for the NSC to manage their users or groups of users' network services and corresponding requirements. allowedValues: "NOT_SUPPORTED", "SUPPORTED".	type: <<enumeration>> multiplicity: 1 isOrdered: N/A isUnique: N/A defaultValue: False isNullable: False
v2XCommMode	An attribute specifies whether or not the V2X communication mode is supported by the network slice and how it is supported.	type: V2XCommMode multiplicity: 1 isOrdered: N/A isUnique: N/A defaultValue: False isNullable: False
V2XCommMode.v2 XMode	An attribute specifies whether or not the V2X communication mode is supported by the network slice and how it is supported. allowedValues: "NOT_SUPPORTED", "SUPPORTED_BY_NR".	type: <<enumeration>> multiplicity: 1 isOrdered: N/A isUnique: N/A defaultValue: False isNullable: False

coverageArea	An attribute specifies the coverage area of the network slice, i.e. the geographic region where a 3GPP communication service is accessible, see Table 7.1-1 of TS 22.261 [28]) and NG.116 [50].	type: GeoArea multiplicity: * isOrdered: False isUnique: True defaultValue: False isNullable: False
termDensity	An attribute specifies the overall user density over the coverage area of the network slice. See Table 7.1-1 of TS 22.261 [28]).	type: TermDensity multiplicity: 1 isOrdered: N/A isUnique: N/A defaultValue: False isNullable: False
TermDensity.density	An attribute specifies the overall user density over the coverage area of the network slice. See Table 7.1-1 of TS 22.261 [28]).	type: Integer multiplicity: 0..1 isOrdered: N/A isUnique: N/A defaultValue: False isNullable: False
positioning	An attribute specifies whether the network slice provides geo-localization methods or supporting methods, see clause 3.4.20 of NG.116 [50].	type: Positioning multiplicity: 0..1 isOrdered: N/A isUnique: N/A defaultValue: False isNullable: False
Positioning.availability	An attribute specifies if this attribute is provided by the network slice and contains a list of positioning methods provided by the slice. If the list is empty this attribute is not available in the network slice and the other parameters might be ignored, see NG.116 [50]. Comma separated multiple values are allowed: CIDE_CID, OTDOA, RF_FINGERPRINTING, AECID, HYBRID_POSITIONING, NET_RTK.	type: ENUM multiplicity: 1..6 isOrdered: False isUnique: True defaultValue: False isNullable: False
Positioning.predictionFrequency	An attribute specifies how often location information is provided. This parameter simply defines how often the customer is allowed to request location information. This is not related to the time it takes to determine the location, which is a characteristic of the positioning method, see NG.116 [50]. allowedValues: "PERSEC", "PERMIN", "PERHOUR".	type: ENUM multiplicity: 1 isOrdered: N/A isUnique: N/A defaultValue: False isNullable: False
Positioning.accuracy	An attribute specifies the accuracy of the location information. Accuracy depends on the respective positioning solution applied in the network slice, see NG.116 [50].	type: Real multiplicity: 1 isOrdered: N/A isUnique: N/A defaultValue: False isNullable: False
RANSliceSubnetProfile.positioning	An attribute specifies whether the RAN domain of the network slice provides geo-localization methods or supporting methods, see clause 3.4.20 of NG.116 [50].	type: Positioning multiplicity: 1 isOrdered: N/A isUnique: N/A defaultValue: False isNullable: False
activityFactor	An attribute specifies the percentage value of the amount of simultaneous active UEs to the total number of UEs where active means the UEs are exchanging data with the network. See Table 7.1-1 of TS 22.261 [28]).	type: Real multiplicity: 0..1 isOrdered: N/A isUnique: N/A defaultValue: False isNullable: False
uESpeed	An attribute specifies the maximum speed (in km/hour) supported by the network slice or network slice subnet at which a defined QoS can be achieved. See Table 7.1-1 of TS 22.261 [28]).	type: Integer multiplicity: 0..1 isOrdered: N/A isUnique: N/A defaultValue: False isNullable: False

jitter	An attribute specifies the deviation from the desired value to the actual value when assessing time parameters.	type: Integer multiplicity: 0..1 isOrdered: N/A isUnique: N/A defaultValue: False isNullable: False
survivalTime	An attribute specifies the time (millisecond) that an application consuming a communication service may continue without an anticipated message. See clause 5 of TS 22.104 [51]).	type: Real multiplicity: 0..1 isOrdered: N/A isUnique: N/A defaultValue: False isNullable: False
reliability	An attribute specifies in the context of network layer packet transmissions, percentage value of the amount of sent network layer packets successfully delivered to a given system entity within the time constraint required by the targeted service, divided by the total number of sent network layer packets, see TS 22.261 [28] and TS 22.104 [51].	type: Real multiplicity: 0..1 isOrdered: N/A isUnique: N/A defaultValue: False isNullable: False
NetworkSlice.networkSliceSubnetRef	This holds a DN of NetworkSliceSubnet relating to the NetworkSlice instance.	type: DN multiplicity: 1 isOrdered: N/A isUnique: N/A defaultValue: None isNullable: False
NetworkSliceSubnet.networkSliceSubnetRef	This holds a list of DN of constituent NetworkSliceSubnet supporting NetworkSliceSubnet instance	type: DN multiplicity: * isOrdered: False isUnique: True defaultValue: None isNullable: False
managedFunctionRef	This holds a list of DN of ManagedFunction instances supporting the NetworkSliceSubnet instance.	type: DN multiplicity: * isOrdered: False isUnique: True defaultValue: None isNullable: False
ipAddress	This parameter specifies the IP address assigned to a logical transport interface/endpoint which is part of a RAN or CN SubNetwork. It can be an IPv4 address (See RFC 791 [37]) or an IPv6 address (See RFC 2373 [38]). See note 1	type: String multiplicity: 1 isOrdered: N/A isUnique: N/A defaultValue: None isNullable: False
logicalInterfaceInfo	This parameter specifies the information of a logical transport interface (LogicalInterfaceInfo), which includes logicalInterfaceType and logicalInterfaceId.	type: LogicalInterfaceInfo multiplicity: 1 isOrdered: N/A isUnique: N/A defaultValue: None isNullable: False
logicalInterfaceType	This parameter specifies the type of a logical transport interface. It could be VLAN, MPLS or SEGMENT. allowedValues: VLAN , MPLS , SEGMENT	type: ENUM multiplicity: 1 isOrdered: N/A isUnique: N/A defaultValue: None isNullable: False

logicalInterfaceId	This parameter specifies the identify of a logical transport interface which is part of a RAN or CN SubNetwork. It could be VLAN ID (See IEEE 802.1Q [39]), MPLS Tag or Segment ID. In case logical transport interface is VLAN, it is VLAN Id (See IEEE 802.1Q [39]). In case logical transport interface is MPLS, it is MPLS Tag. In case logical transport interface is Segment, it is Segment ID.	type: String multiplicity: 1 isOrdered: N/A isUnique: N/A defaultValue: None isNullable: False
nextHopInfoList	This parameter is used to identify ingress node (s) which are part of a transport network and the attachment circuit between a RAN or CN SubNetwork and the transport network. Each node can be identified by any of a combination of <ul style="list-style-type: none"> - IP address of next-hop router (the ingress node) in the transport network, it may be default GW, - IP address and subnet mask of the attachment circuit at a RAN or CN Subnetwork end, - system name, - port name, - VLAN ID, - IP management address of transport nodes. It can use L3SM (See RFC8299 [83]) or L2SM (See RFC8466 [84]) in the case that the next-hop router is an L3VPN or L2VPN PE.	type: String multiplicity: * isOrdered: False isUnique: N/A defaultValue: None isNullable: False
qosProfile	This parameter specifies the QoS Profile for a logical transport interface. A QoS profile includes a set of parameters which are locally provisioned on both sides of a logical transport interface. An example of the parameter value could be "DSCP" (See RFC 8436 [74])	type: String multiplicity: 0..1 isOrdered: N/A isUnique: N/A defaultValue: None isNullable: False
maxDLDataVolume	An attribute specifies the maximum DL PDCP data volume supported by the network slice instance (performance measurement definition see in TS 28.552[69]). The unit is MByte/day.	type: Real multiplicity: 1 isOrdered: N/A isUnique: N/A defaultValue: None isNullable: False
maxULDataVolume	An attribute specifies the maximum UL PDCP data volume supported by the network slice instance (performance measurement definition see in TS 28.552[69]). The unit is MByte/day.	type: Real multiplicity: 1 isOrdered: N/A isUnique: N/A defaultValue: None isNullable: False
radioSpectrum	This attribute represents the radio spectrum in which the network slice should be supported (see clause 3.4.21 of GSMA NG.116 [50]).	type: RadioSpectrum multiplicity: 1 isOrdered: N/A isUnique: N/A defaultValue: None isNullable: False
nROperatingBands	This attribute represents which 5G NR frequency bands can be used to access the network slice. 5G NR operating bands are defined in 3GPP TS 38.101-1 [42].	type: String multiplicity: * isOrdered: False isUnique: True defaultValue: None isNullable: False
epApplicationRef	This parameter specifies a list of application level EPs (i.e. EP_N3 or EP_NgU or EP_F1U) associated with the logical transport interface.	type: DN multiplicity: * isOrdered: False isUnique: True defaultValue: None isNullable: False
epTransportRef	This parameter specifies a list of transport level EPs associated with the application level EP (i.e. EP_N3 or EP_NgU or EP_F1U) or network slice subnet.	type: DN multiplicity: * isOrdered: False isUnique: True defaultValue: None isNullable: False

sliceSimultaneousUse	<p>This attribute describes whether a network slice can be simultaneously used by a device together with other network slices and if so, with which other classes of network slices.</p> <p>allowedValues: "0", "1", "2", "3", "4".</p> <p>"0": Can be used with any network slice "1": Can be used with network slices with same SST value "2": Can be used with any network slice with same SD value "3": Cannot be used with another network slice "4": Cannot be used by a UE in a specific location</p>	<p>type: Integer multiplicity: 1 isOrdered: N/A isUnique: N/A defaultValue: False isNullable: False</p>
energyEfficiency	<p>An attribute which describes the energy efficiency of a network slice, i.e. the ratio between the performance of a network slice and its energy consumption (EC) when assessed during the same time frame, see clause 3.4.7 of NG.116 [50].</p>	<p>type: EnergyEfficiency multiplicity: 0..1 isOrdered: N/A isUnique: N/A defaultValue: None isNullable: False</p>
EnergyEfficiency.performance	<p>Depending on the sST value, EnergyEfficiency.performance will be</p> <ul style="list-style-type: none"> - eMBBEEPerfReq <p>or</p> <ul style="list-style-type: none"> - uRLLCEEPerfReq <p>or</p> <ul style="list-style-type: none"> - mIoTEEPerfReq <p>allowedValues:</p> <ul style="list-style-type: none"> - eMBBEEPerfReq identifies the requirement in terms of energy efficiency, i.e. the performance per consumed Joule in type Real, where performance can take one of the following forms (type: ENUM): <ul style="list-style-type: none"> - number of bits (Integer) (see TS 28.554 [27] clause 6.7.2.2). - number of bits (Integer) for RAN-based network slice (see TS 28.554 [27] clause 6.7.2.2a). - uRLLCEEPerfReq identifies the requirement in terms of energy efficiency, i.e. the performance per consumed Joule in type Real, where performance can take one of the following forms (type: ENUM): <ul style="list-style-type: none"> - inverse of the latency in 0.1ms (Real) (see TS 28.554 [27] clause 6.7.2.3.2). - number of bits multiplied by the inverse of the latency in 0.1ms (Real) (see TS 28.554 [27] clause 6.7.2.3.3). - mIoTEEPerfReq identifies the requirement in terms of energy efficiency, i.e. the performance per consumed Joule in type Real, where performance can take one of the following forms (type: ENUM): <ul style="list-style-type: none"> - maximum number of registered subscribers (Integer) (see TS 28.554 [27] clause 6.7.2.4.1), - mean number of active UEs (Integer) (see TS 28.554 [27] clause 6.7.2.4.2). <p>See NOTE 3.</p>	<p>type: ENUM multiplicity: 0..1 isOrdered: N/A isUnique: N/A defaultValue: None isNullable: False</p>
topSliceSubnetProfile.energyEfficiency	<p>An attribute which describes the energy efficiency through all domains of the network slice, i.e. the ratio between the performance and the energy consumption (EC) when assessed during the same time frame, see clause 3.4.7 of NG.116 [50].</p>	<p>type: EnergyEfficiency multiplicity: 0..1 isOrdered: N/A isUnique: N/A defaultValue: None isNullable: False</p>
CNSliceSubnetProfile.energyEfficiency	<p>An attribute which describes the energy efficiency through CN domain of the network slice, i.e. the ratio between the performance and the energy consumption (EC) when assessed during the same time frame, see clause 3.4.7 of NG.116 [50].</p>	<p>type: Real multiplicity: 0..1 isOrdered: N/A isUnique: N/A defaultValue: None isNullable: False</p>

RANSliceSubnetProfile.energyEfficiency	An attribute which describes the energy efficiency through RAN domain of the network slice, i.e. the ratio between the performance and the energy consumption (EC) when assessed during the same time frame, see clause 3.4.7 of NG.116 [50].	type: Real multiplicity: 0..1 isOrdered: N/A isUnique: N/A defaultValue: None isNullable: False
nssaaSupport	An attribute specifies whether for the Network Slice, devices need to be also authenticated and authorized by a AAA server using additional credentials different than the ones used for the primary authentication, see clause 3.4.37 of NG.116 [50]. allowedValues: N/A	type: NSSAASupport multiplicity: 1 isOrdered: N/A isUnique: N/A defaultValue: False isNullable: False
nssaaSupport.support	An attribute specifies whether or not the Network Slice, devices need to be also authenticated and authorized by a AAA server using additional credentials different than the ones used for the primary authentication. allowedValues: "NOT_SUPPORTED", "SUPPORTED".	type: ENUM multiplicity: 1 isOrdered: N/A isUnique: N/A defaultValue: False isNullable: False
ServiceProfile.n6Protection	An attribute which includes required security functions and corresponding rules of each function for network slice N6 interface protection. allowedValues: N/A	type: N6Protection multiplicity: 1 isOrdered: N/A isUnique: N/A defaultValue: None isNullable: False
CNSliceSubnetProfile.n6Protection	An attribute which includes required security functions and corresponding rules of each function for network slice N6 interface protection. allowedValues: N/A	type: N6Protection multiplicity: 1 isOrdered: N/A isUnique: N/A defaultValue: None isNullable: False
secFuncList	An attribute which holds the list of security control functions/features required by the Network Slice or Network Slice Subnet consumer. allowedValues: N/A	type: SecFunc multiplicity: 1..* isOrdered: False isUnique: True defaultValue: None isNullable: False
secFunId	An attribute which identifies a security function. allowedValues: N/A	type: String multiplicity: 1 isOrdered: N/A isUnique: N/A defaultValue: None isNullable: False
secFunType	An attribute which describes the type of the security function. E.g. Firewall, NAT, antimalware, parental control, DDoS protection function, etc. allowedValues: N/A	type: String multiplicity: 1 isOrdered: N/A isUnique: N/A defaultValue: None isNullable: False
secRules	An attribute which could be configured on each function. If it's absent, the default rules could be applied. allowedValues: N/A	type: String multiplicity: 0..* isOrdered: False isUnique: True defaultValue: None isNullable: False
networkSliceSubnetType	An attribute indicating type of network slice subnet, including: - Top network slice subnet - RAN network slice subnet - CN network slice subnet allowedValues: TOP_SLICESUBNET, RAN_SLICESUBNET, CN_SLICESUBNET	type: ENUM multiplicity: 1 isOrdered: N/A isUnique: N/A defaultValue: None isNullable: False

priorityLabel	An attribute specifies a label that consumer would assign a value on an instance of network slice subnet. The management system takes the value of this attribute into account. The effect of this attribute value to the subject managed entity is not standardized allowedValues: N/A	type: Integer multiplicity: 1 isOrdered: N/A isUnique: N/A defaultValue: None isNullable: False
NetworkSliceSubnetProviderCapabilities.dLatency	This attribute specifies the achievable packet transmission latency in downlink (millisecond) through the network slice subnet.	type: Integer multiplicity: 1 isOrdered: N/A isUnique: N/A defaultValue: None allowedValues: N/A isNullable: False
NetworkSliceSubnetProviderCapabilities.uLatency	This attribute specifies the achievable packet transmission latency in uplink (millisecond) through the network slice subnet.	type: Integer multiplicity: 1 isOrdered: N/A isUnique: N/A defaultValue: None isNullable: False
NetworkSliceSubnetProviderCapabilities.dLThptPerSliceSubnet	This attribute defines achievable data rate of the network slice subnet in downlink that is available ubiquitously across the coverage area of the slice.	type: XLThpt multiplicity: 1 isOrdered: N/A isUnique: N/A defaultValue: None isNullable: False
NetworkSliceSubnetProviderCapabilities.uLThptPerSliceSubnet	This attribute defines achievable data rate of the network slice subnet in uplink that is available ubiquitously across the coverage area of the slice.	type: XLThpt multiplicity: 1 isOrdered: N/A isUnique: N/A defaultValue: None isNullable: False
NetworkSliceSubnetProviderCapabilities.coverageAreaTAList	An attribute specifies a list of Tracking Areas that a network slice subnet can serve. TAI uniquely identifies a Tracking Area. TAI is defined in clause 9.3.3.11 of TS 38.413 [5]. allowedValues: N/A	type: Tai multiplicity: 1..* isOrdered: False isUnique: True defaultValue: None isNullable: False
processMonitor	An attribute describes the process monitoring information of the feasibility check and reservation job. See corresponding processMonitor definition in TS 28.622[30].	type: ProcessMonitor multiplicity: 1 isOrdered: N/A isUnique: N/A defaultValue: None isNullable: False
feasibilityResult	An attribute which specifies the feasibility check result for the feasibility check and reservation job. This attribute is configured by MnS producer and can be read by MnS consumer. The feasibilityResult is configured once the "status" is "FINISHED" allowedValues: FEASIBLE: which means the specified network slicing related requirements (i.e. ServiceProfile, SliceProfile) can be satisfied by the MnS producer. INFEASIBLE: which means the specified network slicing related requirements (i.e. ServiceProfile, SliceProfile) cannot be satisfied by the MnS producer.	type: ENUM multiplicity: 0..1 isOrdered: N/A isUnique: N/A defaultValue: None isNullable: False
infeasibleReason	An attribute that specifies the additional reason information if the feasibility check result is infeasible. This attribute can be absent if the feasibility check result is feasible. allowedValues: the detailed content (ENUM Value) for the infeasibleReason is not defined in the present document.	type: ENUM multiplicity: 0..1 isOrdered: N/A isUnique: N/A defaultValue: None isNullable: False

resourceReservation	An attribute represents MnS consumer's requirements for resource reservation. allowedValues: TRUE: MnS producer need to reserve corresponding resources FALSE (DefaultValue): no guarantee for the corresponding resources.	type: Boolean multiplicity: 1 isOrdered: N/A isUnique: N/A defaultValue: None
requestedReservationExpiration	An attribute which specifies MnS consumer's requirements for the validity period of the resource reservation. The value of requestedReservationExpiration is specified by MnS consumer.	type: TimeWindow multiplicity: 1 isOrdered: N/A isUnique: N/A defaultValue: None
reservationExpiration	An attribute which specifies the actual validity period of the resource reservation. After the period expires, no guarantees are given for the resources associated to the corresponding network slicing related requirements (i.e. ServiceProfile, SliceProfile). which is specified by MnS producer based on requested reservation expiration from MnS consumer and its own reservation capabilities. In case MnS producer have the enough capability to satisfy MnS consumer's reservation requirements, the value of reservationExpiration is same as requestedReservationExpiration.	type: TimeWindow multiplicity: 1 isOrdered: N/A isUnique: N/A defaultValue: None
resourceReservationStatus	An attribute which specifies the resource reservation result for the feasibility check and reservation job. This attribute is configured by MnS producer and can be read by MnS consumer. allowedValues: RESERVED: which means the resources for the specified network slicing related requirements (i.e. ServiceProfile, SliceProfile) is reserved. UNRESERVED: which means the resources for the specified network slicing related requirements (i.e. ServiceProfile, SliceProfile) is not reserved. USED: which means the reserved resource for the specified network slicing related requirements is used.	type: ENUM multiplicity: 1 isOrdered: N/A isUnique: N/A defaultValue: None
recommendedRequirements	An attribute which specifies the recommended network slicing related requirements (i.e. ServiceProfile and SliceProfile information) which can be supported by the MnS producer. This information is provided when the feasibility check result is infeasible. This information can be used by MnS consumer to adjust the network slicing related requirements.	type: String multiplicity: 1 isOrdered: N/A isUnique: N/A defaultValue: None
reservationFailureReason	An attribute that specifies the additional reason information if the reservation is failed. This attribute can be absent if the reservation is successful. Allowed Value: the detailed content (ENUM Value) for the reservationFailureReason is not defined in the present document.	type: ENUM multiplicity: 0..1 isOrdered: N/A isUnique: N/A defaultValue: None isNullable: False
FeasibilityCheckAndReservationJob.serviceProfile	An attribute that specifies the network slice related requirements for the feasibility check and resource reservation job	type: ServiceProfile multiplicity: 0..1 isOrdered: N/A isUnique: N/A defaultValue: None isNullable: False
FeasibilityCheckAndReservationJob.sliceProfile	An attribute that specifies the network slice subnet related requirements for the feasibility check and resource reservation job	type: SliceProfile multiplicity: 0..1 isOrdered: N/A isUnique: N/A defaultValue: None isNullable: False

NOTE 1: There is no direct relationship between localAddress/remoteAddress in EP_RP and ipAddress in EP_transport. While the localAddress/remoteAddress in EP_RP could be exchanged as part of signalling between GTP-u tunnel end points, ipAddress in EP_transport is used for transport routing.

NOTE 2: Void. NOTE 3: Energy efficiency requirement for V2X is not part of the current document.

6.5 Common notifications

6.5.1 Alarm notifications

This clause presents a list of notifications, defined in TS 28.532 [35], that an MnS consumer may receive. The notification header attribute `objectClass/objectInstance` shall capture the DN of an instance of a class defined in the present document.

Name	S	Notes
<code>notifyNewAlarm</code>	M	--
<code>notifyClearedAlarm</code>	M	--
<code>notifyAckStateChanged</code>	M	--
<code>notifyAlarmListRebuilt</code>	M	--
<code>notifyChangedAlarm</code>	O	--
<code>notifyCorrelatedNotificationChanged</code>	O	--
<code>notifyChangedAlarmGeneral</code>	O	--
<code>notifyComments</code>	O	--
<code>notifyPotentialFaultyAlarmList</code>	O	--

6.5.2 Configuration notifications

This clause presents a list of notifications, defined in TS 28.532 [35], that an MnS consumer may receive. The notification header attribute `objectClass/objectInstance` shall capture the DN of an instance of a class defined in the present document.

Name	S	Notes
<code>notifyMOICreation</code>	O	--
<code>notifyMOIDeletion</code>	O	--
<code>notifyMOIAttributeValueChanges</code>	O	--
<code>notifyMOIChanges</code>	O	--
<code>notifyEvent</code>	O	--

6.5.3 Threshold Crossing notifications

This clause presents a list of notifications, defined in TS 28.532 [35], that an MnS consumer may receive. The notification header attribute `objectClass/objectInstance` shall capture the DN of an instance of a class defined in the present document.

Name	S	Notes
<code>notifyThresholdCrossing</code>	M	

7 Solution Set (SS)

The present document defines the following NRM Solution Set definitions for NR and NG-RAN:

- YAML based 3GPP NR and NG-RAN NRM Solution Set (Annex D).
- YANG based 3GPP NR and NG-RAN NRM Solution Set (Annex E).

The present document defines the following NRM Solution Set definitions for 5GC:

- YAML based 3GPP 5GC NRM Solution Set (Annex G).
- YANG based 3GPP 5GC NRM Solution Set (Annex H).

The present document defines the following NRM Solution Set definitions for network slice and network slice subnet:

- YAML based 3GPP Network Slice NRM Solution Set (Annex J).
- YANG based 3GPP Network Slice NRM Solution Set (Annex N)

Annex A (normative): Cell state handling

A.1 Relation between the administrative state and the "Pre-operation state of the gNB-DU Cell"

The administrative state indicates the permission to use or prohibition against using the cell, imposed through the OAM services. The administrative state has three values: "LOCKED", "SHUTTING DOWN" or "UNLOCKED"

The meanings of these values are defined in ITU T Recommendation X.731 [18].

The relation between the administrative state and the "Pre-operation state of the gNB-DU Cell" is defined in clause 8.5 of TS 38.401 [4]. See below an extract from clause 8.5 of TS 38.401 [4] on the F1 startup and cell activation.

If the `operationalState` is "ENABLED" (i.e. the resource is physically installed and working) and if the `administrativeState` is "UNLOCKED", the step "0: Pre-operational state" will exit and the step "1: F1 Setup Request" will be executed."

8.5 F1 Startup and cells activation

This function allows to setup the F1 interface between a gNB-DU and a gNB-CU and it allows to activate the gNB-DU cells.

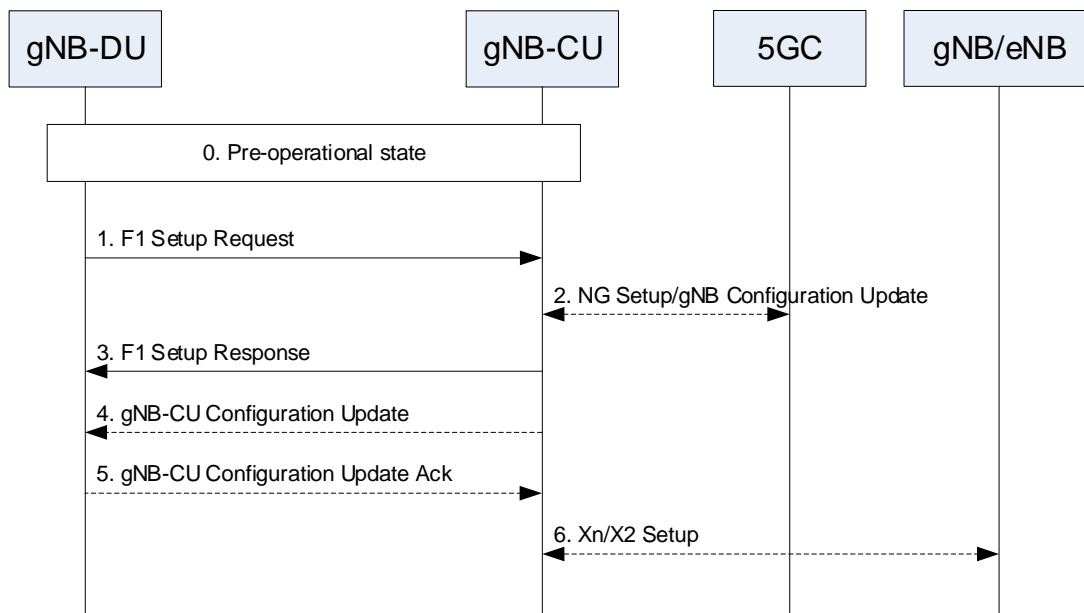


Figure 8.5-1: F1 startup and cell activation

A.2 Combined state diagram for gNB cell

This is the Combined state diagram for gNB cell.

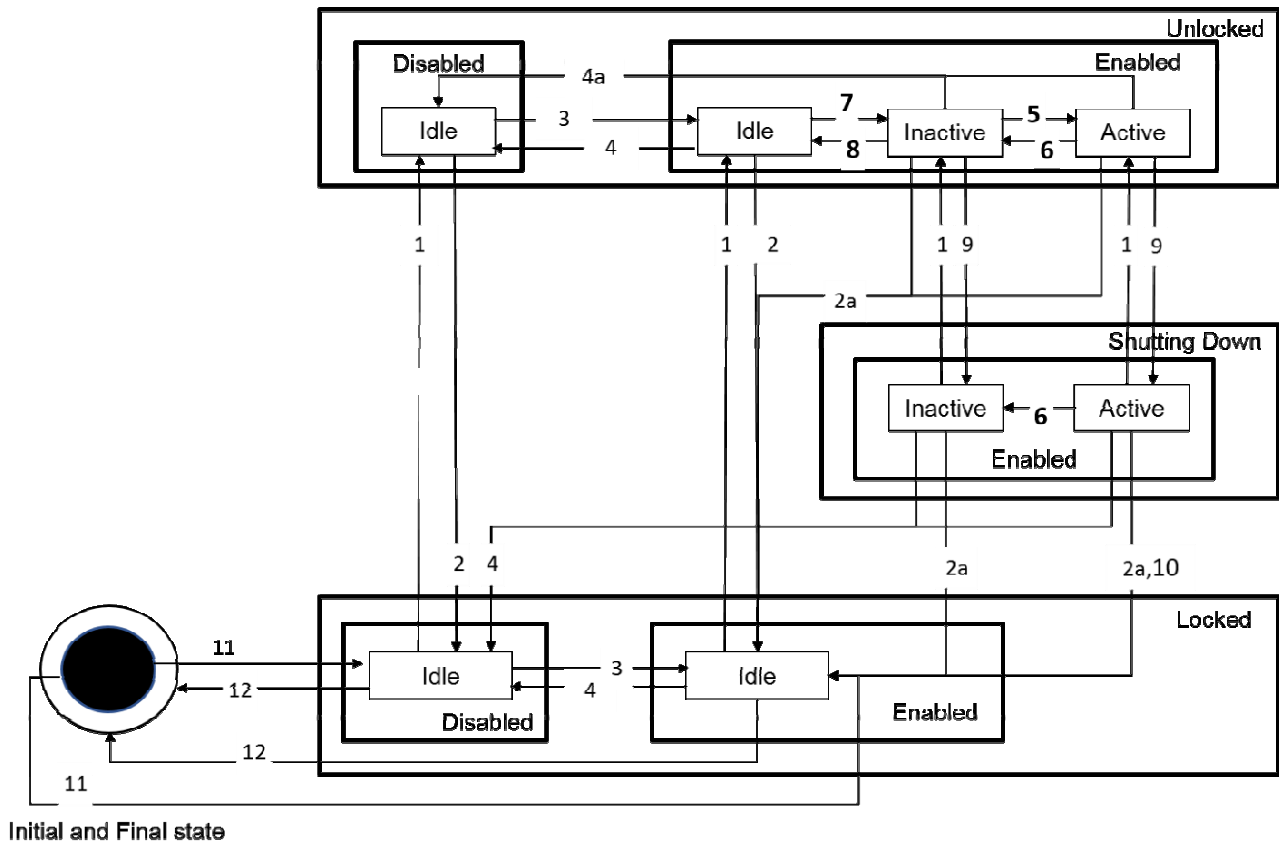


Figure A.2-1: Combined gNB cell state diagram

The gNB-DU maintains cell states. The following table is the gNB cell state transition table.

In 3-split and 2-split deployment scenarios, the interactions between gNB-CU and gNB-DU are standardized. The interactions specified under the column "The state transition events and actions" of "The gNB Cell state transition table" below shall be present for the state transition.

In the non-split deployment scenarios, the interactions between gNB-CU and gNB-DU are not standardized. The interactions between gNB-CU and gNB-DU specified under the column "The state transition events and actions" of "The gNB Cell state transition table" can be replaced by other means that is not standardized.

Table A.2-1: The gNB Cell state transition table

Transition number	The state transition event and actions
1	Event: Receive request to unlock. Action: None.
2	Event: Receive request to lock. Action: None.
2a	Event: Receive request to lock Action: Send to gNB-CU the "gNB-DU Configuration Update message" with served cell to delete.
3	Event: When the required cell resource is physically installed and working. Action: none.
4	Event: When the required cell resource is not physically installed or is not working. Action: Send to gNB-CU the "gNB-DU Configuration update message" with cell to delete.
4a	Event: When the required cell resource is physically uninstalled or is not working. Action: Send to gNB-CU the "GNB-DU Configuration Update message" with served cell to delete.

5	<p>Event: Receive from gNB-CU the "F1 Setup Response message" (identifying the cell to be activated). The cell is activated successfully. Actions: Do nothing or send gNB-CU the "gNB-DU Configuration Update message" with Cell stated as active'</p> <p>----- or -----</p> <p>Event: Receive from gNB-CU the "gNB-CU Configuration Update message" (identifying cell to be activated e.g., in case that the cell was not activated using the "F1 Setup Response message"). Actions: The cell is activated successfully. Send to gNB-CU the "gNB-CU Configuration Update Response" to confirm the cell is in active state.</p> <p>----- or -----</p> <p>Event: Receive from gNB-CU the "gNB-DU Configuration Update Acknowledge message" (identifying cell to be activated e.g., in case that the cell was not activated using the "F1 Setup Response message") and the cell is activated successfully Actions: Do nothing.</p>
6	<p>Event: Receive from gNB-CU the "gNB-CU Configuration Update message" and responds with gNB-CU Configuration Update Acknowledge messages. Actions: Respond with gNB-CU Configuration Update Acknowledge messages.</p> <p>----- or -----</p> <p>Event: Event: DU experiences an internal failure and decided to place the cell into inactive state. Actions: Send to gNB-CU the "gNB-DU Cell status Update message"</p>
7	<p>Event: Send to gNB-CU the "F1 Setup request" (identifying the cell that is configured and ready to be activated). Actions: none.</p> <p>----- or -----</p> <p>Send to gNB-CU the "gNB-DU Configuration Update message" with the served cell to add. Actions: none.</p>
8	<p>Event: Sends to gNB-CU the "gNB-DU Configuration Update message" with served cell to delete. Receive response from gNB-CU the "gNB-DU Configuration Update Acknowledge message". Actions: None.</p>
9	<p>Event: Receive request to shut down. Actions: None.</p>
10	<p>Event: Last user quit. Actions: Send to gNB-CU the "GNB-DU Configuration Update message" with served cell to delete.</p>
11	<p>Event: When a cell is created and is configured. Actions: None</p>
12	<p>Event: When a cell is deleted. Action: None.</p>

Annex B (normative): NetworkSlice instance and NetworkSliceSubnet instance state handling

B.1 NetworkSlice instance state handling

A NetworkSlice instance is a logical object in the management system that represents a complex grouping of resources that may be in various states. At any time, the management system needs to know the state of an NetworkSlice instance.

The ITU-T X.731 [18], to which [17] refers, has defined the inter-relation between the administrative state and operational state of systems in general.

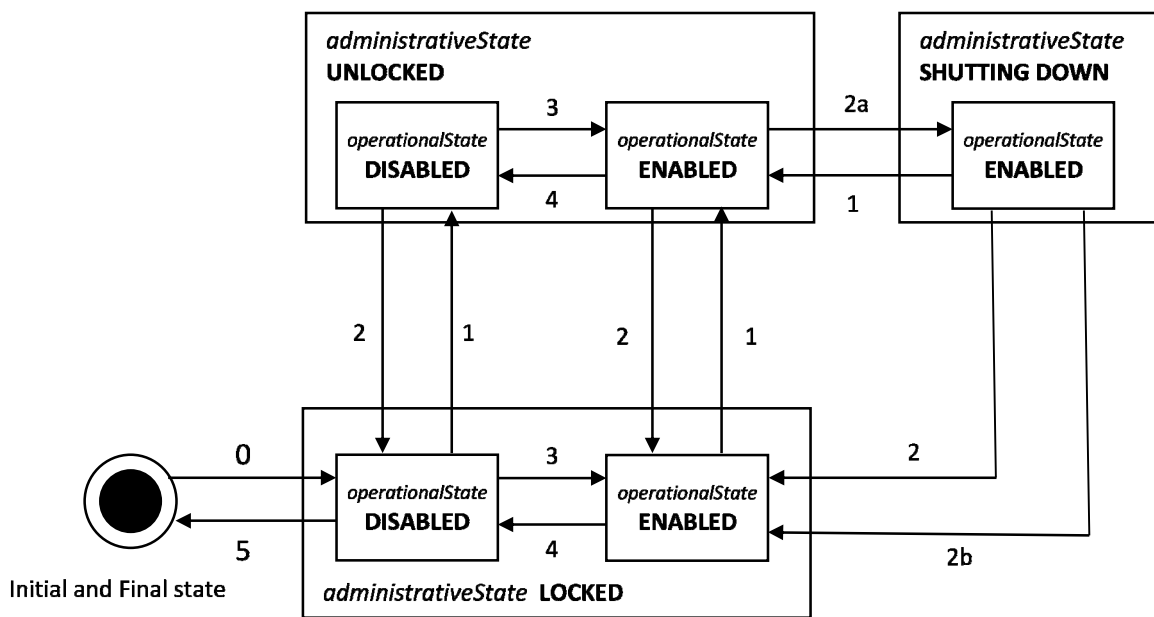


Figure B.1: Combined NetworkSlice instance state diagram

The interactions specified under the column "The state transition events and actions" of " NetworkSlice instance state transition table" below shall be present for the state transition.

Table B.1: The NetworkSlice instance state transition table

Trigger number	The state transition events and actions
0	Operation allocateNsi results in the creation of NetworkSlice instance. The administrative state is set to LOCKED and operationalState is set to DISABLED -- or -- CM operation creates NetworkSlice instance. The administrative state is set to LOCKED and operationalState is set to DISABLED
1	CM operation sets administrative state to UNLOCKED.
2	CM operation sets administrative state to LOCKED
2a	CM operation sets administrative state to SHUTTING DOWN
2b	The last user of the NetworkSlice instance stops using the NetworkSlice instance
3	The related NetworkSliceSubnet instance (identified by NetworkSlice.networkSliceSubnetRef) changes state to UNLOCKED and ENABLED.
4	The related NetworkSliceSubnet instance (identified by NetworkSlice.networkSliceSubnetRef) changes state to LOCKED -- or --

	The related NetworkSliceSubnet instance (identified by <code>NetworkSlice.networkSliceSubnetRef</code>) changes state to DISABLED
5	Operation deallocateNsi results in the deletion of NetworkSlice instance -- or -- CM operation deletes NetworkSlice instance

B.2 State handling of NetworkSliceSubnet instance

A NetworkSliceSubnet instance is a logical object in the management system that represents a complex grouping of resources that may be in various states. At any time the management system needs to know the state of an NetworkSliceSubnet instance.

The ITU-T X.731 [18], to which [17] refers, has defined the inter-relation between the administrative state and operational state of systems in general.

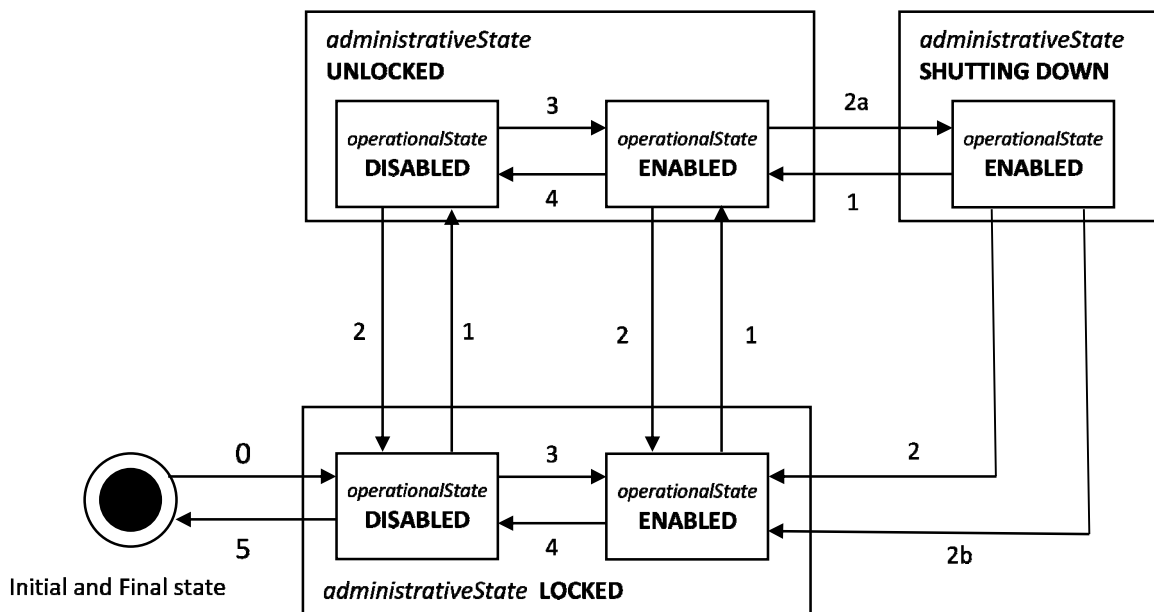


Figure B.2.1: Combined NetworkSliceSubnet instance state diagram

The interactions specified under the column "The state transition events and actions" of " NetworkSliceSubnet instance state transition table" below shall be present for the state transition.

Table B.2.1: The NetworkSliceSubnet instance state transition table

Trigger number	The state transition events and actions
0	Operation allocateNssi results in the creation of NetworkSliceSubnet instance. The administrative state is set to LOCKED and operationalState is set to DISABLED -- or -- CM operation creates NetworkSliceSubnet instance. The administrative state is set to LOCKED and operationalState is set to DISABLED
1	CM operation sets administrative state to UNLOCKED.
2	CM operation sets administrative state to LOCKED
2a	CM operation sets administrative state to SHUTTING DOWN
2b	The last user of the NetworkSliceSubnet instance stops using the NetworkSliceSubnet instance
3	All constituent NetworkSliceSubnetSlice instances (identified by <code>NetworkSliceSubnet.networkSliceSubnetRef</code>) change state to UNLOCKED and ENABLED.
4	At least one constituent NetworkSliceSubnet instance (identified by <code>NetworkSliceSubnet.networkSliceSubnetRef</code>) changes state to LOCKED

	-- or -- At least one constituent NetworkSliceSubnet instance (identified by <code>NetworkSliceSubnet.networkSliceSubnetRef</code>) changes state to DISABLED
5	Operation deallocateNssi results in the deletion of NetworkSliceSubnet instance -- or -- CM operation deletes NetworkSliceSubnet instance.

Annex C (normative):
Void

Annex D (normative): OpenAPI definition of the NR NRM

D.1 General

This annex contains the OpenAPI definition of the NR NRM in YAML format.

The Information Service (IS) of the NR NRM is defined in clause 4.

Mapping rules to produce the OpenAPI definition based on the IS are defined in TS 32.160 [47].

D.2 Void

D.3 Void

D.4 Solution Set (SS) definitions

D.4.1 Void

D.4.2 Void

D.4.3 OpenAPI document "TS28541_NrNrm.yaml"

```
<CODE BEGINS>
openapi: 3.0.1
info:
  title: NR NRM
  version: 17.16.0
  description: >-
    OAS 3.0.1 specification of the NR NRM
    © 2024, 3GPP Organizational Partners (ARIB, ATIS, CCSA, ETSI, TSDSI, TTA, TTC).
    All rights reserved.
externalDocs:
  description: 3GPP TS 28.541; 5G NRM, NR NRM
  url: http://www.3gpp.org/ftp/Specs/archive/28_series/28.541/
paths: {}
components:
  schemas:

#----- Definition of types-----

  GnbId:
    type: integer
    minimum: 0
    maximum: 4294967295
  GnbIdLength:
```

```

    type: integer
    minimum: 22
    maximum: 32
  GnbName:
    type: string
    maxLength: 150
  GnbDuId:
    type: integer
    minimum: 0
    maximum: 68719476735
  GnbCuUpId:
    type: integer
    minimum: 0
    maximum: 68719476735

  Sst:
    type: integer
    minimum: 0
    maximum: 255
  Snssai:
    type: object
    properties:
      sst:
        $ref: '#/components/schemas/Sst'
      sd:
        type: string
        pattern: '^[A-Fa-f0-9]{6}$'

  PlmnIdList:
    type: array
    items:
      $ref: 'TS28623_ComDefs.yaml#/components/schemas/PlmnId'
  PlmnInfo:
    type: object
    properties:
      plmnId:
        $ref: 'TS28623_ComDefs.yaml#/components/schemas/PlmnId'
      snssai:
        $ref: '#/components/schemas/Snssai'
  PlmnInfoList:
    type: array
    items:
      $ref: '#/components/schemas/PlmnInfo'
  cagId:
    type: string
  nid:
    type: string
  NpnIdentity:
    type: object
    oneOf:
      - required: [ plmnId, cagidList ]
      - required: [ plmnId, nidList ]
    properties:
      plmnId:
        $ref: 'TS28623_ComDefs.yaml#/components/schemas/PlmnId'
      cagidList:
        type: array
        items:
          $ref: '#/components/schemas/cagId'
        minItems: 1
        maxItems: 12
      nidList:
        type: array
        items:
          $ref: '#/components/schemas/nid'
        minItems: 1
        maxItems: 12
  NpnIdentityList:
    type: array
    items:
      $ref: '#/components/schemas/NpnIdentity'
  GgnbId:
    type: string
    pattern: '^[0-9]{3}[0-9]{2,3}-(22|23|24|25|26|27|28|29|30|31|32)-[0-9]{1,10}'
  GENbId:
    type: string
    pattern: '^[0-9]{3}[0-9]{2,3}-(18|20|21|22)-[0-9]{1,7}'

```

```
GGnbIdList:
  type: array
  items:
    $ref: '#/components/schemas/GGnbId'

GEnbIdList:
  type: array
  items:
    $ref: '#/components/schemas/GEnbId'

NrPci:
  type: integer
  maximum: 503
NrTac:
  $ref: 'TS28623_GenericNrm.yaml#/components/schemas/Tac'
NrTacList:
  type: array
  items:
    $ref: 'TS28623_GenericNrm.yaml#/components/schemas/Tac'
TaiList:
  type: array
  items:
    $ref: 'TS28623_GenericNrm.yaml#/components/schemas/Tai'
BackhaulAddress:
  type: object
  properties:
    gnbId:
      $ref: '#/components/schemas/GnbId'
    tai:
      $ref: 'TS28623_GenericNrm.yaml#/components/schemas/Tai'
MappingSetIDBackhaulAddress:
  type: object
  properties:
    setID:
      type: integer
    backhaulAddress:
      $ref: '#/components/schemas/BackhaulAddress'
LoadTimeThreshold:
  type: object
  properties:
    loadThreshold:
      type: integer
    timeDuration:
      type: integer
IntraRatEsActivationOriginalCellLoadParameters:
  $ref: '#/components/schemas/LoadTimeThreshold'
IntraRatEsActivationCandidateCellsLoadParameters:
  $ref: '#/components/schemas/LoadTimeThreshold'
IntraRatEsDeactivationCandidateCellsLoadParameters:
  $ref: '#/components/schemas/LoadTimeThreshold'
EsNotAllowedTimePeriod:
  type: object
  properties:
    startTime:
      type: string
      description: >-
        Time of day is in HH:MM or H:MM 24-hour format per UTC time zone.
        Examples, 20:15:00, 20:15:00-08:00 (for 8 hours behind UTC).
    endTime:
      type: string
      description: >-
        Time of day is in HH:MM or H:MM 24-hour format per UTC time zone.
        Examples, 20:15:00, 20:15:00-08:00 (for 8 hours behind UTC).
    daysOfWeek:
      type: string
      enum:
        - MONDAY
        - TUESDAY
        - WEDNESDAY
        - THURSDAY
        - FRIDAY
        - SATURDAY
        - SUNDAY
InterRatEsActivationOriginalCellParameters:
  $ref: '#/components/schemas/LoadTimeThreshold'
InterRatEsActivationCandidateCellParameters:
  $ref: '#/components/schemas/LoadTimeThreshold'
InterRatEsDeactivationCandidateCellParameters:
```

```
$ref: '#/components/schemas/LoadTimeThreshold'

UeAccProbabilityDist:
  type: array
  items:
    $ref: '#/components/schemas/UeAccProbability'
UeAccProbability:
  type: object
  properties:
    targetProbability:
      type: integer
      minimum: 0
      maximum: 100
    numberOfPreamblesSent:
      type: integer
      minimum: 0
      maximum: 200

UeAccDelayProbabilityDist:
  type: array
  items:
    $ref: '#/components/schemas/UeAccDelayProbability'
UeAccDelayProbability:
  type: object
  properties:
    targetProbability:
      type: integer
      minimum: 0
      maximum: 100
    accessDelay:
      type: integer
      minimum: 10
      maximum: 560

NRPciList:
  type: array
  items:
    $ref: '#/components/schemas/NrPci'
  minItems: 0
  maxItems: 1007

CSonPciList:
  type: array
  items:
    $ref: '#/components/schemas/NrPci'
  minItems: 1
  maxItems: 100

MaximumDeviationHoTrigger:
  type: integer
  minimum: -20
  maximum: 20

MaximumDeviationHoTriggerLow:
  type: integer
  minimum: -20
  maximum: 20

MaximumDeviationHoTriggerHigh:
  type: integer
  minimum: -20
  maximum: 20

MinimumTimeBetweenHoTriggerChange:
  type: integer
  minimum: 0
  maximum: 604800

TstoreUEcntxt:
  type: integer
  minimum: 0
  maximum: 1023

CellState:
  type: string
  enum:
    - IDLE
```

```
- INACTIVE
- ACTIVE
CyclicPrefix:
  type: string
  enum:
    - '15'
    - '30'
    - '60'
    - '120'
TxDirection:
  type: string
  enum:
    - DL
    - UL
    - DL_AND_UL
BwpContext:
  type: string
  enum:
    - DL
    - UL
    - SUL
IsInitialBwp:
  type: string
  enum:
    - INITIAL
    - OTHER
    - SUL

IsESCoveredBy:
  type: string
  enum:
    - NO
    - PARTIAL
    - FULL
RrmPolicyMember:
  type: object
  properties:
    plmnId:
      $ref: 'TS28623_ComDefs.yaml#/components/schemas/PlmnId'
    snssai:
      $ref: '#/components/schemas/Snssai'
RrmPolicyMemberList:
  type: array
  items:
    $ref: '#/components/schemas/RrmPolicyMember'
AddressWithVlan:
  type: object
  properties:
    ipv4Address:
      $ref: 'TS28623_ComDefs.yaml#/components/schemas/Ipv4Addr'
    ipv6Address:
      $ref: 'TS28623_ComDefs.yaml#/components/schemas/Ipv6Addr'
    vlanId:
      type: integer
      minimum: 0
      maximum: 4096
LocalAddress:
  type: object
  properties:
    addressWithVlan:
      $ref: '#/components/schemas/AddressWithVlan'
    port:
      type: integer
      minimum: 0
      maximum: 65535
RemoteAddress:
  type: object
  properties:
    ipv4Address:
      $ref: 'TS28623_ComDefs.yaml#/components/schemas/Ipv4Addr'
    ipv6Address:
      $ref: 'TS28623_ComDefs.yaml#/components/schemas/Ipv6Addr'

QOffsetRange:
  type: integer
  default: 0
  enum:
    - -24
```

- -22
- -20
- -18
- -16
- -14
- -12
- -10
- -8
- -6
- -5
- -4
- -3
- -2
- -1
- 0
- 24
- 22
- 20
- 18
- 16
- 14
- 12
- 10
- 8
- 6
- 5
- 4
- 3
- 2
- 1

QOffsetFreq:
type: number

TReselectionNRSf:
type: integer
enum:
- 25
- 50
- 75
- 100

SsbPeriodicity:
type: integer
enum:
- 5
- 10
- 20
- 40
- 80
- 160

SsbDuration:
type: integer
enum:
- 1
- 2
- 3
- 4
- 5

SsbSubCarrierSpacing:
type: integer
enum:
- 15
- 30
- 120
- 240

CoverageShape:
type: integer
maximum: 65535

DigitalTilt:
type: integer
minimum: -900
maximum: 900

DigitalAzimuth:
type: integer
minimum: -1800
maximum: 1800

RSSetId:
type: integer
maximum: 4194303

```
RSsetType:
  type: string
  enum:
    - RS1
    - RS2

FrequencyDomainPara:
  type: object
  properties:
    rimRSSubcarrierSpacing:
      type: integer
    rIMRSBandwidth:
      type: integer
    nrofGlobalRIMRSFrequencyCandidates:
      type: integer
    rimRSCommonCarrierReferencePoint:
      type: integer
      minimum: 0
      maximum: 3279165

    rimRSStartingFrequencyOffsetIdList:
      type: array
      items:
        type: integer

SequenceDomainPara:
  type: object
  properties:
    nrofRIMRSSequenceCandidatesofRS1:
      type: integer
    rimRSScrambleIdListofRS1:
      type: array
      items:
        type: integer
    nrofRIMRSSequenceCandidatesofRS2:
      type: integer
    rimRSScrambleIdListofRS2:
      type: array
      items:
        type: integer
    enableEnoughNotEnoughIndication:
      type: string
      enum:
        - ENABLE
        - DISABLE
    rIMRSScrambleTimerMultiplier:
      type: integer
    rIMRSScrambleTimerOffset:
      type: integer

TimeDomainPara:
  type: object
  properties:
    dlULSwitchingPeriod1:
      type: string
      enum:
        - MS0P5
        - MS0P625
        - MS1
        - MS1P25
        - MS2
        - MS2P5
        - MS3
        - MS4
        - MS5
        - MS10
        - MS20
    symbolOffsetOfReferencePoint1:
      type: integer
    dlULSwitchingPeriod2:
      type: string
      enum:
        - MS0P5
        - MS0P625
        - MS1
        - MS1P25
        - MS2
```

```

    - MS2P5
    - MS3
    - MS4
    - MS5
    - MS10
    - MS20
symbolOffsetOfReferencePoint2:
  type: integer
totalnrOfSetIdofRS1:
  type: integer
totalnrOfSetIdofRS2:
  type: integer
nrOfConsecutiveRIMRS1:
  type: integer
nrOfConsecutiveRIMRS2:
  type: integer
consecutiveRIMRS1List:
  type: array
  items:
    type: integer
consecutiveRIMRS2List:
  type: array
  items:
    type: integer
enableNearFarIndicationRS1:
  type: string
  enum:
    - ENABLE
    - DISABLE
enableNearFarIndicationRS2:
  type: string
  enum:
    - ENABLE
    - DISABLE

RimRSReportInfo:
  type: object
  properties:
    detectedSetID:
      type: integer
    propagationDelay:
      type: integer
    functionalityOfRIMRS:
      type: string
      enum:
        - RS1
        - RS2
        - RS1_FOR_ENOUGH_MITIGATION
        - RS1_FOR_NOT_ENOUGH_MITIGATION

RimRSReportConf:
  type: object
  properties:
    reportIndicator:
      type: string
      enum:
        - ENABLE
        - DISABLE
    reportInterval:
      type: integer
    nrOfRIMRSReportInfo:
      type: integer
    maxPropagationDelay:
      type: integer
    rimRSReportInfoList:
      type: array
      items:
        $ref: '#/components/schemas/RimRSReportInfo'

TceMappingInfo:
  type: object
  properties:
    TceIPAddress:
      oneOf:
        - $ref: 'TS28623_ComDefs.yaml#/components/schemas/Ipv4Addr'
        - $ref: 'TS28623_ComDefs.yaml#/components/schemas/Ipv6Addr'
    TceID:
      type: integer
    PlmnTarget:

```



```

    $ref: 'TS28623_ComDefs.yaml#/components/schemas/PlmnId'
TceMappingInfoList:
  type: array
  items:
    $ref: '#/components/schemas/TceMappingInfo'
ResourceType:
  type: string
  enum:
    - PRB
    - PRB_UL
    - PRB_DL
    - RRC_CONNECTED_USERS
    - DRB
ParameterRange:
  type: object
  properties:
    maxValue:
      type: integer
    minValue:
      type: integer
#----- Definition of abstract IOCs -----

RrmPolicy_-Attr:
  type: object
  properties:
    resourceType:
      $ref: '#/components/schemas/ResourceType'
    rRMPolicyMemberList:
      $ref: '#/components/schemas/RrmPolicyMemberList'

#----- Definition of concrete IOCs -----

MnS:
  oneOf:
    - type: object
      properties:
        SubNetwork:
          $ref: '#/components/schemas/SubNetwork-Multiple'
    - type: object
      properties:
        ManagedElement:
          $ref: '#/components/schemas/ManagedElement-Multiple'

SubNetwork-Single:
  allOf:
    - $ref: 'TS28623_GenericNrm.yaml#/components/schemas/Top'
    - type: object
      properties:
        attributes:
          $ref: 'TS28623_GenericNrm.yaml#/components/schemas/SubNetwork-Attr'
    - $ref: 'TS28623_GenericNrm.yaml#/components/schemas/SubNetwork-ncO'
    - type: object
      properties:
        SubNetwork:
          $ref: '#/components/schemas/SubNetwork-Multiple'
        ManagedElement:
          $ref: '#/components/schemas/ManagedElement-Multiple'
        NRFrequency:
          $ref: '#/components/schemas/NRFrequency-Multiple'
        ExternalGnbCuCpFunction:
          $ref: '#/components/schemas/ExternalGnbCuCpFunction-Multiple'
        ExternalENBFunction:
          $ref: '#/components/schemas/ExternalENBFunction-Multiple'
        EUtranFrequency:
          $ref: '#/components/schemas/EUtranFrequency-Multiple'
        DESManagementFunction:
          $ref: '#/components/schemas/DESManagementFunction-Single'
        DRACHOptimizationFunction:
          $ref: '#/components/schemas/DRACHOptimizationFunction-Single'
        DMROFunction:
          $ref: '#/components/schemas/DMROFunction-Single'
        DLBOFunction:
          $ref: '#/components/schemas/DLBOFunction-Single'
        DPCIConfigurationFunction:
          $ref: '#/components/schemas/DPCIConfigurationFunction-Single'
        CPCICongfigurationFunction:
          $ref: '#/components/schemas/CPCICongfigurationFunction-Single'

```

```

    CESManagementFunction:
      $ref: '#/components/schemas/CESManagementFunction-Single'
    Configurable5QISet:
      $ref: 'TS28541_5GcNrm.yaml#/components/schemas/Configurable5QISet-Multiple'
    RimRSGlobal:
      $ref: '#/components/schemas/RimRSGlobal-Single'
    Dynamic5QISet:
      $ref: 'TS28541_5GcNrm.yaml#/components/schemas/Dynamic5QISet-Multiple'
    CCOFunction:
      $ref: '#/components/schemas/CCOFunction-Single'
ManagedElement-Single:
  allOf:
    - $ref: 'TS28623_GenericNrm.yaml#/components/schemas/Top'
    - type: object
      properties:
        attributes:
          $ref: 'TS28623_GenericNrm.yaml#/components/schemas/ManagedElement-Attr'
    - $ref: 'TS28623_GenericNrm.yaml#/components/schemas/ManagedElement-ncO'
    - type: object
      properties:
        GnbDuFunction:
          $ref: '#/components/schemas/GnbDuFunction-Multiple'
        GnbCuUpFunction:
          $ref: '#/components/schemas/GnbCuUpFunction-Multiple'
        GnbCuCpFunction:
          $ref: '#/components/schemas/GnbCuCpFunction-Multiple'
        DESManagementFunction:
          $ref: '#/components/schemas/DESManagementFunction-Single'
        DRACHOptimizationFunction:
          $ref: '#/components/schemas/DRACHOptimizationFunction-Single'
        DMROFunction:
          $ref: '#/components/schemas/DMROFunction-Single'
        DLBOFunction:
          $ref: '#/components/schemas/DLBOFunction-Single'
        DPCIConfigurationFunction:
          $ref: '#/components/schemas/DPCIConfigurationFunction-Single'
        CPCICongfigurationFunction:
          $ref: '#/components/schemas/CPCICongfigurationFunction-Single'
        CESManagementFunction:
          $ref: '#/components/schemas/CESManagementFunction-Single'
        Configurable5QISet:
          $ref: 'TS28541_5GcNrm.yaml#/components/schemas/Configurable5QISet-Multiple'
        Dynamic5QISet:
          $ref: 'TS28541_5GcNrm.yaml#/components/schemas/Dynamic5QISet-Multiple'

GnbDuFunction-Single:
  allOf:
    - $ref: 'TS28623_GenericNrm.yaml#/components/schemas/Top'
    - type: object
      properties:
        attributes:
          allOf:
            - $ref: 'TS28623_GenericNrm.yaml#/components/schemas/ManagedFunction-Attr'
            - type: object
              properties:
                gnbDuId:
                  $ref: '#/components/schemas/GnbDuId'
                gnbDuName:
                  $ref: '#/components/schemas/GnbName'
                gnbId:
                  $ref: '#/components/schemas/GnbId'
                gnbIdLength:
                  $ref: '#/components/schemas/GnbIdLength'
                rimRSReportConf:
                  $ref: '#/components/schemas/RimRSReportConf'
    - $ref: 'TS28623_GenericNrm.yaml#/components/schemas/ManagedFunction-ncO'
    - type: object
      properties:
        RRMPolicyRatio:
          $ref: '#/components/schemas/RRMPolicyRatio-Multiple'
        NrCellDu:
          $ref: '#/components/schemas/NrCellDu-Multiple'
        Bwp-Multiple:
          $ref: '#/components/schemas/Bwp-Multiple'
        NrSectorCarrier-Multiple:
          $ref: '#/components/schemas/NrSectorCarrier-Multiple'
        EP_FlC:
          $ref: '#/components/schemas/EP_FlC-Single'

```

```

    EP_FLU:
      $ref: '#/components/schemas/EP_FLU-Multiple'
    DRACHOptimizationFunction:
      $ref: '#/components/schemas/DRACHOptimizationFunction-Single'
    OperatorDU:
      $ref: '#/components/schemas/OperatorDu-Multiple'

OperatorDu-Single:
  allOf:
    - $ref: 'TS28623_GenericNrm.yaml#/components/schemas/Top'
    - type: object
      properties:
        gnbId:
          $ref: '#/components/schemas/GnbId'
        gnbIdLength:
          $ref: '#/components/schemas/GnbIdLength'
    - type: object
      properties:
        EP_FLIC:
          $ref: '#/components/schemas/EP_FLIC-Single'
        EP_FLU:
          $ref: '#/components/schemas/EP_FLU-Multiple'
        NrOperatorCellDu:
          $ref: '#/components/schemas/NrOperatorCellDu-Multiple'

GnbCuUpFunction-Single:
  allOf:
    - $ref: 'TS28623_GenericNrm.yaml#/components/schemas/Top'
    - type: object
      properties:
        attributes:
          allOf:
            - $ref: 'TS28623_GenericNrm.yaml#/components/schemas/ManagedFunction-Attr'
            - type: object
              properties:
                gnbId:
                  $ref: '#/components/schemas/GnbId'
                gnbIdLength:
                  $ref: '#/components/schemas/GnbIdLength'
                gnbCuUpId:
                  $ref: '#/components/schemas/GnbCuUpId'
                plmnInfoList:
                  $ref: '#/components/schemas/PlmnInfoList'
                configurable5QISetRef:
                  $ref: 'TS28623_ComDefs.yaml#/components/schemas/Dn'
                dynamic5QISetRef:
                  $ref: 'TS28623_ComDefs.yaml#/components/schemas/Dn'
    - $ref: 'TS28623_GenericNrm.yaml#/components/schemas/ManagedFunction-ncO'
    - type: object
      properties:
        RRMPolicyRatio:
          $ref: '#/components/schemas/RRMPolicyRatio-Multiple'
        EP_E1:
          $ref: '#/components/schemas/EP_E1-Single'
        EP_XnU:
          $ref: '#/components/schemas/EP_XnU-Multiple'
        EP_FLU:
          $ref: '#/components/schemas/EP_FLU-Multiple'
        EP_NgU:
          $ref: '#/components/schemas/EP_NgU-Multiple'
        EP_X2U:
          $ref: '#/components/schemas/EP_X2U-Multiple'
        EP_S1U:
          $ref: '#/components/schemas/EP_S1U-Multiple'

GnbCuCpFunction-Single:
  allOf:
    - $ref: 'TS28623_GenericNrm.yaml#/components/schemas/Top'
    - type: object
      properties:
        attributes:
          allOf:
            - $ref: 'TS28623_GenericNrm.yaml#/components/schemas/ManagedFunction-Attr'
            - type: object
              properties:
                gnbId:
                  $ref: '#/components/schemas/GnbId'
                gnbIdLength:
                  $ref: '#/components/schemas/GnbIdLength'

```

```

    gnbCuName:
      $ref: '#/components/schemas/GnbName'
    plmnId:
      $ref: 'TS28623_ComDefs.yaml#/components/schemas/PlmnId'
    x2BlockList:
      $ref: '#/components/schemas/GGnbIdList'
    xnBlockList:
      $ref: '#/components/schemas/GGnbIdList'
    x2AllowList:
      $ref: '#/components/schemas/GGnbIdList'
    xnAllowList:
      $ref: '#/components/schemas/GGnbIdList'
    x2HOBlackList:
      $ref: '#/components/schemas/GENbIdList'
    xnHOBlackList:
      $ref: '#/components/schemas/GGnbIdList'
    mappingSetIDBackhaulAddress:
      $ref: '#/components/schemas/MappingSetIDBackhaulAddress'
    tceMappingInfoList:
      $ref: '#/components/schemas/TceMappingInfoList'
    configurable5QISetRef:
      $ref: 'TS28623_ComDefs.yaml#/components/schemas/Dn'
    dynamic5QISetRef:
      $ref: 'TS28623_ComDefs.yaml#/components/schemas/Dn'
    dCHOCControl:
      type: boolean
    dDAPSHOCControl:
      type: boolean
  - $ref: 'TS28623_GenericNrm.yaml#/components/schemas/ManagedFunction-ncO'
  - type: object
  properties:
    RRMPolicyRatio:
      $ref: '#/components/schemas/RRMPolicyRatio-Multiple'
    NrCellCu:
      $ref: '#/components/schemas/NrCellCu-Multiple'
    EP_XnC:
      $ref: '#/components/schemas/EP_XnC-Multiple'
    EP_E1:
      $ref: '#/components/schemas/EP_E1-Multiple'
    EP_F1C:
      $ref: '#/components/schemas/EP_F1C-Multiple'
    EP_NgC:
      $ref: '#/components/schemas/EP_NgC-Multiple'
    EP_X2C:
      $ref: '#/components/schemas/EP_X2C-Multiple'
    DANRManagementFunction:
      $ref: '#/components/schemas/DANRManagementFunction-Single'
    DESManagementFunction:
      $ref: '#/components/schemas/DESManagementFunction-Single'
    DMROFunction:
      $ref: '#/components/schemas/DMROFunction-Single'
    DLBOFunction:
      $ref: '#/components/schemas/DLBOFunction-Single'
    NRNetwork:
      $ref: '#/components/schemas/NRNetwork-Single'
    EUtranNetwork:
      $ref: '#/components/schemas/EUtranNetwork-Single'
NrCellCu-Single:
  allOf:
  - $ref: 'TS28623_GenericNrm.yaml#/components/schemas/Top'
  - type: object
  properties:
    attributes:
      allOf:
      - $ref: 'TS28623_GenericNrm.yaml#/components/schemas/ManagedFunction-Attr'
      - type: object
      properties:
        cellLocalId:
          type: integer
        plmnInfoList:
          $ref: '#/components/schemas/PlmnInfoList'
        nrFrequencyRef:
          $ref: 'TS28623_ComDefs.yaml#/components/schemas/Dn'
  - $ref: 'TS28623_GenericNrm.yaml#/components/schemas/ManagedFunction-ncO'
  - type: object
  properties:
    RRMPolicyRatio:
      $ref: '#/components/schemas/RRMPolicyRatio-Multiple'

```

```

NRCellRelation:
  $ref: '#/components/schemas/NRCellRelation-Multiple'
EUTranCellRelation:
  $ref: '#/components/schemas/EUTranCellRelation-Multiple'
NRFreqRelation:
  $ref: '#/components/schemas/NRFreqRelation-Multiple'
EUTranFreqRelation:
  $ref: '#/components/schemas/EUTranFreqRelation-Multiple'
DESMangementFunction:
  $ref: '#/components/schemas/DESMangementFunction-Single'
DMROFunction:
  $ref: '#/components/schemas/DMROFunction-Single'
DLBOFunction:
  $ref: '#/components/schemas/DLBOFunction-Single'
CESManagementFunction:
  $ref: '#/components/schemas/CESManagementFunction-Single'
DPCIConfigurationFunction:
  $ref: '#/components/schemas/DPCIConfigurationFunction-Single'

NrCellDu-Single:
  allOf:
    - $ref: 'TS28623_GenericNrm.yaml#/components/schemas/Top'
    - type: object
      properties:
        attributes:
          allOf:
            - $ref: 'TS28623_GenericNrm.yaml#/components/schemas/ManagedFunction-Attr'
            - type: object
              properties:
                administrativeState:
                  $ref: 'TS28623_ComDefs.yaml#/components/schemas/AdministrativeState'
                operationalState:
                  $ref: 'TS28623_ComDefs.yaml#/components/schemas/OperationalState'
                cellLocalId:
                  type: integer
                cellState:
                  $ref: '#/components/schemas/CellState'
                plmnInfoList:
                  $ref: '#/components/schemas/PlmnInfoList'
                npnIdentityList:
                  $ref: '#/components/schemas/NpnIdentityList'
                nrPci:
                  $ref: '#/components/schemas/NrPci'
                nrTac:
                  $ref: 'TS28623_GenericNrm.yaml#/components/schemas/Tac'
                arfcnDL:
                  type: integer
                arfcnUL:
                  type: integer
                arfcnSUL:
                  type: integer
                bSChannelBwDL:
                  type: integer
                bSChannelBwUL:
                  type: integer
                bSChannelBwSUL:
                  type: integer
                ssbFrequency:
                  type: integer
                  minimum: 0
                  maximum: 3279165
                ssbPeriodicity:
                  $ref: '#/components/schemas/SsbPeriodicity'
                ssbSubCarrierSpacing:
                  $ref: '#/components/schemas/SsbSubCarrierSpacing'
                ssbOffset:
                  type: integer
                  minimum: 0
                  maximum: 159
                ssbDuration:
                  $ref: '#/components/schemas/SsbDuration'
                nrSectorCarrierRef:
                  type: array
                  items:
                    $ref: 'TS28623_ComDefs.yaml#/components/schemas/Dn'
                bwpRef:
                  type: array
                  items:

```

```

    $ref: 'TS28623_ComDefs.yaml#/components/schemas/Dn'
  rimRSMonitoringStartTime:
    $ref: 'TS28623_ComDefs.yaml#/components/schemas/DateTime'
  rimRSMonitoringStopTime:
    $ref: 'TS28623_ComDefs.yaml#/components/schemas/DateTime'
  rimRSMonitoringWindowDuration:
    type: integer
  rimRSMonitoringWindowStartingOffset:
    type: integer
  rimRSMonitoringWindowPeriodicity:
    type: integer
  rimRSMonitoringOccasionInterval:
    type: integer
  rimRSMonitoringOccasionStartingOffset:
    type: integer
  nrFrequencyRef:
    $ref: 'TS28623_ComDefs.yaml#/components/schemas/Dn'
  victimSetRef:
    $ref: 'TS28623_ComDefs.yaml#/components/schemas/Dn'
  aggressorSetRef:
    $ref: 'TS28623_ComDefs.yaml#/components/schemas/Dn'
- $ref: 'TS28623_GenericNrm.yaml#/components/schemas/ManagedFunction-ncO'
- type: object
  properties:
    RRMPolicyRatio:
      $ref: '#/components/schemas/RRMPolicyRatio-Multiple'
    CPCICongfigurationFunction:
      $ref: '#/components/schemas/CPCICongfigurationFunction-Single'
    DRACHOptimizationFunction:
      $ref: '#/components/schemas/DRACHOptimizationFunction-Single'

NrOperatorCellDu-Single:
  allOf:
  - $ref: 'TS28623_GenericNrm.yaml#/components/schemas/Top'
  - type: object
    properties:
      cellLocalId:
        type: integer
      administrativeState:
        $ref: 'TS28623_ComDefs.yaml#/components/schemas/AdministrativeState'
      plmnInfoList:
        $ref: '#/components/schemas/PlmnInfoList'
      nrTac:
        $ref: 'TS28623_GenericNrm.yaml#/components/schemas/Tac'

NRFrequency-Single:
  allOf:
  - $ref: 'TS28623_GenericNrm.yaml#/components/schemas/Top'
  - type: object
    properties:
      attributes:
        type: object
        properties:
          absoluteFrequencySSB:
            type: integer
            minimum: 0
            maximum: 3279165
          ssbSubCarrierSpacing:
            $ref: '#/components/schemas/SsbSubCarrierSpacing'
          multiFrequencyBandListNR:
            type: integer
            minimum: 1
            maximum: 256

EUTranFrequency-Single:
  allOf:
  - $ref: 'TS28623_GenericNrm.yaml#/components/schemas/Top'
  - type: object
    properties:
      attributes:
        type: object
        properties:
          earfcnDL:
            type: integer
            minimum: 0
            maximum: 262143
          multiBandInfoListEutra:
            type: integer
            minimum: 1

```

```

        maximum: 256

NrSectorCarrier-Single:
  allOf:
    - $ref: 'TS28623_GenericNrm.yaml#/components/schemas/Top'
    - type: object
      properties:
        attributes:
          allOf:
            - $ref: 'TS28623_GenericNrm.yaml#/components/schemas/ManagedFunction-Attr'
            - type: object
              properties:
                txDirection:
                  $ref: '#/components/schemas/TxDirection'
                configuredMaxTxPower:
                  type: integer
                arfcnDL:
                  type: integer
                arfcnUL:
                  type: integer
                bSChannelBwDL:
                  type: integer
                bSChannelBwUL:
                  type: integer
                sectorEquipmentFunctionRef:
                  $ref: 'TS28623_ComDefs.yaml#/components/schemas/Dn'
    - $ref: 'TS28623_GenericNrm.yaml#/components/schemas/ManagedFunction-nc0'
    - type: object
      properties:
        CommonBeamformingFunction:
          $ref: '#/components/schemas/CommonBeamformingFunction-Single'

Bwp-Single:
  allOf:
    - $ref: 'TS28623_GenericNrm.yaml#/components/schemas/Top'
    - type: object
      properties:
        attributes:
          allOf:
            - $ref: 'TS28623_GenericNrm.yaml#/components/schemas/ManagedFunction-Attr'
            - type: object
              properties:
                bwpContext:
                  $ref: '#/components/schemas/BwpContext'
                isInitialBwp:
                  $ref: '#/components/schemas/IsInitialBwp'
                subCarrierSpacing:
                  type: integer
                cyclicPrefix:
                  $ref: '#/components/schemas/CyclicPrefix'
                startRB:
                  type: integer
                numberOfRBs:
                  type: integer
    - $ref: 'TS28623_GenericNrm.yaml#/components/schemas/ManagedFunction-nc0'

CommonBeamformingFunction-Single:
  allOf:
    - $ref: 'TS28623_GenericNrm.yaml#/components/schemas/Top'
    - type: object
      properties:
        attributes:
          allOf:
            - type: object
              properties:
                coverageShape:
                  $ref: '#/components/schemas/CoverageShape'
                digitalAzimuth:
                  $ref: '#/components/schemas/DigitalAzimuth'
                digitalTilt:
                  $ref: '#/components/schemas/DigitalTilt'
    - type: object
      properties:
        Beam:
          $ref: '#/components/schemas/Beam-Multiple'

Beam-Single:
  allOf:
    - $ref: 'TS28623_GenericNrm.yaml#/components/schemas/Top'
    - type: object
      properties:

```

```

attributes:
  allOf:
    - type: object
      properties:
        beamIndex:
          type: integer
        beamType:
          type: string
          enum:
            - SSB_BEAM
        beamAzimuth:
          type: integer
          minimum: -1800
          maximum: 1800
        beamTilt:
          type: integer
          minimum: -900
          maximum: 900
        beamHorizWidth:
          type: integer
          minimum: 0
          maximum: 3599
        beamVertWidth:
          type: integer
          minimum: 0
          maximum: 1800
RRMPolicyRatio-Single:
  allOf:
    - $ref: 'TS28623_GenericNrm.yaml#/components/schemas/Top'
    - type: object
      properties:
        attributes:
          allOf:
            - $ref: '#/components/schemas/RrmPolicy_-Attr'
            - type: object
              properties:
                rRMPolicyMaxRatio:
                  type: integer
                  default: 100
                  minimum: 0
                  maximum: 100
                rRMPolicyMinRatio:
                  type: integer
                  default: 0
                  minimum: 0
                  maximum: 100
                rRMPolicyDedicatedRatio:
                  type: integer
                  default: 0
                  minimum: 0
                  maximum: 100
NRCellRelation-Single:
  allOf:
    - $ref: 'TS28623_GenericNrm.yaml#/components/schemas/Top'
    - type: object
      properties:
        attributes:
          type: object
          properties:
            nRTCI:
              type: integer
            cellIndividualOffset:
              type: array
              items:
                $ref: '#/components/schemas/QOffsetRange'
              minItems: 6
              maxItems: 6
            adjacentNRCellRef:
              $ref: 'TS28623_ComDefs.yaml#/components/schemas/Dn'
            nRFreqRelationRef:
              $ref: 'TS28623_ComDefs.yaml#/components/schemas/Dn'
            isRemoveAllowed:
              type: boolean
            isHOAllowed:
              type: boolean
            isESCoveredBy:
              $ref: '#/components/schemas/IsESCoveredBy'

```



```

        isENDCAAllowed:
          type: boolean
        isMLBAllowed:
          type: boolean
EUTranCellRelation-Single:
  allOf:
    - $ref: 'TS28623_GenericNrm.yaml#/components/schemas/Top'
    - type: object
      properties:
        attributes:
          allOf:
            - $ref: 'TS28623_GenericNrm.yaml#/components/schemas/ManagedFunction-Attr'
            - type: object
              properties:
                adjacentEUTranCellRef:
                  $ref: 'TS28623_ComDefs.yaml#/components/schemas/Dn'
    - $ref: 'TS28623_GenericNrm.yaml#/components/schemas/ManagedFunction-ncO'
NRFreqRelation-Single:
  allOf:
    - $ref: 'TS28623_GenericNrm.yaml#/components/schemas/Top'
    - type: object
      properties:
        attributes:
          type: object
          properties:
            offsetMO:
              type: array
              items:
                $ref: '#/components/schemas/QOffsetRange'
              minItems: 6
              maxItems: 6
            blockListEntry:
              type: array
              items:
                type: integer
                minimum: 0
                maximum: 1007
            blockListEntryIdleMode:
              type: integer
            cellReselectionPriority:
              type: integer
            cellReselectionSubPriority:
              type: number
              minimum: 0.2
              maximum: 0.8
              multipleOf: 0.2
            pMax:
              type: integer
              minimum: -30
              maximum: 33
            qOffsetFreq:
              $ref: '#/components/schemas/QOffsetFreq'
            qQualMin:
              type: number
            qRxLevMin:
              type: integer
              minimum: -140
              maximum: -44
            threshXHighP:
              type: integer
              minimum: 0
              maximum: 62
            threshXHighQ:
              type: integer
              minimum: 0
              maximum: 31
            threshXLowP:
              type: integer
              minimum: 0
              maximum: 62
            threshXLowQ:
              type: integer
              minimum: 0
              maximum: 31
            tReselectionNr:
              type: integer
              minimum: 0
              maximum: 7

```

```

    tReselectionNRSfHigh:
      $ref: '#/components/schemas/TReselectionNRSf'
    tReselectionNRSfMedium:
      $ref: '#/components/schemas/TReselectionNRSf'
    nRFrequencyRef:
      $ref: 'TS28623_ComDefs.yaml#/components/schemas/Dn'
EUTranFreqRelation-Single:
  allOf:
  - $ref: 'TS28623_GenericNrm.yaml#/components/schemas/Top'
  - type: object
    properties:
      attributes:
        type: object
        properties:
          cellIndividualOffset:
            type: array
            items:
              $ref: '#/components/schemas/QOffsetRange'
            minItems: 6
            maxItems: 6
          blacklistEntry:
            type: array
            items:
              type: integer
              minimum: 0
              maximum: 1007
          blacklistEntryIdleMode:
            type: integer
          cellReselectionPriority:
            type: integer
          cellReselectionSubPriority:
            type: number
            minimum: 0.2
            maximum: 0.8
            multipleOf: 0.2
          pMax:
            type: integer
            minimum: -30
            maximum: 33
          qOffsetFreq:
            $ref: '#/components/schemas/QOffsetFreq'
          qQualMin:
            type: number
          qRxLevMin:
            type: integer
            minimum: -140
            maximum: -44
          threshXHighP:
            type: integer
            minimum: 0
            maximum: 62
          threshXHighQ:
            type: integer
            minimum: 0
            maximum: 31
          threshXLowP:
            type: integer
            minimum: 0
            maximum: 62
          threshXLowQ:
            type: integer
            minimum: 0
            maximum: 31
          tReselectionEUTran:
            type: integer
            minimum: 0
            maximum: 7
          tReselectionNRSfHigh:
            $ref: '#/components/schemas/TReselectionNRSf'
          tReselectionNRSfMedium:
            $ref: '#/components/schemas/TReselectionNRSf'
          eUTranFrequencyRef:
            $ref: 'TS28623_ComDefs.yaml#/components/schemas/Dn'
DANRManagementFunction-Single:
  allOf:
  - $ref: 'TS28623_GenericNrm.yaml#/components/schemas/Top'
  - type: object
    properties:

```

```

    attributes:
      type: object
      properties:
        intrasystemANRManagementSwitch:
          type: boolean
        intersystemANRManagementSwitch:
          type: boolean

DESMangementFunction-Single:
  allOf:
    - $ref: 'TS28623_GenericNrm.yaml#/components/schemas/Top'
    - type: object
      properties:
        attributes:
          type: object
          properties:
            desSwitch:
              type: boolean
            intraRatEsActivationOriginalCellLoadParameters:
              $ref: "#/components/schemas/IntraRatEsActivationOriginalCellLoadParameters"
            intraRatEsActivationCandidateCellsLoadParameters:
              $ref: "#/components/schemas/IntraRatEsActivationCandidateCellsLoadParameters"
            intraRatEsDeactivationCandidateCellsLoadParameters:
              $ref: "#/components/schemas/IntraRatEsDeactivationCandidateCellsLoadParameters"
            esNotAllowedTimePeriod:
              $ref: "#/components/schemas/EsNotAllowedTimePeriod"
            interRatEsActivationOriginalCellParameters:
              $ref: "#/components/schemas/InterRatEsActivationOriginalCellParameters"
            interRatEsActivationCandidateCellParameters:
              $ref: "#/components/schemas/InterRatEsActivationCandidateCellParameters"
            interRatEsDeactivationCandidateCellParameters:
              $ref: "#/components/schemas/InterRatEsDeactivationCandidateCellParameters"
            isProbingCapable:
              type: string
              enum:
                - YES
                - NO
            energySavingState:
              type: string
              enum:
                - IS_NOT_ENERGY_SAVING
                - IS_ENERGY_SAVING

DRACHOptimizationFunction-Single:
  allOf:
    - $ref: 'TS28623_GenericNrm.yaml#/components/schemas/Top'
    - type: object
      properties:
        attributes:
          type: object
          properties:
            drachOptimizationControl:
              type: boolean
            ueAccProbabilityDist:
              $ref: "#/components/schemas/UeAccProbabilityDist"
            ueAccDelayProbabilityDist:
              $ref: "#/components/schemas/UeAccDelayProbabilityDist"

DMROFunction-Single:
  allOf:
    - $ref: 'TS28623_GenericNrm.yaml#/components/schemas/Top'
    - type: object
      properties:
        attributes:
          type: object
          properties:
            dmroControl:
              type: boolean
            maximumDeviationHoTriggerLow:
              $ref: '#/components/schemas/MaximumDeviationHoTriggerLow'
            maximumDeviationHoTriggerHigh:
              $ref: '#/components/schemas/MaximumDeviationHoTriggerHigh'
            minimumTimeBetweenHoTriggerChange:
              $ref: '#/components/schemas/MinimumTimeBetweenHoTriggerChange'
            tstoreUEcntxt:
              $ref: '#/components/schemas/TstoreUEcntxt'

DLBOFunction-Single:

```

```

allof:
- $ref: 'TS28623_GenericNrm.yaml#/components/schemas/Top'
- type: object
  properties:
    attributes:
      type: object
      properties:
        dlboControl:
          type: boolean
        maximumDeviationHoTrigger:
          $ref: '#/components/schemas/MaximumDeviationHoTrigger'
        minimumTimeBetweenHoTriggerChange:
          $ref: '#/components/schemas/MinimumTimeBetweenHoTriggerChange'

DPCIConfigurationFunction-Single:
allof:
- $ref: 'TS28623_GenericNrm.yaml#/components/schemas/Top'
- type: object
  properties:
    attributes:
      type: object
      properties:
        dPciConfigurationControl:
          type: boolean
        nRPciList:
          $ref: "#/components/schemas/NRPciList"

CPCIConfigurationFunction-Single:
allof:
- $ref: 'TS28623_GenericNrm.yaml#/components/schemas/Top'
- type: object
  properties:
    attributes:
      type: object
      properties:
        cPciConfigurationControl:
          type: boolean
        cSonPciList:
          $ref: "#/components/schemas/CSonPciList"

CESManagementFunction-Single:
allof:
- $ref: 'TS28623_GenericNrm.yaml#/components/schemas/Top'
- type: object
  properties:
    attributes:
      type: object
      properties:
        cesSwitch:
          type: boolean
        intraRatEsActivationOriginalCellLoadParameters:
          $ref: "#/components/schemas/IntraRatEsActivationOriginalCellLoadParameters"
        intraRatEsActivationCandidateCellsLoadParameters:
          $ref: "#/components/schemas/IntraRatEsActivationCandidateCellsLoadParameters"
        intraRatEsDeactivationCandidateCellsLoadParameters:
          $ref:
            "#/components/schemas/IntraRatEsDeactivationCandidateCellsLoadParameters"
        esNotAllowedTimePeriod:
          $ref: "#/components/schemas/EsNotAllowedTimePeriod"
        interRatEsActivationOriginalCellParameters:
          $ref: "#/components/schemas/IntraRatEsActivationOriginalCellLoadParameters"
        interRatEsActivationCandidateCellParameters:
          $ref: "#/components/schemas/IntraRatEsActivationOriginalCellLoadParameters"
        interRatEsDeactivationCandidateCellParameters:
          $ref: "#/components/schemas/IntraRatEsActivationOriginalCellLoadParameters"
        energySavingControl:
          type: string
          enum:
            - TO_BE_ENERGY_SAVING
            - TO_BE_NOT_ENERGY_SAVING
        energySavingState:
          type: string
          enum:
            - IS_NOT_ENERGY_SAVING
            - IS_ENERGY_SAVING

RimRSGlobal-Single:
allof:

```

```

- $ref: 'TS28623_GenericNrm.yaml#/components/schemas/Top'
- type: object
  properties:
    attributes:
      type: object
      properties:
        frequencyDomainPara:
          $ref: '#/components/schemas/FrequencyDomainPara'
        sequenceDomainPara:
          $ref: '#/components/schemas/SequenceDomainPara'
        timeDomainPara:
          $ref: '#/components/schemas/TimeDomainPara'
    RimRSSet:
      $ref: '#/components/schemas/RimRSSet-Multiple'

RimRSSet-Single:
  allOf:
  - $ref: 'TS28623_GenericNrm.yaml#/components/schemas/Top'
  - type: object
    properties:
      attributes:
        type: object
        properties:
          setId:
            $ref: '#/components/schemas/RSSetId'
          setType:
            $ref: '#/components/schemas/RSSetType'
          nRCellDURefs:
            $ref: 'TS28623_ComDefs.yaml#/components/schemas/DnList'

ExternalGnbDuFunction-Single:
  allOf:
  - $ref: 'TS28623_GenericNrm.yaml#/components/schemas/Top'
  - type: object
    properties:
      attributes:
        allOf:
        - $ref: 'TS28623_GenericNrm.yaml#/components/schemas/ManagedFunction-Attr'
        - type: object
          properties:
            gnbId:
              $ref: '#/components/schemas/GnbId'
            gnbIdLength:
              $ref: '#/components/schemas/GnbIdLength'
  - $ref: 'TS28623_GenericNrm.yaml#/components/schemas/ManagedFunction-ncO'
  - type: object
    properties:
      EP_FLIC:
        $ref: '#/components/schemas/EP_FLIC-Multiple'
      EP_FLU:
        $ref: '#/components/schemas/EP_FLU-Multiple'

NRNetwork-Single:
  allOf:
  - $ref: 'TS28623_GenericNrm.yaml#/components/schemas/Top'
  - type: object
    properties:
      NRFrequency:
        $ref: '#/components/schemas/NRFrequency-Multiple'
      ExternalGnbCuCpFunction:
        $ref: '#/components/schemas/ExternalGnbCuCpFunction-Multiple'

ExternalGnbCuUpFunction-Single:
  allOf:
  - $ref: 'TS28623_GenericNrm.yaml#/components/schemas/Top'
  - type: object
    properties:
      attributes:
        allOf:
        - $ref: 'TS28623_GenericNrm.yaml#/components/schemas/ManagedFunction-Attr'
        - type: object
          properties:
            gnbId:
              $ref: '#/components/schemas/GnbId'
            gnbIdLength:
              $ref: '#/components/schemas/GnbIdLength'
  - $ref: 'TS28623_GenericNrm.yaml#/components/schemas/ManagedFunction-ncO'
  - type: object
    properties:
      EP_E1:

```

```

    $ref: '#/components/schemas/EP_E1-Multiple'
  EP_F1U:
    $ref: '#/components/schemas/EP_F1U-Multiple'
  EP_XnU:
    $ref: '#/components/schemas/EP_XnU-Multiple'
ExternalGnbCuCpFunction-Single:
  allOf:
  - $ref: 'TS28623_GenericNrm.yaml#/components/schemas/Top'
  - type: object
  properties:
    attributes:
      allOf:
      - $ref: >-
          TS28623_GenericNrm.yaml#/components/schemas/ManagedFunction-Attr
      - type: object
      properties:
        gnbId:
          $ref: '#/components/schemas/GnbId'
        gnbIdLength:
          $ref: '#/components/schemas/GnbIdLength'
        plmnId:
          $ref: 'TS28623_ComDefs.yaml#/components/schemas/PlmnId'
  - $ref: 'TS28623_GenericNrm.yaml#/components/schemas/ManagedFunction-ncO'
  - type: object
  properties:
    ExternalNrCellCu:
      $ref: '#/components/schemas/ExternalNrCellCu-Multiple'
    EP_XnC:
      $ref: '#/components/schemas/EP_XnC-Multiple'
    EP_E1:
      $ref: '#/components/schemas/EP_E1-Multiple'
    EP_F1C:
      $ref: '#/components/schemas/EP_F1C-Multiple'
ExternalNrCellCu-Single:
  allOf:
  - $ref: 'TS28623_GenericNrm.yaml#/components/schemas/Top'
  - type: object
  properties:
    attributes:
      allOf:
      - $ref: 'TS28623_GenericNrm.yaml#/components/schemas/ManagedFunction-Attr'
      - type: object
      properties:
        cellLocalId:
          type: integer
        nrPci:
          $ref: '#/components/schemas/NrPci'
        plmnIdList:
          $ref: '#/components/schemas/PlmnIdList'
        nrFrequencyRef:
          $ref: 'TS28623_ComDefs.yaml#/components/schemas/Dn'
  - $ref: 'TS28623_GenericNrm.yaml#/components/schemas/ManagedFunction-ncO'
EUltraNetwork-Single:
  allOf:
  - $ref: 'TS28623_GenericNrm.yaml#/components/schemas/Top'
  - type: object
  properties:
    EUtranFrequency:
      $ref: '#/components/schemas/EUtranFrequency-Multiple'
    ExternalENBFunction:
      $ref: '#/components/schemas/ExternalENBFunction-Multiple'
ExternalENBFunction-Single:
  allOf:
  - $ref: 'TS28623_GenericNrm.yaml#/components/schemas/Top'
  - type: object
  properties:
    attributes:
      allOf:
      - $ref: 'TS28623_GenericNrm.yaml#/components/schemas/ManagedFunction-Attr'
      - type: object
      properties:
        eNBId:
          type: integer
  - $ref: 'TS28623_GenericNrm.yaml#/components/schemas/ManagedFunction-ncO'
  - type: object
  properties:
    ExternalEUTranCell:
      $ref: '#/components/schemas/ExternalEUTranCell-Multiple'

```

```
ExternalEUTranCell-Single:
  allOf:
    - $ref: 'TS28623_GenericNrm.yaml#/components/schemas/Top'
    - type: object
      properties:
        attributes:
          allOf:
            - $ref: 'TS28623_GenericNrm.yaml#/components/schemas/ManagedFunction-Attr'
            - type: object
              properties:
                EUTranFrequencyRef:
                  $ref: 'TS28623_ComDefs.yaml#/components/schemas/Dn'
    - $ref: 'TS28623_GenericNrm.yaml#/components/schemas/ManagedFunction-ncO'

EP_XnC-Single:
  allOf:
    - $ref: 'TS28623_GenericNrm.yaml#/components/schemas/Top'
    - type: object
      properties:
        attributes:
          allOf:
            - $ref: 'TS28623_GenericNrm.yaml#/components/schemas/EP_RP-Attr'
            - type: object
              properties:
                localAddress:
                  $ref: '#/components/schemas/LocalAddress'
                remoteAddress:
                  $ref: '#/components/schemas/RemoteAddress'

EP_E1-Single:
  allOf:
    - $ref: 'TS28623_GenericNrm.yaml#/components/schemas/Top'
    - type: object
      properties:
        attributes:
          allOf:
            - $ref: 'TS28623_GenericNrm.yaml#/components/schemas/EP_RP-Attr'
            - type: object
              properties:
                localAddress:
                  $ref: '#/components/schemas/LocalAddress'
                remoteAddress:
                  $ref: '#/components/schemas/RemoteAddress'

EP_F1C-Single:
  allOf:
    - $ref: 'TS28623_GenericNrm.yaml#/components/schemas/Top'
    - type: object
      properties:
        attributes:
          allOf:
            - $ref: 'TS28623_GenericNrm.yaml#/components/schemas/EP_RP-Attr'
            - type: object
              properties:
                localAddress:
                  $ref: '#/components/schemas/LocalAddress'
                remoteAddress:
                  $ref: '#/components/schemas/RemoteAddress'

EP_NgC-Single:
  allOf:
    - $ref: 'TS28623_GenericNrm.yaml#/components/schemas/Top'
    - type: object
      properties:
        attributes:
          allOf:
            - $ref: 'TS28623_GenericNrm.yaml#/components/schemas/EP_RP-Attr'
            - type: object
              properties:
                localAddress:
                  $ref: '#/components/schemas/LocalAddress'
                remoteAddress:
                  $ref: '#/components/schemas/RemoteAddress'

EP_X2C-Single:
  allOf:
    - $ref: 'TS28623_GenericNrm.yaml#/components/schemas/Top'
    - type: object
      properties:
        attributes:
          allOf:
            - $ref: 'TS28623_GenericNrm.yaml#/components/schemas/EP_RP-Attr'
```

```

    - type: object
      properties:
        localAddress:
          $ref: '#/components/schemas/LocalAddress'
        remoteAddress:
          $ref: '#/components/schemas/RemoteAddress'
EP_XnU-Single:
  allOf:
    - $ref: 'TS28623_GenericNrm.yaml#/components/schemas/Top'
    - type: object
      properties:
        attributes:
          allOf:
            - $ref: 'TS28623_GenericNrm.yaml#/components/schemas/EP_RP-Attr'
            - type: object
              properties:
                localAddress:
                  $ref: '#/components/schemas/LocalAddress'
                remoteAddress:
                  $ref: '#/components/schemas/RemoteAddress'
EP_F1U-Single:
  allOf:
    - $ref: 'TS28623_GenericNrm.yaml#/components/schemas/Top'
    - type: object
      properties:
        attributes:
          allOf:
            - $ref: 'TS28623_GenericNrm.yaml#/components/schemas/EP_RP-Attr'
            - type: object
              properties:
                localAddress:
                  $ref: '#/components/schemas/LocalAddress'
                remoteAddress:
                  $ref: '#/components/schemas/RemoteAddress'
                epTransportRefs:
                  $ref: 'TS28623_ComDefs.yaml#/components/schemas/DnList'
EP_NgU-Single:
  allOf:
    - $ref: 'TS28623_GenericNrm.yaml#/components/schemas/Top'
    - type: object
      properties:
        attributes:
          allOf:
            - $ref: 'TS28623_GenericNrm.yaml#/components/schemas/EP_RP-Attr'
            - type: object
              properties:
                localAddress:
                  $ref: '#/components/schemas/LocalAddress'
                remoteAddress:
                  $ref: '#/components/schemas/RemoteAddress'
                epTransportRefs:
                  $ref: 'TS28623_ComDefs.yaml#/components/schemas/DnList'
EP_X2U-Single:
  allOf:
    - $ref: 'TS28623_GenericNrm.yaml#/components/schemas/Top'
    - type: object
      properties:
        attributes:
          allOf:
            - $ref: 'TS28623_GenericNrm.yaml#/components/schemas/EP_RP-Attr'
            - type: object
              properties:
                localAddress:
                  $ref: '#/components/schemas/LocalAddress'
                remoteAddress:
                  $ref: '#/components/schemas/RemoteAddress'
EP_S1U-Single:
  allOf:
    - $ref: 'TS28623_GenericNrm.yaml#/components/schemas/Top'
    - type: object
      properties:
        attributes:
          allOf:
            - $ref: 'TS28623_GenericNrm.yaml#/components/schemas/EP_RP-Attr'
            - type: object
              properties:

```



```

        localAddress:
          $ref: '#/components/schemas/LocalAddress'
        remoteAddress:
          $ref: '#/components/schemas/RemoteAddress'
CCOFunction-Single:
  allOf:
    - $ref: 'TS28623_GenericNrm.yaml#/components/schemas/Top'
    - type: object
      properties:
        attributes:
          type: object
          properties:
            cCOControl:
              type: boolean
            cCOWeakCoverageParameters:
              $ref: '#/components/schemas/CCOWeakCoverageParameters-Single'
            cCOPilotPollutionParameters:
              $ref: '#/components/schemas/CCOPilotPollutionParameters-Single'
            cCOOvershootCoverageParameters:
              $ref: '#/components/schemas/CCOOvershootCoverageParameters-Single'
CCOParameters-Attr:
  allOf:
    - $ref: 'TS28623_GenericNrm.yaml#/components/schemas/Top'
    - type: object
      properties:
        attributes:
          type: object
          properties:
            coverageShapeList:
              type: integer
            downlinkTransmitPowerRange:
              $ref: '#/components/schemas/ParameterRange'
            antennaTiltRange:
              $ref: '#/components/schemas/ParameterRange'
            antennaAzimuthRange:
              $ref: '#/components/schemas/ParameterRange'
            digitalTiltRange:
              $ref: '#/components/schemas/ParameterRange'
            digitalAzimuthRange:
              $ref: '#/components/schemas/ParameterRange'

CCOWeakCoverageParameters-Single:
  allOf:
    - $ref: '#/components/schemas/CCOParameters-Attr'
    - type: object

CCOPilotPollutionParameters-Single:
  allOf:
    - $ref: '#/components/schemas/CCOParameters-Attr'
    - type: object

CCOOvershootCoverageParameters-Single:
  allOf:
    - $ref: '#/components/schemas/CCOParameters-Attr'
    - type: object

```

#----- Definition of JSON arrays for name-contained IOCs -----

```

SubNetwork-Multiple:
  type: array
  items:
    $ref: '#/components/schemas/SubNetwork-Single'
ManagedElement-Multiple:
  type: array
  items:
    $ref: '#/components/schemas/ManagedElement-Single'
GnbDuFunction-Multiple:
  type: array
  items:
    $ref: '#/components/schemas/GnbDuFunction-Single'
OperatorDu-Multiple:
  type: array
  items:
    $ref: '#/components/schemas/OperatorDu-Single'
GnbCuUpFunction-Multiple:
  type: array
  items:
    $ref: '#/components/schemas/GnbCuUpFunction-Single'

```

```
GnbCuCpFunction-Multiple:
  type: array
  items:
    $ref: '#/components/schemas/GnbCuCpFunction-Single'

NrCellDu-Multiple:
  type: array
  items:
    $ref: '#/components/schemas/NrCellDu-Single'

NrOperatorCellDu-Multiple:
  type: array
  items:
    $ref: '#/components/schemas/NrOperatorCellDu-Single'

NrCellCu-Multiple:
  type: array
  items:
    $ref: '#/components/schemas/NrCellCu-Single'

NRFrequency-Multiple:
  type: array
  minItems: 1
  items:
    $ref: '#/components/schemas/NRFrequency-Single'

EUTranFrequency-Multiple:
  type: array
  minItems: 1
  items:
    $ref: '#/components/schemas/EUTranFrequency-Single'

NrSectorCarrier-Multiple:
  type: array
  items:
    $ref: '#/components/schemas/NrSectorCarrier-Single'

Bwp-Multiple:
  type: array
  items:
    $ref: '#/components/schemas/Bwp-Single'

Beam-Multiple:
  type: array
  items:
    $ref: '#/components/schemas/Beam-Single'

RRMPolicyRatio-Multiple:
  type: array
  items:
    $ref: '#/components/schemas/RRMPolicyRatio-Single'

NRCellRelation-Multiple:
  type: array
  items:
    $ref: '#/components/schemas/NRCellRelation-Single'

EUTranCellRelation-Multiple:
  type: array
  items:
    $ref: '#/components/schemas/EUTranCellRelation-Single'

NRFreqRelation-Multiple:
  type: array
  items:
    $ref: '#/components/schemas/NRFreqRelation-Single'

EUTranFreqRelation-Multiple:
  type: array
  items:
    $ref: '#/components/schemas/EUTranFreqRelation-Single'

RimRSSet-Multiple:
  type: array
  items:
    $ref: '#/components/schemas/RimRSSet-Single'

ExternalGnbDuFunction-Multiple:
  type: array
  items:
    $ref: '#/components/schemas/ExternalGnbDuFunction-Single'

ExternalGnbCuUpFunction-Multiple:
  type: array
  items:
    $ref: '#/components/schemas/ExternalGnbCuUpFunction-Single'
```

```

ExternalGnbCuCpFunction-Multiple:
  type: array
  items:
    $ref: '#/components/schemas/ExternalGnbCuCpFunction-Single'
ExternalNrCellCu-Multiple:
  type: array
  items:
    $ref: '#/components/schemas/ExternalNrCellCu-Single'

ExternalENBFunction-Multiple:
  type: array
  items:
    $ref: '#/components/schemas/ExternalENBFunction-Single'
ExternalEUTranCell-Multiple:
  type: array
  items:
    $ref: '#/components/schemas/ExternalEUTranCell-Single'

EP_E1-Multiple:
  type: array
  items:
    $ref: '#/components/schemas/EP_E1-Single'
EP_XnC-Multiple:
  type: array
  items:
    $ref: '#/components/schemas/EP_XnC-Single'
EP_F1C-Multiple:
  type: array
  items:
    $ref: '#/components/schemas/EP_F1C-Single'
EP_NgC-Multiple:
  type: array
  items:
    $ref: '#/components/schemas/EP_NgC-Single'
EP_X2C-Multiple:
  type: array
  items:
    $ref: '#/components/schemas/EP_X2C-Single'
EP_XnU-Multiple:
  type: array
  items:
    $ref: '#/components/schemas/EP_XnU-Single'
EP_F1U-Multiple:
  type: array
  items:
    $ref: '#/components/schemas/EP_F1U-Single'
EP_NgU-Multiple:
  type: array
  items:
    $ref: '#/components/schemas/EP_NgU-Single'
EP_X2U-Multiple:
  type: array
  items:
    $ref: '#/components/schemas/EP_X2U-Single'
EP_S1U-Multiple:
  type: array
  items:
    $ref: '#/components/schemas/EP_S1U-Single'

```

#----- Definitions in TS 28.541 for TS 28.532 -----

```

resources-nrNrm:
  oneOf:
    - $ref: '#/components/schemas/MnS'

    - $ref: '#/components/schemas/SubNetwork-Single'
    - $ref: '#/components/schemas/ManagedElement-Single'

    - $ref: '#/components/schemas/GnbDuFunction-Single'
    - $ref: '#/components/schemas/GnbCuUpFunction-Single'
    - $ref: '#/components/schemas/GnbCuCpFunction-Single'
    - $ref: '#/components/schemas/OperatorDu-Single'

    - $ref: '#/components/schemas/NrCellCu-Single'
    - $ref: '#/components/schemas/NrCellDu-Single'
    - $ref: '#/components/schemas/NrOperatorCellDu-Single'

    - $ref: '#/components/schemas/NRNetwork-Single'

```

```
- $ref: '#/components/schemas/EUtraNetwork-Single'

- $ref: '#/components/schemas/NRFrequency-Single'
- $ref: '#/components/schemas/EUtranFrequency-Single'

- $ref: '#/components/schemas/NrSectorCarrier-Single'
- $ref: '#/components/schemas/Bwp-Single'
- $ref: '#/components/schemas/CommonBeamformingFunction-Single'
- $ref: '#/components/schemas/Beam-Single'
- $ref: '#/components/schemas/RRMPolicyRatio-Single'

- $ref: '#/components/schemas/NRCellRelation-Single'
- $ref: '#/components/schemas/EUtranCellRelation-Single'
- $ref: '#/components/schemas/NRFreqRelation-Single'
- $ref: '#/components/schemas/EUtranFreqRelation-Single'

- $ref: '#/components/schemas/DANRManagementFunction-Single'
- $ref: '#/components/schemas/DESMangementFunction-Single'
- $ref: '#/components/schemas/DRACHOptimizationFunction-Single'
- $ref: '#/components/schemas/DMROFunction-Single'
- $ref: '#/components/schemas/DLBOFunction-Single'
- $ref: '#/components/schemas/DPCIConfigurationFunction-Single'
- $ref: '#/components/schemas/CPCIConfigurationFunction-Single'
- $ref: '#/components/schemas/CESManagementFunction-Single'

- $ref: '#/components/schemas/RimRSGlobal-Single'
- $ref: '#/components/schemas/RimRSSet-Single'

- $ref: '#/components/schemas/ExternalGnbDuFunction-Single'
- $ref: '#/components/schemas/ExternalGnbCuUpFunction-Single'
- $ref: '#/components/schemas/ExternalGnbCuCpFunction-Single'
- $ref: '#/components/schemas/ExternalNrCellCu-Single'
- $ref: '#/components/schemas/ExternalENBFunction-Single'
- $ref: '#/components/schemas/ExternalEUTranCell-Single'

- $ref: '#/components/schemas/EP_XnC-Single'
- $ref: '#/components/schemas/EP_E1-Single'
- $ref: '#/components/schemas/EP_F1C-Single'
- $ref: '#/components/schemas/EP_NgC-Single'
- $ref: '#/components/schemas/EP_X2C-Single'
- $ref: '#/components/schemas/EP_XnU-Single'
- $ref: '#/components/schemas/EP_F1U-Single'
- $ref: '#/components/schemas/EP_NgU-Single'
- $ref: '#/components/schemas/EP_X2U-Single'
- $ref: '#/components/schemas/EP_S1U-Single'
- $ref: '#/components/schemas/CCOFunction-Single'
- $ref: '#/components/schemas/CCOWeakCoverageParameters-Single'
- $ref: '#/components/schemas/CCOPilotPollutionParameters-Single'
- $ref: '#/components/schemas/CCOOvershootCoverageParameters-Single'
```

<CODE ENDS>

Annex E (normative): YANG definitions for NR NRM

E.1 General

This annex contains the YANG definitions for the NR and NG-RAN NRM, in accordance with NR and NG-RAN NRM information model definitions specified in clause 4.

E.2 Void

E.3 Void

E.4 Void

E.5 Modules

E.5.1 module `_3gpp-nr-nrm-beam.yang`

```
<CODE BEGINS>
module _3gpp-nr-nrm-beam {
  yang-version 1.1;
  namespace "urn:3gpp:sa5:_3gpp-nr-nrm-beam";
  prefix "beam3gpp";

  import _3gpp-nr-nrm-commonbeamformingfunction { prefix cbeamff3gpp; }
  import _3gpp-common-top { prefix top3gpp; }
  import _3gpp-common-managed-function { prefix mf3gpp; }
  import _3gpp-common-managed-element { prefix me3gpp; }
  import _3gpp-nr-nrm-gnbdufunction { prefix gnbdu3gpp; }
  import _3gpp-nr-nrm-nrsectorcarrier { prefix nrsectcarr3gpp; }

  organization "3GPP SA5";
  contact "https://www.3gpp.org/DynaReport/TSG-WG--S5--officials.htm?Itemid=464";
  description "Defines the YANG mapping of the Beam Information
  Object Class (IOC) that is part of the NR Network Resource Model (NRM).
  Copyright 2023, 3GPP Organizational Partners (ARIB, ATIS, CCSA, ETSI, TSDSI,
  TTA, TTC). All rights reserved.";
  reference "3GPP TS 28.541 5G Network Resource Model (NRM)";

  revision 2023-09-17 { reference CR-1042 ; }
  revision 2019-11-23 {
    description "Initial revision";
    reference "S5-197643";
  }

  typedef BeamType {
    type enumeration {
      enum SSB-BEAM;
    }
  }
}
```

```

grouping BeamGrp {
  description "Represents the Beam IOC.";
  reference "3GPP TS 28.541";
  uses mf3gpp:ManagedFunctionGrp;

  leaf beamIndex {
    description "Index of the beam. ";
    mandatory true;
    type int32;
  }

  leaf beamType {
    description "The type of the beam. ";
    type BeamType;
  }

  leaf beamAzimuth {
    description "The azimuth of a beam transmission, which means the
      horizontal beamforming pointing angle (beam peak direction) in the
      Phi-axis in 1/10th degree resolution. The pointing angle is the
      direction equal to the geometric centre of the half-power contour
      of the beam relative to the reference plane. Zero degree implies
      explicit antenna bearing (boresight). Positive angle implies clockwise
      from the antenna bearing.";
    reference "3GPP TS 38.104, TS 38.901, TS 28.662";
    type int32 { range "-1800..1800"; }
    units "0.1";
  }

  leaf beamTilt {
    description "The tilt of a beam transmission, which means the vertical
      beamforming pointing angle (beam peak direction) in the Theta-axis in
      1/10th degree resolution.
      The pointing angle is the direction equal to the geometric centre of
      the half-power contour of the beam relative to the reference plane.
      Positive value implies downtilt.";
    reference "3GPP TS 38.104, TS 38.901, TS 28.662";
    type int32 { range "-900..900"; }
    units "0.1";
  }

  leaf beamHorizWidth {
    description " The Horizontal beamWidth of a beam transmission, which
      means the horizontal beamforming half-power (3dB down) beamwidth in the
      Phi-axis in 1/10th degree resolution.";
    reference "3GPP TS 38.104, TS 38.901";
    type int32 { range "0..3599"; }
    units "0.1";
  }

  leaf beamVertWidth {
    description " The Vertical beamWidth of a beam transmission, which means
      the vertical beamforming half-power (3dB down) beamwidth in the
      Theta-axis in 1/10th degree resolution.";
    reference "3GPP TS 38.104, TS 38.901";
    type int32 { range "0..1800"; }
    units "0.1";
  }
}

augment "/me3gpp:ManagedElement/gnbdu3gpp:GNBDUFunction/"
+ "nrsectcarr3gpp:NRSectorCarrier/cbeamff3gpp:CommonBeamformingFunction" {

  list Beam {
    description "Represents the per-Beam information required for,
      e.g. beam performance management utilizing measurements generated in
      the RAN. Can have spatial attributes of horizontal/azimuth
      (ie: Phi-axis) and vertical/tilt (ie: Theta-axis) beam pointing
      direction and beam width attributes.";
    reference "3GPP TS 28.541";
    key id;
    uses top3gpp:Top_Grp;
    container attributes {
      uses BeamGrp;
    }
  }
}

```

```

    }
  }
}
<CODE ENDS>

```

E.5.1a module _3gpp-nr-nrm-bwp.yang

```

<CODE BEGINS>
module _3gpp-nr-nrm-bwp {
  yang-version 1.1;
  namespace "urn:3gpp:sa5:_3gpp-nr-nrm-bwp";
  prefix "bwp3gpp";

  import _3gpp-common-managed-element { prefix me3gpp; }
  import _3gpp-common-managed-function { prefix mf3gpp; }
  import _3gpp-common-top { prefix top3gpp; }
  import _3gpp-nr-nrm-gnbdufunction { prefix gnbdu3gpp; }

  organization "3GPP SA5";
  contact "https://www.3gpp.org/DynaReport/TSG-WG--S5--officials.htm?Itemid=464";
  description "Defines the YANG mapping of the BWP Information Object Class
    (IOC) that is part of the NR Network Resource Model (NRM).
    Copyright 2023, 3GPP Organizational Partners (ARIB, ATIS, CCSA, ETSI, TSDSI,
    TTA, TTC). All rights reserved.";
  reference "3GPP TS 28.541 5G Network Resource Model (NRM)";

  revision 2023-09-17 { reference CR-1042 ; }
  revision 2020-11-17 { reference CR-0410 ; }
  revision 2019-10-28 { reference S5-193518 ; }
  revision 2019-06-17 { reference "Initial revision"; }

  typedef CyclicPrefix {
    type enumeration {
      enum NORMAL;
      enum EXTENDED;
    }
  }

  typedef BwpContext {
    type enumeration {
      enum DL;
      enum UL;
      enum SUL;
    }
  }

  typedef IsInitialBwp {
    type enumeration {
      enum INITIAL;
      enum OTHER;
    }
  }

  grouping BWPGrp {
    description "Represents the BWP IOC.";
    reference "3GPP TS 28.541";
    uses mf3gpp:ManagedFunctionGrp;

    leaf bwpContext {
      description "Identifies whether the object is used for downlink, uplink
        or supplementary uplink.";
      mandatory true;
      type BwpContext;
    }

    leaf isInitialBwp {
      description "Identifies whether the object is used for initial or other
        BWP.";
      mandatory true;
      type IsInitialBwp;
    }

    leaf subCarrierSpacing {
      description "Subcarrier spacing configuration for a BWP.";
      reference "3GPP TS 38.104";
      mandatory true;
    }
  }
}

```

```

    type uint32 { range "15 | 30 | 60 | 120"; }
    units kHz;
  }

  leaf cyclicPrefix {
    description "Cyclic prefix, which may be normal or extended.";
    reference "3GPP TS 38.211";
    mandatory true;
    type CyclicPrefix;
  }

  leaf startRB {
    description "Offset in common resource blocks to common resource block 0
    for the applicable subcarrier spacing for a BWP.";
    reference "N_BWP_start in 3GPP TS 38.211";
    mandatory true;
    type uint32;
  }

  leaf numberOfRBs {
    description "Number of physical resource blocks for a BWP.";
    reference "N_BWP_size in 3GPP TS 38.211";
    mandatory true;
    type uint32;
  }
}

augment "/me3gpp:ManagedElement/gnbdu3gpp:GNBDUFunction" {

  list BWP {
    description "Represents a bandwidth part (BWP).";
    key id;
    uses top3gpp:Top_Grp;
    container attributes {
      uses BWPGrp;
    }
    uses mf3gpp:ManagedFunctionContainedClasses;
  }
}
}
<CODE ENDS>

```

E.5.1b module _3gpp-nr-nrm-commonbeamformingfunction.yang

```

<CODE BEGINS>
module _3gpp-nr-nrm-commonbeamformingfunction {
  yang-version 1.1;
  namespace "urn:3gpp:sa5:_3gpp-nr-nrm-nrnetwork-commonbeamformingfunction";
  prefix "combeamformfunc3gpp";

  import _3gpp-nr-nrm-nrsectorcarrier { prefix nrsectcarr3gpp; }
  import _3gpp-common-top { prefix top3gpp; }
  import _3gpp-common-managed-function { prefix mf3gpp; }
  import _3gpp-common-managed-element { prefix me3gpp; }
  import _3gpp-nr-nrm-gnbdufunction { prefix gnbdu3gpp; }

  organization "3GPP SA5";
  description "Defines the YANG mapping of the CommonBeamformingFuntion Information
  Object Class (IOC) that is part of the NR Network Resource Model (NRM).
  Copyright 2023, 3GPP Organizational Partners (ARIB, ATIS, CCSA, ETSI, TSDSI,
  TTA, TTC). All rights reserved.";
  reference "3GPP TS 28.541 5G Network Resource Model (NRM)";

  revision 2023-09-17 { reference CR-1042 ; }
  revision 2019-11-22 {
    description "Initial revision";
    reference "S5-197643";
  }

  grouping CommonBeamformingFunctionGrp {
    description "Represents the CommonBeamformingFunction IOC.";
    reference "3GPP TS 28.541";
    uses mf3gpp:ManagedFunctionGrp;

    leaf coverageShape {

```



```

        description "Identifies the sector carrier coverage shape described by the envelope of the
        contained SSB beams. The coverage shape is implementation dependent.";
        mandatory true;
        type int32 { range "0..65535"; }
    }

    leaf digitalAzimuth {
        description "Digitally-controlled azimuth through beamforming. It represents the horizontal
        pointing direction of the antenna relative to the antenna bore sight, representing the total non-
        mechanical horizontal pan of the selected coverageShape. Positive value gives azimuth to the right
        and negative value gives an azimuth to the left.";

        reference "3GPP TS 38.104, TS 38.901, TS 28.662";
        type int32 { range "-1800..1800"; }
        units "0.1";
    }

    leaf digitalTilt {
        description "Digitally-controlled tilt through beamforming. It represents the vertical
        pointing direction of the antenna relative to the antenna bore sight, representing the total non-
        mechanical vertical tilt of the selected coverageShape. Positive value gives downwards tilt and
        negative value gives upwards tilt.";
        reference "3GPP TS 38.104, TS 38.901, TS 28.662";
        type int32 { range "-900..900"; }
        units "0.1";
    }
}

augment "/me3gpp:ManagedElement/gnbdu3gpp:GNBDUFunction/nrsectcarr3gpp:NRSectorCarrier" {

    list CommonBeamformingFunction {
        description "Represents common beamforming functionality (eg: SSB beams) for the
        NRSectorCarrier.";
        reference "3GPP TS 28.541";
        key id;
        uses top3gpp:Top_Grp;
        container attributes {
            uses CommonBeamformingFunctionGrp;
        }
    }
}
}
<CODE ENDS>

```

E.5.2 module _3gpp-nr-nrm-ep.yang

```

<CODE BEGINS>
module _3gpp-nr-nrm-ep {
    yang-version 1.1;
    namespace "urn:3gpp:sa5:_3gpp-nr-nrm-ep";
    prefix "ep3gpp";

    import _3gpp-common-ep-rp { prefix eprp3gpp; }
    import _3gpp-common-managed-element { prefix me3gpp; }
    import _3gpp-common-top { prefix top3gpp; }
    import _3gpp-nr-nrm-gnbcucpfunction { prefix gnbcucp3gpp; }
    import _3gpp-nr-nrm-gnbcuupfunction { prefix gnbcuup3gpp; }
    import _3gpp-nr-nrm-gnbdufunction { prefix gnbdu3gpp; }

    organization "3GPP SA5";
    contact "https://www.3gpp.org/DynaReport/TSG-WG--S5--officials.htm?Itemid=464";
    description "Defines the YANG mapping of the NR related endpoint
    Information Object Classes (IOCs) that are part of the NR Network
    Resource Model (NRM).
    Copyright 2023, 3GPP Organizational Partners (ARIB, ATIS, CCSA, ETSI, TSDSI,
    TTA, TTC). All rights reserved.";
    reference "3GPP TS 28.541 5G Network Resource Model (NRM)";

    revision 2023-09-17 { reference CR-1042 ; }
    revision 2022-01-07 { reference CR-0643; }
    revision 2021-05-01 { reference CR-0490; }
    revision 2021-03-03 { reference CR-0435 ; }
    revision 2021-02-17 { reference CR-0470; }
    revision 2020-11-17 { reference CR-0410 ; }
    revision 2020-03-02 { reference S5-201191; }
    revision 2019-06-17 { reference "Initial revision"; }
}

```

```
feature EPClassesUnderGNBCUCPFunction {
  description "Endpoint classes shall be contained under GNBCUCPFunction";
}

feature EPClassesUnderGNBCUUPFunction {
  description "Endpoint classes shall be contained under GNBCUUPFunction";
}

feature EPClassesUnderGNBDUFunction {
  description "Endpoint classes shall be contained under GNBDUFunction";
}

grouping EP_E1Grp {
  description "Represents the EP_E1 IOC.";
  reference "3GPP TS 28.541, 3GPP TS 38.401";
  uses eprp3gpp:EP_Common;
}

grouping EP_F1CGrp {
  description "Represents the EP_F1C IOC.";
  reference "3GPP TS 28.541, 3GPP TS 38.470";
  uses eprp3gpp:EP_Common;
}

grouping EP_F1UGrp {
  description "Represents the EP_F1U IOC.";
  reference "3GPP TS 28.541, 3GPP TS 38.470";
  uses eprp3gpp:EP_Common;
}

grouping EP_XnCGrp {
  description "Represents the EP_XnC IOC.";
  reference "3GPP TS 28.541, 3GPP TS 38.420";
  uses eprp3gpp:EP_Common;
}

grouping EP_XnUGrp {
  description "Represents the EP_XnU IOC.";
  reference "3GPP TS 28.541, 3GPP TS 38.420";
  uses eprp3gpp:EP_Common;
}

grouping EP_NgCGrp {
  description "Represents the EP_NgC IOC.";
  reference "3GPP TS 28.541, 3GPP TS 38.470";
  uses eprp3gpp:EP_Common;
}

grouping EP_NgUGrp {
  description "Represents the EP_NgU IOC.";
  reference "3GPP TS 28.541, 3GPP TS 38.470";
  uses eprp3gpp:EP_Common;
}

grouping EP_X2CGrp {
  description "Represents the EP_X2C IOC.";
  reference "3GPP TS 28.541, 3GPP TS 36.423";
  uses eprp3gpp:EP_Common;
}

grouping EP_X2UGrp {
  description "Represents the EP_X2U IOC.";
  reference "3GPP TS 28.541, 3GPP TS 36.425";
  uses eprp3gpp:EP_Common;
}

grouping EP_S1UGrp {
  description "Represents the EP_S1U IOC.";
  reference "3GPP TS 28.541, 3GPP TS 36.410";
  uses eprp3gpp:EP_Common;
}

augment "/me3gpp:ManagedElement/gnbcucp3gpp:GNBCUCPFunction" {
  if-feature EPClassesUnderGNBCUCPFunction;

  list EP_E1 {
    description "Represents the local end point of the logical link,
```

```
    supporting E1 interface between gNB-CU-CP and gNB-CU-UP.";
    reference "3GPP TS 28.541, 3GPP TS 38.401";
    key id;
    uses top3gpp:Top_Grp;
    container attributes {
        uses EP_E1Grp;
    }
}

list EP_F1C {
    description "Represents the local end point of the control plane
        interface (F1-C) between the gNB-DU and gNB-CU or gNB-CU-CP.";
    reference "3GPP TS 28.541, 3GPP TS 38.470";
    key id;
    uses top3gpp:Top_Grp;
    container attributes {
        uses EP_F1CGrp;
    }
}

list EP_NgC {
    description "Represents the local end point of the control plane
        interface (NG-C) between the gNB and AMF.";
    reference "3GPP TS 28.541, 3GPP TS 38.470";
    key id;
    uses top3gpp:Top_Grp;
    container attributes {
        uses EP_NgCGrp;
    }
}

list EP_XnC {
    description "Represents the local gNB node end point of the logical
        link, supporting Xn application protocols, to a neighbour NG-RAN node
        (including gNB and ng-eNB). The Xn Application PDUs are carried over
        SCTP/IP/Data link layer/Physical layer stack.";
    reference "3GPP TS 28.541, 3GPP TS 38.420 subclause 7";
    key id;
    uses top3gpp:Top_Grp;
    container attributes {
        uses EP_XnCGrp;
    }
}

list EP_X2C {
    description "Represents the local end point of the logical link,
        supporting X2-C application protocols used in EN-DC, to a neighbour
        eNB or en-gNB node.";
    reference "3GPP TS 28.541, 3GPP TS 36.423";
    key id;
    uses top3gpp:Top_Grp;
    container attributes {
        uses EP_X2CGrp;
    }
}
}

augment "/me3gpp:ManagedElement/gnbcuup3gpp:GNBCUUPFunction" {
    if-feature EPClassesUnderGNBCUUPFunction;

    list EP_E1 {
        description "Represents the local end point of the logical link,
            supporting E1 interface between gNB-CU-CP and gNB-CU-UP.";
        reference "3GPP TS 28.541, 3GPP TS 38.401";
        key id;
        uses top3gpp:Top_Grp;
        container attributes {
            uses EP_E1Grp;
        }
    }

    list EP_F1U {
        description "Represents the local end point of the user plane
            interface (F1-U) between the gNB-DU and gNB-CU or gNB-CU-UP.";
        reference "3GPP TS 28.541, 3GPP TS 38.470";
        key id;
        uses top3gpp:Top_Grp;
        container attributes {
```

```
    uses EP_F1UGrp;
  }
}

list EP_NgU {
  description "Represents the local end point of the NG user plane
  (NG-U) interface between the gNB and UPF.";
  reference "3GPP TS 28.541, 3GPP TS 38.470";
  key id;
  uses top3gpp:Top_Grp;
  container attributes {
    uses EP_NgUGrp;
  }
}

list EP_XnU {
  description "Represents the one end-point of a logical link supporting
  the Xn user plane (Xn-U) interface. The Xn-U interface provides
  non-guaranteed delivery of user plane PDUs between two NG-RAN nodes.";
  reference "3GPP TS 28.541, 3GPP TS 38.420";
  key id;
  uses top3gpp:Top_Grp;
  container attributes {
    uses EP_XnUGrp;
  }
}

list EP_X2U {
  description "Represents the local end-point of a logical link supporting
  the X2 user plane (X2-U) interface used in EN-DC.";
  reference "3GPP TS 28.541, 3GPP TS 36.425";
  key id;
  uses top3gpp:Top_Grp;
  container attributes {
    uses EP_X2UGrp;
  }
}

list EP_S1U {
  description "Represents the local end point of the logical link,
  supporting S1-U interface towards a S-GW node.";
  reference "3GPP TS 28.541, 3GPP TS 36.410";
  key id;
  uses top3gpp:Top_Grp;
  container attributes {
    uses EP_S1UGrp;
  }
}

augment "/me3gpp:ManagedElement/gnbdu3gpp:GNBDUFunction" {
  if-feature EPClassesUnderGNBDUFunction;

  list EP_F1C {
    description "Represents the local end point of the control plane
    interface (F1-C) between the DU and CU or CU-CP.";
    reference "3GPP TS 28.541, 3GPP TS 38.470";
    key id;
    uses top3gpp:Top_Grp;
    container attributes {
      uses EP_F1CGrp;
    }
  }

  list EP_F1U {
    description "Represents the local end point of the user plane
    interface (F1-U) between the DU and CU or CU-UP.";
    reference "3GPP TS 28.541, 3GPP TS 38.470";
    key id;
    uses top3gpp:Top_Grp;
    container attributes {
      uses EP_F1UGrp;
    }
  }
}
}
}
<CODE ENDS>
```

E.5.3 module _3gpp-nr-nrm-eutrancellrelation.yang

```

<CODE BEGINS>
module _3gpp-nr-nrm-eutrancellrelation {
  yang-version 1.1;
  namespace "urn:3gpp:sa5:_3gpp-nr-nrm-eutrancellrelation";
  prefix "eutrancellrel3gpp";

  import _3gpp-common-yang-types { prefix types3gpp; }
  import _3gpp-common-managed-element { prefix me3gpp; }
  import _3gpp-nr-nrm-gnbcucpfunction { prefix gnbcucp3gpp; }
  import _3gpp-nr-nrm-nrcellcu { prefix nrcellcu3gpp; }
  import _3gpp-common-top { prefix top3gpp; }

  organization "3GPP SA5";
  contact "https://www.3gpp.org/DynaReport/TSG-WG--S5--officials.htm?Itemid=464";
  description "Defines the YANG mapping of the EUTranCellRelation Information
    Object Class (IOC) that is part of the NR Network Resource Model (NRM).
    Copyright 2023, 3GPP Organizational Partners (ARIB, ATIS, CCSA, ETSI, TSDSI,
    TTA, TTC). All rights reserved.";
  reference "3GPP TS 28.541 5G Network Resource Model (NRM)";

  revision 2023-09-17 { reference CR-1042 ; }
  revision 2023-06-25 { reference CR0932 ; }
  revision 2019-10-28 { reference S5-193518 ; }
  revision 2019-06-17 { reference "Initial revision"; }

  typedef ActionAllowed {
    type enumeration {
      enum YES;
      enum NO;
    }
  }

  typedef EnergySavingCoverage {
    type enumeration {
      enum YES;
      enum NO;
      enum PARTIAL;
    }
  }

  grouping EUTranCellRelationGrp {
    description "Represents the EUTranCellRelation IOC.";
    reference "3GPP TS 28.541, EUTranRelation in 3GPP TS 28.658";

    leaf tCI {
      description "Target Cell Identifier. Consists of E-UTRAN Cell Global
        Identifier (ECGI) and Physical Cell Identifier (PCI) of the target
        cell. Identifies the target cell from the perspective of the parent
        cell instance.";
      mandatory true;
      type uint64;
    }

    leaf isRemoveAllowed {
      description "Indicates if the subject EUTranCellRelation can be removed
        (deleted) or not. If YES, the subject EUTranCellRelation instance can
        be removed (deleted). If NO, the subject EUTranCellRelation instance
        shall not be removed (deleted) by any entity but an IRPManager.";
      mandatory true;
      type boolean;
    }

    leaf isHOAllowed {
      description "Indicates if handover is allowed or prohibited. If YES,
        handover is allowed from source cell to target cell. Source cell is
        represented by the parent cell instance. Target cell is the adjacent
        cell referenced by this EUTranCellRelation instance. If NO, handover
        shall not be allowed.";
      mandatory true;
      type boolean;
    }

    leaf isICICInformationSendAllowed {
      description "Indicates if ICIC (Inter Cell Interference Coordination)
        load information message sending is allowed or prohibited. If YES,

```

```

        ICIC load information message sending is allowed from source cell to
        target cell. Source cell is represented by the parent cell instance.
        Target cell is the adjacent cell referenced by this EUTranCellRelation
        instance. If NO, ICIC load information message sending shall not be
        allowed.";
    reference "3GPP TS 36.423";
    mandatory true;
    type ActionAllowed;
}

leaf isLBAAllowed {
    description "Indicates if load balancing is allowed or prohibited from
    source cell to target cell. If YES, load balancing is allowed from
    source cell to target cell. Source cell is represented by the parent
    cell instance. Target cell is the adjacent cell referenced by this
    EUTranCellRelation instance. If NO, load balancing shall be prohibited
    from source cell to target cell.";
    mandatory true;
    type ActionAllowed;
}

leaf isESCoveredBy {
    description "Indicates whether the adjacent cell according to this
    planning provides no, partial or full coverage for the parent cell
    instance. Adjacent cells with this attribute equal to YES are
    recommended to be considered as candidate cells to take over the
    coverage when the original cell is about to be transferred to energy
    saving state. The entirety of adjacent cells with this property equal
    to PARTIAL are recommended to be considered as entirety of candidate
    cells to take over the coverage when the original cell is about to be
    transferred to energy saving state.";
    mandatory true;
    type EnergySavingCoverage;
}

leaf qOffset {
    description "Offset applicable to a specific neighbouring cell used for
    evaluating the cell as a candidate for cell re-selection. Corresponds
    to parameter q-OffsetCell broadcast in SIB4 for intra-frequency cells
    and in SIB5 for inter-frequency cells. Used for Mobility Robustness
    Optimization.";
    reference "3GPP TS 36.331";
    mandatory true;
    type types3gpp:QOffsetRange;
}

leaf cellIndividualOffset {
    description "Offset applicable to a neighbouring cell. It is used for
    evaluating the neighbouring cell for handover in connected mode. Used
    by the HandOver parameter Optimization (HOO) function or Load
    Balancing Optimization (LBO) function.";
    reference "3GPP TS 36.331";
    config false;
    mandatory true;
    type types3gpp:QOffsetRange;
}

leaf adjacentCell {
    description "Reference to an EUTranCellFDD/TDD or
    ExternalEUTranCellFDD/TDD instance.";
    mandatory true;
    type types3gpp:DistinguishedName;
}

augment "/me3gpp:ManagedElement/gnbcucp3gpp:GNBCUCPFunction/" +
    "nrCellcu3gpp:NRCellCU" {

    list EUTranCellRelation {
        description "Represents a relation between an NR cell
        and an E-UTRAN cell.";
        reference "3GPP TS 28.541";
        key id;
        uses top3gpp:Top_Grp;
        container attributes {
            uses EUTranCellRelationGrp;
        }
    }
}

```

```

}
}
<CODE ENDS>

```

E.5.4 module _3gpp-nr-nrm-eutranetwork.yang

```

<CODE BEGINS>
module _3gpp-nr-nrm-eutranetwork {
  yang-version 1.1;
  namespace "urn:3gpp:sa5:_3gpp-nr-nrm-eutranetwork";
  prefix "eutranet3gpp";

  import _3gpp-common-subnetwork { prefix subnet3gpp; }
  import _3gpp-common-top { prefix top3gpp; }

  organization "3GPP SA5";
  description "Defines the YANG mapping of the EUltraNetwork Information Object
  Class (IOC) that is part of the NR Network Resource Model (NRM).
  Copyright 2023, 3GPP Organizational Partners (ARIB, ATIS, CCSA, ETSI, TSDSI,
  TTA, TTC). All rights reserved.";
  reference "3GPP TS 28.541 5G Network Resource Model (NRM)";

  revision 2023-09-17 { reference CR-1042 ; }
  revision 2019-06-17 {
    description "Initial revision";
  }

  feature ExternalsUnderEUtraNetwork {
    description "Classes representing external entities like EUtraFrequency,
    ExternalENBFunction are contained under a EUtraNetwork list/class.";
  }

  grouping EUtraNetworkGrp {
    description "Represents the EUtraNetwork IOC.";
    reference "3GPP TS 28.541";
    uses subnet3gpp:SubNetworkGrp;
  }

  list EUtraNetwork {
    description "A subnetwork containing gNB external E-UTRAN entities.";
    reference "3GPP TS 28.541";
    key id;
    uses top3gpp:Top_Grp;
    container attributes {
      uses EUtraNetworkGrp;
      leaf-list parents {
        description "Reference to all containg EUtraNetwork instances
        in strict order from the root EUtraNetwork down to the immediate
        parent EUtraNetwork.
        If EUtraNetworks form a containment hierarchy this is
        modeled using references between the child EUtraNetwork and the parent
        EUtraNetworks.
        This reference MUST NOT be present for the top level EUtraNetwork and
        MUST be present for other EUtraNetworks.";
        type leafref {
          path "../../../EUtraNetwork/id";
        }
      }

      leaf-list containedChildren{
        description "Reference to all directly contained EUtraNetwork instances.
        If EUtraNetworks form a containment hierarchy this is
        modeled using references between the child EUtraNetwork and the parent
        EUtraNetwork.";
        type leafref {
          path "../../../EUtraNetwork/id";
        }
      }
    }
  }
}
}
}
<CODE ENDS>

```

E.5.5 module _3gpp-nr-nrm-eutranfreqrelation.yang

```

<CODE BEGINS>
module _3gpp-nr-nrm-eutranfreqrelation {
  yang-version 1.1;
  namespace "urn:3gpp:sa5:_3gpp-nr-nrm-eutranfreqrelation";
  prefix "eutranfreqrel3gpp";

  import _3gpp-common-yang-types { prefix types3gpp; }
  import _3gpp-common-managed-element { prefix me3gpp; }
  import _3gpp-common-top { prefix top3gpp; }
  import _3gpp-nr-nrm-gnbcucpfunction { prefix gnbcucp3gpp; }
  import _3gpp-nr-nrm-nrcellcu { prefix nrcellcu3gpp; }

  organization "3GPP SA5";
  contact "https://www.3gpp.org/DynaReport/TSG-WG--S5--officials.htm?Itemid=464";
  description "Defines the YANG mapping of the EUTranFreqRelation Information
    Object Class (IOC) that is part of the NR Network Resource Model (NRM).
    Copyright 2023, 3GPP Organizational Partners (ARIB, ATIS, CCSA, ETSI, TSDSI,
    TTA, TTC). All rights reserved.";
  reference "3GPP TS 28.541 5G Network Resource Model (NRM)";

  revision 2023-09-17 { reference CR-1042 ; }
  revision 2023-06-25 { reference CR0932 ; }
  revision 2019-10-28 { reference S5-193518 ; }
  revision 2019-06-17 { reference "Initial revision"; }

  grouping EUTranFreqRelationGrp {
    description "Represents the EUTranFreqRelation IOC.";
    reference "3GPP TS 28.541";

    leaf cellIndividualOffset {
      description "Offset applicable to a neighbouring cell. Used for
        evaluating the neighbouring cell for handover in connected mode.
        Used by the HandOver parameter Optimization (HOO) function or
        Load Balancing Optimization (LBO) function.";
      reference "cellIndividualOffset in MeasObjectEUTRA in 3GPP TS 38.331";
      type types3gpp:QOffsetRange;
    }

    leaf-list blockListEntry {
      description "A list of Physical Cell Identities (PCIs) that are
        exclude-listed in E-UTRAN measurements.";
      reference "3GPP TS 38.331";
      type uint16 { range "0..1007"; }
    }

    leaf-list blockListEntryIdleMode {
      description "A list of Physical Cell Identities (PCIs) that are
        exclude-listed in SIB4 and SIB5.";
      type uint16 { range "0..1007"; }
    }

    leaf cellReselectionPriority {
      description "The absolute priority of the carrier frequency used by the
        cell reselection procedure. Value 0 means lowest priority. The value
        must not already be used by other RAT, i.e. equal priorities between RATs
        are not supported. The UE behaviour when no value is entered is
        specified in subclause 5.2.4.1 of 3GPP TS 38.304.";
      reference "CellReselectionPriority in 3GPP TS 38.331, priority in
        3GPP TS 38.304";
      mandatory true;
      type int32 { range "0..7"; }
    }

    leaf cellReselectionSubPriority {
      description "Indicates a fractional value to be added to the value of
        cellReselectionPriority to obtain the absolute priority of the
        concerned carrier frequency for E-UTRA and NR.";
      reference "3GPP TS 38.331";
      type uint8 { range "2 | 4 | 6 | 8"; }
      units "0.1";
    }

    leaf pMax {
      description "Used for calculation of the parameter Pcompensation
        (defined in 3GPP TS 38.304), at cell reselection to a cell.";
    }
  }
}

```



```
reference "PEMAX in 3GPP TS 38.101-1";
mandatory true;
type int32 { range "-30..33"; }
units dBm;
}

leaf qOffsetFreq {
description "The frequency specific offset applied when evaluating
candidates for cell reselection.";
type int32 { range "-24 | -22 | -20 | -18 | -16 | -14 | -12 | -10 " +
"| -8 | -6 | -5 | -4 | -3 | -2 | -1 | 0 | 1 | 2 | 3 | 4 | 5 | 6 " +
"| 8 | 10 | 12 | 14 | 16 | 18 | 20 | 22 | 24"; }
default 0;
}

leaf qQualMin {
description "Indicates the minimum required quality level in the cell.
Value 0 means that it is not sent and UE applies in such case the
(default) value of negative infinity for Qqualmin. Sent in SIB3 or
SIB5.";
reference "qQualMin in TS 38.304";
mandatory true;
type int32 { range "-34..-3 | 0"; }
units dB;
}

leaf qRxLevMin {
description "Indicates the required minimum received Reference Symbol
Received Power (RSRP) level in the (E-UTRA) frequency for cell
reselection. Broadcast in SIB3 or SIB5, depending on whether the
related frequency is intra- or inter-frequency. Resolution is 2.";
reference "Qrxlevmin in 3GPP TS 38.304";
mandatory true;
type int32 { range "-140..-44"; }
units dBm;
}

leaf threshXHighP {
description "Specifies the Srxlev threshold used by the UE when
reselecting towards a higher priority RAT/frequency than the current
serving frequency. Each frequency of NR and E-UTRAN might have a
specific threshold. Resolution is 2.";
reference "ThreshX, HighP in 3GPP TS 38.304";
mandatory true;
type int32 { range "0..62"; }
units dB;
}

leaf threshXHighQ {
description "Specifies the Squal threshold used by the UE when
reselecting towards a higher priority RAT/frequency than the current
serving frequency. Each frequency of NR and E-UTRAN might have a
specific threshold.";
reference "ThreshX, HighQ in 3GPP TS 38.304";
mandatory true;
type int32 { range 0..31; }
units dB;
}

leaf threshXLowP {
description "Specifies the Srxlev threshold used by the UE when
reselecting towards a lower priority RAT/frequency than the current
serving frequency. Each frequency of NR and E-UTRAN might have a
specific threshold. Resolution is 2.";
reference "ThreshX, LowP in 3GPP TS 38.304";
mandatory true;
type int32 { range "0..62"; }
units dB;
}

leaf threshXLowQ {
description "Specifies the Squal threshold used by the UE when
reselecting towards a lower priority RAT/frequency than the current
serving frequency. Each frequency of NR and E-UTRAN might have a
specific threshold.";
reference "ThreshX, LowQ in 3GPP TS 38.304";
mandatory true;
type int32 { range "0..31"; }
```

```

    units dB;
  }

  leaf tReselectionEutra {
    description "Cell reselection timer for intra frequency E-UTRA cell
      reselection. May be used for Mobility Robustness Optimization.";
    reference "t-ReselectionEUTRA in 3GPP TS 36.331 and in 3GPP TS 23.207";
    mandatory true;
    type uint8 { range "0..7"; }
    units s;
  }

  leaf tReselectionEutraSfHigh {
    description "The attribute tReselectionEutra (parameter TreselectionEUTRA
      in 3GPP TS 38.304) multiplied with this scaling factor if the UE is in
      high mobility state.";
    reference "Speed dependent ScalingFactor for TreselectionEUTRA for high
      mobility state in 3GPP TS 38.304";
    mandatory true;
    type uint8 { range "25 | 50 | 75 | 100"; }
    units %;
  }

  leaf tReselectionEutraSfMedium {
    description "The attribute tReselectionEutra (parameter TreselectionEUTRA
      in 3GPP TS 38.304) multiplied with this scaling factor if the UE is in
      medium mobility state.";
    reference "Speed dependent ScalingFactor for TreselectionEUTRA for medium
      mobility state in 3GPP TS 38.304";
    mandatory true;
    type uint8 { range "25 | 50 | 75 | 100"; }
    units %;
  }

  leaf eUtranFrequencyRef {
    description "Reference to a corresponding EUtranFrequency instance.";
    mandatory true;
    type types3gpp:DistinguishedName;
  }
}

augment "/me3gpp:ManagedElement/gnbcucp3gpp:GNBCUCPFunction/" +
  "nrCellcu3gpp:NRCellCU" {

  list EUtranFreqRelation {
    description "Represents a frequency relation between an NR cell and an
      E-UTRAN cell.";
    reference "3GPP TS 28.541";
    key id;
    uses top3gpp:Top_Grp;
    container attributes {
      uses EUtranFreqRelationGrp;
    }
  }
}
}
<CODE ENDS>

```

E.5.6 module _3gpp-nr-nrm-eutranfrequency.yang

```

<CODE BEGINS>
module _3gpp-nr-nrm-eutranfrequency {
  yang-version 1.1;
  namespace "urn:3gpp:sa5:_3gpp-nr-nrm-eutranfrequency";
  prefix "eutraneteutranfreq3gpp";

  import _3gpp-common-managed-function { prefix mf3gpp; }
  import _3gpp-nr-nrm-eutranetwork { prefix eutranet3gpp; }
  import _3gpp-common-subnetwork { prefix subnet3gpp; }
  import _3gpp-common-top { prefix top3gpp; }

  organization "3GPP SA5";
  description "Defines the YANG mapping of the EUtranFrequency Information
    Object Class (IOC), that is part of the NR Network Resource Model (NRM).
    Copyright 2023, 3GPP Organizational Partners (ARIB, ATIS, CCSA, ETSI, TSDSI,
    TTA, TTC). All rights reserved.";
}

```

```

reference "3GPP TS 28.541 5G Network Resource Model (NRM),
  3GPP TS 28.658 (E-UTRAN) Network Resource Model (NRM)";

revision 2023-09-17 { reference CR-1042 ; }
revision 2019-10-28 { reference S5-193518 ; }
revision 2019-06-17 {
  description "Initial revision";
}

grouping EUtranFrequencyGrp {
  description "Represents the EUtranFrequency IOC.";
  reference "3GPP TS 28.541";
  uses mf3gpp:ManagedFunctionGrp;

  leaf earfcnDL {
    description "Specifies the channel number for the central DL frequency.";
    reference "3GPP TS 36.101";
    mandatory true;
    type uint32 { range "0..262143"; }
  }

  leaf-list multiBandInfoListEutra {
    description "List of additional frequency bands the frequency belongs to.";
    config false;
    min-elements 0;
    type uint16 { range "1..256"; }
  }
}

grouping EUtranFrequencyWrapper {
  list EUtranFrequency {
    description "Represents certain E-UTRAN frequency properties.";
    reference "3GPP TS 28.658";
    key id;
    uses top3gpp:Top_Grp;
    container attributes {
      uses EUtranFrequencyGrp;
    }
    uses mf3gpp:ManagedFunctionContainedClasses;
  }
}

augment "/subnet3gpp:SubNetwork" {
  if-feature subnet3gpp:ExternalsUnderSubNetwork ;
  uses EUtranFrequencyWrapper ;
}

augment "/eutranet3gpp:EUTraNetwork" {
  if-feature eutranet3gpp:ExternalsUnderEUTraNetwork;
  uses EUtranFrequencyWrapper ;
}
}
<CODE ENDS>

```

E.5.7 module _3gpp-nr-nrm-externalamffunction.yang

```

<CODE BEGINS>
module _3gpp-nr-nrm-externalamffunction {
  yang-version 1.1;
  namespace "urn:3gpp:sa5:_3gpp-nr-nrm-externalamffunction";
  prefix "extamf3gpp";

  import _3gpp-common-managed-function { prefix mf3gpp; }
  import _3gpp-common-subnetwork { prefix subnet3gpp; }
  import _3gpp-nr-nrm-nrnetwork { prefix nrnet3gpp; }
  import _3gpp-common-top { prefix top3gpp; }
  import _3gpp-common-yang-types { prefix types3gpp; }

  organization "3GPP SA5";
  description "Defines the YANG mapping of the ExternalAMFFunction Information
    Object Class (IOC) that is part of the NR Network Resource Model (NRM).
    Copyright 2023, 3GPP Organizational Partners (ARIB, ATIS, CCSA, ETSI, TSDSI,
    TTA, TTC). All rights reserved.";
  reference "3GPP TS 28.541 5G Network Resource Model (NRM)";

  revision 2023-09-17 { reference CR-1042 ; }

```

```

revision 2019-10-28 { reference S5-193518 ; }
revision 2019-06-17 {
  description "Initial revision";
}

grouping ExternalAMFFunctionGrp {
  description "Represents the ExternalAMFFunction IOC.";
  reference "3GPP TS 28.541";
  uses mf3gpp:ManagedFunctionGrp;

  list pLMNIdList {
    description "List of at most six entries of PLMN Identifiers, but at least
      one (the primary PLMN Id).
      The PLMN Identifier is composed of a Mobile Country Code (MCC) and a
      Mobile Network Code (MNC).";
    min-elements 1;
    max-elements 6;
    key "mcc mnc";
    uses types3gpp:PLMNId;
  }

  container amfIdentifier {
    presence true;
    description "An AMF identifier, comprising an AMF Region ID, an AMF Set ID and an AMF
Pointer.";
    uses types3gpp:AmfIdentifier;
  }
}

grouping ExternalAMFFunctionWrapper {
  list ExternalAMFFunction {
    description "Represents the properties, known by the management
      function, of a AMFFunction managed by another management
      function.";
    reference "3GPP TS 28.541";
    key id;
    uses top3gpp:Top_Grp;
    container attributes {
      uses ExternalAMFFunctionGrp;
    }
    uses mf3gpp:ManagedFunctionContainedClasses;
  }
}

augment "/subnet3gpp:SubNetwork" {
  if-feature subnet3gpp:ExternalsUnderSubNetwork ;
  uses ExternalAMFFunctionWrapper;
}

augment "/nrnet3gpp:NRNetwork" {
  if-feature nrnet3gpp:ExternalsUnderNRNetwork;
  uses ExternalAMFFunctionWrapper;
}
}
<CODE ENDS>

```

E.5.8 module _3gpp-nr-nrm-externalenbfunction.yang

```

<CODE BEGINS>
module _3gpp-nr-nrm-externalenbfunction {
  yang-version 1.1;
  namespace "urn:3gpp:sa5:_3gpp-nr-nrm-externalenbfunction";
  prefix "extenb3gpp";

  import _3gpp-common-managed-function { prefix mf3gpp; }
  import _3gpp-nr-nrm-eutranetwork { prefix eutranet3gpp; }
  import _3gpp-common-subnetwork { prefix subnet3gpp; }
  import _3gpp-common-top { prefix top3gpp; }

  organization "3GPP SA5";
  description "Defines the YANG mapping of the ExternalENBFunction
    Information Object Class (IOC) that is part of the NR Network Resource
    Model (NRM).
    Copyright 2023, 3GPP Organizational Partners (ARIB, ATIS, CCSA, ETSI, TSDSI,
    TTA, TTC). All rights reserved.";
  reference "3GPP TS 28.541 5G Network Resource Model (NRM),

```

```

3GPP TS 28.658 (E-UTRAN) Network Resource Model (NRM)";

revision 2023-09-17 { reference CR-1042 ; }
revision 2019-10-28 { reference S5-193518 ; }
revision 2019-06-17 {
  description "Initial revision";
}

grouping ExternalENBFunctionGrp {
  description "Represents the ExternalENBFunction IOC.";
  reference "3GPP TS 28.658";
  uses mf3gpp:ManagedFunctionGrp;

  leaf eNBID {
    description "Unambiguously identifies an eNodeB within a PLMN.";
    reference "3GPP TS 36.413, 3GPP TS 36.300";
    mandatory true;
    type int32 { range "0..268435455"; } // Representing 28 bit eNB ID.
                                        // 18, 20 and 21 bit eNB IDs also
                                        // allowed.
  }
}

grouping ExternalENBFunctionWrapper {
  list ExternalENBFunction {
    description "Represents an external eNB functionality.";
    reference "3GPP TS 28.658";
    key id;
    uses top3gpp:Top_Grp;
    container attributes {
      uses ExternalENBFunctionGrp;
    }
    uses mf3gpp:ManagedFunctionContainedClasses;
  }
}

augment "/subnet3gpp:SubNetwork" {
  if-feature subnet3gpp:ExternalsUnderSubNetwork ;
  uses ExternalENBFunctionWrapper;
}

augment "/eutranet3gpp:EUltraNetwork" {
  if-feature eutranet3gpp:ExternalsUnderEUltraNetwork;
  uses ExternalENBFunctionWrapper;
}
}
<CODE ENDS>

```

E.5.9 module _3gpp-nr-nrm-externaleutranCell.yang

```

<CODE BEGINS>
module _3gpp-nr-nrm-externaleutranCell {
  yang-version 1.1;
  namespace "urn:3gpp:sa5:_3gpp-nr-nrm-externaleutranCell";
  prefix "exteutranCell3gpp";

  import _3gpp-common-yang-types { prefix types3gpp; }
  import _3gpp-common-managed-function { prefix mf3gpp; }
  import _3gpp-common-subnetwork { prefix subnet3gpp; }
  import _3gpp-nr-nrm-eutranetwork { prefix eutranet3gpp; }
  import _3gpp-nr-nrm-externalenbfunction { prefix extenb3gpp; }
  import _3gpp-common-top { prefix top3gpp; }

  organization "3GPP SA5";
  description "Defines the YANG mapping of the ExternalEUtranCellFDD and
  ExternalEUtranCellTDD Information Object Classes (IOCs) that are part
  of the NR Network Resource Model (NRM).
  Copyright 2023, 3GPP Organizational Partners (ARIB, ATIS, CCSA, ETSI, TSDSI,
  TTA, TTC). All rights reserved.";
  reference "3GPP TS 28.541 5G Network Resource Model (NRM),
  3GPP TS 28.658 (E-UTRAN) Network Resource Model (NRM)";

  revision 2023-09-17 { reference CR-1042 ; }
  revision 2019-10-28 { reference S5-193518 ; }
  revision 2019-06-17 {
    description "Initial revision";
  }
}

```

```

}

grouping ExternalEUTranGenericCellGrp {
  description "Represents the ExternalEUTranGenericCell IOC.";
  reference "3GPP TS 28.658";
  uses mf3gpp:ManagedFunctionGrp;

  leaf pci {
    description "The Physical Cell Identity (PCI) of the cell (for
      NM-Centralized, EM-Centralized and Distributed PCI assignment cases).
      In the case of NM-Centralized PCI assignment, see 3GPP TS 36.300.";
    reference "3GPP TS 36.211";
    mandatory true;
    type int32 { range "0..503"; }
  }

  list plmnIdList {
    description "List of unique identities for PLMNs. A cell can broadcast
      up to 6 PLMN IDs. This is to support the case that one cell can be
      used by up to 6 operator's core networks. The PLMN(s) included in this
      list will use the same single tracking area code (TAC) and the same
      Cell Identity (cellLocalId) for sharing the radio access network
      resources. One member of plmnIdList is the primary PLMN ID. A PLMN ID
      included in this list cannot be included in the cellAccessInfoList.
      The PLMN ID is composed of a Mobile Country Code (MCC) and a Mobile
      Network Code (MNC).";
    reference "3GPP TS 36.300, 3GPP TS 36.331, 3GPP TS 23.003";
    key "mcc mnc";
    min-elements 1;
    max-elements 6;
    uses types3gpp:PLMNId;
  }

  leaf cellLocalId {
    description "Unambiguously identifies a cell within an eNodeB.";
    reference "NCI defined in 3GPP TS 38.300";
    type int32 {range "0..255"; }
  }

  leaf eNBId {
    description "Unambiguously identifies an eNodeB within a PLMN.";
    reference "3GPP TS 36.413, 3GPP TS 36.300";
    mandatory true;
    type int32 { range "0..268435455"; } // Representing 28 bit eNB ID.
                                        // 18, 20 and 21 bit eNB IDs also
                                        // allowed.
  }
}

grouping ExternalEUTranCellFDDGrp {
  description "Represents the ExternalEUTranCellFDD IOC.";
  reference "3GPP TS 28.658";
  uses ExternalEUTranGenericCellGrp;

  leaf earfcnDL {
    description "The channel number for the central DL frequency.";
    reference "3GPP TS 36.101";
    mandatory true;
    type int32 { range "0..17999 | 46590..262143"; }
  }

  leaf earfcnUL {
    description "The channel number for the central UL frequency. Value 0
      means that the UL channel number is N/A for the DL-only bands.";
    reference "3GPP TS 36.101";
    mandatory true;
    type int32 { range "0 | 18000..35999 | 46590..262143"; }
  }
}

grouping ExternalEUTranCellTDDGrp {
  description "Represents the ExternalEUTranCellTDD IOC.";
  reference "3GPP TS 28.658";
  uses ExternalEUTranGenericCellGrp;

  leaf earfcn {
    description "The frequency number for the central frequency.";
    reference "3GPP TS 36.104";
  }
}

```

```

        mandatory true;
        type int32 { range "36000..262143"; }
    }
}

grouping ExternalEUTranCellFDDWrapper {
    list ExternalEUTranCellFDD {
        description "Represents the common properties of external E-UTRAN FDD
            cell provided by eNB or NG-RAN FDD cell provided by ng-eNB.";
        reference "3GPP TS 28.658";
        key id;
        uses top3gpp:Top_Grp;
        container attributes {
            uses ExternalEUTranCellFDDGrp;
        }
        uses mf3gpp:ManagedFunctionContainedClasses;
    }
}

grouping ExternalEUTranCellTDDWrapper {
    list ExternalEUTranCellTDD {
        description "Represents the common properties of external E-UTRAN cell
            TDD provided by eNB or NG-RAN TDD cell provided by ng-eNB.";
        reference "3GPP TS 28.658";
        key id;
        uses top3gpp:Top_Grp;
        container attributes {
            uses ExternalEUTranCellTDDGrp;
        }
        uses mf3gpp:ManagedFunctionContainedClasses;
    }
}

augment "/subnet3gpp:SubNetwork/extenb3gpp:ExternalENBFunction" {
    if-feature subnet3gpp:ExternalsUnderSubNetwork;
    uses ExternalEUTranCellFDDWrapper;
}

augment "/eutranet3gpp:EUTraNetwork/extenb3gpp:ExternalENBFunction" {
    if-feature eutranet3gpp:ExternalsUnderEUTraNetwork;
    uses ExternalEUTranCellFDDWrapper;
}

augment "/subnet3gpp:SubNetwork/extenb3gpp:ExternalENBFunction" {
    if-feature subnet3gpp:ExternalsUnderSubNetwork;
    uses ExternalEUTranCellTDDWrapper;
}

augment "/eutranet3gpp:EUTraNetwork/extenb3gpp:ExternalENBFunction" {
    if-feature eutranet3gpp:ExternalsUnderEUTraNetwork;
    uses ExternalEUTranCellTDDWrapper;
}
}
<CODE ENDS>

```

E.5.10 module _3gpp-nr-nrm-externalgnbcucpfunction.yang

```

<CODE BEGINS>
module _3gpp-nr-nrm-externalgnbcucpfunction {
    yang-version 1.1;
    namespace "urn:3gpp:sa5:_3gpp-nr-nrm-externalgnbcucpfunction";
    prefix "extgnbcucp3gpp";

    import _3gpp-common-yang-types { prefix types3gpp; }
    import _3gpp-common-managed-function { prefix mf3gpp; }
    import _3gpp-nr-nrm-nrnetwork { prefix nrnet3gpp; }
    import _3gpp-common-subnetwork { prefix subnet3gpp; }
    import _3gpp-common-top { prefix top3gpp; }

    organization "3GPP SA5";
    description "Defines the YANG mapping of the ExternalGNBCUCPFunction
        Information Object Class (IOC), that is part of the NR Network Resource
        Model (NRM).
        Copyright 2023, 3GPP Organizational Partners (ARIB, ATIS, CCSA, ETSI, TSDSI,
        TTA, TTC). All rights reserved.";
    reference "3GPP TS 28.541 5G Network Resource Model (NRM)";
}

```

```

revision 2023-09-17 { reference CR-1042 ; }
revision 2019-10-28 { reference S5-193518 ; }
revision 2019-06-17 {
  description "Initial revision";
}

grouping ExternalGNBCUCPFFunctionGrp {
  description "Represents the ExternalGNBCUCPFFunction IOC.";
  reference "3GPP TS 28.541";
  uses mf3gpp:ManagedFunctionGrp;

  leaf gNBId {
    description "Identifies a gNB within a PLMN.";
    reference "gNB Identifier (gNB ID) in 3GPP TS 38.300, Global gNB ID
      in 3GPP TS 38.413";
    mandatory true;
    type int64 { range "0..4294967295"; }
  }

  leaf gNBIdLength {
    description "Indicates the number of bits for encoding the gNB ID.";
    reference "gNB ID in 3GPP TS 38.300, Global gNB ID in 3GPP TS 38.413";
    mandatory true;
    type int32 { range "22..32"; }
  }

  list pLMNId {
    description "Specifies the PLMN identifier to be used as part of the
      global RAN node identity.";
    key "mcc mnc";
    min-elements 1;
    max-elements 1;
    uses types3gpp:PLMNId;
  }
}

grouping ExternalGNBCUCPFFunctionWrapper {
  list ExternalGNBCUCPFFunction {
    description "Represents the properties, known by the management function,
      of a GNBCUCPFFunction managed by another management function.";
    reference "3GPP TS 28.541";
    key id;
    uses top3gpp:Top_Grp;
    container attributes {
      uses ExternalGNBCUCPFFunctionGrp;
    }
    uses mf3gpp:ManagedFunctionContainedClasses;
  }
}

augment "/subnet3gpp:SubNetwork" {
  if-feature subnet3gpp:ExternalsUnderSubNetwork ;
  uses ExternalGNBCUCPFFunctionWrapper;
}

augment "/nrnet3gpp:NRNetwork" {
  if-feature nrnet3gpp:ExternalsUnderNRNetwork;
  uses ExternalGNBCUCPFFunctionWrapper;
}
}
<CODE ENDS>

```

E.5.11 module _3gpp-nr-nrm-externalgnbcuupfunction.yang

```

<CODE BEGINS>
module _3gpp-nr-nrm-externalgnbcuupfunction {
  yang-version 1.1;
  namespace "urn:3gpp:sa5:_3gpp-nr-nrm-externalgnbcuupfunction";
  prefix "extgnbcuup3gpp";

  import _3gpp-common-managed-function { prefix mf3gpp; }
  import _3gpp-nr-nrm-nrnetwork { prefix nrnet3gpp; }
  import _3gpp-common-subnetwork { prefix subnet3gpp; }
  import _3gpp-common-top { prefix top3gpp; }
}

```



```

organization "3GPP SA5";
description "Defines the YANG mapping of the ExternalGNBCUUPFunction
Information Object Class (IOC), that is part of the NR Network
Resource Model (NRM).
Copyright 2023, 3GPP Organizational Partners (ARIB, ATIS, CCSA, ETSI, TSDSI,
TTA, TTC). All rights reserved.";
reference "3GPP TS 28.541 5G Network Resource Model (NRM)";

revision 2023-09-17 { reference CR-1042 ; }
revision 2019-10-28 { reference S5-193518 ; }
revision 2019-06-17 {
  description "Initial revision";
}

grouping ExternalGNBCUUPFunctionGrp {
  description "Represents the ExternalGNBCUUPFunction IOC.";
  reference "3GPP TS 28.541";
  uses mf3gpp:ManagedFunctionGrp;

  leaf gNBID {
    description "Identifies a gNB within a PLMN.";
    reference "gNB Identifier (gNB ID) in 3GPP TS 38.300, Global gNB ID
in 3GPP TS 38.413";
    mandatory true;
    type int64 { range "0..4294967295"; }
  }

  leaf gNBIDLength {
    description "Indicates the number of bits for encoding the gNB ID.";
    reference "gNB ID in 3GPP TS 38.300, Global gNB ID in 3GPP TS 38.413";
    mandatory true;
    type int32 { range "22..32"; }
  }
}

grouping ExternalGNBCUUPFunctionWrapper {
  list ExternalGNBCUUPFunction {
    description "Represents the properties, known by the management function,
of a GNBCUUPFunction managed by another management function.";
    reference "3GPP TS 28.541";
    key id;
    uses top3gpp:Top_Grp;
    container attributes {
      uses ExternalGNBCUUPFunctionGrp;
    }
    uses mf3gpp:ManagedFunctionContainedClasses;
  }
}

augment "/subnet3gpp:SubNetwork" {
  if-feature subnet3gpp:ExternalsUnderSubNetwork ;
  uses ExternalGNBCUUPFunctionWrapper;
}

augment "/nrnet3gpp:NRNetwork" {
  if-feature nrnet3gpp:ExternalsUnderNRNetwork;
  uses ExternalGNBCUUPFunctionWrapper;
}
}
<CODE ENDS>

```

E.5.12 module _3gpp-nr-nrm-externalgnbdufunction.yang

```

<CODE BEGINS>
module _3gpp-nr-nrm-externalgnbdufunction {
  yang-version 1.1;
  namespace "urn:3gpp:sa5:_3gpp-nr-nrm-externalgnbdufunction";
  prefix "extgnbdu3gpp";

  import _3gpp-common-yang-types { prefix types3gpp; }
  import _3gpp-common-managed-function { prefix mf3gpp; }
  import _3gpp-nr-nrm-nrnetwork { prefix nrnet3gpp; }
  import _3gpp-common-subnetwork { prefix subnet3gpp; }
  import _3gpp-common-top { prefix top3gpp; }
  import _3gpp-common-yang-extensions { prefix yext3gpp; }

```

```

organization "3GPP SA5";
description "Defines the YANG mapping of the ExternalGNBDUFunction
Information Object Class (IOC) that is part of the NR Network Resource
Model (NRM).
Copyright 2023, 3GPP Organizational Partners (ARIB, ATIS, CCSA, ETSI, TSDSI,
TTA, TTC). All rights reserved.";
reference "3GPP TS 28.541 5G Network Resource Model (NRM)";

revision 2023-09-17 { reference CR-1042 ; }
revision 2019-10-28 { reference S5-193518 ; }
revision 2019-06-17 {
  description "Initial revision";
}

grouping ExternalGNBDUFunctionGrp {
  description "Represents the ExternalGNBDUFunction IOC.";
  reference "3GPP TS 28.541";
  uses mf3gpp:ManagedFunctionGrp;

  leaf gNBID {
    description "Identifies a gNB within a PLMN.";
    reference "gNB Identifier (gNB ID) in 3GPP TS 38.300, Global gNB ID
in 3GPP TS 38.413";
    mandatory true;
    type int64 { range "0..4294967295"; }
    yext3gpp:inVariant;
  }

  leaf gNBIDLength {
    description "Indicates the number of bits for encoding the gNB ID.";
    reference "gNB ID in 3GPP TS 38.300, Global gNB ID in 3GPP TS 38.413";
    mandatory true;
    type int32 { range "22..32"; }
  }

  list pLMNID {
    description "Specifies the PLMN identifier to be used as part of the
global RAN node identity.";
    key "mcc mnc";
    min-elements 1;
    max-elements 1;
    uses types3gpp:PLMNID;
  }
}

grouping ExternalGNBDUFunctionWrapper {
  list ExternalGNBDUFunction {
    description "Represents the properties, known by the management function,
of a GNBDUFunction managed by another management function.";
    reference "3GPP TS 28.541";
    key id;
    uses top3gpp:Top_Grp;
    container attributes {
      uses ExternalGNBDUFunctionGrp;
    }
    uses mf3gpp:ManagedFunctionContainedClasses;
  }
}

augment "/subnet3gpp:SubNetwork" {
  if-feature subnet3gpp:ExternalsUnderSubNetwork ;
  uses ExternalGNBDUFunctionWrapper;
}

augment "/nrnet3gpp:NRNetwork" {
  if-feature nrnet3gpp:ExternalsUnderNRNetwork;
  uses ExternalGNBDUFunctionWrapper;
}
}
}
<CODE ENDS>

```

E.5.13 module _3gpp-nr-nrm-externalnrCellcu.yang

```

<CODE BEGINS>
module _3gpp-nr-nrm-externalnrCellcu {
  yang-version 1.1;

```

```

namespace "urn:3gpp:sa5:_3gpp-nr-nrm-externalnrcellcu";
prefix "extnrcellcu3gpp";

import _3gpp-common-yang-types { prefix types3gpp; }
import _3gpp-common-managed-function { prefix mf3gpp; }
import _3gpp-nr-nrm-nrnetwork { prefix nrnet3gpp; }
import _3gpp-common-subnetwork { prefix subnet3gpp; }
import _3gpp-nr-nrm-externalgnbcucpfunction { prefix extgnbcucp3gpp; }
import _3gpp-common-top { prefix top3gpp; }

organization "3GPP SA5";
description "Defines the YANG mapping of the ExternalNRCellCU Information
  Object Class (IOC), that is part of the NR Network Resource Model (NRM).
  Copyright 2023, 3GPP Organizational Partners (ARIB, ATIS, CCSA, ETSI, TSDSI,
  TTA, TTC). All rights reserved.";
reference "3GPP TS 28.541 5G Network Resource Model (NRM)";

revision 2023-09-17 { reference CR-1042 ; }
revision 2019-10-28 { reference S5-193518 ; }

revision 2019-06-17 {
  description "Initial revision";
}

grouping ExternalNRCellCUGrp {
  description "Represents the ExternalNRCellCU IOC.";
  reference "3GPP TS 28.541";
  uses mf3gpp:ManagedFunctionGrp;

  leaf cellLocalId {
    description "Identifies an NR cell of a gNB. Together with corresponding
      gNB ID it forms the NR Cell Identifier (NCI).";
    reference "NCI in 3GPP TS 38.300";
    mandatory true;
    type int32 {range "0..16383"; }
  }

  leaf nRPCI {
    description "The Physical Cell Identity (PCI) of the NR cell.";
    reference "3GPP TS 36.211";
    mandatory true;
    type int32 { range "0..1007"; }
  }

  list pLMNidList {
    description "Defines which PLMNs that are assumed to be served by the
      NR cell in another gNB CU-CP. This list is either updated by the
      managed element itself (e.g. due to ANR, signalling over Xn, etc.) or
      by consumer over the standard interface.";
    key "mcc mnc";
    min-elements 1;
    max-elements 12;
    uses types3gpp:PLMNid;
  }

  leaf nRFrequencyRef {
    description "Reference to corresponding nRFrequency instance.";
    mandatory true;
    type types3gpp:DistinguishedName;
  }
}

grouping ExternalNRCellCUWrapper {
  list ExternalNRCellCU {
    description "Represents the properties of an NRCellCU controlled by
      another Management Service Provider.";
    reference "3GPP TS 28.541";
    key id;
    uses top3gpp:Top_Grp;
    container attributes {
      uses ExternalNRCellCUGrp;
    }
    uses mf3gpp:ManagedFunctionContainedClasses;
  }
}

augment "/subnet3gpp:SubNetwork/extgnbcucp3gpp:ExternalGNBCUCPFunction" {
  if-feature subnet3gpp:ExternalsUnderSubNetwork ;
}

```

```

    uses ExternalNRCellCUWrapper;
  }

  augment "/nrnet3gpp:NRNetwork/extgnbcucp3gpp:ExternalGNBCUCPFunction" {
    if-feature nrnet3gpp:ExternalsUnderNRNetwork;
    uses ExternalNRCellCUWrapper;
  }
}
<CODE ENDS>

```

E.5.14 module _3gpp-nr-nrm-externalservinggwfunction.yang

```

<CODE BEGINS>
module _3gpp-nr-nrm-externalservinggwfunction {
  yang-version 1.1;
  namespace "urn:3gpp:sa5:_3gpp-nr-nrm-externalservinggwfunction";
  prefix "extservgw3gpp";

  import _3gpp-common-managed-function { prefix mf3gpp; }
  import _3gpp-common-subnetwork { prefix subnet3gpp; }
  import _3gpp-nr-nrm-eutranetwork { prefix eutranet3gpp; }
  import _3gpp-common-top { prefix top3gpp; }

  organization "3GPP SA5";
  description "Defines the YANG mapping of the ExternalServingGWFunction
  Information Object Class (IOC) that is part of the NR Network Resource
  Model (NRM).
  Copyright 2023, 3GPP Organizational Partners (ARIB, ATIS, CCSA, ETSI, TSDSI,
  TTA, TTC). All rights reserved.";
  reference "3GPP TS 28.541 5G Network Resource Model (NRM)";

  revision 2023-09-17 { reference CR-1042 ; }
  revision 2019-10-28 { reference S5-193518 ; }
  revision 2019-06-17 {
    description "Initial revision";
  }

  grouping ExternalServingGWFunctionGrp {
    description "Represents the ExternalServingGWFunction IOC.";
    reference "3GPP TS 28.541";
    uses mf3gpp:ManagedFunctionGrp;
  }

  grouping ExternalServingGWFunctionWrapper {
    list ExternalServingGWFunction {
      description "Represents the properties, known by the management
      function, of a ServingGWFunction managed by another management
      function.";
      reference "3GPP TS 28.658";
      key id;
      uses top3gpp:Top_Grp;
      container attributes {
        uses ExternalServingGWFunctionGrp;
      }
      uses mf3gpp:ManagedFunctionContainedClasses;
    }
  }

  augment "/subnet3gpp:SubNetwork" {
    if-feature subnet3gpp:ExternalsUnderSubNetwork ;
    uses ExternalServingGWFunctionWrapper;
  }

  augment "/eutranet3gpp:EUTraNetwork" {
    if-feature eutranet3gpp:ExternalsUnderEUTraNetwork;
    uses ExternalServingGWFunctionWrapper;
  }
}
<CODE ENDS>

```

E.5.15 module _3gpp-nr-nrm-externalupffunction.yang

```

<CODE BEGINS>
module _3gpp-nr-nrm-externalupffunction {

```

```

yang-version 1.1;
namespace "urn:3gpp:sa5:_3gpp-nr-nrm-externalupffunction";
prefix "extupf3gpp";

import _3gpp-common-managed-function { prefix mf3gpp; }
import _3gpp-common-subnetwork { prefix subnet3gpp; }
import _3gpp-nr-nrm-nrnetwork { prefix nrnet3gpp; }
import _3gpp-common-top { prefix top3gpp; }

organization "3GPP SA5";
description "Defines the YANG mapping of the ExternalUPFFunction Information
  Object Class (IOC) that is part of the NR Network Resource Model (NRM).
  Copyright 2023, 3GPP Organizational Partners (ARIB, ATIS, CCSA, ETSI, TSDSI,
  TTA, TTC). All rights reserved.";
reference "3GPP TS 28.541 5G Network Resource Model (NRM)";

revision 2023-09-17 { reference CR-1042 ; }
revision 2019-10-28 { reference S5-193518 ; }
revision 2019-06-17 {
  description "Initial revision";
}

grouping ExternalUPFFunctionGrp {
  description "Represents the ExternalUPFFunction IOC.";
  reference "3GPP TS 28.541";
  uses mf3gpp:ManagedFunctionGrp;
}

grouping ExternalUPFFunctionWrapper {
  list ExternalUPFFunction {
    description "Represents the properties, known by the management
      function, of a UPFFunction managed by another management
      function.";
    reference "3GPP TS 28.541";
    key id;
    uses top3gpp:Top_Grp;
    container attributes {
      uses ExternalUPFFunctionGrp;
    }
    uses mf3gpp:ManagedFunctionContainedClasses;
  }
}

augment "/subnet3gpp:SubNetwork" {
  if-feature subnet3gpp:ExternalsUnderSubNetwork ;
  uses ExternalUPFFunctionWrapper;
}

augment "/nrnet3gpp:NRNetwork" {
  if-feature nrnet3gpp:ExternalsUnderNRNetwork;
  uses ExternalUPFFunctionWrapper;
}
}
<CODE ENDS>

```

E.5.16 module _3gpp-nr-nrm-gnbcucpfunction.yang

```

<CODE BEGINS>
module _3gpp-nr-nrm-gnbcucpfunction {
  yang-version 1.1;
  namespace "urn:3gpp:sa5:_3gpp-nr-nrm-gnbcucpfunction";
  prefix "gnbcucp3gpp";

  import _3gpp-common-yang-types { prefix types3gpp; }
  import _3gpp-common-managed-function { prefix mf3gpp; }
  import _3gpp-common-managed-element { prefix me3gpp; }
  import _3gpp-common-top { prefix top3gpp; }
  import _3gpp-common-yang-extensions { prefix yext3gpp; }

  organization "3GPP SA5";
  contact "https://www.3gpp.org/DynaReport/TSG-WG--S5--officials.htm?Itemid=464";
  description "Defines the YANG mapping of the GNBCUCPFunction Information
    Object Class (IOC) that is part of the NR Network Resource Model (NRM).
    Copyright 2024, 3GPP Organizational Partners (ARIB, ATIS, CCSA, ETSI, TSDSI,
    TTA, TTC). All rights reserved.";
  reference "3GPP TS 28.541 5G Network Resource Model (NRM)";
}

```

```
revision 2024-02-23 { reference CR-1219; }
revision 2023-09-17 { reference CR-1042 ; }
revision 2022-07-27 { reference "CR-0769"; }
revision 2021-11-06 { reference "CR-0611" ; }
revision 2021-11-05 { reference "CR-0609"; }
revision 2020-10-02 { reference CR-0384; }
revision 2020-08-06 { reference "CR-0333"; }
revision 2020-08-03 { reference "CR-0321"; }
revision 2020-06-03 { reference "CR-0286"; }
revision 2020-05-08 { reference S5-203316; }
revision 2020-04-28 { reference "0260"; }
revision 2020-02-14 { reference S5-20XXXX; }
revision 2019-10-28 { reference S5-193518; }
revision 2019-06-17 { reference "Initial revision"; }

feature DESManagementFunction {
  description "Classs representing Distributed SON Energy Saving feature";
}

feature DANRManagementFunction {
  description "Classs representing D-SON function of ANR Management feature";
}

feature DMROFunction {
  description "Classs representing D-SON function of MRO feature";
}

grouping GNBCUCPFunctionGrp {
  description "Represents the GNBCUCPFunction IOC.";
  reference "3GPP TS 28.541";
  uses mf3gpp:ManagedFunctionGrp;

  leaf gNBID {
    description "Identifies a gNB within a PLMN. The gNB Identifier (gNB ID)
      is part of the NR Cell Identifier (NCI) of the gNB cells.";
    reference "gNB ID in 3GPP TS 38.300, Global gNB ID in 3GPP TS 38.413";
    mandatory true;
    type int64 { range "0..4294967295"; }
  }

  leaf gNBIDLength {
    description "Indicates the number of bits for encoding the gNB ID.";
    reference "gNB ID in 3GPP TS 38.300, Global gNB ID in 3GPP TS 38.413";
    mandatory true;
    type int32 { range "22..32"; }
  }

  leaf gNBCUName {
    description "Identifies the Central Unit of an gNB.";
    reference "3GPP TS 38.473";
    mandatory true;
    type string { length "1..150"; }
  }

  list pLMNID {
    description "The PLMN identifier to be used as part of the global RAN
      node identity.";
    key "mcc mnc";
    min-elements 1;
    max-elements 1;
    yext3gpp:inVariant;
    uses types3gpp:PLMNID;
  }

  leaf-list x2BlockList {
    type string;
    description "List of nodes to which X2 connections are prohibited.";
  }

  leaf-list x2AllowList {
    type string;
    description "List of nodes to which X2 connections are enforced.";
  }

  leaf-list xnBlockList {
    type string;
  }
}
```

```

    description "List of nodes to which Xn connections are prohibited.";
  }

  leaf-list xnAllowList {
    type string;
    description "List of nodes to which X2 connections are enforced.";
  }

  leaf-list xnHOBblockList {
    type string;
    description "List of nodes to which handovers over Xn are prohibited.";
  }

  leaf configurable5QISetRef {
    type types3gpp:DistinguishedName;
    description "DN of the Configurable5QISet that the GNBCUCPFunction
      supports (is associated to).";
  }

  leaf-list x2HOBblockList {
    type string;
    description "List of nodes to which handovers over X2 are prohibited.";
  }

  leaf dynamic5QISetRef {
    type types3gpp:DistinguishedName;
    description "DN of the Dynamic5QISet that the GNBCUCPFunction supports
      (is associated to).";
  }

  leaf dCHOControl {
    type boolean;
    description "This attribute determines whether the CHO function is
      enabled or disabled.";
  }

  leaf dDAPSHOControl {
    type boolean;
    description "This attribute determines whether the DAPS handover function
      is enabled or disabled.";
  }
}

augment "/me3gpp:ManagedElement" {

  list GNBCUCPFunction {
    description "Represents the logical function CU-CP of gNB and en-gNB.";
    reference "3GPP TS 28.541";
    key id;
    uses top3gpp:Top_Grp;
    container attributes {
      uses GNBCUCPFunctionGrp;
    }
    uses mf3gpp:ManagedFunctionContainedClasses;
  }
}
}
<CODE ENDS>

```

E.5.17 module _3gpp-nr-nrm-gnbcuupfunction.yang

```

<CODE BEGINS>
module _3gpp-nr-nrm-gnbcuupfunction {
  yang-version 1.1;
  namespace "urn:3gpp:sa5:_3gpp-nr-nrm-gnbcuupfunction";
  prefix "gnbcuup3gpp";

  import _3gpp-common-yang-types { prefix types3gpp; }
  import _3gpp-common-managed-function { prefix mf3gpp; }
  import _3gpp-common-managed-element { prefix me3gpp; }
  import _3gpp-common-top { prefix top3gpp; }
  import _3gpp-5g-common-yang-types { prefix types5g3gpp; }
  import _3gpp-common-yang-extensions { prefix yext3gpp; }

  organization "3GPP SA5";
  contact "https://www.3gpp.org/DynaReport/TSG-WG--S5--officials.htm?Itemid=464";
}

```

```

description "Defines the YANG mapping of the GNBCUUPFunction Information
Object Class (IOC) that is part of the NR Network Resource Model (NRM).
Copyright 2023, 3GPP Organizational Partners (ARIB, ATIS, CCSA, ETSI, TSDSI,
TTA, TTC). All rights reserved.";
reference "3GPP TS 28.541 5G Network Resource Model (NRM)";

revision 2023-09-17 { reference CR-1042 ; }
revision 2022-07-27 { reference "CR-0769"; }
revision 2020-11-05 { reference CR-0412 ; }
revision 2020-08-06 { reference "CR-0333"; }
revision 2020-08-03 { reference "CR-0321"; }
revision 2020-06-03 { reference "CR-0286"; }
revision 2020-05-28 { reference "CR-0318"; }
revision 2020-03-12 { reference "SP-200233 S5-201547"; }
revision 2020-02-14 { reference S5-20XXXX ; }
revision 2019-10-28 { reference S5-193518 ; }
revision 2019-08-21 { reference "Initial revision"; }

grouping TAIGrp {
  description "Tracking Area Identity";

  list pLMNid {
    key "mcc mnc";
    description "PLMN IDs for the Tracking area";
    uses types3gpp:PLMNid;
  }

  leaf nRTAC {
    type int64;
    description "Identity of the common Tracking Area Code for the PLMNs
allowedValues:
a) It is the TAC or Extended-TAC.
b) A cell can only broadcast one TAC or Extended-TAC.
See TS 36.300, subclause 10.1.7 (PLMNID and TAC relation).
c) TAC is defined in subclause 19.4.2.3 of 3GPP TS 23.003 and
Extended-TAC is defined in subclause 9.3.1.29 of 3GPP TS 38.473.
d) For a 5G SA (Stand Alone), it has a non-null value.";
  }
}

grouping BackhaulAddressGrp {
  description "Indicates the backhauladdress of gNB.";

  leaf gNBid {
    type uint32 {
      range "0..4294967295";
    }
    description "It identifies a gNB within a PLMN. The gNB ID is part of
the NR Cell Identifier (NCI) of the gNB cells.";
    reference "gNB Identifier (gNB ID) of subclause 8.2 of TS 38.300.
Global gNB ID in subclause 9.3.1.6 of TS 38.413";
  }

  list tAI {
    key nRTAC;
    min-elements 1;
    max-elements 1;
    description "Tracking Area Identity";
    reference "subclause 9.3.3.11 in TS 38.413";
    uses TAIGrp;
  }
}

grouping MappingSetIDBackhaulAddressGrp {
  description "Mapping relationship between setID and backhaulAddress of gNB";

  leaf idx {
    type uint32 ;
    description "ID value";
  }

  leaf setID {
    type uint32;
    mandatory true;
    description "Indicates the setID of gNB.";
    reference "Subclause 7.4.1.6 in TS 38.211";
  }
}

```



```

list backhaulAddress {
  key gNBId;
  min-elements 1;
  max-elements 1;
  description "Indicates the backhauladdress of gNB.";
  uses BackhaulAddressGrp;
}
}
grouping GNBCUUPFunctionGrp {
  description "Represents the GNBCUUPFunction IOC.";
  reference "3GPP TS 28.541";
  uses mf3gpp:ManagedFunctionGrp;

  leaf gNBCUUPId {
    type uint64 {
      range "0..68719476735" ;
    }
    config false;
    mandatory true;
    description "Identifies the gNB-CU-UP at least within a gNB-CU-CP";
    reference "'gNB-CU-UP ID' in subclause 9.3.1.15 of 3GPP TS 38.463";
    yext3gpp:inVariant;
  }

  leaf gNBId {
    type uint32;
    mandatory true;
    description "Identifies a gNB within a PLMN. The gNB ID is part of the
      NR Cell Identifier (NCI) of the gNB cells. ";
    reference "gNB Identifier (gNB ID) of subclause 8.2 of TS 38.300.
      Global gNB ID in subclause 9.3.1.6 of TS 38.413";
  }

  leaf gNBIdLength {
    mandatory true;
    type int32 { range "22..32"; }
    description "Indicates the number of bits for encoding the gNB Id.";
    reference "gNB Id in 3GPP TS 38.300, Global gNB ID in 3GPP TS 38.413";
  }

  list pLMNInfoList {
    description "The pLMNInfoList is a list of pLMNInfo data type. It
      defines which PLMNs that can be served by the GNBCUUPFunction and
      which S-NSSAIs can be supported by the GNBCUUPFunction for
      corresponding PLMN in case of network slicing feature is supported";
    key "mcc mnc sd sst";
    uses types5g3gpp:PLMNInfo;
  }

  list mappingSetIDBackhaulAddressList {
    key idx;
    description "Specifies a list of mappingSetIDBackhaulAddress used to
      retrieve the backhaul address of the victim set.
      Must be present if Remote Interference Management function is
      supported.";
    uses MappingSetIDBackhaulAddressGrp;
  }

  leaf configurable5QISetRef {
    type types3gpp:DistinguishedName;
    description "DN of the Configurable5QISet that the GNBCUUPFunction
      supports (is associated to).";
  }
  leaf dynamic5QISetRef {
    type types3gpp:DistinguishedName;
    description "DN of the Dynamic5QISet that the GNBCUUPFunction
      supports (is associated to).";
  }
}
}

augment "/me3gpp:ManagedElement" {

  list GNBCUUPFunction {
    key id;
    description "Represents the logical function CU-UP of gNB or en-gNB.";
    reference "3GPP TS 28.541";
    uses top3gpp:Top_Grp;
    container attributes {

```

```

    uses GNBCUUPFunctionGrp;
  }
  uses mf3gpp:ManagedFunctionContainedClasses;
}
}
}
<CODE ENDS>

```

E.5.18 module _3gpp-nr-nrm-gnbdufunction.yang

```

<CODE BEGINS>
module _3gpp-nr-nrm-gnbdufunction {
  yang-version 1.1;
  namespace "urn:3gpp:sa5:_3gpp-nr-nrm-gnbdufunction";
  prefix "gnbdu3gpp";

  import _3gpp-common-managed-function { prefix mf3gpp; }
  import _3gpp-common-managed-element { prefix me3gpp; }
  import _3gpp-common-top { prefix top3gpp; }
  import _3gpp-common-yang-types { prefix types3gpp; }
  import _3gpp-common-yang-extensions { prefix yext3gpp; }

  organization "3GPP SA5";
  contact "https://www.3gpp.org/DynaReport/TSG-WG--S5--officials.htm?Itemid=464";
  description "Defines the YANG mapping of the GNBDFUNCTION Information
  Object Class (IOC) that is part of the NR Network Resource Model (NRM).
  Copyright 2023, 3GPP Organizational Partners (ARIB, ATIS, CCSA, ETSI, TSDSI,
  TTA, TTC). All rights reserved.";
  reference "3GPP TS 28.541 5G Network Resource Model (NRM)";

  revision 2023-09-17 { reference CR-1042 ; }
  revision 2022-07-27 { reference "CR-0769" ; }
  revision 2021-10-28 { reference CR-0607 ; }
  revision 2021-04-30 { reference CR-0490 ; }
  revision 2020-10-02 { reference CR-0384 ; }
  revision 2020-03-12 { reference "SP-200233 S5-201547" ; }
  revision 2020-02-14 { reference S5-20XXXX ; }
  revision 2019-10-28 { reference S5-193518 ; }
  revision 2019-08-21 {reference "Initial revision." ; }

  feature DRACHOptimizationFunction {
    description "Class representing D-SON function of RACH optimization
    feature";
  }

  grouping RimRSReportInfoGrp {
    description "This data type defines necessary reporting information
    derived from the detected RIM-RS, including
    1) The detected set ID;
    2) Propagation delay in number of OFDM symbols
    3) Functionality of the RS (RS-1 or RS-2, Enough or Not enough
    mitigation for RS-1).

    RS-1 is equivalent to RIM-RS type 1 (see 38.211, subclause 7.4.1.6).
    RS-2 is equivalent to RIM-RS type 2 (see 38.211, subclause 7.4.1.6).
    Enough mitigation for RS-1 means 'Enough' / 'Not enough' indication
    functionality is enabled for RIM RS-1 and RIM-RS type 1 is used to
    indicate 'enough mitigation' functionality.
    Not enough mitigation for RS-1 means 'Enough' / 'Not enough' indication
    functionality is enabled for RIM RS-1 and RIM-RS type 1 is used to
    indicate 'Not enough mitigation' functionality.";

    leaf detectedSetID {
      type uint32 ;
      description "Set ID of the detected RIM-RS
      allowedValues: 0,1...max{totalnrofSetIdofRS1, totalnrofSetIdofRS2}";
    }

    leaf propagationDelay {
      type uint32 ;
      must '. <= ../..maxPropagationDelay' {
        error-message "allowedValues: 0, 1.. maxPropagationDelay";
      }
      description "This attribute indicates the propagation delay of the
      detected RIM-RS, in number of OFDM symbol.";
    }
  }
}

```

```

leaf functionalityOfRIMRS {
  type enumeration {
    enum RS1;
    enum RS2;
    enum RS1_FOR_ENOUGH_MITIGATION;
    enum RS1_FOR_NOT_ENOUGH_MITIGATION;
  }
  mandatory true;
  description "Indicates the functionality of the detected RIM-RS.
  If the indication of enableEnoughNotEnoughIndication is 'enabled',
  valid values are {RS2, RS1forEnoughMitigation,
  RS1forNotEnoughMitigation};
  If the indication of enableEnoughNotEnoughIndication is 'disabled',
  valid values are {RS1, RS2}.

  RS1forEnoughMitigation means RIM-RS type 1 is used to indicate
  'enough mitigation' functionality.
  RS1forNotEnoughMitigation means RIM-RS type 1 is used to indicate
  'Not enough mitigation' functionality.";
}
}

grouping RimRSReportConfGrp {
  description "Defines RIM-RS reporting configuration";

  leaf reportIndicator {
    type types3gpp:EnabledDisabled;
    default DISABLED;
    description "Used to enable or disable the RS report on a gNB.
    If the indication is 'enable', the gNB starts to periodically report
    necessary information derived from the detected RIM-RS to OAM.
    If the indication is 'disable', the gNB stops reporting.";
  }

  leaf reportInterval {
    type uint32;
    mandatory true;
    units ms;
    description "Used to define reporting interval of a gNB in ms.";
  }

  leaf nrofRIMRSReportInfo {
    type uint32;
    mandatory true;
    description "Used to define the maximum number of RIMRSReportInfo in
    a single report.";
  }

  leaf maxPropagationDelay {
    type uint32 {
      range "0..327679";
    }
    mandatory true;
    description "Used to define the maximum reported OFDM symbol number for
    the propagation delay of the detected RIM-RS in each RIMRSReportInfo.

    allowedValues: 0, 1..20**2*maxNrofSymbols-1, where maxNrofSymbols=14.";
  }

  list RimRSReportInfoList {
    key detectedSetID;
    description "Represents a list (the length of the list is
    nrofRIMRSReportInfo) of necessary information derived from the
    detected RIM-RS.";
    uses RimRSReportInfoGrp;
  }
}

grouping GNBDUFunctionGrp {
  description "Represents the GNBDUFunction IOC.";
  reference "3GPP TS 28.541";
  uses mf3gpp:ManagedFunctionGrp;

  leaf gNBID {
    type int64 { range "0..4294967295"; }
    mandatory true;
    description "Identifies a gNB within a PLMN. The gNB Identifier (gNB ID)

```

```

        is part of the NR Cell Identifier (NCI) of the gNB cells.";
        reference "gNB ID in 3GPP TS 38.300, Global gNB ID in 3GPP TS 38.413";
    }

    leaf gNBIDLength {
        type int32 { range "22..32"; }
        mandatory true;
        description "Indicates the number of bits for encoding the gNB ID.";
        reference "gNB ID in 3GPP TS 38.300, Global gNB ID in 3GPP TS 38.413";
    }

    leaf gNBDUID {
        type int64 { range "0..68719476735"; }
        mandatory true;
        description "Uniquely identifies the DU at least within a gNB.";
        reference "3GPP TS 38.473";
    }

    leaf gNBDUName {
        type string { length "1..150"; }
        description "Identifies the Distributed Unit of an NR node";
        reference "3GPP TS 38.473";
    }

    list rimRSReportConf {
        key reportInterval;
        config false;
        min-elements 1;
        max-elements 1;
        description "Used to configure gNBs to report the all necessary
            information derived from the detected RIM-RS to OAM.";
        yext3gpp:inVariant;
        uses RimRSReportConfGrp;
    }
}

augment "/me3gpp:ManagedElement" {

    list GNBDUFunction {
        key id;
        description "Represents the logical function DU of gNB or en-gNB.";
        reference "3GPP TS 28.541";
        uses top3gpp:Top_Grp;
        container attributes {
            uses GNBDUFunctionGrp;
        }
        uses mf3gpp:ManagedFunctionContainedClasses;
    }
}
}
}
<CODE ENDS>

```

E.5.19 module _3gpp-nr-nrm-nrcellcu.yang

```

<CODE BEGINS>
module _3gpp-nr-nrm-nrcellcu {
    yang-version 1.1;
    namespace "urn:3gpp:sa5:_3gpp-nr-nrm-nrcellcu";
    prefix "nrcellcu3gpp";

    import _3gpp-common-yang-types { prefix types3gpp; }
    import _3gpp-common-managed-function { prefix mf3gpp; }
    import _3gpp-common-managed-element { prefix me3gpp; }
    import _3gpp-nr-nrm-gnbcucpfunction { prefix gnbcucp3gpp; }
    import _3gpp-common-top { prefix top3gpp; }
    import _3gpp-5g-common-yang-types { prefix types5g3gpp; }

    organization "3GPP SA5";
    contact "https://www.3gpp.org/DynaReport/TSG-WG--S5--officials.htm?Itemid=464";
    description "Defines the YANG mapping of the NRCellCU Information Object
        Class (IOC) that is part of the NR Network Resource Model (NRM).
        Copyright 2023, 3GPP Organizational Partners (ARIB, ATIS, CCSA, ETSI, TSDSI,
        TTA, TTC). All rights reserved.";
    reference "3GPP TS 28.541 5G Network Resource Model (NRM)";

    revision 2023-09-17 { reference CR-1042 ; }
}

```

```

revision 2021-01-25 { reference CR-0454 ; }
revision 2020-11-25 { reference CR-0386 ; }
revision 2020-11-05 { reference CR-0412 ; }
revision 2020-10-02 { reference CR-0384 ; }
revision 2020-05-08 { reference S5-203316 ; }
revision 2020-02-14 { reference S5-20XXXX ; }
revision 2019-10-28 { reference S5-193518 ; }
revision 2019-06-17 { reference "Initial revision"; }

feature DPCICongfigurationFunction {
  description "Class representing Distributed SON
function of PCI configuration feature";
}

feature DESManagementFunction {
  description "Class representing Distributed SON
Energy Saving feature";
}

feature DMROFunction {
  description "Class representing D-SON function of MRO feature";
}

feature CESManagementFunction {
  description "Class representing Centralized SON Energy Saving
feature";
}

grouping NRCellCUGrp {
  description "Represents the NRCellCU IOC.";
  reference "3GPP TS 28.541";
  uses mf3gpp:ManagedFunctionGrp;

  leaf cellLocalId {
    description "Identifies an NR cell of a gNB. Together with corresponding
gNB ID it forms the NR Cell Identifier (NCI).";
    mandatory true;
    type int32 { range "0..16383"; }
  }

  list pLMNInfoList {
    description "The PLMNInfoList is a list of PLMNInfo data type. It defines
which PLMNs that can be served by the NR cell, and which S-NSSAIs that
can be supported by the NR cell for corresponding PLMN in case of
network slicing feature is supported.";
    // Note: Whether the attribute pLMNid in the pLMNInfo can be writable
    // depends on the implementation.
    key "mcc mnc sd sst";
    min-elements 1;
    uses types5g3gpp:PLMNInfo;
  }

  leaf nRFrequencyRef {
    description "Reference to corresponding nRFrequency instance.";
    config false;
    type types3gpp:DistinguishedName;
  }
}

augment "/me3gpp:ManagedElement/gnbcucp3gpp:GNBCUCPFunction" {

  list NRCellCU {
    description "Represents the information required by CU that is
responsible for the management of inter-cell mobility and neighbour
relations via ANR.";
    reference "3GPP TS 28.541";
    key id;
    uses top3gpp:Top_Grp;
    container attributes {
      uses NRCellCUGrp;
    }
    uses mf3gpp:ManagedFunctionContainedClasses;
  }
}
}
<CODE ENDS>

```

E.5.20 module _3gpp-nr-nrm-nrcelldu.yang

```

<CODE BEGINS>
module _3gpp-nr-nrm-nrcelldu {
  yang-version 1.1;
  namespace "urn:3gpp:sa5:_3gpp-nr-nrm-nrcelldu";
  prefix "nrcelldu3gpp";

  import _3gpp-common-yang-types { prefix types3gpp; }
  import _3gpp-common-managed-function { prefix mf3gpp; }
  import _3gpp-common-managed-element { prefix me3gpp; }
  import _3gpp-common-top { prefix top3gpp; }
  import _3gpp-nr-nrm-gnbdufunction { prefix gnbdu3gpp; }
  import _3gpp-5g-common-yang-types { prefix types5g3gpp; }
  import ietf-yang-types { prefix yang; }

  organization "3GPP SA5";
  contact "https://www.3gpp.org/DynaReport/TSG-WG--S5--officials.htm?Itemid=464";
  description "Defines the YANG mapping of the NRCellDU Information Object
    Class (IOC) that is part of the NR Network Resource Model (NRM).
    Copyright 2023, 3GPP Organizational Partners (ARIB, ATIS, CCSA, ETSI, TSDSI,
    TTA, TTC). All rights reserved.";
  reference "3GPP TS 28.541 5G Network Resource Model (NRM)";

  revision 2023-09-17 { reference CR-1042 ; }
  revision 2022-07-27 { reference "CR-0769"; }
  revision 2021-10-28 { reference CR-0607 ; }
  revision 2021-01-25 { reference CR-0454 ; }
  revision 2020-11-25 { reference CR-0386 ; }
  revision 2020-11-05 { reference CR-0412 ; }
  revision 2020-10-02 { reference CR-0384 ; }
  revision 2020-05-08 { reference S5-203316 ; }
  revision 2020-02-14 { reference S5-20XXXX ; }
  revision 2019-10-28 { reference S5-193518 ; }
  revision 2019-09-03 { reference "Initial revision"; }

  feature DRACHOptimizationFunction {
    description "Class representing D-SON function of RACH optimization
      feature";
  }

  feature CPCICongfigurationFunction {
    description "Class representing Centralized SON function of
      PCI configuration feature";
  }

  grouping NPNIIdentityGrp {
    description "Represents the NPN supported by the <<IOC>> using this
      <<dataType>> as one of its attributes in case of the cell is a
      NPN-only cell.";
  }

  list plmnid {
    key "mcc mnc";
    min-elements 1;
    description "PLMNId";
    uses types3gpp:PLMNId;
  }

  leaf cAGIdList {
    type string;
    mandatory true;
    description "It identifies a CAG list containing up to 12 CAG-identifiers
      per PLMN Identity, see TS 38.331.

      CAG is used for the PNI-NPNs to prevent UE(s), which are not allowed
      to access the NPN via the associated cell(s), from automatically
      selecting and accessing the associated CAG cell(s).

      CAG ID is used to combine with PLMN ID to identify a PNI-NPN.

      Exist if the cell is a NPN-only cell see TS 38.331";
  }

  leaf nIDList {
    type string;
    mandatory true;
    description "It identifies a list of NIDs containing up to 12 NIDs per

```

```
    PLMN Identity, see TS 38.331.

    NID is used to combine with PLMN ID to identify an SNPN.

    Exist if the cell is a NPN-only cell see TS 38.331";
  }
}

grouping NRCellDUGrp {
  description "Represents the NRCellDU IOC.";
  reference "3GPP TS 28.541";
  uses mf3gpp:ManagedFunctionGrp;

  leaf cellLocalId {
    description "Identifies an NR cell of a gNB. Together with the
      corresponding gNB identifier in forms the NR Cell Identity (NCI).";
    reference "NCI in 3GPP TS 38.300";
    mandatory true;
    type int32 { range "0..16383"; }
  }

  leaf operationalState {
    description "Operational state of the NRCellDU instance. Indicates
      whether the resource is installed and partially or fully operable
      (ENABLED) or the resource is not installed or not operable
      (DISABLED).";
    config false;
    type types3gpp:OperationalState;
  }

  leaf administrativeState {
    description "Administrative state of the NRCellDU. Indicates the
      permission to use or prohibition against using the cell, imposed
      through the OAM services.";
    type types3gpp:AdministrativeState;
    default LOCKED;
  }

  leaf cellState {
    description "Cell state of the NRCellDU instance. Indicates whether the
      cell is not currently in use (IDLE), or currently in use but not
      configured to carry traffic (INACTIVE), or currently in use and is
      configured to carry traffic (ACTIVE).";
    config false;
    type types3gpp:CellState;
  }

  list plmnInfoList {
    description "The PLMNInfoList is a list of PLMNInfo data type. It
      defines which PLMNs that can be served by the NR cell, and which
      S-NSSAIs that can be supported by the NR cell for corresponding PLMN
      in case of network slicing feature is supported. The plmnId of the
      first entry of the list is the PLMNId used to construct the nCGI for
      the NR cell.";
    key "mcc mnc sd sst";
    min-elements 1;
    ordered-by user;
    uses types5g3gpp:PLMNInfo;
  }

  list npnIdentityList {
    key idx ;
    min-elements 1;
    ordered-by user;
    description "It defines which NPNs that can be served by the NR cell,
      and which CAG IDs or NIDs can be supported by the NR cell for
      corresponding PNI-NPN or SNPN in case of the cell is NPN-only cell.";
    reference "3GPP TS 38.331";
    leaf idx { type uint32 ; }
    uses NPNIdentityGrp;
  }

  leaf nRPCI {
    description "The Physical Cell Identity (PCI) of the NR cell.";
    reference "3GPP TS 36.211";
    mandatory true;
    type int32 { range "0..1007"; }
  }
}
```

```

leaf nRTAC {
  description "The common 5GS Tracking Area Code for the PLMNs.";
  reference "3GPP TS 23.003, 3GPP TS 38.473";
  type types3gpp:Tac;
}

leaf arfcnDL {
  description "NR Absolute Radio Frequency Channel Number (NR-ARFCN) for
  downlink.";
  reference "3GPP TS 38.104";
  mandatory true;
  type int32;
}

leaf arfcnUL {
  description "NR Absolute Radio Frequency Channel Number (NR-ARFCN) for
  uplink.";
  reference "3GPP TS 38.104";
  type int32;
}

leaf arfcnSUL {
  description "NR Absolute Radio Frequency Channel Number (NR-ARFCN) for
  supplementary uplink.";
  reference "3GPP TS 38.104";
  type int32;
}

leaf bSChannelBwDL {
  description "Base station channel bandwidth for downlink.";
  reference "3GPP TS 38.104";
  type int32;
  units MHz;
}

leaf rimRSMonitoringStartTime {
  type yang:date-and-time ;
  mandatory true;
  description "Configures the UTC time when the gNB attempts to start
  RIM-RS monitoring.";
}

leaf rimRSMonitoringStopTime {
  type yang:date-and-time ;
  mandatory true;
  description "Configures the UTC time when the gNB stops RIM-RS
  monitoring.";
}

leaf rimRSMonitoringWindowDuration {
  type uint32 {
    range 1..16384 ;
  }
  mandatory true;
  description "Configures a duration of the monitoring window in which
  gNB monitors the RIM-RS, in unit of P_t, where P_t is the RIM-RS
  transmission periodicity in units of uplink-downlink switching period (
  see 38.211 subclause 7.4.1.6).

```

This field is configured together with `rimRSMonitoringInterval`, `rimRSMonitoringWindowStartingOffset`, `rimRSMonitoringOccasionInterval` and `rimRSMonitoringOccasionStartingOffset`. The duration of the monitoring window is expected to be larger than or equal to $M \cdot P_t$, where M is the interval between adjacent monitoring occasions within the monitoring window (configured by `rimRSMonitoringInterval`). The absolute duration of the monitoring window is not expected to be larger than the periodicity of the monitoring window (configured by `rimRSMonitoringWindowPeriodicity`).

See 3GPP TS 28.541 attribute description `rimRSMonitoringWindowDuration` for the exact math formulas.

Only the earliest N_T consecutive detection durations in each RIM-RS transmission periodicity (P_t) in the monitoring window are taken as valid time for monitoring potential interference, and they are consecutively monitored in the monitoring window, while the residual

part of each RIM-RS transmission periodicity is not used for discovering potential interference, where, a consecutive detection duration spans $P1 \cdot R1$ (if only $P1$ is configured) or $((P1+P2))/2 \cdot R1$ (if both $P1$ and $P2$ are configured), where,

- $R1$ is the number of consecutive uplink-downlinkswitching periods for RS-1 (configured by `nrofConsecutiveRIMRS1`),
- $P1$ is the first uplink-downlinkswitching period (configured by `dlULSwitchingPeriod1`),
- $P2$ is the second uplink-downlink switching period (configured by `dlULSwitchingPeriod2`), and

$$N_T = \begin{cases} (N_setID \# RIM,1) / (N_f \# RI \ N_s \# RIM,1) & \text{if enableEnoughNotEnoughIndication is 'disable'} \\ (2N_setID \# RIM,1) / (N_f \# RIM \ N_s \# RIM,1) & \text{if enableEnoughNotEnoughIndication is 'enable'} \end{cases}$$

`N_setID # 'RIM,1'` is the total number of set IDs for RIM RS-1 (configured by `totalnrofSetIdofRS1`),

`N_f # RIM` is the number of candidate frequency resources in the whole network (configured by `nrofGlobalRIMRSFrequencyCandidates`), and

`N_s # 'RIM,1'` is the number of candidate sequences assigned for RIM RS-1 (configured by `nrofRIMRSSequenceCandidatesofRS1`).";

```

}

leaf rimRSMonitoringWindowStartingOffset {
  type uint8 {
    range 0..23 ;
  }
  mandatory true;
  units hours;
  description "Configures the start offset of the first monitoring window
  within one day, in unit of hours.";
}

leaf rimRSMonitoringWindowPeriodicity {
  type uint8 {
    range 1|2|3|4|6|8|12|24 ;
  }
  units hours;
  mandatory true;
  description "Configures the periodicity of the monitoring window, in
  unit of hours";
}

leaf rimRSMonitoringOccasionInterval {
  type uint32 {
    range 1..max ;
  }
  mandatory true;
  description "Configures the interval between adjacent monitoring
  occasions (M) within the monitoring window, in unit of consecutive
  detection duration.
  M is expected to be prime to N_T, where N_T is given in above
  attribute rimRSMonitoringWindowDuration.
  allowedValues: 1,2..N_T-1";
}

leaf rimRSMonitoringOccasionStartingOffset {
  type uint32 ;
  mandatory true;
  description "Configures the start offset of the first monitoring occasions
  within the monitoring window (S_M), in unit of consecutive detection
  duration.
  gNB starts monitoring potential interference from the S_M-th consecutive
  detection duration in the first complete RIM-RS transmission
  periodicity (P_t) within the monitoring window.

  allowedValues: 0,1,2..M-1

  where M is the the interval between adjacent monitoring occasions
  within the monitoring window
  (configured by rimRSMonitoringOccasionInterval)";
}

leaf ssbFrequency {
  description "Indicates cell defining SSB frequency domain position.
  Frequency (in terms of NR-ARFCN) of the cell defining SSB transmission.

```

```

    The frequency identifies the position of resource element RE=#0
    (subcarrier #0) of resource block RB#10 of the SS block. The frequency
    must be positioned on the NR global frequency raster, as defined in
    3GPP TS 38.101-1, and within bSChannelBwDL.";
    mandatory true;
    type int32 { range "0..3279165"; }
}

leaf ssbPeriodicity {
    description "Indicates cell defined SSB periodicity. The SSB periodicity
    is used for the rate matching purpose.";
    mandatory true;
    type int32 { range "5 | 10 | 20 | 40 | 80 | 160"; }
    units "subframes (ms)";
}

leaf ssbSubCarrierSpacing {
    description "Subcarrier spacing of SSB. Only the values 15 kHz or 30 kHz
    (< 6 GHz), 120 kHz or 240 kHz (> 6 GHz) are applicable.";
    reference "3GPP TS 38.211";
    mandatory true;
    type int32 { range "15 | 30 | 120 | 240"; }
    units kHz;
}

leaf ssbOffset {
    description "Indicates cell defining SSB time domain position. Defined
    as the offset of the measurement window, in which to receive SS/PBCH
    blocks, where allowed values depend on the ssbPeriodicity
    (ssbOffset < ssbPeriodicity).";
    mandatory true;
    type int32 { range "0..159"; }
    units "subframes (ms)";
}

leaf ssbDuration {
    description "Duration of the measurement window in which to receive
    SS/PBCH blocks.";
    reference "3GPP TS 38.213";
    mandatory true;
    type int32 { range "1..5"; }
    units "subframes (ms)";
}

leaf bSChannelBwUL {
    description "Base station channel bandwidth for uplink.";
    reference "3GPP TS 38.104";
    type int32;
    units MHz;
}

leaf bSChannelBwSUL {
    description "Base station channel bandwidth for supplementary uplink.";
    reference "3GPP TS 38.104";
    type int32;
    units MHz;
}

leaf-list nRSectorCarrierRef {
    description "Reference to corresponding NRSectorCarrier instance.";
    min-elements 1;
    type types3gpp:DistinguishedName;
}

leaf-list bWPRef {
    description "Reference to corresponding BWP instance.";
    type types3gpp:DistinguishedName;
}

leaf-list nRFrequencyRef {
    description "Reference to corresponding NRFrequency instance.";
    type types3gpp:DistinguishedName;
}

leaf victimSetRef {
    type types3gpp:DistinguishedName;
    mandatory true;
    description "DN of a victim Set (RimRSSet)";
}
```

```

    Implemented if RIM feature is supported";
}

leaf aggressorSetRef {
    type types3gpp:DistinguishedName;
    mandatory true;
    description "DN of an aggressor Set (RimRSSet)";
}
}

augment "/me3gpp:ManagedElement/gnbdu3gpp:GNBDUFunction" {

    list NRCellDU {
        description "This IOC represents the part of NR cell information that
            describes the specific resources instances.

            An NR cell transmits SS/PBCH block and always requires downlink
            transmission at a certain carrier frequency with a certain channel
            bandwidth. Transmission may be performed from multiple sector-carriers
            using different transmission points, and these may be configured with
            different carrier frequencies and channel bandwidths, as long as they
            are aligned to the cell's downlink resource grids as defined in
            subclause 4.4 in TS 38.211. The values of arfcnDL and bSchannelBwDL
            attributes define the resource grids which each sector-carrier needs to
            be aligned to. See subclauses 5.3 and 5.4.2 of TS 38.104 for definitions
            of BS channel bandwidth and NR-ARFCN, respectively.

            An NR cell requires an uplink in order to provide initial access. In
            case of TDD, the values of arfcnUL and bSchannelBwUL have to always be
            set to the same values as for the corresponding DL attributes. For both
            FDD and TDD, the arfcnUL and bSchannelBwUL define uplink resource grids
            to which each sector-carrier needs to align to.

            An NR cell can in addition be configured with a supplementary uplink,
            which has its own arfcnSUL and bSchannelBwSUL, which define resource
            grids for supplementary uplink sector-carriers.

            Each of downlink, uplink and supplementary uplink (if configured) need
            an initial bandwidth part (BWP), which defines resources to be used by
            UEs during and immediately after initial access. Additional BWPs can be
            either configured or calculated by gNB internally and be applied to UEs
            dynamically by gNB based on e.g. UE capability and bandwidth need of
            each UE.";
        key id;
        uses top3gpp:Top_Grp;
        container attributes {
            uses NRCellDUGrp;
        }
        uses mf3gpp:ManagedFunctionContainedClasses;
    }
}
}
}
<CODE ENDS>

```

E.5.21 module _3gpp-nr-nrm-nrcellrelation.yang

```

<CODE BEGINS>
module _3gpp-nr-nrm-nrcellrelation {
    yang-version 1.1;
    namespace "urn:3gpp:sa5:_3gpp-nr-nrm-nrcellrelation";
    prefix "nrcellrel3gpp";

    import _3gpp-common-yang-types { prefix types3gpp; }
    import _3gpp-common-managed-function { prefix mf3gpp; }
    import _3gpp-common-managed-element { prefix me3gpp; }
    import _3gpp-common-top { prefix top3gpp; }
    import _3gpp-nr-nrm-gnbcucpfunction { prefix gnbcucp3gpp; }
    import _3gpp-nr-nrm-nrcellcu { prefix nrcellcu3gpp; }

    organization "3GPP SA5";
    description "Defines the YANG mapping of the NRCellRelation Information
        Object Class (IOC) that is part of the NR Network Resource Model (NRM).
        Copyright 2023, 3GPP Organizational Partners (ARIB, ATIS, CCSA, ETSI, TSDSI,
        TTA, TTC). All rights reserved.";
    reference "3GPP TS 28.541 5G Network Resource Model (NRM)";
}

```

```

revision 2023-09-17 { reference CR-1042 ; }
revision 2023-06-25 { reference CR0932 ; }
revision 2021-01-25 { reference CR-0454 ; }
revision 2020-06-03 { reference S5-202333 ; }
revision 2020-04-23 { reference CR0281 ; }
revision 2019-10-28 { reference S5-193518 ; }
revision 2019-08-30 {
  description "Initial revision";
}

typedef EnergySavingCoverage {
  type enumeration {
    enum FULL;
    enum NO;
    enum PARTIAL;
  }
}

grouping NRCellRelationGrp {
  description "Represents the NRCellRelation IOC.";
  reference "3GPP TS 28.541";

  leaf nRTCI {
    description "Target NR Cell Identifier. It consists of NR Cell
      Identifier (NCI) and Physical Cell Identifier of the target NR cell
      (nRPCI).";
    type uint64;
  }

  container cellIndividualOffset {
    description "A set of offset values for the neighbour cell. Used when
      UE is in connected mode. Defined for rsrpOffsetSSB, rsrqOffsetSSB,
      sinrOffsetSSB, rsrpOffsetCSI-RS, rsrqOffsetCSI-RS and
      sinrOffsetCSI-RS.";
    reference "cellIndividualOffset in MeasObjectNR in 3GPP TS 38.331";

    leaf rsrpOffsetSsb {
      description "Offset value of rsrpOffsetSSB.";
      default 0;
      type types3gpp:QOffsetRange;
    }

    leaf rsrqOffsetSsb{
      description "Offset value of rsrqOffsetSSB.";
      default 0;
      type types3gpp:QOffsetRange;
    }

    leaf sinrOffsetSsb {
      description "Offset value of sinrOffsetSSB.";
      default 0;
      type types3gpp:QOffsetRange;
    }

    leaf rsrpOffsetCsiRs{
      description "Offset value of rsrpOffsetCSI-RS.";
      default 0;
      type types3gpp:QOffsetRange;
    }

    leaf rsrqOffsetCsiRs {
      description "Offset value of rsrqOffsetCSI-RS.";
      default 0;
      type types3gpp:QOffsetRange;
    }

    leaf sinrOffsetCsiRs {
      description "Offset value of sinrOffsetCSI-RS.";
      default 0;
      type types3gpp:QOffsetRange;
    }
  }

  leaf nRFreqRelationRef {
    description "Reference to a corresponding nRFreqRelation instance.";
    mandatory true;
    type types3gpp:DistinguishedName;
  }
}

```

```

}

leaf adjacentNRCellRef {
  description "Reference to an adjacent NR cell (NRCellCU or
    ExternalNRCellCU).";
  mandatory true;
  type types3gpp:DistinguishedName;
}

leaf isRemoveAllowed {
  type boolean;
  default true;
  description "True if the ANR function in the node is allowed to remove this relation.";
}

leaf isHOAllowed {
  type boolean;
  default true;
  description "True if handovers are allowed over this relation.";
}

leaf isESCoveredBy {
  description "Indicates whether the adjacent cell
    provides no, partial or full coverage for the parent cell
    instance. Adjacent cells with this attribute equal to FULL are
    recommended to be considered as candidate cells to take over the
    coverage when the original cell is about to be changed to energy
    saving state. All adjacent cells with this property equal
    to PARTIAL are recommended to be considered as entirety of candidate
    cells to take over the coverage when the original cell is about to be
    changed to energy saving state.";
  type EnergySavingCoverage;
}

leaf isENDCAllowed {
  type boolean;
  mandatory true;
  description "This indicates if EN-DC is allowed or prohibited.
    If TRUE, the target cell is allowed to be used for EN-DC.
    The target cell is referenced by the NRCellRelation that
    contains this isENDCAllowed.

    If FALSE, EN-DC shall not be allowed.";
}

leaf isMLBAllowed {
  type boolean;
  mandatory true;
  description "This indicates if mobility load balancing is allowed or
    prohibited from source cell to target cell.

    If TRUE, load balancing is allowed from source cell to target cell.
    The source cell is identified by the name-containing NRCellCU of
    the NRCellRelation that contains the isMLBAllowed. The target cell
    is referenced by the NRCellRelation that contains this isLBAllowed.
    In case of isHOAllowed is FALSE, mobility load balancing is
    prohibited by handover from source cell to target cell.

    If FALSE, load balancing shall be prohibited from source cell to
    target cell.";
}
}

augment /me3gpp:ManagedElement/gnbcucp3gpp:GNBCUCPFunction/nrcellcu3gpp:NRCellCU {
  list NRCellRelation {
    description "Represents a neighbour cell relation from a source cell
      to a target cell, where the target cell is an NRCellCU or
      ExternalNRCellCU instance.";
    reference "3GPP TS 28.541";
    key id;
    uses top3gpp:Top_Grp;
    container attributes {
      uses NRCellRelationGrp;
    }
    uses mf3gpp:ManagedFunctionContainedClasses;
  }
}

```

```
}
<CODE ENDS>
```

E.5.22 module _3gpp-nr-nrm-nrfreqrelation.yang

```
<CODE BEGINS>
module _3gpp-nr-nrm-nrfreqrelation {
  yang-version 1.1;
  namespace "urn:3gpp:sa5:_3gpp-nr-nrm-nrfreqrelation";
  prefix "nrfreqrel3gpp";

  import _3gpp-common-yang-types { prefix types3gpp; }
  import _3gpp-common-managed-function { prefix mf3gpp; }
  import _3gpp-common-managed-element { prefix me3gpp; }
  import _3gpp-common-top { prefix top3gpp; }
  import _3gpp-nr-nrm-gnbcucpfunction { prefix gnbcucp3gpp; }
  import _3gpp-nr-nrm-nrcellcu { prefix nrcellcu3gpp; }

  organization "3GPP SA5";
  description "Defines the YANG mapping of the NRFreqRelation Information
    Object Class (IOC) that is part of the NR Network Resource Model (NRM).
    Copyright 2023, 3GPP Organizational Partners (ARIB, ATIS, CCSA, ETSI, TSDSI,
    TTA, TTC). All rights reserved.";
  reference "3GPP TS 28.541 5G Network Resource Model (NRM)";

  revision 2023-09-17 { reference CR-1042 ; }
  revision 2023-06-25 { reference CR0932 ; }
  revision 2020-04-23 { reference CR0281 ; }
  revision 2019-10-28 { reference S5-193518 ; }
  revision 2019-06-17 {
    description "Initial revision";
  }

  grouping NRFreqRelationGrp {
    description "Represents the NRFreqRelation IOC.";
    reference "3GPP TS 28.541";

    container offsetMO {
      description "A set of offset values applicable to all measured cells
        with reference signal(s) indicated in corresponding MeasObjectNR. It
        is used to indicate a cell, beam or measurement object specific offset
        to be applied when evaluating candidates for cell re-selection or when
        evaluating triggering conditions for measurement reporting. It is
        defined for rsrpOffsetSSB, rsrqOffsetSSB, sinrOffsetSSB,
        rsrpOffsetCSI-RS, rsrqOffsetCSI-RS and sinrOffsetCSI-RS.";
      reference "offsetMO in MeasObjectNR in 3GPP TS 38.331";

      leaf rsrpOffsetSsb {
        description "Offset value of rsrpOffsetSSB.";
        default 0;
        type types3gpp:QOffsetRange;
      }

      leaf rsrqOffsetSsb {
        description "Offset value of rsrqOffsetSSB.";
        default 0;
        type types3gpp:QOffsetRange;
      }

      leaf sinrOffsetSsb {
        description "Offset value of sinrOffsetSSB.";
        default 0;
        type types3gpp:QOffsetRange;
      }

      leaf rsrpOffsetCsiRs {
        description "Offset value of rsrpOffsetCSI-RS.";
        default 0;
        type types3gpp:QOffsetRange;
      }

      leaf rsrqOffsetCsiRs {
        description "Offset value of rsrqOffsetCSI-RS.";
        default 0;
        type types3gpp:QOffsetRange;
      }
    }
  }
}

```

```
leaf sinrOffsetCsiRs {
  description "Offset value of sinrOffsetCSI-RS.";
  default 0;
  type types3gpp:QOffsetRange;
}

leaf-list blockListEntry {
  description "A list of Physical Cell Identities (PCIs) that are
  exclude-listed in NR measurements.";
  reference "3GPP TS 38.331";
  min-elements 0;
  type uint16 { range "0..1007"; }
}

leaf-list blockListEntryIdleMode {
  description "A list of Physical Cell Identities (PCIs) that are
  exclude-listed in SIB4 and SIB5.";
  min-elements 0;
  type uint16 { range "0..1007"; }
}

leaf cellReselectionPriority {
  description "The absolute priority of the carrier frequency used by the
  cell reselection procedure. Value 0 means lowest priority. The value
  must not already used by other RAT, i.e. equal priorities between RATs
  are not supported. The UE behaviour when no value is entered is
  specified in subclause 5.2.4.1 of 3GPP TS 38.304.";
  reference "CellReselectionPriority in 3GPP TS 38.331, priority in
  3GPP TS 38.304";
  type uint32;
  default 0;
}

leaf cellReselectionSubPriority {
  description "Indicates a fractional value to be added to the value of
  cellReselectionPriority to obtain the absolute priority of the
  concerned carrier frequency for E-UTRA and NR.";
  reference "3GPP TS 38.331";
  type uint8 { range "2 | 4 | 6 | 8"; }
  units "0.1";
}

leaf pMax {
  description "Used for calculation of the parameter Pcompensation
  (defined in 3GPP TS 38.304), at cell reselection to a cell.";
  reference "PEMAX in 3GPP TS 38.101-1";
  mandatory false;
  type int32 { range "-30..33"; }
  units dBm;
}

leaf qOffsetFreq {
  description "The frequency specific offset applied when evaluating
  candidates for cell reselection.";
  mandatory false;
  type types3gpp:QOffsetRange;
  default 0;
}

leaf qQualMin {
  description "Indicates the minimum required quality level in the cell.
  Value 0 means that it is not sent and UE applies in such case the
  (default) value of negative infinity for Qqualmin. Sent in SIB3 or
  SIB5.";
  reference "3GPP TS 38.304";
  type int32 { range "-34..-3 | 0"; }
  units dB;
  default 0;
}

leaf qRxLevMin {
  description "Indicates the required minimum received Reference Symbol
  Received Power (RSRP) level in the NR frequency for cell reselection.
  Broadcast in SIB3 or SIB5, depending on whether the related frequency
  is intra- or inter-frequency. Resolution is 2.";
  reference "3GPP TS 38.304";
}
```

```
mandatory true;
type int32 { range "-140..-44"; }
units dBm;
}

leaf threshXHighP {
  description "Specifies the Srxlev threshold used by the UE when
  reselecting towards a higher priority RAT/frequency than the current
  serving frequency. Each frequency of NR and E-UTRAN might have a
  specific threshold. Resolution is 2.";
  reference "ThreshX, HighP in 3GPP TS 38.304";
  mandatory true;
  type int32 { range "0..62"; }
  units dB;
}

leaf threshXHighQ {
  description "Specifies the Squal threshold used by the UE when
  reselecting towards a higher priority RAT/frequency than the current
  serving frequency. Each frequency of NR and E-UTRAN might have a
  specific threshold.";
  reference "ThreshX, HighQ in 3GPP TS 38.304";
  mandatory true;
  type int32 { range "0..31"; }
  units dB;
}

leaf threshXLowP {
  description "Specifies the Srxlev threshold used by the UE when
  reselecting towards a lower priority RAT/frequency than the current
  serving frequency. Each frequency of NR and E-UTRAN might have a
  specific threshold. Resolution is 2.";
  reference "ThreshX, LowP in 3GPP TS 38.304";
  mandatory true;
  type int32 { range "0..62"; }
  units dB;
}

leaf threshXLowQ {
  description "Specifies the Squal threshold used by the UE when
  reselecting towards a lower priority RAT/frequency than the current
  serving frequency. Each frequency of NR and E-UTRAN might have a
  specific threshold.";
  reference "ThreshX, LowQ in 3GPP TS 38.304";
  mandatory true;
  type int32 { range "0..31"; }
  units dB;
}

leaf tReselectionNR {
  description "Cell reselection timer for NR.";
  reference "TresselectionRAT for NR in 3GPP TS 38.331";
  mandatory true;
  type int32 { range "0..7"; }
  units s;
}

leaf tReselectionNRSfHigh {
  description "The attribute tReselectionNr (parameter TresselectionNR in
  3GPP TS 38.304) is multiplied with this scaling factor if the UE is
  in high mobility state.";
  reference "Speed dependent ScalingFactor for TresselectionNR for high
  mobility state in 3GPP TS 38.304";
  mandatory true;
  type uint8 { range "25 | 50 | 75 | 100"; }
  units %;
}

leaf tReselectionNRSfMedium {
  description "The attribute tReselectionNr (parameter TresselectionNR in
  3GPP TS 38.304) multiplied with this scaling factor if the UE is in
  medium mobility state.";
  reference "Speed dependent ScalingFactor for TresselectionNR for medium
  mobility state in 3GPP TS 38.304";
  mandatory true;
  type uint8 { range "25 | 50 | 75 | 100"; }
  units %;
}
```



```

    leaf nRFrequencyRef {
      description "Reference to a corresponding NRFrequency instance.";
      mandatory true;
      type types3gpp:DistinguishedName;
    }
  }
}

augment /me3gpp:ManagedElement/gnbcucp3gpp:GNBCUCPFunction/nrcellcu3gpp:NRCellCU {

  list NRFreqRelation {
    description "Together with the target NRFrequency, it represents the
      frequency properties applicable to the referencing NRFreqRelation.";
    reference "3GPP TS 28.541";
    key id;
    uses top3gpp:Top_Grp;
    container attributes {
      uses NRFreqRelationGrp;
    }
    uses mf3gpp:ManagedFunctionContainedClasses;
  }
}
}
}
<CODE ENDS>

```

E.5.23 module _3gpp-nr-nrm-nrfrequency.yang

```

<CODE BEGINS>
module _3gpp-nr-nrm-nrfrequency {
  yang-version 1.1;
  namespace "urn:3gpp:sa5:_3gpp-nr-nrm-nrnetwork-nrfrequency";
  prefix "nrfreq3gpp";

  import _3gpp-common-managed-function { prefix mf3gpp; }
  import _3gpp-nr-nrm-nrnetwork { prefix nrnet3gpp; }
  import _3gpp-common-subnetwork { prefix subnet3gpp; }
  import _3gpp-common-top { prefix top3gpp; }

  organization "3GPP SA5";
  description "Defines the YANG mapping of the NRFrequency Information Object
    Class (IOC) that is part of the NR Network Resource Model (NRM).
    Copyright 2023, 3GPP Organizational Partners (ARIB, ATIS, CCSA, ETSI, TSDSI,
    TTA, TTC). All rights reserved.";
  reference "3GPP TS 28.541 5G Network Resource Model (NRM)";

  revision 2023-09-17 { reference CR-1042 ; }
  revision 2019-10-28 { reference S5-193518 ; }
  revision 2019-06-17 {
    description "Initial revision";
  }

  grouping NRFrequencyGrp {
    description "Represents the NRFrequency IOC.";
    reference "3GPP TS 28.541";
    uses mf3gpp:ManagedFunctionGrp;

    leaf absoluteFrequencySSB {
      description "The absolute frequency applicable for a downlink NR carrier
        frequency associated with the SSB, in terms of NR-ARFCN.";
      mandatory true;
      type uint32 { range "0.. 3279165"; }
    }

    leaf sBSSubCarrierSpacing {
      description "Sub-carrier spacing of the SSB.";
      mandatory true;
      type uint8 { range "15 | 30 | 60 | 120"; }
      units "kHz";
    }

    leaf-list multiFrequencyBandListNR {
      description "List of additional frequency bands the frequency belongs to.
        The list is automatically set by the gNB.";
      config false;
      min-elements 0;
      type uint16 { range "1..256"; }
    }
  }
}

```

```

    }
  }

  grouping NRFrequencyWrapper {
    list NRFrequency {
      description "Represents certain NR frequency properties.";
      reference "3GPP TS 28.541";
      key id;
      uses top3gpp:Top_Grp;
      container attributes {
        uses NRFrequencyGrp;
      }
      uses mf3gpp:ManagedFunctionContainedClasses;
    }
  }

  augment "/subnet3gpp:SubNetwork" {
    if-feature subnet3gpp:ExternalsUnderSubNetwork ;
    uses NRFrequencyWrapper;
  }

  augment "/nrnet3gpp:NRNetwork" {
    if-feature nrnet3gpp:ExternalsUnderNRNetwork;
    uses NRFrequencyWrapper;
  }
}
<CODE ENDS>

```

E.5.24 module _3gpp-nr-nrm-nrnetwork.yang

```

<CODE BEGINS>
module _3gpp-nr-nrm-nrnetwork {
  yang-version 1.1;
  namespace "urn:3gpp:sa5:_3gpp-nr-nrm-nrnetwork";
  prefix "nrnet3gpp";

  import _3gpp-common-subnetwork { prefix subnet3gpp; }
  import _3gpp-common-top { prefix top3gpp; }

  organization "3GPP SA5";
  description "Defines the YANG mapping of the NRNetwork Information Object
  Class (IOC) that is part of the NR Network Resource Model (NRM).
  Copyright 2023, 3GPP Organizational Partners (ARIB, ATIS, CCSA, ETSI, TSDSI,
  TTA, TTC). All rights reserved.";
  reference "3GPP TS 28.541 5G Network Resource Model (NRM)";

  revision 2023-09-17 { reference CR-1042 ; }
  revision 2019-06-17 {
    description "Initial revision";
  }

  feature ExternalsUnderNRNetwork {
    description "Classes representing external entities like NRFrequency,
    ExternalGNBCUCPFunction, ExternalGNBDUFunction
    are contained under a NRNetwork list/class.";
  }

  grouping NRNetworkGrp {
    description "Represents the NRNetwork IOC.";
    reference "3GPP TS 28.541";
    uses subnet3gpp:SubNetworkGrp;
  }

  list NRNetwork {
    description "A subnetwork containing gNB external NR entities.";
    reference "3GPP TS 28.541";
    key id;
    uses top3gpp:Top_Grp;
    container attributes {
      uses NRNetworkGrp;
    }
  }
}
<CODE ENDS>

```

E.5.25 module _3gpp-nr-nrm-nrsectorcarrier.yang

```

<CODE BEGINS>
module _3gpp-nr-nrm-nrsectorcarrier {
  yang-version 1.1;
  namespace "urn:3gpp:sa5:_3gpp-nr-nrm-nrnetwork-nrsectorcarrier";
  prefix "nrsectcarr3gpp";

  import _3gpp-common-yang-types { prefix types3gpp; }
  import _3gpp-common-managed-function { prefix mf3gpp; }
  import _3gpp-common-managed-element { prefix me3gpp; }
  import _3gpp-nr-nrm-gnbdufunction { prefix gnbdu3gpp; }
  import _3gpp-common-top { prefix top3gpp; }

  organization "3GPP SA5";
  contact "https://www.3gpp.org/DynaReport/TSG-WG--S5--officials.htm?Itemid=464";
  description "Defines the YANG mapping of the NRSectorCarrier Information
    Object Class (IOC) that is part of the NR Network Resource Model (NRM).
    Copyright 2023, 3GPP Organizational Partners (ARIB, ATIS, CCSA, ETSI, TSDSI,
    TTA, TTC). All rights reserved.";
  reference "3GPP TS 28.541 5G Network Resource Model (NRM)";

  revision 2023-09-17 { reference CR-1042 ; }
  revision 2020-05-28 { reference CR-0316 ; }
  revision 2019-10-28 { reference S5-193518 ; }
  revision 2019-06-17 {
    description "Initial revision";
  }

  grouping NRSectorCarrierGrp {
    description "Represents the NRSectorCarrier IOC.";
    reference "3GPP TS 28.541";
    uses mf3gpp:ManagedFunctionGrp;

    leaf txDirection {
      description "Indicates if the transmission direction is downlink,
        uplink, or both downlink and uplink.";
      mandatory true;
      type types3gpp:TxDirection;
    }

    leaf configuredMaxTxPower {
      description "Maximum transmisssion power at the antenna port for all
        downlink channels, used simultaneously in a cell, added together.
        Condition: The sector-carrier has a downlink and the
        configuration of Tx power at antenna port reference point is supported.";
      mandatory true;
      type int32;
      units mW;
    }

    leaf configuredMaxTxEIRP {
      type int64;
      units dBm;
      mandatory true;
      description "The maximum emitted isotroptic radiated power (EIRP) in dBm
        for all downlink channels, used simultaneously in a cell, added together.
        Condition: the sector-carrier has a downlink and the
        configuration of emitted isotropic radiated power is supported";
    }

    leaf arfcnDL {
      description "NR Absolute Radio Frequency Channel Number (NR-ARFCN)
        for downlink.
        Condition: The sector-carrier has a downlink AND the value
        differs from the referring cell's value of arfcnDL.";
      reference "3GPP TS 38.104";
      mandatory true;
      type int32 { range "0..3279165"; }
    }

    leaf arfcnUL {
      description "NR Absolute Radio Frequency Channel Number (NR-ARFCN)
        for uplink.
        Condition: The sector-carrier has an uplink AND the value
        differs from the referring cell's value of arfcnUL.";
      reference "3GPP TS 38.104";
    }
  }
}

```

```

    mandatory true;
    type int32 { range "0..3279165"; }
  }

  leaf bSChannelBwDL {
    description "Base station channel bandwidth for downlink.
      Condition: The sector-carrier has a downlink AND the value
      differs from the referring cell's value of bSChannelBwDL.";
    reference "3GPP TS 38.104";
    mandatory true;
    type int32 { range "5 | 10 | 15 | 20 | 30 | 40 | 50 | 60 | 70 | 80 |
      90 | 100"; }
    units MHz;
  }

  leaf bSChannelBwUL {
    description "Base station channel bandwidth for uplink.";
    reference "3GPP TS 38.104";
    mandatory true;
    type int32 { range "5 | 10 | 15 | 20 | 30 | 40 | 50 | 60 | 70 | 80 |
      90 | 100"; }
    units MHz;
  }

  leaf sectorEquipmentFunctionRef {
    description "Reference to corresponding SectorEquipmentFunction
      instance.";
    reference "3GPP TS 23.622";
    mandatory true;
    type types3gpp:DistinguishedName;
  }
}

augment "/me3gpp:ManagedElement/gnbdu3gpp:GNBDUFunction" {

  list NRSectorCarrier {
    description "Represents the resources of each transmission point
      included in the cell.";
    reference "3GPP TS 28.541";
    key id;
    uses top3gpp:Top_Grp;
    container attributes {
      uses NRSectorCarrierGrp;
    }
    uses mf3gpp:ManagedFunctionContainedClasses;
  }
}
}
}
<CODE ENDS>

```

E.5.26 module _3gpp-nr-nrm-rrmpolicy.yang

```

<CODE BEGINS>
module _3gpp-nr-nrm-rrmpolicy {
  yang-version 1.1;
  namespace "urn:3gpp:sa5:_3gpp-nr-nrm-rrmpolicy";
  prefix "rrmpolicy3gpp";

  import _3gpp-5g-common-yang-types { prefix types5g3gpp; }
  import _3gpp-common-top { prefix top3gpp; }
  import _3gpp-common-managed-element { prefix me3gpp; }
  import _3gpp-nr-nrm-nrcellcu { prefix nrcellcu3gpp ; }
  import _3gpp-nr-nrm-nrcelldu { prefix nrcelldu3gpp ; }
  import _3gpp-nr-nrm-gnbcucpfunction { prefix gnbcucp3gpp ; }
  import _3gpp-nr-nrm-gnbcuupfunction { prefix gnbcuup3gpp ; }
  import _3gpp-nr-nrm-gnbdufunction { prefix gnbdu3gpp ; }

  organization "3GPP SA5";
  contact "https://www.3gpp.org/DynaReport/TSG-WG--S5--officials.htm?Itemid=464";
  description "Defines the YANG mapping of the RRMPolicy abstract class that
    is part of the NR Network Resource Model (NRM).
    Copyright 2023, 3GPP Organizational Partners (ARIB, ATIS, CCSA, ETSI, TSDSI,
    TTA, TTC). All rights reserved.";
  reference "3GPP TS 28.541 5G Network Resource Model (NRM)";
}

```

```

revision 2023-09-17 { reference CR-1042 ; }
revision 2022-07-27 { reference "CR-0769"; }
revision 2020-11-05 { reference CR-0412 ; }
revision 2020-04-28 { reference "CR0285"; }
revision 2020-02-14 { reference "Initial revision"; }

grouping rRMPolicyMemberGrp {
  description "This data type represents an RRM Policy member that will be
    part of a rRMPolicyMemberList. A RRMPolicyMember is defined by its
    pLMNId and sNSSAI (S-NSSAI).
    The members in a rRMPolicyMemberList are assigned a specific amount of
    RRM resources based on settings in RRMPolicy.";

  uses types5g3gpp:PLMNInfo;
}

grouping RRMPolicy_Grp {
  description "This IOC represents the properties of an abstract RRMPolicy
    . The RRMPolicy_ IOC needs to be subclassed to be instantiated.
    It defines two attributes apart from those inherited from Top IOC, the
    resourceType attribute defines type of resource (PRB, RRC
    connected users, DRB usage etc.) and the rRMPolicyMemberList attribute
    defines the RRMPolicyMember(s)that are subject to this policy.
    An RRM resource (defined in resourceType
    attribute) is located in NRCellDU, NRCellCU, GNBDFunction,
    GNBCUCPFfunction or in GNBCUUPFunction. The RRMPolicyRatio IOC is one
    realization of a RRMPolicy_ IOC. This RRM framework allows adding new
    policies, both standardized (like RRMPolicyRatio) or as vendor specific,
    by inheriting from the abstract RRMPolicy_ IOC.";

  leaf resourceType {
    description "The resourceType attribute defines type of resource (PRB,
      RRC connected users, DRB usage etc.) that is subject to policy.
      Valid values are 'PRB', 'PRB_UL', 'PRB_DL', 'RRC' or 'DRB'";
    mandatory true;
    type enumeration {
      enum PRB;
      enum PRB_UL;
      enum PRB_DL;
      enum RRC;
      enum DRB;
    }
  }

  list rRMPolicyMemberList{
    description "It represents the list of RRMPolicyMember (s) that the
      managed object is supporting. A RRMPolicyMember <<dataType>> include
      the PLMNID <<dataType>> and S-NSSAI <<dataType>>." ;
    min-elements 1;
    key "mcc mnc sd sst";
    uses rRMPolicyMemberGrp;
  }
} // grouping

grouping RRMPolicyRatioGrp {
  description "Represents the RRMPolicyRatio concrete IOC.";

  uses RRMPolicy_Grp; // Inherits RRMPolicy_

  leaf rRMPolicyMaxRatio {
    description " This attribute specifies the maximum percentage of radio
      resource that can be used by the associated rRMPolicyMemberList.
      The maximum percentage of radio resource include at least one of
      the shared resources, prioritized resources and dedicated resources.
      The sum of the rRMPolicyMaxRatio values assigned to all RRMPolicyRatio(s)
      name-contained by same ManagedEntity can be greater that 100.";
    default 100;
    type uint8 { range "0..100"; }
    units percent;
  }

  leaf rRMPolicyMinRatio {
    description " This attribute specifies the minimum percentage of radio
      resources that can be used by the associated rRMPolicyMemberList.
      The minimum percentage of radio resources including at least one of
      prioritized resources and dedicated resources. The sum of the
      rRMPolicyMinRatio values assigned to all RRM PolicyRatio(s)
      name-contained by same ManagedEntity shall be less or equal 100.";
  }
}

```

```

    default 0;
    type uint8 { range "0..100"; }
    units percent;
}

leaf rRMPolicyDedicatedRatio {
    description " This attribute specifies the percentage of radio resource
        that dedicatedly used by the associated rRMPolicyMemberList. The sum of
        the rRMPolicyDeidctaedRatio values assigned to all RRMPolicyRatio(s)
        name-contained by same ManagedEntity shall be less or equal 100. ";
    default 0;
    type uint8 { range "0..100"; }
    units percent;
}
}

grouping RrmPolicySubtree {
    description "Contains RrmPolicy related classes.
        Should be used in all classes (or classes inheriting from)
        - NRCellCU, NRCellDU, GNBCUUPFunction, GNBCUCPFunction, GNBDUFunction

        If some YAM wants to augment these classes/list/groupings they must
        augment all user classes!";

    list RRMPolicyRatio {
        description "This IOC represents the properties of RRMPolicyRatio.
            RRMPolicyRatio is one realization of abstract RRMPolicy_IOC.
            RRMPolicyRatio has three attributes, apart from those inherited
            (DN, resourceType, rRMPolicyMemberList).

            Structure of RRMPolicyRatio includes in order: Dedicated Resources,
            Prioritized Resources, Shared Resources, etc.

            - The attribute rRMPolicyMaxRatio defines the maximum resource usage
            quota for the associated rRMPolicyMemberList, including at least one of
            shared resources, prioritized resources and dedicated resources. The
            sum of the 'rRMPolicyMaxRatio' values assigned to all RRMPolicyRatio(s)
            name-contained by same MangedEntity can be greater than 100.
            - The attribute rRMPolicyMinRatio defines the minimum resource usage
            quota for the associated RRMPolicyMemberList, including at least one
            of prioritized resources and dedicated resources, which means the
            resources quota that need to be guaranteed for use by the associated
            rRMPolicyMemberList. The sum of the 'rRMPolicyMinRatio' values assigned
            to all RRMPolicyRatio(s) name-contained by same MangedEntity shall be
            less or equal 100.
            - The attribute rRMPolicyDedicatedRatio defines the dedicated resource
            usage quota for the RRMPolicyMemberList, including dedicated resources.
            The sum of the 'rRMPolicyDedicatedRatio' values assigned to all
            RRMPolicyRatio(s) name-contained by same MangedEntity shall be less
            or equal 100.

            The following are the definition for above mentioned three resource
            categories:
            - Shared resources: means the resources that are shared with other
            rRMPolicyMemberList(s) (i.e. the rRMPolicyMemberList(s) defined in
            RRMPolicyRatio(s) name-contained by the same ManagedEntity). The shared
            resources are not guaranteed for use by the associated
            rRMPolicyMemberList. The shared resources quota is represented by
            [rRMPolicyMaxRatio-rRMPolicyMinRatio].
            - Priortized resources: means the resources are preferentially used by
            the associated RRMPolicyMemberList. These resources are guaranteed for
            use by the associated RRMPolicyMemberList when it needs to use them.
            When not used, these resources may be used by other
            rRMPolicyMemberList(s) (i.e. the rRMPolicyMemberList(s) defined in
            RRMPolicyRatio(s) name-contained by the same ManagedEntity).
            The prioritized resources quota is represented by
            [rRMPolicyMinRatio-rRMPolicyDedicatedRatio]
            - Dedicated resources: means the resources are dedicated for use by
            the associated RRMPolicyMemberList. These resources can not be shared
            even if the associated RRMPolicyMember does not use them. The Dedicated
            resources quota is represented by [rRMPolicyDedicatedRatio].";
    key id;
    uses top3gpp:Top_Grp;
    container attributes {
        uses RRMPolicyRatioGrp;
    }
}
}

```

```

augment "/me3gpp:ManagedElement/gnbcucp3gpp:GNBCUCPFunction/" +
  "nrCellcu3gpp:NRCellCU" {
  uses RrmPolicySubtree;
}

augment "/me3gpp:ManagedElement/gnbdu3gpp:GNBDUFunction/" +
  "nrCelldu3gpp:NRCellDU" {
  uses RrmPolicySubtree;
}

augment "/me3gpp:ManagedElement/gnbcuup3gpp:GNBCUUPFunction" {
  uses RrmPolicySubtree;
}

augment "/me3gpp:ManagedElement/gnbcucp3gpp:GNBCUCPFunction" {
  uses RrmPolicySubtree;
}

augment "/me3gpp:ManagedElement/gnbdu3gpp:GNBDUFunction" {
  uses RrmPolicySubtree;
}
}
<CODE ENDS>

```

E.5.27 Void

E.5.28 module _3gpp-nr-nrm-danrmanagementfunction.yang

```

<CODE BEGINS>
module _3gpp-nr-nrm-danrmanagementfunction {
  yang-version 1.1;
  namespace "urn:3gpp:sa5:_3gpp-nr-nrm-danrmanagementfunction";
  prefix "danrmanagementfunction3gpp";

  import _3gpp-common-top { prefix top3gpp; }
  import _3gpp-nr-nrm-gnbcucpfunction { prefix gnbcucp3gpp; }
  import _3gpp-common-managed-element { prefix me3gpp; }

  organization "3GPP SA5";
  contact "https://www.3gpp.org/DynaReport/TSG-WG--S5--officials.htm?Itemid=464";
  description "Defines the YANG mapping of the DANRManagementFunction Information Object Class
  (IOC) that is part of the NR Network Resource Model (NRM).
  Copyright 2023, 3GPP Organizational Partners (ARIB, ATIS, CCSA, ETSI, TSDSI,
  TTA, TTC). All rights reserved.";
  reference "3GPP TS 28.541 5G Network Resource Model (NRM)";

  revision 2023-09-17 { reference CR-1042 ; }
  revision 2020-05-08 { reference S5-203316; }

  grouping DANRManagementFunctionGrp {
    description "Represents the DANRManagementFunction IOC.";
    reference "3GPP TS 28.541";
    uses top3gpp:Top_Grp;

    leaf intrasystemANRManagementSwitch {
      description "This attribute determines whether the intra-system ANR function is activated or
      deactivated.";
      type boolean;
    }

    leaf intersystemANRManagementSwitch {
      description "This attribute determines whether the inter-system ANR function is activated or
      deactivated.";
      type boolean;
    }
  }
}

```

```

}

augment "/me3gpp:ManagedElement/gnbcucp3gpp:GNBCUCPFunction" {
  if-feature gnbcucp3gpp:DANRManagementFunction;
  uses DANRManagementFunctionGrp;
}
}
<CODE ENDS>

```

E.5.29 module _3gpp-nr-nrm-desmanagementfunction.yang

```

<CODE BEGINS>
module _3gpp-nr-nrm-desmanagementfunction {
  yang-version 1.1;
  namespace "urn:3gpp:sa5:_3gpp-nr-nrm-desmanagementfunction";
  prefix "desmf3gpp";

  import _3gpp-common-top { prefix top3gpp; }
  import _3gpp-nr-nrm-gnbcucpfunction { prefix gnbcucp3gpp; }
  import _3gpp-common-managed-element { prefix me3gpp; }
  import _3gpp-nr-nrm-nrcellcu { prefix nrcellcu3gpp; }
  import _3gpp-common-subnetwork { prefix subnet3gpp; }
  import _3gpp-5g-common-yang-types { prefix type5g3gpp; }

  organization "3GPP SA5";
  contact "https://www.3gpp.org/DynaReport/TSG-WG--S5--officials.htm?Itemid=464";
  description "Defines the YANG mapping of the DESManagementFunction
  Information Object Class (IOC) that is part of the NR Network Resource
  Model (NRM).
  Copyright 2023, 3GPP Organizational Partners (ARIB, ATIS, CCSA, ETSI, TSDSI,
  TTA, TTC). All rights reserved.";
  reference "3GPP TS 28.541 5G Network Resource Model (NRM)";

  revision 2023-09-17 { reference CR-1042 ; }
  revision 2021-08-05 { reference S5-214053/CR-0518; }
  revision 2020-05-08 { reference S5-203316; }

  grouping loadTimeThresholdGrp {
    description "Represents the the traffic load threshold and the time
    duration.";

    leaf loadThreshold {
      description "This attribute is used by distributed ES algorithms to allow
      a cell to enter the energySaving state.";
      type type5g3gpp:EnergySavingLoadThresholdT;
    }
    leaf timeDuration {
      description "The time duration indicates how long the traffic load
      (either for UL or DL) in the cell needs to have been above the
      threshold to wake up one or more original cells which have been
      provided backup coverage by the candidate cell.";
      type type5g3gpp:EnergySavingTimeDurationT;
    }
  }

  grouping DESManagementFunctionGrp {
    description "Represents the DESManagementFunction IOC.";

    leaf desSwitch {
      description "This attribute determines whether the Distributed SON
      energy saving function is enabled or disabled.";
      type boolean;
    }

    list intraRatEsActivationOriginalCellLoadParameters {
      description "This attributes is relevant, if the cell acts as an original
      cell. This attribute indicates the traffic load threshold and the time
      duration, which are used by distributed ES algorithms to allow a cell
      to enter the energySaving state.";
      key loadThreshold;
      min-elements 1;
      max-elements 1;
      uses loadTimeThresholdGrp;
    }

    list intraRatEsActivationCandidateCellsLoadParameters {

```



```
description "This attribute indicates the traffic load threshold and the
time duration, which are used by distributed ES algorithms level to
allow an 'original' cell to enter the energySaving state.";
key loadThreshold;
min-elements 1;
max-elements 1;
uses loadTimeThresholdGrp;
}

list intraRatEsDeactivationCandidateCellsLoadParameters {
description "This attributes is relevant, if the cell acts as a candidate
cell.This attribute indicates the traffic load threshold and the time
duration which is used by distributed ES algorithms to allow a cell to
leave the energySaving state.";
key loadThreshold;
min-elements 1;
max-elements 1;
uses loadTimeThresholdGrp;
}

list esNotAllowedTimePeriod {
description "This is a list of time periods during which
inter-RAT energy saving is not allowed";
key idx;

leaf idx {
type uint32;
}
uses EsNotAllowedTimePeriodGrp;
}

list interRatEsActivationOriginalCellParameters {
description "This attribute indicates the traffic load threshold and the
time duration, which are used by distributed inter-RAT ES algorithms to
allow an original cell to enter the energySaving state.";
key loadThreshold;
min-elements 1;
max-elements 1;
uses loadTimeThresholdGrp;
}

list interRatEsActivationCandidateCellParameters {
description "This attribute indicates the traffic load threshold and the
time duration, which are used by distributed inter-RAT ES algorithms to
allow an original cell to enter the energySaving state.";
key loadThreshold;
min-elements 1;
max-elements 1;
uses loadTimeThresholdGrp;
}

list interRatEsDeactivationCandidateCellParameters {
description "This attribute indicates the traffic load threshold and the
time duration which is used by distributed inter-RAT ES algorithms to
allow an original cell to leave the energySaving state.";
key loadThreshold;
min-elements 1;
max-elements 1;
uses loadTimeThresholdGrp;
}

leaf energySavingState {
description "Specifies the status regarding the energy saving in the
cell.";
type enumeration {
enum isNotEnergySaving;
enum isEnergySaving;
}
}

leaf isProbingCapable {
description "This attribute indicates whether this cell is capable of
performing the ES probing procedure.";
type enumeration{
enum yes;
enum no;
}
}
```

```

}

grouping EsNotAllowedTimePeriodGrp {
  leaf startTime {
    description "Start of not allowed time period in UTC time zone.
      If set, the endTime must also be set. If not set, this is
      interpreted as around the clock.";
    must ../endTime;
    type type5g3gpp:UTC24TimeOfDayT;
  }
  leaf endTime {
    description "If endTime has a lower value than startTime, it will
      be interpreted as referring to the following day.";
    type type5g3gpp:UTC24TimeOfDayT;
    must ../startTime;
  }
  leaf-list daysOfWeek {
    description "Specifies that the not allowed periods are only
      applicable to the specified days in UTC timezone. Every day if
      not set.";
    type type5g3gpp:DayOfWeekT;
  }
}

grouping DESManagementFunctionSubtree {
  list DESManagementFunction {
    description "This IOC represents the management capabilities of
      Distributed SON Energy Saving (ES) functions. This is provided for
      Energy Saving purposes.

      In the case where multiple DESManagement MOIs exist at different
      levels of the containment tree, the DESManagement MOI at the lower
      level overrides the DESManagement MOIs at higher level(s) of the same
      containment tree.";
    reference "clause 6.2.3.0 in TS 28.310";
    key id;
    uses top3gpp:Top_Grp;
    container attributes {
      uses DESManagementFunctionGrp;
    }
  }
}

augment "/me3gpp:ManagedElement/gnbcucp3gpp:GNBCUCPFunction/" +
  "nrCellcu3gpp:NRCCellCU" {
  if-feature nrCellcu3gpp:DESManagementFunction;
  uses DESManagementFunctionSubtree;
}
augment /me3gpp:ManagedElement/gnbcucp3gpp:GNBCUCPFunction {
  if-feature gnbcucp3gpp:DESManagementFunction;
  uses DESManagementFunctionSubtree;
}
augment /me3gpp:ManagedElement {
  if-feature me3gpp:DESManagementFunction;
  uses DESManagementFunctionSubtree;
}
augment /subnet3gpp:SubNetwork {
  if-feature subnet3gpp:DESManagementFunction;
  uses DESManagementFunctionSubtree;
}
}
}
<CODE ENDS>

```

E.5.30 module _3gpp-nr-nrm-drachoptimizationfunction.yang

```

<CODE BEGINS>
module _3gpp-nr-nrm-drachoptimizationfunction {
  yang-version 1.1;
  namespace "urn:3gpp:sa5:_3gpp-nr-nrm-drachoptimizationfunction";
  prefix "dracho3gpp";

  import _3gpp-common-subnetwork { prefix subnet3gpp; }
  import _3gpp-common-top { prefix top3gpp; }
  import _3gpp-common-managed-element { prefix me3gpp; }
  import _3gpp-nr-nrm-nrcelldu { prefix nrcelldu3gpp; }
  import _3gpp-nr-nrm-gnbdfunction { prefix gnbd3gpp; }

```

```

organization "3GPP SA5";
contact "https://www.3gpp.org/DynaReport/TSG-WG--S5--officials.htm?Itemid=464";
description "Defines the YANG mapping of the DRACHOptimizationFunction
Information Object Class (IOC) that is part of the NR Network Resource
Model (NRM).
Copyright 2023, 3GPP Organizational Partners (ARIB, ATIS, CCSA, ETSI, TSDSI,
TTA, TTC). All rights reserved.";
reference "3GPP TS 28.541 5G Network Resource Model (NRM)";

revision 2023-09-17 { reference CR-1042 ; }
revision 2021-08-05 { reference S5-214053/CR-0518; }
revision 2021-01-25 { reference CR-0454 ; }
revision 2020-10-02 { reference "CR-0384, CR-0382" ; }
revision 2020-05-08 { reference S5-203316; }

typedef TargetProbabilityT {
  type enumeration {
    enum 25;
    enum 50;
    enum 75;
    enum 90;
  }
}
typedef NumberofpreamblesentT {
  type uint32 {
    range "1..200";
  }
}
typedef AccessdelayT {
  type uint32 {
    range "10..560";
  }
}
grouping NumPreableAccessDelayGrp {
  description "Represents the target Access Probability (APn) for the RACH
optimization function.";

  leaf targetProbability {
    description "This attribute determines the target Probability.";
    mandatory true;
    type TargetProbabilityT;
  }
  leaf numberofpreamblesent {
    description "This attribute determines the number of preambles sent.";
    mandatory true;
    type NumberofpreamblesentT;
  }
}

grouping DRACHOptimizationFunctionGrp {
  description "Represents the DRACHOptimizationFunction IOC.";

  list ueAccProbabilityDist {
    description "This is a list of target Access Probability (APn) for the
RACH optimization function.";
    key "targetProbability numberofpreamblesent";
    uses NumPreableAccessDelayGrp;
  }
  list ueAccDelayProbabilityDist {
    description "This is a list of target Access Delay probability (ADP)
for the RACH optimization function.";
    key "targetProbability numberofpreamblesent";
    uses NumPreableAccessDelayGrp;
  }
  leaf drachOptimizationControl {
    description "This attribute determines whether the RACH Optimization
function is enabled or disabled.";
    type boolean;
  }
}

grouping DRACHOptimizationFunctionSubtree {
  list DRACHOptimizationFunction {
    description "This IOC represents the management capabilities of
Centralized SON Energy Saving (ES) functions. This is provided for
Energy Saving purposes.

```

```

    In the case where multiple CESManagement MOIs exist at different
    levels of the containment tree, the CESManagement MOI at the lower
    level overrides the CESManagement MOIs at higher level(s) of the
    same containment tree.";
  reference "clause 6.2.2 in TS 28.310";
  key id;
  uses top3gpp:Top_Grp;
  container attributes {
    uses DRACHOptimizationFunctionGrp;
  }
}
}

augment "/me3gpp:ManagedElement/gnbdu3gpp:GNBDUFunction/"+
  "nrCellDU3gpp:NRCellDU" {
  if-feature nrCellDU3gpp:DRACHOptimizationFunction;
  uses DRACHOptimizationFunctionSubtree;
}
augment "/me3gpp:ManagedElement/gnbdu3gpp:GNBDUFunction" {
  if-feature gnbdu3gpp:DRACHOptimizationFunction;
  uses DRACHOptimizationFunctionSubtree;
}
augment "/me3gpp:ManagedElement" {
  if-feature me3gpp:DRACHOptimizationFunction;
  uses DRACHOptimizationFunctionSubtree;
}
augment "/subnet3gpp:SubNetwork" {
  if-feature nrCellDU3gpp:DRACHOptimizationFunction;
  uses DRACHOptimizationFunctionSubtree;
}
}
}
<CODE ENDS>

```

E.5.31 module _3gpp-nr-nrm-dmrofunction.yang

```

<CODE BEGINS>
module _3gpp-nr-nrm-dmrofunction {
  yang-version 1.1;
  namespace "urn:3gpp:sa5:_3gpp-nr-nrm-dmrofunction";
  prefix "dmrof3gpp";

  import _3gpp-common-subnetwork { prefix subnet3gpp; }
  import _3gpp-common-top { prefix top3gpp; }
  import _3gpp-nr-nrm-gnbcucpfunction { prefix gnbcucp3gpp; }
  import _3gpp-common-managed-element { prefix me3gpp; }
  import _3gpp-nr-nrm-nrCellCU { prefix nrCellCU3gpp; }

  organization "3GPP SA5";
  contact "https://www.3gpp.org/DynaReport/TSG-WG--S5--officials.htm?Itemid=464";
  description "Defines the YANG mapping of the DMROFunction
  Information Object Class (IOC) that is part of the NR Network Resource
  Model (NRM).
  Copyright 2023, 3GPP Organizational Partners (ARIB, ATIS, CCSA, ETSI, TSDSI,
  TTA, TTC). All rights reserved.";
  reference "3GPP TS 28.541 5G Network Resource Model (NRM)";

  revision 2023-09-17 { reference CR-1042 ; }
  revision 2022-01-07 { reference CR-0633; }
  revision 2021-08-05 { reference S5-214053/CR-0518; }
  revision 2020-05-08 { reference S5-203316; }

  grouping DMROFunctionGrp {
    description "Represents the DMROFunction IOC.";

    leaf maximumDeviationHoTriggerLow {
      description "This parameter defines the maximum allowed lower
      deviation of the Handover Trigger, from the default point of
      operation.";
      type int32 {range "-20..20";}
      units "0.5 dB";
    }

    leaf maximumDeviationHoTriggerHigh {
      description "This parameter defines the maximum allowed upper
      deviation of the Handover Trigger, from the default point of

```

```

        operation.";
        type int32 {range "-20..20";}
        units "0.5 dB";
    }

    leaf minimumTimeBetweenHoTriggerChange {
        description "This parameter defines the minimum allowed time interval
            between two Handover Trigger change performed by MRO. This is used to
            control the stability and convergence of the algorithm.";
        type uint32 {
            range 0..604800; // <= 1 week
        }
        units seconds;
    }
    leaf tstoreUEcntxt {
        description "The timer used for detection of too early HO, too late HO
            and HO to wrong cell.";
        type uint32 {
            range 0..1023;
        }
        units "100 milliseconds";
    }
    leaf dmroControl {
        description "This attribute determines whether the MRO function is
            enabled or disabled.";
        type boolean;
    }
}

grouping DMROFunctionSubtree {
    list DMROFunction {
        description "This IOC contains attributes to support the D-SON function
            of MRO.

            In the case where multiple DMRO MOIs exist at different levels of the
            containment tree, the DMRO MOI at the lower level overrides the DMRO
            MOIs at higher level(s) of the same containment tree.";
        reference "clause 7.1.2 in TS 28.313";
        key id;
        uses top3gpp:Top_Grp;
        container attributes {
            uses DMROFunctionGrp;
        }
    }
}

augment "/me3gpp:ManagedElement/gnbcucp3gpp:GNBCUCPFunction/" +
    "nrCellcu3gpp:NRCel1CU" {
    if-feature nrCellcu3gpp:DMROFunction;
    uses DMROFunctionSubtree;
}
augment /me3gpp:ManagedElement/gnbcucp3gpp:GNBCUCPFunction {
    if-feature gnbcucp3gpp:DMROFunction;
    uses DMROFunctionSubtree;
}
augment /me3gpp:ManagedElement {
    if-feature me3gpp:DMROFunction;
    uses DMROFunctionSubtree;
}
augment /subnet3gpp:SubNetwork {
    if-feature subnet3gpp:DMROFunction;
    uses DMROFunctionSubtree;
}
}
}
<CODE ENDS>

```

E.5.32 module _3gpp-nr-nrm-dpciconfigurationfunction.yang

```

<CODE BEGINS>
module _3gpp-nr-nrm-dpciconfigurationfunction {
    yang-version 1.1;
    namespace "urn:3gpp:sa5:_3gpp-nr-nrm-dpciconfigurationfunction";
    prefix "dpcicf3gpp";

    import _3gpp-common-subnetwork { prefix subnet3gpp; }
    import _3gpp-common-top { prefix top3gpp; }
}

```

```

import _3gpp-nr-nrm-nrcellcu { prefix nrcellcu3gpp; }
import _3gpp-nr-nrm-gnbcucpfunction { prefix gnbcucp3gpp; }
import _3gpp-common-managed-element { prefix me3gpp; }
import _3gpp-5g-common-yang-types { prefix type5g3gpp; }

organization "3GPP SA5";
contact "https://www.3gpp.org/DynaReport/TSG-WG--S5--officials.htm?Itemid=464";
description "Defines the YANG mapping of the DPCICongfigurationFunction
Information Object Class (IOC) that is part of the NR Network Resource
Model (NRM).
Copyright 2023, 3GPP Organizational Partners (ARIB, ATIS, CCSA, ETSI, TSDSI,
TTA, TTC). All rights reserved.";
reference "3GPP TS 28.541 5G Network Resource Model (NRM)";

revision 2023-09-17 { reference CR-1042 ; }
revision 2021-08-05 { reference S5-214053/CR-0518; }
revision 2021-01-25 { reference CR-0454 ; }
revision 2020-11-25 { reference CR-0386 ; }
revision 2020-05-08 { reference S5-203316; }

grouping DPCICongfigurationFunctionGrp {
  description "Represents the DPCICONFIGURATIONFunction IOC.";

  list nRPciList {
    description "This holds a list of physical cell identities that can be
assigned to the NR cells. This attribute shall be supported if D-SON
PCI configuration function is supported.";
    key NRPci;
    leaf NRPci {
      type type5g3gpp:PhysCellID;
    }
  }

  leaf dPciCongfigurationControl {
    description "This attribute determines whether the Distributed SON PCI
configuration Function is enabled or disabled.";
    type boolean;
  }
}

grouping DPCICongfigurationFunctionSubtree {
  list DPCICongfigurationFunction {
    description "This IOC contains attributes to support the Distributed SON
function of PCI configuration.

In the case where multiple DPCICongfiguration MOIs exist at different
levels of the containment tree, the DPCICongfiguration MOI at the lower
level overrides the DPCICongfiguration MOIs at higher level(s) of the
same containment tree.";
    reference "clause 7.1.3 in TS 28.313";
    key id;
    uses top3gpp:Top_Grp;
    container attributes {
      uses DPCICongfigurationFunctionGrp;
    }
  }
}

augment "/me3gpp:ManagedElement/gnbcucp3gpp:GNBCUCPFunction/" +
  "nrcellcu3gpp:NRCellCU" {
  if-feature nrcellcu3gpp:DPCICongfigurationFunction;
  uses DPCICongfigurationFunctionSubtree;
}
augment /me3gpp:ManagedElement {
  if-feature me3gpp:DPCICongfigurationFunction;
  uses DPCICongfigurationFunctionSubtree;
}
augment /subnet3gpp:SubNetwork {
  if-feature subnet3gpp:DPCICongfigurationFunction;
  uses DPCICongfigurationFunctionSubtree;
}
}
<CODE ENDS>

```

E.5.33 module _3gpp-nr-nrm-cpciconfigurationfunction.yang

```

<CODE BEGINS>
module _3gpp-nr-nrm-cpciconfigurationfunction {
  yang-version 1.1;
  namespace "urn:3gpp:sa5:_3gpp-nr-nrm-cpciconfigurationfunction";
  prefix "cpcicf3gpp";

  import _3gpp-common-subnetwork { prefix subnet3gpp; }
  import _3gpp-common-top { prefix top3gpp; }
  import _3gpp-nr-nrm-nrcelldu { prefix nrcelldu3gpp; }
  import _3gpp-nr-nrm-gnbdufunction { prefix gnbdu3gpp; }
  import _3gpp-common-managed-element { prefix me3gpp; }

  organization "3GPP SA5";
  contact "https://www.3gpp.org/DynaReport/TSG-WG--S5--officials.htm?Itemid=464";
  description "Represents the CPCIconfigurationFunction Information Object
    Class(IOC) that is part of the NR Network Resource Model.
    Copyright 2023, 3GPP Organizational Partners (ARIB, ATIS, CCSA, ETSI, TSDSI,
    TTA, TTC). All rights reserved.";
  reference "3GPP TS 28.541 5G Network Resource Model (NRM)";

  revision 2023-09-17 { reference CR-1042 ; }
  revision 2021-08-05 { reference S5-214053/CR-0518; }
  revision 2020-05-08 { reference S5-203316; }

  grouping CPCIconfigurationFunctionGrp {
    description "Represents the CPCIconfigurationFunction IOC.";

    leaf cPciConfigurationControl {
      description "This attribute determines whether the Centralized SON
        PCI configuration function is enabled or disabled.";
      type boolean;
      mandatory true;
    }

    leaf-list cSonPciList {
      type int32 { range "0..1007"; }
      min-elements 1;
      description "Holds a list of physical cell identities that can be
        assigned to the pci attribute by gNB. The assignment algorithm is not
        specified.
        See TS 38.211 clause 7.4.2.1 for legal values of pci.
        This attribute shall be supported if and only if the C-SON PCI
        configuration is supported.";
      reference "See TS 38.211 clause 7.4.2.1";
    }
  }

  grouping CPCIconfigurationFunctionSubtree {
    list CPCIconfigurationFunction {
      description "This IOC contains attributes to support the Cross
        Domain-Centralized SON function of PCI configuration

        In the case where multiple CPCIconfiguration MOIs exist at different
        levels of the containment tree, the CPCIconfiguration MOI at the lower
        level overrides the CPCIconfiguration MOIs at higher level(s) of the
        same containment tree.";
      reference "clause 7.2.1 in TS 28.313";
      key id;
      uses top3gpp:Top_Grp ;
      container attributes {
        uses CPCIconfigurationFunctionGrp ;
      }
    }
  }

  augment /me3gpp:ManagedElement/gnbdu3gpp:GNBDUFunction/nrcelldu3gpp:NRCellDU {
    if-feature nrcelldu3gpp:CPCIconfigurationFunction;
    uses CPCIconfigurationFunctionSubtree;
  }
  augment /me3gpp:ManagedElement {
    if-feature me3gpp:CPCIconfigurationFunction;
    uses CPCIconfigurationFunctionSubtree;
  }
  augment /subnet3gpp:SubNetwork {
    if-feature subnet3gpp:CPCIconfigurationFunction;
  }
}

```

```

    uses CPCIConfigurationFunctionSubtree;
  }
}
<CODE ENDS>

```

E.5.34 module _3gpp-nr-nrm-cesmanagementfunction.yang

```

<CODE BEGINS>
module _3gpp-nr-nrm-cesmanagementfunction {
  yang-version 1.1;
  namespace "urn:3gpp:sa5:_3gpp-nr-nrm-cesmanagementfunction";
  prefix "cesmf3gpp";

  import _3gpp-common-subnetwork { prefix subnet3gpp; }
  import _3gpp-common-top { prefix top3gpp; }
  import _3gpp-nr-nrm-nrcellcu { prefix nrcellcu3gpp; }
  import _3gpp-nr-nrm-gnbcucpfunction { prefix gnbcucp3gpp; }
  import _3gpp-common-managed-element { prefix me3gpp; }
  import _3gpp-5g-common-yang-types { prefix type5g3gpp; }

  organization "3GPP SA5";
  contact "https://www.3gpp.org/DynaReport/TSG-WG--S5--officials.htm?Itemid=464";
  description "Defines the YANG mapping of the CESManagementFunction
  Information Object Class (IOC) that is part of the NR Network Resource Model
  (NRM).
  Copyright 2023, 3GPP Organizational Partners (ARIB, ATIS, CCSA, ETSI, TSDSI,
  TTA, TTC). All rights reserved.";
  reference "3GPP TS 28.541 5G Network Resource Model (NRM)";

  revision 2023-09-17 { reference CR-1042 ; }
  revision 2021-08-05 { reference S5-214053/CR-0518; }
  revision 2020-05-08 { reference S5-203316; }

  grouping loadTimeThresholdGrp {
    description "Represents the the traffic load threshold and the time
    duration.";

    leaf loadThreshold {
      description "This attribute is used by distributed ES algorithms to allow
      a cell to enter the energySaving state.";
      type type5g3gpp:EnergySavingLoadThresholdT;
    }
    leaf timeDuration {
      description "The time duration indicates how long the traffic load
      (either for UL or DL) in the cell needs to have been above the
      threshold to wake up one or more original cells which have been
      provided backup coverage by the candidate cell.";
      type type5g3gpp:EnergySavingLoadThresholdT;
    }
  }
  grouping CESManagementFunctionGrp {
    description "Represents the CESManagementFunction IOC.";

    leaf cesSwitch {
      description "This attribute determines whether the Centralized SON energy
      saving function is enabled or disabled.";
      type boolean;
      default true;
    }
    list intraRatEsActivationOriginalCellLoadParameters {
      description "This attributes is relevant, if the cell acts as an original
      cell.This attribute indicates the traffic load threshold and the time
      duration, which are used by distributed ES algorithms to allow a cell
      to enter the energySaving state. The time duration indicates how long
      the load needs to have been below the threshold.";
      key loadThreshold;
      min-elements 1;
      max-elements 1;
      uses loadTimeThresholdGrp;
    }
    list intraRatEsActivationCandidateCellsLoadParameters {
      description "This attributes is relevant, if the cell acts as a candidate
      cell. This attribute indicates the traffic load threshold and the time
      duration, which are used by distributed ES algorithms level to allow an
      'original' cell to enter the energySaving state. Threshold and duration

```



```

are applied to the candidate cell(s) which will provides coverage
backup of an original cell when it is in the energySaving state. The
threshold applies in the same way for a candidate cell, no matter for
which original cell it will provide backup coverage.
The time duration indicates how long the traffic in the candidate cell
needs to have been below the threshold before any original cells which
will be provided backup coverage by the candidate cell enters energy
saving state.";
key loadThreshold;
min-elements 1;
max-elements 1;
uses loadTimeThresholdGrp;
}

list intraRatEsDeactivationCandidateCellsLoadParameters {
description "This attributes is relevant, if the cell acts as a candidate
cell. This attribute indicates the traffic load threshold and the time
duration which is used by distributed ES algorithms to allow a cell to
leave the energySaving state. Threshold and time duration are applied
to the candidate cell when it which provides coverage backup for the
cell in energySaving state. The threshold applies in the same way for a
candidate cell, no matter for which original cell it provides backup
coverage.
The time duration indicates how long the traffic in the candidate cell
needs to have been above the threshold to wake up one or more original
cells which have been provided backup coverage by the candidate cell.";
key loadThreshold;
min-elements 1;
max-elements 1;
uses loadTimeThresholdGrp;
}

list esNotAllowedTimePeriod {
description "This is a list of time periods during which
inter-RAT energy saving is not allowed";
key idx;

leaf idx {
type uint32;
}
uses EsNotAllowedTimePeriodGrp;
}

list interRatEsActivationOriginalCellParameters {
description "This attribute is relevant, if the cell acts as an original
cell. This attribute indicates the traffic load threshold and the time
duration, which are used by distributed inter-RAT ES algorithms to
allow an original cell to enter the energySaving state. The time
duration indicates how long the traffic load (both for UL and DL) needs
to have been below the threshold.

In case the original cell is an EUTRAN cell, the load information
refers to Composite Available Capacity Group IE (see 3GPP TS 36.413
[12] Annex B.1.5) and the following applies:
Load = (100 - 'Capacity Value' ) * 'Cell Capacity Class Value',
where 'Capacity Value' and 'Cell Capacity Class Value' are defined in
3GPP TS 36.423 [7].

In case the original cell is a UTRAN cell, the load information refers
to Cell Load Information Group IE (see 3GPP TS 36.413 [12] Annex B.1.5)
and the following applies:
Load= 'Load Value' * 'Cell Capacity Class Value', where 'Load Value'
and 'Cell Capacity Class Value' are defined in 3GPP TS 25.413 [19].

If the 'Cell Capacity Class Value' is not known, then 'Cell Capacity
Class Value' should be set to 1 when calculating the load, and the load
threshold should be set in range of 0..100.";
key loadThreshold;
min-elements 1;
max-elements 1;
uses loadTimeThresholdGrp;
}

list interRatEsActivationCandidateCellParameters {
description "This attribute is relevant, if the cell acts as a candidate
cell. This attribute indicates the traffic load threshold and the time
duration, which are used by distributed inter-RAT ES algorithms to
allow an original cell to enter the energySaving state. Threshold and

```

time duration are applied to the candidate cell(s) which will provides coverage backup of an original cell when it is in the energySaving state. The time duration indicates how long the traffic load (both for UL and DL) in the candidate cell needs to have been below the threshold before any original cells which will be provided backup coverage by the candidate cell enters energySaving state.

In case the candidate cell is a UTRAN or GERAN cell, the load information refers to Cell Load Information Group IE (see 3GPP TS 36.413 [12] Annex B.1.5) and the following applies:
 Load= 'Load Value' * 'Cell Capacity Class Value', where 'Load Value' and 'Cell Capacity Class Value' are defined in 3GPP TS 25.413 [19] (for UTRAN) / TS 48.008 [20] (for GERAN).

If the 'Cell Capacity Class Value' is not known, then 'Cell Capacity Class Value' should be set to 1 when calculating the load, and the load threshold should be set in range of 0..100.";

```

min-elements 1;
max-elements 1;
key loadThreshold;
uses loadTimeThresholdGrp;
}

list interRatEsDeactivationCandidateCellParameters {
  description "This attribute is relevant, if the cell acts as a candidate
  cell. This attribute indicates the traffic load threshold and the time
  duration which is used by distributed inter-RAT ES algorithms to allow
  an original cell to leave the energySaving state. Threshold and time
  duration are applied to the candidate cell which provides coverage
  backup for the cell in energySaving state.
  The time duration indicates how long the traffic load (either for UL or
  DL) in the candidate cell needs to have been above the threshold to
  wake up one or more original cells which have been provided backup
  coverage by the candidate cell.

  For the load see the definition of
  interRatEsActivationCandidateCellParameters.

  This attribute indicates the traffic load threshold and the time
  duration which is used by distributed inter-RAT ES algorithms to allow
  an original cell to leave the energySaving state.";
  key loadThreshold;
  min-elements 1;
  max-elements 1;
  uses loadTimeThresholdGrp;
}

leaf energySavingState {
  description "Specifies the status regarding the energy saving in the
  cell. If the value of energySavingControl is toBeEnergySaving, then it
  shall be tried to achieve the value isEnergySaving for the
  energySavingState. If the value of energySavingControl is
  toBeNotEnergySaving, then it shall be tried to achieve the value
  isNotEnergySaving for the energySavingState. ";
  type enumeration{
    enum isNotEnergySaving;
    enum isEnergySaving;
  }
}

leaf energySavingControl {
  description "This attribute allows the Cross Domain-Centralized SON
  energy saving function to initiate energy saving activation or
  deactivation.";
  type enumeration{
    enum toBeEnergySaving;
    enum toBeNotEnergySaving;
  }
}
}

grouping EsNotAllowedTimePeriodGrp {
  leaf startTime {
    description "Start of not allowed time period in UTC time zone.
    If set, the endTime must also be set. If not set, this is
    interpreted as around the clock.";
    must ../endTime;
    type type5g3gpp:UTC24TimeOfDayT;
  }
}

```

```

    }
    leaf endTime {
      description "If endTime has a lower value than startTime, it will
        be interpreted as referring to the following day.";
      must ../startTime;
      type type5g3gpp:UTC24TimeOfDayT;
    }
    leaf-list daysOfWeek {
      description "Specifies that the not allowed periods are only
        applicable to the specified days in UTC timezone. Every day if
        not set.";
      type type5g3gpp:DayOfWeekT;
    }
  }
}

grouping CESManagementFunctionSubtree {
  list CESManagementFunction {
    description "This IOC represents the management capabilities of
      Centralized SON Energy Saving (ES) functions. This is provided for
      Energy Saving purposes.

      In the case where multiple CESManagement MOIs exist at different
      levels of the containment tree, the CESManagement MOI at the lower
      level overrides the CESManagement MOIs at higher level(s) of the
      same containment tree.";
    reference "clause 6.2.2 in TS 28.310";
    key id;
    uses top3gpp:Top_Grp;
    container attributes {
      uses CESManagementFunctionGrp;
    }
  }
}

augment "/me3gpp:ManagedElement/gnbcucp3gpp:GNBCUCPFunction/" +
  "nrCellcu3gpp:NRCellCU" {
  if-feature nrCellcu3gpp:CESManagementFunction;
  uses CESManagementFunctionSubtree;
}

augment /me3gpp:ManagedElement {
  if-feature me3gpp:CESManagementFunction;
  uses CESManagementFunctionSubtree;
}

augment /subnet3gpp:SubNetwork {
  if-feature subnet3gpp:CESManagementFunction;
  uses CESManagementFunctionSubtree;
}
}
}
<CODE ENDS>

```

E.5.35 module _3gpp-nr-nrm-operatordu.yang

```

<CODE BEGINS>
module _3gpp-nr-nrm-operatordu {
  yang-version 1.1;
  namespace "urn:3gpp:sa5:_3gpp-nr-nrm-operatordu";
  prefix "operdu3gpp";

  import _3gpp-common-top { prefix top3gpp; }
  import _3gpp-common-managed-element { prefix me3gpp; }
  import _3gpp-nr-nrm-gnbdufunction {prefix gnbdu3gpp; }

  organization "3GPP SA5";
  contact "https://www.3gpp.org/DynaReport/TSG-WG--S5--officials.htm?Itemid=464";
  description "Defines the YANG mapping of the OperatorDU Information Object
    Class (IOC) that is part of the NR Network Resource Model (NRM).
    Copyright 2023, 3GPP Organizational Partners (ARIB, ATIS, CCSA, ETSI, TSDSI,
    TTA, TTC). All rights reserved.";
  reference "3GPP TS 28.541 5G Network Resource Model (NRM)";

  revision 2023-11-05 { reference CR-1131 ; }
  revision 2023-09-17 { reference CR-1042 ; }
  revision 2021-10-01 { reference "Initial revision"; }

  grouping OperatorDUGrp {
    description "Represents the OperatorDU IOC.";
  }
}

```

```

reference "3GPP TS 28.541";
uses gnbdu3gpp:GNBDUFunctionGrp {
  refine gNBId {
    mandatory true;
  }
  refine gNBIdLength {
    mandatory true;
  }
}
}
}

augment "/me3gpp:ManagedElement/gnbdu3gpp:GNBDUFunction" {

  list OperatorDU {
    description "This IOC contains attributes to support operator specific
    gNB-DU level information to support the NG-RAN Multi-Operator Core
    Network (NG-RAN MOCN) network sharing with multiple Cell Identity
    broadcast feature. An instance of OperatorDU <<IOC>> should be created
    and configured for each POP. When configured the attributes override
    those in parent GNBDUFunction instance.

    The OperatorDU <<IOC>> is only used to support NG-RAN MOCN with
    multiple cell identity broadcast feature. If NG-RAN MOCN with multiple
    cell identity broadcast feature is not supported, is not used.
    For scenarios with an F1 interface supporting multiple PLMN broadcast,
    the values of the EP_FlC and EP_FlU attributes contained by different
    OperatorDU of the same GNBDUFunction should be same.";
    key id;
    uses top3gpp:Top_Grp;
    container attributes {
      uses OperatorDUGrp;
    }
    uses gnbdu3gpp:GNBDUFunctionGrp;
  }
}
}
}
<CODE ENDS>

```

E.5.36 module _3gpp-nr-nrm-nroperatorcelldu.yang

```

<CODE BEGINS>
module _3gpp-nr-nrm-nroperatorcelldu {
  yang-version 1.1;
  namespace "urn:3gpp:sa5:_3gpp-nr-nrm-nroperatorcelldu";
  prefix "nropcelld3gpp";

  import _3gpp-common-top { prefix top3gpp; }
  import _3gpp-common-managed-element { prefix me3gpp; }
  import _3gpp-nr-nrm-operatordu { prefix operdu3gpp; }
  import _3gpp-5g-common-yang-types { prefix types5g3gpp; }
  import _3gpp-common-yang-types { prefix types3gpp; }
  import _3gpp-nr-nrm-gnbdufunction { prefix gnbdu3gpp; }

  organization "3GPP SA5";
  contact "https://www.3gpp.org/DynaReport/TSG-WG--S5--officials.htm?Itemid=464";
  description "Defines the YANG mapping of the OperatorDU Information Object
  Class (IOC) that is part of the NR Network Resource Model (NRM).
  Copyright 2023, 3GPP Organizational Partners (ARIB, ATIS, CCSA, ETSI, TSDSI,
  TTA, TTC). All rights reserved.";
  reference "3GPP TS 28.541 5G Network Resource Model (NRM)";

  revision 2023-09-17 { reference CR-1042 ; }
  revision 2021-10-01 { reference "Initial revision"; }

  grouping NROperatorCellDUGrp {
    description "Represents the NROperatorCellDU IOC.";
    reference "3GPP TS 28.541";
    uses operdu3gpp:OperatorDUGrp;

    leaf cellLocalId {
      description "Identifies an NR cell of a gNB. Together with the
      corresponding gNB identifier in forms the NR Cell Identity (NCI).";
      reference "NCI in 3GPP TS 38.300";
      type int32 { range "0..16383"; }
    }
  }
}

```

```

leaf administrativeState {
  description "Administrative state of the NROperatorCellDU. Indicates the
  permission to use or prohibition against using the cell, imposed
  through the OAM services.";
  type types3gpp:AdministrativeState;
  default LOCKED;
}

list pLMNInfoList {
  description "The pLMNInfoList is a list of pLMNInfo data type. It
  defines which PLMNs that can be served by the NR cell, and which
  S-NSSAIs that can be supported by the NR cell for corresponding PLMN
  in case of network slicing feature is supported. The pLMNId of the
  first entry of the list is the pLMNId used to construct the nCGI for
  the NR cell.";
  key "mcc mnc sd sst";
  min-elements 1;
  ordered-by user;
  uses types5g3gpp:PLMNInfo;
}

leaf nRTAC {
  description "The common 5GS Tracking Area Code for the PLMNs.";
  reference "3GPP TS 23.003, 3GPP TS 38.473";
  type types3gpp:Tac;
}

leaf-list nRCellDURef {
  description "Reference to corresponding NRCellDU instance.";
  type types3gpp:DistinguishedName;
}

}

augment "/me3gpp:ManagedElement/gnbdu3gpp:GNBDUFunction/operdu3gpp:OperatorDU"
{

  list NROperatorCellDU {
    description "Contains attributes to support 5G MOCN network sharing.";
    reference "3GPP TS 28.541";
    key id;
    uses top3gpp:Top_Grp;
    container attributes {
      uses NROperatorCellDUGrp;
    }
    uses gnbdu3gpp:GNBDUFunctionGrp;
  }
}
}
<CODE ENDS>

```

E.5.37 module _3gpp-nr-nrm-dlbofunction.yang

```

<CODE BEGINS>
module _3gpp-nr-nrm-dlbofunction {
  yang-version 1.1;
  namespace "urn:3gpp:sa5:_3gpp-nr-nrm-dlbofunction";
  prefix "dlbof3gpp";

  import _3gpp-common-subnetwork { prefix subnet3gpp; }
  import _3gpp-common-top { prefix top3gpp; }
  import _3gpp-nr-nrm-gnbcucpfunction { prefix gnbcucp3gpp; }
  import _3gpp-common-managed-element { prefix me3gpp; }
  import _3gpp-nr-nrm-nrcellcu { prefix nrcellcu3gpp; }

  organization "3GPP SA5";
  contact "https://www.3gpp.org/DynaReport/TSG-WG--S5--officials.htm?Itemid=464";
  description "Defines the YANG mapping of the DLBOFunction
  Information Object Class (IOC) that is part of the NR Network Resource
  Model (NRM).
  Copyright 2023, 3GPP Organizational Partners (ARIB, ATIS, CCSA, ETSI, TSDSI,
  TTA, TTC). All rights reserved.";
  reference "3GPP TS 28.541 5G Network Resource Model (NRM)";

  revision 2023-09-17 { reference CR-1042 ; }
  revision 2022-03-25 { reference "CR-0683"; }
}

```

```

revision 2021-10-22 { reference "CR-0577"; }

feature DLBOUnderGNBCUCPFFunction {
  description "The DLBOFunction shall be available under
  GNBCUCPFFunction";
}

feature DLBOUnderManagedElement {
  description "The DLBOFunction shall be available under
  ManagedElement";
}

feature DLBOUnderSubNetwork {
  description "The DLBOFunction shall be available under
  SubNetwork";
}
grouping DLBOFunctionGrp {
  description "Represents the DLBOFunction IOC.";

  leaf dlboControl {
    description "This attribute determines whether the LBO function is
    enabled or disabled.";
    type boolean;
  }

  leaf maximumDeviationHoTriggerLow {
    description "This parameter defines the maximum allowed lower
    deviation of the Handover Trigger, from the default point of
    operation.";
    type int32 { range "-20..20"; }
    units "0.5 dB";
  }

  leaf maximumDeviationHoTriggerHigh {
    description "This parameter defines the maximum allowed upper
    deviation of the Handover Trigger, from the default point of
    operation.";
    type int32 { range "-20..20"; }
    units "0.5 dB";
  }

  leaf minimumTimeBetweenHoTriggerChange {
    description "This parameter defines the minimum allowed time interval
    between two Handover Trigger change performed by MRO. This is used
    to control the stability and convergence of the algorithm.";
    type int32 { range "0..604800"; }
    units "1";
  }
}

grouping DLBOFunctionSubtree {
  list DLBOFunction {
    description "This IOC contains attributes to support the D-SON function
    of LBO.

    In the case where multiple DLBO MOIs exist at different levels of the
    containment tree, the DLBO MOI at the lower level overrides the DLBO
    MOIs at higher level(s) of the same containment tree.";
    reference "clause 7.1.2 in TS 28.313";
    key id;
    uses top3gpp:Top_Grp;
    container attributes {
      uses DLBOFunctionGrp;
    }
  }
}

augment "/me3gpp:ManagedElement/gnbcucp3gpp:GNBCUCPFFunction/" +
  "nrCellcu3gpp:NRCellCU" {
  if-feature DLBOUnderGNBCUCPFFunction;
  uses DLBOFunctionSubtree;
}

augment /me3gpp:ManagedElement {
  if-feature DLBOUnderManagedElement;
  uses DLBOFunctionSubtree;
}

augment /subnet3gpp:SubNetwork {

```

```

    if-feature DLBOUnderSubNetwork;
    uses DLBOFunctionSubtree;
  }
}
<CODE ENDS>

```

E.5.38 module _3gpp-nr-nrm-rimrsset.yang

```

<CODE BEGINS>
module _3gpp-nr-nrm-rimrsset {
  yang-version 1.1;
  namespace "urn:3gpp:sa5:_3gpp-nr-nrm-rimrsset";
  prefix "rrsset3gpp";

  import _3gpp-common-subnetwork { prefix subnet3gpp; }
  import _3gpp-common-top { prefix top3gpp; }
  import _3gpp-common-yang-types { prefix types3gpp; }

  organization "3GPP SA5";
  contact "https://www.3gpp.org/DynaReport/TSG-WG--S5--officials.htm?Itemid=464";
  description "Defines the YANG mapping of the RimRSSet Information Object
  Class (IOC) that is part of the NR Network Resource Model (NRM).
  Copyright 2023, 3GPP Organizational Partners (ARIB, ATIS, CCSA, ETSI, TSDSI,
  TTA, TTC). All rights reserved.";
  reference "3GPP TS 28.541 5G Network Resource Model (NRM)";

  revision 2023-09-17 { reference CR-1042 ; }
  revision 2021-10-28 { reference CR-0607 ; }

  grouping FrequencyDomainParaGrp {
    description "Configuration parameters of frequency domain resource to
    support RIM RS. ";

    leaf rimRSSubcarrierSpacing {
      type uint8 {
        range 0|1 ;
      }
      mandatory true;
      description
        "It is the subcarrier spacing configuration (u) for the RIM-RS.
        Subcarrier spacing delta-f=2^u*15 kHz. (see 38.211 subclause 5.3.3).";
    }

    leaf rIMRSBandwidth {
      type uint8 {
        range 1..96 ;
      }
      mandatory true;
      description "It is the bandwidth of the RIM-RS in resource blocks
      (see 38.211 subclause 5.3.3).
      For carrier bandwidth larger than 20MHz, this attribute should be
      96 if subcarrier spacing is 15kHz
      48 or 96 if subcarrier spacing is 30kHz
      For carrier bandwidth smaller than or equal to 20MHz, this attribute
      should be
      Minimum of {96 , bandwidth of downlink carrier in number of PRBs} if
      subcarrier spacing is 15kHz
      Minimum of {48, bandwidth of downlink carrier in number of PRBs } if
      subcarrier spacing is 30kHz";
    }

    leaf nrofGlobalRIMRSFrequencyCandidates {
      type uint8 {
        range 1|2|4 ;
      }
      mandatory true;
      description "The number of candidate frequency resources in the whole
      network (N_f^RIM) (see 38.211 subclause 7.4.1.6).";
    }

    leaf-list rimRSCommonCarrierReferencePoint {
      type int32 ;
    }

    leaf rimRSStartingFrequencyOffsetIdList {
      type uint32 {

```

```

    range 0..550;
  }
  must 'count(.) = ../nrofGlobalRIMRSFrequencyCandidates' {
    error-message
      "The multiplicity must be equal to nrofGlobalRIMRSFrequencyCandidates";
  }
  description "List of configured frequency offsets in units of resource
  blocks, where each element is the frequency offset relative to a
  configured reference point for RIM-RS. The size of the list is
  nrofGlobalRIMRSFrequencyCandidates and the resulting frequency resource
  blocks of RIM-RS corresponding to different configured frequency offset
  have no overlapping bandwidth. (see 38.211 subclause 7.4.1.6).

  allowedValues: 0..maxNrofPhysicalResourceBlocks-1 where
  maxNrofPhysicalResourceBlocks = 550";
}
}

grouping SequenceDomainParaGrp {
  description "Configuration parameters of sequence domain resource to
  support RIM RS. ";

  leaf nrofRIMRSSequenceCandidatesofRS1 {
    type uint8 {
      range 1..8 ;
    }
    mandatory true;
    description "The number of candidate sequences assigned for RIM RS-1
    (N_s^RIM,1) (see 38.211 [subclause 7.4.1.6). It should be even when
    enableEnoughNotEnoughIndication for RS-1 is ON";
  }

  leaf-list rimRSScrambleIdListofRS1 {
    type uint32 {
      range 0..1023 ;
    }
    must 'count(.) = ../nrofRIMRSSequenceCandidatesofRS1' {
      error-message
        "The multiplicity must be equal to nrofRIMRSSequenceCandidatesofRS1";
    }
    description "List of configured scrambling identities for RIM RS-1 (
    see 38.211 [subclause 7.4.1.6). The size of the list is
    nrofRIMRSSequenceCandidatesofRS1.";
  }

  leaf nrofRIMRSSequenceCandidatesofRS2 {
    type uint8 {
      range 1..8 ;
    }
    mandatory true;
    description "The number of candidate sequences assigned for RIM RS-2
    (N_s^RIM,2) (see 38.211 subclause 7.4.1.6).";
  }

  leaf rimRSScrambleIdListofRS2 {
    type uint32 {
      range 0..1023 ;
    }
    must 'count(.) = ../nrofRIMRSSequenceCandidatesofRS2' {
      error-message
        "The multiplicity must be equal to nrofRIMRSSequenceCandidatesofRS2";
    }
    description "List of configured scrambling identities for RIM RS-2 (
    see 38.211 subclause 7.4.1.6).
    The size of the list is nrofRIMRSSequenceCandidatesofRS2.";
  }

  leaf enableEnoughNotEnoughIndication {
    type types3gpp:EnabledDisabled;
    default DISABLED;
    description "It is indication of whether 'Enough'/'Not enough' indication
    functionality is enabled for RIM RS-1 (see 38.211 subclause 7.4.1.6).

    If the indication is 'ENABLED', the first half of
    nrofRIMRSSequenceCandidatesofRS1 sequences indicates 'Not enough
    mitigation', and the second half indicates 'Enough mitigation', where,
    'Enough mitigation' indicates that IoT going back to certain level at
    victim side and/or no further interference mitigation actions are

```



```

needed at aggressor side
'Not enough mitigation' indicates that IoT exceeding certain level at
victim side and/or further interference mitigation actions are needed
at aggressor side

enableEnoughNotEnoughIndication is equivalent to EnoughIndication
(see 38.211 subclause 7.4.1.6);
}

leaf RIMRSScrambleTimerMultiplier {
  type uint32 {
    range 0..2147483647;
  }
  mandatory true;
  description "It is parameter multiplier factor gamma for initialization
seed of the pseudo-random sequence c~(i)
(see 38.211 subclause 7.4.1.6.2).
allowedValues: 0,1...2^31-1";
}

leaf RIMRSScrambleTimerOffset {
  type uint32 {
    range 0..2147483647;
  }
  mandatory true;
  description "It is parameter offset delta for initialization seed of
the pseudo-random sequence c~(i) (see 38.211 subclause 7.4.1.6.2).
allowedValues: 0,1...2^31-1";
}
}

grouping TimeDomainParaGrp {
  description "Configuration parameters of time domain resource to
support RIM RS. ";

  leaf dlULSwitchingPeriod1 {
    type enumeration {
      enum MS0P5;
      enum MS0P625;
      enum MS1;
      enum MS1P25;
      enum MS2;
      enum MS2P5;
      enum MS3;
      enum MS4;
      enum MS5;
      enum MS10;
      enum MS20;
    }
    mandatory true;
    description "This attribute is used to configure the first uplink-downlink
switching period (P1) for RIM RS transmission in the network, where one
RIM RS is configured in one uplink-downlink switching period.
(see 38.211 subclause 7.4.1.6).

When only one TDD-UL-DL-Pattern is configured, only
dl-UL-SwitchingPeriod1 is configured, where P1 equals to the
transmission periodicity of the TDD-UL-DL-Pattern.
When two concatenated TDD-UL-DL-Patterns are configured, and RIM-RS
resources is configured only in one of the TDD patterns, only
dl-UL-SwitchingPeriod1 is configured, where P1 equals to the addition
of the concatenated transmission periodicity of the two
TDD-UL-DL-Patterns.
When two concatenated TDD-UL-DL-Patterns are configured, and RIM-RS
resources are configured in both TDD patterns, both
dl-UL-SwitchingPeriod1 and dl-UL-SwitchingPeriod2 are configured,
where P1 equals to the transmission periodicity of the first
TDD-UL-DL-Pattern.

P1 is equivalent to  $T_{(per,1)}^{RIM}$  (see 38.211, subclause 7.4.1.6).

allowedValues:
MS0P5, MS0P625, MS1, MS1P25, MS2, MS2P5, MS4, MS5, MS10, MS20,
if a single uplink-downlink period is configured for RIM-RS purposes;
MS0P5, MS0P625, MS1, MS1P25, MS2, MS2P5, MS3, MS4, MS5, MS10, MS20,
if two uplink-downlink periods are configured for RIM-RS purposes.";
}
}

```

```

leaf symbolOffsetOfReferencePoint1 {
  type uint32 {
    range 2..327679 ;
  }
  mandatory true;
  description "This attribute is used to configure the reference point in
the first uplink-downlink switching period, which is the symbols offset
of the reference point after the starting boundary of the first
uplink-downlink switching period. It's Configured together with
dl-UL-SwitchingPeriod1 (see 38.211 subclause 7.4.1.6).

When only one TDD-UL-DL-Pattern is configured, the reference point
configured for the first uplink-downlink switching period is the DL
transmission boundary of the TDD-UL-DL-Pattern.
When two concatenated TDD-UL-DL-Patterns are configured, and RIM-RS
resources is configured only in one of the TDD patterns, the reference
point configured for the first uplink-downlink switching period is the
DL transmission boundary of the TDD-UL-DL-Pattern where the RIM-RS
resource is configured.
When two concatenated TDD-UL-DL-Patterns are configured, and RIM-RS
resources are configured in both TDD patterns, the reference points
configured for first uplink-downlink switching period is the DL
transmission boundary of the first TDD-UL-DL-Pattern.

allowedValues: 2, 3..20*2*maxNrofSymbols-1, where maxNrofSymbols=14";
}

leaf dlULSwitchingPeriod2 {
  type enumeration {
    enum MS0P5;
    enum MS0P625;
    enum MS1;
    enum MS1P25;
    enum MS2;
    enum MS2P5;
    enum MS3;
    enum MS4;
    enum MS5;
    enum MS10;
  }
  mandatory true;
  description "Used to configure the second uplink-downlink switching
period (P2) for RIM RS transmission in the network, where one RIM RS is
configured in one uplink-downlink switching period
(see 38.211 subclause 7.4.1.6).

When two concatenated TDD-UL-DL-Patterns are configured, and RIM-RS
resources are configured in both TDD patterns, both
dl-UL-SwitchingPeriod1 and dl-UL-SwitchingPeriod2 are configured,
where P2 equals to the transmission periodicity of the second
TDD-UL-DL-Pattern, and where (P1 + P2) divides 20 ms.

allowedValues: MS0P5, MS0P625, MS1, MS1P25, MS2, MS2P5, MS3, MS4, MS5,
MS10

P2 is equivalent to  $T_{\text{per},2}^{\text{RIM}}$  (see 38.211 subclause 7.4.1.6)";
}

leaf symbolOffsetOfReferencePoint2 {
  type uint32 {
    range 2..327679 ;
  }
  mandatory true;
  description "This attribute is used to configure the reference point in
the second uplink-downlink switching period, which is the symbol offset
of the reference point after starting boundary of the second
uplink-downlink switching period. Configured together with
dl-UL-SwitchingPeriod2 (see 38.211 subclause 7.4.1.6).
When two concatenated TDD-UL-DL-Patterns are configured, and RIM-RS
resources are configured in both TDD patterns, the reference points
configured for second uplink-downlink switching period is the
DL transmission boundary of the second TDD-UL-DL-Pattern.

allowedValues: 2, 3..20*2*maxNrofSymbols-1, where maxNrofSymbols=14";
}

leaf totalNrofSetIdofRS1 {
  type uint32 {

```

```

    range 0..4194303 ;
  }
  mandatory true;
  description "It is the total number of set IDs for RIM RS-1
    (N_setID ^RIM,1) (see 38.211 subclause 7.4.1.6).

    allowedValues: 0,1...2^22-1";
}

leaf totalNrofSetIdofRS2 {
  type uint32 {
    range 0..4194304 ;
  }
  mandatory true;
  description "It is the total number of set IDs for RIM RS-2
    (N_setID^RIM,2) (see 38.211 subclause 7.4.1.6).

    allowedValues: 0,1...2^22";
}

leaf nrofConsecutiveRIMRS1 {
  type uint8 {
    range 1|2|4|8 ;
  }
  mandatory true;
  description "It is the number of consecutive uplink-downlink switching
    periods for RS-1 (R1) for repetition/near-far indication:.
    (see 38.211 subclause 7.4.1.6).

    allowedValues: 1,2,4,8";
}

leaf nrofConsecutiveRIMRS2 {
  type uint8 {
    range 1|2|4|8 ;
  }
  mandatory true;
  description "It is the number of consecutive uplink-downlink switching
    periods for RS-2 (R2) for repetition/near-far indication.
    (see 38.211 subclause 7.4.1.6).

    allowedValues: 1,2,4,8";
}

leaf-list consecutiveRIMRS1List {
  type uint32 {
    range 2..327679 ;
  }
  description "It is used to configure the OFDM symbol position(s) of RIM
    RS-1 within the uplink-downlink switching period. It is a list of symbol
    offset of RIM RS-1 (N_symb,ref^(RIM,1)) before the reference point.
    The size of the list is nrofConsecutiveRIMRS1
    (see 38.211 subclause 7.4.1.6).
    The resulting RIM RS-1 symbols and its reference point shall belong to
    the same 10ms frame.

    allowedValues: 2,3..20*2**maxNrofSymbols-1, where maxNrofSymbols=14";
}

leaf-list consecutiveRIMRS2List {
  type uint32 {
    range 2..327679 ;
  }
  description "It is used to configure the OFDM symbol position(s) of
    RIM RS-2 within the uplink-downlink switching period. It is a list of
    symbol offset of RIM RS-2 (N_symb,ref^(RIM,2)) before the reference
    point. The size of the list is nrofConsecutiveRIMRS2
    (see 38.211 subclause 7.4.1.6).
    The resulting RIM RS-2 symbols and its reference point shall belong to
    the same 10ms frame.

    allowedValues: 2,3..20*2**maxNrofSymbols-1, where maxNrofSymbols=14";
}

leaf enableNearFarIndicationRS1 {
  type types3gpp:EnabledDisabled;
  default DISABLED;
  description "It is indication of whether near-far functionality is enabled

```

```

    for RIM RS1.

    If the indication is 'ENABLED',
    the first half of nrofConsecutiveRIMRS1 (R1) consecutive uplink-downlink
    switching period is for 'Near' indication with R1/2 repetitions,
    the second half of R1 consecutive uplink-downlink switching period is
    for 'Far' indication with R1/2 repetitions.";
}

leaf enablenearfarIndicationRS2 {
    type types3gpp:EnabledDisabled;
    default DISABLED;
    description "It is indication of whether near-far functionality is enabled
    for RIM RS2.

    If the indication is 'enable',
    the first half of nrofConsecutiveRIMRS2 (R2) consecutive uplink-downlink
    switching period is for 'Near' indication with R2/2 repetitions,
    the second half of R2 consecutive uplink-downlink switching period is
    for 'Far' indication with R2/2 repetitions.";
}
}

grouping RimRSGlobalGrp {
    description "Represents the RimRSGlobal IOC.";

    list frequencyDomainPara {
        key rimRSSubcarrierSpacing;
        min-elements 1;
        max-elements 1;
        description "Configuration parameters of frequency domain resource to
        support RIM RS. ";
        uses FrequencyDomainParaGrp;
    }

    list sequenceDomainPara {
        key nrofRIMRSSequenceCandidatesofRS1;
        min-elements 1;
        max-elements 1;
        description "Configuration parameters of sequence domain resource to
        support RIM RS. ";
        uses SequenceDomainParaGrp;
    }

    list timeDomainPara {
        key dlULSwitchingPeriod1;
        min-elements 1;
        max-elements 1;
        description "Configuration parameters of time domain resource to
        support RIM RS. ";
        uses TimeDomainParaGrp;
    }
}

grouping RimRSSetGrp {
    description "Represents the RimRSSet IOC.";

    leaf setId {
        type uint32 {
            range 0..4194303 ;
        }
        mandatory true;
        description "This specifies the set ID of a victim Set (RIM-RS1 Set) or
        aggressor Set (RIM-RS2 set). (See subclause 7.4.1.6 in TS 38.211).

        allowedValues: The bit length of the set ID is maximum 22bit.";
    }

    leaf setType {
        type enumeration {
            enum RS1;
            enum RS2;
        }
        mandatory true;
        description "The attribute specifies type of a RIM-RS Set .
        RIM RS1 is generated and transmitted by victim to indicate its suffering
        remote interference, and RIM RS2 is generated and transmitted by
        aggressor to measure if Remote Interference still exist

```


Annex F (normative):
Void

Annex G (normative): OpenAPI definition of the 5GC NRM

G.1 General

This annex contains the OpenAPI definition of the NR NRM in YAML format.

The Information Service (IS) of the NR NRM is defined in clause 4.

Mapping rules to produce the OpenAPI definition based on the IS are defined in TS 32.160 [47].

G.2 Void

G.3 Void

G.4 Solution Set (SS) definitions

G.4.1 Void

G.4.2 Void

G.4.3 OpenAPI document "TS28541_5GcNrm.yaml"

```
<CODE BEGINS>
openapi: 3.0.1
info:
  title: 3GPP 5GC NRM
  version: 17.16.0
  description: >-
    OAS 3.0.1 specification of the 5GC NRM
    © 2024, 3GPP Organizational Partners (ARIB, ATIS, CCSA, ETSI, TSDSI, TTA, TTC).
    All rights reserved.
externalDocs:
  description: 3GPP TS 28.541; 5G NRM, 5GC NRM
  url: http://www.3gpp.org/ftp/Specs/archive/28_series/28.541/
paths: {}
components:
  schemas:

#----- Definition of types-----

AmfIdentifier:
  type: object
  description: 'AmfIdentifier comprise of amfRegionId, amfSetId and amfPointer'
  properties:
    amfRegionId:
```

```

    $ref: '#/components/schemas/AmfRegionId'
  amfSetId:
    $ref: '#/components/schemas/AmfSetId'
  amfPointer:
    $ref: '#/components/schemas/AmfPointer'
AmfRegionId:
  type: integer
  description: AmfRegionId is defined in TS 23.003
  maximum: 255
AmfSetId:
  type: string
  description: AmfSetId is defined in TS 23.003
  maximum: 1023
AmfPointer:
  type: integer
  description: AmfPointer is defined in TS 23.003
  maximum: 63
IpEndPoint:
  type: object
  properties:
    ipv4Address:
      $ref: 'TS28623_ComDefs.yaml#/components/schemas/Ipv4Addr'
    ipv6Address:
      $ref: 'TS28623_ComDefs.yaml#/components/schemas/Ipv6Addr'
    ipv6Prefix:
      $ref: 'TS28623_ComDefs.yaml#/components/schemas/Ipv6Prefix'
    transport:
      $ref: 'TS28623_GenericNrm.yaml#/components/schemas/TransportProtocol'
    port:
      type: integer
NFProfileList:
  type: array
  description: List of NF profile
  items:
    $ref: '#/components/schemas/NFProfile'
NFProfile:
  type: object
  description: 'NF profile stored in NRF, defined in TS 29.510'
  properties:
    nfInstanceId:
      type: string
      description: uuid of NF instance
    nfType:
      $ref: 'TS28623_GenericNrm.yaml#/components/schemas/NFType'
    nfStatus:
      $ref: '#/components/schemas/NFStatus'
    plmn:
      type: array
      items:
        $ref: 'TS28623_ComDefs.yaml#/components/schemas/PlmnId'
    sNssais:
      type: array
      items:
        $ref: 'TS28541_NrNrm.yaml#/components/schemas/Snssai'
    fqdn:
      $ref: 'TS28623_ComDefs.yaml#/components/schemas/Fqdn'
    interPlmnFqdn:
      $ref: 'TS28623_ComDefs.yaml#/components/schemas/Fqdn'
    nfServices:
      type: array
      items:
        $ref: '#/components/schemas/NFService'
NFService:
  type: object
  description: NF Service is defined in TS 29.510
  properties:
    serviceInstanceId:
      type: string
    serviceName:
      type: string
    versions:
      type: array
      items:
        type: string
    schema:
      type: string
    fqdn:
      $ref: 'TS28623_ComDefs.yaml#/components/schemas/Fqdn'

```



```

interPlmnFqdn:
  $ref: 'TS28623_ComDefs.yaml#/components/schemas/Fqdn'
ipEndpoints:
  type: array
  items:
    $ref: '#/components/schemas/IpEndPoint'
apiPrefix:
  type: string
allowedPlmns:
  type: array
  items:
    $ref: 'TS28623_ComDefs.yaml#/components/schemas/PlmnId'
allowedNfTypes:
  type: array
  items:
    $ref: 'TS28623_GenericNrm.yaml#/components/schemas/NFType'
allowedNssais:
  type: array
  items:
    $ref: 'TS28541_NrNrm.yaml#/components/schemas/Snssai'
NFStatus:
  type: string
  description: any of enumerated value
  enum:
    - REGISTERED
    - SUSPENDED
CNSIIidList:
  type: array
  items:
    $ref: '#/components/schemas/CNSIIid'
CNSIIid:
  type: string
  description: CNSI Id is defined in TS 29.531, only for Core Network
TACList:
  type: array
  items:
    $ref: 'TS28623_GenericNrm.yaml#/components/schemas/Tac'
WeightFactor:
  type: integer
UdmInfo:
  type: object
  properties:
    nFSrvGroupId:
      type: string
AusfInfo:
  type: object
  properties:
    nFSrvGroupId:
      type: string
UpfInfo:
  type: object
  properties:
    smfServingAreas:
      type: string
SupportedDataSetId:
  type: string
  description: any of enumerated value
  enum:
    - SUBSCRIPTION
    - POLICY
    - EXPOSURE
    - APPLICATION
Udrinfo:
  type: object
  properties:
    supportedDataSetIds:
      type: array
      items:
        $ref: '#/components/schemas/SupportedDataSetId'
    nFSrvGroupId:
      type: string
NFInfo:
  oneOf:
    - $ref: '#/components/schemas/UdmInfo'
    - $ref: '#/components/schemas/AusfInfo'
    - $ref: '#/components/schemas/UpfInfo'
    - $ref: '#/components/schemas/Udrinfo'
NotificationType:

```

```

type: string
enum:
  - N1_MESSAGES
  - N2_INFORMATION
  - LOCATION_NOTIFICATION
  - DATA_REMOVAL_NOTIFICATION
  - DATA_CHANGE_NOTIFICATION
  - LOCATION_UPDATE_NOTIFICATION
  - NSSAA_REAUTH_NOTIFICATION
  - NSSAA_REVOC_NOTIFICATION
DefaultNotificationSubscription:
  type: object
  properties:
    notificationType:
      $ref: '#/components/schemas/NotificationType'
    callbackURI:
      type: string
    nlMessageClass:
      type: boolean
    n2InformationClass:
      type: boolean
    versions:
      type: string
    binding:
      type: string
ManagedNFProfile:
  type: object
  properties:
    nfInstanceID:
      type: string
    interPlmnFqdn:
      $ref: 'TS28623_ComDefs.yaml#/components/schemas/Fqdn'
    nfType:
      $ref: 'TS28623_GenericNrm.yaml#/components/schemas/NFType'
    heartbeatTimer:
      type: integer
    authzInfo:
      type: string
    hostAddr:
      $ref: 'TS28623_ComDefs.yaml#/components/schemas/HostAddr'
    allowedPLMNs:
      type: array
      items:
        $ref: 'TS28623_ComDefs.yaml#/components/schemas/PlmnId'
    sNPnList:
      type: array
      items:
        $ref: '#/components/schemas/SnpnId'
    allowedSNPNs:
      type: array
      items:
        $ref: '#/components/schemas/SnpnId'
    allowedNfTypes:
      type: array
      items:
        $ref: 'TS28623_GenericNrm.yaml#/components/schemas/NFType'
    allowedNfDomains:
      type: array
      items:
        type: string
    allowedNSSAIs:
      type: array
      items:
        $ref: 'TS28541_NrNrm.yaml#/components/schemas/Snssai'
    locality:
      type: string
    nfInfo:
      $ref: '#/components/schemas/NFInfo'
    capacity:
      type: integer
    nfSetIdList:
      type: array
      items:
        type: string
    servingScope:
      type: array
      items:
        type: string

```

```
nfSetRecoveryTimeList:
  type: array
  items:
    $ref: 'TS28623_ComDefs.yaml#/components/schemas/DateTime'
scpDomains:
  type: array
  items:
    type: string
recoveryTime:
  $ref: 'TS28623_ComDefs.yaml#/components/schemas/DateTime'
nfServicePersistence:
  type: boolean
nfProfileChangesSupportInd:
  type: boolean
defaultNotificationSubscriptions:
  type: array
  items:
    $ref: '#/components/schemas/DefaultNotificationSubscription'
  minItems: 1
serviceSetRecoveryTimeList:
  type: array
  items:
    $ref: 'TS28623_ComDefs.yaml#/components/schemas/DateTime'
  minItems: 1
vendorId:
  type: string
SEPPType:
  type: string
  description: any of enumerated value
  enum:
    - CSEPP
    - PSEPP
SupportedFunc:
  type: object
  properties:
    function:
      type: string
    policy:
      type: string
SupportedFuncList:
  type: array
  items:
    $ref: '#/components/schemas/SupportedFunc'
CommModelType:
  type: string
  description: any of enumerated value
  enum:
    - DIRECT_COMMUNICATION_WO_NRF
    - DIRECT_COMMUNICATION_WITH_NRF
    - INDIRECT_COMMUNICATION_WO_DEDICATED_DISCOVERY
    - INDIRECT_COMMUNICATION_WITH_DEDICATED_DISCOVERY
CommModel:
  type: object
  properties:
    groupId:
      type: integer
    commModelType:
      $ref: '#/components/schemas/CommModelType'
    targetNFServiceList:
      $ref: 'TS28623_ComDefs.yaml#/components/schemas/DnList'
    commModelConfiguration:
      type: string
CommModelList:
  type: array
  items:
    $ref: '#/components/schemas/CommModel'
CapabilityList:
  type: array
  items:
    type: string
FiveQiDscpMapping:
  type: object
  properties:
    fiveQIValues:
      type: array
      items:
        type: integer
    dscp:
```

```

    type: integer
NetworkSliceInfo:
  type: object
  properties:
    sNSSAI:
      $ref: 'TS28541_NrNrm.yaml#/components/schemas/Snssai'
    cnsIIId:
      $ref: '#/components/schemas/CNSIIId'
    networkSliceRef:
      $ref: 'TS28623_ComDefs.yaml#/components/schemas/DnList'
NetworkSliceInfoList:
  type: array
  items:
    $ref: '#/components/schemas/NetworkSliceInfo'

PacketErrorRate:
  type: object
  properties:
    scalar:
      type: integer
    exponent:
      type: integer

GtpUPathDelayThresholdsType:
  type: object
  properties:
    n3AveragePacketDelayThreshold:
      type: integer
    n3MinPacketDelayThreshold:
      type: integer
    n3MaxPacketDelayThreshold:
      type: integer
    n9AveragePacketDelayThreshold:
      type: integer
    n9MinPacketDelayThreshold:
      type: integer
    n9MaxPacketDelayThreshold:
      type: integer
QFPacketDelayThresholdsType:
  type: object
  properties:
    thresholdDl:
      type: integer
    thresholdUl:
      type: integer
    thresholdRtt:
      type: integer

QosData:
  type: object
  properties:
    qosId:
      type: string
    fiveQIValue:
      type: integer
    maxbrUl:
      $ref: 'TS29571_CommonData.yaml#/components/schemas/BitRateRm'
    maxbrDl:
      $ref: 'TS29571_CommonData.yaml#/components/schemas/BitRateRm'
    gbrUl:
      $ref: 'TS29571_CommonData.yaml#/components/schemas/BitRateRm'
    gbrDl:
      $ref: 'TS29571_CommonData.yaml#/components/schemas/BitRateRm'
    arp:
      $ref: 'TS29571_CommonData.yaml#/components/schemas/Arp'
    qosNotificationControl:
      type: boolean
    reflectiveQos:
      type: boolean
    sharingKeyDl:
      type: string
    sharingKeyUl:
      type: string
    maxPacketLossRateDl:
      $ref: 'TS29571_CommonData.yaml#/components/schemas/PacketLossRateRm'
    maxPacketLossRateUl:
      $ref: 'TS29571_CommonData.yaml#/components/schemas/PacketLossRateRm'
    extMaxDataBurstVol:

```

```
    $ref: 'TS29571_CommonData.yaml#/components/schemas/ExtMaxDataBurstVolRm'

QosDataList:
  type: array
  items:
    $ref: '#/components/schemas/QosData'

SteeringMode:
  type: object
  properties:
    steerModeValue:
      $ref: 'TS29512_Npcf_SMPolicyControl.yaml#/components/schemas/SteerModeValue'
    active:
      $ref: 'TS29571_CommonData.yaml#/components/schemas/AccessType'
    standby:
      $ref: 'TS29571_CommonData.yaml#/components/schemas/AccessTypeRm'
    threeGLoad:
      $ref: 'TS29571_CommonData.yaml#/components/schemas/Uinteger'
    prioAcc:
      $ref: 'TS29571_CommonData.yaml#/components/schemas/AccessType'

TrafficControlData:
  type: object
  properties:
    tcId:
      type: string
    flowStatus:
      $ref: 'TS29514_Npcf_PolicyAuthorization.yaml#/components/schemas/FlowStatus'
    redirectInfo:
      $ref: 'TS29512_Npcf_SMPolicyControl.yaml#/components/schemas/RedirectInformation'
    addRedirectInfo:
      type: array
      items:
        $ref: 'TS29512_Npcf_SMPolicyControl.yaml#/components/schemas/RedirectInformation'
      minItems: 1
    muteNotif:
      type: boolean
    trafficSteeringPolIdDl:
      type: string
      nullable: true
    trafficSteeringPolIdUl:
      type: string
      nullable: true
    routeToLocs:
      type: array
      items:
        $ref: 'TS29571_CommonData.yaml#/components/schemas/RouteToLocation'
    traffCorreInd:
      type: boolean
    upPathChgEvent:
      $ref: 'TS29512_Npcf_SMPolicyControl.yaml#/components/schemas/UpPathChgEvent'
    steerFun:
      $ref: 'TS29512_Npcf_SMPolicyControl.yaml#/components/schemas/SteeringFunctionality'
    steerModeDl:
      $ref: '#/components/schemas/SteeringMode'
    steerModeUl:
      $ref: '#/components/schemas/SteeringMode'
    mulAccCtrl:
      $ref: 'TS29512_Npcf_SMPolicyControl.yaml#/components/schemas/MulticastAccessControl'
    snssaiList:
      $ref: '#/components/schemas/SnssaiList'

TrafficControlDataList:
  type: array
  items:
    $ref: '#/components/schemas/TrafficControlData'

PccRule:
  type: object
  properties:
    pccRuleId:
      type: string
      description: Univocally identifies the PCC rule within a PDU session.
    flowInfoList:
      type: array
      items:
        $ref: 'TS29512_Npcf_SMPolicyControl.yaml#/components/schemas/FlowInformation'
    applicationId:
```

```
    type: string
  appDescriptor:
    $ref: 'TS29512_Npcf_SMPolicyControl.yaml#/components/schemas/ApplicationDescriptor'
  contentVersion:
    $ref: 'TS29514_Npcf_PolicyAuthorization.yaml#/components/schemas/ContentVersion'
  precedence:
    $ref: 'TS29571_CommonData.yaml#/components/schemas/UInteger'
  afSigProtocol:
    $ref: 'TS29512_Npcf_SMPolicyControl.yaml#/components/schemas/AfSigProtocol'
  isAppRelocatable:
    type: boolean
  isUeAddrPreserved:
    type: boolean
  qosData:
    type: array
    items:
      $ref: '#/components/schemas/QosDataList'
  altQosParams:
    type: array
    items:
      $ref: '#/components/schemas/QosDataList'
  trafficControlData:
    type: array
    items:
      $ref: '#/components/schemas/TrafficControlDataList'
  conditionData:
    $ref: 'TS29512_Npcf_SMPolicyControl.yaml#/components/schemas/ConditionData'
  tscaiInputDl:
    $ref: 'TS29514_Npcf_PolicyAuthorization.yaml#/components/schemas/TscaiInputContainer'
  tscaiInputUl:
    $ref: 'TS29514_Npcf_PolicyAuthorization.yaml#/components/schemas/TscaiInputContainer'

SnssaiInfo:
  type: object
  properties:
    plmnInfo:
      $ref: 'TS28541_NrNrm.yaml#/components/schemas/PlmnInfo'
    administrativeState:
      $ref: 'TS28623_ComDefs.yaml#/components/schemas/AdministrativeState'

NsacfInfoSnssai:
  type: object
  properties:
    SnssaiInfo:
      $ref: '#/components/schemas/SnssaiInfo'
    isSubjectToNsac:
      type: boolean
    maxNumberOfUEs:
      type: integer
    eACMode:
      type: string
      enum:
        - INACTIVE
        - ACTIVE
    activeEacThreshold:
      type: integer
    deactivateEacThreshold:
      type: integer
    numberOfUEs:
      type: integer
    ueIdList:
      type: array
      items:
        type: string
    maxNumberOfPDUSessions:
      type: integer

NRTACRange:
  type: object
  properties:
    nRTACstart:
      type: string
    nRTACend:
      type: string
    nRTACpattern:
      type: string

TaiRange:
```

```
type: object
properties:
  plmnId:
    $ref: 'TS28623_ComDefs.yaml#/components/schemas/PlmnId'
  nRTACRangelist:
    type: array
    items:
      $ref: '#/components/schemas/NRTACRange'

GUAMInfo:
  type: object
  properties:
    pLMNID:
      $ref: 'TS28623_ComDefs.yaml#/components/schemas/PlmnId'
    aMFIentifier:
      type: integer

SupportedBMOList:
  type: array
  items:
    type: string

ECSAddrConfigInfo:
  type: array
  items:
    type: string

DnnSmfInfoItem:
  type: object
  properties:
    dnn:
      type: string
    dnaiList:
      type: array
      items:
        type: string

SNssaiSmfInfoItem:
  type: object
  properties:
    sNSSAI:
      $ref: 'TS28541_NrNrm.yaml#/components/schemas/Snssai'
    dnnSmfInfoList:
      type: array
      items:
        $ref: '#/components/schemas/DnnSmfInfoItem'

5GCNFConnEcmInfoList:
  type: array
  items:
    $ref: '#/components/schemas/5GCNFConnEcmInfo'

5GCNFConnEcmInfo:
  type: object
  description: 'Store the 5GC NF connection information'
  properties:
    5GCNFType:
      type: string
      enum:
        - PCF
        - NEF
        - SCEF
    5GCNFIpAddress:
      type: string
    5GCNFRef:
      $ref: 'TS28623_ComDefs.yaml#/components/schemas/Dn'

UPFConnectionInfo:
  type: object
  properties:
    uPFIpAddress:
      type: string
    uPFRef:
      $ref: 'TS28623_ComDefs.yaml#/components/schemas/Dn'

SnssaiList:
  type: array
  items:
    $ref: 'TS28541_NrNrm.yaml#/components/schemas/Snssai'

SnpnId:
```

```

    type: object
  properties:
    mcc:
      $ref: 'TS28623_ComDefs.yaml#/components/schemas/Mcc'
    mnc:
      $ref: 'TS28623_ComDefs.yaml#/components/schemas/Mnc'
    nid:
      type: string
  TailList:
    type: array
    items:
      $ref: 'TS28623_GenericNrm.yaml#/components/schemas/Tai'

#----- Definition of concrete IOCs -----
  ProvMnS:
    oneOf:
      - type: object
        properties:
          SubNetwork:
            $ref: '#/components/schemas/SubNetwork-Multiple'
      - type: object
        properties:
          ManagedElement:
            $ref: '#/components/schemas/ManagedElement-Multiple'

  SubNetwork-Single:
    allOf:
      - $ref: 'TS28623_GenericNrm.yaml#/components/schemas/Top'
      - type: object
        properties:
          attributes:
            allOf:
              - $ref: 'TS28623_GenericNrm.yaml#/components/schemas/SubNetwork-Attr'
      - $ref: 'TS28623_GenericNrm.yaml#/components/schemas/SubNetwork-ncO'
      - type: object
        properties:
          SubNetwork:
            $ref: '#/components/schemas/SubNetwork-Multiple'
          ManagedElement:
            $ref: '#/components/schemas/ManagedElement-Multiple'
          ExternalAmfFunction:
            $ref: '#/components/schemas/ExternalAmfFunction-Multiple'
          ExternalNrfFunction:
            $ref: '#/components/schemas/ExternalNrfFunction-Multiple'
          ExternalNssfFunction:
            $ref: '#/components/schemas/ExternalNssfFunction-Multiple'
          AmfSet:
            $ref: '#/components/schemas/AmfSet-Multiple'
          AmfRegion:
            $ref: '#/components/schemas/AmfRegion-Multiple'
          Configurable5QISet:
            $ref: '#/components/schemas/Configurable5QISet-Multiple'
          Dynamic5QISet:
            $ref: '#/components/schemas/Dynamic5QISet-Multiple'
          EcmConnectionInfo:
            $ref: '#/components/schemas/EcmConnectionInfo-Multiple'

  ManagedElement-Single:
    allOf:
      - $ref: 'TS28623_GenericNrm.yaml#/components/schemas/Top'
      - type: object
        properties:
          attributes:
            allOf:
              - $ref: 'TS28623_GenericNrm.yaml#/components/schemas/ManagedElement-Attr'
      - $ref: 'TS28623_GenericNrm.yaml#/components/schemas/ManagedElement-ncO'
      - type: object
        properties:
          AmfFunction:
            $ref: '#/components/schemas/AmfFunction-Multiple'
          SmfFunction:
            $ref: '#/components/schemas/SmfFunction-Multiple'
          UpfFunction:
            $ref: '#/components/schemas/UpfFunction-Multiple'
          N3iwfFunction:
            $ref: '#/components/schemas/N3iwfFunction-Multiple'
          PcfFunction:
            $ref: '#/components/schemas/PcfFunction-Multiple'

```



```

AusfFunction:
  $ref: '#/components/schemas/AusfFunction-Multiple'
UdmFunction:
  $ref: '#/components/schemas/UdmFunction-Multiple'
UdrFunction:
  $ref: '#/components/schemas/UdrFunction-Multiple'
UdsfFunction:
  $ref: '#/components/schemas/UdsfFunction-Multiple'
NrfFunction:
  $ref: '#/components/schemas/NrfFunction-Multiple'
NssfFunction:
  $ref: '#/components/schemas/NssfFunction-Multiple'
SmsfFunction:
  $ref: '#/components/schemas/SmsfFunction-Multiple'
LmfFunction:
  $ref: '#/components/schemas/LmfFunction-Multiple'
NgeirFunction:
  $ref: '#/components/schemas/NgeirFunction-Multiple'
SeppFunction:
  $ref: '#/components/schemas/SeppFunction-Multiple'
NwdafFunction:
  $ref: '#/components/schemas/NwdafFunction-Multiple'
ScpFunction:
  $ref: '#/components/schemas/ScpFunction-Multiple'
NefFunction:
  $ref: '#/components/schemas/NefFunction-Multiple'
Configurable5QISet:
  $ref: '#/components/schemas/Configurable5QISet-Multiple'
Dynamic5QISet:
  $ref: '#/components/schemas/Dynamic5QISet-Multiple'
EcmConnectionInfo:
  $ref: '#/components/schemas/EcmConnectionInfo-Multiple'
EASDFFunction:
  $ref: '#/components/schemas/EASDFFunction-Multiple'

AmfFunction-Single:
  allOf:
    - $ref: 'TS28623_GenericNrm.yaml#/components/schemas/Top'
    - type: object
      properties:
        attributes:
          allOf:
            - $ref: 'TS28623_GenericNrm.yaml#/components/schemas/ManagedFunction-Attr'
            - type: object
              properties:
                pLMNInfoList:
                  $ref: 'TS28541_NrNrm.yaml#/components/schemas/PlmnInfoList'
                amfIdentifier:
                  $ref: '#/components/schemas/AmfIdentifier'
                sBIFqdn:
                  type: string
                taiList:
                  $ref: '#/components/schemas/TaiList'
                taiRangeList:
                  type: array
                  items:
                    $ref: '#/components/schemas/TaiRange'
                weightFactor:
                  $ref: '#/components/schemas/WeightFactor'
                cNSIIdList:
                  $ref: '#/components/schemas/CNSIIdList'
                gUAMIdList:
                  type: array
                  items:
                    $ref: '#/components/schemas/GUAMInfo'
                backupInfoAmfFailure:
                  type: array
                  items:
                    $ref: '#/components/schemas/GUAMInfo'
                backupInfoAmfRemoval:
                  type: array
                  items:
                    $ref: '#/components/schemas/GUAMInfo'
                amfSetRef:
                  $ref: 'TS28623_ComDefs.yaml#/components/schemas/Dn'
                managedNFProfile:
                  $ref: '#/components/schemas/ManagedNFProfile'
                commModelList:

```

```

    $ref: '#/components/schemas/CommModelList'
- $ref: 'TS28623_GenericNrm.yaml#/components/schemas/ManagedFunction-ncO'
- type: object
properties:
  EP_N2:
    $ref: '#/components/schemas/EP_N2-Multiple'
  EP_N8:
    $ref: '#/components/schemas/EP_N8-Multiple'
  EP_N11:
    $ref: '#/components/schemas/EP_N11-Multiple'
  EP_N12:
    $ref: '#/components/schemas/EP_N12-Multiple'
  EP_N14:
    $ref: '#/components/schemas/EP_N14-Multiple'
  EP_N15:
    $ref: '#/components/schemas/EP_N15-Multiple'
  EP_N17:
    $ref: '#/components/schemas/EP_N17-Multiple'
  EP_N20:
    $ref: '#/components/schemas/EP_N20-Multiple'
  EP_N22:
    $ref: '#/components/schemas/EP_N22-Multiple'
  EP_N26:
    $ref: '#/components/schemas/EP_N26-Multiple'
  EP_NL1:
    $ref: '#/components/schemas/EP_NL1-Multiple'
  EP_NL2:
    $ref: '#/components/schemas/EP_NL2-Multiple'
AmfSet-Single:
  allOf:
  - $ref: 'TS28623_GenericNrm.yaml#/components/schemas/Top'
  - type: object
    properties:
      attributes:
        allOf:
        - $ref: 'TS28623_GenericNrm.yaml#/components/schemas/ManagedFunction-Attr'
        - type: object
          properties:
            plmnIdList:
              $ref: 'TS28541_NrNrm.yaml#/components/schemas/PlmnIdList'
            nRTACList:
              $ref: '#/components/schemas/TACList'
            amfSetId:
              $ref: '#/components/schemas/AmfSetId'
            snssaiList:
              $ref: '#/components/schemas/SnssaiList'
            aMFRegionRef:
              $ref: 'TS28623_ComDefs.yaml#/components/schemas/Dn'
            aMFSetMemberList:
              $ref: 'TS28623_ComDefs.yaml#/components/schemas/DnList'
  - $ref: 'TS28623_GenericNrm.yaml#/components/schemas/ManagedFunction-ncO'
AmfRegion-Single:
  allOf:
  - $ref: 'TS28623_GenericNrm.yaml#/components/schemas/Top'
  - type: object
    properties:
      attributes:
        allOf:
        - $ref: 'TS28623_GenericNrm.yaml#/components/schemas/ManagedFunction-Attr'
        - type: object
          properties:
            plmnIdList:
              $ref: 'TS28541_NrNrm.yaml#/components/schemas/PlmnIdList'
            nRTACList:
              $ref: '#/components/schemas/TACList'
            amfRegionId:
              $ref: '#/components/schemas/AmfRegionId'
            snssaiList:
              $ref: '#/components/schemas/SnssaiList'
            aMFSetListRef:
              $ref: 'TS28623_ComDefs.yaml#/components/schemas/DnList'
  - $ref: 'TS28623_GenericNrm.yaml#/components/schemas/ManagedFunction-ncO'
SmfFunction-Single:
  allOf:
  - $ref: 'TS28623_GenericNrm.yaml#/components/schemas/Top'
  - type: object
    properties:
      attributes:

```

```

allOf:
- $ref: 'TS28623_GenericNrm.yaml#/components/schemas/ManagedFunction-Attr'
- type: object
  properties:
    pLMNInfoList:
      $ref: 'TS28541_NrNrm.yaml#/components/schemas/PlmnInfoList'
    nRTACLList:
      $ref: '#/components/schemas/TACLList'
    sBIFqdn:
      type: string
    sNssaiSmfInfoList:
      type: array
      items:
        $ref: '#/components/schemas/SNssaiSmfInfoItem'
    taiList:
      $ref: '#/components/schemas/TaiList'
    taiRangeList:
      type: array
      items:
        $ref: '#/components/schemas/TaiRange'
    pwgFqdn:
      type: string
    pgwAddrList:
      type: array
      items:
        $ref: 'TS28623_ComDefs.yaml#/components/schemas/IpAddr'
    accessType:
      $ref: 'TS29571_CommonData.yaml#/components/schemas/AccessType'
    priority:
      type: integer
    cNSIIDList:
      $ref: '#/components/schemas/CNSIIDList'
    vsmfSupportInd:
      type: boolean
    pwgFqdnList:
      type: array
      items:
        type: string
    managedNFProfile:
      $ref: '#/components/schemas/ManagedNFProfile'
    commModelList:
      $ref: '#/components/schemas/CommModelList'
    configurable5QISetRef:
      $ref: 'TS28623_ComDefs.yaml#/components/schemas/Dn'
    dynamic5QISetRef:
      $ref: 'TS28623_ComDefs.yaml#/components/schemas/Dn'
- $ref: 'TS28623_GenericNrm.yaml#/components/schemas/ManagedFunction-ncO'
- type: object
  properties:
    EP_N4:
      $ref: '#/components/schemas/EP_N4-Multiple'
    EP_N7:
      $ref: '#/components/schemas/EP_N7-Multiple'
    EP_N10:
      $ref: '#/components/schemas/EP_N10-Multiple'
    EP_N11:
      $ref: '#/components/schemas/EP_N11-Multiple'
    EP_N16:
      $ref: '#/components/schemas/EP_N16-Multiple'
    EP_S5C:
      $ref: '#/components/schemas/EP_S5C-Multiple'
    FiveQIDscpMappingSet:
      $ref: '#/components/schemas/FiveQIDscpMappingSet-Single'
    GtpUPPathQoSMonitoringControl:
      $ref: '#/components/schemas/GtpUPPathQoSMonitoringControl-Single'
    QFQoSMonitoringControl:
      $ref: '#/components/schemas/QFQoSMonitoringControl-Single'
    PredefinedPccRuleSet:
      $ref: '#/components/schemas/PredefinedPccRuleSet-Single'

UpfFunction-Single:
  allOf:
  - $ref: 'TS28623_GenericNrm.yaml#/components/schemas/Top'
  - type: object
    properties:
      attributes:
        allOf:

```

```

- $ref: 'TS28623_GenericNrm.yaml#/components/schemas/ManagedFunction-Attr'
- type: object
  properties:
    plmnIdList:
      $ref: 'TS28541_NrNrm.yaml#/components/schemas/PlmnIdList'
    nRTACList:
      $ref: '#/components/schemas/TACList'
    snssaiList:
      $ref: '#/components/schemas/SnssaiList'
    managedNFProfile:
      $ref: '#/components/schemas/ManagedNFProfile'
    supportedBMOList:
      $ref: '#/components/schemas/SupportedBMOList'
- $ref: 'TS28623_GenericNrm.yaml#/components/schemas/ManagedFunction-ncO'
- type: object
  properties:
    EP_N3:
      $ref: '#/components/schemas/EP_N3-Multiple'
    EP_N4:
      $ref: '#/components/schemas/EP_N4-Multiple'
    EP_N6:
      $ref: '#/components/schemas/EP_N6-Multiple'
    EP_N9:
      $ref: '#/components/schemas/EP_N9-Multiple'
    EP_S5U:
      $ref: '#/components/schemas/EP_S5U-Multiple'
N3iwfFunction-Single:
  allOf:
  - $ref: 'TS28623_GenericNrm.yaml#/components/schemas/Top'
  - type: object
    properties:
      attributes:
        allOf:
        - $ref: 'TS28623_GenericNrm.yaml#/components/schemas/ManagedFunction-Attr'
        - type: object
          properties:
            plmnIdList:
              $ref: 'TS28541_NrNrm.yaml#/components/schemas/PlmnIdList'
            commModelList:
              $ref: '#/components/schemas/CommModelList'
- $ref: 'TS28623_GenericNrm.yaml#/components/schemas/ManagedFunction-ncO'
- type: object
  properties:
    EP_N3:
      $ref: '#/components/schemas/EP_N3-Multiple'
    EP_N4:
      $ref: '#/components/schemas/EP_N4-Multiple'
PcfFunction-Single:
  allOf:
  - $ref: 'TS28623_GenericNrm.yaml#/components/schemas/Top'
  - type: object
    properties:
      attributes:
        allOf:
        - $ref: 'TS28623_GenericNrm.yaml#/components/schemas/ManagedFunction-Attr'
        - type: object
          properties:
            plmnIdList:
              $ref: 'TS28541_NrNrm.yaml#/components/schemas/PlmnIdList'
            sBIFqdn:
              type: string
            snssaiList:
              $ref: '#/components/schemas/SnssaiList'
            managedNFProfile:
              $ref: '#/components/schemas/ManagedNFProfile'
            commModelList:
              $ref: '#/components/schemas/CommModelList'
            configurable5QISetRef:
              $ref: 'TS28623_ComDefs.yaml#/components/schemas/Dn'
            dynamic5QISetRef:
              $ref: 'TS28623_ComDefs.yaml#/components/schemas/Dn'
            supportedBMOList:
              $ref: '#/components/schemas/SupportedBMOList'
            predefinedPccRuleSetRefs:
              $ref: 'TS28623_ComDefs.yaml#/components/schemas/DnList'
- $ref: 'TS28623_GenericNrm.yaml#/components/schemas/ManagedFunction-ncO'
- type: object
  properties:

```

```

    EP_N5:
      $ref: '#/components/schemas/EP_N5-Multiple'
    EP_N7:
      $ref: '#/components/schemas/EP_N7-Multiple'
    EP_N15:
      $ref: '#/components/schemas/EP_N15-Multiple'
    EP_N16:
      $ref: '#/components/schemas/EP_N16-Multiple'
    EP_Rx:
      $ref: '#/components/schemas/EP_Rx-Multiple'

AusfFunction-Single:
  allOf:
    - $ref: 'TS28623_GenericNrm.yaml#/components/schemas/Top'
    - type: object
      properties:
        attributes:
          allOf:
            - $ref: 'TS28623_GenericNrm.yaml#/components/schemas/ManagedFunction-Attr'
            - type: object
              properties:
                plmnIdList:
                  $ref: 'TS28541_NrNrm.yaml#/components/schemas/PlmnIdList'
                sBIFqdn:
                  type: string
                snssaiList:
                  $ref: '#/components/schemas/SnssaiList'
                managedNFProfile:
                  $ref: '#/components/schemas/ManagedNFProfile'
                commModelList:
                  $ref: '#/components/schemas/CommModelList'
            - $ref: 'TS28623_GenericNrm.yaml#/components/schemas/ManagedFunction-ncO'
            - type: object
              properties:
                EP_N12:
                  $ref: '#/components/schemas/EP_N12-Multiple'
                EP_N13:
                  $ref: '#/components/schemas/EP_N13-Multiple'

UdmFunction-Single:
  allOf:
    - $ref: 'TS28623_GenericNrm.yaml#/components/schemas/Top'
    - type: object
      properties:
        attributes:
          allOf:
            - $ref: 'TS28623_GenericNrm.yaml#/components/schemas/ManagedFunction-Attr'
            - type: object
              properties:
                plmnIdList:
                  $ref: 'TS28541_NrNrm.yaml#/components/schemas/PlmnIdList'
                sBIFqdn:
                  type: string
                snssaiList:
                  $ref: '#/components/schemas/SnssaiList'
                managedNFProfile:
                  $ref: '#/components/schemas/ManagedNFProfile'
                commModelList:
                  $ref: '#/components/schemas/CommModelList'
                eCSAddrConfigInfo:
                  $ref: '#/components/schemas/ECSAddrConfigInfo'
            - $ref: 'TS28623_GenericNrm.yaml#/components/schemas/ManagedFunction-ncO'
            - type: object
              properties:
                EP_N8:
                  $ref: '#/components/schemas/EP_N8-Multiple'
                EP_N10:
                  $ref: '#/components/schemas/EP_N10-Multiple'
                EP_N13:
                  $ref: '#/components/schemas/EP_N13-Multiple'

UdrFunction-Single:
  allOf:
    - $ref: 'TS28623_GenericNrm.yaml#/components/schemas/Top'
    - type: object
      properties:
        attributes:
          allOf:
            - $ref: 'TS28623_GenericNrm.yaml#/components/schemas/ManagedFunction-Attr'
            - type: object

```

```

    properties:
      plmnIdList:
        $ref: 'TS28541_NrNrm.yaml#/components/schemas/PlmnIdList'
      sBIFqdn:
        type: string
      snssaiList:
        $ref: '#/components/schemas/SnssaiList'
      managedNFProfile:
        $ref: '#/components/schemas/ManagedNFProfile'
  - $ref: 'TS28623_GenericNrm.yaml#/components/schemas/ManagedFunction-ncO'
UdsfFunction-Single:
  allOf:
  - $ref: 'TS28623_GenericNrm.yaml#/components/schemas/Top'
  - type: object
    properties:
      attributes:
        allOf:
        - $ref: 'TS28623_GenericNrm.yaml#/components/schemas/ManagedFunction-Attr'
        - type: object
          properties:
            plmnIdList:
              $ref: 'TS28541_NrNrm.yaml#/components/schemas/PlmnIdList'
            sBIFqdn:
              type: string
            snssaiList:
              $ref: '#/components/schemas/SnssaiList'
            managedNFProfile:
              $ref: '#/components/schemas/ManagedNFProfile'
  - $ref: 'TS28623_GenericNrm.yaml#/components/schemas/ManagedFunction-ncO'
NrfFunction-Single:
  allOf:
  - $ref: 'TS28623_GenericNrm.yaml#/components/schemas/Top'
  - type: object
    properties:
      attributes:
        allOf:
        - $ref: 'TS28623_GenericNrm.yaml#/components/schemas/ManagedFunction-Attr'
        - type: object
          properties:
            plmnIdList:
              $ref: 'TS28541_NrNrm.yaml#/components/schemas/PlmnIdList'
            sBIFqdn:
              type: string
            cNSIIdList:
              $ref: '#/components/schemas/CNSIIdList'
            nFProfileList:
              $ref: '#/components/schemas/NFProfileList'
            snssaiList:
              $ref: '#/components/schemas/SnssaiList'
  - $ref: 'TS28623_GenericNrm.yaml#/components/schemas/ManagedFunction-ncO'
  - type: object
    properties:
      EP_N27:
        $ref: '#/components/schemas/EP_N27-Multiple'
NssfFunction-Single:
  allOf:
  - $ref: 'TS28623_GenericNrm.yaml#/components/schemas/Top'
  - type: object
    properties:
      attributes:
        allOf:
        - $ref: 'TS28623_GenericNrm.yaml#/components/schemas/ManagedFunction-Attr'
        - type: object
          properties:
            plmnIdList:
              $ref: 'TS28541_NrNrm.yaml#/components/schemas/PlmnIdList'
            sBIFqdn:
              type: string
            cNSIIdList:
              $ref: '#/components/schemas/CNSIIdList'
            managedNFProfile:
              $ref: '#/components/schemas/ManagedNFProfile'
            snssaiList:
              $ref: '#/components/schemas/SnssaiList'
            commModelList:
              $ref: '#/components/schemas/CommModelList'
  - $ref: 'TS28623_GenericNrm.yaml#/components/schemas/ManagedFunction-ncO'
  - type: object

```

```

    properties:
      EP_N22:
        $ref: '#/components/schemas/EP_N22-Multiple'
      EP_N31:
        $ref: '#/components/schemas/EP_N31-Multiple'
      EP_N34:
        $ref: '#/components/schemas/EP_N34-Multiple'
SmsfFunction-Single:
  allOf:
  - $ref: 'TS28623_GenericNrm.yaml#/components/schemas/Top'
  - type: object
    properties:
      attributes:
        allOf:
        - $ref: 'TS28623_GenericNrm.yaml#/components/schemas/ManagedFunction-Attr'
        - type: object
          properties:
            plmnIdList:
              $ref: 'TS28541_NrNrm.yaml#/components/schemas/PlmnIdList'
            sBIFqdn:
              type: string
            managedNFProfile:
              $ref: '#/components/schemas/ManagedNFProfile'
            commModelList:
              $ref: '#/components/schemas/CommModelList'
  - $ref: 'TS28623_GenericNrm.yaml#/components/schemas/ManagedFunction-ncO'
  - type: object
    properties:
      EP_N20:
        $ref: '#/components/schemas/EP_N20-Multiple'
      EP_N21:
        $ref: '#/components/schemas/EP_N21-Multiple'
      EP_MAP_SMSC:
        $ref: '#/components/schemas/EP_MAP_SMSC-Multiple'
LmfFunction-Single:
  allOf:
  - $ref: 'TS28623_GenericNrm.yaml#/components/schemas/Top'
  - type: object
    properties:
      attributes:
        allOf:
        - $ref: 'TS28623_GenericNrm.yaml#/components/schemas/ManagedFunction-Attr'
        - type: object
          properties:
            plmnIdList:
              $ref: 'TS28541_NrNrm.yaml#/components/schemas/PlmnIdList'
            managedNFProfile:
              $ref: '#/components/schemas/ManagedNFProfile'
            commModelList:
              $ref: '#/components/schemas/CommModelList'
  - $ref: 'TS28623_GenericNrm.yaml#/components/schemas/ManagedFunction-ncO'
  - type: object
    properties:
      EP_NL1:
        $ref: '#/components/schemas/EP_NL1-Multiple'
NgeirFunction-Single:
  allOf:
  - $ref: 'TS28623_GenericNrm.yaml#/components/schemas/Top'
  - type: object
    properties:
      attributes:
        allOf:
        - $ref: 'TS28623_GenericNrm.yaml#/components/schemas/ManagedFunction-Attr'
        - type: object
          properties:
            plmnIdList:
              $ref: 'TS28541_NrNrm.yaml#/components/schemas/PlmnIdList'
            sBIFqdn:
              type: string
            snssaiList:
              $ref: '#/components/schemas/SnssaiList'
            managedNFProfile:
              $ref: '#/components/schemas/ManagedNFProfile'
            commModelList:
              $ref: '#/components/schemas/CommModelList'
  - $ref: 'TS28623_GenericNrm.yaml#/components/schemas/ManagedFunction-ncO'
  - type: object
    properties:

```

```

    EP_N17:
      $ref: '#/components/schemas/EP_N17-Multiple'
SeppFunction-Single:
  allOf:
    - $ref: 'TS28623_GenericNrm.yaml#/components/schemas/Top'
    - type: object
      properties:
        attributes:
          allOf:
            - $ref: 'TS28623_GenericNrm.yaml#/components/schemas/ManagedFunction-Attr'
            - type: object
              properties:
                plmnId:
                  $ref: 'TS28623_ComDefs.yaml#/components/schemas/PlmnId'
                sEPPTType:
                  $ref: '#/components/schemas/SEPPTType'
                sEPPID:
                  type: integer
                fqdn:
                  $ref: 'TS28623_ComDefs.yaml#/components/schemas/Fqdn'
    - $ref: 'TS28623_GenericNrm.yaml#/components/schemas/ManagedFunction-ncO'
    - type: object
      properties:
        EP_N32:
          $ref: '#/components/schemas/EP_N32-Multiple'
NwdafFunction-Single:
  allOf:
    - $ref: 'TS28623_GenericNrm.yaml#/components/schemas/Top'
    - type: object
      properties:
        attributes:
          allOf:
            - $ref: 'TS28623_GenericNrm.yaml#/components/schemas/ManagedFunction-Attr'
            - type: object
              properties:
                plmnIdList:
                  $ref: 'TS28541_NrNrm.yaml#/components/schemas/PlmnIdList'
                sBIFqdn:
                  type: string
                snssaiList:
                  $ref: '#/components/schemas/SnssaiList'
                managedNFProfile:
                  $ref: '#/components/schemas/ManagedNFProfile'
                commModelList:
                  $ref: '#/components/schemas/CommModelList'
                networkSliceInfoList:
                  $ref: '#/components/schemas/NetworkSliceInfoList'
    - $ref: 'TS28623_GenericNrm.yaml#/components/schemas/ManagedFunction-ncO'
    - type: object
      properties:
        EP_N34:
          $ref: '#/components/schemas/EP_N34-Multiple'
ScpFunction-Single:
  allOf:
    - $ref: 'TS28623_GenericNrm.yaml#/components/schemas/Top'
    - type: object
      properties:
        attributes:
          allOf:
            - $ref: 'TS28623_GenericNrm.yaml#/components/schemas/ManagedFunction-Attr'
            - type: object
              properties:
                supportedFuncList:
                  $ref: '#/components/schemas/SupportedFuncList'
                address:
                  $ref: 'TS28623_ComDefs.yaml#/components/schemas/HostAddr'
    - $ref: 'TS28623_GenericNrm.yaml#/components/schemas/ManagedFunction-ncO'
NefFunction-Single:
  allOf:
    - $ref: 'TS28623_GenericNrm.yaml#/components/schemas/Top'
    - type: object
      properties:
        attributes:
          allOf:
            - $ref: 'TS28623_GenericNrm.yaml#/components/schemas/ManagedFunction-Attr'
            - type: object
              properties:
                sBIFqdn:

```



```

    type: string
    snssaiList:
      $ref: '#/components/schemas/SnssaiList'
    managedNFProfile:
      $ref: '#/components/schemas/ManagedNFProfile'
    capabilityList:
      $ref: '#/components/schemas/CapabilityList'
    isCAPIFSup:
      type: boolean
    taiList:
      $ref: '#/components/schemas/TaiList'
    taiRangeList:
      type: array
      items:
        $ref: '#/components/schemas/TaiRange'
    dnai:
      type: string

- $ref: 'TS28623_GenericNrm.yaml#/components/schemas/ManagedFunction-ncO'
- type: object
  properties:
    EP_N33:
      $ref: '#/components/schemas/EP_N33-Multiple'
NsacfFunction-Single:
  allOf:
  - $ref: 'TS28623_GenericNrm.yaml#/components/schemas/Top'
  - type: object
    properties:
      attributes:
        allOf:
        - $ref: 'TS28623_GenericNrm.yaml#/components/schemas/ManagedFunction-Attr'
        - type: object
          properties:
            managedNFProfile:
              $ref: '#/components/schemas/ManagedNFProfile'
            nsacfInfoSnssai:
              type: array
              items:
                $ref: '#/components/schemas/NsacfInfoSnssai'
            taiList:
              $ref: '#/components/schemas/TaiList'
  - $ref: 'TS28623_GenericNrm.yaml#/components/schemas/ManagedFunction-ncO'
  - type: object
    properties:
      EP_N60:
        $ref: '#/components/schemas/EP_N60-Multiple'

DDNMFFunction-Single:
  allOf:
  - $ref: 'TS28623_GenericNrm.yaml#/components/schemas/Top'
  - type: object
    properties:
      attributes:
        allOf:
        - $ref: 'TS28623_GenericNrm.yaml#/components/schemas/ManagedFunction-Attr'
        - type: object
          properties:
            plmnId:
              $ref: 'TS28623_ComDefs.yaml#/components/schemas/PlmnId'
            sBIFqdn:
              type: string
            managedNFProfile:
              $ref: '#/components/schemas/ManagedNFProfile'
            commModelList:
              $ref: '#/components/schemas/CommModelList'
  - $ref: 'TS28623_GenericNrm.yaml#/components/schemas/ManagedFunction-ncO'
  - type: object
    properties:
      EP_Npc4:
        $ref: '#/components/schemas/EP_Npc4-Multiple'
      EP_Npc6:
        $ref: '#/components/schemas/EP_Npc6-Multiple'
      EP_Npc7:
        $ref: '#/components/schemas/EP_Npc7-Multiple'
      EP_Npc8:
        $ref: '#/components/schemas/EP_Npc8-Multiple'

EASDFFunction-Single:

```

```

allOf:
- $ref: 'TS28623_GenericNrm.yaml#/components/schemas/Top'
- type: object
  properties:
    attributes:
      allOf:
      - $ref: 'TS28623_GenericNrm.yaml#/components/schemas/ManagedFunction-Attr'
      - type: object
        properties:
          plmnId:
            $ref: 'TS28623_ComDefs.yaml#/components/schemas/PlmnId'
          sBIFqdn:
            type: string
          managedNFProfile:
            $ref: '#/components/schemas/ManagedNFProfile'
          serverAddr:
            type: string
- $ref: 'TS28623_GenericNrm.yaml#/components/schemas/ManagedFunction-ncO'
- type: object
  properties:
    EP_N88:
      $ref: '#/components/schemas/EP_N88-Multiple'

EcmConnectionInfo-Single:
allOf:
- $ref: 'TS28623_GenericNrm.yaml#/components/schemas/Top'
- type: object
  properties:
    attributes:
      allOf:
      - type: object
        properties:
          eASServiceArea:
            $ref: 'TS28538_EdgeNrm.yaml#/components/schemas/ServingLocation'
          eSSServiceArea:
            $ref: 'TS28538_EdgeNrm.yaml#/components/schemas/ServingLocation'
          eDNSServiceArea:
            $ref: 'TS28538_EdgeNrm.yaml#/components/schemas/ServingLocation'
          eASIpAddress:
            type: string
          eESIpAddress:
            type: string
          eCSIpAddress:
            type: string
          ednIdentifier:
            type: string
          ecmConnectionType:
            type: string
            enum:
            - USERPLANE
            - CONTROLPLANE
            - BOTH
          5GCNfConnEcmInfoList:
            $ref: '#/components/schemas/5GCNfConnEcmInfoList'
          uPFConnectionInfo:
            $ref: '#/components/schemas/UPFConnectionInfo'

ExternalAmfFunction-Single:
allOf:
- $ref: 'TS28623_GenericNrm.yaml#/components/schemas/Top'
- type: object
  properties:
    attributes:
      allOf:
      - $ref: 'TS28623_GenericNrm.yaml#/components/schemas/ManagedFunction-Attr'
      - type: object
        properties:
          plmnIdList:
            $ref: 'TS28541_NrNrm.yaml#/components/schemas/PlmnIdList'
          amfIdentifier:
            $ref: '#/components/schemas/AmfIdentifier'
- $ref: 'TS28623_GenericNrm.yaml#/components/schemas/ManagedFunction-ncO'

ExternalNrfFunction-Single:
allOf:
- $ref: 'TS28623_GenericNrm.yaml#/components/schemas/Top'
- type: object
  properties:

```

```

    attributes:
      allOf:
        - $ref: 'TS28623_GenericNrm.yaml#/components/schemas/ManagedFunction-Attr'
        - type: object
          properties:
            plmnIdList:
              $ref: 'TS28541_NrNrm.yaml#/components/schemas/PlmnIdList'
      - $ref: 'TS28623_GenericNrm.yaml#/components/schemas/ManagedFunction-ncO'
ExternalNssfFunction-Single:
  allOf:
    - $ref: 'TS28623_GenericNrm.yaml#/components/schemas/Top'
    - type: object
      properties:
        attributes:
          allOf:
            - $ref: 'TS28623_GenericNrm.yaml#/components/schemas/ManagedFunction-Attr'
            - type: object
              properties:
                plmnIdList:
                  $ref: 'TS28541_NrNrm.yaml#/components/schemas/PlmnIdList'
      - $ref: 'TS28623_GenericNrm.yaml#/components/schemas/ManagedFunction-ncO'
ExternalSeppFunction-Single:
  allOf:
    - $ref: 'TS28623_GenericNrm.yaml#/components/schemas/Top'
    - type: object
      properties:
        attributes:
          allOf:
            - $ref: 'TS28623_GenericNrm.yaml#/components/schemas/ManagedFunction-Attr'
            - type: object
              properties:
                plmnId:
                  $ref: 'TS28623_ComDefs.yaml#/components/schemas/PlmnId'
                sEPPId:
                  type: integer
                fqdn:
                  $ref: 'TS28623_ComDefs.yaml#/components/schemas/Fqdn'
      - $ref: 'TS28623_GenericNrm.yaml#/components/schemas/ManagedFunction-ncO'
EP_N2-Single:
  allOf:
    - $ref: 'TS28623_GenericNrm.yaml#/components/schemas/Top'
    - type: object
      properties:
        attributes:
          allOf:
            - $ref: 'TS28623_GenericNrm.yaml#/components/schemas/EP_RP-Attr'
            - type: object
              properties:
                localAddress:
                  $ref: 'TS28541_NrNrm.yaml#/components/schemas/LocalAddress'
                remoteAddress:
                  $ref: 'TS28541_NrNrm.yaml#/components/schemas/RemoteAddress'
EP_N3-Single:
  allOf:
    - $ref: 'TS28623_GenericNrm.yaml#/components/schemas/Top'
    - type: object
      properties:
        attributes:
          allOf:
            - $ref: 'TS28623_GenericNrm.yaml#/components/schemas/EP_RP-Attr'
            - type: object
              properties:
                localAddress:
                  $ref: 'TS28541_NrNrm.yaml#/components/schemas/LocalAddress'
                remoteAddress:
                  $ref: 'TS28541_NrNrm.yaml#/components/schemas/RemoteAddress'
                epTransportRefs:
                  $ref: 'TS28623_ComDefs.yaml#/components/schemas/DnList'
EP_N4-Single:
  allOf:
    - $ref: 'TS28623_GenericNrm.yaml#/components/schemas/Top'
    - type: object
      properties:
        attributes:
          allOf:
            - $ref: 'TS28623_GenericNrm.yaml#/components/schemas/EP_RP-Attr'
            - type: object

```

```
        properties:
          localAddress:
            $ref: 'TS28541_NrNrm.yaml#/components/schemas/LocalAddress'
          remoteAddress:
            $ref: 'TS28541_NrNrm.yaml#/components/schemas/RemoteAddress'
EP_N5-Single:
  allOf:
    - $ref: 'TS28623_GenericNrm.yaml#/components/schemas/Top'
    - type: object
      properties:
        attributes:
          allOf:
            - $ref: 'TS28623_GenericNrm.yaml#/components/schemas/EP_RP-Attr'
            - type: object
              properties:
                localAddress:
                  $ref: 'TS28541_NrNrm.yaml#/components/schemas/LocalAddress'
                remoteAddress:
                  $ref: 'TS28541_NrNrm.yaml#/components/schemas/RemoteAddress'
EP_N6-Single:
  allOf:
    - $ref: 'TS28623_GenericNrm.yaml#/components/schemas/Top'
    - type: object
      properties:
        attributes:
          allOf:
            - $ref: 'TS28623_GenericNrm.yaml#/components/schemas/EP_RP-Attr'
            - type: object
              properties:
                localAddress:
                  $ref: 'TS28541_NrNrm.yaml#/components/schemas/LocalAddress'
                remoteAddress:
                  $ref: 'TS28541_NrNrm.yaml#/components/schemas/RemoteAddress'
EP_N7-Single:
  allOf:
    - $ref: 'TS28623_GenericNrm.yaml#/components/schemas/Top'
    - type: object
      properties:
        attributes:
          allOf:
            - $ref: 'TS28623_GenericNrm.yaml#/components/schemas/EP_RP-Attr'
            - type: object
              properties:
                localAddress:
                  $ref: 'TS28541_NrNrm.yaml#/components/schemas/LocalAddress'
                remoteAddress:
                  $ref: 'TS28541_NrNrm.yaml#/components/schemas/RemoteAddress'
EP_N8-Single:
  allOf:
    - $ref: 'TS28623_GenericNrm.yaml#/components/schemas/Top'
    - type: object
      properties:
        attributes:
          allOf:
            - $ref: 'TS28623_GenericNrm.yaml#/components/schemas/EP_RP-Attr'
            - type: object
              properties:
                localAddress:
                  $ref: 'TS28541_NrNrm.yaml#/components/schemas/LocalAddress'
                remoteAddress:
                  $ref: 'TS28541_NrNrm.yaml#/components/schemas/RemoteAddress'
EP_N9-Single:
  allOf:
    - $ref: 'TS28623_GenericNrm.yaml#/components/schemas/Top'
    - type: object
      properties:
        attributes:
          allOf:
            - $ref: 'TS28623_GenericNrm.yaml#/components/schemas/EP_RP-Attr'
            - type: object
              properties:
                localAddress:
                  $ref: 'TS28541_NrNrm.yaml#/components/schemas/LocalAddress'
                remoteAddress:
                  $ref: 'TS28541_NrNrm.yaml#/components/schemas/RemoteAddress'
EP_N10-Single:
  allOf:
    - $ref: 'TS28623_GenericNrm.yaml#/components/schemas/Top'
```

```

- type: object
  properties:
    attributes:
      allOf:
        - $ref: 'TS28623_GenericNrm.yaml#/components/schemas/EP_RP-Attr'
        - type: object
          properties:
            localAddress:
              $ref: 'TS28541_NrNrm.yaml#/components/schemas/LocalAddress'
            remoteAddress:
              $ref: 'TS28541_NrNrm.yaml#/components/schemas/RemoteAddress'
EP_N11-Single:
  allOf:
    - $ref: 'TS28623_GenericNrm.yaml#/components/schemas/Top'
    - type: object
      properties:
        attributes:
          allOf:
            - $ref: 'TS28623_GenericNrm.yaml#/components/schemas/EP_RP-Attr'
            - type: object
              properties:
                localAddress:
                  $ref: 'TS28541_NrNrm.yaml#/components/schemas/LocalAddress'
                remoteAddress:
                  $ref: 'TS28541_NrNrm.yaml#/components/schemas/RemoteAddress'
EP_N12-Single:
  allOf:
    - $ref: 'TS28623_GenericNrm.yaml#/components/schemas/Top'
    - type: object
      properties:
        attributes:
          allOf:
            - $ref: 'TS28623_GenericNrm.yaml#/components/schemas/EP_RP-Attr'
            - type: object
              properties:
                localAddress:
                  $ref: 'TS28541_NrNrm.yaml#/components/schemas/LocalAddress'
                remoteAddress:
                  $ref: 'TS28541_NrNrm.yaml#/components/schemas/RemoteAddress'
EP_N13-Single:
  allOf:
    - $ref: 'TS28623_GenericNrm.yaml#/components/schemas/Top'
    - type: object
      properties:
        attributes:
          allOf:
            - $ref: 'TS28623_GenericNrm.yaml#/components/schemas/EP_RP-Attr'
            - type: object
              properties:
                localAddress:
                  $ref: 'TS28541_NrNrm.yaml#/components/schemas/LocalAddress'
                remoteAddress:
                  $ref: 'TS28541_NrNrm.yaml#/components/schemas/RemoteAddress'
EP_N14-Single:
  allOf:
    - $ref: 'TS28623_GenericNrm.yaml#/components/schemas/Top'
    - type: object
      properties:
        attributes:
          allOf:
            - $ref: 'TS28623_GenericNrm.yaml#/components/schemas/EP_RP-Attr'
            - type: object
              properties:
                localAddress:
                  $ref: 'TS28541_NrNrm.yaml#/components/schemas/LocalAddress'
                remoteAddress:
                  $ref: 'TS28541_NrNrm.yaml#/components/schemas/RemoteAddress'
EP_N15-Single:
  allOf:
    - $ref: 'TS28623_GenericNrm.yaml#/components/schemas/Top'
    - type: object
      properties:
        attributes:
          allOf:
            - $ref: 'TS28623_GenericNrm.yaml#/components/schemas/EP_RP-Attr'
            - type: object
              properties:
                localAddress:

```

```

        $ref: 'TS28541_NrNrm.yaml#/components/schemas/LocalAddress'
remoteAddress:
        $ref: 'TS28541_NrNrm.yaml#/components/schemas/RemoteAddress'
EP_N16-Single:
  allOf:
    - $ref: 'TS28623_GenericNrm.yaml#/components/schemas/Top'
    - type: object
      properties:
        attributes:
          allOf:
            - $ref: 'TS28623_GenericNrm.yaml#/components/schemas/EP_RP-Attr'
            - type: object
              properties:
                localAddress:
                  $ref: 'TS28541_NrNrm.yaml#/components/schemas/LocalAddress'
                remoteAddress:
                  $ref: 'TS28541_NrNrm.yaml#/components/schemas/RemoteAddress'
EP_N17-Single:
  allOf:
    - $ref: 'TS28623_GenericNrm.yaml#/components/schemas/Top'
    - type: object
      properties:
        attributes:
          allOf:
            - $ref: 'TS28623_GenericNrm.yaml#/components/schemas/EP_RP-Attr'
            - type: object
              properties:
                localAddress:
                  $ref: 'TS28541_NrNrm.yaml#/components/schemas/LocalAddress'
                remoteAddress:
                  $ref: 'TS28541_NrNrm.yaml#/components/schemas/RemoteAddress'
EP_N20-Single:
  allOf:
    - $ref: 'TS28623_GenericNrm.yaml#/components/schemas/Top'
    - type: object
      properties:
        attributes:
          allOf:
            - $ref: 'TS28623_GenericNrm.yaml#/components/schemas/EP_RP-Attr'
            - type: object
              properties:
                localAddress:
                  $ref: 'TS28541_NrNrm.yaml#/components/schemas/LocalAddress'
                remoteAddress:
                  $ref: 'TS28541_NrNrm.yaml#/components/schemas/RemoteAddress'
EP_N21-Single:
  allOf:
    - $ref: 'TS28623_GenericNrm.yaml#/components/schemas/Top'
    - type: object
      properties:
        attributes:
          allOf:
            - $ref: 'TS28623_GenericNrm.yaml#/components/schemas/EP_RP-Attr'
            - type: object
              properties:
                localAddress:
                  $ref: 'TS28541_NrNrm.yaml#/components/schemas/LocalAddress'
                remoteAddress:
                  $ref: 'TS28541_NrNrm.yaml#/components/schemas/RemoteAddress'
EP_N22-Single:
  allOf:
    - $ref: 'TS28623_GenericNrm.yaml#/components/schemas/Top'
    - type: object
      properties:
        attributes:
          allOf:
            - $ref: 'TS28623_GenericNrm.yaml#/components/schemas/EP_RP-Attr'
            - type: object
              properties:
                localAddress:
                  $ref: 'TS28541_NrNrm.yaml#/components/schemas/LocalAddress'
                remoteAddress:
                  $ref: 'TS28541_NrNrm.yaml#/components/schemas/RemoteAddress'
EP_N26-Single:
  allOf:

```

```

- $ref: 'TS28623_GenericNrm.yaml#/components/schemas/Top'
- type: object
  properties:
    attributes:
      allOf:
        - $ref: 'TS28623_GenericNrm.yaml#/components/schemas/EP_RP-Attr'
        - type: object
          properties:
            localAddress:
              $ref: 'TS28541_NrNrm.yaml#/components/schemas/LocalAddress'
            remoteAddress:
              $ref: 'TS28541_NrNrm.yaml#/components/schemas/RemoteAddress'
EP_N27-Single:
  allOf:
    - $ref: 'TS28623_GenericNrm.yaml#/components/schemas/Top'
    - type: object
      properties:
        attributes:
          allOf:
            - $ref: 'TS28623_GenericNrm.yaml#/components/schemas/EP_RP-Attr'
            - type: object
              properties:
                localAddress:
                  $ref: 'TS28541_NrNrm.yaml#/components/schemas/LocalAddress'
                remoteAddress:
                  $ref: 'TS28541_NrNrm.yaml#/components/schemas/RemoteAddress'

EP_N31-Single:
  allOf:
    - $ref: 'TS28623_GenericNrm.yaml#/components/schemas/Top'
    - type: object
      properties:
        attributes:
          allOf:
            - $ref: 'TS28623_GenericNrm.yaml#/components/schemas/EP_RP-Attr'
            - type: object
              properties:
                localAddress:
                  $ref: 'TS28541_NrNrm.yaml#/components/schemas/LocalAddress'
                remoteAddress:
                  $ref: 'TS28541_NrNrm.yaml#/components/schemas/RemoteAddress'
EP_N32-Single:
  allOf:
    - $ref: 'TS28623_GenericNrm.yaml#/components/schemas/Top'
    - type: object
      properties:
        attributes:
          allOf:
            - $ref: 'TS28623_GenericNrm.yaml#/components/schemas/EP_RP-Attr'
            - type: object
              properties:
                remotePlmnId:
                  $ref: 'TS28623_ComDefs.yaml#/components/schemas/PlmnId'
                remoteSeppAddress:
                  $ref: 'TS28623_ComDefs.yaml#/components/schemas/HostAddr'
                remoteSeppId:
                  type: integer
                n32cParas:
                  type: string
                n32fPolicy:
                  type: string
                withIPX:
                  type: boolean
EP_N34-Single:
  allOf:
    - $ref: 'TS28623_GenericNrm.yaml#/components/schemas/Top'
    - type: object
      properties:
        attributes:
          allOf:
            - $ref: 'TS28623_GenericNrm.yaml#/components/schemas/EP_RP-Attr'
            - type: object
              properties:
                localAddress:
                  $ref: 'TS28541_NrNrm.yaml#/components/schemas/LocalAddress'
                remoteAddress:
                  $ref: 'TS28541_NrNrm.yaml#/components/schemas/RemoteAddress'

```

```
EP_N33-Single:
  allOf:
    - $ref: 'TS28623_GenericNrm.yaml#/components/schemas/Top'
    - type: object
      properties:
        attributes:
          allOf:
            - $ref: 'TS28623_GenericNrm.yaml#/components/schemas/EP_RP-Attr'
            - type: object
              properties:
                localAddress:
                  $ref: 'TS28541_NrNrm.yaml#/components/schemas/LocalAddress'
                remoteAddress:
                  $ref: 'TS28541_NrNrm.yaml#/components/schemas/RemoteAddress'
EP_S5C-Single:
  allOf:
    - $ref: 'TS28623_GenericNrm.yaml#/components/schemas/Top'
    - type: object
      properties:
        attributes:
          allOf:
            - $ref: 'TS28623_GenericNrm.yaml#/components/schemas/EP_RP-Attr'
            - type: object
              properties:
                localAddress:
                  $ref: 'TS28541_NrNrm.yaml#/components/schemas/LocalAddress'
                remoteAddress:
                  $ref: 'TS28541_NrNrm.yaml#/components/schemas/RemoteAddress'
EP_S5U-Single:
  allOf:
    - $ref: 'TS28623_GenericNrm.yaml#/components/schemas/Top'
    - type: object
      properties:
        attributes:
          allOf:
            - $ref: 'TS28623_GenericNrm.yaml#/components/schemas/EP_RP-Attr'
            - type: object
              properties:
                localAddress:
                  $ref: 'TS28541_NrNrm.yaml#/components/schemas/LocalAddress'
                remoteAddress:
                  $ref: 'TS28541_NrNrm.yaml#/components/schemas/RemoteAddress'
EP_Rx-Single:
  allOf:
    - $ref: 'TS28623_GenericNrm.yaml#/components/schemas/Top'
    - type: object
      properties:
        attributes:
          allOf:
            - $ref: 'TS28623_GenericNrm.yaml#/components/schemas/EP_RP-Attr'
            - type: object
              properties:
                localAddress:
                  $ref: 'TS28541_NrNrm.yaml#/components/schemas/LocalAddress'
                remoteAddress:
                  $ref: 'TS28541_NrNrm.yaml#/components/schemas/RemoteAddress'
EP_MAP_SMSC-Single:
  allOf:
    - $ref: 'TS28623_GenericNrm.yaml#/components/schemas/Top'
    - type: object
      properties:
        attributes:
          allOf:
            - $ref: 'TS28623_GenericNrm.yaml#/components/schemas/EP_RP-Attr'
            - type: object
              properties:
                localAddress:
                  $ref: 'TS28541_NrNrm.yaml#/components/schemas/LocalAddress'
                remoteAddress:
                  $ref: 'TS28541_NrNrm.yaml#/components/schemas/RemoteAddress'
EP_NL1-Single:
  allOf:
    - $ref: 'TS28623_GenericNrm.yaml#/components/schemas/Top'
    - type: object
      properties:
        attributes:
          allOf:
            - $ref: 'TS28623_GenericNrm.yaml#/components/schemas/EP_RP-Attr'
```



```
- type: object
  properties:
    localAddress:
      $ref: 'TS28541_NrNrm.yaml#/components/schemas/LocalAddress'
    remoteAddress:
      $ref: 'TS28541_NrNrm.yaml#/components/schemas/RemoteAddress'
EP_NL2-Single:
  allOf:
  - $ref: 'TS28623_GenericNrm.yaml#/components/schemas/Top'
  - type: object
    properties:
      attributes:
        allOf:
        - $ref: 'TS28623_GenericNrm.yaml#/components/schemas/EP_RP-Attr'
        - type: object
          properties:
            localAddress:
              $ref: 'TS28541_NrNrm.yaml#/components/schemas/LocalAddress'
            remoteAddress:
              $ref: 'TS28541_NrNrm.yaml#/components/schemas/RemoteAddress'
EP_N60-Single:
  allOf:
  - $ref: 'TS28623_GenericNrm.yaml#/components/schemas/Top'
  - type: object
    properties:
      attributes:
        allOf:
        - $ref: 'TS28623_GenericNrm.yaml#/components/schemas/EP_RP-Attr'
        - type: object
          properties:
            localAddress:
              $ref: 'TS28541_NrNrm.yaml#/components/schemas/LocalAddress'
            remoteAddress:
              $ref: 'TS28541_NrNrm.yaml#/components/schemas/RemoteAddress'
EP_Npc4-Single:
  allOf:
  - $ref: 'TS28623_GenericNrm.yaml#/components/schemas/Top'
  - type: object
    properties:
      attributes:
        allOf:
        - $ref: 'TS28623_GenericNrm.yaml#/components/schemas/EP_RP-Attr'
        - type: object
          properties:
            localAddress:
              $ref: 'TS28541_NrNrm.yaml#/components/schemas/LocalAddress'
            remoteAddress:
              $ref: 'TS28541_NrNrm.yaml#/components/schemas/RemoteAddress'
EP_Npc6-Single:
  allOf:
  - $ref: 'TS28623_GenericNrm.yaml#/components/schemas/Top'
  - type: object
    properties:
      attributes:
        allOf:
        - $ref: 'TS28623_GenericNrm.yaml#/components/schemas/EP_RP-Attr'
        - type: object
          properties:
            localAddress:
              $ref: 'TS28541_NrNrm.yaml#/components/schemas/LocalAddress'
            remoteAddress:
              $ref: 'TS28541_NrNrm.yaml#/components/schemas/RemoteAddress'
EP_Npc7-Single:
  allOf:
  - $ref: 'TS28623_GenericNrm.yaml#/components/schemas/Top'
  - type: object
    properties:
      attributes:
        allOf:
        - $ref: 'TS28623_GenericNrm.yaml#/components/schemas/EP_RP-Attr'
        - type: object
          properties:
            localAddress:
              $ref: 'TS28541_NrNrm.yaml#/components/schemas/LocalAddress'
            remoteAddress:
              $ref: 'TS28541_NrNrm.yaml#/components/schemas/RemoteAddress'
EP_Npc8-Single:
```

```

allof:
- $ref: 'TS28623_GenericNrm.yaml#/components/schemas/Top'
- type: object
  properties:
    attributes:
      allof:
        - $ref: 'TS28623_GenericNrm.yaml#/components/schemas/EP_RP-Attr'
        - type: object
          properties:
            localAddress:
              $ref: 'TS28541_NrNrm.yaml#/components/schemas/LocalAddress'
            remoteAddress:
              $ref: 'TS28541_NrNrm.yaml#/components/schemas/RemoteAddress'

EP_N88-Single:
allof:
- $ref: 'TS28623_GenericNrm.yaml#/components/schemas/Top'
- type: object
  properties:
    attributes:
      allof:
        - $ref: 'TS28623_GenericNrm.yaml#/components/schemas/EP_RP-Attr'
        - type: object
          properties:
            localAddress:
              $ref: 'TS28541_NrNrm.yaml#/components/schemas/LocalAddress'
            remoteAddress:
              $ref: 'TS28541_NrNrm.yaml#/components/schemas/RemoteAddress'

FiveQIDscpMappingSet-Single:
allof:
- $ref: 'TS28623_GenericNrm.yaml#/components/schemas/Top'
- type: object
  properties:
    attributes:
      allof:
        - type: object
          properties:
            FiveQIDscpMappingList:
              type: array
              items:
                $ref: '#/components/schemas/FiveQIDscpMapping'

FiveQICharacteristics-Single:
allof:
- $ref: 'TS28623_GenericNrm.yaml#/components/schemas/Top'
- type: object
  properties:
    fiveQIValue:
      type: integer
    resourceType:
      type: string
      enum:
        - GBR
        - NON_GBR
        - DELAY_CRITICAL_GBR
    priorityLevel:
      type: integer
    packetDelayBudget:
      type: integer
    packetErrorRate:
      $ref: '#/components/schemas/PacketErrorRate'
    averagingWindow:
      type: integer
    maximumDataBurstVolume:
      type: integer
FiveQICharacteristics-Multiple:
  type: array
  items:
    $ref: '#/components/schemas/FiveQICharacteristics-Single'
Configurable5QISet-Single:
allof:
- $ref: 'TS28623_GenericNrm.yaml#/components/schemas/Top'
- type: object
  properties:
    attributes:
      allof:
        - type: object

```

```

        properties:
          configurable5QIs:
            $ref: '#/components/schemas/FiveQICharacteristics-Multiple'

Dynamic5QISet-Single:
  allOf:
    - $ref: 'TS28623_GenericNrm.yaml#/components/schemas/Top'
    - type: object
      properties:
        attributes:
          allOf:
            - type: object
              properties:
                dynamic5QIs:
                  $ref: '#/components/schemas/FiveQICharacteristics-Multiple'

GtpUPathQoSMonitoringControl-Single:
  allOf:
    - $ref: 'TS28623_GenericNrm.yaml#/components/schemas/Top'
    - type: object
      properties:
        attributes:
          allOf:
            - type: object
              properties:
                gtpUPathQoSMonitoringState:
                  type: string
                  enum:
                    - ENABLED
                    - DISABLED
                gtpUPathMonitoredSNSSAIs:
                  type: array
                  items:
                    $ref: 'TS28541_NrNrm.yaml#/components/schemas/Snssai'
                monitoredDSCPs:
                  type: array
                  items:
                    type: integer
                    minimum: 0
                    maximum: 255
                isEventTriggeredGtpUPathMonitoringSupported:
                  type: boolean
                isPeriodicGtpUMonitoringSupported:
                  type: boolean
                isImmediateGtpUMonitoringSupported:
                  type: boolean
                gtpUPathDelayThresholds:
                  $ref: '#/components/schemas/GtpUPathDelayThresholdsType'
                gtpUPathMinimumWaitTime:
                  type: integer
                gtpUPathMeasurementPeriod:
                  type: integer

QFQoSMonitoringControl-Single:
  allOf:
    - $ref: 'TS28623_GenericNrm.yaml#/components/schemas/Top'
    - type: object
      properties:
        attributes:
          allOf:
            - type: object
              properties:
                qFQoSMonitoringState:
                  type: string
                  enum:
                    - ENABLED
                    - DISABLED
                qFMonitoredSNSSAIs:
                  type: array
                  items:
                    $ref: 'TS28541_NrNrm.yaml#/components/schemas/Snssai'
                qFMonitored5QIs:
                  type: array
                  items:
                    type: integer
                    minimum: 0
                    maximum: 255
                isEventTriggeredQFMonitoringSupported:

```

```

    type: boolean
  isPeriodicQFMonitoringSupported:
    type: boolean
  isSessionReleasedQFMonitoringSupported:
    type: boolean
  qFPacketDelayThresholds:
    $ref: '#/components/schemas/QFPacketDelayThresholdsType'
  qFMinimumWaitTime:
    type: integer
  qFMeasurementPeriod:
    type: integer

```

```

PredefinedPccRuleSet-Single:
  allOf:
  - $ref: 'TS28623_GenericNrm.yaml#/components/schemas/Top'
  - type: object
    properties:
      attributes:
        allOf:
        - type: object
          properties:
            predefinedPccRules:
              type: array
              items:
                $ref: '#/components/schemas/PccRule'

```

#----- Definition of JSON arrays for name-contained IOCs -----

```

SubNetwork-Multiple:
  type: array
  items:
    $ref: '#/components/schemas/SubNetwork-Single'
ManagedElement-Multiple:
  type: array
  items:
    $ref: '#/components/schemas/ManagedElement-Single'
AmfFunction-Multiple:
  type: array
  items:
    $ref: '#/components/schemas/AmfFunction-Single'
SmfFunction-Multiple:
  type: array
  items:
    $ref: '#/components/schemas/SmfFunction-Single'
UpfFunction-Multiple:
  type: array
  items:
    $ref: '#/components/schemas/UpfFunction-Single'
N3iwfFunction-Multiple:
  type: array
  items:
    $ref: '#/components/schemas/N3iwfFunction-Single'
PcfFunction-Multiple:
  type: array
  items:
    $ref: '#/components/schemas/PcfFunction-Single'
AusfFunction-Multiple:
  type: array
  items:
    $ref: '#/components/schemas/AusfFunction-Single'
UdmFunction-Multiple:
  type: array
  items:
    $ref: '#/components/schemas/UdmFunction-Single'
UdrFunction-Multiple:
  type: array
  items:
    $ref: '#/components/schemas/UdrFunction-Single'
UdsfFunction-Multiple:
  type: array
  items:
    $ref: '#/components/schemas/UdsfFunction-Single'
NrfFunction-Multiple:
  type: array
  items:
    $ref: '#/components/schemas/NrfFunction-Single'
NssfFunction-Multiple:
  type: array

```

```
    items:
      $ref: '#/components/schemas/NssfFunction-Single'
SmsfFunction-Multiple:
  type: array
  items:
    $ref: '#/components/schemas/SmsfFunction-Single'
LmfFunction-Multiple:
  type: array
  items:
    $ref: '#/components/schemas/LmfFunction-Single'
NgeirFunction-Multiple:
  type: array
  items:
    $ref: '#/components/schemas/NgeirFunction-Single'
SeppFunction-Multiple:
  type: array
  items:
    $ref: '#/components/schemas/SeppFunction-Single'
NwdafFunction-Multiple:
  type: array
  items:
    $ref: '#/components/schemas/NwdafFunction-Single'
ScpFunction-Multiple:
  type: array
  items:
    $ref: '#/components/schemas/ScpFunction-Single'
NefFunction-Multiple:
  type: array
  items:
    $ref: '#/components/schemas/NefFunction-Single'

NsacfFunction-Multiple:
  type: array
  items:
    $ref: '#/components/schemas/NsacfFunction-Single'

ExternalAmfFunction-Multiple:
  type: array
  items:
    $ref: '#/components/schemas/ExternalAmfFunction-Single'
ExternalNrfFunction-Multiple:
  type: array
  items:
    $ref: '#/components/schemas/ExternalNrfFunction-Single'
ExternalNssfFunction-Multiple:
  type: array
  items:
    $ref: '#/components/schemas/ExternalNssfFunction-Single'
ExternalSeppFunction-Multiple:
  type: array
  items:
    $ref: '#/components/schemas/ExternalSeppFunction-Single'

AmfSet-Multiple:
  type: array
  items:
    $ref: '#/components/schemas/AmfSet-Single'
AmfRegion-Multiple:
  type: array
  items:
    $ref: '#/components/schemas/AmfRegion-Single'

EASDFFunction-Multiple:
  type: array
  items:
    $ref: '#/components/schemas/EASDFFunction-Single'

EP_N2-Multiple:
  type: array
  items:
    $ref: '#/components/schemas/EP_N2-Single'
EP_N3-Multiple:
  type: array
  items:
    $ref: '#/components/schemas/EP_N3-Single'
EP_N4-Multiple:
  type: array
  items:
```

```
    $ref: '#/components/schemas/EP_N4-Single'
EP_N5-Multiple:
  type: array
  items:
    $ref: '#/components/schemas/EP_N5-Single'
EP_N6-Multiple:
  type: array
  items:
    $ref: '#/components/schemas/EP_N6-Single'
EP_N7-Multiple:
  type: array
  items:
    $ref: '#/components/schemas/EP_N7-Single'
EP_N8-Multiple:
  type: array
  items:
    $ref: '#/components/schemas/EP_N8-Single'
EP_N9-Multiple:
  type: array
  items:
    $ref: '#/components/schemas/EP_N9-Single'
EP_N10-Multiple:
  type: array
  items:
    $ref: '#/components/schemas/EP_N10-Single'
EP_N11-Multiple:
  type: array
  items:
    $ref: '#/components/schemas/EP_N11-Single'
EP_N12-Multiple:
  type: array
  items:
    $ref: '#/components/schemas/EP_N12-Single'
EP_N13-Multiple:
  type: array
  items:
    $ref: '#/components/schemas/EP_N13-Single'
EP_N14-Multiple:
  type: array
  items:
    $ref: '#/components/schemas/EP_N14-Single'
EP_N15-Multiple:
  type: array
  items:
    $ref: '#/components/schemas/EP_N15-Single'
EP_N16-Multiple:
  type: array
  items:
    $ref: '#/components/schemas/EP_N16-Single'
EP_N17-Multiple:
  type: array
  items:
    $ref: '#/components/schemas/EP_N17-Single'

EP_N20-Multiple:
  type: array
  items:
    $ref: '#/components/schemas/EP_N20-Single'
EP_N21-Multiple:
  type: array
  items:
    $ref: '#/components/schemas/EP_N21-Single'
EP_N22-Multiple:
  type: array
  items:
    $ref: '#/components/schemas/EP_N22-Single'

EP_N26-Multiple:
  type: array
  items:
    $ref: '#/components/schemas/EP_N26-Single'
EP_N27-Multiple:
  type: array
  items:
    $ref: '#/components/schemas/EP_N27-Single'

EP_N31-Multiple:
  type: array
```

```
    items:
      $ref: '#/components/schemas/EP_N31-Single'
EP_N32-Multiple:
  type: array
  items:
    $ref: '#/components/schemas/EP_N32-Single'
EP_N33-Multiple:
  type: array
  items:
    $ref: '#/components/schemas/EP_N33-Single'
EP_N34-Multiple:
  type: array
  items:
    $ref: '#/components/schemas/EP_N34-Single'
EP_S5C-Multiple:
  type: array
  items:
    $ref: '#/components/schemas/EP_S5C-Single'
EP_S5U-Multiple:
  type: array
  items:
    $ref: '#/components/schemas/EP_S5U-Single'
EP_Rx-Multiple:
  type: array
  items:
    $ref: '#/components/schemas/EP_Rx-Single'
EP_MAP_SMSC-Multiple:
  type: array
  items:
    $ref: '#/components/schemas/EP_MAP_SMSC-Single'
EP_NL1-Multiple:
  type: array
  items:
    $ref: '#/components/schemas/EP_NL1-Single'
EP_NL2-Multiple:
  type: array
  items:
    $ref: '#/components/schemas/EP_NL2-Single'
EP_N60-Multiple:
  type: array
  items:
    $ref: '#/components/schemas/EP_N60-Single'
EP_Npc4-Multiple:
  type: array
  items:
    $ref: '#/components/schemas/EP_Npc4-Single'
EP_Npc6-Multiple:
  type: array
  items:
    $ref: '#/components/schemas/EP_Npc6-Single'
EP_Npc7-Multiple:
  type: array
  items:
    $ref: '#/components/schemas/EP_Npc7-Single'
EP_Npc8-Multiple:
  type: array
  items:
    $ref: '#/components/schemas/EP_Npc8-Single'
EP_N88-Multiple:
  type: array
  items:
    $ref: '#/components/schemas/EP_N88-Single'
Configurable5QISet-Multiple:
  type: array
  items:
    $ref: '#/components/schemas/Configurable5QISet-Single'
Dynamic5QISet-Multiple:
  type: array
  items:
    $ref: '#/components/schemas/Dynamic5QISet-Single'
EcmConnectionInfo-Multiple:
  type: array
  items:
    $ref: '#/components/schemas/EcmConnectionInfo-Single'
```

#----- Definitions in TS 28.541 for TS 28.532 -----

resources-5gcNrm:

oneOf:

- \$ref: '#/components/schemas/ProvMnS'
- \$ref: '#/components/schemas/SubNetwork-Single'
- \$ref: '#/components/schemas/ManagedElement-Single'
- \$ref: '#/components/schemas/AmfFunction-Single'
- \$ref: '#/components/schemas/SmfFunction-Single'
- \$ref: '#/components/schemas/UpfFunction-Single'
- \$ref: '#/components/schemas/N3iwfFunction-Single'
- \$ref: '#/components/schemas/PcfFunction-Single'
- \$ref: '#/components/schemas/AusfFunction-Single'
- \$ref: '#/components/schemas/UdmFunction-Single'
- \$ref: '#/components/schemas/UdrFunction-Single'
- \$ref: '#/components/schemas/UdsfFunction-Single'
- \$ref: '#/components/schemas/NrfFunction-Single'
- \$ref: '#/components/schemas/NssfFunction-Single'
- \$ref: '#/components/schemas/SmsfFunction-Single'
- \$ref: '#/components/schemas/LmfFunction-Single'
- \$ref: '#/components/schemas/NgeirFunction-Single'
- \$ref: '#/components/schemas/SeppFunction-Single'
- \$ref: '#/components/schemas/NwdafFunction-Single'
- \$ref: '#/components/schemas/ScpFunction-Single'
- \$ref: '#/components/schemas/NefFunction-Single'
- \$ref: '#/components/schemas/NsacfFunction-Single'
- \$ref: '#/components/schemas/DDNMFFunction-Single'

- \$ref: '#/components/schemas/ExternalAmfFunction-Single'
- \$ref: '#/components/schemas/ExternalNrfFunction-Single'
- \$ref: '#/components/schemas/ExternalNssfFunction-Single'
- \$ref: '#/components/schemas/ExternalSeppFunction-Single'

- \$ref: '#/components/schemas/AmfSet-Single'
- \$ref: '#/components/schemas/AmfRegion-Single'
- \$ref: '#/components/schemas/QFQoSMonitoringControl-Single'
- \$ref: '#/components/schemas/GtpUPathQoSMonitoringControl-Single'

- \$ref: '#/components/schemas/EP_N2-Single'
- \$ref: '#/components/schemas/EP_N3-Single'
- \$ref: '#/components/schemas/EP_N4-Single'
- \$ref: '#/components/schemas/EP_N5-Single'
- \$ref: '#/components/schemas/EP_N6-Single'
- \$ref: '#/components/schemas/EP_N7-Single'
- \$ref: '#/components/schemas/EP_N8-Single'
- \$ref: '#/components/schemas/EP_N9-Single'
- \$ref: '#/components/schemas/EP_N10-Single'
- \$ref: '#/components/schemas/EP_N11-Single'
- \$ref: '#/components/schemas/EP_N12-Single'
- \$ref: '#/components/schemas/EP_N13-Single'
- \$ref: '#/components/schemas/EP_N14-Single'
- \$ref: '#/components/schemas/EP_N15-Single'
- \$ref: '#/components/schemas/EP_N16-Single'
- \$ref: '#/components/schemas/EP_N17-Single'

- \$ref: '#/components/schemas/EP_N20-Single'
- \$ref: '#/components/schemas/EP_N21-Single'
- \$ref: '#/components/schemas/EP_N22-Single'

- \$ref: '#/components/schemas/EP_N26-Single'
- \$ref: '#/components/schemas/EP_N27-Single'

- \$ref: '#/components/schemas/EP_N31-Single'
- \$ref: '#/components/schemas/EP_N32-Single'
- \$ref: '#/components/schemas/EP_N33-Single'
- \$ref: '#/components/schemas/EP_N34-Single'
- \$ref: '#/components/schemas/EP_N60-Single'
- \$ref: '#/components/schemas/EP_N88-Single'

- \$ref: '#/components/schemas/EP_Npc4-Single'
- \$ref: '#/components/schemas/EP_Npc6-Single'
- \$ref: '#/components/schemas/EP_Npc7-Single'
- \$ref: '#/components/schemas/EP_Npc8-Single'

- \$ref: '#/components/schemas/EP_S5C-Single'
- \$ref: '#/components/schemas/EP_S5U-Single'
- \$ref: '#/components/schemas/EP_Rx-Single'
- \$ref: '#/components/schemas/EP_MAP_SMSC-Single'

- \$ref: '#/components/schemas/EP_NL1-Single'
- \$ref: '#/components/schemas/EP_NL2-Single'
- \$ref: '#/components/schemas/Configurable5QISet-Single'
- \$ref: '#/components/schemas/FiveQIDscpMappingSet-Single'
- \$ref: '#/components/schemas/PredefinedPccRuleSet-Single'
- \$ref: '#/components/schemas/Dynamic5QISet-Single'
- \$ref: '#/components/schemas/EASDFFunction-Single'
- \$ref: '#/components/schemas/EcmConnectionInfo-Single'

<CODE ENDS>

Annex H (normative): YANG definitions for 5GC

H.1 General

This annex contains the YANG definitions for the 5GC NRM, in accordance with 5GC information model definitions specified in clause 4.

H.2 Void

H.3 Void

H.4 Void

H.5 Modules

H.5.1 module `_3gpp-5g-common-yang-types.yang`

```
<CODE BEGINS>
module _3gpp-5g-common-yang-types {
  yang-version 1.1;
  namespace "urn:3gpp:sa5:_3gpp-5g-common-yang-types";
  prefix "types5g3gpp";

  import ietf-yang-types { prefix yang; }
  import _3gpp-common-yang-types { prefix types3gpp; }

  organization "3GPP SA5";
  contact "https://www.3gpp.org/DynaReport/TSG-WG--S5--officials.htm?Itemid=464";
  description "The model defines common types for 5G networks and
    network slicing.
    Copyright 2023, 3GPP Organizational Partners (ARIB, ATIS, CCSA, ETSI, TSDSI,
    TTA, TTC). All rights reserved.";
  reference "3GPP TS 28.541";

  revision 2023-09-17 { reference CR-1042 ; }
  revision 2023-05-09 { reference CR-0915; }
  revision 2021-08-05 { reference S5-214053/CR-0518; }
  revision 2020-11-05 { reference CR-0412 ; }
  revision 2019-10-20 { reference "Initial version." ; }

  grouping SNssai {
    description
      "Single Network Slice Selection Assistance Information(S-NSSAI)";
    reference "3GPP TS 23.003";

    leaf sd {
      description "Slice Differentiator
        If not needed, the value can be set to ff:ff:ff.";
      type yang:hex-string {
```

```

    length 8;
  }
  reference "3GPP TS 23.003";
}

leaf sst {
  type uint8;
  description "Slice/Service Type.
    Values 0 to 127 belong to standardized SST range and are defined in
    3GPP TS 23.501. Values 128 to 255 belong to operator-specific range.";
}

grouping PLMNInfo {
  description "The PLMNInfo data type define a S-NSSAI member in a specific
    PLMNId, and it have two attributes PLMNId and S-NSSAI (PLMNId, S-NSSAI).
    The PLMNId represents a data type that is comprised of mcc
    (mobile country code) and mnc (mobile network code), (See TS 23.003
    subclause 2.2 and 12.1) and S-NSSAI represents an data type, that is
    comprised of an SST (Slice/Service type) and an optional
    SD (Slice Differentiator) field";
  uses types3gpp:PLMNId;
  uses SNssai;
}

typedef CommModelType {
  reference "3GPP TS 23501";
  type enumeration {
    enum DIRECT_COMMUNICATION_WO_NRF {
      value 0;
      description "Directly communicate to other pre-configured NF service.";
    }

    enum DIRECT_COMMUNICATION_WITH_NRF {
      value 1;
      description "Directly communicate to other NF service discovered
        by NRF.";
    }

    enum INDIRECT_COMMUNICATION_WO_DEDICATED_DISCOVERY {
      value 2;
      description "Communicate to pre-configured other NF service through
        SCP as a proxy.";
    }

    enum INDIRECT_COMMUNICATION_WITH_DEDICATED_DISCOVERY {
      value 3;
      description "Communication to NF service discovered by NRF through SCP
        as a proxy.";
    }
  }
}

grouping CommModel {
  leaf groupId {
    type uint16;
  }
  leaf commModelType {
    type CommModelType;
  }
  leaf-list targetNFServiceList {
    type types3gpp:DistinguishedName;
  }
  leaf commModelConfiguration {
    type string;
  }
}

grouping SupportedFunc {
  leaf function {
    type string;
  }
  leaf policy {
    type string;
  }
}

```

```

typedef EnergySavingLoadThresholdT {
    type uint32 {
        range 0..10000;
    }
    units 1/10000;
}

typedef EnergySavingTimeDurationT {
    type uint32 {
        range 0..900;
    }
    units seconds;
}

typedef PhysCellID {
    type uint32 {
        range "0..1007";
    }
    reference "clause 7.4.2 of TS 38.211";
}

typedef UTC24TimeOfDayT {
    description "Time of day in HH:MM or H:MM 24-hour format per UTC
    time zone.";
    type string {
        pattern "([01]?[0-9])|(2[0-3]):([0-5][0-9])";
    }
}

typedef DayOfWeekT {
    type enumeration {
        enum Monday;
        enum Tuesday;
        enum Wednesday;
        enum Thursday;
        enum Friday;
        enum Saturday;
        enum Sunday;
    }
}
}
<CODE ENDS>

```

H.5.1a module _3gpp-5gc-nrm-affunction.yang

```

<CODE BEGINS>
module _3gpp-5gc-nrm-affunction {
    yang-version 1.1;

    namespace urn:3gpp:sa5:_3gpp-5gc-nrm-affunction;
    prefix af3gpp;

    import _3gpp-common-managed-function { prefix mf3gpp; }
    import _3gpp-common-managed-element { prefix me3gpp; }
    import _3gpp-common-top { prefix top3gpp; }

    organization "3gpp SA5";
    description "This IOC is defined only to describe the IOCs representing
    its interaction interface with 5GC (i.e. EP_Rx and EP_N5).
    It has no attributes defined.
    Copyright 2023, 3GPP Organizational Partners (ARIB, ATIS, CCSA, ETSI, TSDSI,
    TTA, TTC). All rights reserved.";
    reference "3GPP TS 28.541";

    revision 2023-09-17 { reference CR-1042 ; }
    revision 2019-10-28 { reference S5-193518 ; }

    revision 2019-05-15 {
        description "initial revision";
    }

    grouping AFFunctionGrp {
        uses mf3gpp:ManagedFunctionGrp;
    }
}

```

```

augment "/me3gpp:ManagedElement" {
  list AFFunction {
    description "5G Core AF Function";
    reference "3GPP TS 28.541";
    key id;
    uses top3gpp:Top_Grp;
    container attributes {
      uses AFFunctionGrp;
    }
  }
}
}
}
<CODE ENDS>

```

H.5.2 module _3gpp-5gc-nrm-amffunction.yang

```

<CODE BEGINS>
module _3gpp-5gc-nrm-amffunction {
  yang-version 1.1;
  namespace urn:3gpp:sa5:_3gpp-5gc-nrm-amffunction;
  prefix amf3gpp;

  import _3gpp-common-managed-function { prefix mf3gpp; }
  import _3gpp-common-managed-element { prefix me3gpp; }
  import _3gpp-common-yang-types { prefix types3gpp; }
  import _3gpp-5g-common-yang-types { prefix types5g3gpp; }
  import ietf-inet-types { prefix inet; }
  import _3gpp-common-top { prefix top3gpp; }

  organization "3gpp SA5";
  contact "https://www.3gpp.org/DynaReport/TSG-WG--S5--officials.htm?Itemid=464";
  description "AMFFunction derived from basic ManagedFunction.
  Copyright 2023, 3GPP Organizational Partners (ARIB, ATIS, CCSA, ETSI, TSDSI,
  TTA, TTC). All rights reserved.";
  reference "3GPP TS 28.541 5G Network Resource Model (NRM)";

  revision 2023-09-17 { reference CR-1042 ; }
  revision 2022-01-07 { reference CR-0643; }
  revision 2020-11-06 { reference CR-0412 ; }
  revision 2019-10-25 { reference "S5-194457 S5-193518"; }

  revision 2019-05-31 { reference "Ericsson refactoring."; }
  revision 2018-08-07 { reference "Initial revision"; }

  grouping AMFFunctionGrp {
    description "Represents the AMFFunction IOC";
    uses mf3gpp:ManagedFunctionGrp;

    list pLMNIdList {
      min-elements 1;
      description "A list of PLMN identifiers (Mobile Country Code and Mobile
      Network Code).";
      key "mcc mnc";
      uses types3gpp:PLMNId;
    }

    container aMFIIdentifier {
      presence true;
      description "An AMF identifier, comprising an AMF Region ID, an
      AMF Set ID and an AMF Pointer.";
      uses types3gpp:AmfIdentifier;
    }

    leaf sBIFQDN {
      description "The FQDN of the registered NF instance in the
      service-based interface.";
      type inet:domain-name;
    }

    list sNSSAIDList {
      min-elements 1;
      description "List of S-NSSAIs the managed object is capable of supporting.
      (Single Network Slice Selection Assistance Information)
      An S-NSSAI has an SST (Slice/Service type) and an optional SD
      (Slice Differentiator) field.";
      reference "3GPP TS 23.003";
    }
  }
}

```

```

    key "sd sst";
    uses types5g3gpp:SNssai;
  }

  list managedNFProfile {
    key idx;
    min-elements 1;
    max-elements 1;
    uses types3gpp:ManagedNFProfile;
  }

  list commModelList {
    min-elements 1;
    key "groupId";
    description "Specifies a list of commModel. It can be used by NF and
      NF services to interact with each other in 5G Core network ";
    reference "3GPP TS 23.501";
    uses types5g3gpp:CommModel;
  }
}

augment "/me3gpp:ManagedElement" {
  list AMFFunction {
    description "5G Core AMF Function";
    reference "3GPP TS 28.541";
    key id;
    uses top3gpp:Top_Grp;
    container attributes {
      uses AMFFunctionGrp;
    }
    uses mf3gpp:ManagedFunctionContainedClasses;
  }
}
}
}
<CODE ENDS>

```

H.5.3 module _3gpp-5gc-nrm-amfregion.yang

```

<CODE BEGINS>
module _3gpp-5gc-nrm-amfregion {
  yang-version 1.1;
  namespace urn:3gpp:sa5:_3gpp-5gc-nrm-amfregion;
  prefix amfr3gpp;

  import _3gpp-common-yang-types { prefix types3gpp; }
  import _3gpp-common-subnetwork { prefix subnet3gpp; }
  import _3gpp-common-top { prefix top3gpp; }
  import _3gpp-common-managed-function { prefix mf3gpp; }
  import _3gpp-5g-common-yang-types { prefix types5g3gpp; }

  organization "3gpp SA5";
  contact "https://www.3gpp.org/DynaReport/TSG-WG--S5--officials.htm?Itemid=464";
  description "This IOC represents the AMF Region which consists one or
    multiple AMF Sets.
    Copyright 2023, 3GPP Organizational Partners (ARIB, ATIS, CCSA, ETSI, TSDSI,
    TTA, TTC). All rights reserved.";
  reference "3GPP TS 28.541 5G Network Resource Model (NRM)";

  revision 2023-09-17 { reference CR-1042 ; }
  revision 2022-01-07 { reference CR-0643; }
  revision 2020-11-06 { reference CR-0412 ; }
  revision 2019-10-28 { reference S5-193518 ; }
  revision 2019-06-11 { reference ""; }

  grouping AMFRegionGrp {
    description "Represents the AMFRegion IOC";
    uses mf3gpp:ManagedFunctionGrp;

    list pLMNidList {
      description "List of at most six entries of PLMN Identifiers, but at
        least one (the primary PLMN Id).
        The PLMN Identifier is composed of a Mobile Country Code (MCC)
        and a Mobile Network Code (MNC).";

      min-elements 1;
    }
  }
}

```

```

    max-elements 6;
    key "mcc mnc";
    uses types3gpp:PLMNId;
  }

  leaf-list nRTACLList {
    description "List of Tracking Area Codes (legacy TAC or extended TAC)
      where the represented management function is serving.";
    reference "TS 38.413 clause 9.3.3.10";
    min-elements 1;
    config false;
    type types3gpp:Tac;
  }

  list sNSSAIList {
    description "List of S-NSSAIs the managed object is capable of supporting.
      (Single Network Slice Selection Assistance Information)
      An S-NSSAI has an SST (Slice/Service type) and an optional SD
      (Slice Differentiator) field.";
    //conditional support only if the network slicing feature is supported.
    reference "3GPP TS 23.003";
    key "sd sst";
    uses types5g3gpp:SNssai;
  }

  leaf amFRegionId {
    description "Represents the AMF Region ID, which identifies the region.";
    mandatory true;
    type types3gpp:AmfRegionId;
  }

  leaf-list amFSet {
    description "The AMFSet that the AFMRegion is associated with.";
    min-elements 1;
    type instance-identifier;
  }
}

augment "/subnet3gpp:SubNetwork" {
  list AMFRegion {
    description "5G Core AMFRegion IOC";
    reference "3GPP TS 28.541";
    key id;
    uses top3gpp:Top_Grp;
    container attributes {
      uses AMFRegionGrp;
    }
    uses mf3gpp:ManagedFunctionContainedClasses;
  }
}
}
<CODE ENDS>

```

H.5.4 module _3gpp-5gc-nrm-amfset.yang

```

<CODE BEGINS>
module _3gpp-5gc-nrm-amfset {
  yang-version 1.1;
  namespace urn:3gpp:sa5:_3gpp-5gc-nrm-amfset;
  prefix amfset3gpp;

  import _3gpp-common-yang-types { prefix types3gpp; }
  import _3gpp-common-subnetwork { prefix subnet3gpp; }
  import _3gpp-common-top { prefix top3gpp; }
  import _3gpp-common-managed-function { prefix mf3gpp; }
  import _3gpp-5g-common-yang-types { prefix types5g3gpp; }

  organization "3gpp SA5";
  contact "https://www.3gpp.org/DynaReport/TSG-WG--S5--officials.htm?Itemid=464";
  description "This IOC represents the AMF Set which consists of some AMFs
    that serve a given area and Network Slice.
    Copyright 2023, 3GPP Organizational Partners (ARIB, ATIS, CCSA, ETSI, TSDSI,
    TTA, TTC). All rights reserved.";
  reference "3GPP TS 28.541 5G Network Resource Model (NRM)";

  revision 2023-09-17 { reference CR-1042 ; }
}

```

```

revision 2022-01-07 { reference CR-0643; }
revision 2020-11-06 { reference CR-0412 ; }
revision 2019-10-28 { reference S5-193518 ; }
revision 2019-06-11 { reference "Ericsson refactoring." ; }

grouping AMFSetGrp {
  description "Represents the AMFSet IOC";
  uses mf3gpp:ManagedFunctionGrp;

  list pLMNIdList {
    description "List of at most six entries of PLMN Identifiers, but at
      least one (the primary PLMN Id). The PLMN Identifier is composed
      of a Mobile Country Code (MCC) and a Mobile Network Code (MNC).";

    min-elements 1;
    max-elements 6;
    key "mcc mnc";
    uses types3gpp:PLMNId;
  }

  leaf-list nRTACList {
    description "List of Tracking Area Codes (legacy TAC or extended TAC)
      where the represented management function is serving.";
    reference "TS 38.413 clause 9.3.3.10";
    min-elements 1;
    config false;
    type types3gpp:Tac;
  }

  list sNSSAList {
    description "List of S-NSSAIs the managed object is capable of supporting.
      (Single Network Slice Selection Assistance Information)
      An S-NSSAI has an SST (Slice/Service type) and an optional SD
      (Slice Differentiator) field.";
    //conditional support only if the network slicing feature is supported.
    reference "3GPP TS 23.003";
    key "sd sst";
    uses types5g3gpp:SNssai;
  }

  leaf aMFRegion {
    description "The aMFRegion that the AFMSet is associated with.";
    type instance-identifier;
  }

  leaf-list aMFSetMemberList {
    description "List of DNS of AMFFunction instances of the AMFSet.";
    min-elements 1;
    max-elements 1;
    type types3gpp:DistinguishedName;
  }
}

augment "/subnet3gpp:SubNetwork" {
  list AMFSet {
    description "5G Core AMFSet IOC";
    reference "3GPP TS 28.541";
    key id;
    uses top3gpp:Top_Grp;
    container attributes {
      uses AMFSetGrp;
    }
    uses mf3gpp:ManagedFunctionContainedClasses;
  }
}
}
<CODE ENDS>

```

H.5.5 module _3gpp-5gc-nrm-ausffunction.yang

```

<CODE BEGINS>
module _3gpp-5gc-nrm-ausffunction {
  yang-version 1.1;

  namespace urn:3gpp:sa5:_3gpp-5gc-nrm-ausffunction;
  prefix ausf3gpp;

```



```

import _3gpp-common-managed-function { prefix mf3gpp; }
import _3gpp-common-managed-element { prefix me3gpp; }
import ietf-inet-types { prefix inet; }
import _3gpp-5g-common-yang-types { prefix types5g3gpp; }
import _3gpp-common-yang-types { prefix types3gpp; }
import _3gpp-common-top { prefix top3gpp; }

organization "3gpp SA5";
contact "https://www.3gpp.org/DynaReport/TSG-WG--S5--officials.htm?Itemid=464";
description "This IOC represents the AUSF function in 5GC. For more
  information about the AUSF, see 3GPP TS 23.501.
  Copyright 2023, 3GPP Organizational Partners (ARIB, ATIS, CCSA, ETSI, TSDSI,
  TTA, TTC). All rights reserved.";
reference "3GPP TS 28.541";

revision 2023-09-17 { reference CR-1042 ; }
revision 2022-01-07 { reference CR-0643; }
revision 2020-11-06 { reference CR-0412 ; }
revision 2019-10-25 { reference "S5-194457 S5-193518"; }

revision 2019-05-22 {reference "initial revision"; }

grouping AUSFFuntionGrp {
  description "Represents the AUSFFuntion IOC";
  uses mf3gpp:ManagedFunctionGrp;

  list pLMNidList {
    description "List of at most six entries of PLMN Identifiers, but at
      least one (the primary PLMN Id).
      The PLMN Identifier is composed of a Mobile Country Code (MCC) and
      a Mobile Network Code (MNC).";

    min-elements 1;
    max-elements 6;
    key "mcc mnc";
    uses types3gpp:PLMNid;
  }

  leaf sBIFQDN {
    description "The FQDN of the registered NF instance in the
      service-based interface.";
    type inet:domain-name;
  }

  list sNSSAIIList {
    description "List of S-NSSAIs the managed object is capable of supporting.
      (Single Network Slice Selection Assistance Information)
      An S-NSSAI has an SST (Slice/Service type) and an optional SD
      (Slice Differentiator) field.";
    //optional support
    reference "3GPP TS 23.003";
    key "sd sst";
    uses types5g3gpp:SNssai;
  }

  list managedNFProfile {
    key idx;
    min-elements 1;
    max-elements 1;
    uses types3gpp:ManagedNFProfile;
  }

  list commModelList {
    min-elements 1;
    key "groupId";
    description "Specifies a list of commModel. It can be used by NF and
      NF services to interact with each other in 5G Core network ";
    reference "3GPP TS 23.501";
    uses types5g3gpp:CommModel;
  }
}

augment "/me3gpp:ManagedElement" {
  list AUSFFuntion {
    description "5G Core AUSF Function";
    reference "3GPP TS 28.541";
  }
}

```

```

    key id;
    uses top3gpp:Top_Grp;
    container attributes {
        uses AUSFFuntionGrp;
    }
    uses mf3gpp:ManagedFunctionContainedClasses;
}
}
}
<CODE ENDS>

```

H.5.6 module _3gpp-5gc-nrm-dnfunction.yang

```

<CODE BEGINS>
module _3gpp-5gc-nrm-dnfunction {
    yang-version 1.1;

    namespace urn:3gpp:sa5_3gpp-5gc-nrm-dnfunction;
    prefix dn3gpp;

    import _3gpp-common-managed-function { prefix mf3gpp; }
    import _3gpp-common-managed-element { prefix me3gpp; }
    import _3gpp-common-top { prefix top3gpp; }

    organization "3gpp SA5";
    description "This IOC is defined only to describe the IOCs representing
        Data Network (DN) interaction interface with 5GC (i.e. EP_N6).
        It has no attributes defined.
        Copyright 2023, 3GPP Organizational Partners (ARIB, ATIS, CCSA, ETSI, TSDSI,
        TTA, TTC). All rights reserved.";
    reference "3GPP TS 28.541";

    revision 2023-09-17 { reference CR-1042 ; }
    revision 2019-10-28 { reference S5-193518 ; }

    revision 2019-05-15 {
        description "initial revision";
    }

    grouping DNFunctionGrp {
        uses mf3gpp:ManagedFunctionGrp;
    }

    augment "/me3gpp:ManagedElement" {
        list DNFunction {
            description "5G Core DN Function";
            reference "3GPP TS 28.541";
            key id;
            uses top3gpp:Top_Grp;
            container attributes {
                uses DNFunctionGrp;
            }
            uses mf3gpp:ManagedFunctionContainedClasses;
        }
    }
}
<CODE ENDS>

```

H.5.7 module _3gpp-5gc-nrm-ep.yang

```

<CODE BEGINS>
module _3gpp-5gc-nrm-ep {
    yang-version 1.1;
    namespace "urn:3gpp:tsg:sa5:nrm:_3gpp-5gc-nrm-ep";
    prefix "cep3gpp";

    import _3gpp-common-ep-rp { prefix eprp3gpp; }
    import _3gpp-common-managed-element { prefix me3gpp; }
    import _3gpp-5gc-nrm-affunction { prefix af3gpp; }
    import _3gpp-5gc-nrm-amffunction { prefix amf3gpp; }
    import _3gpp-5gc-nrm-ausffunction { prefix ausf3gpp; }
    import _3gpp-5gc-nrm-dnfunction { prefix dn3gpp; }
    import _3gpp-5gc-nrm-lmffunction { prefix lmf3gpp; }
}

```

```
import _3gpp-5gc-nrm-n3iwffunction { prefix n3iwf3gpp; }
import _3gpp-5gc-nrm-ngeirfunction { prefix ngeir3gpp; }
import _3gpp-5gc-nrm-nrffunction { prefix nrf3gpp; }
import _3gpp-5gc-nrm-nssffunction { prefix nssf3gpp; }
import _3gpp-5gc-nrm-pcfunction { prefix pcf3gpp; }
import _3gpp-5gc-nrm-seppfunction { prefix sepp3gpp; }
import _3gpp-5gc-nrm-smfunction { prefix smf3gpp; }
import _3gpp-5gc-nrm-smsfunction { prefix smsf3gpp; }
import _3gpp-5gc-nrm-udmfunction { prefix udm3gpp; }
import _3gpp-5gc-nrm-upfunction { prefix upf3gpp; }
import _3gpp-common-yang-types { prefix types3gpp; }
import _3gpp-common-top { prefix top3gpp; }
import ietf-inet-types { prefix inet; }

organization "3GPP SA5";
description "Defines the YANG mapping of the 5GC related endpoint
            Information Object Classes (IOCs) that are part of the 5G Core
            Network Resource Model.
            Copyright 2023, 3GPP Organizational Partners (ARIB, ATIS, CCSA, ETSI, TSDSI,
            TTA, TTC). All rights reserved.";
reference "3GPP TS 28.541";

revision 2023-09-17 { reference CR-1042 ; }
revision 2019-11-18 {
  description "Ericsson refactoring.";
}

revision 2018-07-31 {
  description "Initial revision";
}

grouping EP_N2Grp {
  uses eprp3gpp:EP_Common;
}

grouping EP_N3Grp {
  uses eprp3gpp:EP_Common;
}

grouping EP_N4Grp {
  uses eprp3gpp:EP_Common;
}

grouping EP_N5Grp {
  uses eprp3gpp:EP_Common;
}

grouping EP_N6Grp {
  uses eprp3gpp:EP_Common;
}

grouping EP_N7Grp {
  uses eprp3gpp:EP_Common;
}

grouping EP_N8Grp {
  uses eprp3gpp:EP_Common;
}

grouping EP_N9Grp {
  uses eprp3gpp:EP_Common;
}

grouping EP_N10Grp {
  uses eprp3gpp:EP_Common;
}

grouping EP_N11Grp {
  uses eprp3gpp:EP_Common;
}

grouping EP_N12Grp {
  uses eprp3gpp:EP_Common;
}

grouping EP_N13Grp {
  uses eprp3gpp:EP_Common;
}
```

```

grouping EP_N14Grp {
  uses eprp3gpp:EP_Common;
}

grouping EP_N15Grp {
  uses eprp3gpp:EP_Common;
}

grouping EP_N16Grp {
  uses eprp3gpp:EP_Common;
}

grouping EP_N17Grp {
  uses eprp3gpp:EP_Common;
}

grouping EP_N20Grp {
  uses eprp3gpp:EP_Common;
}

grouping EP_N21Grp {
  uses eprp3gpp:EP_Common;
}

grouping EP_N22Grp {
  uses eprp3gpp:EP_Common;
}

grouping EP_N26Grp {
  uses eprp3gpp:EP_Common;
}

grouping EP_N27Grp {
  uses eprp3gpp:EP_Common;
}

grouping EP_N31Grp {
  uses eprp3gpp:EP_Common;
}

grouping EP_N32Grp {
  uses eprp3gpp:EP_Common;
  container remotePlmnId {
    description "PLMN Identifiers of the remote sepp.
    The PLMN Identifier is composed of a Mobile Country Code (MCC) and a Mobile
Network Code (MNC).";
    uses types3gpp:PLMNId;
  }

  leaf remoteSeppAddress {
    description "The host address of the SEPP.";
    type inet:host;
  }

  leaf remoteSeppId {
    type uint16;
  }

  leaf n32cParas {
    type string;
  }

  leaf n32fPolicy {
    type string;
  }

  leaf withIPX {
    type boolean;
  }
}

grouping EP_S5CGrp {
  uses eprp3gpp:EP_Common;
}

grouping EP_S5UGrp {
  uses eprp3gpp:EP_Common;
}

```

```
}

grouping EP_RxGrp {
  uses eprp3gpp:EP_Common;
}

grouping EP_MAP_SMSCGrp {
  uses eprp3gpp:EP_Common;
}

grouping EP_NLSGrp {
  uses eprp3gpp:EP_Common;
}

grouping EP_NLGrp {
  uses eprp3gpp:EP_Common;
}

grouping EP_SBI_IPXGrp {
  uses eprp3gpp:EP_Common;
  leaf-list sBIService {
    min-elements 1;
    config false;
    type string;
  }
}

augment "/me3gpp:ManagedElement/af3gpp:AFFunction" {
  list EP_N6 {
    description "Represents the EP_N6 IOC.";
    key id;
    uses top3gpp:Top_Grp;
    container attributes {
      uses EP_N6Grp;
    }
  }

  list EP_Rx {
    description "Represents the EP_Rx IOC.";
    key id;
    uses top3gpp:Top_Grp;
    container attributes {
      uses EP_RxGrp;
    }
  }
}

augment "/me3gpp:ManagedElement/amf3gpp:AMFFunction" {
  list EP_N2 {
    description "Represents the EP_N2 IOC.";
    key id;
    uses top3gpp:Top_Grp;
    container attributes {
      uses EP_N2Grp;
    }
  }

  list EP_N8 {
    description "Represents the EP_N8 IOC.";
    key id;
    uses top3gpp:Top_Grp;
    container attributes {
      uses EP_N8Grp;
    }
  }

  list EP_N11 {
    description "Represents the EP_N11 IOC.";
    key id;
    uses top3gpp:Top_Grp;
    container attributes {
      uses EP_N11Grp;
    }
  }

  list EP_N12 {
    description "Represents the EP_N12 IOC.";
    key id;
  }
}
```

```
    uses top3gpp:Top_Grp;
    container attributes {
      uses EP_N12Grp;
    }
  }

list EP_N14 {
  description "Represents the EP_N14 IOC.";
  key id;
  uses top3gpp:Top_Grp;
  container attributes {
    uses EP_N14Grp;
  }
}

list EP_N15 {
  description "Represents the EP_N15 IOC.";
  key id;
  uses top3gpp:Top_Grp;
  container attributes {
    uses EP_N15Grp;
  }
}

list EP_N17 {
  description "Represents the EP_N17 IOC.";
  key id;
  uses top3gpp:Top_Grp;
  container attributes {
    uses EP_N17Grp;
  }
}

list EP_N20 {
  description "Represents the EP_N20 IOC.";
  key id;
  uses top3gpp:Top_Grp;
  container attributes {
    uses EP_N20Grp;
  }
}

list EP_N22 {
  description "Represents the EP_N22 IOC.";
  key id;
  uses top3gpp:Top_Grp;
  container attributes {
    uses EP_N22Grp;
  }
}

list EP_N26 {
  description "Represents the EP_N26 IOC.";
  key id;
  uses top3gpp:Top_Grp;
  container attributes {
    uses EP_N26Grp;
  }
}

list EP_NLS {
  description "Represents the EP_NLS IOC.";
  key id;
  uses top3gpp:Top_Grp;
  container attributes {
    uses EP_NLSGrp;
  }
}

list EP_NLG {
  description "Represents the EP_NLG IOC.";
  key id;
  uses top3gpp:Top_Grp;
  container attributes {
    uses EP_NLGGrp;
  }
}
}
```

```
augment "/me3gpp:ManagedElement/ausf3gpp:AUSFFunction" {
  list EP_N12 {
    description "Represents the EP_N12 IOC.";
    key id;
    uses top3gpp:Top_Grp;
    container attributes {
      uses EP_N12Grp;
    }
  }

  list EP_N13 {
    description "Represents the EP_N13 IOC.";
    key id;
    uses top3gpp:Top_Grp;
    container attributes {
      uses EP_N13Grp;
    }
  }
}

augment "/me3gpp:ManagedElement/dn3gpp:DNFunction" {
  list EP_N6 {
    description "Represents the EP_N6 IOC.";
    key id;
    uses top3gpp:Top_Grp;
    container attributes {
      uses EP_N6Grp;
    }
  }
}

augment "/me3gpp:ManagedElement/lmf3gpp:LMFFunction" {
  list EP_NLS {
    description "Represents the EP_NLS IOC.";
    key id;
    uses top3gpp:Top_Grp;
    container attributes {
      uses EP_NLSGrp;
    }
  }
}

augment "/me3gpp:ManagedElement/n3iwf3gpp:N3IWFFunction" {
  list EP_N2 {
    description "Represents the EP_N2 IOC.";
    key id;
    uses top3gpp:Top_Grp;
    container attributes {
      uses EP_N2Grp;
    }
  }

  list EP_N3 {
    description "Represents the EP_N3 IOC.";
    key id;
    uses top3gpp:Top_Grp;
    container attributes {
      uses EP_N3Grp;
    }
  }
}

augment "/me3gpp:ManagedElement/ngeir3gpp:NGEIRFunction" {
  list EP_N17 {
    description "Represents the EP_N17 IOC.";
    key id;
    uses top3gpp:Top_Grp;
    container attributes {
      uses EP_N17Grp;
    }
  }
}

augment "/me3gpp:ManagedElement/nrf3gpp:NRFFunction" {
  list EP_N27 {
    description "Represents the EP_N27 IOC.";
    key id;
  }
}
```

```
    uses top3gpp:Top_Grp;
    container attributes {
      uses EP_N26Grp;
    }
  }
}

augment "/me3gpp:ManagedElement/nssf3gpp:NSSFFunction" {
  list EP_N22 {
    description "Represents the EP_N22 IOC.";
    key id;
    uses top3gpp:Top_Grp;
    container attributes {
      uses EP_N22Grp;
    }
  }

  list EP_N31 {
    description "Represents the EP_N31 IOC.";
    key id;
    uses top3gpp:Top_Grp;
    container attributes {
      uses EP_N31Grp;
    }
  }
}

augment "/me3gpp:ManagedElement/pcf3gpp:PCFFunction" {
  list EP_N5 {
    description "Represents the EP_N5 IOC.";
    key id;
    uses top3gpp:Top_Grp;
    container attributes {
      uses EP_N5Grp;
    }
  }

  list EP_N7 {
    description "Represents the EP_N7 IOC.";
    key id;
    uses top3gpp:Top_Grp;
    container attributes {
      uses EP_N7Grp;
    }
  }

  list EP_N15 {
    description "Represents the EP_N15 IOC.";
    key id;
    uses top3gpp:Top_Grp;
    container attributes {
      uses EP_N15Grp;
    }
  }

  list EP_N16 {
    description "Represents the EP_N16 IOC.";
    key id;
    uses top3gpp:Top_Grp;
    container attributes {
      uses EP_N16Grp;
    }
  }

  list EP_Rx {
    description "Represents the EP_Rx IOC.";
    key id;
    uses top3gpp:Top_Grp;
    container attributes {
      uses EP_RxGrp;
    }
  }
}

augment "/me3gpp:ManagedElement/sepp3gpp:SEPPFunction" {
  list EP_N32 {
    description "Represents the EP_N32 IOC.";
```



```
    key id;
    uses top3gpp:Top_Grp;
    container attributes {
        uses EP_N32Grp;
    }
}

augment "/me3gpp:ManagedElement/smsf3gpp:SMSFFunction" {
    list EP_N20 {
        description "Represents the EP_20 IOC.";
        key id;
        uses top3gpp:Top_Grp;
        container attributes {
            uses EP_N20Grp;
        }
    }

    list EP_N21 {
        description "Represents the EP_N21 IOC.";
        key id;
        uses top3gpp:Top_Grp;
        container attributes {
            uses EP_N21Grp;
        }
    }

    list EP_MAP_SMSC {
        description "Represents the EP_MAP_SMSC IOC.";
        key id;
        uses top3gpp:Top_Grp;
        container attributes {
            uses EP_MAP_SMSCGrp;
        }
    }
}

augment "/me3gpp:ManagedElement/smf3gpp:SMFFunction" {
    list EP_N4 {
        description "Represents the EP_N4 IOC.";
        key id;
        uses top3gpp:Top_Grp;
        container attributes {
            uses EP_N4Grp;
        }
    }

    list EP_N7 {
        description "Represents the EP_N7 IOC.";
        key id;
        uses top3gpp:Top_Grp;
        container attributes {
            uses EP_N7Grp;
        }
    }

    list EP_N10 {
        description "Represents the EP_N10 IOC.";
        key id;
        uses top3gpp:Top_Grp;
        container attributes {
            uses EP_N10Grp;
        }
    }

    list EP_N11 {
        description "Represents the EP_N11 IOC.";
        key id;
        uses top3gpp:Top_Grp;
        container attributes {
            uses EP_N11Grp;
        }
    }

    list EP_N16 {
        description "Represents the EP_N16 IOC.";
        key id;
        uses top3gpp:Top_Grp;
    }
}
```

```
    container attributes {
      uses EP_N16Grp;
    }
  }

  list EP_S5C {
    description "Represents the EP_S5C IOC.";
    key id;
    uses top3gpp:Top_Grp;
    container attributes {
      uses EP_S5CGrp;
    }
  }
}

augment "/me3gpp:ManagedElement/udm3gpp:UDMFunction" {
  list EP_N8 {
    description "Represents the EP_N8 IOC.";
    key id;
    uses top3gpp:Top_Grp;
    container attributes {
      uses EP_N8Grp;
    }
  }

  list EP_N10 {
    description "Represents the EP_N10 IOC.";
    key id;
    uses top3gpp:Top_Grp;
    container attributes {
      uses EP_N10Grp;
    }
  }

  list EP_N13 {
    description "Represents the EP_N13 IOC.";
    key id;
    uses top3gpp:Top_Grp;
    container attributes {
      uses EP_N13Grp;
    }
  }
}

augment "/me3gpp:ManagedElement/upf3gpp:UPFFunction" {
  list EP_N4 {
    description "Represents the EP_N4 IOC.";
    key id;
    uses top3gpp:Top_Grp;
    container attributes {
      uses EP_N4Grp;
    }
  }

  list EP_N3 {
    description "Represents the EP_N3 IOC.";
    key id;
    uses top3gpp:Top_Grp;
    container attributes {
      uses EP_N3Grp;
    }
  }

  list EP_N9 {
    description "Represents the EP_N9 IOC.";
    key id;
    uses top3gpp:Top_Grp;
    container attributes {
      uses EP_N9Grp;
    }
  }

  list EP_S5U {
    description "Represents the EP_S5U IOC.";
    key id;
    uses top3gpp:Top_Grp;
    container attributes {
```



```

namespace urn:3gpp:sa5:_3gpp-5gc-nrm-externalnssffunction;
prefix extnssf3gpp;

import _3gpp-common-yang-types { prefix types3gpp; }
import _3gpp-common-subnetwork { prefix subnet3gpp; }
import _3gpp-common-top { prefix top3gpp; }
import _3gpp-common-managed-function { prefix mf3gpp; }

description "This IOC represents external NSSF function controlled by
another management domain.
Copyright 2023, 3GPP Organizational Partners (ARIB, ATIS, CCSA, ETSI, TSDSI,
TTA, TTC). All rights reserved.";

revision 2023-09-17 { reference CR-1042 ; }
revision 2019-10-28 { reference S5-193518 ; }
revision 2019-06-11 {
description "Ericsson refactoring.";
}

grouping ExternalNSSFFunctionGrp {
uses mf3gpp:ManagedFunctionGrp;

list pLMNIdList {
description "List of at most six entries of PLMN Identifiers, but at least one (the primary
PLMN Id).
The PLMN Identifier is composed of a Mobile Country Code (MCC) and a Mobile
Network Code (MNC).";
min-elements 1;
max-elements 6;
key "mcc mnc";
uses types3gpp:PLMNId;
}
}

augment "/subnet3gpp:SubNetwork" {
list ExternalNSSFFunction {
description "5G Core External NSSF Function";
reference "3GPP TS 28.541";
key id;
uses top3gpp:Top_Grp;
container attributes {
uses ExternalNSSFFunctionGrp;
}
uses mf3gpp:ManagedFunctionContainedClasses;
}
}
}
}
<CODE ENDS>

```

H.5.10 module _3gpp-5gc-nrm-lmffunction.yang

```

<CODE BEGINS>
module _3gpp-5gc-nrm-lmffunction {
yang-version 1.1;

namespace urn:3gpp:sa5:_3gpp-5gc-nrm-lmffunction;
prefix lmf3gpp;

import _3gpp-common-managed-function { prefix mf3gpp; }
import _3gpp-common-managed-element { prefix me3gpp; }
import _3gpp-common-yang-types { prefix types3gpp; }
import _3gpp-5g-common-yang-types { prefix types5g3gpp; }
import _3gpp-common-top { prefix top3gpp; }

organization "3gpp SA5";
description "This IOC represents the LMF function defined in 3GPP TS 23.501.
Copyright 2023, 3GPP Organizational Partners (ARIB, ATIS, CCSA, ETSI, TSDSI,
TTA, TTC). All rights reserved.";
reference "3GPP TS 28.541";

revision 2023-09-17 { reference CR-1042 ; }
revision 2019-10-25 { reference "S5-194457 S5193518"; }

revision 2019-05-15 {
description "initial revision";
reference "Based on

```

```

    3GPP TS 28.541 V15.X.XX";
}

grouping LMFFunctionGrp {
    uses mf3gpp:ManagedFunctionGrp;

    list pLMNIdList {
        description "List of at most six entries of PLMN Identifiers, but at least one (the primary
        PLMN Id).
        The PLMN Identifier is composed of a Mobile Country Code (MCC) and a Mobile
        Network Code (MNC).";

        min-elements 1;
        max-elements 6;
        key "mcc mnc";
        uses types3gpp:PLMNId;
    }

    list managedNFProfile {
        key idx;
        min-elements 1;
        uses types3gpp:ManagedNFProfile;
    }

    list commModelList {
        min-elements 1;
        key "groupId";
        uses types5g3gpp:CommModel;
    }
}

augment "/me3gpp:ManagedElement" {
    list LMFFunction {
        description "5G Core LMF Function";
        reference "3GPP TS 28.541";
        key id;
        uses top3gpp:Top_Grp;
        container attributes {
            uses LMFFunctionGrp;
        }
        uses mf3gpp:ManagedFunctionContainedClasses;
    }
}
}
}
<CODE ENDS>

```

H.5.11 module _3gpp-5gc-nrm-n3iwffunction.yang

```

<CODE BEGINS>
module _3gpp-5gc-nrm-n3iwffunction {
    yang-version 1.1;

    namespace urn:3gpp:sa5:_3gpp-5gc-nrm-n3iwffunction;
    prefix n3iwf3gpp;

    import _3gpp-common-managed-function { prefix mf3gpp; }
    import _3gpp-common-managed-element { prefix me3gpp; }
    import _3gpp-common-yang-types { prefix types3gpp; }
    import _3gpp-5g-common-yang-types { prefix types5g3gpp; }
    import _3gpp-common-top { prefix top3gpp; }

    organization "3gpp SA5";
    description "This IOC represents the N3IWF function which is used to enable non-3GPP
    access networks connected to the 5GC. For more information about the N3IWF, see 3GPP
    TS 23.501.
    Copyright 2023, 3GPP Organizational Partners (ARIB, ATIS, CCSA, ETSI, TSDSI,
    TTA, TTC). All rights reserved.";
    reference "3GPP TS 28.541";

    revision 2023-09-17 { reference CR-1042 ; }
    revision 2019-10-28 { reference S5-193518 ; }
    revision 2019-05-22 {
        description "initial revision";
    }
}

grouping N3IWFFunctionGrp {

```

```

    uses mf3gpp:ManagedFunctionGrp;

    list pLMNIdList {
      description "List of at most six entries of PLMN Identifiers, but at least one (the primary
PLMN Id).
      The PLMN Identifier is composed of a Mobile Country Code (MCC) and a Mobile
Network Code (MNC).";

      min-elements 1;
      max-elements 6;
      key "mcc mnc";
      uses types3gpp:PLMNId;
    }

    list commModelList {
      min-elements 1;
      key "groupId";
      uses types5g3gpp:CommModel;
    }
  }

  augment "/me3gpp:ManagedElement" {
    list N3IWFFunction {
      description "5G Core N3IWF Function";
      reference "3GPP TS 28.541";
      key id;
      uses top3gpp:Top_Grp;
      container attributes {
        uses N3IWFFunctionGrp;
      }
      uses mf3gpp:ManagedFunctionContainedClasses;
    }
  }
}
<CODE ENDS>

```

H.5.12 module _3gpp-5gc-nrm-nfprofile.yang

```

<CODE BEGINS>
module _3gpp-5gc-nrm-nfprofile {
  yang-version 1.1;
  namespace urn:3gpp:sa5:_3gpp-5gc-nrm-nfprofile;
  prefix nfp3gpp;

  import _3gpp-common-yang-types { prefix types3gpp; }
  import ietf-inet-types { prefix inet; }
  import ietf-yang-types { prefix yang; }
  import _3gpp-5gc-nrm-nfservice { prefix nfs3gpp; }

  organization "3gpp SA5";
  description "NF profile class.
  Copyright 2023, 3GPP Organizational Partners (ARIB, ATIS, CCSA, ETSI, TSDSI,
  TTA, TTC). All rights reserved.";
  reference "3GPP TS 29.510";

  revision 2023-09-17 { reference CR-1042 ; }
  revision 2019-06-17 {
    description "initial revision";
  }

  grouping NFProfileGrp {
    leaf nfInstanceID {
      description "String uniquely identifying a NF instance.";
      mandatory true;
      type string;
    }

    leaf nfType {
      description "Type of Network Function.";
      mandatory true;
      type types3gpp:NfType;
    }

    leaf nfStatus {
      description "Status of the NF Instance.";
      mandatory true;
    }
  }
}

```

```

    type NFStatus;
  }

  leaf heartBeatTimer {
    description "Time in seconds expected between 2 consecutive heart-beat messages from
      an NF Instance to the NRF. It may be included in the registration request.
      When present in the request it shall contain the heartbeat time proposed by the
NF service consumer.";
    type uint16;
  }

  list plmnList {
    description "PLMN(s) of the Network Function.
      This IE shall be present if this information is available for the NF.
      If not provided, PLMN ID(s) of the PLMN of the NRF are assumed for the NF.";

    min-elements 1;
    key "mcc mnc";
    uses types3gpp:PLMNId;
  }

  list sNssais {
    description "S-NSSAIs of the Network Function. If not provided, the NF can serve any S-NSSAI.
      When present this IE represents the list of S-NSSAIs supported in all the PLMNs
listed in the plmnList IE.";
    min-elements 1;
    key "sst sd";
    uses Snsasai;
  }

  list perPlmnSnssaiList {
    description "This IE may be included when the list of S-NSSAIs supported by the NF for each
PLMN it is supporting is different.
      When present, this IE shall include the S-NSSAIs supported by the Network
Function
      for each PLMN supported by the Network Function. When present, this IE shall
override sNssais IE.";
    min-elements 1;
    key idx;
    leaf idx { type uint32; }
    uses PlmnSnssai;
  }

  leaf-list nsiList {
    description "NSI identities of the Network Function.
      If not provided, the NF can serve any NSI.";
    min-elements 1;
    type string;
  }

  leaf fqdn {
    description "FQDN of the Network Function. For AMF, the FQDN registered with the NRF
      shall be that of the AMF Name.";
    type inet:domain-name;
  }

  leaf interPlmnFqdn {
    description "If the NF needs to be discoverable by other NFs in a different PLMN,
      then an FQDN that is used for inter-PLMN routing is specified.";
    type inet:domain-name;
  }

  leaf-list ipv4Addresses {
    description "IPv4 address(es) of the Network Function.";
    min-elements 1;
    type inet:ipv4-address;
  }

  leaf-list ipv6Addresses {
    description "IPv6 address(es) of the Network Function.";
    min-elements 1;
    type inet:ipv6-address;
  }

  list allowedPlmns {
    description "PLMNs allowed to access the NF instance.
      If not provided, any PLMN is allowed to access the NF.";
  }

```

```

    min-elements 1;
    key "mcc mnc";
    uses types3gpp:PLMNId;
  }

  leaf-list allowedNfTypes {
    description "Type of the NFs allowed to access the NF instance.
      If not provided, any NF type is allowed to access the NF.";
    min-elements 1;
    type types3gpp:NfType;
  }

  leaf-list allowedNfDomains {
    description "Pattern representing the NF domain names allowed to access the NF instance.
      If not provided, any NF domain is allowed to access the NF.";
    min-elements 1;
    type string;
  }

  list allowedNssais {
    description "S-NSSAI of the allowed slices to access the NF instance.
      If not provided, any slice is allowed to access the NF.";
    min-elements 1;
    key "sst sd";
    uses Snsai;
  }

  leaf priority {
    description "Priority (relative to other NFs of the same type) in the range of 0-65535, to be
      used for NF selection;
      lower values indicate a higher priority. If priority is also present in the
      nfServiceList parameters,
      those will have precedence over this value. The NRF may overwrite the received
      priority value when exposing
      an NFProfile with the Nnrf_NFDiscovery service.";
    type uint16;
  }

  leaf capacity {
    description "Static capacity information in the range of 0-65535, expressed as a weight
      relative to other NF instances of the same type; if capacity is also present
      in the nfServiceList parameters, those will have precedence over this value.";
    type uint16;
  }

  leaf load {
    description "Dynamic load information, ranged from 0 to 100, indicates the current load
      percentage of the NF.";
    type types3gpp:Load;
  }

  leaf locality {
    description "Operator defined information about the location of the NF instance (e.g.
      geographic location, data center).";
    type string;
  }

  grouping udrInfo {

    leaf groupId {
      description "Identity of the UDR group that is served by the UDR instance.
        If not provided, the UDR instance does not pertain to any UDR group.";
      type string;
    }

    list supiranges {
      description "List of ranges of SUPI's whose profile data is available in the UDR instance.";
      key "start end pattern";
      min-elements 1;
      uses SupiRange;
    }

    list gpsiranges {
      description "List of ranges of GPSIs whose profile data is available in the UDR instance.";
      key "start end pattern";
      min-elements 1;
      uses IdentityRange;
    }
  }

```



```

    list externalGroupIdentifiersRanges {
      description "List of ranges of external groups whose profile data is available in the UDR
instance.";
      key "start end pattern";
      min-elements 1;
      uses IdentityRange;
    }

    leaf-list supportedDataSets {
      description "List of supported data sets in the UDR instance.
        If not provided, the UDR supports all data sets.";
      min-elements 1;
      type DataSetId;
    }
  }
}

grouping udmInfo {

  leaf groupId {
    description "Identity of the UDM group that is served by the UDM instance.
      If not provided, the UDM instance does not pertain to any UDM group.";
    type string;
  }

  list supiRanges {
    description "List of ranges of SUPI's whose profile data is available in the UDM instance.";
    key "start end pattern";
    min-elements 1;
    uses SupiRange;
  }

  list gpsiRanges {
    description "List of ranges of GPSIs whose profile data is available in the UDM instance.";
    key "start end pattern";
    min-elements 1;
    uses IdentityRange;
  }

  list externalGroupIdentifiersRanges {
    description "List of ranges of external groups whose profile data is available in the UDM
instance.";
    key "start end pattern";
    min-elements 1;
    uses IdentityRange;
  }

  leaf-list routingIndicators {
    description "List of Routing Indicator information that allows to route network signalling
with SUCI
      to the UDM instance. If not provided, the UDM can serve any Routing Indicator.
      Pattern: '^([0-9]{1,4})$'.";
    min-elements 1;
    type string;
  }
}

grouping ausfInfo {

  leaf groupId {
    description "Identity of the AUSF group. If not provided, the AUSF instance does not pertain
to any AUSF group.";
    type string;
  }

  list supiRanges {
    description "List of ranges of SUPIs that can be served by the AUSF instance. If not
provided, the AUSF can serve any SUPI.";
    key "start end pattern";
    min-elements 1;
    uses SupiRange;
  }

  leaf-list routingIndicators {
    description "List of Routing Indicator information that allows to route network signalling
with SUCI
      to the AUSF instance. If not provided, the AUSF can serve any Routing
Indicator."
  }
}

```

```

        Pattern: '^[0-9]{1,4}$'. ";
        min-elements 1;
        type string;
    }
}

grouping amfInfo {

    leaf amfRegionId {
        description "AMF region identifier";
        type string;
    }

    leaf amfSetId {
        description "AMF set identifier";
        type string;
    }

    list guamiList {
        description "List of supported GUAMIs.";

        key idx;
        leaf idx { type uint32; }

        min-elements 1;
        uses Guami;
    }

    list taiList {
        description "The list of TAIs the AMF can serve. It may contain the non-3GPP access TAI.
            The absence of this attribute and the taiRangeList attribute indicate that
            the AMF can be selected for any TAI in the serving network.";

        key idx;
        leaf idx { type uint32; }

        min-elements 1;
        uses Tai;
    }

    list taiRangeList {
        description "The range of TAIs the AMF can serve. The absence of this attribute and the
taiList
network.";
        attribute indicate that the AMF can be selected for any TAI in the serving
network.";
        min-elements 1;
        key idx;
        leaf idx { type uint32; }
        uses TaiRange;
    }

    list backupInfoAmfFailure {
        description "List of GUAMIs for which the AMF acts as a backup for AMF failure.";

        key idx;
        leaf idx { type uint32; }

        min-elements 1;
        uses Guami;
    }

    list backupInfoAmfRemoval {
        description "List of GUAMIs for which the AMF acts as a backup for planned AMF removal.";

        key idx;
        leaf idx { type uint32; }

        min-elements 1;
        uses Guami;
    }

    list n2InterfaceAmfInfo {
        description "N2 interface information of the AMF. This information needs not be sent in NF
Discovery responses.
            It may be used by the NRF to update the DNS for AMF discovery by the 5G Access
Network.";
        max-elements 1;
    }
}

```

```

    key idx;
    leaf idx { type uint32; }
    uses N2InterfaceAmfInfo;
  }
}

grouping smfInfo {

  list sNssaiSmfInfoList {
    description "List of parameters supported by the SMF per S-NSSAI.";
    min-elements 1;
    key idx;
    leaf idx { type uint32; }
    uses sNssaiSmfInfoItem;
  }

  list taiList {
    description "The list of TAIs the SMF can serve. It may contain the non-3GPP access TAI.
    The absence of this attribute and the taiRangeList attribute indicate that
    the SMF can be selected for any TAI in the serving network.";

    key idx;
    leaf idx { type uint32; }

    min-elements 1;
    uses Tai;
  }

  list taiRangeList {
    description "The range of TAIs the SMF can serve. The absence of this attribute and the
    taiList attribute indicate that the SMF can be selected for any TAI in the serving
    network.";
    min-elements 1;
    key idx;
    leaf idx { type uint32; }
    uses TaiRange;
  }

  leaf pgwFqdn {
    description "The FQDN of the PGW if the SMF is a combined SMF/PGW-C.";
    type inet:domain-name;
  }

  leaf-list accessType {
    description "If included, this IE shall contain the access type (3GPP_ACCESS and/or
    NON_3GPP_ACCESS) supported by the SMF.
    If not included, it shall be assumed the both access types are supported.";

    min-elements 1;
    max-elements 2;
    type AccessType;
  }
}

grouping upfInfo {

  list sNssaiUpfInfoList {
    description "List of parameters supported by the UPF per S-NSSAI.";
    min-elements 1;
    key idx;
    leaf idx { type uint32; }
    uses SnsaiUpfInfoItem;
  }

  leaf-list smfServingArea {
    description "The SMF service area(s) the UPF can serve.
    If not provided, the UPF can serve any SMF service area.";

    min-elements 1;
    type string;
  }

  list interfaceUpfInfo {
    description "List of User Plane interfaces configured on the UPF. When this IE is provided
    in the NF Discovery response,
    the NF Service Consumer (e.g. SMF) may use this information for UPF
    selection.";

```

```

    key idx;
    leaf idx { type uint32; }

    min-elements 1;
    uses InterfaceUpfInfoItem;
}

leaf iwkEpsInd {
    description "Indicates whether interworking with EPS is supported by the UPF.
    true: Supported
    false (default): Not Supported";

    type boolean;
}

leaf-list pduSessionTypes {
    description "List of PDU session type(s) supported by the UPF. The absence of this attribute
    indicates that the UPF can be selected
    for any PDU session type.";

    min-elements 1;
    type PduSessionType;
}

grouping pcfInfo {

    leaf-list dnnList {
        description "DNNs supported by the PCF.
        If not provided, the PCF can serve any DNN.";

        min-elements 1;
        type string;
    }

    list supiRanges {
        description "List of ranges of SUPIs that can be served by the PCF instance. If not
        provided, the PCF can serve any SUPI.";
        key "start end pattern";
        min-elements 1;
        uses SupiRange;
    }

    leaf rxDiamHost {
        description "This IE shall be present if the PCF supports Rx interface.
        When present, this IE shall indicate the Diameter host of the Rx interface for
        the PCF.
        Pattern: '^([A-Za-z0-9]+(-[A-Za-z0-9]+).)+[a-z]{2,}$'.";

        type string;
    }

    leaf rxDiamRealm {
        description "This IE shall be present if the PCF supports Rx interface.
        When present, this IE shall indicate the Diameter realm of the Rx interface for
        the PCF.
        Pattern: '^([A-Za-z0-9]+(-[A-Za-z0-9]+).)+[a-z]{2,}$'.";

        type string;
    }
}

grouping bsfInfo {

    list ipv4AddressRanges {
        description "List of ranges of IPv4 addresses handled by BSF.
        If not provided, the BSF can serve any IPv4 address.";
        key "start end";
        uses types3gpp:Ipv4AddressRange;
    }

    leaf-list dnnList {
        description "List of DNNs handled by the BSF
        If not provided, the BSF can serve any DNN.";

        min-elements 1;
        type string;
    }
}

```

```
    }

    leaf-list ipDomainList {
      description "List of IPv4 address domains, as described in subclause 6.2 of 3GPP TS 29.513,
handled by the BSF.
      If not provided, the BSF can serve any IP domain.";
      min-elements 1;
      type string;
    }

    list ipv6PrefixRanges {
      description "List of ranges of IPv6 prefixes handled by the BSF.
      If not provided, the BSF can serve any IPv6 prefix.";
      key "start end";
      uses types3gpp:Ipv6PrefixRange;
    }
  }

  grouping chfInfo {

    list supiRangeList {
      description "List of ranges of SUPIs that can be served by the CHF instance. If not
provided, the CHF can serve any SUPI.";
      key "start end pattern";
      min-elements 1;
      uses SupiRange;
    }

    list gpsiRangeList {
      description "List of ranges of GPSI that can be served by the CHF instance. If not provided,
the CHF can serve any GPSI.";
      key "start end pattern";
      min-elements 1;
      uses IdentityRange;
    }

    list plmnRangeList {
      description "List of ranges of PLMNs (including the PLMN IDs of the CHF instance) that can
be served by the CHF instance.
      If not provided, the CHF can serve any PLMN.";
      min-elements 1;
      key "mcc mnc";
      uses types3gpp:PLMNId;
    }
  }

  grouping nrfInfoGrp {

    list servedUdrInfo {
      description "This attribute contains all the udrInfo attributes locally configured in the
NRF or the NRF received during NF registration.";

      key nfInstanceID;
      leaf nfInstanceID {
        description "String uniquely identifying a NF instance.";
        type string;
      }

      min-elements 1;
      uses udrInfo;
    }

    list servedUdmInfo {
      description "This attribute contains all the udmInfo attributes locally configured in the
NRF or the NRF received during NF registration.";

      key nfInstanceID;
      leaf nfInstanceID {
        description "String uniquely identifying a NF instance.";
        type string;
      }

      min-elements 1;
      uses udmInfo;
    }

    list servedAusfInfo {
```

```
description "This attribute contains all the ausfInfo attributes locally configured in the
NRF or the NRF received during NF registration.";

key nfInstanceID;
leaf nfInstanceID {
  description "String uniquely identifying a NF instance.";
  type string;
}

min-elements 1;
uses ausfInfo;
}

list servedAmfInfo {
description "This attribute contains all the amfInfo attributes locally configured in the
NRF or the NRF received during NF registration.";

key nfInstanceID;
leaf nfInstanceID {
  description "String uniquely identifying a NF instance.";
  type string;
}

min-elements 1;
uses amfInfo;
}

list servedSmfInfo {
description "This attribute contains all the smfInfo attributes locally configured in the
NRF or the NRF received during NF registration.";

key nfInstanceID;
leaf nfInstanceID {
  description "String uniquely identifying a NF instance.";
  type string;
}

min-elements 1;
uses smfInfo;
}

list servedUpfInfo {
description "This attribute contains all the upfInfo attributes locally configured in the
NRF or the NRF received during NF registration.";

key nfInstanceID;
leaf nfInstanceID {
  description "String uniquely identifying a NF instance.";
  type string;
}

min-elements 1;
uses upfInfo;
}

list servedPcfInfo {
description "This attribute contains all the pcfInfo attributes locally configured in the NRF
or the NRF received during NF registration.";

key nfInstanceID;
leaf nfInstanceID {
  description "String uniquely identifying a NF instance.";
  type string;
}

min-elements 1;
uses pcfInfo;
}

list servedBsfInfo {
description "This attribute contains all the bsfInfo attributes locally configured in the NRF
or the NRF received during NF registration.";

key nfInstanceID;
leaf nfInstanceID {
  description "String uniquely identifying a NF instance.";
  type string;
}
}
```

```

    min-elements 1;
    uses bsfInfo;
  }

  list servedChfInfo {
    description "This attribute contains all the bsfInfo attributes locally configured in the
NRF or the NRF received during NF registration.";

    key nfInstanceID;
    leaf nfInstanceID {
      description "String uniquely identifying a NF instance.";
      type string;
    }

    min-elements 1;
    uses chfInfo;
  }
}

list nrfInfo {
  key idx;
  leaf idx { type uint32; }
  max-elements 1;
  uses nrfInfoGrp;
}

leaf customInfo {
  description "Specific data for custom Network Functions.";
  type string;
}

leaf recoveryTime {
  description "Timestamp when the NF was (re)started.";
  type yang:date-and-time;
}

leaf nfServicePersistence {
  description "If present, and set to true, it indicates that the different service instances of
a same NF Service in this NF instance,
      supporting a same API version, are capable to persist their resource state in
shared storage and therefore these resources
      are available after a new NF service instance supporting the same API version is
selected by a NF Service Consumer (see 3GPP TS 23.527).
      Otherwise, it indicates that the NF Service Instances of a same NF Service are
not capable to share resource state inside the NF Instance.";

  type boolean;
}

list nfServices {
  description "List of NF Service Instances. It shall include the services produced by the NF
that can be discovered by other NFs.";
  key serviceInstanceID;
  min-elements 1;
  uses nfs3gpp:NFServiceGrp;
}

leaf nfProfileChangesSupportInd {
  description "NF Profile Changes Support Indicator. This IE may be present in the NFRegister or
NFUpdate (NF Profile Complete Replacement) request and shall be absent in the response.
      true: the NF Service Consumer supports receiving NF Profile Changes in the
response.
      false (default): the NF Service Consumer does not support receiving NF Profile
Changes in the response.";

  type boolean;
}

leaf nfProfileChangesInd {
  description "NF Profile Changes Indicator. This IE shall be absent in the request to the NRF
and may be included by the NRF in NFRegister or NFUpdate (NF Profile Complete Replacement) response.
      true: the NF Profile contains NF Profile changes.
      false (default): complete NF Profile.";

  type boolean;
}

```

```

list defaultNotificationSubscriptions {
  description "Notification endpoints for different notification types.";
  key notificationType;
  min-elements 1;
  uses types3gpp:DefaultNotificationSubscription;
}
}

typedef NFStatus {
  type enumeration {
    enum REGISTERED;
    enum SUSPENDED;
  }
}

typedef DataSetId {
  type enumeration {
    enum SUBSCRIPTION;
    enum POLICY;
    enum EXPOSURE;
    enum APPLICATION;
  }
}

grouping SupiRange {
  leaf start {
    description "First value identifying the start of a SUPI range. To be used when the range of
SUPI's can be represented as a numeric range (e.g., IMSI ranges).";
    type string {
      pattern '^[0-9]+$';
    }
  }

  leaf end {
    description "Last value identifying the end of a SUPI range. To be used when the range of
SUPI's can be represented as a numeric range (e.g. IMSI ranges).";
    type string {
      pattern '^[0-9]+$';
    }
  }

  leaf pattern {
    description "Pattern representing the set of SUPI's belonging to this range.
A SUPI value is considered part of the range if and only if the SUPI string fully
matches the regular expression.";
    type string;
  }
}

grouping IdentityRange {
  leaf start {
    description "First value identifying the start of an identity range. To be used when the range
of identities can be represented as a numeric range (e.g., MSISDN ranges).";
    type string {
      pattern '^[0-9]+$';
    }
  }

  leaf end {
    description "Last value identifying the end of an identity range. To be used when the range of
identities can be represented as a numeric range (e.g. MSISDN ranges).";
    type string {
      pattern '^[0-9]+$';
    }
  }

  leaf pattern {
    description "Pattern representing the set of identities belonging to this range.
An identity value is considered part of the range if and only if the identity
string fully matches the regular expression.";
    type string;
  }
}

grouping nRTacRangeGrp {
  leaf nRTACstart {
    description "First value identifying the start of a TAC range, to be
used when the range of TAC's can be represented as a hexadecimal range (

```



```

    e.g., TAC ranges).
    3-octet string identifying a tracking area code, each character in
    the string shall take a value of '0' to '9' or 'A' to 'F' and shall
    represent 4 bits. The most significant character representing the 4
    most significant bits of the TAC shall appear first in the string,
    and the character representing the 4 least significant bit of the TAC
    shall appear last in the string.";
    type string {
      pattern '^([A-Fa-f0-9]{4}|[A-Fa-f0-9]{6}$)';
    }
  }

  leaf nRTACend {
    description "Last value identifying the end of a TAC range, to be used
    when the range of TAC's can be represented as a hexadecimal range
    (e.g. TAC ranges). 3-octet string identifying a tracking area code,
    each character in the string shall take a value of '0' to '9' or
    'A' to 'F' and shall represent 4 bits. The most significant character
    representing the 4 most significant bits of the TAC shall appear first
    in the string, and the character representing the 4 least significant
    bit of the TAC shall appear last in the string.";
    type string {
      pattern '^([A-Fa-f0-9]{4}|[A-Fa-f0-9]{6})$';
    }
  }

  leaf nRTACpattern {
    description "Pattern (regular expression according to the ECMA-262)
    representing the set of TAC's belonging to this range.
    A TAC value is considered part of the range if and only if the
    TAC string fully matches the regular expression.";
    type string;
  }
}

grouping SnssaiUpfInfoItem {
  list sNssai {
    description "Supported S-NSSAI.";
    min-elements 1;
    max-elements 1;
    key "sst sd";
    uses Snssai;
  }

  list dnnUpfInfoList {
    description "List of parameters supported by the UPF per DNN.";
    min-elements 1;
    key dnn;
    uses DnnUpfInfoItem;
  }
}

grouping DnnUpfInfoItem {
  leaf dnn {
    description "String representing a Data Network.";
    mandatory true;
    type string;
  }

  leaf-list dnaiList {
    description "List of Data network access identifiers supported by the UPF for this DNN.
    The absence of this attribute indicates that the UPF can be selected for this DNN
    for any DNAI.";
    min-elements 1;
    type string; //dnai is the type but its only a string with desc: DNAI (Data network access
    identifier), is this needed as its own typedef or string is ok
  }

  leaf-list pduSessionTypes {
    description "List of PDU session type(s) supported by the UPF for a specific DNN.";
    min-elements 1;
    type PduSessionType;
  }
}

grouping Snssai {
  leaf sst {
    description "Unsigned integer, within the range 0 to 255, representing the Slice/Service Type.

```

```

        It indicates the expected Network Slice behaviour in terms of features and
services.";
        mandatory true;
        type uint32;
    }

    leaf sd {
        description "3-octet string, representing the Slice Differentiator, in hexadecimal
representation.";
        type string {
            pattern '^[A-Fa-f0-9]{6}$';
        }
    }

    reference "3GPP TS 29.571";
}

typedef PduSessionType {
    type enumeration {
        enum IPV4;
        enum IPV6;
        enum IPV4V6;
        enum UNSTRUCTURED;
        enum ETHERNET;
    }
}

grouping Guami {
    list plmnId {
        description "PLMN Identity.";
        min-elements 1;
        max-elements 1;
        key "mcc mnc";
        uses types3gpp:PLMNId;
    }

    list amfId {
        description "AMF Identity.";
        min-elements 1;
        max-elements 1;
        key "amfRegionId amfSetId amfPointer";
        uses types3gpp:AmfIdentifier;
    }
}

grouping Tai {
    list plmnId {
        description "PLMN Identity.";
        min-elements 1;
        max-elements 1;
        key "mcc mnc";
        uses types3gpp:PLMNId;
    }

    leaf tac { type types3gpp:Tac; }
}

grouping InterfaceUpfInfoItem {
    leaf interfaceType {
        description "User Plane interface type.";
        mandatory true;
        type UPInterfaceType;
    }

    choice address {
        case ipv4EndpointAddresses {
            leaf-list ipv4EndpointAddresses {
                description "Available endpoint IPv4 address(es) of the User Plane interface.";
                min-elements 1;
                type inet:ipv4-address;
            }
        }

        case ipv6EndpointAddresses {
            leaf-list ipv6EndpointAddresses {
                description "Available endpoint IPv6 address(es) of the User Plane interface.";
                min-elements 1;
                type inet:ipv6-address;
            }
        }
    }
}

```

```
    }
  }

  case endpointFqdn {
    leaf endpointFqdn {
      description "FQDN of available endpoint of the User Plane interface.";
      type inet:domain-name;
    }
  }
}

leaf networkInstance {
  description "Network Instance associated to the User Plane interface.";
  type string;
}

typedef UPInterfaceType {
  type enumeration {
    enum N3;
    enum N6;
    enum N9;
  }
}

grouping TaiRange {
  list plmnId {
    description "PLMN ID related to the TacRange.";
    min-elements 1;
    max-elements 1;
    key "mcc mnc";
    uses types3gpp:PLMNId;
  }

  list tacRangeList {
    description "The range of the TACs.";
    min-elements 1;
    key "nRTACstart nRTACend";
    uses nRTacRangeGrp;
  }
}

typedef AccessType {
  type enumeration {
    enum 3GPP_ACCESS;
    enum NON_3GPP_ACCESS;
  }
}

grouping N2InterfaceAmfInfo {
  choice address {
    case ipv4EndpointAddress {
      leaf-list ipv4EndpointAddress {
        description "Available AMF endpoint IPv4 address(es) for N2.";
        min-elements 1;
        type inet:ipv4-address;
      }
    }

    case ipv6EndpointAddress {
      leaf-list ipv6EndpointAddress {
        description "Available AMF endpoint IPv6 address(es) for N2.";
        min-elements 1;
        type inet:ipv6-address;
      }
    }
  }

  leaf amfName {
    description "AMF name.";
    type string;
  }
}

grouping sNssaiSmfInfoItem {
  list sNssai {
    description "Supported S-NSSAI.";
    min-elements 1;
  }
}
```

```

    max-elements 1;
    key "sst sd";
    uses Snssai;
  }

  list dnnSmfInfoList {
    description "List of parameters supported by the SMF per DNN.";
    min-elements 1;
    key dnn;
    uses DnnSmfInfoItem;
  }
}

grouping DnnSmfInfoItem {
  leaf dnn {
    description "Supported DNN.";
    mandatory true;
    type string;
  }
}

grouping PlmnSnssai {
  list plmnId {
    description "PLMN ID for which list of supported S-NSSAI(s) is provided.";
    min-elements 1;
    max-elements 1;
    key "mcc mnc";
    uses types3gpp:PLMNId;
  }

  list sNssaiList {
    description "The specific list of S-NSSAIs supported by the given PLMN.";
    min-elements 1;
    key "sst sd";
    uses Snssai;
  }
}
}
}
<CODE ENDS>

```

H.5.13 module _3gpp-5gc-nrm-nfservice.yang

```

<CODE BEGINS>
module _3gpp-5gc-nrm-nfservice {
  yang-version 1.1;

  namespace urn:3gpp:sa5:_3gpp-5gc-nrm-nfservice;
  prefix nfs3gpp;

  import _3gpp-common-yang-types { prefix types3gpp; }
  import ietf-yang-types { prefix yang; }
  import ietf-inet-types { prefix inet; }
  import _3gpp-5g-common-yang-types { prefix types5g3gpp; }

  organization "3gpp SA5";
  contact "https://www.3gpp.org/DynaReport/TSG-WG--S5--officials.htm?Itemid=464";
  description "NF service class.
  Copyright 2023, 3GPP Organizational Partners (ARIB, ATIS, CCSA, ETSI, TSDSI,
  TTA, TTC). All rights reserved.";
  reference "3GPP TS 29.510";

  revision 2023-09-17 { reference CR-1042 ; }
  revision 2021-01-25 { reference CR-0454 ; }
  revision 2020-11-05 { reference CR-0412 ; }
  revision 2019-06-17 { reference "initial revision"; }

  grouping NFServiceGrp {
    description "Represents the NFService IOC";
    leaf serviceInstanceID {
      description
        "Unique ID of the service instance within a given NF Instance.";
      mandatory true;
      type string;
    }
  }

  leaf serviceName {

```

```
    description "Name of the service instance (e.g. 'nudm-sdm').";
    mandatory true;
    type ServiceName;
}

list versions { //check in review if key is ok (unique)
    description "API versions supported by the NF Service and if available,
        the corresponding retirement date of the NF Service.";
    min-elements 1;
    key "apiVersionInUri apiFullVersion";
    uses NFServiceVersion;
}

leaf scheme {
    description "URI scheme (e.g. 'http', 'https').";
    mandatory true;
    type UriScheme;
}

leaf nfServiceStatus {
    description "Status of the NF Service Instance.";
    mandatory true;
    type NFServiceStatus;
}

leaf fqdn {
    description "FQDN of the NF Service Instance.";
    //optional support
    type inet:domain-name;
}

leaf interPlmnFqdn {
    description "If the NF service needs to be discoverable by other NFs in a
        different PLMN, then an FQDN that is used for inter PLMN routing.";
    //optional support
    type inet:domain-name;
}

list ipEndPoints {
    description "IP address(es) and port information of the Network Function
        (including IPv4 and/or IPv6 address)where the service is listening
        for incoming service requests.";
    //optional support

    key idx;
    leaf idx {
        type string;
    }
    min-elements 1;
    uses ipEndPoint;
}

leaf apiPrefix {
    description "Optional path segment(s) used to construct the {apiRoot}
        variable of the different API URIs.";
    //optional support
    type string;
}

list defaultNotificationSubscriptions {
    description "Notification endpoints for different notification types.";
    key notificationType;
    //optional support
    min-elements 1;
    uses types3gpp:DefaultNotificationSubscription;
}

list allowedPlmns {
    description "PLMNs allowed to access the service instance.
        The absence of this attribute indicates that any PLMN is allowed to
        access the service instance.";

    min-elements 1;
    //optional support
    key "mcc mnc";
    uses types3gpp:PLMNId;
}
```

```
leaf-list allowedNfTypes {
  description "Type of the NFs allowed to access the service instance.
  The absence of this attribute indicates that any NF type is allowed
  to access the service instance.";

  min-elements 1;
  //optional support
  type types3gpp:NfType;
}

leaf-list allowedNfDomains {
  description "Pattern representing the NF domain names allowed to access the service
instance.";
  //optional support
  min-elements 1;
  type string;
}

list allowedNssais {
  description "S-NSSAI of the allowed slices to access the service instance.
  The absence of this attribute indicates that any slice is allowed to
  access the service instance.";
  min-elements 1;
  //optional support
  key "sd sst";
  uses types5g3gpp:SNssai;
}

leaf priority {
  description "Priority (relative to other services of the same type)
  in the range of 0-65535, to be used for NF Service selection; lower
  values indicate a higher priority.";
  //optional support
  type uint16;
}

leaf capacity {
  description "Static capacity information in the range of 0-65535,
  expressed as a weight relative to other services of the same type.";
  //optional support
  type uint16;
}

leaf load {
  description "Dynamic load information, ranged from 0 to 100, indicates
  the current load percentage of the NF Service.";
  //optional support
  type types3gpp:Load;
}

leaf recoveryTime {
  description "Timestamp when the NF was (re)started.";
  //optional support
  type yang:date-and-time;
}

list chfServiceInfo { //is the key unique
  description "Specific data for a CHF service instance.";
  //optional support
  max-elements 1;
  key "primaryChfServiceInstance secondaryChfServiceInstance";
  uses ChfServiceInfo;
}

leaf supportedFeatures {
  description "Supported Features of the NF Service instance.";
  //optional support
  type SupportedFeatures;
}
}

typedef SupportedFeatures {
  type string {
    pattern '[A-Za-f0-9]*';
  }
}

grouping ipEndPoint {
```

```
choice address {
  leaf ipv4Address {
    type inet:ipv4-address;
  }

  leaf ipv6Address {
    type inet:ipv6-address;
  }

  leaf ipv6Prefix {
    type inet:ipv6-prefix;
  }
}

leaf transport {
  type TransportProtocol;
}

leaf port {
  type uint16;
}
}

typedef TransportProtocol {
  type enumeration {
    enum TCP;
    enum STCP;
    enum UDP;
  }
}

grouping NFServiceVersion {
  leaf apiVersionInUri {
    mandatory true;
    type string;
  }

  leaf apiFullVersion {
    mandatory true;
    type string;
  }

  leaf expiry {
    //optional to support
    type yang:date-and-time;
  }
}

typedef ServiceName {
  type enumeration {
    enum NNRF_NFM;
    enum NNRF_DISC;
    enum NUDM_SDM;
    enum NUDM_UECM;
    enum NUDM_UEAU;
    enum NUDM_EE;
    enum NUDM_PP;
    enum NAMF_COMM;
    enum NAMF_EVTS;
    enum NAMF_MT;
    enum NAMF_LOC;
    enum NSMF_PDUSESSION;
    enum NSMF_EVENT-EXPOSURE;
    enum NAUSF_AUTH;
    enum NAUSF_SORPROTECTION;
    enum NNEF_PFDMANAGEMENT;
    enum NPCF_AM-POLICY-CONTROL;
    enum NPCF_SMPOLICYCONTROL;
    enum NPCF_POLICYAUTHORIZATION;
    enum NPCF_BDTPOLICYCONTROL;
    enum NPCF_EVENTEXPOSURE;
    enum NPCF_UE_POLICY_CONTROL;
    enum NSMSF_SMS;
    enum NNSSF_NSSELECTION;
    enum NNSSF_NSSAIAVAILABILITY;
    enum NUDR_DR;
    enum NLMF_LOC;
    enum N5G_EIR_EIC;
  }
}
```

```

    enum NBSF_MANAGEMENT;
    enum NCHF_SPENDINGLIMITCONTROL;
    enum NCHF_CONVERGEDCHARGING;
    enum NNWDAF_EVENTSSUBSCRIPTION;
    enum NNWDAF_ANALYTICSINFO;
  }
}

typedef UriScheme {
  type enumeration {
    enum HTTP;
    enum HTTPS;
  }
}

typedef NFSERVICESTATUS {
  type enumeration {
    enum REGISTERED;
    enum SUSPENDED;
    enum UNDISCOVERABLE;
  }
}

grouping ChfServiceInfo {
  leaf primaryChfServiceInstance {
    description "Shall be present if the CHF service instance serves as a
      secondary CHF instance of another primary CHF service instance.";
    //conditional to support
    type string;
  }

  leaf secondaryChfServiceInstance {
    description "Shall be present if the CHF service instance serves as a
      primary CHF instance of another secondary CHF service instance.";
    //conditional to support
    type string;
  }
}
}
<CODE ENDS>

```

H.5.14 module _3gpp-5gc-nrm-ngeirfunction.yang

```

<CODE BEGINS>
module _3gpp-5gc-nrm-ngeirfunction {
  yang-version 1.1;

  namespace urn:3gpp:sa5:_3gpp-5gc-nrm-ngeirfunction;
  prefix ngeir3gpp;

  import _3gpp-common-managed-function { prefix mf3gpp; }
  import _3gpp-common-managed-element { prefix me3gpp; }
  import _3gpp-common-yang-types { prefix types3gpp; }
  import _3gpp-5g-common-yang-types { prefix types5g3gpp; }
  import _3gpp-common-top { prefix top3gpp; }

  organization "3gpp SA5";
  contact "https://www.3gpp.org/DynaReport/TSG-WG--S5--officials.htm?Itemid=464";
  description "This IOC represents the 5G-EIR function in 5GC. For more
    information about the 5G-EIR, see 3GPP TS 23.501.
    Copyright 2023, 3GPP Organizational Partners (ARIB, ATIS, CCSA, ETSI, TSDSI,
    TTA, TTC). All rights reserved.";
  reference "3GPP TS 28.541";

  revision 2023-09-17 { reference CR-1042 ; }
  revision 2022-01-07 { reference CR-0643; }
  revision 2020-11-06 { reference CR-0412 ; }
  revision 2019-10-25 { reference "S5-194457 S5-195427 S5-193518"; }

  revision 2019-05-15 {reference "initial revision"; }

  grouping NGEIRFunctionGrp {
    description "Represents the NGEIRFunction IOC";
    uses mf3gpp:ManagedFunctionGrp;

    list pLMNIdList {

```



```

description "List of at most six entries of PLMN Identifiers, but at
least one (the primary PLMN Id).
The PLMN Identifier is composed of a Mobile Country Code (MCC) and
a Mobile Network Code (MNC).";

min-elements 1;
max-elements 6;
key "mcc mnc";
uses types3gpp:PLMNId;
}

list sNSSAICollection {
description "List of S-NSSAIs the managed object is capable of supporting.
(Single Network Slice Selection Assistance Information)
An S-NSSAI has an SST (Slice/Service type) and an optional SD
(Slice Differentiator) field.";
//optional support
reference "3GPP TS 23.003";
key "sd sst";
uses types5g3gpp:SNssai;
}

list managedNFProfile {
key idx;
min-elements 1;
max-elements 1;
uses types3gpp:ManagedNFProfile;
}

list commModelList {
min-elements 1;
key "groupId";
description "Specifies a list of commModel. It can be used by NF and
NF services to interact with each other in 5G Core network ";
reference "3GPP TS 23.501";
uses types5g3gpp:CommModel;
}
}

augment "/me3gpp:ManagedElement" {
list NGEIRFunction {
description "5G Core NGEIR Function";
reference "3GPP TS 28.541";
key id;
uses top3gpp:Top_Grp;
container attributes {
uses NGEIRFunctionGrp;
}
uses mf3gpp:ManagedFunctionContainedClasses;
}
}
}
<CODE ENDS>

```

H.5.15 module _3gpp-5gc-nrm-nrffunction.yang

```

<CODE BEGINS>
module _3gpp-5gc-nrm-nrffunction {
yang-version 1.1;

namespace urn:3gpp:sa5:_3gpp-5gc-nrm-nrffunction;
prefix nrf3gpp;

import _3gpp-common-managed-function { prefix mf3gpp; }
import _3gpp-common-managed-element { prefix me3gpp; }
import ietf-inet-types { prefix inet; }
import _3gpp-common-yang-types { prefix types3gpp; }
import _3gpp-5gc-nrm-nfprofile { prefix nfp3gpp; }
import _3gpp-common-top { prefix top3gpp; }
import _3gpp-5g-common-yang-types { prefix types5g3gpp; }

organization "3gpp SA5";
contact "https://www.3gpp.org/DynaReport/TSG-WG--S5--officials.htm?Itemid=464";
description "This IOC represents the NRF function in 5GC.
For more information about the NRF, see 3GPP TS 23.501 [2].
Copyright 2023, 3GPP Organizational Partners (ARIB, ATIS, CCSA, ETSI, TSDSI,

```

```
    TTA, TTC). All rights reserved.";
reference "3GPP TS 28.541";

revision 2023-09-17 { reference CR-1042 ; }
revision 2020-11-07 { reference CR-0412 ; }
revision 2020-08-03 { reference "CR-0321"; }
revision 2019-10-28 { reference S5-193518 ; }
revision 2019-05-15 { reference "initial revision"; }

grouping NRFFunctionGrp {
  description "Represents the NRFFunction IOC";
  uses mf3gpp:ManagedFunctionGrp;

  list pLMNidList {
    description "List of at most six entries of PLMN Identifiers, but at
      least one (the primary PLMN Id).
      The PLMN Identifier is composed of a Mobile Country Code (MCC) and a
      Mobile Network Code (MNC).";

    min-elements 1;
    max-elements 6;
    key "mcc mnc";
    uses types3gpp:PLMNid;
  }

  leaf sBIFQDN {
    description "The FQDN of the registered NF instance in the service-based
      interface.";
    type inet:domain-name;
  }

  leaf-list cNSIidList {
    description "NSI ID. NSI ID is an identifier for identifying the Core
      Network part of a Network Slice instance when multiple Network Slice
      instances of the same Network Slice are deployed, and there is a need
      to differentiate between them in the 5GC, see clause 3.1 of TS 23.501
      and subclause 6.1.6.2.7 of 3GPP TS 29.531";
    type string;
  }

  list sNSSAIIList {
    description "List of S-NSSAIs the managed object is capable of supporting.
      (Single Network Slice Selection Assistance Information)
      An S-NSSAI has an SST (Slice/Service type) and an optional SD
      (Slice Differentiator) field.";
    //optional support
    reference "3GPP TS 23.003";
    key "sd sst";
    uses types5g3gpp:SNssai;
  }

  list nFProfileList {
    description "Set of NFProfile(s) to be registered in the NRF instance.";
    //optional support
    key nfInstanceID;
    uses nfp3gpp:NFProfileGrp;
  }
}

augment "/me3gpp:ManagedElement" {
  list NRFFunction {
    description "5G Core NRF Function";
    reference "3GPP TS 28.541";
    key id;
    uses top3gpp:Top_Grp;
    container attributes {
      uses NRFFunctionGrp;
    }
    uses mf3gpp:ManagedFunctionContainedClasses;
  }
}
}
}
<CODE ENDS>
```

H.5.16 module _3gpp-5gc-nrm-nssffunction.yang

```

<CODE BEGINS>
module _3gpp-5gc-nrm-nssffunction {
  yang-version 1.1;

  namespace urn:3gpp:sa5:_3gpp-5gc-nrm-nssffunction;
  prefix nssf3gpp;

  import _3gpp-common-managed-function { prefix mf3gpp; }
  import _3gpp-common-managed-element { prefix me3gpp; }
  import ietf-inet-types { prefix inet; }
  import _3gpp-common-yang-types { prefix types3gpp; }
  import _3gpp-common-top { prefix top3gpp; }
  import _3gpp-5g-common-yang-types { prefix types5g3gpp; }

  organization "3gpp SA5";
  contact "https://www.3gpp.org/DynaReport/TSG-WG--S5--officials.htm?Itemid=464";
  description "This IOC represents the NSSF function in 5GC. For more
    information about the NSSF, see 3GPP TS 23.501.
    Copyright 2023, 3GPP Organizational Partners (ARIB, ATIS, CCSA, ETSI, TSDSI,
    TTA, TTC). All rights reserved.";
  reference "3GPP TS 28.541";

  revision 2023-09-17 { reference CR-1042 ; }
  revision 2020-11-07 { reference CR-0412 ; }
  revision 2020-08-03 { reference "CR-0321"; }
  revision 2019-10-25 { reference "S5-194457 S5-195427 S5-193518"; }
  revision 2019-05-15 { reference "initial revision"; }

  grouping NSSFFunctionGrp {
    description "Represents the NSSFFunction IOC";
    uses mf3gpp:ManagedFunctionGrp;

    list pLMNidList {
      description "List of at most six entries of PLMN Identifiers, but at least
        one (the primary PLMN Id).
        The PLMN Identifier is composed of a Mobile Country Code (MCC) and a
        Mobile Network Code (MNC).";

      min-elements 1;
      max-elements 6;
      key "mcc mnc";
      uses types3gpp:PLMNid;
    }

    leaf sBIFQDN {
      description "The FQDN of the registered NF instance in the service-based
        interface.";
      type inet:domain-name;
    }

    list sNSSAList {
      description "List of S-NSSAIs the managed object is capable of supporting.
        (Single Network Slice Selection Assistance Information)
        An S-NSSAI has an SST (Slice/Service type) and an optional SD
        (Slice Differentiator) field.";

      reference "3GPP TS 23.003";
      key "sd sst";
      uses types5g3gpp:SNssai;
    }

    leaf-list cNSIidList {
      description "NSI ID. NSI ID is an identifier for identifying the Core
        Network part of a Network Slice instance when multiple Network Slice
        instances of the same Network Slice are deployed, and there is a need
        to differentiate between them in the 5GC, see clause 3.1 of TS 23.501
        and subclause 6.1.6.2.7 of 3GPP TS 29.531";
      type string;
    }

    list managedNFProfile {
      key idx;
      min-elements 1;
      max-elements 1;
      uses types3gpp:ManagedNFProfile;
    }
  }
}

```

```

    }
  }
  augment "/me3gpp:ManagedElement" {
    list NSSFFunction {
      description "5G Core NSSF Function";
      reference "3GPP TS 28.541";
      key id;
      uses top3gpp:Top_Grp;
      container attributes {
        uses NSSFFunctionGrp;
      }
      uses mf3gpp:ManagedFunctionContainedClasses;
    }
  }
}
<CODE ENDS>

```

H.5.17 module _3gpp-5gc-nrm-nwdaffunction.yang

```

<CODE BEGINS>
module _3gpp-5gc-nrm-nwdaffunction {
  yang-version 1.1;

  namespace urn:3gpp:sa5:_3gpp-5gc-nrm-nwdaffunction;
  prefix nwdaf3gpp;

  import _3gpp-common-managed-function { prefix mf3gpp; }
  import _3gpp-common-managed-element { prefix me3gpp; }
  import ietf-inet-types { prefix inet; }
  import _3gpp-common-yang-types { prefix types3gpp; }
  import _3gpp-common-yang-extensions { prefix yext3gpp; }
  import _3gpp-5g-common-yang-types { prefix types5g3gpp; }
  import _3gpp-common-top { prefix top3gpp; }

  organization "3gpp SA5";
  contact "https://www.3gpp.org/DynaReport/TSG-WG--S5--officials.htm?Itemid=464";
  description "This IOC represents the NWDAF function in 5GC. For more
    information about the NWDAF, see 3GPP TS 23.501.
    Copyright 2024, 3GPP Organizational Partners (ARIB, ATIS, CCSA, ETSI, TSDSI,
    TTA, TTC). All rights reserved.";
  reference "3GPP TS 28.541";

  revision 2024-02-23 { reference CR-1219 ; }
  revision 2023-09-17 { reference CR-1042 ; }
  revision 2020-11-07 { reference CR-0412 ; }
  revision 2019-10-25 { reference "S5-194457 S5-195427 S5-193518"; }

  revision 2019-05-15 {reference "initial revision"; }

  grouping NetworkSliceInfoGrp {
    description "Represents information of network slice when the NWDAF is
      authorized to collect the management data of the network slice. ";

    list sNSSAI {
      description "It represents the S-NSSAI the NetworkSlice managed object
        is supporting. The S-NSSAI is defined in TS 23.003 ";
      key idx;
      min-elements 1;
      max-elements 1;

      leaf idx {
        type string;
      }
      uses types5g3gpp:SNssai;
    }
  }

  leaf-list cNSIId {
    type string;
    description "It represents NSI ID which is an identifier for identifying
      the Core Network part of a Network Slice instance when multiple
      Network Slice instances of the same Network Slice are deployed,
      and there is a need to differentiate between them in the 5GC.
      See NSI ID definition in clause 3.1 of TS 23.501 and
      subclause 6.1.6.2.7 of TS 29.531.";
  }
}

```

```
leaf networkSliceRef {
  type types3gpp:DistinguishedName;
  mandatory true;
  description "This holds a DN of the NetworkSlice managed object relating
    to the NetworkSlice instance differentiated by sNSSAI and optional
    cNSIId.";
}
}

grouping NWDAFFunctionGrp {
  description "Represents the NWDAFFunction IOC";
  uses mf3gpp:ManagedFunctionGrp;

  list pLMNIdList {
    description "List of at most six entries of PLMN Identifiers, but at
      least one (the primary PLMN Id).
      The PLMN Identifier is composed of a Mobile Country Code (MCC) and a
      Mobile Network Code (MNC).";

    min-elements 1;
    max-elements 6;
    key "mcc mnc";
    uses types3gpp:PLMNId;
  }

  leaf sBIFQDN {
    description "The FQDN of the registered NF instance in the service-based
      interface.";
    type inet:domain-name;
  }

  list sNSSAIDList {
    description "List of S-NSSAIs the managed object is capable of supporting.
      (Single Network Slice Selection Assistance Information)
      An S-NSSAI has an SST (Slice/Service type) and an optional SD
      (Slice Differentiator) field.";
    //optional support
    reference "3GPP TS 23.003";
    key "sd sst";
    uses types5g3gpp:SNssai;
  }

  list managedNFProfile {
    key idx;
    min-elements 1;
    max-elements 1;
    uses types3gpp:ManagedNFProfile;
  }

  list commModelList {
    min-elements 1;
    key "groupId";
    description "Specifies a list of commModel. It can be used by NF and
      NF services to interact with each other in 5G Core network ";
    reference "3GPP TS 23.501";
    uses types5g3gpp:CommModel;
  }

  list networkSliceInfoList {
    key idx;
    min-elements 1;
    description "The attribute specifies a list of NetworkSliceInfo which
      is defined as a datatype (see clause 5.3.95). It can be used by the
      NWDAF to facilitate the data collection from OAM.";
    leaf idx {
      type string;
    }
    uses NetworkSliceInfoGrp;
    yext3gpp:inVariant;
  }
}

augment "/me3gpp:ManagedElement" {
  list NWDAFFunction {
    description "5G Core NWDAF Function";
    reference "3GPP TS 28.541 3GPP TS 23.501";
    key id;
  }
}
```

```

    uses top3gpp:Top_Grp;
    container attributes {
        uses NWDAFFunctionGrp;
    }
    uses mf3gpp:ManagedFunctionContainedClasses;
}
}
}
<CODE ENDS>

```

H.5.18 module _3gpp-5gc-nrm-pcfunction.yang

```

<CODE BEGINS>
module _3gpp-5gc-nrm-pcfunction {
    yang-version 1.1;

    namespace urn:3gpp:sa5:_3gpp-5gc-nrm-pcfunction;
    prefix pcf3gpp;

    import _3gpp-common-managed-function { prefix mf3gpp; }
    import _3gpp-common-managed-element { prefix me3gpp; }
    import ietf-inet-types { prefix inet; }
    import _3gpp-common-yang-types { prefix types3gpp; }
    import _3gpp-5g-common-yang-types { prefix types5g3gpp; }
    import _3gpp-common-top { prefix top3gpp; }

    organization "3gpp SA5";
    contact "https://www.3gpp.org/DynaReport/TSG-WG--S5--officials.htm?Itemid=464";
    description "This IOC represents the PCF function in 5GC. For more
        information about the PCF, see 3GPP TS 23.501.
        Copyright 2023, 3GPP Organizational Partners (ARIB, ATIS, CCSA, ETSI, TSDSI,
        TTA, TTC). All rights reserved.";
    reference "3GPP TS 28.541";

    revision 2023-09-17 { reference CR-1042 ; }
    revision 2020-11-07 { reference CR-0412 ; }
    revision 2020-08-06 { reference "CR-0333"; }
    revision 2020-08-06 { reference "CR-0331"; }
    revision 2019-10-25 { reference "S5-194457 S5-193518"; }
    revision 2019-05-22 { reference "initial revision"; }

    grouping PCFFuntionGrp {
        description "Represents the PCFFuntion IOC";
        uses mf3gpp:ManagedFunctionGrp;

        list pLMNIdList {
            description "List of at most six entries of PLMN Identifiers, but at
                least one (the primary PLMN Id).
                The PLMN Identifier is composed of a Mobile Country Code (MCC) and a
                Mobile Network Code (MNC).";

            min-elements 1;
            max-elements 6;
            key "mcc mnc";
            uses types3gpp:PLMNId;
        }

        leaf sBIFQDN {
            description "The FQDN of the registered NF instance in the service-based
                interface.";
            type inet:domain-name;
        }

        list sNSSAIIList {
            description "List of S-NSSAIs the managed object is capable of supporting.
                (Single Network Slice Selection Assistance Information)
                An S-NSSAI has an SST (Slice/Service type) and an optional SD
                (Slice Differentiator) field.";

            //optional support
            reference "3GPP TS 23.003";
            key "sd sst";
            uses types5g3gpp:SNssai;
        }

        list managedNFProfile {
            key idx;
        }
    }
}

```

```

    min-elements 1;
    max-elements 1;
    uses types3gpp:ManagedNFProfile;
  }
  list commModelList {
    min-elements 1;
    key "groupId";
    description "Specifies a list of commModel. It can be used by NF and
      NF services to interact with each other in 5G Core network ";
    reference "3GPP TS 23.501";
    uses types5g3gpp:CommModel;
  }
  leaf dynamic5QISetRef {
    type types3gpp:DistinguishedName;
    description "DN of the Dynamic5QISet that the PCFFunction supports
      (is associated to).";
  }
  leaf configurable5QISetRef {
    type types3gpp:DistinguishedName;
    description "DN of the Configurable5QISet that the PCFFunction supports
      (is associated to).";
  }
}

augment "/me3gpp:ManagedElement" {
  list PCFFunction {
    description "5G Core PCF Function";
    reference "3GPP TS 28.541";
    key id;
    uses top3gpp:Top_Grp;
    container attributes {
      uses PCFFuntionGrp;
    }
    uses mf3gpp:ManagedFunctionContainedClasses;
  }
}
}
<CODE ENDS>

```

H.5.19 module _3gpp-5gc-nrm-seppfunction.yang

```

<CODE BEGINS>
module _3gpp-5gc-nrm-seppfunction {
  yang-version 1.1;

  namespace urn:3gpp:sa5:_3gpp-5gc-nrm-seppfunction;
  prefix sepp3gpp;

  import _3gpp-common-managed-function { prefix mf3gpp; }
  import _3gpp-common-managed-element { prefix me3gpp; }
  import _3gpp-common-yang-types { prefix types3gpp; }
  import _3gpp-common-yang-extensions { prefix yext3gpp; }
  import _3gpp-common-top { prefix top3gpp; }
  import ietf-inet-types { prefix inet; }

  organization "3gpp SA5";
  description "This IOC represents the SEPP function which support message filtering
    and policing on inter-PLMN control plane interface. For more information about the
    SEPP, see 3GPP TS 23.501.
    Copyright 2023, 3GPP Organizational Partners (ARIB, ATIS, CCSA, ETSI, TSDSI,
    TTA, TTC). All rights reserved.";
  reference "3GPP TS 28.541";

  revision 2023-09-17 { reference CR-1042 ; }
  revision 2020-08-03 { reference "CR-0321" ; }
  revision 2019-10-28 { reference S5-193518 ; }

  typedef SEPPTYPE {
    reference "3GPP TS 23501";
    type enumeration {
      enum CSEPP {
        value 0;
        description "consumer SEPP";
      }
    }

    enum PSEPP {

```

```

        value 1;
        description "producer SEPP";
    }
}
}

grouping SEPPFunctionGrp {
    uses mf3gpp:ManagedFunctionGrp;

    container pLMNid {
        description "PLMN Identifiers of the sepp.
The PLMN Identifier is composed of a Mobile Country Code (MCC) and a Mobile
Network Code (MNC).";
        yext3gpp:inVariant;
        uses types3gpp:PLMNid;
    }

    leaf sEPPType {
        type sepp3gpp:SEPPType;
        yext3gpp:inVariant;
    }

    leaf sEPPid {
        type uint16;
        yext3gpp:inVariant;
    }

    leaf fqdn {
        description "The domain name of the SEPP.";
        type inet:domain-name;
    }
}

augment "/me3gpp:ManagedElement" {
    list SEPPFunction {
        description "5G Core SEPP Function";
        reference "3GPP TS 28.541";
        key id;
        uses top3gpp:Top_Grp;
        container attributes {
            uses SEPPFunctionGrp;
        }
        uses mf3gpp:ManagedFunctionContainedClasses;    }
}
}
<CODE ENDS>

```

H.5.19 module _3gpp-5gc-nrm- externalseppfunction.yang

```

<CODE BEGINS>
module _3gpp-5gc-nrm-externalseppfunction {
    yang-version 1.1;

    namespace urn:3gpp:sa5:_3gpp-5gc-nrm-externalseppfunction;
    prefix extsepp3gpp;

    import _3gpp-common-managed-function { prefix mf3gpp; }
    import _3gpp-common-managed-element { prefix me3gpp; }
    import _3gpp-common-yang-types { prefix types3gpp; }
    import _3gpp-common-yang-extensions { prefix yext3gpp; }
    import _3gpp-common-top { prefix top3gpp; }
    import ietf-inet-types { prefix inet; }

    organization "3gpp SA5";
    description "This IOC represents the external SEPP function which support message filtering
and policing on inter-PLMN control plane interface. For more information
about the SEPP, see 3GPP TS 23.501.
Copyright 2023, 3GPP Organizational Partners (ARIB, ATIS, CCSA, ETSI, TSDSI,
TTA, TTC). All rights reserved.";
    reference "3GPP TS 28.541";

    revision 2023-09-17 { reference CR-1042 ; }
    revision 2019-11-19 {
        description "initial revision";
        reference "Based on
3GPP TS 28.541 ";
    }
}

```



```

}

grouping ExternalSEPPFunctionGrp {
  uses mf3gpp:ManagedFunctionGrp;

  container pLMNid {
    description "PLMN Identifiers of the sepp.
The PLMN Identifier is composed of a Mobile Country Code (MCC) and a Mobile
Network Code (MNC).";
    uses types3gpp:PLMNid;
  }

  leaf sEPPid {
    type uint16;
    yext3gpp:inVariant;
  }

  leaf fqdn {
    description "The domain name of the SEPP.";
    type inet:domain-name;
  }
}

augment "/me3gpp:ManagedElement" {
  list ExternalSEPPFunction {
    description "5G Core SEPP Function";
    reference "3GPP TS 28.541";
    key id;
    uses top3gpp:Top_Grp;
    container attributes {
      uses ExternalSEPPFunctionGrp;
    }
  }
}
}
}
<CODE ENDS>

```

H.5.20 module _3gpp-5gc-nrm-smffunction.yang

```

<CODE BEGINS>
module _3gpp-5gc-nrm-smffunction {
  yang-version 1.1;
  namespace urn:3gpp:sa5:_3gpp-5gc-nrm-smffunction;
  prefix smf3gpp;

  import _3gpp-common-managed-function { prefix mf3gpp; }
  import _3gpp-common-managed-element { prefix me3gpp; }
  import _3gpp-common-yang-types { prefix types3gpp; }
  import _3gpp-5g-common-yang-types { prefix types5g3gpp; }
  import ietf-inet-types { prefix inet; }
  import _3gpp-common-top { prefix top3gpp; }

  organization "3gpp SA5";
  contact "https://www.3gpp.org/DynaReport/TSG-WG--S5--officials.htm?Itemid=464";
  description "SMFFunction derived from basic ManagedFunction.
  Copyright 2023, 3GPP Organizational Partners (ARIB, ATIS, CCSA, ETSI, TSDSI,
  TTA, TTC). All rights reserved.";

  revision 2023-09-17 { reference CR-1042 ; }
  revision 2020-11-07 { reference CR-0412 ; }
  revision 2020-08-06 { reference "CR-0333"; }
  revision 2020-06-03 { reference "CR-0286"; }
  revision 2019-10-25 { reference "S5-194457 S5-193518"; }
  revision 2019-05-31 {reference "Ericsson refactoring."; }
  revision 2018-08-07 { reference "Initial revision"; }

  grouping SMFFunctionGrp {
    description "Represents the SMFFuntion IOC";
    uses mf3gpp:ManagedFunctionGrp;

    list pLMNidList {
      min-elements 1;
      description "A list of PLMN identifiers (Mobile Country Code and Mobile
      Network Code).";
      key "mcc mnc";
      uses types3gpp:PLMNid;
    }
  }
}

```

```

}

leaf-list nRTACList {
  description "List of Tracking Area Codes (legacy TAC or extended TAC)
  where the represented management function is serving.";
  reference "TS 38.413 clause 9.3.3.10";
  min-elements 1;
  config false;
  type types3gpp:Tac;
}

leaf sBIFQDN {
  description "The FQDN of the registered NF instance in the service-based
  interface.";
  type inet:domain-name;
}

list sNSSAList {
  description "List of S-NSSAIs the managed object is capable of supporting.
  (Single Network Slice Selection Assistance Information)
  An S-NSSAI has an SST (Slice/Service type) and an optional SD
  (Slice Differentiator) field.";
  reference "3GPP TS 23.003";
  key "sd sst";
  uses types5g3gpp:SNssai;
}

list managedNFProfile {
  key idx;
  min-elements 1;
  max-elements 1;
  uses types3gpp:ManagedNFProfile;
}

list commModelList {
  min-elements 1;
  key "groupId";
  description "Specifies a list of commModel. It can be used by NF and
  NF services to interact with each other in 5G Core network ";
  reference "3GPP TS 23.501";
  uses types5g3gpp:CommModel;
}

leaf configurable5QISetRef {
  type types3gpp:DistinguishedName;
  description "DN of the Configurable5QISet that the SMFFunction supports
  (is associated to).";
}

leaf dynamic5QISetRef {
  type types3gpp:DistinguishedName;
  description "DN of the Dynamic5QISet that the SMFFunction supports
  (is associated to).";
}
}

augment "/me3gpp:ManagedElement" {
  list SMFFunction {
    description "5G Core SMF Function";
    reference "3GPP TS 28.541";
    key id;
    uses top3gpp:Top_Grp;
    container attributes {
      uses SMFFunctionGrp;
    }
    uses mf3gpp:ManagedFunctionContainedClasses;
  }
}
}
<CODE ENDS>

```

H.5.21 module _3gpp-5gc-nrm-smsffunction.yang

```

<CODE BEGINS>
module _3gpp-5gc-nrm-smsffunction {
  yang-version 1.1;

```

```

namespace urn:3gpp:sa5:_3gpp-5gc-nrm-smsffunction;
prefix smsf3gpp;

import _3gpp-common-managed-function { prefix mf3gpp; }
import _3gpp-common-managed-element { prefix me3gpp; }
import _3gpp-common-yang-types { prefix types3gpp; }
import _3gpp-5g-common-yang-types { prefix types5g3gpp; }
import _3gpp-common-top { prefix top3gpp; }

organization "3gpp SA5";
description "This IOC represents the SMSF function defined in 3GPP TS 23.501.
  Copyright 2023, 3GPP Organizational Partners (ARIB, ATIS, CCSA, ETSI, TSDSI,
  TTA, TTC). All rights reserved.";
reference "3GPP TS 28.541";

revision 2023-09-17 { reference CR-1042 ; }
revision 2019-10-25 { reference "S5-194457 S5-195427 S5-193518"; }

revision 2019-05-15 {
  description "initial revision";
}

grouping SMSFFunctionGrp {
  uses mf3gpp:ManagedFunctionGrp;

  list pLMNIdList {
    description "List of at most six entries of PLMN Identifiers, but at least one (the primary
    PLMN Id).
      The PLMN Identifier is composed of a Mobile Country Code (MCC) and a Mobile
    Network Code (MNC).";

    min-elements 1;
    max-elements 6;
    key "mcc mnc";
    uses types3gpp:PLMNId;
  }

  list managedNFProfile {
    key idx;
    min-elements 1;
    uses types3gpp:ManagedNFProfile;
  }

  list commModelList {
    min-elements 1;
    key "groupId";
    uses types5g3gpp:CommModel;
  }
}

augment "/me3gpp:ManagedElement" {
  list SMSFFunction {
    description "5G Core SMSF Function";
    reference "3GPP TS 28.541";
    key id;
    uses top3gpp:Top_Grp;
    container attributes {
      uses SMSFFunctionGrp;
    }
    uses mf3gpp:ManagedFunctionContainedClasses;
  }
}
}
<CODE ENDS>

```

H.5.22 module _3gpp-5gc-nrm-udmfunction.yang

```

<CODE BEGINS>
module _3gpp-5gc-nrm-udmfunction {
  yang-version 1.1;

  namespace urn:3gpp:sa5:_3gpp-5gc-nrm-udmfunction;
  prefix udm3gpp;

```

```

import _3gpp-common-managed-function { prefix mf3gpp; }
import _3gpp-common-managed-element { prefix me3gpp; }
import ietf-inet-types { prefix inet; }
import _3gpp-common-yang-types { prefix types3gpp; }
import _3gpp-5g-common-yang-types { prefix types5g3gpp; }
import _3gpp-common-top { prefix top3gpp; }

organization "3gpp SA5";
contact "https://www.3gpp.org/DynaReport/TSG-WG--S5--officials.htm?Itemid=464";
description "This IOC represents the UDM function in 5G. For more
information about the UDM, see 3GPP TS 23.501.
Copyright 2023, 3GPP Organizational Partners (ARIB, ATIS, CCSA, ETSI, TSDSI,
TA, TTC). All rights reserved.";
reference "3GPP TS 28.541";

revision 2023-09-17 { reference CR-1042 ; }
revision 2020-11-07 { reference CR-0412 ; }
revision 2019-10-25 { reference "S5-194457 S5-195427 S5-193518"; }
revision 2019-05-22 { reference "initial revision"; }

grouping UDMFuntionGrp {
description "Represents the UDMFuntion IOC";
uses mf3gpp:ManagedFunctionGrp;

list pLMNIdList {
description "List of at most six entries of PLMN Identifiers, but at
least one (the primary PLMN Id).
The PLMN Identifier is composed of a Mobile Country Code (MCC) and a
Mobile Network Code (MNC).";

min-elements 1;
max-elements 6;
key "mcc mnc";
uses types3gpp:PLMNId;
}

leaf sBIFQDN {
description "The FQDN of the registered NF instance in the service-based
interface.";
type inet:domain-name;
}

list sNSSAIList {
description "List of S-NSSAIs the managed object is capable of supporting.
(Single Network Slice Selection Assistance Information)
An S-NSSAI has an SST (Slice/Service type) and an optional SD
(Slice Differentiator) field.";
//optional support
reference "3GPP TS 23.003";
key "sd sst";
uses types5g3gpp:SNssai;
}

list managedNFProfile {
key idx;
min-elements 1;
max-elements 1;
uses types3gpp:ManagedNFProfile;
}

list commModelList {
min-elements 1;
key "groupId";
description "Specifies a list of commModel. It can be used by NF and
NF services to interact with each other in 5G Core network ";
reference "3GPP TS 23.501";
uses types5g3gpp:CommModel;
}
}

augment "/me3gpp:ManagedElement" {
list UDMFunction {
description "5G Core UDM Function";
reference "3GPP TS 28.541";
key id;
uses top3gpp:Top_Grp;
container attributes {
uses UDMFuntionGrp;
}
}
}

```

```

    }
    uses mf3gpp:ManagedFunctionContainedClasses;
  }
}
<CODE ENDS>

```

H.5.23 module _3gpp-5gc-nrm-udrfunfunction.yang

```

<CODE BEGINS>
module _3gpp-5gc-nrm-udrfunfunction {
  yang-version 1.1;

  namespace urn:3gpp:sa5:_3gpp-5gc-nrm-udrfunfunction;
  prefix udr3gpp;

  import _3gpp-common-managed-function { prefix mf3gpp; }
  import _3gpp-common-managed-element { prefix me3gpp; }
  import ietf-inet-types { prefix inet; }
  import _3gpp-common-yang-types { prefix types3gpp; }
  import _3gpp-common-top { prefix top3gpp; }
  import _3gpp-5g-common-yang-types { prefix types5g3gpp; }

  organization "3gpp SA5";
  contact "https://www.3gpp.org/DynaReport/TSG-WG--S5--officials.htm?Itemid=464";
  description "This IOC represents the UDR function in 5GC. For more information
    about the UDR, see 3GPP TS 23.501.
    Copyright 2023, 3GPP Organizational Partners (ARIB, ATIS, CCSA, ETSI, TSDSI,
    TTA, TTC). All rights reserved.";
  reference "3GPP TS 28.541";

  revision 2023-09-17 { reference CR-1042 ; }
  revision 2020-11-07 { reference CR-0412 ; }
  revision 2019-10-25 { reference "S5-194457 S5-195427 S5-193518"; }

  revision 2019-05-22 {reference "initial revision"; }

  grouping UDRFuntionGrp {
    description "Representse the UDRFuntion IOC";
    uses mf3gpp:ManagedFunctionGrp;

    list pLMNIdList {
      description "List of at most six entries of PLMN Identifiers, but at
        least one (the primary PLMN Id).
        The PLMN Identifier is composed of a Mobile Country Code (MCC) and a
        Mobile Network Code (MNC).";

      min-elements 1;
      max-elements 6;
      key "mcc mnc";
      uses types3gpp:PLMNId;
    }

    leaf sBIFQDN {
      description "The FQDN of the registered NF instance in the service-based
        interface.";
      type inet:domain-name;
    }

    list sNSSAIIList {
      description "List of S-NSSAIs the managed object is capable of supporting.
        (Single Network Slice Selection Assistance Information)
        An S-NSSAI has an SST (Slice/Service type) and an optional SD
        (Slice Differentiator) field.";
      //optional support
      reference "3GPP TS 23.003";
      key "sd sst";
      uses types5g3gpp:SNssai;
    }

    list managedNFProfile {
      key idx;
      min-elements 1;
      max-elements 1;
      uses types3gpp:ManagedNFProfile;
    }
  }
}

```

```

}

augment "/me3gpp:ManagedElement" {
  list UDRFunction {
    description "5G Core UDR Function";
    reference "3GPP TS 28.541";
    key id;
    uses top3gpp:Top_Grp;
    container attributes {
      uses UDRFunctionGrp;
    }
    uses mf3gpp:ManagedFunctionContainedClasses;
  }
}
}
}
<CODE ENDS>

```

H.5.24 module _3gpp-5gc-nrm-udsffunction.yang

```

<CODE BEGINS>
module _3gpp-5gc-nrm-udsffunction {
  yang-version 1.1;

  namespace urn:3gpp:sa5:_3gpp-5gc-nrm-udsffunction;
  prefix udsf3gpp;

  import _3gpp-common-managed-function { prefix mf3gpp; }
  import _3gpp-common-managed-element { prefix me3gpp; }
  import ietf-inet-types { prefix inet; }
  import _3gpp-common-yang-types { prefix types3gpp; }
  import _3gpp-common-top { prefix top3gpp; }
  import _3gpp-5g-common-yang-types { prefix types5g3gpp; }

  organization "3gpp SA5";
  contact "https://www.3gpp.org/DynaReport/TSG-WG--S5--officials.htm?Itemid=464";
  description "This IOC represents the UDSF function which can be interacted
    with any other 5GC NF defined in 3GPP TS 23.501.
    Copyright 2023, 3GPP Organizational Partners (ARIB, ATIS, CCSA, ETSI, TSDSI,
    TTA, TTC). All rights reserved.";
  reference "3GPP TS 28.541";

  revision 2023-09-17 { reference CR-1042 ; }
  revision 2020-11-07 { reference CR-0412 ; }
  revision 2019-10-25 { reference "S5-194457 S5-195427 S5-193518"; }

  revision 2019-05-22 { reference "initial revision"; }

  grouping UDSFFunctionGrp {
    description "Represents the UDSFFunction IOC";
    uses mf3gpp:ManagedFunctionGrp;

    list pLMNIdList {
      description "List of at most six entries of PLMN Identifiers, but at
        least one (the primary PLMN Id).
        The PLMN Identifier is composed of a Mobile Country Code (MCC) and a
        Mobile Network Code (MNC).";

      min-elements 1;
      max-elements 6;
      key "mcc mnc";
      uses types3gpp:PLMNId;
    }

    leaf sBIFQDN {
      description "The FQDN of the registered NF instance in the
        service-based interface.";
      type inet:domain-name;
    }

    list sNSSAIDList {
      description "List of S-NSSAIs the managed object is capable of supporting.
        (Single Network Slice Selection Assistance Information)
        An S-NSSAI has an SST (Slice/Service type) and an optional SD
        (Slice Differentiator) field.";
      //optional support
      reference "3GPP TS 23.003";
    }
  }
}

```

```

    key "sd sst";
    uses types5g3gpp:SNssai;
  }

  list managedNFProfile {
    key idx;
    min-elements 1;
    max-elements 1;
    description "Managed Network Function profile";
    reference "3GPP TS 23.501";
    uses types3gpp:ManagedNFProfile;
  }
}

augment "/me3gpp:ManagedElement" {
  list UDSFFunction {
    description "5G Core UDSF Function";
    reference "3GPP TS 28.541";
    key id;
    uses top3gpp:Top_Grp;
    container attributes {
      uses UDSFFuntionGrp;
    }
    uses mf3gpp:ManagedFunctionContainedClasses;  }
}
}
<CODE ENDS>

```

H.5.25 module _3gpp-5gc-nrm-upffunction.yang

```

<CODE BEGINS>
module _3gpp-5gc-nrm-upffunction {
  yang-version 1.1;
  namespace urn:3gpp:sa5:_3gpp-5gc-nrm-upffunction;
  prefix upf3gpp;

  import _3gpp-common-managed-function { prefix mf3gpp; }
  import _3gpp-common-managed-element { prefix me3gpp; }
  import _3gpp-common-yang-types { prefix types3gpp; }
  import _3gpp-5g-common-yang-types { prefix types5g3gpp; }
  import _3gpp-common-top { prefix top3gpp; }

  organization "3GPP SA5";
  contact "https://www.3gpp.org/DynaReport/TSG-WG--S5--officials.htm?Itemid=464";
  description "UPFFunction derived from basic ManagedFunction.
    Copyright 2023, 3GPP Organizational Partners (ARIB, ATIS, CCSA, ETSI, TSDSI,
    TTA, TTC). All rights reserved.";
  reference "3GPP TS 28.541 5G Network Resource Model (NRM)";

  revision 2023-09-17 { reference CR-1042 ; }
  revision 2020-11-07 { reference CR-0412 ; }
  revision 2019-10-25 { reference "S5-194457 S5-193518"; }
  revision 2019-05-31 { reference "Ericsson refactoring."; }
  revision 2018-08-07 { reference "Initial revision"; }

  grouping UPFFunctionGrp {
    description "Represents the UPFFunction IOC";
    uses mf3gpp:ManagedFunctionGrp;

    list pLMNIdList {
      description "A list of PLMN identifiers (Mobile Country Code and Mobile
        Network Code).";
      min-elements 1;
      key "mcc mnc";
      uses types3gpp:PLMNId;
    }
  }

  leaf-list nRTACList {
    description "List of Tracking Area Codes (legacy TAC or extended TAC)
      where the represented management function is serving.";
    reference "TS 38.413 clause 9.3.3.10";
    min-elements 1;
    config false;
    type types3gpp:Tac;
  }
}

```

```

list sNSSAList {
  description "List of S-NSSAIs the managed object is capable of supporting.
  (Single Network Slice Selection Assistance Information)
  An S-NSSAI has an SST (Slice/Service type) and an optional SD
  (Slice Differentiator) field.";
  reference "3GPP TS 23.003";
  key "sd sst";
  uses types5g3gpp:SNssai;
}

list managedNFProfile {
  key idx;
  min-elements 1;
  max-elements 1;
  reference "3GPP TS 23.003";
  uses types3gpp:ManagedNFProfile;
}

leaf-list supportedBMOList {
  type string;
  description "List of supported BMOs (Bridge Managed Objects) required
  for integration with TSN system.";
}

augment /me3gpp:ManagedElement {
  list UPFFunction {
    description "5G Core UPF Function";
    reference "3GPP TS 28.541";
    key id;
    uses top3gpp:Top_Grp;
    container attributes {
      uses UPFFunctionGrp;
    }
    uses mf3gpp:ManagedFunctionContainedClasses;
  }
}
}
}
<CODE ENDS>

```

H.5.26 module _3gpp-5gc-nrm-scpfunction.yang

```

<CODE BEGINS>
module _3gpp-5gc-nrm-scpfunction {
  yang-version 1.1;

  namespace urn:3gpp:sa5:_3gpp-5gc-nrm-scpfunction;
  prefix scp3gpp;

  import _3gpp-common-managed-function { prefix mf3gpp; }
  import _3gpp-common-managed-element { prefix me3gpp; }
  import ietf-inet-types { prefix inet; }
  import _3gpp-5g-common-yang-types { prefix types5g3gpp; }
  import _3gpp-common-top { prefix top3gpp; }

  organization "3gpp SA5";
  description "This IOC represents the SCP function in 5GC. For more information about the SCP, see
  3GPP TS 23.501.
  Copyright 2023, 3GPP Organizational Partners (ARIB, ATIS, CCSA, ETSI, TSDSI,
  TTA, TTC). All rights reserved.";
  reference "3GPP TS 28.541";

  revision 2023-09-17 { reference CR-1042 ; }
  revision 2019-10-21 {
    description "initial revision";
    reference "Based on
    3GPP TS 28.541 ";
  }

  grouping SCPFunctionGrp {
    uses mf3gpp:ManagedFunctionGrp;

    leaf address {
      description "The host address of the SCP.";
      type inet:host;
    }
  }
}

```



```

    list supportedFuncList {
      min-elements 1;
      key "function";
      uses types5g3gpp:SupportedFunc;
    }
  }

  augment "/me3gpp:ManagedElement" {
    list SCPFunction {
      description "5G Core SCP Function";
      reference "3GPP TS 28.541";
      key id;
      uses top3gpp:Top_Grp;
      container attributes {
        uses SCPFunctionGrp;
      }
    }
  }
}
<CODE ENDS>

```

H.5.27 module _3gpp-5gc-nrm-neffunction.yang

```

<CODE BEGINS>
module _3gpp-5gc-nrm-neffunction {
  yang-version 1.1;

  namespace urn:3gpp:sa5:_3gpp-5gc-nrm-neffunction;
  prefix nef3gpp;

  import _3gpp-common-managed-function { prefix mf3gpp; }
  import _3gpp-common-managed-element { prefix me3gpp; }
  import ietf-inet-types { prefix inet; }
  import _3gpp-common-yang-extensions { prefix yext3gpp; }
  import _3gpp-common-top { prefix top3gpp; }
  import _3gpp-5gc-nrm-predefinedpccruleset { prefix PredPccRules3gpp; }
  import _3gpp-5gc-nrm-nfprofile { prefix nfp3gpp; }
  import _3gpp-5g-common-yang-types { prefix types5g3gpp; }

  organization "3gpp SA5";
  contact "https://www.3gpp.org/DynaReport/TSG-WG--S5--officials.htm?Itemid=464";
  description "This IOC represents the NEF function in 5GC. For more
    information about the NEF, see 3GPP TS 23.501.
    Copyright 2023, 3GPP Organizational Partners (ARIB, ATIS, CCSA, ETSI, TSDSI,
    TTA, TTC). All rights reserved.";
  reference "3GPP TS 28.541";

  revision 2023-09-17 { reference CR-1042 ; }
  revision 2022-01-07 { reference CR-0643; }
  revision 2020-11-06 { reference CR-0412 ; }
  revision 2019-10-20 { reference "initial revision"; }

  grouping NEFFunctionGrp {
    description "Represents the NEFFunction IOC";
    uses mf3gpp:ManagedFunctionGrp;

    leaf sBIFQDN {
      description "The FQDN of the registered NF instance in the
        service-based interface.";
      type inet:domain-name;
    }

    list sNSSAIList {
      description "List of S-NSSAIs the managed object is capable of supporting.
        (Single Network Slice Selection Assistance Information)
        An S-NSSAI has an SST (Slice/Service type) and an optional SD
        (Slice Differentiator) field.";
      key "sd sst";
      uses types5g3gpp:SNssai;
    }

    leaf-list capabilityList {
      description "List of supported capabilities of the NEF.";
      reference "3GPP TS 23.003";
    }
  }
}

```

```

    type string;
  }

  leaf isCAPIFSup {
    type boolean;
    config false;
    yext3gpp:inVariant;
    yext3gpp:notNotifyable;
  }

  list taiList {
    config false;
    description "List of TAIs";
    yext3gpp:inVariant;
    yext3gpp:notNotifyable;
    key idx;
    leaf idx { type uint32 ; }
    uses nfp3gpp:Tai;
  }

  list taiRangelist {
    config false;
    description "Range of TAIs";
    yext3gpp:inVariant;
    yext3gpp:notNotifyable;
    key idx;
    leaf idx { type uint32 ; }
    uses nfp3gpp:TaiRange;
  }

  list routeToLocsdnai {
    config false;
    description "";
    yext3gpp:inVariant;
    yext3gpp:notNotifyable;
    key idx;
    leaf idx { type uint32 ; }
    uses PredPccRules3gpp:RouteToLocation;
  }
}

augment "/me3gpp:ManagedElement" {
  list NEFFunction {
    description "5G Core NEF Function";
    reference "3GPP TS 28.541";
    key id;
    uses top3gpp:Top_Grp;
    container attributes {
      uses NEFFunctionGrp;
    }
  }
}
}
}
<CODE ENDS>

```

H.5.28 module _3gpp-5gc-nrm-QFQoSMonitoringControl.yang

```

<CODE BEGINS>
module _3gpp-5gc-nrm-QFQoSMonitoringControl {
  yang-version 1.1;

  namespace urn:3gpp:sa5:_3gpp-5gc-nrm-QFQoSMonitoringControl;
  prefix qFQMctrl3gpp;

  import _3gpp-common-managed-element { prefix me3gpp; }
  import _3gpp-5gc-nrm-smffunction { prefix smf3gpp; }
  import _3gpp-common-top { prefix top3gpp; }
  import _3gpp-5g-common-yang-types { prefix types5g3gpp; }

  organization "3gpp SA5"; contact "https://www.3gpp.org/DynaReport/TSG-WG--S5--
officials.htm?Itemid=464";
  description "This IOC represents the capabilities and properties for control
of QoS monitoring per QoS flow per UE for URLLC service defined
in 3GPP TS 23.501.
Copyright 2023, 3GPP Organizational Partners (ARIB, ATIS, CCSA, ETSI, TSDSI,
TTA, TTC). All rights reserved.";

```

```
reference "3GPP TS 28.541";

revision 2023-09-17 { reference CR-1042 ; }
revision 2020-11-07 { reference CR-0412 ; }
revision 2020-08-03 { reference "CR-0321"; }
revision 2020-04-10 { reference "S5-202101"; }

grouping QFPacketDelayThresholdsTypeGrp {
  description "Represents the QFPacketDelayThresholdsType";
  leaf thresholdDl {
    type uint32;
    units milliseconds;
    description "Downlink threshold";
  }

  leaf thresholdUl {
    type uint32;
    units milliseconds;
    description "Uplink threshold";
  }

  leaf thresholdRtt {
    type uint32;
    units milliseconds;
    description "Round trip threshold";
  }
}

grouping QFQoSMonitoringControlGrp {
  description "Represents the QFQoSMonitoringControl IOC.";
  reference "3GPP TS 28.541";

  leaf qFQoSMonitoringState {
    description "The state of QoS monitoring per QoS flow per UE.";
    mandatory true;
    type enumeration {
      enum ENABLED;
      enum DISABLED;
    }
  }

  list qFMonitoredSNSSAIs {
    description "The S-NSSAIs for which the QoS monitoring per QoS flow
    per UE is to be performed.";
    reference "3GPP TS 23.003";
    key "sd sst";
    uses types5g3gpp:SNssai;
  }

  leaf-list qFMonitored5QIs {
    description "The 5QIs for which the QoS monitoring per QoS flow
    per UE is to be performed.";
    reference "3GPP TS 23.501";
    type uint32 {
      range "0..255";
    }
  }

  leaf isEventTriggeredQFMonitoringSupported {
    description "It indicates whether the event based QoS monitoring
    reporting per QoS flow per UE is supported.";
    mandatory true;
    reference "3GPP TS 29.244";
    type boolean;
  }

  leaf isPeriodicQFMonitoringSupported {
    description "It indicates whether the periodic QoS monitoring reporting
    per QoS flow per UE is supported.";
    mandatory true;
    reference "3GPP TS 29.244";
    type boolean;
  }

  leaf isSessionReleasedQFMonitoringSupported {
    description "It indicates whether the session release based QoS monitoring
    reporting per QoS flow per UE is supported.";
    mandatory true;
    reference "3GPP TS 29.244";
  }
}
```

```

    type boolean;
  }

  list qfPacketDelayThresholds {
    key "idx";
    min-elements 1;
    max-elements 1;
    description "It specifies the thresholds for reporting the packet delay
      between PSA and UE for QoS monitoring per QoS flow per UE.";

    leaf idx { type uint32 ; }
    uses QfPacketDelayThresholdsTypeGrp;
  }

  leaf qfMinimumWaitTime {
    description "It specifies the minimum waiting time (in seconds) between
      two consecutive reports for event triggered QoS monitoring reporting
      per QoS flow per UE.";
    type uint32;
  }

  leaf qfMeasurementPeriod {
    description "It specifies the period (in seconds) for reporting the
      packet delay for QoS monitoring per QoS flow per UE.";
    type uint32;
  }
}

augment "/me3gpp:ManagedElement/smf3gpp:SMFFunction" {

  list QfQoSMonitoringControl {
    description "Represents the QfQoSMonitoringControl IOC.";
    reference "3GPP TS 28.541";
    key id;
    uses top3gpp:Top_Grp;
    container attributes {
      uses QfQoSMonitoringControlGrp;
    }
  }
}
}
}
<CODE ENDS>

```

H.5.29 module _3gpp-5gc-nrm-GtpUPathQoSMonitoringControl.yang

```

<CODE BEGINS>
module _3gpp-5gc-nrm-GtpUPathQoSMonitoringControl {
  yang-version 1.1;

  namespace urn:3gpp:sa5:_3gpp-5gc-nrm-GtpUPathQoSMonitoringControl;
  prefix gtpUPathQMCtrl3gpp;

  import _3gpp-common-managed-element { prefix me3gpp; }
  import _3gpp-5g-common-yang-types { prefix types5g3gpp; }
  import _3gpp-5gc-nrm-smffunction { prefix smf3gpp; }
  import _3gpp-common-top { prefix top3gpp; }

  organization "3gpp SA5";
  contact "https://www.3gpp.org/DynaReport/TSG-WG--S5--officials.htm?Itemid=464";
  description "This IOC represents the capabilities and properties for control
    of GTP-U path QoS monitoring defined in 3GPP TS 23.501.
    Copyright 2023, 3GPP Organizational Partners (ARIB, ATIS, CCSA, ETSI, TSDSI,
    TTA, TTC). All rights reserved.";
  reference "3GPP TS 28.541";

  revision 2023-09-17 { reference CR-1042 ; }
  revision 2020-11-05 { reference CR-0412 ; }
  revision 2020-09-30 { reference "CR-0393"; }
  revision 2020-08-03 { reference "CR-0321"; }
  revision 2020-04-10 { reference "S5-202103"; }

  grouping GtpUPathDelayThresholdsType {
    description "Thresholds for reporting the packet delay for GTP-U path QoS

```

```

    monitoring ";
reference "3GPP TS 29.244";
leaf n3AveragePacketDelayThreshold {
    mandatory true;
    type uint32;
}
leaf n3MinPacketDelayThreshold {
    mandatory true;
    type uint32;
}
leaf n3MaxPacketDelayThreshold {
    mandatory true;
    type uint32;
}
leaf n9AveragePacketDelayThreshold {
    mandatory true;
    type uint32;
}
leaf n9MinPacketDelayThreshold {
    mandatory true;
    type uint32;
}
leaf n9MaxPacketDelayThreshold {
    mandatory true;
    type uint32;
}
}
}

grouping GtpUPPathQoSMonitoringControlGrp {
    description "Represents the GtpUPPathQoSMonitoringControl IOC.";

    leaf gtpUPPathQoSMonitoringState {
        description "The state of GTP-U path QoS monitoring.";
        mandatory true;
        type enumeration {
            enum ENABLED;
            enum DISABLED;
        }
    }

    list gtpUPPathMonitoredSNSSAIs {
        key "sd sst";
        description "The S-NSSAIs for which the the GTP-U path QoS monitoring is
            to be performed.";
        reference "3GPP TS 23.003";
        uses types5g3gpp:SNssai;
    }

    leaf-list monitoredDSCPs {
        description "The DSCPs for which the GTP-U path QoS monitoring is to be
            performed.";
        reference "3GPP TS 29.244";
        type uint32;
    }

    leaf isEventTriggeredGtpUPPathMonitoringSupported {
        description "It indicates whether the event triggered GTP-U path QoS
            monitoring reporting based on thresholds is supported.";
        mandatory true;
        reference "3GPP TS 29.244";
        type boolean;
    }

    leaf isPeriodicGtpUMonitoringSupported {
        description "It indicates whether the periodic GTP-U path QoS monitoring
            reporting is supported.";
        mandatory true;
        reference "3GPP TS 29.244";
        type boolean;
    }

    leaf isImmediateGtpUMonitoringSupported {
        description "It indicates whether the immediate GTP-U path QoS monitoring
            reporting is supported.";
        mandatory true;
        reference "3GPP TS 29.244";
        type boolean;
    }
}

```

```

list gtpUPathDelayThresholds {
  key n3AveragePacketDelayThreshold;
  // if max-elements is increased later, the key may need to be modified
  min-elements 1;
  max-elements 1;
  description "It specifies the thresholds for reporting the packet delay
    for the GTO-U path QoS monitoring.";
  uses GtpUPathDelayThresholdsType;
}

leaf gtpUPathMinimumWaitTime {
  description "It specifies the minimum waiting time (in seconds) between
    two consecutive reports for event triggered GTP-U path QoS monitoring
    reporting.";
  type uint32;
}

leaf gtpUPathMeasurementPeriod {
  description "It specifies the period (in seconds) for reporting the packet
    delay for GTP-U path QoS monitoring.";
  type uint32;
}
}

augment "/me3gpp:ManagedElement/smf3gpp:SMFFunction" {

  list GtpUPathQoSMonitoringControl {
    description "Specifies the capabilities and properties for control of
      GTP-U path QoS monitoring. For more information about the GTP-U path
      QoS monitoring.";
    reference "3GPP TS 23.501";
    key id;
    uses top3gpp:Top_Grp;
    container attributes {
      uses GtpUPathQoSMonitoringControlGrp;
    }
  }
}
}
}
<CODE ENDS>

```

H.5.30 module _3gpp-5gc-nrm-configurable5qiSet.yang

```

<CODE BEGINS>
module _3gpp-5gc-nrm-configurable5qiset {
  yang-version 1.1;
  namespace urn:3gpp:sa5:_3gpp-5gc-nrm-configurable5qiset;
  prefix conf5QIs3gpp;

  import _3gpp-common-top { prefix top3gpp; }

  organization "3gpp SA5";
  contact "https://www.3gpp.org/DynaReport/TSG-WG--S5--officials.htm?Itemid=464";
  description "This IOC represents the configurable 5QIs, including
    their QoS characteristics, that need to be pre-configured
    (and configurable) to the 5G NFs.
    Copyright 2023, 3GPP Organizational Partners (ARIB, ATIS, CCSA, ETSI, TSDSI,
    TTA, TTC). All rights reserved.";
  reference "3GPP TS 28.541";

  revision 2023-09-17 { reference CR-1042 ; }
  revision 2022-07-27 { reference "CR-0769"; }
  revision 2022-04-29 { reference "CR-0729"; }
  revision 2022-01-07 { reference CR-0643; }
  revision 2020-08-04 { reference "CR-0321"; }
  revision 2020-06-03 { reference "CR-0286"; }

  grouping PacketErrorRateGrp {
    leaf scalar {
      type uint32 {
        range 0..9 ;
      }
      mandatory true;
      description "The Packet Error Rate of a 5QI expressed as Scalar x 10-k

```

```
        where k is the Exponent.";
    }
    leaf exponent {
        type uint32 {
            range 0..9 ;
        }
        mandatory true;
        description "The Packet Error Rate of a 5QI expressed as Scalar x 10-k,
            where k is the Exponent.";
    }
}

grouping FiveQICharacteristicsGrp {
    description "Represents the FiveQICharacteristics IOC.";
    leaf fiveQIValue {
        type uint32 {
            range 0..255 ;
        }
        mandatory true;
        description "Identifies the 5QI value.";
    }

    leaf resourceType {
        type enumeration {
            enum GBR;
            enum NON_GBR;
        }
        mandatory true;
        description "It indicates the Resource Type of a 5QI, as specified
            in TS 23.501 ";
    }

    leaf priorityLevel {
        type uint32 {
            range 0..127 ;
        }
        mandatory true;
        description "It indicates the Priority Level of a 5QI, as specified
            in TS 23.501.";
    }

    leaf packetDelayBudget {
        type uint32 {
            range 0..1023 ;
        }
        mandatory true;
        description "Indicates the Packet Delay Budget (in unit of 0.5ms)of a 5QI,
            as specified in TS 23.501 ";
    }

    list packetErrorRate {
        key "scalar exponent";
        min-elements 1;
        max-elements 1;
        uses PacketErrorRateGrp;
        description "It indicates the Packet Error Rate of a 5QI,
            as specified in TS 23.501.";
    }

    leaf averagingWindow {
        type uint32 {
            range 0..4095 ;
        }
        mandatory true;
        units ms;
        reference "TS 23.501";
    }

    leaf maximumDataBurstVolume {
        type uint32{
            range 0..4095 ;
        }
        mandatory true;
        units byte;
    }
}

grouping Configurable5QISetGrp {
```

```

    description "Represents the Configurable5QISet IOC.
    No attributes defined.";
  }

  grouping FiveQICharacteristicsSubtree {
    list FiveQICharacteristics {
      description "This specifies the 5QI value and the corresponding
      QoS characteristics for a 5QI.";
      key id;
      uses top3gpp:Top_Grp;
      container attributes {
        uses FiveQICharacteristicsGrp;
      }
    }
  }

  grouping Configurable5QISetSubtree {
    list Configurable5QISet {
      description "Specifies the non-standardized 5QIs, including their QoS
      characteristics, that need to be pre-configured (and configurable) to
      the 5G NFs, see 3GPP TS 23.501.";
      key id;
      uses top3gpp:Top_Grp;
      container attributes {
        uses Configurable5QISetGrp;
      }
      uses FiveQICharacteristicsSubtree;
    }
  }
}
<CODE ENDS>

```

H.5.31 module _3gpp-5gc-nrm-FiveQiDscpMappingSet.yang

```

<CODE BEGINS>
module _3gpp-5gc-nrm-FiveQiDscpMappingSet {
  yang-version 1.1;

  namespace urn:3gpp:sa5:_3gpp-5gc-nrm-FiveQiDscpMappingSet;
  prefix FiveQiDscpMapping3gpp;

  import _3gpp-common-top { prefix top3gpp; }
  import _3gpp-common-managed-element { prefix me3gpp; }
  import _3gpp-5gc-nrm-smffunction { prefix smf3gpp; }

  organization "3gpp SA5";
  contact "https://www.3gpp.org/DynaReport/TSG-WG--S5--officials.htm?Itemid=464";
  description " This IOC represents the set of mapping between 5QIs and DSCP.
  Copyright 2023, 3GPP Organizational Partners (ARIB, ATIS, CCSA, ETSI, TSDSI,
  TTA, TTC). All rights reserved.";
  reference "3GPP TS 28.541";

  revision 2023-09-17 { reference CR-1042 ; }
  revision 2020-08-03 { reference "CR-0321"; }
  revision 2020-05-27 { reference "CR-0287"; }

  grouping FiveQiDscpMapping {
    leaf-list fiveQIValues {
      type uint32 {
        range 0..255 ;
      }
      min-elements 1;
      description " Identifies the 5QI values that are mapped to a same DSCP";
    }

    leaf dscp {
      type uint32 {
        range 0..255 ;
      }
      mandatory true;
    }
  }

  grouping FiveQiDscpMappingSetGrp {
    description "Represents the FiveQiDscpMappingSet IOC.";
  }
}

```



```

    list FiveQiDscpMappingList {
      key "dscp";
      uses FiveQiDscpMapping;
    }
  }

  grouping FiveQiDscpMappingSetSubtree {
    list FiveQiDscpMappingSet {
      description "Specifies the mapping between 5QIs and DSCPs.";
      key id;
      uses top3gpp:Top_Grp;
      container attributes {
        uses FiveQiDscpMappingSetGrp;
      }
    }
  }

  augment "/me3gpp:ManagedElement/smf3gpp:SMFFunction" {
    uses FiveQiDscpMappingSetSubtree;
  }
}
<CODE ENDS>

```

H.5.32 module _3gpp-5gc-nrm-predefinedpccruleset.yang

```

<CODE BEGINS>
module _3gpp-5gc-nrm-predefinedpccruleset {
  yang-version 1.1;

  namespace urn:3gpp:sa5:_3gpp-5gc-nrm-predefinedpccruleset;
  prefix PredPccRules3gpp;

  import _3gpp-common-managed-element { prefix me3gpp; }
  import _3gpp-common-top { prefix top3gpp; }
  import _3gpp-5gc-nrm-smffunction { prefix smf3gpp; }
  import _3gpp-5gc-nrm-pcffunction { prefix pcf3gpp; }
  import ietf-yang-types { prefix yang; }

  organization "3gpp SA5";
  contact "https://www.3gpp.org/DynaReport/TSG-WG--S5--officials.htm?Itemid=464";
  description "This IOC represents the predefined PCC rules, which are
    configured to SMF and referenced by PCF.
    Copyright 2023, 3GPP Organizational Partners (ARIB, ATIS, CCSA, ETSI, TSDSI,
    TTA, TTC). All rights reserved.";
  reference "3GPP TS 28.541";

  revision 2023-09-17 { reference CR-1042 ; }
  revision 2020-09-30 { reference "CR-0393"; }
  revision 2020-08-21 { reference "CR-0330"; }

  grouping TscalInputContainer {
    description "It specifies the transports TSCAI input parameters for TSC
      traffic at the ingress interface of the DS-TT/UE for a PCC rule.";
    reference " 3GPP TS 29.512";
    leaf periodicity {
      type uint32;
      description "It identifies the time period between the start of two bursts
        in reference to the TSN GM.";
      reference "3GPP TS 29.571.";
    }
    leaf burstArrivalTime {
      type yang:date-and-time;
      description "It Indicates the arrival time (in date-time format) of the
        data burst in reference to the TSN GM.";
      reference "3GPP,TS 29.571.";
    }
  }

  grouping ConditionData {
    description "It specifies the specifies the condition data for a PCC rule.";
    leaf condId {
      type string;
      mandatory true;
      description "It uniquely identifies the condition data.";
    }
  }
}

```

```
leaf activationTime {
  type yang:date-and-time;
  description " It indicates the time (in date-time format) when the decision
    data shall be activated.";
  reference "3GPP29.512 and TS 29.571.";
}
leaf deactivationTime {
  type yang:date-and-time;
  description "It indicates the time (in date-time format) when the decision
    data shall be deactivated.";
  reference "3GPPTS 29.512 and TS 29.571.";
}
leaf accessType {
  type enumeration {
    enum 3GPP_ACCESS;
    enum NON_3GPP_ACCESS;
  }
  description "It provides the condition of access type of the UE when the
    session AMBR shall be enforced.";
  reference "3GPPTS 29.512.";
}
leaf ratType {
  type enumeration {
    enum NR;
    enum EUTRA;
    enum WLAN;
    enum VIRTUAL;
    enum NBIOT;
    enum WIRELINE;
    enum WIRELINE_CABLE;
    enum WIRELINE_BBF;
    enum LTE-M;
    enum NR_U;
    enum EUTRA_U;
    enum TRUSTED_N3GA;
    enum TRUSTED_WLAN;
    enum UTRA;
    enum GERA;
  }
  description "It provides the condition of RAT type of the UE when the
    session AMBR shall be enforced.";
  reference "3GPPTS 29.512 and TS 29.571.";
}
}

grouping SteeringMode {
  description "It specifies the traffic distribution rule, see TS 29.512.";
  leaf steerModeValue {
    type enumeration {
      enum ACTIVE_STANDBY;
      enum LOAD_BALANCING;
      enum SMALLEST_DELAY;
      enum PRIORITY_BASED;
    }
    mandatory true;
    description "It indicates the value of the steering mode, see TS 29.512.";
  }
  leaf active {
    type enumeration {
      enum 3GPP_ACCESS;
      enum NON_3GPP_ACCESS;
    }
    description "It indicates the active access, see TS 29.571.";
  }
  leaf standby {
    type enumeration {
      enum 3GPP_ACCESS;
      enum NON_3GPP_ACCESS;
    }
    description "It indicates the Standby access, see TS 29.571.";
  }
  leaf threeGLoad {
    type uint8 {
      range 0..100;
    }
    description "It indicates the traffic load to steer to the 3GPP Access
      expressed in one percent.";
  }
}
```

```
leaf prioAcc {
  type enumeration {
    enum 3GPP_ACCESS;
    enum NON_3GPP_ACCESS;
  }
  description "It indicates the high priority access.";
  reference "3GPPTS 29.571";
}
}

grouping UpPathChgEvent {
  description "It specifies the information about the AF subscriptions of the
  UP path change.";
  reference "3GPPTS 29.512";
  leaf notificationUri {
    type string;
    mandatory true;
    description "It provides notification address (Uri) of AF receiving the
    event notification.";
  }
  leaf notifCorreId {
    type string;
    mandatory true;
    description "It is used to set the value of Notification Correlation ID in
    the notification sent by the SMF, see TS 29.512";
  }
  leaf dnaiChgType {
    type enumeration {
      enum EARLY;
      enum EARLY_LATE;
      enum LATE;
    }
    mandatory true;
    description "It indicates the type of DNAI change, see TS 29.512";
  }
  leaf afAckInd {
    type boolean;
    default false;
    description "It identifies whether the AF acknowledgement of UP path
    event notification is expected.";
  }
}

grouping RouteInformation {
  description "It specifies the traffic routing information.";
  leaf ipv4Addr {
    type string;
    description "It defines the Ipv4 address of the tunnel end point in the
    data network, formatted in the dotted decimal notation.";
  }
  leaf ipv6Addr {
    type string;
    description "It defines the Ipv6 address of the tunnel end point in the
    data network.";
  }
  leaf portNumber {
    type uint32;
    mandatory true;
    description " It defines the UDP port number of the tunnel end point in
    the data network, see TS 29.571";
  }
}

grouping RouteToLocation {
  description "It specifies a list of location which the traffic shall be
  routed to for the AF request.";
  leaf dnai {
    type string;
    mandatory true;
    description "It represents the DNAI (Data network access identifier).";
    reference "3GPP 3GPP TS 23.501";
  }
  container routeInfo{
    description "It provides the traffic routing information.";
    uses RouteInformation;
  }
  leaf routeProfId {
    type string;
  }
}
```

```
    description "It identifies the routing profile.";
  }
}

grouping RedirectInformaton {
  description "It specifies the redirect information for traffic control in
the PCC rule.";
  leaf redirectEnabled {
    type boolean;
    mandatory true;
    description "It indicates whether the redirect instruction is enabled.";
  }
  leaf redirectAddressType {
    type enumeration {
      enum IPV4_ADDR;
      enum IPV6_ADDR;
      enum URL;
      enum SIP_URI;
    }
    mandatory true;
    description "It indicates the type of redirect address.";
    reference "3GPPTS 29.512";
  }
  leaf redirectServerAddress {
    type string;
    mandatory true;
    description "It indicates the address of the redirect server.";
  }
}

grouping TrafficControlDataInformation {
  description "It specifies the traffic control data for a service
flow of a PCC rule.";
  leaf tcId {
    type string;
    mandatory true;
    description "It univocally identifies the traffic control policy data
within a PDU session.";
  }
  leaf flowStatus {
    type enumeration {
      enum ENABLED-UPLINK;
      enum ENABLED-DOWNLINK;
      enum ENABLED;
      enum DISABLED;
      enum REMOVED;
    }
    mandatory true;
    description "It represents whether the service data flow(s) are enabled
or disabled.";
  }
  container redirectInfo {
    description "It contains the redirect information indicating whether the
detected application traffic should be redirected to another controlled
address.";
    uses RedirectInformaton;
  }
  container addRedirectInfo {
    description "It contains the additional redirect information indicating
whether the detected application traffic should be redirected to another
controlled address.";
    list redirectInfo {
      description "The list of redirect information indicating whether the
detected application traffic should be redirected to another
controlled address.";
      key "redirectServerAddress";
      uses RedirectInformaton;
    }
  }
  leaf muteNotif {
    type boolean;
    default false;
    description "It indicates whether applicat'on's start or stop notification
is to be muted.";
  }
  leaf trafficSteeringPolIdD1 {
    type string;
  }
}
```

```

        description "It references to a pre-configured traffic steering policy for downlink traffic at
the SMF, see TS 29.512";
    }
    leaf trafficSteeringPolIdUl {
        type string;
        mandatory false;
        description "It references to a pre-configured traffic steering policy for
uplink traffic at the SMF, see TS 29.512";
    }
    container routeToLocs {
        description "It provides a list of location which the traffic shall be
routed to for the AF request.";
        list routeToLoc {
            description "The list of location which the traffic shall be routed to
for the AF request.";
            key "dnai";
            uses RouteToLocation;
        }
    }
    uses UpPathChgEvent;
    leaf steerFun {
        type enumeration {
            enum MPTCP;
            enum ATSSS_LL;
        }
        description "It indicates the applicable traffic steering functionality.";
        reference "3GPPTS 29.512";
    }
    container steerModeDl {
        description "It provides the traffic distribution rule across 3GPP and
Non-3GPP accesses to apply for downlink traffic.";
        uses SteeringMode;
    }
    container steerModeUl {
        description "It provides the traffic distribution rule across 3GPP and Non-3GPP accesses to
apply for uplink traffic.";
        uses SteeringMode;
    }
    leaf mulAccCtrl {
        type enumeration {
            enum ALLOWED;
            enum NOT_ALLOWED;
        }
        description "It indicates whether the service data flow, corresponding to the service data
flow template, is allowed or not allowed.";
    }
}

grouping ARP {
    description "It specifies the allocation and retention priority of a QoS control policy.";
    leaf priorityLevel {
        type uint8 {
            range 1..15;
        }
        mandatory true;
        description "It defines the relative importance of a resource request.";
    }
    leaf preemptCap {
        type enumeration {
            enum NOT_PREEMPT;
            enum MAY_PREEMPT;
        }
        mandatory true;
        description "It defines whether a service data flow may get resources that were already
assigned to another service data flow with a lower priority level.";
    }
    leaf preemptVuln {
        type enumeration {
            enum NOT_PREEMPTABLE;
            enum PREEMPTABLE;
        }
        mandatory true;
        description "It defines whether a service data flow may lose the resources assigned to it in
order to admit a service data flow with higher priority level.";
    }
}

grouping QosDataInformation {

```

```

description "It specifies the QoS control policy data for a service flow of a PCC rule.";
leaf qosId {
  type string;
  mandatory true;
  description "It identifies the QoS control policy data for a PCC rule.";
}
leaf fiveQIValue {
  type uint8 {
    range 0..255;
  }
  mandatory true;
  description "It indicates the 5QI value.";
}
leaf maxbrUl {
  type string;
  description "It represents the maximum uplink bandwidth.";
}
leaf maxbrDl {
  type string;
  description "It represents the maximum downlink bandwidth.";
}
leaf gbrUl {
  type string;
  description "It represents the guaranteed uplink bandwidth.";
}
leaf gbrDl {
  type string;
  description "It represents the guaranteed downlink bandwidth.";
}
uses ARP;
leaf qosNotificationControl {
  type boolean;
  default false;
  description "It indicates whether notifications are requested from 3GPP NG-RAN when the GFBR
can no longer (or again) be guaranteed for a QoS Flow during the lifetime of the QoS Flow.";
}
leaf reflectiveQos {
  type boolean;
  default false;
  description "Indicates whether the QoS information is reflective for the corresponding non-GBR
service data flow";
}
leaf sharingKeyDl {
  type string;
  description "It indicates, by containing the same value, what PCC rules may share resource in
downlink direction.";
}
leaf sharingKeyUl {
  type string;
  description "It indicates, by containing the same value, what PCC rules may share resource in
uplink direction.";
}
leaf maxPacketLossRateDl {
  type uint16 {
    range 0..1000;
  }
  description "It indicates the downlink maximum rate for lost packets that can be tolerated for
the service data flow.";
}
leaf maxPacketLossRateUl {
  type uint16 {
    range 0..1000;
  }
  description "It indicates the uplink maximum rate for lost packets that can be tolerated for
the service data flow.";
}
leaf extMaxDataBurstVol {
  type uint32 {
    range 4096..2000000;
  }
  description "It denotes the largest amount of data that is required to be transferred within a
period of 5G-AN PDB, see TS 29.512";
}
}

grouping EthFlowDescription {
  description "It describes an Ethernet flow.";
  leaf destMacAddr {

```

```

    type string;
    mandatory true;
    description "It specifies the destination MAC address formatted in the
        hexadecimal .";
    reference "clause 1.1 and clause 2.1 of IETF RFC";
}
leaf ethType {
    type string;
    mandatory true;
    description "A two-octet string that represents the Ethertype.";
    reference "IEEE 802.3 and IETF RFC 7042 in hexadecimal representation.";
}
leaf fDesc {
    type string;
    description "It contains the flow description for the Uplink or Downlink IP flow. It shall be
present when the ethtype is IP.";
}
leaf fDir {
    type enumeration {
        enum DOWNLINK;
        enum UPLINK;
    }
    mandatory true;
    description "It indicates the packet filter direction.";
}
leaf sourceMacAddr {
    type string;
    mandatory true;
    description "It specifies the source MAC address formatted in the
        hexadecimal notation.";
    reference "clause 1.1 and clause 2.1 of IETF RFC 7042";
}
leaf-list vlanTags {
    type string;
    description "It specifies the Customer-VLAN and/or Service-VLAN tags
        containing the VID, PCP/DEI fields as defined in IEEE 802.1Q and
        IETF RFC 7042. The first/lower instance in the array stands for the
        Customer-VLAN tag and the second/higher instance in the array stands
        for the Service-VLAN tag.";
}
leaf srcMacAddrEnd {
    type string;
    description "It specifies the source MAC address end. If this attribute is present, the
sourceMacAddr attribute specifies the source MAC address start. E.g. srcMacAddrEnd with value 00-10-
A4-23-3E-FE and sourceMacAddr with value 00-10-A4-23-3E-02 means all MAC addresses from 00-10-A4-23-
3E-02 up to and including 00-10-A4-23-3E-FE.";
}
leaf destMacAddrEnd {
    type string;
    description "It specifies the destination MAC address end. If this attribute is present, the
destMacAddr attribute specifies the destination MAC address start.";
}
}

grouping FlowInformation {
    description "It specifies the flow information of a PCC rule.";
    leaf flowDescription {
        type string;
        mandatory true;
        description "It defines a packet filter for an IP flow.";
    }
    uses EthFlowDescription;
    leaf packFiltId {
        type string;
        mandatory true;
        description "It is the identifier of the packet filter.";
    }
    leaf packetFilterUsage {
        type boolean;
        default false;
        description "It indicates if the packet shall be sent to the UE.";
    }
    leaf tosTrafficClass {
        type string;
        mandatory true;
        description "It contains the Ipv4 Type-of-Service and mask field or the Ipv6 Traffic-Class
field and mask field.";
    }
}

```

```
leaf spi {
  type string;
  mandatory true;
  description "It is the security parameter index of the IPSec packet.";
  reference "IETF RFC 4301";
}
leaf flowLabel {
  type string;
  description "It specifies the Ipv6 flow label header field.";
}
leaf flowDirection {
  type enumeration {
    enum DOWNLINK;
    enum UPLINK;
    enum BIDIRECTIONAL;
    enum UNSPECIFIED;
  }
  mandatory true;
  description "It indicates the direction/directions that a filter is applicable.";
}
}

grouping PccRule {
  description "It specifies the PCC rule, see TS 29.512";
  leaf pccRuleId {
    type string;
    mandatory true;
    description "It identifies the PCC rule.";
  }
  container flowInfoList {
    description "It is a list of IP flow packet filter information.";
    list flowInfo {
      description "The list of IP flow packet filter information.";
      key "packFiltId";
      uses FlowInformation;
    }
  }
  leaf applicationId {
    type string;
    default false;
    description "A reference to the application detection filter configured
      at the UPF.";
  }
  leaf appDescriptor {
    type string;
    description "It is the ATSSS rule application descriptor.";
  }
  leaf contentVersion {
    type uint8;
    description "Indicates the content version of the PCC rule.";
  }
  leaf precedence {
    type uint8 {
      range 0..255;
    }
    description "It indicates the order in which this PCC rule is applied
      relative to other PCC rules within the same PDU session.";
  }
  leaf afSigProtocol {
    type enumeration {
      enum NO_INFORMATION;
      enum SIP;
    }
    description "Indicates the protocol used for signalling between the UE
      and the AF, the default value is NO_INFORMATION.";
  }
  leaf isAppRelocatable {
    type boolean;
    default false;
    mandatory false;
    description "It indicates the application relocation possibility, the
      default value is NO_INFORMATION.";
  }
  leaf isUeAddrPreserved {
    type boolean;
    default false;
    description "It Indicates whether UE IP address should be preserved.";
  }
}
```



```

container qosData {
  description "It contains the QoS control policy data for a PCC rule.";
  list qosDataInfo {
    description "The list of QoS control policy data.";
    key "qosId";
    uses QosDataInformation;
  }
}
container altQosParams {
  description "It contains the QoS control policy data for the Alternative
  QoS parameter sets of the service data flow.";
  list qosDataInfo {
    description "The list of QoS control policy data.";
    key "qosId";
    uses QosDataInformation;
  }
}
container trafficControlData {
  description "It contains the traffic control policy data for a PCC rule.";
  list trafficControlDataInfo {
    description "The list of traffic control policy data.";
    key "tcId";
    uses TrafficControlDataInformation;
  }
}
uses ConditionData;
container tscainInputUl {
  description "It contains transports TSCAI input parameters for TSC traffic at the ingress
interface of the DS-TT/UE (uplink flow direction).";
  uses TscainInputContainer;
}
container tscainInputDl {
  description "It contains transports TSCAI input parameters for TSC traffic at the ingress of
the NW-TT (downlink flow direction).";
  uses TscainInputContainer;
}
}
grouping PredefinedPccRuleSetGrp {
  description "Represents the PredefinedPccRuleSet IOC.";
  list PredefinedPccRules {
    description "The list of predefined PCC rules.";
    key "pccRuleId";
    uses PccRule;
  }
}
grouping PredefinedPccRuleSetSubtree {
  description "It specifies the PredefinedPccRuleSet IOC with inherited attributes.";
  list PredefinedPccRuleSet {
    description "Specifies the predefined PCC rules.";
    key "id";
    uses top3gpp:Top_Grp;
    container attributes {
      description "It contains the attributes defined specifically in the PredefinedPccRuleSet
IOC.";
      uses PredefinedPccRuleSetGrp;
    }
  }
}
augment "/me3gpp:ManagedElement/smf3gpp:SMFFunction" {
  description "It specifies the containment relation of PredefinedPccRuleSet MOI with SMFFunction
MOI.";
  uses PredefinedPccRuleSetSubtree;
}
augment "/me3gpp:ManagedElement/pcf3gpp:PCFFunction" {
  description "It specifies the containment relation of PredefinedPccRuleSet MOI with PCFFunction
MOI.";
  uses PredefinedPccRuleSetSubtree;
}
}
<CODE ENDS>

```

H.5.33 module _3gpp-5gc-nrm-dynamic5qiset.yang

```

<CODE BEGINS>
module _3gpp-5gc-nrm-dynamic5qiset {
  yang-version 1.1;
  namespace urn:3gpp:sa5:_3gpp-5gc-nrm-dynamic5qiset;
  prefix dyn5QIs3gpp;

  import _3gpp-common-top { prefix top3gpp; }
  import _3gpp-common-subnetwork { prefix subnet3gpp; }
  import _3gpp-common-managed-element { prefix me3gpp; }
  import _3gpp-5gc-nrm-configurable5qiset { prefix Conf5QIs3gpp; }

  organization "3gpp SA5";
  contact "https://www.3gpp.org/DynaReport/TSG-WG--S5--officials.htm?Itemid=464";
  description "This IOC represents the dynamic 5QIs including their QoS
  characteristics.
  Copyright 2023, 3GPP Organizational Partners (ARIB, ATIS, CCSA, ETSI, TSDSI,
  TTA, TTC). All rights reserved.";
  reference "3GPP TS 28.541";

  revision 2023-09-17 { reference CR-1042 ; }
  revision 2022-07-27 { reference "CR-0769"; }
  revision 2022-01-07 { reference CR-0643; }
  revision 2020-10-01 { reference "CR-0393"; }
  revision 2020-08-06 { reference "CR-0333"; }

  grouping Dynamic5QISetGrp {
    description "Represents the Dynamic5QISet IOC.";
    list dynamic5QIs {
      description "This IOC specifies the dynamically assigned 5QIs
      including their QoS characteristics, see 3GPP TS 23.501.
      The instance of this IOC shall not be created or modified by the
      MnS consumer except for the instance associated to
      PCFFunction MOI or SMFFunction MOI when the PCF is not deployed.";
      key id;
      uses top3gpp:Top_Grp;
      container attributes {
        uses Conf5QIs3gpp:FiveQICharacteristicsGrp;
      }
    }
  }

  grouping Dynamic5QISetSubtree {
    description "Helps augmenting Dynamic5QISet into multiple places.";
    list Dynamic5QISet {
      description "Specifies the dynamic 5QIs including their QoS
      characteristics, see 3GPP TS 23.501.";
      key "id";
      uses top3gpp:Top_Grp;
      container attributes {
        uses Dynamic5QISetGrp;
      }
      uses Conf5QIs3gpp:FiveQICharacteristicsSubtree;
    }
  }

  augment "/subnet3gpp:SubNetwork" {
    uses Dynamic5QISetSubtree;
  }

  augment "/me3gpp:ManagedElement" {
    uses Dynamic5QISetSubtree;
  }
}
<CODE ENDS>

```

H.5.34 module _3gpp-5gc-nrm-ecmconnectioninfo.yang

```

<CODE BEGINS>
module _3gpp-5gc-nrm-ecmconnectioninfo {
  yang-version 1.1;
  namespace "urn:3gpp:sa5:_3gpp-5gc-nrm-ecmconnectioninfo";
  prefix "econn3gpp";

  import ietf-inet-types { prefix inet; }

```

```
import _3gpp-common-top { prefix top3gpp; }
import _3gpp-common-yang-types { prefix types3gpp; }

organization "3GPP SA5";
contact "https://www.3gpp.org/DynaReport/TSG-WG--S5--officials.htm?Itemid=464";
description "Defines the YANG mapping of the EcmConnectionInfo Information
Object Class (IOC) that is part of the NR Network Resource Model (NRM).
Copyright 2024, 3GPP Organizational Partners (ARIB, ATIS, CCSA, ETSI, TSDSI,
TTA, TTC). All rights reserved.";
reference "3GPP TS 28.541 5G Network Resource Model (NRM)";

revision 2024-01-29 { reference CR-1166 ; }
revision 2023-11-05 { reference CR-1131 ; }

grouping GeoLocGrp {
  description "This datatype represent the geographical location.";
  reference "3GPP 28.538 clause 6.3.4";

  list geographicalCoordinates {
    description "This refers to the Topological Service Area,
    (see clause 7.3.3.2 in TS 23.538) that is defined as a datatype
    (see clause 6.3.8).";
    key latitude;
    max-elements 1;
    uses types3gpp:GeographicalCoordinates;
  }

  leaf civicLocations {
    type string;
  }
}

grouping TopologicalServiceAreaGrp {
  description "This datatype represents the topological service area.";
  reference "3GPP TS 28.538 clause 6.3.7";

  leaf-list cellIDList {
    description "It represents the list of NR cells.

    The cell ID, together with the gNB Identifier (using gNBId of the
    parent GNBCUCPFunction or GNBDUFunction or ExternalCUCPFunction),
    identifies a NR cell within a PLMN. This is the NR Cell Identity(NCI).
    See subclause 8.2 of TS 38.300";
    type int32;
  }

  list trackingAreaIdList {
    description "It represents the list of tracking areas within a PLMN.";
    min-elements 1;
    key idx;

    leaf idx { type uint32; }
    uses types3gpp:TaiGrp;
  }

  list servingPLMN {
    description "It specifies the PLMN to be served.";
    max-elements 1;
    key idx;

    leaf idx { type uint32; }
    uses types3gpp:PLMNid;
  }
}

grouping ServingLocationGrp {
  description "This datatype represents the location which is to be served
  by the node.";
  reference "3GPP TS 28.536 clause 6.3.3";

  list geographicalLocation {
    description "This refers to the Geographical Service Area,
    (see clause 7.3.3.3 in TS 23.558 that is defined as a datatype
    (see clause 6.3.4).";
    max-elements 1;
    key idx;

    leaf idx { type uint32; }
  }
}
```

```
    uses GeoLocGrp;
  }

  list topologicalLocation {
    description "This refers to the Topological Service Area,
      (see clause 7.3.3.2 in TS 23.558) that is defined as a datatype
      (see clause 6.3.7). ";
    max-elements 1;
    key idx;

    leaf idx { type uint32; }
    uses TopologicalServiceAreaGrp;
  }
}

grouping _5GCNFConnEcmInfoGrp {
  description "This data type specifies the 5G NF connection information.";

  leaf _5GCNFType {
    type enumeration {
      enum PCF;
      enum NEF;
      enum SCEF;
    }
    description "It indicates the type of a NF instance.";
  }

  leaf _5GCNFIpAddress {
    type inet:host;
    mandatory true;
    description "This parameter defines address of a NF instance,
      It can be IP address (either IPv4 address (See RFC 791) or
      IPv6 address (See RFC 2373) or FQDN (See TS 23.003). ";
  }

  leaf _5GCNFRef {
    type types3gpp:DistinguishedName;
    description "This attribute holds the DN of a NF instance.";
  }
}

grouping UPFConnInfoGrp {
  description "This data type specifies the UPF connection information.";

  leaf uPFIpAddress {
    type inet:host;
    description "This parameter defines address of an UPF instance,
      It can be IP address (either IPv4 address (See RFC 791) or
      IPv6 address (See RFC 2373) or FQDN (See TS 23.003). ";
  }

  leaf uPFRef {
    type types3gpp:DistinguishedName;
    description "This attribute holds the DN of an UPF instance.";
  }
}

grouping EcmConnectionInfoGrp {
  description "Represents the EcmConnectionInfo IOC.";

  list eASServiceArea {
    description "This parameter defines the EAS service area
      (see clause 7.3.3.6 in TS 23.558).";
    min-elements 1;
    max-elements 1;
    key idx;
    leaf idx { type uint32 ; }
    uses ServingLocationGrp;
  }

  list eESServiceArea {
    description "This parameter defines the EES service area
      (see clause 7.3.3.5 in TS 23.558).";
    min-elements 1;
    max-elements 1;
    key idx;
    leaf idx { type uint32 ; }
  }
}
```

```
    uses ServingLocationGrp;
  }

list eDNServiceArea {
  description "This parameter defines the EDN service area
    (see clause 7.3.3.4 in TS 23.558)";
  min-elements 1;
  max-elements 1;
  key idx;
  leaf idx { type uint32 ; }
  uses ServingLocationGrp;
}

leaf eASIpAddress {
  type inet:ip-address;
  mandatory true;
  description "This parameter defines address of an EAS instance.
    It can be IP address (either IPv4 address (See RFC 791) or IPv6
    address (See RFC 2373).";
}

leaf eESIpAddress {
  type inet:ip-address;
  mandatory true;
  description "This parameter defines address of an EES instance.
    It can be IP address (either IPv4 address (See RFC 791) or IPv6
    address (See RFC 2373). ";
}

leaf eCSIpAddress {
  type inet:ip-address;
  mandatory true;
  description "This parameter defines address of an ECS instance.
    It can be IP address (either IPv4 address (See RFC 791) or IPv6
    address (See RFC 2373).";
}

leaf ednIdentifier {
  type string;
  description "The identifier of the edge data network (See TS 23.558).";
}

leaf ecmConnectionType {
  type enumeration {
    enum USERPLANE;
    enum CONTROLPLANE;
    enum BOTH;
  }
  description "It indicates the type of ECM connection (i.e., user plane
    connection via UPF, control plane connection via PCF or NEF.";
}

list _5GCNfConnEcmInfoList {
  description "The attribute specifies a list of 5GCNfConnInfo which is
    defined as a datatype (see clause 5.3.120). It is used to
    provide 5GC NFs, such as PCF, NEF, SCEF, that are connected EDN NFs,
    such as EAS, EES, and ECS.";
  config false;
  min-elements 1;
  key idx;
  leaf idx { type uint32 ; }
  uses _5GCNfConnEcmInfoGrp;
}

list uPFConnectionInfo {
  description "The attribute is defined as a datatype UPFConnInfo
    (see clause 5.3.121). It is used to provide the UPF IP address and
    UPF DN. ";
  config false;
  min-elements 1;
  max-elements 1;
  key idx;
  leaf idx { type uint32 ; }
  uses UPFConnInfoGrp;
}
}

grouping EcmConnectionInfoSubtree {
```


Annex I (normative):
Void

Annex J (normative): OpenAPI definition of the Slice NRM

J.1 General

This annex contains the OpenAPI definition of the Slice NRM in YAML format.

The Information Service (IS) of the NR NRM is defined in clause 6.

Mapping rules to produce the OpenAPI definition based on the IS are defined in 3GPP TS 32.160 [47].

J.2 Void

J.3 Void

J.4 Solution Set (SS) definitions

J.4.1 Void

J.4.2 Void

J.4.3 OpenAPI document "TS28541_SliceNrm.yaml"

```
<CODE BEGINS>
openapi: 3.0.1
info:
  title: Slice NRM
  version: 17.15.0
  description: >-
    OAS 3.0.1 specification of the Slice NRM
    @ 2024, 3GPP Organizational Partners (ARIB, ATIS, CCSA, ETSI, TSDSI, TTA, TTC).
    All rights reserved.
externalDocs:
  description: 3GPP TS 28.541; 5G NRM, Slice NRM
  url: http://www.3gpp.org/ftp/Specs/archive/28_series/28.541/
paths: {}
components:
  schemas:

#----- Type definitions -----

Float:
  type: number
  format: float
MobilityLevel:
  type: string
  enum:
    - STATIONARY
    - NOMADIC
    - RESTRICTED_MOBILITY
    - FULL_MOBILITY
SynAvailability:
  type: string
  enum:
    - NOT_SUPPORTED
    - BETWEEN_BS_AND_UE
    - BETWEEN_BS_AND_UE_AND_UE_AND_UE
```



```
PositioningAvailability:
  type: array
  items:
    type: string
    enum:
      - CIDE_CID
      - OTDOA
      - RF_FINGERPRINTING
      - AECID

      - HYBRID_POSITIONING
      - NET_RTK
PredictionFrequency:
  type: string
  enum:
    - PERSEC
    - PERMIN
    - PERHOUR
SharingLevel:
  type: string
  enum:
    - SHARED
    - NON_SHARED

NetworkSliceSharingIndicator:
  type: string
  enum:
    - SHARED
    - NON_SHARED

SliceSimultaneousUse:
  type: integer
  minimum: 0
  maximum: 4
Category:
  type: string
  enum:
    - CHARACTER
    - SCALABILITY
Tagging:
  type: array
  items:
    type: string
    enum:
      - PERFORMANCE
      - FUNCTION
      - OPERATION
Exposure:
  type: string
  enum:
    - API
    - KPI
ServAttrCom:
  type: object
  properties:
    category:
      $ref: '#/components/schemas/Category'
    tagging:
      $ref: '#/components/schemas/Tagging'
    exposure:
      $ref: '#/components/schemas/Exposure'
Support:
  type: string
  enum:
    - NOT_SUPPORTED
    - SUPPORTED
DelayTolerance:
  type: object
  properties:
    servAttrCom:
      $ref: '#/components/schemas/ServAttrCom'
    support:
      $ref: '#/components/schemas/Support'
DeterministicComm:
  type: object
  properties:
    servAttrCom:
      $ref: '#/components/schemas/ServAttrCom'
```

```
    availability:
      $ref: '#/components/schemas/Support'
    periodicityList:
      type: array
      items:
        type: integer
  XLThpt:
    type: object
    properties:
      servAttrCom:
        $ref: '#/components/schemas/ServAttrCom'
      guaThpt:
        $ref: '#/components/schemas/Float'
      maxThpt:
        $ref: '#/components/schemas/Float'
  MaxPktSize:
    type: object
    properties:
      servAttrCom:
        $ref: '#/components/schemas/ServAttrCom'
      maxsize:
        type: integer
  MaxNumberOfPDUSessions:
    type: object
    properties:
      servAttrCom:
        $ref: '#/components/schemas/ServAttrCom'
      nOfPDUSessions:
        type: integer
  KPIMonitoring:
    type: object
    properties:
      servAttrCom:
        $ref: '#/components/schemas/ServAttrCom'
      kPIList:
        type: array
        items:
          type: string
  NBIoT:
    type: object
    properties:
      servAttrCom:
        $ref: '#/components/schemas/ServAttrCom'
      support:
        $ref: '#/components/schemas/Support'
  RadioSpectrum:
    type: object
    properties:
      servAttrCom:
        $ref: '#/components/schemas/ServAttrCom'
      nROperatingBands:
        type: array
        items:
          type: string
  Synchronicity:
    type: object
    properties:
      servAttrCom:
        $ref: '#/components/schemas/ServAttrCom'
      availability:
        $ref: '#/components/schemas/SynAvailability'
      accuracy:
        $ref: '#/components/schemas/Float'
  Positioning:
    type: object
    properties:
      servAttrCom:
        $ref: '#/components/schemas/ServAttrCom'
      availability:
        $ref: '#/components/schemas/PositioningAvailability'
      predictionFrequency:
        $ref: '#/components/schemas/PredictionFrequency'
      accuracy:
        $ref: '#/components/schemas/Float'
  UserMgmtOpen:
    type: object
    properties:
      servAttrCom:
```

```

    $ref: '#/components/schemas/ServAttrCom'
  support:
    $ref: '#/components/schemas/Support'
V2XCommMode:
  type: object
  properties:
    servAttrCom:
      $ref: '#/components/schemas/ServAttrCom'
    v2XMode:
      $ref: '#/components/schemas/Support'
TermDensity:
  type: object
  properties:
    servAttrCom:
      $ref: '#/components/schemas/ServAttrCom'
    density:
      type: integer
NsInfo:
  type: object
  properties:
    nsInstanceId:
      type: string
    nsName:
      type: string
    description:
      type: string
EmbbEERefReq:
  type: object
  properties:
    kpiType:
      type: string
      enum:
        - NUMOFBITS
        - NUMOFBITS_RANBASED
    req:
      type: number
UllcEERefReq:
  type: object
  properties:
    kpiType:
      type: string
      enum:
        - INVOFLATENCY
        - NUMOFBITS_MULTIPLIED_INVOFLATENCY
    req:
      type: number
MioTEERefReq:
  type: object
  properties:
    kpiType:
      type: string
      enum:
        - MAXREGSUBS
        - MEANACTIVEEUES
    req:
      type: number
EERefReq:
  oneOf:
    - $ref: '#/components/schemas/EmbbEERefReq'
    - $ref: '#/components/schemas/UllcEERefReq'
    - $ref: '#/components/schemas/MioTEERefReq'
EnergyEfficiency:
  type: object
  properties:
    servAttrCom:
      $ref: '#/components/schemas/ServAttrCom'
    performance:
      $ref: '#/components/schemas/EERefReq'
NSSAASupport:
  type: object
  properties:
    servAttrCom:
      $ref: '#/components/schemas/ServAttrCom'
    support:
      $ref: '#/components/schemas/Support'
SecFunc:
  type: object
  properties:

```

```

    secFunId:
      type: string
    secFunType:
      type: string
    secRules:
      type: array
      items:
        type: string
  N6Protection:
    type: object
    properties:
      servAttrCom:
        $ref: '#/components/schemas/ServAttrCom'
      secFuncList:
        type: array
        items:
          $ref: '#/components/schemas/SecFunc'

  CNSliceSubnetProfile:
    type: object
    properties:
      maxNumberOfUEs:
        type: integer
      dLLatency:
        type: number
      uLLatency:
        type: number
      dLThptPerSliceSubnet:
        $ref: '#/components/schemas/XLThpt'
      dLThptPerUE:
        $ref: '#/components/schemas/XLThpt'
      uLThptPerSliceSubnet:
        $ref: '#/components/schemas/XLThpt'
      uLThptPerUE:
        $ref: '#/components/schemas/XLThpt'
      maxNumberOfPDUSessions:
        type: integer
      coverageAreaTAList:
        $ref: 'TS28541_NrNrm.yaml#/components/schemas/TaiList'
      resourceSharingLevel:
        $ref: '#/components/schemas/SharingLevel'
      dLMaxPktSize:
        type: integer
      uLMaxPktSize:
        type: integer
      delayTolerance:
        $ref: '#/components/schemas/DelayTolerance'
      sliceSimultaneousUse:
        $ref: '#/components/schemas/SliceSimultaneousUse'
      reliability:
        type: number
      energyEfficiency:
        type: number
      dLDeterministicComm:
        $ref: '#/components/schemas/DeterministicComm'
      uLDeterministicComm:
        $ref: '#/components/schemas/DeterministicComm'
      survivalTime:
        type: number
      nssaaSupport:
        $ref: '#/components/schemas/NSSAASupport'
      n6Protection:
        $ref: '#/components/schemas/N6Protection'

  RANSliceSubnetProfile:
    type: object
    properties:
      coverageAreaTAList:
        $ref: 'TS28541_NrNrm.yaml#/components/schemas/TaiList'
      dLLatency:
        type: number
      uLLatency:
        type: number
      uEMobilityLevel:
        $ref: '#/components/schemas/MobilityLevel'
      resourceSharingLevel:
        $ref: '#/components/schemas/SharingLevel'
      maxNumberOfUEs:
        type: integer

```

```

activityFactor:
  type: integer
dLThptPerSliceSubnet:
  $ref: '#/components/schemas/XLThpt'
dLThptPerUE:
  $ref: '#/components/schemas/XLThpt'
uLThptPerSliceSubnet:
  $ref: '#/components/schemas/XLThpt'
uLThptPerUE:
  $ref: '#/components/schemas/XLThpt'
uESpeed:
  type: integer
reliability:
  type: number
dLMaxPktSize:
  type: integer
uLMaxPktSize:
  type: integer
nROperatingBands:
  type: array
  items:
    type: string
delayTolerance:
  $ref: '#/components/schemas/DelayTolerance'
positioning:
  $ref: '#/components/schemas/Positioning'
sliceSimultaneousUse:
  $ref: '#/components/schemas/SliceSimultaneousUse'
energyEfficiency:
  type: number
termDensity:
  $ref: '#/components/schemas/TermDensity'
survivalTime:
  type: number
synchronicity:
  $ref: '#/components/schemas/Synchronicity'
dLDeterministicComm:
  $ref: '#/components/schemas/DeterministicComm'
uLDeterministicComm:
  $ref: '#/components/schemas/DeterministicComm'
TopSliceSubnetProfile:
  type: object
  properties:
    dLLatency:
      type: integer
    uLLatency:
      type: integer
    maxNumberOfUEs:
      type: integer
    dLThptPerSliceSubnet:
      $ref: '#/components/schemas/XLThpt'
    dLThptPerUE:
      $ref: '#/components/schemas/XLThpt'
    uLThptPerSliceSubnet:
      $ref: '#/components/schemas/XLThpt'
    uLThptPerUE:
      $ref: '#/components/schemas/XLThpt'
    dLMaxPktSize:
      type: integer
    uLMaxPktSize:
      type: integer
    maxNumberOfPDUSessions:
      type: integer
    nROperatingBands:
      type: array
      items:
        type: string
    sliceSimultaneousUse:
      $ref: '#/components/schemas/SliceSimultaneousUse'
    energyEfficiency:
      $ref: '#/components/schemas/EnergyEfficiency'
    synchronicity:
      $ref: '#/components/schemas/Synchronicity'
    delayTolerance:
      $ref: '#/components/schemas/DelayTolerance'
    positioning:
      $ref: '#/components/schemas/Positioning'
    termDensity:

```

```

    $ref: '#/components/schemas/TermDensity'
  activityFactor:
    type: integer
  coverageAreaTAList:
    $ref: 'TS28541_NrNrm.yaml#/components/schemas/TaiList'
  resourceSharingLevel:
    $ref: '#/components/schemas/SharingLevel'
  uEMobilityLevel:
    $ref: '#/components/schemas/MobilityLevel'
  uESpeed:
    type: integer
  reliability:
    type: number
  dLDeterministicComm:
    $ref: '#/components/schemas/DeterministicComm'
  uLDeterministicComm:
    $ref: '#/components/schemas/DeterministicComm'
  survivalTime:
    type: number
  nssaaSupport:
    $ref: '#/components/schemas/NSSAASupport'
  n6Protection:
    $ref: '#/components/schemas/N6Protection'

```

ServiceProfile:

```

  type: object
  properties:
    serviceProfileId:
      type: string
    plmnInfoList:
      $ref: 'TS28541_NrNrm.yaml#/components/schemas/PlmnInfoList'
    maxNumberOfUEs:
      type: number
    dLLatency:
      type: number
    uLLatency:
      type: number
    uEMobilityLevel:
      $ref: '#/components/schemas/MobilityLevel'
    sst:
      $ref: 'TS28541_NrNrm.yaml#/components/schemas/Sst'
    networkSliceSharingIndicator:
      $ref: '#/components/schemas/NetworkSliceSharingIndicator'
    availability:
      type: number
    delayTolerance:
      $ref: '#/components/schemas/DelayTolerance'
    dLDeterministicComm:
      $ref: '#/components/schemas/DeterministicComm'
    uLDeterministicComm:
      $ref: '#/components/schemas/DeterministicComm'
    dLThptPerSlice:
      $ref: '#/components/schemas/XLThpt'
    dLThptPerUE:
      $ref: '#/components/schemas/XLThpt'
    uLThptPerSlice:
      $ref: '#/components/schemas/XLThpt'
    uLThptPerUE:
      $ref: '#/components/schemas/XLThpt'
    dLMaxPktSize:
      $ref: '#/components/schemas/MaxPktSize'
    uLMaxPktSize:
      $ref: '#/components/schemas/MaxPktSize'
    maxNumberOfPDUSessions:
      $ref: '#/components/schemas/MaxNumberOfPDUSessions'
    kPIMonitoring:
      $ref: '#/components/schemas/KPIMonitoring'
    nBIoT:
      $ref: '#/components/schemas/NBIoT'
    radioSpectrum:
      $ref: '#/components/schemas/RadioSpectrum'
    synchronicity:
      $ref: '#/components/schemas/Synchronicity'
    positioning:
      $ref: '#/components/schemas/Positioning'
    userMgmtOpen:
      $ref: '#/components/schemas/UserMgmtOpen'
    v2XCommMode:

```

```

    $ref: '#/components/schemas/V2XCommMode'
  coverageArea:
    type: array
    items:
      $ref: 'TS28623_ComDefs.yaml#/components/schemas/GeoArea'
  termDensity:
    $ref: '#/components/schemas/TermDensity'
  activityFactor:
    $ref: '#/components/schemas/Float'
  uESpeed:
    type: integer
  jitter:
    type: integer
  survivalTime:
    type: number
  reliability:
    type: number
  maxDLDataVolume:
    type: number
  maxULDataVolume:
    type: number
  sliceSimultaneousUse:
    $ref: '#/components/schemas/SliceSimultaneousUse'
  energyEfficiency:
    $ref: '#/components/schemas/EnergyEfficiency'
  nssaaSupport:
    $ref: '#/components/schemas/NSSAASupport'
  n6Protection:
    $ref: '#/components/schemas/N6Protection'
SliceProfile:
  type: object
  properties:
    sliceProfileId:
      type: string
    plmnInfoList:
      $ref: 'TS28541_NrNrm.yaml#/components/schemas/PlmnInfoList'
    cNSliceSubnetProfile:
      $ref: '#/components/schemas/CNSliceSubnetProfile'
    rANSliceSubnetProfile:
      $ref: '#/components/schemas/RANSliceSubnetProfile'
    topSliceSubnetProfile:
      $ref: '#/components/schemas/TopSliceSubnetProfile'

IpAddress:
  oneOf:
    - $ref: 'TS28623_ComDefs.yaml#/components/schemas/Ipv4Addr'
    - $ref: 'TS28623_ComDefs.yaml#/components/schemas/Ipv6Addr'

LogicalInterfaceInfo:
  type: object
  properties:
    logicalInterfaceType:
      type: string
      enum:
        - VLAN
        - MPLS
        - SEGMENT
    logicalInterfaceId:
      type: string

ServiceProfileList:
  type: array
  items:
    $ref: '#/components/schemas/ServiceProfile'

SliceProfileList:
  type: array
  items:
    $ref: '#/components/schemas/SliceProfile'
FeasibilityResult:
  description: >-
    An attribute which specifies the feasibility check result for the feasibility check and
reservation job.
  type: string
  enum:
    - FEASIBLE
    - INFEASIBLE
InFeasibleReason:

```

```

description: >-
  An attribute that specifies the additional reason information if the feasibility check
  result is infeasible.The detailed ENUM value is FFS.
  type: string
RecommendedRequirements:
  description: >-
    An attribute that specifies the recommended network slicing related requirements (i.e.
    ServiceProfile and SliceProfile information) which can be supported by the MnS producer..
    type: string
ResourceReservation:
  description: >-
    An attribute represents MnS consumer's requirements for resource reservation.
    type: boolean
RequestedReservationExpiration:
  description: >-
    An attribute which specifies MnS consumer's requirements for the validity period of the
    resource reservation.
    $ref: 'TS28623_ComDefs.yaml#/components/schemas/TimeWindow'
ResourceReservationStatus:
  description: >-
    An attribute which specifies the resource reservation result for the feasibility check job.
    type: string
    enum:
      - RESERVED
      - UNRESERVED
      - USED
ReservationExpiration:
  description: >-
    An attribute which specifies the actual validity period of the resource reservation..
    $ref: 'TS28623_ComDefs.yaml#/components/schemas/TimeWindow'
ReservationFailureReason:
  description: >-
    An attribute that specifies the additional reason information if the reservation is failed.
    type: string

```

#----- Definition of concrete IOCs -----

```

MnS:
  oneOf:
    - type: object
      properties:
        SubNetwork:
          $ref: '#/components/schemas/SubNetwork-Multiple'
    # - type: object
    #   properties:
    #     ManagedElement:
    #       $ref: '#/components/schemas/ManagedElement-Multiple'

SubNetwork-Single:
  allOf:
    - $ref: 'TS28623_GenericNrm.yaml#/components/schemas/Top'
    - type: object
      properties:
        attributes:
          allOf:
            - $ref: 'TS28623_GenericNrm.yaml#/components/schemas/SubNetwork-Attr'
            - $ref: 'TS28623_GenericNrm.yaml#/components/schemas/SubNetwork-ncO'
    - type: object
      properties:
        SubNetwork:
          $ref: '#/components/schemas/SubNetwork-Multiple'
        NetworkSlice:
          $ref: '#/components/schemas/NetworkSlice-Multiple'
        NetworkSliceSubnet:
          $ref: '#/components/schemas/NetworkSliceSubnet-Multiple'
        EP_Transport:
          $ref: '#/components/schemas/EP_Transport-Multiple'
        NetworkSliceSubnetProviderCapabilities:
          $ref: '#/components/schemas/NetworkSliceSubnetProviderCapabilities-Multiple'
        FeasibilityCheckAndReservationJob:
          $ref: '#/components/schemas/FeasibilityCheckAndReservationJob-Multiple'

NetworkSlice-Single:
  allOf:
    - $ref: 'TS28623_GenericNrm.yaml#/components/schemas/Top'

```



```

- type: object
  properties:
    attributes:
      allOf:
        - type: object
          properties:
            networkSliceSubnetRef:
              $ref: 'TS28623_ComDefs.yaml#/components/schemas/Dn'
            operationalState:
              $ref: 'TS28623_ComDefs.yaml#/components/schemas/OperationalState'
            administrativeState:
              $ref: 'TS28623_ComDefs.yaml#/components/schemas/AdministrativeState'
            serviceProfileList:
              $ref: '#/components/schemas/ServiceProfileList'

NetworkSliceSubnet-Single:
  allOf:
    - $ref: 'TS28623_GenericNrm.yaml#/components/schemas/Top'
    - type: object
      properties:
        attributes:
          allOf:
            - type: object
              properties:
                managedFunctionRefList:
                  $ref: 'TS28623_ComDefs.yaml#/components/schemas/DnList'
                networkSliceSubnetRefList:
                  $ref: 'TS28623_ComDefs.yaml#/components/schemas/DnList'
                operationalState:
                  $ref: 'TS28623_ComDefs.yaml#/components/schemas/OperationalState'
                administrativeState:
                  $ref: 'TS28623_ComDefs.yaml#/components/schemas/AdministrativeState'
                nsInfo:
                  $ref: '#/components/schemas/NsInfo'
                sliceProfileList:
                  $ref: '#/components/schemas/SliceProfileList'
                epTransportRefList:
                  $ref: 'TS28623_ComDefs.yaml#/components/schemas/DnList'
                priorityLabel:
                  type: integer
                networkSliceSubnetType:
                  type: string
                  enum:
                    - TOP_SLICESUBNET
                    - RAN_SLICESUBNET
                    - CN_SLICESUBNET

EP_Transport-Single:
  allOf:
    - $ref: 'TS28623_GenericNrm.yaml#/components/schemas/Top'
    - type: object
      properties:
        attributes:
          type: object
          properties:
            ipAddress:
              $ref: '#/components/schemas/IpAddress'
            logicalInterfaceInfo:
              $ref: '#/components/schemas/LogicalInterfaceInfo'
            nextHopInfo:
              type: string
            qosProfile:
              type: string
            epApplicationRefs:
              $ref: 'TS28623_ComDefs.yaml#/components/schemas/DnList'

NetworkSliceSubnetProviderCapabilities-Single:
  allOf:
    - $ref: 'TS28623_GenericNrm.yaml#/components/schemas/Top'
    - type: object
      properties:
        attributes:
          type: object
          properties:
            dLlatency:
              type: integer
            uLlatency:
              type: integer

```

```

    dLThptPerSliceSubnet:
      $ref: '#/components/schemas/XLThpt'
    uLThptPerSliceSubnet:
      $ref: '#/components/schemas/XLThpt'
    coverageAreaTAList:
      $ref: 'TS28541_NrNrm.yaml#/components/schemas/TaiList'
FeasibilityCheckAndReservationJob-Single:
  allOf:
    - $ref: 'TS28623_GenericNrm.yaml#/components/schemas/Top'
    - type: object
      properties:
        attributes:
          type: object
          properties:
            profile:
              oneOf:
                - $ref: '#/components/schemas/SliceProfile'
                - $ref: '#/components/schemas/ServiceProfile'
            resourceReservation:
              $ref: '#/components/schemas/ResourceReservation'
            requestedReservationExpiration:
              $ref: '#/components/schemas/RequestedReservationExpiration'
            processMonitor:
              $ref: 'TS28623_GenericNrm.yaml#/components/schemas/ProcessMonitor'
            feasibilityResult:
              $ref: '#/components/schemas/FeasibilityResult'
            infeasibleReason:
              $ref: '#/components/schemas/InfeasibleReason'
            resourceReservationStatus:
              $ref: '#/components/schemas/ResourceReservationStatus'
            reservationFailureReason:
              $ref: '#/components/schemas/ReservationFailureReason'

            reservationExpiration:
              $ref: '#/components/schemas/ReservationExpiration'
            recommendedRequirements:
              $ref: '#/components/schemas/RecommendedRequirements'

#----- Definition of JSON arrays for name-contained IOCs -----
SubNetwork-Multiple:
  type: array
  items:
    $ref: '#/components/schemas/SubNetwork-Single'

NetworkSlice-Multiple:
  type: array
  items:
    $ref: '#/components/schemas/NetworkSlice-Single'

NetworkSliceSubnet-Multiple:
  type: array
  items:
    $ref: '#/components/schemas/NetworkSliceSubnet-Single'

EP_Transport-Multiple:
  type: array
  items:
    $ref: '#/components/schemas/EP_Transport-Single'

NetworkSliceSubnetProviderCapabilities-Multiple:
  type: array
  items:
    $ref: '#/components/schemas/NetworkSliceSubnetProviderCapabilities-Single'
FeasibilityCheckAndReservationJob-Multiple:
  type: array
  items:
    $ref: '#/components/schemas/FeasibilityCheckAndReservationJob-Single'

#----- Definitions in TS 28.541 for TS 28.532 -----

resources-sliceNrm:
  oneOf:
    - $ref: '#/components/schemas/MnS'

    - $ref: '#/components/schemas/SubNetwork-Single'
    - $ref: '#/components/schemas/NetworkSlice-Single'
    - $ref: '#/components/schemas/NetworkSliceSubnet-Single'
    - $ref: '#/components/schemas/EP_Transport-Single'

```

```
- $ref: '#/components/schemas/NetworkSliceSubnetProviderCapabilities-Single'  
- $ref: '#/components/schemas/FeasibilityCheckAndReservationJob-Single'  
<CODE ENDS>
```

Annex K (normative):
Void

Annex L (normative): Relation of GSMA GST, ServiceProfile and SliceProfile

L.1 General

This annex describes the relation between GSMA GST [50] and the *ServiceProfile* and *SliceProfile* captured in the network slice NRM fragment (see clause 6).

L.2 GSMA GST, ServiceProfile and sliceProfile

The GSMA GST is used as the SLA information for the communication between the NSC (e.g., vertical industry) and the NSP. The SLA requirements can be fulfilled from management aspect and control aspect in a coordinated way. The SLS includes *ServiceProfile* information model.

As shown in figure L.2.1, the GST parameters [50] are used as input to *ServiceProfile*. The *ServiceProfile* which defines the service requirements related to a particular NSC, is translated into the *SliceProfile*. In particular, the attributes captured in the *ServiceProfile* are mapped to *TopSliceSubnetProfile* attributes. Based on the *TopSliceSubnetProfile* attributes, the corresponding requirements for the dedicated domain specific network slice subnets are defined. For example, the *CNSliceSubnetProfile* attributes are used to carry 5GC domain requirements, the *RANSliceSubnetProfile* attributes are used to carry NG-RAN domain requirements, and the TN requirements are derived and provide input to the TN domain.

As shown in Table L.2.1 some of the attributes in *CNSliceSubnetProfile* and *RANSliceSubnetProfile* parameters can be translated to configurable parameters related to network function behaviour to satisfy SLS of the service in the control plane. While other information (e.g., delay tolerance, deterministic communication support) in *CNSliceSubnetProfile* and *RANSliceSubnetProfile* are kept at OAM domain and is used to determine the overall behaviour of the network slice.

The following table show the translation of GST attributes.

Table L.2.1: GST translation

GST parameters	ServiceProfile attributes	SliceProfile Parameter			Configuration Parameters
		TopSlice SubnetProfile attributes	RANSlice SubnetProfile attributes	CNSlice SubnetProfile attributes	
Maximum number of UEs	maxNumberOf UEs	maxNumberOf UE	maxNumberOf UEs	maxNumberOf UEs	attributes in clause 5.3.96 IOC NSACFFunction: NsacInfoSnssai.maxNumberOfUEs
Maximum number of PDU sessions	maxNumberOf Conns	maxNumberOf PDUSessions	N/A	maxNumberOfPDUSessions	attributes in clause 5.3.96 IOC NSACFFunction: NsacInfoSnssai.maxNumberOfPDUSessions

NOTE: Void.

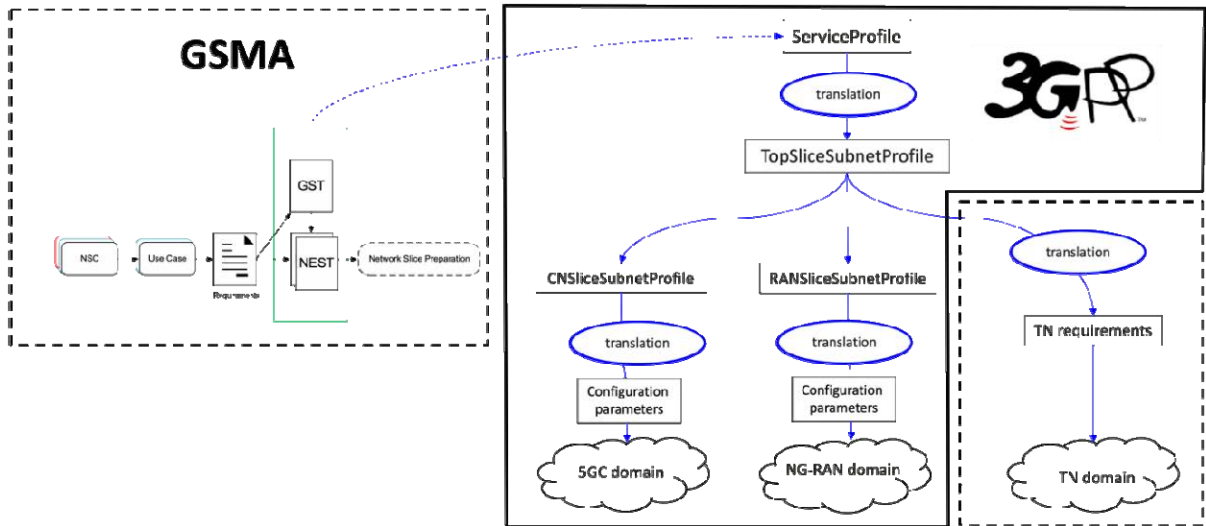


Figure L.2.1 Relation between GSMA GST, ServiceProfile and SliceProfile

Annex M (normative): Managed NF Service state handling

M.1 Combined state diagram for a Managed NF Service

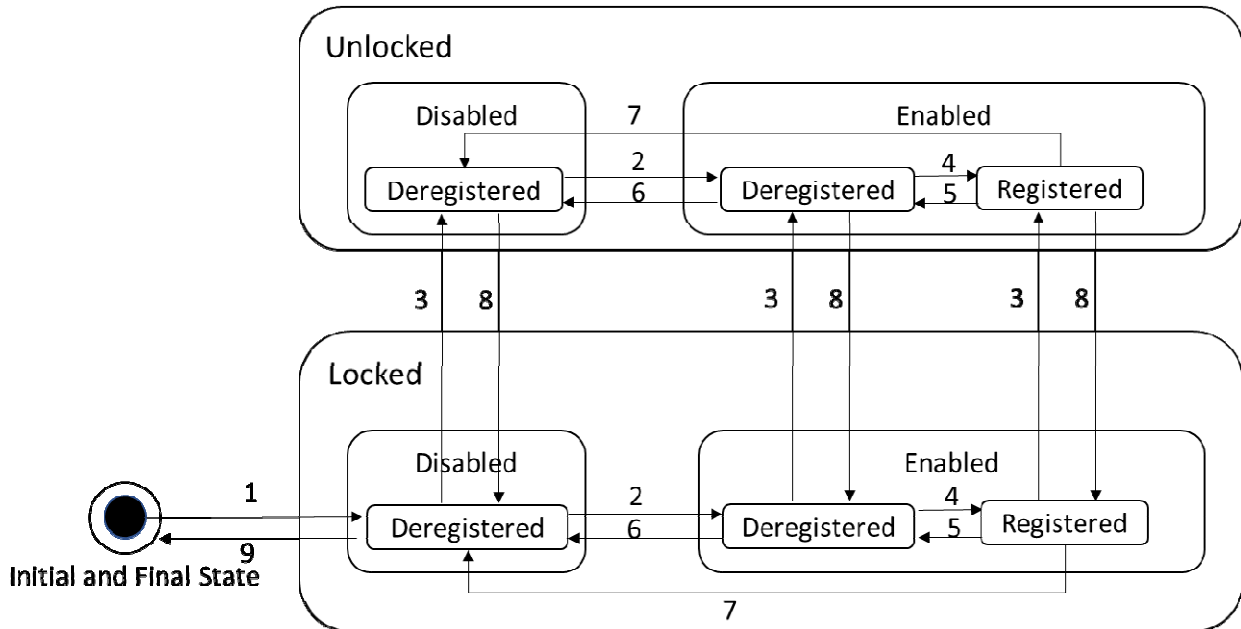


Figure M.1-1: Combined Managed NF Service state diagram

Table M.1-1: The Managed NF Service state transition table

Trigger number	The state transition events and actions
1	Event: Received information of deployment of a Network Function (NF) service. Action: Create a ManagedNFService instance (MSI) whose(Administrative/Operational/Registration) are set to Locked/Disabled/Deregistered.
2	Event: Received information of positive state change of the NF service. Action: Set the Operational state of the MSI to Enabled.
3	Event: Received CM operation to unlock the NF Service or the NF. Action: Set the Administrative state of the MSI to Unlocked. Note: Changing Administrative state on NF service level is optional
4	Event: Received information that the NF Service is registered to an NRF either by the NF itself or by an OAM system on behalf of the NF. Action: Set the registration state of the MSI to Registered.
5	Event: Received information that the NF Service is deregistered from the NRF either by the NF itself or by an OAM system on behalf of the NF. Action: Set registration state of the MSI to Deregistered.
6	Event: Received information that the NF Service is unavailable because of, for example, limitation of resource or other exceptions. Action: Set the Operational state of the MSI to Disabled.
7	Event: Received information that the NF Service is unavailable. Action: Deregister the NF Service on behalf of the NF, and set the registration state of the MSI to Deregistered.
8	Event: Received CM operation to lock the NF Service or the NF. Action: Set the Administrative state of the MSI to Locked. Note: Changing Administrative state on NF service level is optional
9	Event: Received information that the NF Service is terminated or deleted,

	Action: Delete the MSI and set its state to NULL.
--	---

Annex N (normative): YANG definition of the Slice NRM

N.1 General

This annex contains the YANG definitions for the Slice NRM in YANG format.

The Information Service (IS) of the Slice NRM is defined in clause 6.

Mapping rules to produce the YANG definition based on the IS are defined in TS 32.160 [14].

N.2 Modules

N.2.1 module `_3gpp-ns-nrm-networkslice.yang`

```
<CODE BEGINS>
module _3gpp-ns-nrm-networkslice {
  yang-version 1.1;
  namespace urn:3gpp:sa5:_3gpp-ns-nrm-networkslice;
  prefix ns3gpp;

  import _3gpp-common-subnetwork { prefix subnet3gpp; }
  import _3gpp-common-yang-types { prefix types3gpp; }
  import _3gpp-common-top { prefix top3gpp; }

  include _3gpp-ns-nrm-serviceprofile;

  organization "3GPP SA5";
  contact
    "https://www.3gpp.org/DynaReport/TSG-WG--S5--officials.htm?Itemid=464";
  description "A network slice instance in a 5G network.
    Copyright 2023, 3GPP Organizational Partners (ARIB, ATIS, CCSA, ETSI, TSDSI,
    TTA, TTC). All rights reserved.";
  reference "3GPP TS 28.541
    Management and orchestration;
    5G Network Resource Model (NRM);
    Information model definitions for network slice NRM (chapter 6)
    ";

  revision 2023-09-17 { reference CR-1042 ; }
  revision 2022-07-27 { reference CR-0769; }
  revision 2020-06-02 {
    reference "CR-0485, CR-0508";
  }

  revision 2020-02-19 {
    description "Introduction of YANG definitions for network slice NRM";
    reference "CR-0458";
  }

  grouping NetworkSliceGrp {
    description "Represents the NetworkSlice IOC";
    leaf operationalState {
      description "The operational state of the network slice instance.
        It describes whether or not the resource is installed
        and working.";
      type types3gpp:OperationalState;
      config false;
      mandatory true;
    }

    leaf administrativeState {
      description "The administrative state of the network slice instance.
        It describes the permission to use or prohibition against
        using the instance, imposed through the OAM services.";
      type types3gpp:AdministrativeState;
      default LOCKED;
    }
  }
}
```

```

    }

    list serviceProfileList {
      description "A list of service profiles supported by the network
        slice instance.";
      key serviceProfileId;
      uses ServiceProfileGrp;
    }

    leaf networkSliceSubnetRef {
      type types3gpp:DistinguishedName;
      config false;
      mandatory true;
      description "DN of NetworkSliceSubnet relating to the
        NetworkSlice instance";
    }
  }
}

augment /subnet3gpp:SubNetwork {
  list NetworkSlice {
    description "Represents the properties of a network slice instance in
      a 5G network.";
    key id;

    container attributes {
      uses NetworkSliceGrp;
    }

    uses top3gpp:Top_Grp;
  }
}
}
}
<CODE ENDS>

```

N.2.2 module _3gpp-ns-nrm-networkslicesubnet.yang

```

<CODE BEGINS>
module _3gpp-ns-nrm-networkslicesubnet {
  yang-version 1.1;

  namespace urn:3gpp:sa5:_3gpp-ns-nrm-networkslicesubnet;
  prefix nss3gpp;

  import _3gpp-common-yang-types { prefix types3gpp; }
  import _3gpp-common-subnetwork { prefix subnet3gpp; }
  import _3gpp-common-top { prefix top3gpp; }

  include _3gpp-ns-nrm-sliceprofile;

  organization "3GPP SA5";
  contact
    "https://www.3gpp.org/DynaReport/TSG-WG--S5--officials.htm?Itemid=464";
  description "This IOC represents the properties of a network slice subnet
    instance in a 5G network.
    Copyright 2023, 3GPP Organizational Partners (ARIB, ATIS, CCSA, ETSI, TSDSI,
    TTA, TTC). All rights reserved.";
  reference "3GPP TS 28.541
    Management and orchestration;
    5G Network Resource Model (NRM);
    Information model definitions for network slice NRM (chapter 6)
    ";

  revision 2023-09-17 { reference CR-1042 ; }
  revision 2022-07-27 { reference CR-0769; }
  revision 2021-05-05 {
    description "replace perfReq with 3 new datatypes xxxSliceSubnetProfile";
    reference "CR-0485";
  }

  revision 2020-02-19 {
    description "Introduction of YANG definitions for network slice NRM";
    reference "CR-0458";
  }

  revision 2019-06-07 {
    description "initial revision";
    reference "Based on

```

```

    3GPP TS 28.541 V15.X.XX";
}

typedef ETSI-GS-NFV-Identifier {
    type string;
    reference "ETSI GS NFV-IFA 013";
}

grouping EPTransportGrp {
    leaf ipAddress {
        description "This parameter specifies the IP address assigned to a
            logical transport interface/endpoint. It can be an IPv4 address
            (See RFC 791) or an IPv6 address (See RFC 2373).";
        mandatory true;
        type string;
    }
    leaf logicInterfaceId {
        description "This parameter specifies the identify of a logical
            transport interface. It could be VLAN ID (See IEEE 802.1Q),
            MPLS Tag or Segment ID.";
        mandatory true;
        type string;
    }
    leaf-list nextHopInfo {
        description "This parameter is used to identify ingress transport
            node. Each node can be identified by any of combination of IP
            address of next-hop router of transport network, system name,
            port name, IP management address of transport nodes.";
        type string;
    }
    leaf-list qosProfile {
        description "This parameter specifies reference to QoS Profile for
            a logical transport interface. A QoS profile includes a set of
            parameters which are locally provisioned on both sides of a logical
            transport interface.";
        type string;
    }
    leaf-list epApplicationRef {
        description "This parameter specifies a list of application level
            EPs associated with the logical transport interface.";
        min-elements 1;
        type types3gpp:DistinguishedName;
    }
    uses top3gpp:Top_Grp;
}

grouping NsInfoGrp {
    description "The NsInfo of the NS instance corresponding to the network
        slice subnet instance.";
    //support condition: It shall be supported if the NSS instance is
    //realized in the virtualized environment.
    // Otherwise this attribute shall be absent.
    reference "ETSI GS NFV-IFA 013 clause 8.3.3.2.2, which can be found at
        https://www.etsi.org/deliver/etsi_gs/NFV-IFA/001_099/013
        /03.04.01_60/gs_NFV-IFA013v030401p.pdf page 123-124";
    leaf nSInstanceId {
        description "Uniquely identifies the NS instance.";
        config false;
        type ETSI-GS-NFV-Identifier;
    }
    leaf nsName {
        description "Human readable name of the NS instance.";
        type string;
        config false;
    }
    leaf description {
        description "Human readable description of the NS instance.";
        config false;
        type string;
    }
}

grouping NetworkSliceSubnetGrp {
    description "Represents the NetworkSliceSubnet IOC.";
    leaf operationalState {
        description "The operational state of the resource.
            It describes whether or not the resource is installed
            and working.";
    }
}

```

```
    mandatory true;
    config false;
    type types3gpp:OperationalState;
  }

  leaf administrativeState {
    description "The administrative state of the network slice instance.
      It describes the permission to use or prohibition against
      using the instance, imposed through the OAM services.";
    default LOCKED;
    type types3gpp:AdministrativeState;
  }

  list nsInfo {
    description "This list represents the properties of network service
      information corresponding to the network slice subnet instance.";
    reference "ETSI GS NFV-IFA 013 clause 8.3.3.2.2";
    config false;
    key nSInstanceId;
    max-elements 1;
    uses NsInfoGrp;
  }

  list sliceProfileList {
    description "List of SliceProfiles supported by the network slice
      subnet instance. All members of the list, instances of SliceProfile,
      shall contain the same datatype representing slice profile requirements:
      TopSliceSubnetProfile, RANSliceSubnetProfile or CNSliceSubnetProfile.
      Members of the list may contain TopSliceSubnetProfile datatype
      only when this attribute (sliceProfileList) belongs to
      a NetworkSliceSubnet that is directly referenced by a NetworkSlice";
    key sliceProfileId;
    uses SliceProfileGrp;
  }

  leaf priorityLabel {
    type int32 ;
    mandatory true ;
    description "Specifies a label that consumer would assign a value on
      an instance of network slice subnet. The management system takes
      the value of this attribute into account. The effect of this
      attribute value to the subject managed entity is not standardized";
  }

  leaf networkSliceSubnetType {
    type enumeration {
      enum TOP_SLICESUBNET;
      enum RAN_SLICESUBNET;
      enum CN_SLICESUBNET;
    }
    mandatory true;
    description "Indicates the type of network slice subnet, including:
      - Top network slice subnet
      - RAN network slice subnet
      - CN network slice subnet";
  }

  leaf-list managedFunctionRef {
    type types3gpp:DistinguishedName;
    config false;
    description "This holds a list of DN of ManagedFunction instances
      supporting the NetworkSliceSubnet instance.";
  }

  leaf-list networkSliceSubnetRef {
    type types3gpp:DistinguishedName;
    config false;
    description "List of DNs of constituent NetworkSliceSubnet supporting
      NetworkSliceSubnet instance .";
  }

  leaf-list epTransportRef {
    type types3gpp:DistinguishedName;
    description "List of transport level EPs associated with the
      application level EP (i.e. EP_N3 or EP_NgU) or network slice subnet.";
  }
}
```

```

augment /subnet3gpp:SubNetwork {
  list NetworkSliceSubnet {
    description "Represents the properties of a network slice subnet
      instance in a 5G network.

      The NetworkSliceSubnet can be categorized by following types:
      - RANSliceSubnet represent the RAN network slice subnet in a 5G network,
      which is associated to one or multiple 'RANSliceSubnetProfile'.
      - CNSliceSubnet represent the CN network slice subnet in a 5G network,
      which is associated to one or multiple 'CNSliceSubnetProfile'.
      - TopSliceSubnet represent the top network slice subnet in a 5G network,
      which is associated to one or multiple 'TopSliceSubnetProfile'.

      The attribute epTransportRef is used to specify a list of EP_Transport
      instance as transport resources to be aggregated to a NetworkSliceSubnet
      instance. The MnS consumer determines the EP_Transport instance(s) to
      support EP_Application instances as part of the NetworkSliceSubnet
      instance and request the MnS producer to configure the attribute
      epTransportRef of the NetworkSliceSubnet.

      The EP_Transport is name contained by SubNetwork, and an EP_Transport
      instance can be a new instance created for the EP_Application instances
      as part of NetworkSliceSubnet instance or an existing instance reused
      for EP_Application instance.";
    key id;

    container attributes {
      uses NetworkSliceSubnetGrp;
    }

    uses top3gpp:Top_Grp;
  }
}
}
}
<CODE ENDS>

```

N.2.3 Void

N.2.4 module _3gpp-ns-nrm-serviceprofile.yang

```

<CODE BEGINS>
submodule _3gpp-ns-nrm-serviceprofile {
  yang-version 1.1;
  belongs-to _3gpp-ns-nrm-networkslice { prefix ns3gpp; }

  import _3gpp-common-yang-types { prefix types3gpp; }
  import _3gpp-5g-common-yang-types { prefix types5g3gpp; }
  import _3gpp-ns-nrm-common { prefix ns3cmn; }

  organization "3GPP SA5";
  contact
    "https://www.3gpp.org/DynaReport/TSG-WG--S5--officials.htm?Itemid=464";
  description "A network slice instance in a 5G network.
    Copyright 2023, 3GPP Organizational Partners (ARIB, ATIS, CCSA, ETSI, TSDSI,
    TTA, TTC). All rights reserved.";
  reference "3GPP TS 28.541
    Management and orchestration;
    5G Network Resource Model (NRM);
    Information model definitions for network slice NRM (chapter 6)
    ";

  revision 2023-09-17 { reference CR-1042 ; }
  revision 2020-06-02 {
    reference "CR-0485, CR-0508";
  }

  revision 2020-02-19 {
    description "Introduction of YANG definitions for network slice NRM";
    reference "CR-0458";
  }

  revision 2019-06-23 {
    description "Initial revision";
  }
}

```

```
reference "3GPP TS 28.541 V15.X.XX";
}

typedef availability-percentage {
description "
Percentage value of the amount of time the end-to-end communication
service is delivered according to an agreed QoS, divided by the amount
of time the system is expected to deliver the end-to-end service
according to the specification in a specific area.";
reference "3GPP TS 22.261 3.1";
type decimal64 {
fraction-digits 4; // E.g. 99.9999
range 0..100;
}
}

typedef V2XMode-enum {
type enumeration {
enum NOT_SUPPORTED;
enum SUPPORTED_BY_NR;
}
}

grouping ServiceProfileGrp {

leaf serviceProfileId {
description "Service profile identifier.";
type types3gpp:DistinguishedName;
}

list sNSSAIDList {
description "The S-NSSAI list to be supported by the new NSI to be
created or the existing NSI to be re-used.";
min-elements 1;
key idx;
unique "sst sd";
leaf idx {
description "Synthetic index for the element.";
type uint32;
}
uses types5g3gpp:SNssai;
}

list pLMNIDList {
description "List of PLMN IDs.";
min-elements 1;
key "mcc mnc";
ordered-by user;
uses types3gpp:PLMNID;
}

leaf maxNumberOfUEs {
description "The maximum number of UEs that may simultaneously
access the network slice instance.";
mandatory true;
type uint64;
}

leaf-list coverageArea {
min-elements 1;
description "A list of TrackingAreas where the NSI can be selected.";
type types3gpp:Tac;
}

leaf latency {
description "The packet transmission latency (milliseconds) through
the RAN, CN, and TN part of 5G network, used to evaluate utilization
performance of the end-to-end network slice instance.";
reference "3GPP TS 28.554 clause 6.3.1";
mandatory true;
type uint16;
units milliseconds;
}

leaf uEMobilityLevel {
description "The mobility level of UE accessing the network slice
instance.";
reference "3GPP TS 22.261 clause 6.2.1";
}
```

```
    type types3gpp:UeMobilityLevel;
  }

  leaf resourceSharingLevel {
    description "Specifies whether the resources to be allocated to the
      network slice instance may be shared with another network slice
      instance(s).";
    type types3gpp:ResourceSharingLevel;
  }

  //Stage2 issue: The sNSSAList above specifies one or potentially
  //                several SST objects for the service profile.
  //                How do they relate?
  leaf sST {
    description "Specifies the slice/service type. See 3GPP TS 23.501
      for defined values.";
    mandatory true;
    type uint32;
    reference "3GPP TS 23.501 5.15.2.2";
  }

  leaf availability {
    description "The availability requirement for a network slice
      instance, expressed as a percentage.";
    type availability-percentage;
  }

  list delayTolerance {
    description "An attribute specifies the properties of service delivery
      flexibility, especially for the vertical services that are not
      chasing a high system performance.";
    reference "TS 22.104 clause 4.3";
    config false;
    key idx;
    max-elements 1;
    leaf idx {
      description "Synthetic index for the element.";
      type uint32;
    }
    list servAttrCom {
      description "This list represents the common properties of service
        requirement related attributes.";
      reference "GSMA NG.116 corresponding to Attribute categories,
        tagging and exposure";
      key idx;
      max-elements 1;
      leaf idx {
        description "Synthetic index for the element.";
        type uint32;
      }
      uses ns3cmn:ServAttrComGrp;
    }
    leaf support {
      description "An attribute specifies whether or not the network
        slice supports service delivery flexibility, especially for the
        vertical services that are not chasing a high system performance.";
      type ns3cmn:Support-enum;
    }
  }
}

list deterministicComm {
  //Stage2 issue: deterministicComm is not defined in 28.541 chapter 6,
  //                but I guess deterministicComm is meant
  description "This list represents the properties of the deterministic
    communication for periodic user traffic. Periodic traffic refers to the
    type of traffic with periodic transmissions.";
  key idx;
  max-elements 1;
  leaf idx {
    description "Synthetic index for the element.";
    type uint32;
  }
  list servAttrCom {
    description "This list represents the common properties of service
      requirement related attributes.";
    reference "GSMA NG.116 corresponding to Attribute categories,
      tagging and exposure";
    config false;
    key idx;
  }
}
```

```

    max-elements 1;
    leaf idx {
      description "Synthetic index for the element.";
      type uint32;
    }
    uses ns3cmn:ServAttrComGrp;
  }
  leaf availability {
    //Stage2 issue: Defined differently in 28.541 chapter 6, but XML
    //              uses DeterministicCommAvailability
    config false;
    type ns3cmn:DeterminCommAvailability;
  }
  leaf periodicityList {
    //Stage2 issue: Not defined in 28.541 chapter 6. XML and YAML
    //              says "string".
    type string;
  }
}
list dLThptPerSlice {
  description "This attribute defines achievable data rate of the
    network slice in downlink that is available ubiquitously across
    the coverage area of the slice";
  key idx;
  max-elements 1;
  leaf idx {
    description "Synthetic index for the element.";
    type uint32;
  }
  uses ns3cmn:XLThptGrp;
}
list dLThptPerUE {
  description "This attribute defines data rate supported by the network
    slice per UE";
  key idx;
  max-elements 1;
  leaf idx {
    description "Synthetic index for the element.";
    type uint32;
  }
  uses ns3cmn:XLThptGrp;
}
list uLThptPerSlice {
  key idx;
  max-elements 1;
  leaf idx {
    description "Synthetic index for the element.";
    type uint32;
  }
  description "This attribute defines achievable data rate of the
    network slice in uplink that is available ubiquitously across
    the coverage area of the slice";
  uses ns3cmn:XLThptGrp;
}
list uLThptPerUE {
  key idx;
  max-elements 1;
  leaf idx {
    description "Synthetic index for the element.";
    type uint32;
  }
  description "This attribute defines data rate supported by the
    network slice per UE";
  uses ns3cmn:XLThptGrp;
}
list maxPktSize {
  config false;
  key idx;
  max-elements 1;
  leaf idx {
    description "Synthetic index for the element.";
    type uint32;
  }
  description "This parameter specifies the maximum packet size
    supported by the network slice";
  list servAttrCom {
    description "This list represents the common properties of service
      requirement related attributes.";

```



```
reference "GSMA NG.116 corresponding to Attribute categories,
  tagging and exposure";
key idx;
max-elements 1;
leaf idx {
  description "Synthetic index for the element.";
  type uint32;
}
uses ns3cmn:ServAttrComGrp;
}
leaf maxSize {
  //Stage2 issue: Not defined in 28.541, guessing integer bytes
  type uint32;
  units bytes;
}
}
list maxNumberOfPDUSessions {
  description "Represents the maximum number of
    concurrent PDU sessions supported by the network slice";
  config false;
  key idx;
  max-elements 1;
  leaf idx {
    description "Synthetic index for the element.";
    type uint32;
  }
}
list servAttrCom {
  description "This list represents the common properties of service
    requirement related attributes.";
  reference "GSMA NG.116 corresponding to Attribute categories,
    tagging and exposure";
  key idx;
  max-elements 1;
  leaf idx {
    description "Synthetic index for the element.";
    type uint32;
  }
}
uses ns3cmn:ServAttrComGrp;
}
leaf nOfPDUSessions {
  //Stage2 issue: Not defined in 28.541, guessing integer
  type uint32;
}
}
list kPIMonitoring {
  description "Represents performance monitoring";
  config false;
  key idx;
  max-elements 1;
  leaf idx {
    description "Synthetic index for the element.";
    type uint32;
  }
}
list servAttrCom {
  description "This list represents the common properties of service
    requirement related attributes.";
  reference "GSMA NG.116 corresponding to Attribute categories,
    tagging and exposure";
  key idx;
  max-elements 1;
  leaf idx {
    description "Synthetic index for the element.";
    type uint32;
  }
}
uses ns3cmn:ServAttrComGrp;
}
leaf kPIList {
  //Stage2 issue: Data format not specified, low interoperability
  description "An attribute specifies the name list of KQIs and KPIs
    available for performance monitoring";
  type string;
}
}
list userMgmtOpen {
  description "An attribute specifies whether or not the network slice
    supports the capability for the NSC to manage their users or groups
    of users' network services and corresponding requirements.";
  config false;
}
```

```

key idx;
max-elements 1;
leaf idx {
  description "Synthetic index for the element.";
  type uint32;
}
list servAttrCom {
  description "This list represents the common properties of service
  requirement related attributes.";
  reference "GSMA NG.116 corresponding to Attribute categories,
  tagging and exposure";
  key idx;
  max-elements 1;
  leaf idx {
    description "Synthetic index for the element.";
    type uint32;
  }
  uses ns3cmn:ServAttrComGrp;
}
leaf support {
  type ns3cmn:Support-enum;
}
}
list v2XCommMode {
  description "An attribute specifies whether or not the V2X
  communication mode is supported by the network slice.";
  config false;
  key idx;
  max-elements 1;
  leaf idx {
    description "Synthetic index for the element.";
    type uint32;
  }
}
list servAttrCom {
  description "This list represents the common properties of service
  requirement related attributes.";
  reference "GSMA NG.116 corresponding to Attribute categories,
  tagging and exposure";
  key idx;
  max-elements 1;
  leaf idx {
    description "Synthetic index for the element.";
    type uint32;
  }
  uses ns3cmn:ServAttrComGrp;
}
leaf v2XMode {
  type V2XMode-enum;
}
}
list termDensity {
  description "An attribute specifies the overall user density over
  the coverage area of the network slice";
  config false;
  key idx;
  max-elements 1;
  leaf idx {
    description "Synthetic index for the element.";
    type uint32;
  }
}
list servAttrCom {
  description "This list represents the common properties of service
  requirement related attributes.";
  reference "GSMA NG.116 corresponding to Attribute categories,
  tagging and exposure";
  key idx;
  max-elements 1;
  leaf idx {
    description "Synthetic index for the element.";
    type uint32;
  }
  uses ns3cmn:ServAttrComGrp;
}
leaf density {
  type uint32;
  units users/km2;
}
}

```

```
leaf activityFactor {
  //Stage2 issue: This is modeled as writable/config true in 28.542,
  // but that does not appear to match the description
  description "An attribute specifies the percentage value of the
    amount of simultaneous active UEs to the total number of UEs where
    active means the UEs are exchanging data with the network";
  reference "TS 22.261 Table 7.1-1";
  type decimal64 {
    fraction-digits 1;
  }
}
leaf uESpeed {
  //Stage2 issue: This is modeled as writable/config true in 28.542,
  // but that does not appear to match the description
  description "An attribute specifies the maximum speed (in km/hour)
    supported by the network slice at which a defined QoS can be
    achieved";
  type uint32;
  units km/h;
}
leaf jitter {
  //Stage2 issue: This is modeled as writable/config true in 28.542,
  // but that does not appear to match the description
  description "An attribute specifies the deviation from the desired
    value to the actual value when assessing time parameters";
  reference "TS 22.104 clause C.4.1";
  type uint32;
  units microseconds;
}
leaf survivalTime {
  description "An attribute specifies the time that an application
    consuming a communication service may continue without an
    anticipated message.";
  reference "TS 22.104 clause 5";
  type string;
}
leaf reliability {
  description "An attribute specifies in the context of network layer
    packet transmissions, percentage value of the amount of sent
    network layer packets successfully delivered to a given system
    entity within the time constraint required by the targeted service,
    divided by the total number of sent network layer packets.";
  reference "TS 22.261, TS 22.104";
  type string;
}
leaf maxDLDataVolume {
  //Stage2 issue: Not defined in 28.541. XML and YAML says "string"
  type string;
}
leaf maxULDataVolume {
  //Stage2 issue: Not defined in 28.541. XML and YAML says "string"
  type string;
}
list nBIoT {
  description "An attribute specifies whether NB-IoT is supported in
    the RAN in the network slice";
  config false;
  key idx;
  max-elements 1;
  leaf idx {
    description "Synthetic index for the element.";
    type uint32;
  }
}
list servAttrCom {
  description "This list represents the common properties of service
    requirement related attributes.";
  reference "GSMA NG.116 corresponding to Attribute categories,
    tagging and exposure";
  key idx;
  max-elements 1;
  leaf idx {
    description "Synthetic index for the element.";
    type uint32;
  }
  uses ns3cmn:ServAttrComGrp;
}
leaf support {
  description "An attribute specifies whether NB-IoT is supported
```

```

        in the RAN in the network slice";
        type ns3cmn:Support-enum;
    }
}
}
}
}
<CODE ENDS>

```

N.2.5 module _3gpp-ns-nrm-sliceprofile.yang

```

<CODE BEGINS>
submodule _3gpp-ns-nrm-sliceprofile {
  yang-version 1.1;
  belongs-to _3gpp-ns-nrm-networkslicesubnet { prefix nss3gpp; }

  import _3gpp-common-yang-types { prefix types3gpp; }
  import _3gpp-5g-common-yang-types { prefix types5g3gpp; }
  // import _3gpp-ns-nrm-networkslice { prefix ns3gpp; }
  import _3gpp-ns-nrm-common { prefix ns3cmn3gpp; }

  organization "3GPP SA5";
  contact
    "https://www.3gpp.org/DynaReport/TSG-WG--S5--officials.htm?Itemid=464";
  description "Represents the properties of network slice subnet related
    requirement that should be supported by the network slice subnet
    instance in a 5G network.
    Copyright 2023, 3GPP Organizational Partners (ARIB, ATIS, CCSA, ETSI, TSDSI,
    TTA, TTC). All rights reserved.";
  reference "3GPP TS 28.541
    Management and orchestration;
    5G Network Resource Model (NRM);
    Information model definitions for network slice NRM (chapter 6)";

  revision 2023-11-05 { reference CR-1057 ; }
  revision 2023-09-17 { reference CR-1042 ; }
  revision 2021-07-17 { reference CR-0566 ; }
  revision 2021-05-05 {
    description "replace perfReq with 3 new datatypes xxxSliceSubnetProfile";
    reference "CR-0485";
  }

  revision 2020-02-19 {
    description "Introduction of YANG definitions for network slice NRM";
    reference "CR-0458";
  }

  revision 2019-05-27 {
    description "initial revision.";
    reference "Based on
      3GPP TS 28.541 V15.X.XX";
  }
  typedef SliceSimultaneousUse-enum {
    type enumeration {
      enum ZERO;
      enum ONE;
      enum TWO;
      enum THREE;
      enum FOUR;
    }
  }
  typedef ServiceType-enum {
    type enumeration {
      enum eMBB;
      enum URLLC;
      enum MIIoT;
      enum V2X;
    }
  }

  grouping PositioningGrp {
    description "Represents positioning support.";
    reference "Clause 3.4.20 of GSMA NG.116 ";

    uses ns3cmn3gpp:ServAttrComGrp ;
    leaf-list availability {
      type enumeration {

```

```

    enum CIDE_CID ;
    enum OTDOA;
    enum RF_FINGERPRINTING;
    enum AECID;
    enum HYBRID_POSITIONING;
    enum NET_RTK;
}
min-elements 1;
config false;
description "Specifies if this attribute is provided by the RAN domain
of the network slice and contains a list of positioning methods
provided by the RAN domain. If the list is empty this attribute is
not available in the RAN domain and the other parameters might be
ignored, see NG.116. Values allowed: are
CIDE-CID (LTE and NR), OTDOA (LTE and NR), RF fingerprinting, AECID,
Hybrid positioning, NET-RTK.";
}
leaf predictionfrequency {
    type enumeration {
        enum PERSEC;
        enum PERMIN;
        enum PERHOUR;
    }
    mandatory true;
    description "Specifies how often location information is provided.
This parameter simply defines how often the customer is allowed to
request location information. This is not related to the time it
takes to determine the location, which is a characteristic of the
positioning method.
If leaf-list availability is empty, the value has no meaning.";
    reference "NG.116";
}
leaf accuracy {
    type decimal64 {
        fraction-digits 2;
    }
    units meter;
    mandatory true;
    description "Specifies the accuracy of the location information.
Accuracy depends on the respective positioning solution applied in the
RAN domain of the network slice.";
    reference "NG.116";
}
}
}
grouping TopSliceSubnetProfileGrp {
    leaf latency {
        description "The packet transmission latency (milliseconds) through
the RAN, CN, and TN part of 5G network, used to evaluate
utilization performance of the end-to-end network slice instance.";
        reference "3GPP TS 28.554 clause 6.3.1";
        //optional support
        mandatory true;
        type uint16;
        units milliseconds;
    }
    leaf maxNumberOfUEs {
        description "Specifies the maximum number of UEs may simultaneously
access the network slice instance.";
        //optional support
        mandatory true;
        type uint64;
    }
    list dLThptPerSliceSubnet {
        description "This attribute defines achievable data rate of the
network slice subnet in downlink that is available ubiquitously
across the coverage area of the slice";
        key idx;
        max-elements 1;
        leaf idx {
            description "Synthetic index for the element.";
            type uint32;
        }
        uses ns3cmn3gpp:XLThptGrp;
    }
    list dLThptPerUE {
        description "This attribute defines data rate supported by the
network slice per UE, refer NG.116.";
    }
}
}

```

```
key idx;
max-elements 1;
leaf idx {
  description "Synthetic index for the element.";
  type uint32;
}
uses ns3cmn3gpp:XLThptGrp;
}
list uLThptPerSliceSubnet {
  description "This attribute defines achievable data rate of the
  network slice subnet in uplink that is available ubiquitously
  across the coverage area of the slice";
  key idx;
  max-elements 1;
  leaf idx {
    description "Synthetic index for the element.";
    type uint32;
  }
  uses ns3cmn3gpp:XLThptGrp;
}
list uLThptPerUE {
  description "This attribute defines data rate supported by the
  network slice per UE, refer NG.116";
  key idx;
  max-elements 1;
  leaf idx {
    description "Synthetic index for the element.";
    type uint32;
  }
  uses ns3cmn3gpp:XLThptGrp;
}
list maxPktSize {
  config false;
  key idx;
  max-elements 1;
  leaf idx {
    description "Synthetic index for the element.";
    type uint32;
  }
  description "This parameter specifies the maximum packet size
  supported by the network slice";
  list servAttrCom {
    description "This list represents the common properties of service
    requirement related attributes.";
    reference "GSMA NG.116 corresponding to Attribute categories,
    tagging and exposure";
    key idx;
    max-elements 1;
    leaf idx {
      description "Synthetic index for the element.";
      type uint32;
    }
    uses ns3cmn3gpp:ServAttrComGrp;
  }
  leaf maxSize {
    //Stage2 issue: Not defined in 28.541, guessing integer bytes
    type uint32;
    units bytes;
  }
}
list maxNumberOfPDUSessions {
  description "Represents the maximum number of
  concurrent PDU sessions supported by the network slice";
  config false;
  key idx;
  max-elements 1;
  leaf idx {
    description "Synthetic index for the element.";
    type uint32;
  }
}
list servAttrCom {
  description "This list represents the common properties of service
  requirement related attributes.";
  reference "GSMA NG.116 corresponding to Attribute categories,
  tagging and exposure";
  key idx;
  max-elements 1;
  leaf idx {
```

```
        description "Synthetic index for the element.";
        type uint32;
    }
    uses ns3cmn3gpp:ServAttrComGrp;
}
leaf nOofPDUSessions {
    //Stage2 issue: Not defined in 28.541, guessing integer
    type uint32;
}
}
leaf sliceSimultaneousUse {
    description "This attribute describes whether a network slice
    can be simultaneously used by a device together with other
    network slices and if so, with which other classes of network slices.";
    type SliceSimultaneousUse-enum;
}
list delayTolerance {
    description "An attribute specifies the properties of service delivery
    flexibility, especially for the vertical services that are not
    chasing a high system performance.";
    reference "TS 22.104 clause 4.3";
    config false;
    key idx;
    max-elements 1;
    leaf idx {
        description "Synthetic index for the element.";
        type uint32;
    }
}
list servAttrCom {
    description "This list represents the common properties of service
    requirement related attributes.";
    reference "GSMA NG.116 corresponding to Attribute categories,
    tagging and exposure";
    key idx;
    max-elements 1;
    leaf idx {
        description "Synthetic index for the element.";
        type uint32;
    }
    uses ns3cmn3gpp:ServAttrComGrp;
}
leaf support {
    description "An attribute specifies whether or not the network
    slice supports service delivery flexibility, especially for the
    vertical services that are not chasing a high system performance.";
    type ns3cmn3gpp:Support-enum;
}
}
list termDensity {
    description "An attribute specifies the overall user density over
    the coverage area of the network slice";
    config false;
    key idx;
    max-elements 1;
    leaf idx {
        description "Synthetic index for the element.";
        type uint32;
    }
}
list servAttrCom {
    description "This list represents the common properties of service
    requirement related attributes.";
    reference "GSMA NG.116 corresponding to Attribute categories,
    tagging and exposure";
    key idx;
    max-elements 1;
    leaf idx {
        description "Synthetic index for the element.";
        type uint32;
    }
    uses ns3cmn3gpp:ServAttrComGrp;
}
leaf density {
    type uint32;
    units users/km2;
}
}
leaf activityFactor {
    //Stage2 issue: This is modeled as writable/config true in 28.542,
```

```

//      but that does not appear to match the description
description "An attribute specifies the percentage value of the
  amount of simultaneous active UEs to the total number of UEs where
  active means the UEs are exchanging data with the network";
reference "TS 22.261 Table 7.1-1";
type decimal64 {
  fraction-digits 1;
}
}
list coverageAreaTAList {
  description "A list of TrackingAreas where the NSI can be selected.";
  key idx; //no obvious leaf to use as a key
  leaf idx { type uint32; }
  //optional support
  min-elements 1;
  uses types3gpp:TaiGrp;
}
leaf uEMobilityLevel {
  description "The mobility level of UE accessing the network slice
  instance.";
  //optional support
  type types3gpp:UeMobilityLevel;
}

leaf resourceSharingLevel {
  description "Specifies whether the resources to be allocated to the
  network slice subnet instance may be shared with another network
  slice subnet instance(s).";
  //optional support
  type types3gpp:ResourceSharingLevel;
}
leaf uESpeed {
  //Stage2 issue: This is modeled as writable/config true in 28.542,
  //      but that does not appear to match the description
  description "An attribute specifies the maximum speed (in km/hour)
  supported by the network slice at which a defined QoS can be
  achieved";
  type uint32;
  units km/h;
}
leaf reliability {
  description "An attribute specifies in the context of network layer
  packet transmissions, percentage value of the amount of sent
  network layer packets successfully delivered to a given system
  entity within the time constraint required by the targeted service,
  divided by the total number of sent network layer packets.";
  reference "TS 22.261, TS 22.104";
  type string;
}
leaf serviceType {
  description "An attribute specifies the standardized network slice type.
  allowedValues: eMBB, URLLC, MIoT, V2X.";
  type ServiceType-enum;
}
list deterministicComm {
  //Stage2 issue: deterministicComm is not defined in 28.541 chapter 6,
  //      but I guess determinComm is meant
  description "This list represents the properties of the deterministic
  communication for periodic user traffic. Periodic traffic refers to the
  type of traffic with periodic transmissions.";
  key idx;
  max-elements 1;
  leaf idx {
    description "Synthetic index for the element.";
    type uint32;
  }
}
list servAttrCom {
  description "This list represents the common properties of service
  requirement related attributes.";
  reference "GSMA NG.116 corresponding to Attribute categories,
  tagging and exposure";
  config false;
  key idx;
  max-elements 1;
  leaf idx {
    description "Synthetic index for the element.";
    type uint32;
  }
}

```



```

    uses ns3cmn3gpp:ServAttrComGrp;
  }
  leaf availability {
    //Stage2 issue: Defined differently in 28.541 chapter 6, but XML
    //          uses DeterminCommAvailability
    config false;
    type ns3cmn3gpp:DeterminCommAvailability;
  }
  leaf periodicityList {
    //Stage2 issue: Not defined in 28.541 chapter 6. XML and YAML
    //          says "string".
    type string;
  }
}
leaf survivalTime {
  description "An attribute specifies the time that an application
  consuming a communication service may continue without an
  anticipated message.";
  reference "TS 22.104 clause 5";
  type string;
}
list positioning {
  key predictionfrequency;
  min-elements 1;
  max-elements 1;
  description "Specifies whether the network slice provides
  geo-localization methods or supporting methods";
  reference "Clause 3.4.20 of NG.116";
  uses PositioningGrp;
}
}
grouping CNSliceSubnetProfileGrp {
  leaf latency {
    description "The packet transmission latency (milliseconds) through
    the RAN, CN, and TN part of 5G network, used to evaluate
    utilization performance of the end-to-end network slice instance.";
    reference "3GPP TS 28.554 clause 6.3.1";
    //optional support
    mandatory true;
    type uint16;
    units milliseconds;
  }
  leaf maxNumberOfUEs {
    description "Specifies the maximum number of UEs may simultaneously
    access the network slice instance.";
    //optional support
    mandatory true;
    type uint64;
  }
  list dLThptPerSliceSubnet {
    description "This attribute defines achievable data rate of the
    network slice subnet in downlink that is available ubiquitously
    across the coverage area of the slice";
    key idx;
    max-elements 1;
    leaf idx {
      description "Synthetic index for the element.";
      type uint32;
    }
    uses ns3cmn3gpp:XLThptGrp;
  }
  list dLThptPerUE {
    description "This attribute defines data rate supported by the
    network slice per UE, refer NG.116.";
    key idx;
    max-elements 1;
    leaf idx {
      description "Synthetic index for the element.";
      type uint32;
    }
    uses ns3cmn3gpp:XLThptGrp;
  }
  list uLThptPerSliceSubnet {
    description "This attribute defines achievable data rate of the
    network slice subnet in uplink that is available ubiquitously
    across the coverage area of the slice";
    key idx;
  }
}

```

```

max-elements 1;
leaf idx {
  description "Synthetic index for the element.";
  type uint32;
}
uses ns3cmn3gpp:XLThptGrp;
}
list uLThptPerUE {
  description "This attribute defines data rate supported by the
  network slice per UE, refer NG.116";
  key idx;
  max-elements 1;
  leaf idx {
    description "Synthetic index for the element.";
    type uint32;
  }
  uses ns3cmn3gpp:XLThptGrp;
}
list maxPktSize {
  config false;
  key idx;
  max-elements 1;
  leaf idx {
    description "Synthetic index for the element.";
    type uint32;
  }
  description "This parameter specifies the maximum packet size
  supported by the network slice";
  list servAttrCom {
    description "This list represents the common properties of service
    requirement related attributes.";
    reference "GSMA NG.116 corresponding to Attribute categories,
    tagging and exposure";
    key idx;
    max-elements 1;
    leaf idx {
      description "Synthetic index for the element.";
      type uint32;
    }
    uses ns3cmn3gpp:ServAttrComGrp;
  }
  leaf maxSize {
    //Stage2 issue: Not defined in 28.541, guessing integer bytes
    type uint32;
    units bytes;
  }
}
list maxNumberOfPDUSessions {
  description "Represents the maximum number of
  concurrent PDU sessions supported by the network slice";
  config false;
  key idx;
  max-elements 1;
  leaf idx {
    description "Synthetic index for the element.";
    type uint32;
  }
  list servAttrCom {
    description "This list represents the common properties of service
    requirement related attributes.";
    reference "GSMA NG.116 corresponding to Attribute categories,
    tagging and exposure";
    key idx;
    max-elements 1;
    leaf idx {
      description "Synthetic index for the element.";
      type uint32;
    }
    uses ns3cmn3gpp:ServAttrComGrp;
  }
  leaf nOfPDUSessions {
    //Stage2 issue: Not defined in 28.541, guessing integer
    type uint32;
  }
}
leaf sliceSimultaneousUse {
  description "This attribute describes whether a network slice
  can be simultaneously used by a device together with other

```

```

    network slices and if so, with which other classes of network slices.";
    type SliceSimultaneousUse-enum;
}
list delayTolerance {
    description "An attribute specifies the properties of service delivery
        flexibility, especially for the vertical services that are not
        chasing a high system performance.";
    reference "TS 22.104 clause 4.3";
    config false;
    key idx;
    max-elements 1;
    leaf idx {
        description "Synthetic index for the element.";
        type uint32;
    }
}
list servAttrCom {
    description "This list represents the common properties of service
        requirement related attributes.";
    reference "GSMA NG.116 corresponding to Attribute categories,
        tagging and exposure";
    key idx;
    max-elements 1;
    leaf idx {
        description "Synthetic index for the element.";
        type uint32;
    }
    uses ns3cmn3gpp:ServAttrComGrp;
}
leaf support {
    description "An attribute specifies whether or not the network
        slice supports service delivery flexibility, especially for the
        vertical services that are not chasing a high system performance.";
    type ns3cmn3gpp:Support-enum;
}
}
list coverageAreaTAList {
    description "A list of TrackingAreas where the NSI can be selected.";
    key idx; //no obvious leaf to use as a key
    leaf idx { type uint32; }
    //optional support
    min-elements 1;
    uses types3gpp:TaiGrp;
}
leaf resourceSharingLevel {
    description "Specifies whether the resources to be allocated to the
        network slice subnet instance may be shared with another network
        slice subnet instance(s).";
    //optional support
    type types3gpp:ResourceSharingLevel;
}
}

list deterministicComm {
    //Stage2 issue: deterministicComm is not defined in 28.541 chapter 6,
    //                but I guess determinComm is meant
    description "This list represents the properties of the deterministic
        communication for periodic user traffic. Periodic traffic refers to the
        type of traffic with periodic transmissions.";
    key idx;
    max-elements 1;
    leaf idx {
        description "Synthetic index for the element.";
        type uint32;
    }
}
list servAttrCom {
    description "This list represents the common properties of service
        requirement related attributes.";
    reference "GSMA NG.116 corresponding to Attribute categories,
        tagging and exposure";
    config false;
    key idx;
    max-elements 1;
    leaf idx {
        description "Synthetic index for the element.";
        type uint32;
    }
    uses ns3cmn3gpp:ServAttrComGrp;
}
}
leaf availability {

```

```

    //Stage2 issue: Defined differently in 28.541 chapter 6, but XML
    //      uses DeterminCommAvailability
    config false;
    type ns3cmn3gpp:DeterminCommAvailability;
  }
  leaf periodicityList {
    //Stage2 issue: Not defined in 28.541 chapter 6. XML and YAML
    //      says "string".
    type string;
  }
}
}

grouping PositioningRANSubnetGrp {
  description "Represents positioning support in RAN domain";
  leaf-list availability {
    type enumeration {
      enum CIDE_CID ;
      enum OTDOA;
      enum RF_FINGERPRINTING;
      enum AECID;
      enum HYBRID_POSITIONING;
      enum NET_RTK;
    }
    config false;
    description "Specifies if this attribute is provided by the RAN domain
of the network slice and contains a list of positioning methods
provided by the RAN domain. If the list is empty this attribute is
not available in the RAN domain and the other parameters might be
ignored, see NG.116. Values allowed: are
CIDE-CID (LTE and NR), OTDOA (LTE and NR), RF fingerprinting, AECID,
Hybrid positioning, NET-RTK.";
  }
  leaf predictionfrequency {
    type enumeration {
      enum PERSEC;
      enum PERMIN;
      enum PERHOUR;
    }
    mandatory true;
    description "Specifies how often location information is provided.
This parameter simply defines how often the customer is allowed to
request location information. This is not related to the time it
takes to determine the location, which is a characteristic of the
positioning method.
If leaf-list availability is empty, the value has no meaning.";
    reference "NG.116";
  }
  leaf accuracy {
    type decimal64 {
      fraction-digits 2;
    }
    units meter;
    mandatory true;
    description "Specifies the accuracy of the location information.
Accuracy depends on the respective positioning solution applied in the
RAN domain of the network slice.";
    reference "NG.116";
  }
}

grouping RANsliceSubnetProfileGrp {
  description "Represents the RANsliceSubnetProfile datatype";
  leaf latency {
    description "The packet transmission latency (milliseconds) through
the RAN, CN, and TN part of 5G network, used to evaluate
utilization performance of the end-to-end network slice instance.";
    reference "3GPP TS 28.554 clause 6.3.1";
    //optional support
    mandatory true;
    type uint16;
    units milliseconds;
  }
  leaf maxNumberOfUEs {
    description "Specifies the maximum number of UEs may simultaneously
access the network slice instance.";
    //optional support
    mandatory true;
  }
}

```

```
    type uint64;
  }
  list dLThptPerSliceSubnet {
    description "This attribute defines achievable data rate of the
      network slice subnet in downlink that is available ubiquitously
      across the coverage area of the slice";
    key idx;
    max-elements 1;
    leaf idx {
      description "Synthetic index for the element.";
      type uint32;
    }
    uses ns3cmn3gpp:XLThptGrp;
  }
  list dLThptPerUE {
    description "This attribute defines data rate supported by the
      network slice per UE, refer NG.116.";
    key idx;
    max-elements 1;
    leaf idx {
      description "Synthetic index for the element.";
      type uint32;
    }
    uses ns3cmn3gpp:XLThptGrp;
  }
}
list uLThptPerSliceSubnet {
  description "This attribute defines achievable data rate of the
    network slice subnet in uplink that is available ubiquitously
    across the coverage area of the slice";
  key idx;
  max-elements 1;
  leaf idx {
    description "Synthetic index for the element.";
    type uint32;
  }
  uses ns3cmn3gpp:XLThptGrp;
}
list uLThptPerUE {
  description "This attribute defines data rate supported by the
    network slice per UE, refer NG.116";
  key idx;
  max-elements 1;
  leaf idx {
    description "Synthetic index for the element.";
    type uint32;
  }
  uses ns3cmn3gpp:XLThptGrp;
}
list maxPktSize {
  config false;
  key idx;
  max-elements 1;
  leaf idx {
    description "Synthetic index for the element.";
    type uint32;
  }
  description "This parameter specifies the maximum packet size
    supported by the network slice";
  list servAttrCom {
    description "This list represents the common properties of service
      requirement related attributes.";
    reference "GSMA NG.116 corresponding to Attribute categories,
      tagging and exposure";
    key idx;
    max-elements 1;
    leaf idx {
      description "Synthetic index for the element.";
      type uint32;
    }
  }
  uses ns3cmn3gpp:ServAttrComGrp;
}
leaf maxSize {
  //Stage2 issue: Not defined in 28.541, guessing integer bytes
  type uint32;
  units bytes;
}
}
list delayTolerance {
```

```
description "An attribute specifies the properties of service delivery
flexibility, especially for the vertical services that are not
chasing a high system performance.";
reference "TS 22.104 clause 4.3";
config false;
key idx;
max-elements 1;
leaf idx {
  description "Synthetic index for the element.";
  type uint32;
}
list servAttrCom {
  description "This list represents the common properties of service
requirement related attributes.";
  reference "GSMA NG.116 corresponding to Attribute categories,
tagging and exposure";
  key idx;
  max-elements 1;
  leaf idx {
    description "Synthetic index for the element.";
    type uint32;
  }
  uses ns3cmm3gpp:ServAttrComGrp;
}
leaf support {
  description "An attribute specifies whether or not the network
slice supports service delivery flexibility, especially for the
vertical services that are not chasing a high system performance.";
  type ns3cmm3gpp:Support-enum;
}
}
leaf sliceSimultaneousUse {
  description "This attribute describes whether a network slice
can be simultaneously used by a device together with other
network slices and if so, with which other classes of network slices.";
  type SliceSimultaneousUse-enum;
}
}
list termDensity {
  description "An attribute specifies the overall user density over
the coverage area of the network slice";
  config false;
  key idx;
  max-elements 1;
  leaf idx {
    description "Synthetic index for the element.";
    type uint32;
  }
  list servAttrCom {
    description "This list represents the common properties of service
requirement related attributes.";
    reference "GSMA NG.116 corresponding to Attribute categories,
tagging and exposure";
    key idx;
    max-elements 1;
    leaf idx {
      description "Synthetic index for the element.";
      type uint32;
    }
    uses ns3cmm3gpp:ServAttrComGrp;
  }
  leaf density {
    type uint32;
    units users/km2;
  }
}
}
leaf activityFactor {
  //Stage2 issue: This is modeled as writable/config true in 28.542,
  // but that does not appear to match the description
  description "An attribute specifies the percentage value of the
amount of simultaneous active UEs to the total number of UEs where
active means the UEs are exchanging data with the network";
  reference "TS 22.261 Table 7.1-1";
  type decimal64 {
    fraction-digits 1;
  }
}
}
list coverageAreaTAList {
  description "A list of TrackingAreas where the NSI can be selected.";
```

```

    key idx; //no obvious leaf to use as a key
    leaf idx { type uint32; }
    //optional support
    min-elements 1;
    uses types3gpp:TaiGrp;
}
leaf uEMobilityLevel {
    description "The mobility level of UE accessing the network slice
        instance.";
    //optional support
    type types3gpp:UeMobilityLevel;
}

leaf resourceSharingLevel {
    description "Specifies whether the resources to be allocated to the
        network slice subnet instance may be shared with another network
        slice subnet instance(s).";
    //optional support
    type types3gpp:ResourceSharingLevel;
}
leaf uESpeed {
    //Stage2 issue: This is modeled as writable/config true in 28.542,
    //                but that does not appear to match the description
    description "An attribute specifies the maximum speed (in km/hour)
        supported by the network slice at which a defined QoS can be
        achieved";
    type uint32;
    units km/h;
}
leaf reliability {
    description "An attribute specifies in the context of network layer
        packet transmissions, percentage value of the amount of sent
        network layer packets successfully delivered to a given system
        entity within the time constraint required by the targeted service,
        divided by the total number of sent network layer packets.";
    reference "TS 22.261, TS 22.104";
    type string;
}
leaf serviceType {
    description "An attribute specifies the standardized network slice type.
        allowedValues: eMBB, URLLC, MIIoT, V2X.";
    type ServiceType-enum;
}
list deterministicComm {
    //Stage2 issue: deterministicComm is not defined in 28.541 chapter 6,
    //                but I guess determinComm is meant
    description "This list represents the properties of the deterministic
        communication for periodic user traffic. Periodic traffic refers to the
        type of traffic with periodic transmissions.";
    key idx;
    max-elements 1;
    leaf idx {
        description "Synthetic index for the element.";
        type uint32;
    }
    list servAttrCom {
        description "This list represents the common properties of service
            requirement related attributes.";
        reference "GSMA NG.116 corresponding to Attribute categories,
            tagging and exposure";
        config false;
        key idx;
        max-elements 1;
        leaf idx {
            description "Synthetic index for the element.";
            type uint32;
        }
        uses ns3cmn3gpp:ServAttrComGrp;
    }
}
leaf availability {
    //Stage2 issue: Defined differently in 28.541 chapter 6, but XML
    //                uses DeterminCommAvailability
    config false;
    type ns3cmn3gpp:DeterminCommAvailability;
}
leaf periodicityList {
    //Stage2 issue: Not defined in 28.541 chapter 6. XML and YAML
    //                says "string".

```

```

    type string;
  }
}
leaf survivalTime {
  description "An attribute specifies the time that an application
  consuming a communication service may continue without an
  anticipated message.";
  reference "TS 22.104 clause 5";
  type string;
}
list positioning {
  min-elements 1;
  max-elements 1;
  description "Specifies whether the RAN domain of the network slice
  provides geo-localization methods or supporting methods.";
  reference "Clause 3.4.20 of NG.116 [50].";
  uses PositioningRANSubnetGrp;
}
}
grouping SliceProfileGrp {
  leaf sliceProfileId {
    description "A unique identifier of the property of network slice
    subnet related requirement should be supported by the network
    slice subnet instance.";
    type types3gpp:DistinguishedName;
  }
  list sNSSAIIList {
    description "List of S-NSSAIs the managed object is capable of
    supporting. (Single Network Slice Selection Assistance Information)
    An S-NSSAI has an SST (Slice/Service type) and an optional SD
    (Slice Differentiator) field.";
    key idx;
    unique "sst sd";
    leaf idx {
      description "Synthetic index for the element.";
      type uint32;
    }
    uses types5g3gpp:SNssai;
  }
  list pLMNIdList {
    description "List of at most six entries of PLMN Identifiers, but at
    least one (the primary PLMN Id). The PLMN Identifier is composed
    of a Mobile Country Code (MCC) and a Mobile Network Code (MNC).";
    min-elements 1;
    max-elements 6;
    key "mcc mnc";
    ordered-by user;
    uses types3gpp:PLMNId;
  }
  leaf maxNumberOfUEs {
    description "Specifies the maximum number of UEs may simultaneously
    access the network slice instance.";
    //optional support
    mandatory true;
    type uint64;
  }
  list coverageAreaTAList {
    description "A list of TrackingAreas where the NSI can be selected.";
    key idx; //no obvious leaf to use as a key
    leaf idx { type uint32; }
    //optional support
    min-elements 1;
    uses types3gpp:TaiGrp;
  }
  leaf latency {
    description "The packet transmission latency (milliseconds) through
    the RAN, CN, and TN part of 5G network, used to evaluate
    utilization performance of the end-to-end network slice instance.";
    reference "3GPP TS 28.554 clause 6.3.1";
    //optional support
    mandatory true;
    type uint16;
  }
}

```



```

    units milliseconds;
  }

  leaf uEMobilityLevel {
    description "The mobility level of UE accessing the network slice
      instance.";
    //optional support
    type types3gpp:UeMobilityLevel;
  }

  leaf resourceSharingLevel {
    description "Specifies whether the resources to be allocated to the
      network slice subnet instance may be shared with another network
      slice subnet instance(s).";
    //optional support
    type types3gpp:ResourceSharingLevel;
  }
  list CNSliceSubnetProfile {
    description " This represents the requirements for the top slice associated with the
      network slice. ";
    key idx;
    max-elements 1;
    leaf idx {
      description "Synthetic index for the element.";
      type uint32;
    }
    uses TopSliceSubnetProfileGrp;
  }
  list RANSliceSubnetProfile {
    description " This represents the requirements for the top slice associated with the
      network slice. ";
    key idx;
    max-elements 1;
    leaf idx {
      description "Synthetic index for the element.";
      type uint32;
    }
    uses TopSliceSubnetProfileGrp;
  }
  list TopSliceSubnetProfile {
    description " This represents the requirements for the top slice associated with the
      network slice. ";
    key idx;
    max-elements 1;
    leaf idx {
      description "Synthetic index for the element.";
      type uint32;
    }
    uses TopSliceSubnetProfileGrp;
  }
}
}
<CODE ENDS>

```

N.2.6 module _3gpp-ns-nrm-common.yang

```

<CODE BEGINS>
module _3gpp-ns-nrm-common {
  yang-version 1.1;
  namespace urn:3gpp:sa5:_3gpp-ns-nrm-common;
  prefix ns3cmn3gpp;

  // import _3gpp-common-subnetwork { prefix subnet3gpp; }
  // import _3gpp-common-yang-types { prefix types3gpp; }
  // import _3gpp-common-top { prefix top3gpp; }

  organization "3GPP SA5";
  contact
    "https://www.3gpp.org/DynaReport/TSG-WG--S5--officials.htm?Itemid=464";
  description "Common network slice definitions
    Copyright 2023, 3GPP Organizational Partners (ARIB, ATIS, CCSA, ETSI, TSDSI,
    TTA, TTC). All rights reserved.";
  reference "3GPP TS 28.541
    Management and orchestration;
    5G Network Resource Model (NRM);
    Information model definitions for network slice NRM (chapter 6)

```

```

";
revision 2023-09-17 { reference CR-1042 ; }
revision 2021-07-16 { reference CR-0566 ; }
revision 2021-05-17 {
  description "Introduction of Common Data types";
  reference "CR-0485";
}
grouping XLThptGrp {
  list servAttrCom {
    description "This list represents the common properties of service
      requirement related attributes.";
    reference "GSMA NG.116 corresponding to Attribute categories,
      tagging and exposure";
    config false;
    key idx;
    max-elements 1;
    leaf idx {
      description "Synthetic index for the element.";
      type uint32;
    }
    uses ServAttrComGrp;
  }
  leaf guaThpt {
    description "This attribute describes the guaranteed data rate.";
    type uint64;
    units kbits/s;
  }
  leaf maxThpt {
    description "This attribute describes the maximum data rate.";
    type uint64;
    units kbits/s;
  }
}
typedef Tagging-enum {
  type enumeration {
    enum performance;
    enum function;
    enum operation;
  }
}
typedef Exposure-enum {
  type enumeration {
    enum API;
    enum KPI;
  }
}
typedef Category-enum {
  type enumeration {
    enum character;
    enum scalability;
  }
}
typedef Support-enum {
  type enumeration {
    enum NOT_SUPPORTED;
    enum SUPPORTED;
  }
}
grouping ServAttrComGrp {
  leaf category {
    description "This attribute specifies the category of a service
      requirement/attribute of GST";
    type Category-enum;
    config false;
  }
  leaf-list tagging {
    description "This attribute specifies the tagging of a service
      requirement/attribute of GST in character category";
    when "../category = 'character'";
    type Tagging-enum;
    config false;
  }
  leaf exposure {
    description "This attribute specifies exposure mode of a service
      requirement/attribute of GST";
    type Exposure-enum;
    config false;
  }
}

```

```
    }  
  }  
  typedef DeterminCommAvailability {  
    type Support-enum;  
  }  
}  
<CODE ENDS>
```

Annex O (informative): Mapping between GSMA GST and ServiceProfile

Table L.3-1 shows the mapping from the GSMA GST, see reference [50] to the ServiceProfile which can be found in clause 6.3.3 of this document.

Table L.3.1: Mapping between GSMA GST and ServiceProfile

GSMA GST attribute name [50]	GST reference location [50]	ServiceProfile attribute	Clause number (see NOTE)
Availability	3.4.1	availability	6.4.1
Area of service	3.4.2	coverageArea	6.4.1
Delay tolerance	3.4.3	delayTolerance	6.4.1 and 6.3.7
Deterministic communication	3.4.4	dLDeterministicComm	6.4.1 and 6.3.8
Deterministic communication	3.4.4	uLDeterministicComm	6.4.1 and 6.3.8
Maximum supported packet size	3.4.11	dLMaxPktSize	6.4.1 and 6.3.11
Maximum supported packet size	3.4.11	uLMaxPktSize	6.4.1 and 6.3.12
Downlink throughput per network slice	3.4.5	dLThptPerSlice	6.4.1 and 6.3.9
Uplink throughput per network slice	3.4.31	uLThptPerSlice	6.4.1 and 6.3.9
Downlink maximum throughput per UE	3.4.6	dLThptPerUE	6.4.1 and 6.3.9
Uplink maximum throughput per UE	3.4.32	uLThptPerUE	6.4.1 and 6.3.9
Energy efficiency	3.4.7	energyEfficiency	6.4.1 and 6.3.30
Performance monitoring	3.4.18	kPIMonitoring	6.4.1 and 6.3.14
Maximum number of PDU sessions	3.4.16	maxNumberOfPDUSessions	6.4.1 and 6.3.12
Maximum number of UEs	3.4.17	maxNumberOfUEs	6.4.1 and 6.3.38
NB-IoT support	3.4.14	nBIoT	6.4.1 and 6.3.20
Positioning support	3.4.20	positioning	6.4.1 and 6.3.26
Radiospectrum	3.4.21	radioSpectrum	6.4.1 and 6.3.31
Simultaneous use of the network slice	3.4.25	sliceSimultaneousUse	6.4.1
Synchronicity	3.4.29	synchronicity	6.4.1 and 6.3.27
UE density	3.4.30	termDensity	6.4.1 and 6.3.17
Supported device velocity	3.4.28	uESpeed	6.4.1
User management openness	3.4.33	userMgmtOpen	6.4.1 and 6.3.15
V2X communication mode	3.4.35	v2XCommModels	6.4.1 and 6.3.16
Network Slice Specific Authentication and Authorization (NSSAA) Required	3.4.37	nssaaSupport	6.4.1 and 6.3.34
Multimedia Priority Service	3.4.38	NA	NA
Supported data network	3.4.39	NA	NA
Slice quality of service	3.4.26	NA	NA
Performance prediction	3.4.19	NA	NA
User data access	3.4.34	NA	NA
Isolation level	3.4.9	NA	NA
Group communication support	3.4.8	NA	NA

Latency from (last) UPF to Application Server	3.4.36	NA	NA
Mission critical support	3.4.12	NA	NA
MMTel support	3.4.13	NA	NA
Network function owned by Network Slice Customer	3.4.15	NA	NA
Monitoring and analytics	3.4.23	NA	NA
Session and Service Continuity support	3.4.24	NA	NA
Support for non-IP traffic	3.4.27	NA	NA
NOTE: The attribute definitions can be found in clause 6.4, there where the attribute is defined by a custom data type the clause for the data type definition is also mentioned.			

Annex P (informative): Change history

Change history							
Date	Meeting	TDoc	CR	Rev	C at	Subject/Comment	New version
2018-09	SA#81					Upgrade to change control version	15.0.0
2018-09	SA#81					EdiHelp review	15.0.1
2018-12	SA#82	SP-181046	0001	1	F	Fix issues raised by EditHelp	15.1.0
2018-12	SA#82	SP-181046	0002	2	F	Update NR Stage 2 definition to align with TS 37.340 for MR-DC	15.1.0
2018-12	SA#82	SP-181046	0003	1	F	Update NRM Stage 2 defintion to align with TS 23.501 for 5G architecture	15.1.0
2018-12	SA#82	SP-181046	0005	1	F	Update Stage 3 XML definition of NR to align with Stage 2 content	15.1.0
2018-12	SA#82	SP-181046	0006	1	F	Update Stage 3 JSON definition of NR to align with Stage 2 content	15.1.0
2018-12	SA#82	SP-181046	0007	1	F	Update Stage 3 YANG definition of NR to align with Stage 2 content	15.1.0
2018-12	SA#82	SP-181046	0008	1	F	Update Stage 3 XML definition of 5GC to align with Stage 2 content	15.1.0
2018-12	SA#82	SP-181046	0009	1	F	Update Stage 3 JSON definition of 5GC to align with Stage 2 content	15.1.0
2018-12	SA#82	SP-181046	0011	1	F	Update stage 3 XML definition of NS to align with Stage 2 content	15.1.0
2018-12	SA#82	SP-181046	0012	1	F	Update Stage 3 JSON definition of NS to align with Stage 2 content	15.1.0
2018-12	SA#82	SP-181046	0013	1	F	Update stage 3 YANG definition of NS to align with Stage 2 content	15.1.0
2018-12	SA#82	SP-181046	0014	1	F	Correct the term sNSSAList and nRTAclList	15.1.0
2018-12	SA#82	SP-181046	0015	1	F	Update the inheritance hierarchy figure for NR NRM to include BWP IOC and NRSectorCarrier IOC	15.1.0
2018-12	SA#82	SP-181046	0016	1	F	Change the term nCGI to nCI	15.1.0
2018-12	SA#82	SP-181046	0019	1	F	Align properties of cell state	15.1.0
2018-12	SA#82	SP-181046	0021	1	F	Add missing attribute definition and condition	15.1.0
2018-12	SA#82	SP-181047	0022	1	F	Add missing detail definition for attribute	15.1.0
2018-12	SA#82	SP-181047	0023	1	F	Adding missing attribute, and correction of reference	15.1.0
2018-12	SA#82	SP-181043	0025	-	F	Remove NSSF from the abbreviations	15.1.0
2018-12	SA#82	SP-181046	0027	-	F	Replace symbol for network slice state management	15.1.0
2018-12	SA#82	SP-181046	0031	1	F	Remove the ExternalENBFunction definition	15.1.0
2018-12	SA#82	SP-181046	0033	1	F	Align the management of external function and cell with TS 28.658	15.1.0
2018-12	SA#82	SP-181156	0034	1	F	Update NR NRM with Cell Relation	15.1.0
2018-12	SA#82	SP-181156	0038	3	F	RRM Policy enhancements	15.1.0
2018-12	SA#82	SP-181156	0039	1	F	Fix containment issue in YANG definition	15.1.0
2018-12	SA#82	SP-181156	0040	-	F	Implement minor corrections	15.1.0
2018-12	SA#82	SP-181042	0041	-	F	Update Stage 3 NRM for RRM Policy enhancements	15.1.0
2019-03	SA#83	SP-190121	0043	1	F	Align NR attributes definition related to SSB with corresponding NG-RAN IE definition	15.2.0
2019-03	SA#83	SP-190121	0044	1	F	Correct the use of nCI and PLMN	15.2.0
2019-03	SA#83	SP-190121	0045	-	F	Remove duplicate definition for ExternalNRCellCU	15.2.0
2019-03	SA#83	SP-190121	0046	2	F	Correct class diagram for view on external entities	15.2.0
2019-03	SA#83	SP-190121	0047	1	F	Correct the definition for resourceSharingLevel	15.2.0
2019-03	SA#83	SP-190121	0048	1	F	Correction of references	15.2.0
2019-03	SA#83	SP-190121	0052	1	F	Align the term mFIdList and constituentNSSIIdList	15.2.0
2019-03	SA#83	SP-190121	0053	1	F	Correct the definition of nSSIId	15.2.0
2019-03	SA#83	SP-190121	0054	1	F	Add missing attribute constraint for class definition of NSSFFunction	15.2.0
2019-03	SA#83	SP-190121	0055	1	F	Correct attribute constraints for RRMpolicy related attributes in NRCellCU	15.2.0
2019-03	SA#83	SP-190121	0057	-	F	Correct cardinality of End Point (EP) to target	15.2.0
2019-03	SA#83	SP-190121	0058	0	F	Correct Import table	15.2.0
2019-03	SA#83	SP-190121	0059	-	F	Remove ExternalNRCellCU.pLMNIdList	15.2.0
2019-03	SA#83	SP-190121	0060	-	F	Use 'bS' (not 'bs') to prefix all BS (base station) attributes	15.2.0
2019-03	SA#83	SP-190121	0061	1	F	Correction of State attributes descriptions	15.2.0
2019-03	SA#83	SP-190121	0062	-	F	Update 5G JSON Solution Set to align with generic NRM	15.2.0
2019-03	SA#83	SP-190121	0063	1	F	Update YANG Solution Set to align with Stage 2 definition	15.2.0
2019-03	SA#83	SP-190121	0064	1	F	Update Information Service to fix Network Slice modeling issue	15.2.0
2019-03	SA#83	SP-190121	0065	1	F	Update Solution Set to fix Network Slice modeling issue	15.2.0

2019-03	SA#83	SP-190121	0066	1	F	Add availability in service profile of network slice resource model	15.2.0
2019-03	SA#83	SP-190121	0068	1	F	Add sST attribute to ServiceProfile	15.2.0
2019-03	SA#83	SP-190121	0069	1	F	Update to sST attribute stage 3	15.2.0
2019-03	SA#83	SP-190149	0073	2	F	Replace CoverageAreaTAList type definition	16.0.0
2019-03	SA#83	SP-190149	0074	1	F	Name datatypes SliceProfile and ServiceProfile	16.0.0
2019-03	SA#83	SP-190149	0075	1	F	Add datatype definition for S-NSSAI	16.0.0
2019-03	SA#83	SP-190149	0076	1	F	Remove incomplete description for TAC	16.0.0
2019-03	SA#83	SP-190149	0079	1	F	Name datatype RRMPolicyRatio2	16.0.0
2019-06	SA#84	SP-190374	0083	-	A	Remove attribute availabilityStatus in NRCellDU IOC	16.1.0
2019-06	SA#84	SP-190373	0085	1	F	Correct the definition for nsInfo	16.1.0
2019-06	SA#84	SP-190374	0088	1	A	Update Information Service of NR to fix unclear Note issue	16.1.0
2019-06	SA#84	SP-190373	0096	2	A	Correct the use of plmnIdList	16.1.0
2019-06	SA#84	SP-190373	0098	1	F	Add missing clauses to RRMPolicyRatio2 data type	16.1.0
2019-06	SA#84	SP-190373	0099	1	F	Update RRMPolicyRatio2 data type name in stage 3	16.1.0
2019-06	SA#84	SP-190373	0102	-	F	Fix the implementation errors	16.1.0
2019-09	SA#85	SP-190745	0089	2	B	Update 5GC Information Service to align with Managed Service Definition	16.2.0
2019-09	SA#85	SP-190743	0107	1	A	Correct description for NR deployment scenario	16.2.0
2019-09	SA#85	SP-190743	0109	1	A	Correct NR NRM model to be applicable for all NG-RAN architecture	16.2.0
2019-09	SA#85	SP-190745	0114	1	C	Support NF Profile management	16.2.0
2019-09	SA#85	SP-190743	0121	1	A	Clarification of sNSSAIIList attribute	16.2.0
2019-09	SA#85	SP-190744	0123	-	A	Remove pLMNId from GNBDFunction	16.2.0
2019-09	SA#85	SP-190743	0126	2	A	Update class definition with inheritance information	16.2.0
2019-09	SA#85	SP-190743	0128	1	A	Correct description of NRCellICU and NRCellDU to be applicable for all deployment scenarios	16.2.0
2019-09	SA#85	SP-190743	0130	-	A	Correct XML solution set for NR	16.2.0
2019-09	SA#85	SP-190743	0132	-	A	Correct XML solution set for Network slice	16.2.0
2019-09	SA#85	SP-190750	0133	1	F	Clarification on slice model	16.2.0
2019-09	SA#85	SP-190743	0142	1	A	Add YANG mount info	16.2.0
2019-09	SA#85	SP-190743	0143	-	A	Add YANG solution	16.2.0
2019-09	SA#85	SP-190745	0149	1	F	generate JSON definition for 5GC NRM based on new style guideline	16.2.0
2019-09	SA#85	SP-190744	0150	1	A	Fix NR NRM to add missed ID info	16.2.0
2019-09	SA#85	SP-190744	0152	-	F	XML Solution Set for 5GC	16.2.0
2019-09	SA#85	SP-190744	0154	-	A	Correct ETSI NFV reference	16.2.0
2019-09	SA#85	SP-190744	0157	1	A	generate JSON definition for Slice NRM based on new style guideline	16.2.0
2019-09	SA#85	SP-190744	0158	1	A	generate JSON definition for NR NRM based on new style guideline	16.2.0
2019-12	SA#86	SP-191159	0146	3	F	To syn up with v1540 stage 2	16.3.0
2019-12	SA#86	SP-191173	0156	2	A	Correct Import table	16.3.0
2019-12	SA#86	SP-191166	0161	1	C	Extensions to PCF and UPF IOCs for support of TSC (Time Sensitive Communication)	16.3.0
2019-12	SA#86	SP-191166	0166	1	F	Correct XML solution set for NR	16.3.0
2019-12	SA#86	SP-191166	0167	1	F	Correct Network slice NRM	16.3.0
2019-12	SA#86	SP-191173	0168	2	A	Correct NR TAC attribute property	16.3.0
2019-12	SA#86	SP-191173	0170	-	A	Correction of the duplicated IOC NSSFFunction in daigram	16.3.0
2019-12	SA#86	SP-191173	0172	-	A	Correction of the wrong IOC names in transport view diagram-- -Not implemented, wrong baseline (MCC)	16.3.0
2019-12	SA#86	SP-191166	0175	2	F	XML Solution Set for 5GC	16.3.0
2019-12	SA#86	SP-191170	0177	3	C	Update on slice NRM	16.3.0
2019-12	SA#86	SP-191170	0178	2	B	Add relation of GST and profiles	16.3.0
2019-12	SA#86	SP-191166	0180	3	F	Update SEPP Stage 2 definition in 5GC NRM	16.3.0
2019-12	SA#86	SP-191166	0182	1	C	Add NEF Stage 2 definition in 5GC NRM	16.3.0
2019-12	SA#86	SP-191166	0184	1	C	Add SCP Stage 2 definition in 5GC NRM	16.3.0
2019-12	SA#86	SP-191166	0185	-	C	Add Stage 3 definitions of 5GC NRM to align with stage 2	16.3.0
2019-12	SA#86	SP-191166	0186	1	C	Support communication model in 5GC NF - Stage 2	16.3.0
2019-12	SA#86	SP-191166	0192	1	F	Fix merging errors of the specification	16.3.0
2019-12	SA#86	SP-191166	0195	-	C	Add State Handling diagram for NF service	16.3.0
2019-12	SA#86	SP-191166	0197	-	B	Updates to YANG SS	16.3.0
2019-12	SA#86	SP-191170	0198	1	C	Update XML definitions of ServiceProfile NRM	16.3.0
2019-12	SA#86	SP-191170	0199	2	C	Update JSON definitions of ServiceProfile NRM	16.3.0
2019-12	SA#86	SP-191166	0200	1	C	Add managedNFProfile definition for ngc NRM - stage3	16.3.0
2019-12	SA#86	SP-191166	0202	2	B	Add the RIM monitoring parameters for remote interference management	16.3.0
2019-12	SA#86	SP-191166	0212	2	F	Correct Network slice NRM	16.3.0
2019-12	SA#86	SP-191166	0213	-	F	Update SEPP Stage 3 definition in 5GC NRM	16.3.0
2019-12	SA#86	SP-191180	0222	2	B	Management of NR ANR, Stage 2	16.3.0
2019-12	SA#86	SP-191180	0223	-	B	Management of NR ANR, Stage 3	16.3.0

2019-12	SA#86	SP-191173	0226	1	A	Add Stages 2 NRM Info Model definitions for beam managed object classes	16.3.0
2019-12	SA#86	SP-191173	0227	-	A	Add Stages 2 NRM Info Model definitions for beam managed object classes	16.3.0
2020-03	SA#87E	SP-200169	0163	4	F	Correct the parameter sNSSAList	16.4.0
2020-03	SA#87E	SP-200169	0179	3	C	Update of RRM Policy	16.4.0
2020-03	SA#87E	SP-200169	0235	-	F	Correction of reference	16.4.0
2020-03	SA#87E	SP-200169	0239	1	F	Update the NR NRM to align with NG-RAN overview architecture	16.4.0
2020-03	SA#87E	SP-200169	0241	-	F	Some correction on the NR NRM	16.4.0
2020-03	SA#87E	SP-200169	0242	-	F	Fix merging errors of the specification	16.4.0
2020-03	SA#87E	SP-200169	0243	1	F	Update NRM attribute definitions	16.4.0
2020-03	SA#87E	SP-200233	0245	2	B	Add the RIM parameters for remote interference management	16.4.0
2020-03	SA#87E	SP-200234	0248	1	F	Update on slice NRM and solution sets	16.4.0
2020-03	SA#87E	SP-200234	0250	1	F	Update of GNBCUUPFunction NRM	16.4.0
2020-03	SA#87E	SP-200232	0253	2	B	Add Stage 3 NRM Info Model definitions for RRMPolicy and PLMNInfo related CRs	16.4.0
2020-03	SA#87E	SP-200178	0254	1	F	Correct CR implementation errors	16.4.0
2020-03	SA#87E	SP-200235	0255	1	F	Add OpenAPI definitions required by the ProvMnS	16.4.0
2020-03	SA#87E	SP-200169	0258	-	F	Correct errors in yang solution set	16.4.0
2020-03	SA#87E					Correction of implementation errors	16.4.1
2020-06	SA#88-e	SP-200489	0259	1	F	Update on the RRMpolicyRatio	16.5.0
2020-06	SA#88-e	SP-200493	0260	-	F	Replace DN with better identifier for whitelists and blacklists management	16.5.0
2020-06	SA#88-e	SP-200603	0261	1	B	Add IOC for control of QoS monitoring per QoS flow per UE	16.5.0
2020-06	SA#88-e	SP-200604	0262	1	B	Add IOC for control of GTP-U path QoS monitoring	16.5.0
2020-06	SA#88-e	SP-200489	0263	1	F	Correction of reference	16.5.0
2020-06	SA#88-e	SP-200493	0268	-	B	ANR management for EN-DC architecture	16.5.0
2020-06	SA#88-e	SP-200484	0269	1	F	Clarification on network slice related identifiers	16.5.0
2020-06	SA#88-e	SP-200484	0270	-	F	Stage 3 update for clarification on network slice related identifiers	16.5.0
2020-06	SA#88-e	SP-200484	0274	1	F	Correct sNSSAI definition in XML solution set	16.5.0
2020-06	SA#88-e	SP-200484	0275	1	F	Clarify the NR NRM used for different deployment scenarios	16.5.0
2020-06	SA#88-e	SP-200484	0278	-	F	Add missing notification types to the definition of common notifications	16.5.0
2020-06	SA#88-e	SP-200491	0279	1	A	Update on NRCellIDU	16.5.0
2020-06	SA#88-e	SP-200491	0281	1	A	Update Clause 4.2.1.2 Inheritance UML diagram	16.5.0
2020-06	SA#88-e	SP-200490	0283	2	B	new NRM fragment to support RIM stage 2	16.5.0
2020-06	SA#88-e	SP-200490	0284	1	B	new NRM fragment to support RIM stage 3	16.5.0
2020-06	SA#88-e	SP-200489	0285	-	F	Update stage 3 on the RRMpolicyRatio	16.5.0
2020-06	SA#88-e	SP-200605	0286	2	B	Add IOC for configurable 5QIs	16.5.0
2020-06	SA#88-e	SP-200490	0287	1	B	Add IOC for 5QI to DSCP mapping	16.5.0
2020-06	SA#88-e	SP-200493	0289	-	B	Stage3 add the NRM fragment for SON management	16.5.0
2020-06	SA#88-e	SP-200493	0290	-	B	ANR management for EN-DC architecture	16.5.0
2020-06	SA#88-e	SP-200493	0291	1	B	Add the NRM fragment for SON management	16.5.0
2020-06	SA#88-e	SP-200490	0293	-	F	Add CommModelList NRM definition	16.5.0
2020-06	SA#88-e	SP-200490	0294	1	F	Update NRM attribute definitions	16.5.0
2020-06	SA#88-e	SP-200490	0295	1	F	Correct NRM definition in XML solution	16.5.0
2020-06	SA#88-e	SP-200485	0300	1	F	Clarification on the relation of GST, ServiceProfile and SliceProfile	16.5.0
2020-06	SA#88-e	SP-200496	0301	1	B	Add ES coverage relation in NRCellRelation	16.5.0
2020-06	SA#88-e	SP-200490	0302	-	F	Update the decription for RRMPolicy_ and resouceType	16.5.0
2020-06	SA#88-e	SP-200490	0303	-	F	Update definition for attribute localAddress in EP_RP IOC	16.5.0
2020-06	SA#88-e	SP-200486	0305	1	A	Correction of references	16.5.0
2020-06	SA#88-e	SP-200485	0306	1	F	add transport information and slice mapping on backhaul endpoints	16.5.0
2020-06	SA#88-e	SP-200485	0307	-	F	add transport information and slice mapping on backhaul endpoints stage 3	16.5.0
2020-06	SA#88-e	SP-200490	0312	1	F	Update SliceProfile attributes solution 1	16.5.0
2020-06	SA#88-e	SP-200490	0315	1	B	Add configuredMaxTxEIRP on NRSectorCarrier	16.5.0
2020-06	SA#88-e	SP-200490	0316	-	B	Stage 3 Add configuredMaxTxEIRP on NRSectorCarrier	16.5.0
2020-06	SA#88-e	SP-200490	0318	-	F	Update NRM YANG for 28.541	16.5.0
2020-06	SA#88-e	SP-200496	0319	-	B	Add ES coverage relation in NRCellRelation Stage 3	16.5.0
2020-06	SA#88-e	SP-200612	0320	1	F	Update openAPI for NRCellRelation and NRFreqRelation	16.5.0
2020-09	SA#89-e	SP-200729	0321	-	F	Correction of NRM YANG errors	16.6.0
2020-09	SA#89-e	SP-200729	0322	1	F	Correct on NR NRM	16.6.0
2020-09	SA#89-e	SP-200729	0323	-	F	Correct the openAPI definition for NR NRM	16.6.0
2020-09	SA#89-e	SP-200730	0325	-	A	Correct on frequency related IOC	16.6.0
2020-09	SA#89-e	SP-200729	0329	1	B	Add IOC for predefined PCC rules	16.6.0
2020-09	SA#89-e	SP-200729	0330	2	B	Add IOC for predefined PCC rules	16.6.0
2020-09	SA#89-e	SP-200729	0331	-	B	Enable PCF to support configurable 5QIs	16.6.0
2020-09	SA#89-e	SP-200729	0332	-	B	Add IOC for dynamic 5QIs - stage 2	16.6.0

2020-09	SA#89-e	SP-200729	0333	-	B	Add IOC for dynamic 5QIs - stage 3	16.6.0
2020-09	SA#89-e	SP-200729	0334	-	B	Add TCE mapping info in GNBCUCPFunction	16.6.0
2020-09	SA#89-e	SP-200729	0335	-	B	Add TCE mapping info in openAPI solution	16.6.0
2020-09	SA#89-e	SP-200729	0336	-	F	Add missing definitions for perfReq	16.6.0
2020-09	SA#89-e	SP-200754	0338	1	F	Delete supportedAccessTech to align with GST	16.6.0
2020-09	SA#89-e	SP-200724	0339	-	F	Correction on duplicated annex numbering	16.6.0
2020-09	SA#89-e	SP-200729	0345	-	F	Update NRM attribute definitions	16.6.0
2020-09	SA#89-e	SP-200749	0362	-	F	Deleting SupportedAccessTech - Stage 3 - XML	16.6.0
2020-09	SA#89-e	SP-200724	0368	1	F	Add relation between transport and application level endpoints	16.6.0
2020-09	SA#89-e	SP-200724	0369	-	F	Add relation between transport and application level endpoints stage 3	16.6.0
2020-09	SA#89-e	SP-200729	0370	1	F	Cleanup stage 2 editorial issue and stage 3 yaml error	16.6.0
2020-09	SA#89-e	SP-200749	0371	-	F	Add clarifying note to ServiceProfile	16.6.0
2020-09	SA#89-e	SP-200752	0337	-	B	Add the MLB support indicator in NRcellrelation	17.0.0
2020-09	SA#89-e	SP-200749	0341	1	F	Update maxNumberOfConns	17.0.0
2020-09	SA#89-e	SP-200749	0342	-	B	Add NB-IoT support in ServiceProfile	17.0.0
2020-09	SA#89-e	SP-200729	0366	1	B	Addition of attribute for network slice supporting maximum of data volume	17.0.0
2020-11						No technical changes. Cleanup of diverse issues in order to improve performance of the file: hidden XML, watermarks, etc..	17.0.1
2020-12	SA#90e	SP-201057	0380	-	A	Correct the definition for configurable5QI and dynamic5QI	17.1.0
2020-12	SA#90e	SP-201066	0382	1	F	Change RACH control attributes from beam to cell	17.1.0
2020-12	SA#90e	SP-201045	0384	1	A	Move Distributed RACH control IOC from CU to DU	17.1.0
2020-12	SA#90e	SP-201045	0386	2	A	Move Distributed PCI control IOC from DU to CU	17.1.0
2020-12	SA#90e	SP-201057	0388	-	A	Correction of cell neighbour relations related attributes in openAPI solution	17.1.0
2020-12	SA#90e	SP-201057	0393	-	A	Correction of NRM YANG errors	17.1.0
2020-12	SA#90e	SP-201057	0395	1	A	Correct Network slice NRM	17.1.0
2020-12	SA#90e	SP-201053	0399	1	A	Fix description related to service profile	17.1.0
2020-12	SA#90e	SP-201050	0405	-	A	Add containment relationship for network slice IOCs	17.1.0
2020-12	SA#90e	SP-201050	0406	-	F	Add containment relationship for network slice IOCs stage 3	17.1.0
2020-12	SA#90e	SP-201045	0407	-	F	Add subclause reference of MRO related attribute	17.1.0
2020-12	SA#90e	SP-201089	0410	1	A	Correction of NRM YANG errors	17.1.0
2020-12	SA#90e	SP-201089	0412	-	A	YANG improvements	17.1.0
2020-12	SA#90e	SP-201056	0414	-	A	Add serviceProfileId and sliceProfileId to stage 3 yaml	17.1.0
2020-12	SA#90e	SP-201089	0419	-	A	Update notifyThresholdCrossing to be a common notification.	17.1.0
2020-12	SA#90e	SP-201089	0421	-	A	pLMNInfoList faulty attribute definition	17.1.0
2020-12	SA#90e	SP-201089	0423	-	A	Fix containment relationship for EP_Transport IOC	17.1.0
2021-03	SA#91e	SP-210153	0432	1	A	Correction on Dynamic5QISet IOC based on LS reply from SA2	17.2.0
2021-03	SA#91e	SP-210154	0435	3	A	Correct the NF name in definition of EP_NgU	17.2.0
2021-03	SA#91e	SP-210153	0440	-	A	Add missing inheritance description information in the attribute definition for several IOCs	17.2.0
2021-03	SA#91e	SP-210153	0442	2	A	Correct multiplicity issue for several attributes of NR NRM	17.2.0
2021-03	SA#91e	SP-210146	0445	2	A	Fix containment relationship for EP_Transport IOC	17.2.0
2021-03	SA#91e	SP-210155	0457	-	C	Remove the XML Solution set	17.2.0
2021-03	SA#91e	SP-210144	0459	1	B	Update the information model definitions for network slice NRM	17.2.0
2021-03	SA#91e	SP-210143	0461	1	A	Update of the PCI and DESManagementFunction	17.2.0
2021-03	SA#91e	SP-210154	0467	1	A	Correction to NSI and NSSI state management	17.2.0
2021-03	SA#91e	SP-210155	0472	-	A	YANG compilation error and missing stage 2 corrections	17.2.0
2021-03	SA#91e	SP-210146	0474	-	A	Fix compilation and other errors	17.2.0
2021-03	SA#91e					Fixing CR implementation error in E.5.13	17.2.1
2021-06	SA#92e	SP-210407	0430	4	F	Correction of ServiceProfile attributes	17.3.0
2021-06	SA#92e	SP-210410	0479	1	B	Add positioning support in RANSliceSubnetProfile	17.3.0
2021-06	SA#92e	SP-210410	0480	1	B	OpenAPI of adding positioning support in RANSliceSubnetProfile	17.3.0
2021-06	SA#92e	SP-210410	0481	1	B	Add synchronicity support in RANSliceSubnetProfile	17.3.0
2021-06	SA#92e	SP-210410	0482	1	B	OpenAPI of adding synchronicity support in RANSliceSubnetProfile	17.3.0
2021-06	SA#92e	SP-210410	0485	1	C	perfReq mapping to domain specific attributes	17.3.0
2021-06	SA#92e	SP-210410	0486	1	B	Add reliability to CN SliceProfile	17.3.0
2021-06	SA#92e	SP-210401	0487	1	B	Enhancement of NRM definition for the NWDAF - Stage 2	17.3.0
2021-06	SA#92e	SP-210401	0488	1	B	OpenAPI Enhancement of NRM definition for the NWDAF	17.3.0
2021-06	SA#92e	SP-210411	0490	-	A	Correct the description for GNBDUFunction and EP_NgC	17.3.0
2021-06	SA#92e	SP-210401	0491	1	F	Improve the readability of EP_Transport	17.3.0
2021-06	SA#92e	SP-210465	0493	2	B	Add energyEfficiency attribute	17.3.0
2021-06	SA#92e	SP-210410	0495	1	B	enhance 5GC NRM to support network slice admission control	17.3.0
2021-06	SA#92e	SP-210407	0498	1	F	Add note for RRMPolicy	17.3.0
2021-06	SA#92e	SP-210467	0499	1	F	Inclusive language review	17.3.0
2021-06	SA#92e	SP-210406	0501	1	A	Fix editorial issue of network slice NRM	17.3.0
2021-06	SA#92e	SP-210406	0503	1	A	fix inheritance relation of network slice NRM	17.3.0

2021-06	SA#92e	SP-210406	0506	1	C	Correction of 5QI definitions in NRM	17.3.0
2021-06	SA#92e	SP-210410	0508	-	F	Correction on mapping GST attributes	17.3.0
2021-06	SA#92e	SP-210411	0510	-	A	Correct inconsistencies in definitions around network slice management	17.3.0
2021-06	SA#92e	SP-210406	0514	1	A	Correction to definition for domain centralized SON	17.3.0
2021-09	SA#93e	SP-210871	0518	-	A	YANG NR-NRM model structure repair and cleanup	17.4.0
2021-09	SA#93e	SP-210870	0520	-	C	Use of TopSliceSubnetProfile	17.4.0
2021-09	SA#93e	SP-210885	0522	-	A	Deprecate Top-Attr and use Top instead	17.4.0
2021-09	SA#93e	SP-210885	0524	-	A	Fix incorrect attributes inheritance description	17.4.0
2021-09	SA#93e	SP-210870	0525	-	B	Add survival time to CNSliceProfile	17.4.0
2021-09	SA#93e	SP-210867	0526	1	B	Add NRM IOC definitions for N5, N70 and N71 reference points	17.4.0
2021-09	SA#93e	SP-210867	0527	1	B	Adding NRM for N33	17.4.0
2021-09	SA#93e	SP-210867	0528	-	B	Enhance 5GC NRM to support 5G_DDNMF	17.4.0
2021-09	SA#93e	SP-210871	0530	-	A	Remove the attribute definition which is not used	17.4.0
2021-09	SA#93e	SP-210882	0531	1	B	Add NPN Identity on NR cell to support access control for NPN UEs	17.4.0
2021-09	SA#93e	SP-210871	0534	1	A	Fix the issue caused by the updated NetworkSliceSubnet inheritance relationship	17.4.0
2021-09	SA#93e	SP-210867	0535	1	F	Update logicInterfaceld of EP_transport	17.4.0
2021-09	SA#93e	SP-210870	0539	1	B	Add radio spectrum support in slicing profiles	17.4.0
2021-09	SA#93e	SP-210870	0542	-	C	Update maxPktSize and determinComm to support UL and DL requirements	17.4.0
2021-09	SA#93e	SP-210870	0543	-	F	Remove obsolete coverageArea attribute in TopSliceSubnetProfile	17.4.0
2021-09	SA#93e	SP-210871	0545	-	A	Correction for attribute description of servAttrCom	17.4.0
2021-09	SA#93e	SP-210871	0547	-	A	Correcion of YAML references	17.4.0
2021-09	SA#93e	SP-210871	0548	-	F	Revise description of NextHopInfo and qosProfileRefList attribute in EP_transport IOC	17.4.0
2021-09	SA#93e	SP-210867	0549	-	C	Update resourceType PRB for UL (Uplink) and DL (Downlink)	17.4.0
2021-09	SA#93e	SP-210887	0551	-	F	Correction of ServiceProfile	17.4.0
2021-09	SA#93e	SP-210887	0554	-	B	Enhance 5G Core AMF NRM fragment	17.4.0
2021-09	SA#93e	SP-210885	0555	-	A	Remove isINEF attribute from NEFFunction IOC	17.4.0
2021-09	SA#93e	SP-210871	0556	-	A	YANG updates to correct YANG merging problems	17.4.0
2021-09	SA#93e	SP-210885	0557	1	A	Fix inconsistent clauses and attributes used in TS 38.211 and TS 28.541	17.4.0
2021-09	SA#93e	SP-210871	0558	1	A	Moving RIM monitoring related attributes to NRCellIDU	17.4.0
2021-09	SA#93e	SP-210867	0559	1	C	Extend NRM fragment to support EP_transport for mid-haul	17.4.0
2021-09	SA#93e	SP-210867	0562	-	B	Enhance 5G Core managed NF Profile NRM fragment	17.4.0
2021-09	SA#93e	SP-210867	0564	-	F	Delete AMFInfo datatype in NRM fragment	17.4.0
2021-09	SA#93e	SP-210867	0566	1	F	Correction of YANG Solution set	17.4.0
2021-09	SA#93e	SP-210867	0568	-	F	Add missing openAPI definition update for S5-213508	17.4.0
2021-12	SA#94e	SP-211471	0468	3	B	Update NR NRM to support MOCN network sharing scenario	17.5.0
2021-12	SA#94e	SP-211472	0571	-	A	Align different (abbreviated) names for support qualifier to S	17.5.0
2021-12	SA#94e	SP-211454	0575	1	A	Clarify the usage of pLMNId in first entry in pLMNInfoList	17.5.0
2021-12	SA#94e	SP-211452	0576	1	B	Add Stage 2 solutions to support D-LBO	17.5.0
2021-12	SA#94e	SP-211452	0577	1	B	Add Stage 3 solutions to support D-LBO	17.5.0
2021-12	SA#94e	SP-211466	0578	-	C	Update latency to support UL and DL requirements	17.5.0
2021-12	SA#94e	SP-211466	0579	-	F	Align attribute names for CNSliceSubnetProfile	17.5.0
2021-12	SA#94e	SP-211473	0580	-	F	YAML update for RRMPolicy	17.5.0
2021-12	SA#94e	SP-211473	0581	1	B	Add attribute networkSliceSubnetType for NetworkSliceSubnet IOC	17.5.0
2021-12	SA#94e	SP-211473	0582	1	C	Add maxnumber of PDU Sessions in NsacInfoSnsai	17.5.0
2021-12	SA#94e	SP-211473	0583	1	C	Add serving area information for NSACF discovery and selection	17.5.0
2021-12	SA#94e	SP-211473	0584	1	C	Enhance NRM to support local NEF selection	17.5.0
2021-12	SA#94e	SP-211473	0585	1	C	Update NRM to support EASDF	17.5.0
2021-12	SA#94e	SP-211466	0587	1	F	Update relationship between GST and Network Slice NRM fragment	17.5.0
2021-12	SA#94e	SP-211454	0589	1	A	cNSIID description clarifaicon	17.5.0
2021-12	SA#94e	SP-211454	0591	1	A	Correct NRM for AMFRegion and AMFSet	17.5.0
2021-12	SA#94e	SP-211457	0592	-	B	Adding transport view NRM from 5GC to EDN	17.5.0
2021-12	SA#94e	SP-211462	0595	1	A	DMRO correction	17.5.0
2021-12	SA#94e	SP-211466	0599	1	D	Introduce missing GST references	17.5.0
2021-12	SA#94e	SP-211473	0600	1	B	Enhance 5G Core managed NF Profile NRM fragment (Stage 2)	17.5.0
2021-12	SA#94e	SP-211473	0601	1	B	5GC NRM enhancements for AMFFunction and ManagedNFProfile (Stage 3)	17.5.0
2021-12	SA#94e	SP-211473	0602	1	B	NR NRM additions to support 5GC enhancements (Stage 3)	17.5.0
2021-12	SA#94e	SP-211454	0604	-	A	Correct PLMNInfo support qualifier	17.5.0
2021-12	SA#94e	SP-211464	0606	1	A	Clarify tenant relationship with ServiceProfileId	17.5.0
2021-12	SA#94e	SP-211473	0607	-	F	Correction of YANG Solution set	17.5.0

2021-12	SA#94e	SP-211474	0608	1	B	NRM for CHO	17.5.0
2021-12	SA#94e	SP-211474	0609	1	B	NRM for CHO Stage 3	17.5.0
2021-12	SA#94e	SP-211474	0610	1	B	NRM for DAPS handover	17.5.0
2021-12	SA#94e	SP-211474	0611	1	B	NRM for DAPS Stage 3	17.5.0
2021-12	SA#94e	SP-211466	0612	-	F	Remove editor notes	17.5.0
2021-12	SA#94e	SP-211473	0613	-	F	Update 5GC NRM for 5G_DDNMF reference point	17.5.0
2021-12	SA#94e	SP-211463	0619	1	D	Update inclusive language modification for TS 28.541	17.5.0
2021-12	SA#94e	SP-211475	0621	-	A	Correct the wrong reference for TS 32.160	17.5.0
2021-12	SA#94e	SP-211471	0622	-	B	Add YAML solution set for NG-RAN MOCN network sharing scenarios	17.5.0
2021-12	SA#94e	SP-211472	0624	-	A	Fix stage3 definition for plmnId	17.5.0
2021-12	SA#94e	SP-211466	0626	1	B	network slice protection on N6 interface	17.5.0
2021-12	SA#94e	SP-211466	0627	1	B	network slice specific authentication	17.5.0
2021-12	SA#94e	SP-211473	0629	1	B	Enhance NRM of UDM function	17.5.0
2021-12	SA#94e	SP-211473	0630	1	F	Stage3 Update for UPF and PCF	17.5.0
2021-12	SA#94e	SP-211473	0631	1	F	Introduce missing attribute nRFreqRelationRef in table of attribute properties (stage 2)	17.5.0
2021-12	SA#94e	SP-211473	0634	1	F	Correct attribute in IOC NRCellRelation (stage 3)	17.5.0
2021-12	SA#94e	SP-211473	0636	1	B	Enhance 5G Core managed NF Profile NRM fragment (Stage 2)	17.5.0
2021-12	SA#94e	SP-211473	0637	1	B	5GC NRM enhancements for ManagedNFProfile (Stage 3)	17.5.0
2021-12	SA#94e	SP-211475	0638	-	A	Correct spelling of Attribute properties	17.5.0
2022-03	SA#95e	SP-220182	0633	2	C	Update maximumDeviationHoTrigger	17.6.0
2022-03	SA#95e	SP-220168	0641	-	F	Fix stage3 definition for 5G_DDNMF	17.6.0
2022-03	SA#95e	SP-220168	0643	-	F	YANG corrections	17.6.0
2022-03	SA#95e	SP-220168	0644	-	F	Fixing lists errors in AmfFunction-Single (stage 3)	17.6.0
2022-03	SA#95e	SP-200176	0645	1	F	Update RANsliceSubnetProfile attributes	17.6.0
2022-03	SA#95e	SP-220182	0649	-	F	Correct NRM fragment for DMRO Management	17.6.0
2022-03	SA#95e	SP-220173	0650	1	B	Add Stage 2 solutions to support ECM	17.6.0
2022-03	SA#95e	SP-220176	0651	1	F	Update energy efficiency attribute	17.6.0
2022-03	SA#95e	SP-220184	0652	1	F	Alignment on NR NRM for MOCN network sharing	17.6.0
2022-03	SA#95e	SP-220184	0653	1	B	Add administrativeState attribute in NROperatorCellIDU	17.6.0
2022-03	SA#95e	SP-220179	0655	-	A	Remove incorrect reference to TS 22.104	17.6.0
2022-03	SA#95e	SP-220168	0658	1	B	NRM enhancements for SMFFunction	17.6.0
2022-03	SA#95e	SP-220182	0659	1	B	Add C-SON CCO NRM model stage3	17.6.0
2022-03	SA#95e	SP-220182	0660	1	B	Add C-SON CCO NRM model stage2	17.6.0
2022-03	SA#95e	SP-220176	0666	1	F	Clean up of eMA5SLA	17.6.0
2022-03	SA#95e	SP-200168	0667	-	F	Update 5G NRM to solve CR clash in Figure 5.2.1.2-2	17.6.0
2022-03	SA#95e	SP-200168	0670	1	B	NRM enhancements for the SMFFunction (stage 3)	17.6.0
2022-03	SA#95e	SP-220178	0672	-	F	Correct YANG Network Slice NRM solution set reference	17.6.0
2022-03	SA#95e	SP-200168	0674	1	F	Update 5GC NRM for 5G_DDNMF	17.6.0
2022-03	SA#95e	SP-220179	0678	-	A	Correct YANG mapping in TS document	17.6.0
2022-03	SA#95e	SP-220168	0679	-	F	Correct NR YAML in TS document	17.6.0
2022-03	SA#95e	SP-220168	0680	-	F	Correct 5GC YAML in TS document	17.6.0
2022-03	SA#95e	SP-220168	0681	-	F	Correct Network Slicing YAML in TS document	17.6.0
2022-03	SA#95e	SP-220173	0682	-	B	Add Stage 3 solutions to support ECM	17.6.0
2022-03	SA#96	SP-220507	0642	2	F	Update Figure L.2.1 and accompanying paragraph.	17.7.0
2022-03	SA#96	SP-220508	0683	-	F	Correct maximumDeviationHoTrigger for D-LBO	17.7.0
2022-03	SA#96	SP-220497	0685	-	A	Diagram fix for NRM fragment for RRM policies	17.7.0
2022-03	SA#96	SP-220497	0689	-	A	Fixing OpenAPI Discoverability issue in stage 3 5gcNrm.yaml	17.7.0
2022-03	SA#96	SP-220497	0690	-	A	Fixing OpenAPI Discoverability issue in stage 3- nrNrm.yaml	17.7.0
2022-03	SA#96	SP-220497	0691	-	A	Fixing OpenAPI Discoverability issue in stage 3 sliceNrm.yaml	17.7.0
2022-03	SA#96	SP-220498	0693	-	A	CT OpenAPI file relative-path URI references and dependence change for 5gcNrm.yaml	17.7.0
2022-03	SA#96	SP-220564	0694	-	F	Fixing a few issues with attribute related to nextHopInfoList in EP_transport	17.7.0
2022-03	SA#96	SP-220498	0698	1	A	OpenAPI file name and dependence change for 5gcNrm.yaml	17.7.0
2022-03	SA#96	SP-220498	0699	1	A	OpenAPI file name and dependence change for nrNrm.yaml	17.7.0
2022-03	SA#96	SP-220498	0700	1	A	OpenAPI file name and dependence change for sliceNrm.yaml	17.7.0
2022-03	SA#96	SP-220498	0702	-	A	Correction to RRMPolicy_ IOC reference in RRMPolicyRatio IOC	17.7.0
2022-03	SA#96	SP-220498	0704	-	A	Add attribute properties for NetworkSliceSubnet attribute priorityLabel	17.7.0
2022-03	SA#96	SP-220564	0705	-	F	Fix to change Support Qualifier to S	17.7.0
2022-03	SA#96	SP-220564	0706	-	F	Define LogicInterfaceInfo datatype and fix attribute properties for logicInterfaceInfo	17.7.0
2022-03	SA#96	SP-220564	0708	1	F	Fixing attribute properties for ServiceProfile attribute networkSliceSharingIndicator	17.7.0
2022-03	SA#96	SP-220510	0710	1	A	Correct isOrdered-isUnique for multivalued attributes	17.7.0
2022-03	SA#96	SP-220499	0712	1	B	Network slice subnet provider capability IOC	17.7.0
2022-03	SA#96	SP-220507	0715	-	F	Correction on two SLA attributes	17.7.0
2022-03	SA#96	SP-220507	0716	-	F	Correction on attribute latency of SubnetProfiles	17.7.0

2022-03	SA#96	SP-220510	0719	-	A	Correction on minor errors in nrNRM.yaml	17.7.0
2022-03	SA#96	SP-220510	0721	-	A	Correction on the attribution definition in the wrong yaml file	17.7.0
2022-03	SA#96	SP-220499	0722	-	B	Add feasibility check NRM fragment	17.7.0
2022-03	SA#96	SP-220509	0723	-	F	Address the unnecessary reference for the yaml file	17.7.0
2022-03	SA#96	SP-220510	0727	-	A	Fix BWP association in NRCellIDU	17.7.0
2022-03	SA#96	SP-220510	0729	-	A	Update 5QI set description - YANG module	17.7.0
2022-03	SA#96	SP-220510	0731	-	A	Update 5QI set reference attribute definition	17.7.0
2022-09	SA#97e	SP-220849	0740	1	F	FiveQICharacteristics inheritance issue and reference issue in stage 3	17.8.0
2022-09	SA#97e	SP-220859	0742	1	F	Fix inconsistency in AMFFunction stage 2 and stage 3	17.8.0
2022-09	SA#97e	SP-220849	0744	-	F	Correction to DESManagementFunction and CESManagementFunction	17.8.0
2022-09	SA#97e	SP-220849	0747	1	F	Correction to serviceType attribute	17.8.0
2022-09	SA#97e	SP-220859	0757	1	F	Update stage2 and stage3 definition for FeasibilityCheckAndReservationJob	17.8.0
2022-09	SA#97e	SP-220859	0759	-	F	Add missing notifyMOIChanges in configuration notification table	17.8.0
2022-09	SA#97e	SP-220861	0761	-	F	Correction on two SLA attributes	17.8.0
2022-09	SA#97e	SP-220859	0766	1	F	Update EASDF IOC	17.8.0
2022-09	SA#97e	SP-220849	0768	1	F	Correction to coverageAreaTAList	17.8.0
2022-09	SA#97e	SP-220849	0769	-	F	YANG Corrections	17.8.0
2022-09	SA#97e	SP-220849	0771	-	F	Add missing attributes n6Protection and nssaaSupport defined in CNSliceSubnetProfile to TopSliceSubnetProfile	17.8.0
2022-09	SA#97e	SP-220849	0773	-	F	fix TailList issues in stage 3 in TS28541_5gcNrm.yaml	17.8.0
2022-09	SA#97e					Alignment with code in FORGE	17.8.1
2023-01	SA#98e	SP-221167	0786	-	F	YANG Corrections in Word TS	17.9.0
2023-01	SA#98e	SP-221169	0795	1	A	Correcting name of nSInstanceId	17.9.0
2023-01	SA#98e	SP-221167	0802	2	F	Correction to multiplicity of relation between NetworkSlice IOC and NetworkSliceSubnet IOC	17.9.0
2023-01	SA#98e	SP-221167	0805	-	A	Correction to GSMA NG 116 reference for KPIMonitoring	17.9.0
2023-01	SA#98e	SP-221169	0808	-	A	Correction to ServiceProfile attribute v2XCommModels name in YAML defintion	17.9.0
2023-01	SA#98e	SP-221169	0811	-	A	Correction to inconsistencies in GNBCUCPFunction definition	17.9.0
2023-01	SA#98e	SP-221173	0815	1	A	Adding YANG begin and End markers	17.9.0
2023-01	SA#98e	SP-221167	0819	1	F	Address Editor's Note for the description of FeasibilityCheckAndReservationJob (6.3.9)	17.9.0
2023-01	SA#98e	SP-221180	0821	-	F	Correct the definition for cellLocalId to support MOCN network sharing sceario (6.3.11)	17.9.0
2023-01	SA#98e	SP-221181	0824	-	F	Correct the misalignment information between stage2 and stage3	17.9.0
2023-01	SA#98e	SP-221167	0827	-	F	Replacing Support Qualifier with S	17.9.0
2023-01	SA#98e	SP-221182	0835	1	A	Consistency in use of servAttrCom	17.9.0
2023-01	SA#98e	SP-221182	0838	1	A	Correct kPIList	17.9.0
2023-01	SA#98e	SP-221182	0841	2	A	Correct periodicityList	17.9.0
2023-01	SA#98e	SP-221167	0844	1	F	Correct network slice state management table	17.9.0
2023-03	SA#99	SP-230196	0854	-	F	Fix missing reference to mid-haul interface for EP Transport	17.10.0
2023-03	SA#99	SP-230196	0856	-	F	Fix duplicated SST attribute in RANSliceSubnetProfile	17.10.0
2023-03	SA#99	SP-230199	0866	-	A	remove redundant stage 3 definition for Mnc and PlmId	17.10.0
2023-03	SA#99	SP-230196	0869	1	F	Fix IpAddr definition and references	17.10.0
2023-03	SA#99	SP-230207	0871	-	F	ManagedNFProfile stage3 not consistent with Stage 2	17.10.0
2023-03	SA#99	SP-230207	0873	1	F	Correct issues for feasibility check and resource reservation NRM fragment	17.10.0
2023-03	SA#99	SP-230200	0880	1	A	Clarify Monut information clauses	17.10.0
2023-03	SA#99	SP-230196	0889	2	F	Fixing coverageArea	17.10.0
2023-06	SA#100	SP-230649	0899	-	F	Correction to dCHOControl by adding definition to attribute properties table	17.11.0
2023-06	SA#100	SP-230681	0902	1	A	Correction to multiplicity definition to nRPciList and stage 3 implementation of both NRPCIList and CSonPciList	17.11.0
2023-06	SA#100	SP-230648	0907	1	A	Clean up of incorrect use of multiplicity isOrdered isUnique and isNullable in attribute properties table	17.11.0
2023-06	SA#100	SP-230658	0909	1	F	Correct the feasibility check and resource reservation NRM fragment	17.11.0
2023-06	SA#100	SP-230658	0911	-	F	Correct issues for NR NRM	17.11.0
2023-06	SA#100	SP-230658	0913	-	F	Update SliceNRM YAML to align with stage2	17.11.0
2023-06	SA#100	SP-230649	0915	-	F	YANG Corrections	17.11.0
2023-06	SA#100	SP-230658	0925	1	F	Fixing coverageArea	17.11.0
2023-06	SA#100					Corrections of CR implementation erros in YANG code	17.11.1
2023-09	SA#101	SP-230944	0932	-	F	YANG Corrections 28.541 R17	17.12.0
2023-09	SA#101	SP-230964	0941	1	A	Correct attribute name for indication of v2XCommMode	17.12.0
2023-09	SA#101	SP-230953	0943	-	F	Correct attribute name for frequency prediction	17.12.0
2023-09	SA#101	SP-230964	0949	1	A	Update Annex L with mapping table	17.12.0
2023-09	SA#101	SP-230953	0951	1	F	Update reference to GST	17.12.0

2023-09	SA#101	SP-230941	0954	1	A	Correction to type definition of coverageAreaTAList	17.12.0
2023-09	SA#101	SP-230941	0968	1	A	Removing redundant Tai definition in NR NRM	17.12.0
2023-09	SA#101	SP-230941	0972	1	A	Fix small inconsistent issues in stage2, typo in stage 2 and 3	17.12.0
2023-09	SA#101	SP-230941	0975	2	A	Fix a few inheritance diagram issues in NR NRM	17.12.0
2023-09	SA#101	SP-230941	0978	1	A	Update RRMPolicyRatio	17.12.0
2023-09	SA#101	SP-230944	0980	-	F	Fix wrong annex reference	17.12.0
2023-09	SA#101	SP-230941	0983	-	A	Remove duplicated notifications	17.12.0
2023-09	SA#101	SP-230965	0985	-	F	Correct issues for NRM fragment for NG-RAN MOCN sharing	17.12.0
2023-09	SA#101	SP-230958	0988	1	A	Correct the issues for the attribute with the ENUM type for network slicing NRM fragment	17.12.0
2023-09	SA#101	SP-230941	0996	1	A	Correction on DeterministicComm data type	17.12.0
2023-09	SA#101	SP-230949	0998	-	F	Correction of EcmConnectionInfo	17.12.0
2023-12	SA#102	SP-231492	1023	-	F	TS28.541 Rel17 correction to stage3 of NROperatorCellIDU containment	17.13.0
2023-12	SA#102	SP-231492	1025	-	F	TS28.541 Rel17 correction to NPNIidentity stage2 stage 3 issue	17.13.0
2023-12	SA#102	SP-231487	1040	1	A	TS28.541 Rel17 correction to data type property for sD	17.13.0
2023-12	SA#102	SP-231492	1042	1	F	Rel-17 CR 28.541 YANG Corrections and inVariant	17.13.0
2023-12	SA#102	SP-231457	1044	1	F	Rel-17 CR TS 28.541 Correct issues for the attribute with the ENUM type for NR NRM fragment	17.13.0
2023-12	SA#102	SP-231492	1057	1	F	Correction of yang code for sliceprofile – MCC: 2 nd change could not be implemented since clause 5.3.164 does not exist.	17.13.0
2023-12	SA#102	SP-231487	1062	-	A	TS28.541 Rel17 correction to NSSF interface between NWDAF and NSSF	17.13.0
2023-12	SA#102	SP-231487	1065	-	A	TS28.541 Rel17 correction to DRACHOptimizationFunction stage 3 issue	17.13.0
2023-12	SA#102	SP-231487	1068	-	A	TS28.541 Rel17 correction to 5GC resourceType allowed values	17.13.0
2023-12	SA#102	SP-231493	1070	-	F	Rel-17 CR TS 28.541 Corrections to servAttrCom attribute in DelayTolerance	17.13.0
2023-12	SA#102	SP-231493	1071	-	F	Rel-17 CR TS 28.541 Corrections to servAttrCom attribute in DeterministicComm	17.13.0
2023-12	SA#102	SP-231493	1072	-	F	Rel-17 CR TS 28.541 Corrections to servAttrCom attribute in XLThpt	17.13.0
2023-12	SA#102	SP-231493	1073	-	F	Rel-17 CR TS 28.541 Corrections to servAttrCom attribute in MaxPktSize	17.13.0
2023-12	SA#102	SP-231492	1074	-	F	Rel-17 CR TS 28.541 Corrections to servAttrCom attribute in MaxNumberOfPDUSessions	17.13.0
2023-12	SA#102	SP-231492	1075	-	F	Rel-17 CR TS 28.541 Corrections to servAttrCom attribute in KPIMonitoring	17.13.0
2023-12	SA#102	SP-231493	1076	-	F	Rel-17 CR TS 28.541 Corrections to servAttrCom attribute in TermDensity	17.13.0
2023-12	SA#102	SP-231492	1077	-	F	Rel-17 CR TS 28.541 Corrections to servAttrCom attribute in Positioning	17.13.0
2023-12	SA#102	SP-231492	1078	-	F	Rel-17 CR TS 28.541 Corrections to servAttrCom attribute in Synchronicity	17.13.0
2023-12	SA#102	SP-231493	1079	-	F	Rel-17 CR TS 28.541 Corrections to servAttrCom attribute in EnergyEfficiency	17.13.0
2023-12	SA#102	SP-231493	1080	-	F	Rel-17 CR TS 28.541 Corrections to servAttrCom attribute in NSSAASupport	17.13.0
2023-12	SA#102	SP-231493	1082	-	F	Rel-17 CR TS 28.541 Corrections to servAttrCom attribute in RadioSpectrum	17.13.0
2023-12	SA#102	SP-231493	1083	-	F	Rel-17 CR TS 28.541 Corrections to servAttrCom attribute in UserMgmtOpen	17.13.0
2023-12	SA#102	SP-231493	1084	-	F	Rel-17 CR TS 28.541 Corrections to servAttrCom attribute in V2XCommMode	17.13.0
2023-12	SA#102	SP-231493	1085	-	F	Rel-17 CR TS 28.541 Corrections to servAttrCom attribute in NBloT	17.13.0
2023-12	SA#102	SP-231457	1104	-	F	Rel-17 CR TS 28.541 Correct the issues for NrNrm YAML file	17.13.0
2023-12	SA#102	SP-231492	1130	1	F	Rel-17 CR 28.541 YANG Correction of attribute type TaiGrp	17.13.0
2023-12	SA#102	SP-231492	1131	-	F	Rel-17 CR 28.541 YANG Corrections (SA5#152)	17.13.0
2023-12	SA#102	SP-231486	1134	1	A	Correction of attribute properties	17.13.0
2023-12	SA#102	SP-231457	1137	-	F	Rel-17 Correct dnai and dnaiList attribute definitions	17.13.0
2024-03	SA#103		1144	1	F	Rel-17 CR TS 28.541 Clarify attribute constraints for SliceProfile	17.14.0
2024-03	SA#103		1150	-	A	TS28.541 Rel17 correction to QFPacketDelayThresholdsType	17.14.0
2024-03	SA#103		1153	-	A	TS28.541 Rel17 corrections to ManagedFunction containment implementation in OpenAPI SS	17.14.0
2024-03	SA#103		1157	-	F	Rel-17 CR TS 28.541 Correct the referece in attributes of qOffsetRangeList and beamIndex	17.14.0
2024-03	SA#103		1166	1	F	Rel-17 CR 28.541 YANG Corrections	17.14.0
2024-06	SA#104	SP-240804	1174	1	F	Rel-17 CR TS 28.541 add missing attributes of ManagedNFProfile	17.15.0

2024-06	SA#104	SP-240814	1189	1	A	Rel-17 CR TS 28.541 Correct support qualifier condition in ServAttrCom data type	17.15.0
2024-06	SA#104	SP-240822	1192	1	A	Rel-17 CR TS 28.541 Remove presence definition from support qualifier condition in NetworkSliceSubnet IOC	17.15.0
2024-06	SA#104	SP-240814	1209	1	A	TS28.541 Rel17 correction to using ENUM as dataType	17.15.0
2024-06	SA#104	SP-240804	1212	-	F	Rel-17 CR TS 28.541 Correct some type errors of attribute properties in 5.4	17.15.0
2024-06	SA#104	SP-240804	1219	-	F	Rel-17 CR 28.541 YANG Corrections	17.15.0
2024-06	SA#104	SP-240804	1224	-	F	Rel-17 CR TS 28.541 correction for allowedSNPNs	17.15.0
2024-06	SA#104	SP-240804	1235	-	F	Rel-17 CR TS 28.541 Remove presence definition from support qualifier condition in data types of network slice NRM	17.15.0
2024-06	SA#104	SP-240804	1242	-	F	Rel-17 CR TS 28.541 Correct undefined dataType of attribute properties in clause 6.4	17.15.0
2024-06	SA#104	SP-240814	1250	1	A	TS28.541 Rel17 correction to use 'data type' as a dataType in Attribute properties in NR NRM	17.15.0
2024-06	SA#104	SP-240814	1253	1	A	Rel-17 CR 28.541 correction on PredefinedPccRuleSet	17.15.0
2024-06	SA#104	SP-240814	1256	1	A	Rel-17 CR TS 28.541 Add missing definition of RIM related parameters	17.15.0
2024-06	SA#104	SP-240814	1259	1	A	Rel-17 CR TS 28.541 corrections on the inconsistent attribute names	17.15.0
2024-06	SA#104	SP-240804	1268	1	F	Rel-17 CR 28.541 Add missing NRNetwork and EUTraNetwork definitions	17.15.0
2024-09	SA#105	SP-241163	1275	-	F	Rel-17 CR 28.541 Update the definition for NRNetwork and EUTraNetwork	17.16.0
2024-09	SA#105	SP-241163	1288	1	F	Rel-17 CR TS 28.541 Correct the capitalisation of stereotype in figure 5.2.1.1-25	17.16.0
2024-09	SA#105	SP-241169	1294	-	A	Rel-17 CR TS 28.541 Align data types for attributes rimRSMonitoringStartTime and rimRSMonitoringStopTime - Stage 2 and Stage 3	17.16.0
2024-09	SA#105	SP-241169	1298	-	A	Rel17 correction to NFProfile used in NRFFunction	17.16.0
2024-09	SA#105	SP-241169	1310	-	A	Rel-17 CR 28.541 correction on LMF related interface	17.16.0
2024-09	SA#105	SP-241163	1315	-	F	Rel-17 CR 28.541 YANG mount information for MeContext	17.16.0
2024-09	SA#105	SP-241169	1320	1	A	Rel-17 CR TS 28.541 Correct the NRM for RACH function	17.16.0
2024-09	SA#105	SP-241163	1333	-	F	Rel-17 CR TS 28.541 Move InterPlmnFQDN to ManagedNFProfile	17.16.0
2024-09	SA#105	SP-241169	1341	1	A	Rel-17 CR TS 28.541 Fix allowedValues property issues	17.16.0
2024-12	SA#106	SP-241635	1304	2	A	Correction to misalignment of stage 2 and stage 3 for CellIndividualOffset and QOffsetRangeList	17.17.0
2024-12	SA#106	SP-241635	1364	2	A	Rel-17 CR TS 28.541 Align allowed value for ueAccProbabilityDist	17.17.0
2024-12	SA#106	SP-241632	1374	-	F	Rel-17 CR TS 28.541 Correction on the property of attributes	17.17.0
2024-12	SA#106	SP-241632	1386	-	F	Rel-17 CR TS28.541 Fix Documentation column of NRCellDU_pLMNInfoList	17.17.0
2024-12	SA#106	SP-241632	1394	-	F	Rel-17 CR TS 28.541 Correct isWritable property for Slicing NRM	17.17.0
2024-12	SA#106	SP-241635	1401	-	A	Rel-17 CR TS 28.541 Corrections on PLMNInfo DataType	17.17.0
2024-12	SA#106	SP-241632	1413	1	F	Rel-17 CR TS 28.541 Update configuration parameters for GST translation	17.17.0
2024-12	SA#106	SP-241632	1427	-	F	Rel-17 CR 28.541 correction on DefaultNotificationSubscription	17.17.0

History

Document history		
V17.6.0	May 2022	Publication
V17.7.0	August 2022	Publication
V17.8.1	October 2022	Publication
V17.9.0	January 2023	Publication
V17.10.0	May 2023	Publication
V17.11.1	July 2023	Publication
V17.12.0	February 2024	Publication
V17.13.0	February 2024	Publication
V17.14.0	May 2024	Publication
V17.15.0	August 2024	Publication
V17.16.0	October 2024	Publication
V17.17.0	February 2025	Publication