

ETSI TS 128 556 V18.1.0 (2025-01)



**5G;
Management and orchestration;
Network policy management for 5G mobile networks;
Stage 2 and stage 3
(3GPP TS 28.556 version 18.1.0 Release 18)**



Reference

RTS/TSGS-0528556vi10

Keywords

5G

ETSI

650 Route des Lucioles
F-06921 Sophia Antipolis Cedex - FRANCE

Tel.: +33 4 92 94 42 00 Fax: +33 4 93 65 47 16

Siret N° 348 623 562 00017 - APE 7112B
Association à but non lucratif enregistrée à la
Sous-Préfecture de Grasse (06) N° w061004871

Important notice

The present document can be downloaded from the
[ETSI Search & Browse Standards application](#).

The present document may be made available in electronic versions and/or in print. The content of any electronic and/or print versions of the present document shall not be modified without the prior written authorization of ETSI. In case of any existing or perceived difference in contents between such versions and/or in print, the prevailing version of an ETSI deliverable is the one made publicly available in PDF format on [ETSI deliver repository](#).

Users should be aware that the present document may be revised or have its status changed, this information is available in the [Milestones listing](#).

If you find errors in the present document, please send your comments to the relevant service listed under [Committee Support Staff](#).

If you find a security vulnerability in the present document, please report it through our [Coordinated Vulnerability Disclosure \(CVD\)](#) program.

Notice of disclaimer & limitation of liability

The information provided in the present deliverable is directed solely to professionals who have the appropriate degree of experience to understand and interpret its content in accordance with generally accepted engineering or other professional standard and applicable regulations.

No recommendation as to products and services or vendors is made or should be implied.

No representation or warranty is made that this deliverable is technically accurate or sufficient or conforms to any law and/or governmental rule and/or regulation and further, no representation or warranty is made of merchantability or fitness for any particular purpose or against infringement of intellectual property rights.

In no event shall ETSI be held liable for loss of profits or any other incidental or consequential damages.

Any software contained in this deliverable is provided "AS IS" with no warranties, express or implied, including but not limited to, the warranties of merchantability, fitness for a particular purpose and non-infringement of intellectual property rights and ETSI shall not be held liable in any event for any damages whatsoever (including, without limitation, damages for loss of profits, business interruption, loss of information, or any other pecuniary loss) arising out of or related to the use of or inability to use the software.

Copyright Notification

No part may be reproduced or utilized in any form or by any means, electronic or mechanical, including photocopying and microfilm except as authorized by written permission of ETSI.

The content of the PDF version shall not be modified without the written authorization of ETSI.

The copyright and the foregoing restriction extend to reproduction in all media.

© ETSI 2025.
All rights reserved.

Intellectual Property Rights

Essential patents

IPRs essential or potentially essential to normative deliverables may have been declared to ETSI. The declarations pertaining to these essential IPRs, if any, are publicly available for **ETSI members and non-members**, and can be found in ETSI SR 000 314: "*Intellectual Property Rights (IPRs); Essential, or potentially Essential, IPRs notified to ETSI in respect of ETSI standards*", which is available from the ETSI Secretariat. Latest updates are available on the [ETSI IPR online database](#).

Pursuant to the ETSI Directives including the ETSI IPR Policy, no investigation regarding the essentiality of IPRs, including IPR searches, has been carried out by ETSI. No guarantee can be given as to the existence of other IPRs not referenced in ETSI SR 000 314 (or the updates on the ETSI Web server) which are, or may be, or may become, essential to the present document.

Trademarks

The present document may include trademarks and/or tradenames which are asserted and/or registered by their owners. ETSI claims no ownership of these except for any which are indicated as being the property of ETSI, and conveys no right to use or reproduce any trademark and/or tradename. Mention of those trademarks in the present document does not constitute an endorsement by ETSI of products, services or organizations associated with those trademarks.

DECT™, **PLUGTESTS™**, **UMTS™** and the ETSI logo are trademarks of ETSI registered for the benefit of its Members. **3GPP™**, **LTE™** and **5G™** logo are trademarks of ETSI registered for the benefit of its Members and of the 3GPP Organizational Partners. **oneM2M™** logo is a trademark of ETSI registered for the benefit of its Members and of the oneM2M Partners. **GSM®** and the GSM logo are trademarks registered and owned by the GSM Association.

Legal Notice

This Technical Specification (TS) has been produced by ETSI 3rd Generation Partnership Project (3GPP).

The present document may refer to technical specifications or reports using their 3GPP identities. These shall be interpreted as being references to the corresponding ETSI deliverables.

The cross reference between 3GPP and ETSI identities can be found at [3GPP to ETSI numbering cross-referencing](#).

Modal verbs terminology

In the present document "**shall**", "**shall not**", "**should**", "**should not**", "**may**", "**need not**", "**will**", "**will not**", "**can**" and "**cannot**" are to be interpreted as described in clause 3.2 of the [ETSI Drafting Rules](#) (Verbal forms for the expression of provisions).

"**must**" and "**must not**" are **NOT** allowed in ETSI deliverables except when used in direct citation.

Contents

Intellectual Property Rights	2
Legal Notice	2
Modal verbs terminology.....	2
Foreword.....	5
Introduction	6
1 Scope	7
2 References	7
3 Definitions of terms, symbols and abbreviations	7
3.1 Terms.....	7
3.2 Symbols.....	7
3.3 Abbreviations	7
4 Policy management procedures.....	8
4.1 Policy Creation	8
4.2 Policy Deletion	8
4.3 Policy Update	8
4.4 Policy Query.....	9
4.5 Policy Conflicts Notification.....	9
4.6 Policy Activation.....	10
4.7 Policy Deactivation	10
5 Policy MnS – Stage 2.....	10
5.1 Management operation for Policy (MnS component type A).....	10
5.2 Information model definition entities for Policy	11
5.2.1 Imported information entities and local labels.....	11
5.2.2 Class diagram.....	11
5.2.2.1 Relationships.....	11
5.2.2.2 Inheritance.....	11
5.2.3 Class definitions.....	11
5.2.3.1 Policy	11
5.2.3.1.1 Definition.....	11
5.2.3.1.2 Attributes	12
5.2.3.2 Notifications.....	12
5.2.3.2.0 General	12
5.2.3.2.1 Notification notifyPolicyConflict (CM).....	12
5.2.3.2.1.2 Notification information	13
5.2.3.3 PolicyContent <<dataType>>	13
5.2.3.3.1 Definition.....	13
5.2.3.3.2 Attributes	13
5.2.4 Information attribute definitions	13
5.2.4.1 Introduction.....	13
5.2.4.2 Definitions and legal values	14
6 Policy MnS – Stage 3.....	14
6.1 RESTful HTTP-based solution set	14
6.1.1 Mapping of operations	14
6.1.1.1 Introduction.....	14
6.1.1.2 Operation.....	15
6.1.2 Mapping of notifications.....	15
6.1.2.1 Introduction.....	15
6.1.2.2 Notification	15
6.1.2.2.0 General	15
6.1.2.2.1 Notification "notifyPolicyConflict"	15
6.1.3 Resources.....	16
6.1.4 Data type definitions	16

6.1.4.1	Query, message body and resource data types	16
6.1.4.1.0	General	16
6.1.4.1.1	Notification "notifyPolicyConflict"	16
6.1.4.2	Referenced structured data types.....	16
6.1.4.3	Simple data types and enumerations	16
6.1.4.3.0	General	16
6.1.4.3.1	Simple data types.....	16
6.1.4.3.2	Enumeration notificationType-Type	17
6.2	YANG/Netconf-based solution set	17
Annex A (informative):	Change history	18
History		19

Foreword

This Technical Specification has been produced by the 3rd Generation Partnership Project (3GPP).

The contents of the present document are subject to continuing work within the TSG and may change following formal TSG approval. Should the TSG modify the contents of the present document, it will be re-released by the TSG with an identifying change of release date and an increase in version number as follows:

Version x.y.z

where:

- x the first digit:
 - 1 presented to TSG for information;
 - 2 presented to TSG for approval;
 - 3 or greater indicates TSG approved document under change control.
- y the second digit is incremented for all changes of substance, i.e. technical enhancements, corrections, updates, etc.
- z the third digit is incremented when editorial only changes have been incorporated in the document.

In drafting the TS/TR, pay particular attention to the use of modal auxiliary verbs! TRs shall not contain any normative provisions.

In the present document, modal verbs have the following meanings:

- shall** indicates a mandatory requirement to do something
- shall not** indicates an interdiction (prohibition) to do something

The constructions "shall" and "shall not" are confined to the context of normative provisions, and do not appear in Technical Reports.

The constructions "must" and "must not" are not used as substitutes for "shall" and "shall not". Their use is avoided insofar as possible, and they are not used in a normative context except in a direct citation from an external, referenced, non-3GPP document, or so as to maintain continuity of style when extending or modifying the provisions of such a referenced document.

- should** indicates a recommendation to do something
- should not** indicates a recommendation not to do something
- may** indicates permission to do something
- need not** indicates permission not to do something

The construction "may not" is ambiguous and is not used in normative elements. The unambiguous constructions "might not" or "shall not" are used instead, depending upon the meaning intended.

- can** indicates that something is possible
- cannot** indicates that something is impossible

The constructions "can" and "cannot" are not substitutes for "may" and "need not".

- will** indicates that something is certain or expected to happen as a result of action taken by an agency the behaviour of which is outside the scope of the present document
- will not** indicates that something is certain or expected not to happen as a result of action taken by an agency the behaviour of which is outside the scope of the present document

might indicates a likelihood that something will happen as a result of action taken by some agency the behaviour of which is outside the scope of the present document

might not indicates a likelihood that something will not happen as a result of action taken by some agency the behaviour of which is outside the scope of the present document

In addition:

is (or any other verb in the indicative mood) indicates a statement of fact

is not (or any other negative verb in the indicative mood) indicates a statement of fact

The constructions "is" and "is not" do not indicate requirements.

Introduction

The present document is part of a TS-family covering the 3rd Generation Partnership Project Technical Specification Group Services and System Aspects Management and orchestration of networks, as identified below:

TS 28.555: Management and orchestration; Network policy management for 5G mobile networks; Stage 1 [2].

TS 28.556: Management and orchestration; Network policy management for 5G mobile networks; Stage 2 and stage 3 [3].

1 Scope

The present document specifies policy management procedures, stage 2 and stage 3 for policy MnS.

2 References

The following documents contain provisions which, through reference in this text, constitute provisions of the present document.

- References are either specific (identified by date of publication, edition number, version number, etc.) or non-specific.
- For a specific reference, subsequent revisions do not apply.
- For a non-specific reference, the latest version applies. In the case of a reference to a 3GPP document (including a GSM document), a non-specific reference implicitly refers to the latest version of that document *in the same Release as the present document*.

- [1] 3GPP TR 21.905: "Vocabulary for 3GPP Specifications".
- [2] 3GPP TS 28.555: "Management and orchestration; Network policy management for 5G mobile networks; Stage 1".
- [3] 3GPP TS 28.556: "Management and orchestration; Network policy management for 5G mobile networks; Stage 2 and stage 3".
- [4] 3GPP TS 28.532: "Management and orchestration; Generic management services".
- [5] 3GPP TS 28.622: "Telecommunication management; Generic Network Resource Model (NRM) Integration Reference Point (IRP); Information Service (IS)".
- [6] ITU-T Recommendation X.733 (02/92): "Information technology - Open Systems Interconnection - Systems Management: Alarm reporting function".

3 Definitions of terms, symbols and abbreviations

3.1 Terms

For the purposes of the present document, the terms given in TR 21.905 [1] and the following apply. A term defined in the present document takes precedence over the definition of the same term, if any, in TR 21.905 [1].

3.2 Symbols

Void.

3.3 Abbreviations

For the purposes of the present document, the abbreviations given in TR 21.905 [1] and the following apply. An abbreviation defined in the present document takes precedence over the definition of the same abbreviation, if any, in TR 21.905 [1].

4 Policy management procedures

4.1 Policy Creation

The Figure 4.1-1 illustrates the procedure for creating a new policy.

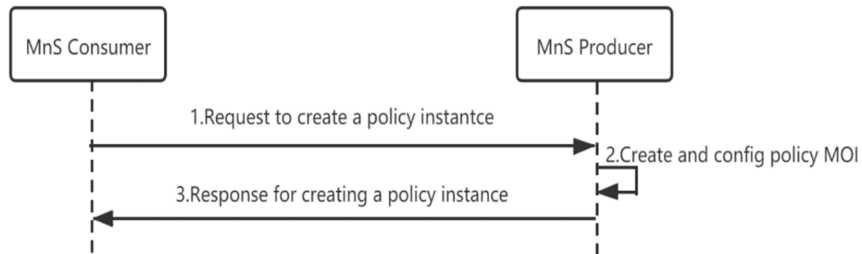


Figure 4.1-1: Procedure for creating a policy

- 1) MnS Consumer sends a request to create a policy instance to MnS Producer for the new policy to be created(see createMOI operation defined in TS 28.532 [4]).
- 2) The MnS Producer creates and configures the policy MOI based on the request.
- 3) MnS Producer sends a response to the MnS consumer(see createMOI operation defined in TS 28.532 [4]).

4.2 Policy Deletion

The Figure 4.2-1 illustrates the procedure for deleting a policy.



Figure 4.2-1: Procedure for deleting a policy

- 1) MnS Consumer sends a request to delete a policy instance(see deleteMOI operation defined in TS 28.532 [4]) to MnS Producer.
- 2) Based on the request, the MnS Producer deletes the concrete policy MOI (i.e. instance of policy IOC).
- 3) MnS Producer sends a response to the MnS consumer(see deleteMOI operation defined in TS 28.532 [4]).

4.3 Policy Update

The Figure 4.3-1 illustrates the procedure for updating a policy.

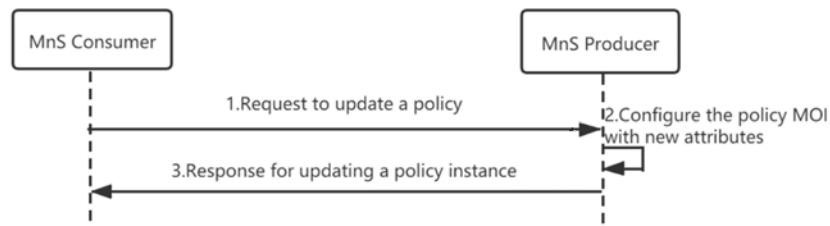


Figure 4.3-1: Procedure for updating a policy

- 1) MnS Consumer sends a request to update a policy instance to MnS Producer(see modifyMOIAttributes operation defined in TS 28.532 [4]).
- 2) Based on the request, the MnS Producer updates the concrete policy MOI (i.e. instance of policy IOC).
- 3) MnS Producer sends a response to the MnS consumer(see modifyMOIAttributes operation defined in TS 28.532 [4]).

4.4 Policy Query

The Figure 4.4-1 illustrates the procedure for querying a new policy.

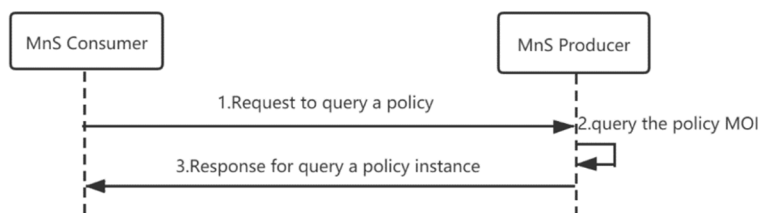


Figure 4.4-1: Procedure for querying a policy

- 1) MnS Consumer sends a request to query a policy instance to MnS Producer(see getMOIAttributes operation defined in TS 28.532 [4]).
- 2) Based on the request, the MnS Producer queries the concrete policy MOI (i.e. instance of policy IOC).
- 3) MnS Producer sends a response to the MnS consumer(see getMOIAttributes operation defined in TS 28.532 [4]).

4.5 Policy Conflicts Notification

The Figure 4.5-1 illustrates the procedure for notifying policy conflicts.

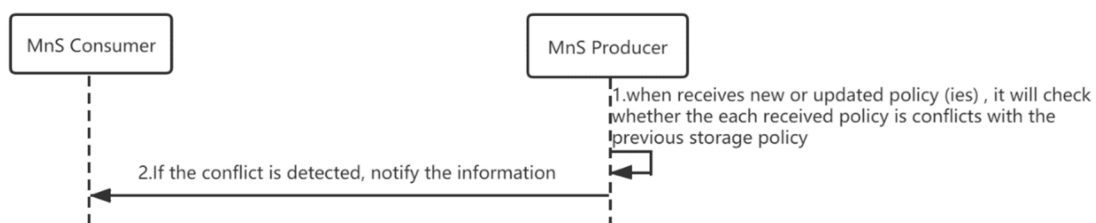


Figure 4.5-1: Procedure for policy conflicts notification

- 1) When MnS Producer receives new or updated policy (ies) from MnS Consumer, it will check whether the each received policy is conflicts with the previous storage policy.
- 2) If the conflict is detected, MnS Producer will notify the information to MnS Consumer(see notifyEvent operation defined in TS 28.532 [4]).

4.6 Policy Activation

The Figure 4.6-1 illustrates the procedure for activating a new policy.

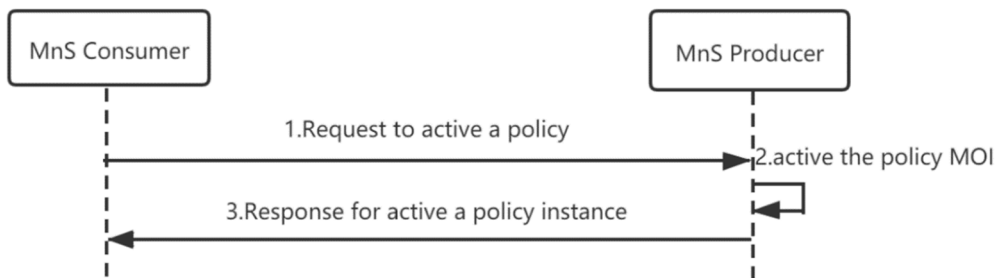


Figure 4.6-1: Procedure for activating a policy

- 1) MnS Consumer sends a request to activate a policy instance to MnS Producer.
- 2) Based on the request, the MnS Producer activate the concrete policy MOI (i.e. instance of policy IOC).
- 3) MnS Producer sends a response to the MnS Consumer.

4.7 Policy Deactivation

The Figure 4.7-1 illustrates the procedure for deactivating a policy.

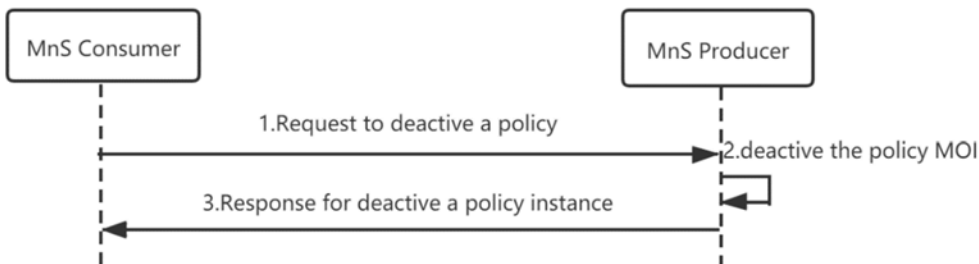


Figure 4.7-1: Procedure for deactivating a policy

- 1) MnS Consumer sends a request to deactivate a policy instance to MnS Producer.
- 2) Based on the request, the MnS Producer deactivate the concrete policy MOI (i.e. instance of policy IOC).
- 3) MnS Producer sends a response to the MnS Consumer.

5 Policy MnS – Stage 2

5.1 Management operation for Policy (MnS component type A)

The operations (e.g. createMOI operations) and notifications (e.g. notifyMOIcreation) of generic provisioning MnS defined in TS 28.532 [4] can be used for policy lifecycle management. The policy can be treated as object instance.

5.2 Information model definition entities for Policy

5.2.1 Imported information entities and local labels

Label reference	Local label
TS 28.622 [5], IOC, Top	Top
TS 28.622 [5], IOC, SubNetwork	SubNetwork

5.2.2 Class diagram

5.2.2.1 Relationships

This clause introduces the set of Information Object Classes (IOCs).

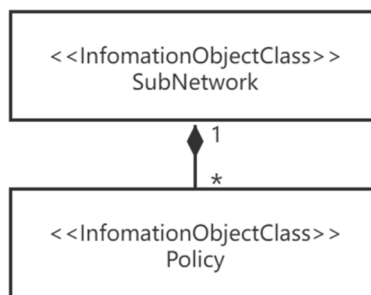


Figure 5.2.2.1: Information Object Class UML Diagram

NOTE: The diagram maybe updated depending on the scenarios.

5.2.2.2 Inheritance

This clause depicts the inheritance relationships.

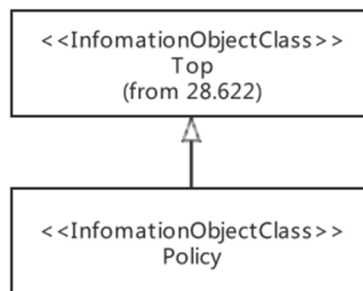


Figure 5.2.2.2: Information Object Class UML Diagram

5.2.3 Class definitions

5.2.3.1 Policy

5.2.3.1.1 Definition

This IOC represents a network policy.

5.2.3.1.2 Attributes

The Policy IOC includes attributes inherited from Top IOC (defined in TS 28.622) and the following attributes:

Attribute name	Support Qualifier	isReadable	isWriteable	isInvariant	isNotifiable
policyPriority	M	T	T	F	T
policyStatus	M	T	T	F	T
policyType	M	T	T	F	T
policyContent	M	T	T	F	T

5.2.3.2 Notifications

5.2.3.2.0 General

The Notifications include notifications (e.g. notifyMOIcreation) of generic provisioning MnS defined in TS 28.532[4] and Notification notifyPolicyConflict(5.2.3.2.1)

5.2.3.2.1 Notification notifyPolicyConflict (CM)

5.2.3.2.1.1 Definition

This notification supports the policy conflict notification to be notified when a new policy conflicts with the previous storage policy.

5.2.3.2.1.2 Notification information

Parameter Name	Qualifier	Information Type	Comment
objectClass	M, Y	It shall carry the ManagedEntity class name.	It indicates the class, whose instance emitted this notification.
objectInstance	M, Y	DN of the instance of the "ManagedElement"	It identifies the instance of the sender of this notification.
notificationId	M, N	This is an identifier of the notification, which may be used to correlate notifications.	The unique identifier of the notification across all notifications sent by a particular management service producer throughout the time that correlation is significant. How identifiers of notifications are re-used to correlate notifications is outside of the scope of the present document.
eventTime	M, Y	It indicates the event occurrence time.	The semantics of Generalised Time specified by ITU-T shall be used here.
systemDN	C	It shall carry the DN of management service producers.	-
notificationType	M, Y	"notifyPolicyConflict"	The type of notification, and it shall be assigned to "notifyThresholdCrossing" for this notification.
conflictDescription	M, Y	It specifies the policy conflict details.	conflictDetails shall convey more information about the conflict. Description of the detected policy conflicts, e.g. conflicting events, conditions or actions among the policies. Typically, this is due to the fact that a policy is executing, or that Some attributes that require policy execution are missing.

5.2.3.3 PolicyContent <<dataType>>

5.2.3.3.1 Definition

This data type represents the content of a network policy.

5.2.3.3.2 Attributes

Attribute name	Support Qualifier	isReadable	isWriteable	isInvariant	isNotifyable
condition	M	T	T	F	T
action	M	T	T	F	T

5.2.4 Information attribute definitions

5.2.4.1 Introduction

This clause defines the semantics of the attributes used in IOCs.

5.2.4.2 Definitions and legal values

Attribute Name	Definition	Legal Values
policyPriority	It specifies the priority of Policy. allowedValues:LOW,Medium,High	type: ENUM multiplicity: 1 isOrdered: N/A isUnique: N/A defaultValue: Null isNullable: False
policyStatus	It specifies the status of Policy. If a policy is activated, and then its status is activated. If it is deactivated ,then its status is deactivated allowedValues:ACTIVATED,DEACTIVATED	type: ENUM multiplicity: 1 isOrdered: N/A isUnique: N/A defaultValue: DEACTIVATED isNullable: False
policyType	It specifies the type of Policy. allowedValues: N/A NOTE: Its value is not defined in the present document.	type: string multiplicity: 0..N isOrdered: N/A isUnique: N/A defaultValue: Null isNullable: False
policyContent	It identifies the content of a network policy A policyContent <<dataType>> condition and action. allowedValues: N/A	type: PolicyContent multiplicity: 1 isOrdered: N/A isUnique: N/A defaultValue: Null isNullable: False
condition	It identifies the condition of the policy. The type of condition depends on the concrete policy. allowedValues: N/A	type: None multiplicity: 1 isOrdered: N/A isUnique: N/A defaultValue: Null isNullable: False
action	It identifies the action of policy. The type of action depends on the concrete policy. allowedValues: N/A	type: None multiplicity: 1 isOrdered: N/A isUnique: N/A defaultValue: Null isNullable: False

6 Policy MnS – Stage 3

6.1 RESTful HTTP-based solution set

6.1.1 Mapping of operations

6.1.1.1 Introduction

The IS operations are mapped to SS equivalents according to table 6.1.1.1-1.

Table 6.1.1.1-1: Mapping of IS operations to SS equivalents

IS operation	HTTP Method	Resource URI	SQ
createMOI	PUT	http://{URI-DN-prefix}/{root}/PoliMnS/{MnSVersion}/ {LDN-first-part}/{className}={id}	M
getMOIAttributes	GET	http://{URI-DN-PREFIX}/{root}/PoliMnS/{MnSVersion}/{LDN-first-part}/{className}={id}	M
modifyMOIAttributes	PUT PATCH	http://{URI-DN-prefix}/{root}/PoliMnS/{MnSVersion}/{LDN-first-part}/{className}={id}	M
deleteMOI	DELETE	http://{URI-DN-prefix}/{root}/PoliMnS/{MnSVersion}/{LDN-first-part}/{className}={id}	M

6.1.1.2 Operation

The mapping of operations (e.g. createMOI operations) of generic provisioning MnS defined in TS 28.532[4] can be used for policy lifecycle management.

6.1.2 Mapping of notifications

6.1.2.1 Introduction

The IS notifications are mapped to SS equivalents according to table 6.1.2.1-1.

Table 6.1.2.1-1: Mapping of IS notifications to SS equivalents

IS notifications	HTTP Method	Resource URI	SQ
notifyMOICreation	POST	/notificationSink	M
notifyMOIDeletion	POST	/notificationSink	M
notifyMOIAttributeValueChange	POST	/notificationSink	M
notifyMOIChanges	POST	/notificationSink	M
notifyPolicyConflict	POST	/notificationSink	M

6.1.2.2 Notification

6.1.2.2.0 General

The mapping of notifications (e.g. notifyMOICreation) of generic provisioning MnS defined in TS 28.532[4] and notifyPolicyConflict(6.1.1.2.1) can be used for policy lifecycle management.

6.1.2.2.1 Notification "notifyPolicyConflict"

The IS notification parameters are mapped to SS equivalents according to table 6.1.1.2.1-1.

Table 6.1.1.2.1-1: Mapping of IS notification input parameters to SS equivalents (HTTP POST)

IS operation parameter name	SS parameter location	SS parameter name	SS parameter type	SQ
objectClass objectInstance	request body	href	uri-Type	M
notificationId	request body	notificationId	notificationId-Type	M
notificationType	request body	notificationType	notificationTyp-Type	M
eventTime	request body	eventTime	dateTime-Type	M
systemDN	request body	systemDN	systemDN-Type	M
conflictDescription	request body	conflictDescription	conflictDescription-Type	M

6.1.3 Resources

The resources of generic provisioning MnS defined in TS 28.532 [4] can be used for policy lifecycle management.

6.1.4 Data type definitions

6.1.4.1 Query, message body and resource data types

6.1.4.1.0 General

Query, message body and resource data types of generic provisioning MnS defined in TS 28.532 [4] and the following definitions can be used for policy lifecycle management.

6.1.4.1.1 Notification "notifyPolicyConflict"

Table 6.1.4.1.1-1: Definition of type notifyPolicyConflict-NotifType

Attribute name	Data type	Description	SQ
href	uri-Type	URI of the resource where the event (alarm) occurred	M
notificationId	notificationId-Type	Notification identifier as defined in ITU-T Rec. X. 733 [6]	M
notificationType	notificationType-Type	Notification type (notifyPolicyConflict)	M
eventTime	dateTime-Type	Event (PolicyConflict) occurrence time	M
systemDN	systemDN-Type	System DN	M
correlatedNotifications	array(correlatedNotification-Type)	Set of all notifications to which this notification is considered to be correlated as defined in ITU-T Rec. X. 733 [6]	O
additionalText	additionalText-Type	Allows a free form text description to be reported as defined in ITU-T Rec. X. 733 [6]	O
sourceIndicator	sourceIndicator-Type	Indicates the source of the operation that led to the generation of this notification.	O
attributeList	map(anyValue)	The attributes (name/value pairs) of the conflicting MOI.	O

6.1.4.2 Referenced structured data types

The referenced structured data types of generic provisioning MnS defined in TS 28.532 [4] can be used for policy lifecycle management.

6.1.4.3 Simple data types and enumerations

6.1.4.3.0 General

The simple data types and enumerations of generic provisioning MnS defined in TS 28.532 [4], and the following simple data types and enumerations can be used for policy lifecycle management.

6.1.4.3.1 Simple data types

Table 6.1.4.3.1-1: Simple data types

Type name	Type definition	Description
conflictDescription-Type	string	Description of the policy conflict details.

6.1.4.3.2 Enumeration notificationType-Type

Table 6.1.4.3.2-1: Enumeration notificationType-Type

Enumeration value	Description
notifyPolicyConflict	Notification type is notifyPolicyConflict

6.2 YANG/Netconf-based solution set

The YANG/Netconf based solution set of generic provisioning MnS defined in TS 28.532 [4] can be used for policy lifecycle management.

Annex A (informative): Change history

Change history							
Date	Meeting	TDoc	CR	Rev	Cat	Subject/Comment	New version
2020-08	SA5#132e	S5-204442				Skeleton	0.0.0
2020-11	SA5#134e	S5-206030 S5-206365				pCR 28.556 add scope pCR 28.556 add skeleton	0.1.0
2021-05	SA#137e	S5-213015 S5-213017 S5-213018				pCR 28.556 add introduction pCR 28.556 add policy management procedures pCR 28.556 add management operation for Policy	0.2.0
2021-09	SA#138e	S5-214089 S5-214094				pCR 28.556 add policy activation management procedure pCR 28.556 add policy deactivation management procedure	0.3.0
2021-10	SA#139e	S5-215543 S5-215544 S5-215545 S5-215546				pCR 28.556 Add information model definition entities for Policy pCR 28.556 Add class diagram pCR 28.556 Add class definition pCR 28.556 Add Information attribute definitions	0.4.0
2021-11	SA#140	S5-216455 S5-216456 S5-216457 S5-216458 S5-216459				pCR 28.556 Add notification definition pCR 28.556 Change stage 2 information attribute definition pCR 28.556 update Policy activation and deactivation procedure pCR 28.556 Add stage 3 definition pCR 28.556 update PolicyContent definition EditHelp review	0.5.0
2021-12	SA#94e	SP-211419				Presented for information and approval	1.0.0
2021-12	SA#94e					Upgrade to change control version	17.0.0
2023-12	SA#102	SP-231493	0002	1	F	Rel-17 CR 28.556 Correction of attribute properties	17.1.0
2024-04	-	-	-	-	-	Update to Rel-18 version (MCC)	18.0.0
2024-12	SA#106	SP-241633	0004	-	A	Rel-18 CR TS28.556 Correction of the Policy Related Procedure	18.1.0

History

Document history		
V18.0.0	May 2024	Publication
V18.1.0	January 2025	Publication