

# ETSI TS 128 708 V15.0.0 (2018-06)



**Universal Mobile Telecommunications System (UMTS);  
LTE;  
Telecommunication management;  
Evolved Packet Core (EPC) Network Resource Model (NRM)  
Integration Reference Point (IRP);  
Information Service (IS)  
(3GPP TS 28.708 version 15.0.0 Release 15)**



---

**Reference**

RTS/TSGS-0528708vf00

---

**Keywords**

LTE,UMTS

**ETSI**

650 Route des Lucioles  
F-06921 Sophia Antipolis Cedex - FRANCE

---

Tel.: +33 4 92 94 42 00 Fax: +33 4 93 65 47 16

Siret N° 348 623 562 00017 - NAF 742 C  
Association à but non lucratif enregistrée à la  
Sous-Préfecture de Grasse (06) N° 7803/88

---

**Important notice**

---

The present document can be downloaded from:

<http://www.etsi.org/standards-search>

The present document may be made available in electronic versions and/or in print. The content of any electronic and/or print versions of the present document shall not be modified without the prior written authorization of ETSI. In case of any existing or perceived difference in contents between such versions and/or in print, the only prevailing document is the print of the Portable Document Format (PDF) version kept on a specific network drive within ETSI Secretariat.

Users of the present document should be aware that the document may be subject to revision or change of status.

Information on the current status of this and other ETSI documents is available at

<https://portal.etsi.org/TB/ETSIDeliverableStatus.aspx>

If you find errors in the present document, please send your comment to one of the following services:

<https://portal.etsi.org/People/CommiteeSupportStaff.aspx>

---

**Copyright Notification**

---

No part may be reproduced or utilized in any form or by any means, electronic or mechanical, including photocopying and microfilm except as authorized by written permission of ETSI.

The content of the PDF version shall not be modified without the written authorization of ETSI.

The copyright and the foregoing restriction extend to reproduction in all media.

© ETSI 2018.

All rights reserved.

**DECT™**, **PLUGTESTS™**, **UMTS™** and the ETSI logo are trademarks of ETSI registered for the benefit of its Members.  
**3GPP™** and **LTE™** are trademarks of ETSI registered for the benefit of its Members and  
of the 3GPP Organizational Partners.

**oneM2M** logo is protected for the benefit of its Members.

**GSM®** and the GSM logo are trademarks registered and owned by the GSM Association.

---

# Intellectual Property Rights

## Essential patents

IPRs essential or potentially essential to normative deliverables may have been declared to ETSI. The information pertaining to these essential IPRs, if any, is publicly available for **ETSI members and non-members**, and can be found in ETSI SR 000 314: *"Intellectual Property Rights (IPRs); Essential, or potentially Essential, IPRs notified to ETSI in respect of ETSI standards"*, which is available from the ETSI Secretariat. Latest updates are available on the ETSI Web server (<https://ipr.etsi.org/>).

Pursuant to the ETSI IPR Policy, no investigation, including IPR searches, has been carried out by ETSI. No guarantee can be given as to the existence of other IPRs not referenced in ETSI SR 000 314 (or the updates on the ETSI Web server) which are, or may be, or may become, essential to the present document.

## Trademarks

The present document may include trademarks and/or tradenames which are asserted and/or registered by their owners. ETSI claims no ownership of these except for any which are indicated as being the property of ETSI, and conveys no right to use or reproduce any trademark and/or tradename. Mention of those trademarks in the present document does not constitute an endorsement by ETSI of products, services or organizations associated with those trademarks.

---

# Foreword

This Technical Specification (TS) has been produced by ETSI 3rd Generation Partnership Project (3GPP).

The present document may refer to technical specifications or reports using their 3GPP identities, UMTS identities or GSM identities. These should be interpreted as being references to the corresponding ETSI deliverables.

The cross reference between GSM, UMTS, 3GPP and ETSI identities can be found under <http://webapp.etsi.org/key/queryform.asp>.

---

# Modal verbs terminology

In the present document "**shall**", "**shall not**", "**should**", "**should not**", "**may**", "**need not**", "**will**", "**will not**", "**can**" and "**cannot**" are to be interpreted as described in clause 3.2 of the [ETSI Drafting Rules](#) (Verbal forms for the expression of provisions).

"**must**" and "**must not**" are **NOT** allowed in ETSI deliverables except when used in direct citation.

# Contents

Intellectual Property Rights .....	2
Foreword.....	2
Modal verbs terminology.....	2
Foreword.....	5
Introduction .....	5
1 Scope .....	6
2 References .....	6
3 Definitions and abbreviations.....	7
3.1 Definitions .....	7
3.2 Abbreviations .....	7
4 Model .....	8
4.1 Imported information entities and local labels .....	8
4.2 Class diagram .....	8
4.2.1 Relationships.....	8
4.2.2 Inheritance .....	12
4.3 Class definitions.....	14
4.3.1 EPDGFunction.....	14
4.3.1.1 Definition .....	14
4.3.2 MMEFunction.....	14
4.3.2.1 Definition .....	14
4.3.2.2 Attributes.....	14
4.3.2.3 Attribute constraints .....	14
4.3.3 PCRFFunction.....	14
4.3.3.1 Definition .....	14
4.3.4 PGWFunction.....	14
4.3.4.1 Definition .....	14
4.3.5 ServingGWFunction.....	15
4.3.5.1 Definition .....	15
4.3.5.2 Attributes.....	15
4.3.6 MMEPool .....	15
4.3.6.1 Definition .....	15
4.3.6.2 Attributes.....	15
4.3.6.3 Attribute constraints .....	15
4.3.7 MMEPoolArea .....	15
4.3.7.1 Definition .....	15
4.3.7.2 Attributes.....	16
4.3.7.3 Attribute constraints .....	16
4.3.8 Link_ENB_MME.....	16
4.3.8.1 Definition .....	16
4.3.9 Link_ENB_ServingGW .....	16
4.3.9.1 Definition .....	16
4.3.10 Link_EPDG_PCRF.....	16
4.3.10.1 Definition .....	16
4.3.11 Link_EPDG_PGW .....	16
4.3.11.1 Definition .....	16
4.3.12 Link_HSS_MME.....	16
4.3.12.1 Definition .....	16
4.3.13 Link_MME_MME.....	16
4.3.13.1 Definition .....	16
4.3.14 Link_MME_SGSN .....	16
4.3.14.1 Definition .....	16
4.3.15 Link_MME_ServingGW .....	16

4.3.15.1	Definition .....	16
4.3.16	Link_PCRF_ServingGW.....	17
4.3.16.1	Definition .....	17
4.3.17	Link_PCRF_PGW .....	17
4.3.17.1	Definition .....	17
4.3.18	Link_PGW_ServingGW .....	17
4.3.18.1	Definition .....	17
4.3.19	Link_SGSN_ServingGW.....	17
4.3.19.1	Definition .....	17
4.3.20	EP_RP_EPS.....	17
4.3.20.1	Definition .....	17
4.3.20.2	Attributes.....	17
4.3.20.3	Attribute constraints .....	17
4.3.20.4	Notifications.....	17
4.3.21	ExternalServingGWFunction.....	17
4.3.21.1	Definition .....	17
4.3.21.2	Attributes.....	18
4.3.22	ExternalMMEFunction.....	18
4.3.22.1	Definition .....	18
4.3.22.2	Attributes.....	18
4.3.23	IOC_QCISet .....	18
4.3.23.1	Definition .....	18
4.3.23.2	Attributes.....	18
4.3.23.3	Attribute constraints .....	18
4.3.23.4	Notifications.....	18
4.3.24	MBMSGWFunction.....	18
4.3.24.1	Definition .....	18
4.3.24.2	Attributes.....	18
4.3.25	Link_MBMSGW_ENB .....	19
4.3.25.1	Definition .....	19
4.4	Attribute definitions .....	20
4.4.1	Attribute properties .....	20
4.5	Common notifications .....	22
4.5.1	Alarm notifications .....	22
4.5.2	Configuration notifications .....	22
<b>Annex A (informative):</b>	<b>Change history .....</b>	<b>23</b>
History .....		24

---

# Foreword

This Technical Specification has been produced by the 3<sup>rd</sup> Generation Partnership Project (3GPP).

The contents of the present document are subject to continuing work within the TSG and may change following formal TSG approval. Should the TSG modify the contents of the present document, it will be re-released by the TSG with an identifying change of release date and an increase in version number as follows:

Version x.y.z

where:

- x the first digit:
  - 1 presented to TSG for information;
  - 2 presented to TSG for approval;
  - 3 or greater indicates TSG approved document under change control.
- y the second digit is incremented for all changes of substance, i.e. technical enhancements, corrections, updates, etc.
- z the third digit is incremented when editorial only changes have been incorporated in the document.

---

# Introduction

The present document is part of a TS-family covering the 3<sup>rd</sup> Generation Partnership Project Technical Specification Group Services and System Aspects, Telecommunication management; as identified below:

28.707: "Evolved Packet Core (EPC) Network Resource Model (NRM) Integration Reference Point (IRP); Requirements";

**28.708: "Evolved Packet Core (EPC) Network Resource Model (NRM) Integration Reference Point (IRP); Information Service (IS)";**

28.709: "Evolved Packet Core (EPC) Network Resource Model (NRM) Integration Reference Point (IRP); Solution Set (SS) definitions";

Configuration Management (CM), in general, provides the operator with the ability to assure correct and effective operation of the 3G network as it evolves. CM actions have the objective to control and monitor the actual configuration on the Network Elements (NEs) and Network Resources (NRs), and they may be initiated by the operator or by functions in the Operations Systems (OSs) or NEs.

CM actions may be requested as part of an implementation programme (e.g. additions and deletions), as part of an optimization programme (e.g. modifications), and to maintain the overall Quality of Service (QoS). The CM actions are initiated either as single actions on single NEs of the 3G network, or as part of a complex procedure involving actions on many resources/objects in one or several NEs.

---

# 1 Scope

The present document specifies Evolved Packet Core (EPC) network resource information that can be communicated between an IRP Agent and an IRP Manager for telecommunication network management purposes, including management of converged networks. It reuses relevant parts of the Generic NRM in 3GPP TS 28.622 [6], either by direct reuse or sub-classing, and in addition to that defines EPC specific Information Object Classes.

This document specifies the semantics and behaviour of information object class attributes and relations visible across the reference point in a protocol and technology neutral way. It does not define their syntax and encoding.

In order to access the information defined by this NRM, an Interface IRP such as the "Basic CM IRP" is needed (3GPP TS 32.602 [7]). However, which Interface IRP is applicable is outside the scope of the present document.

---

# 2 References

The following documents contain provisions which, through reference in this text, constitute provisions of the present document.

- References are either specific (identified by date of publication, edition number, version number, etc.) or non-specific.
- For a specific reference, subsequent revisions do not apply.
- For a non-specific reference, the latest version applies. In the case of a reference to a 3GPP document (including a GSM document), a non-specific reference implicitly refers to the latest version of that document *in the same Release as the present document*.

- [1] 3GPP TS 32.101: "Telecommunication management; Principles and high level requirements".
- [2] 3GPP TS 32.102: "Telecommunication management; Architecture".
- [3] 3GPP TS 32.111-2: "Telecommunication management; Fault Management; Part 2: Alarm Integration Reference Point (IRP): Information Service (IS)".
- [4] 3GPP TS 32.300: "Telecommunication management; Configuration Management (CM); Name convention for Managed Objects".
- [5] 3GPP TS 32.600: "Telecommunication management; Configuration Management (CM); Concept and high-level requirements".
- [6] 3GPP TS 28.622: "Telecommunication management; Generic Network Resource Model (NRM) Integration Reference Point (IRP); Information Service (IS)".
- [7] 3GPP TS 32.602: "Telecommunication management; Configuration Management (CM); Basic Configuration Management Integration Reference Point (IRP): Information Service (IS)".
- [8] 3GPP TS 28.702: "Telecommunication management; Core Network (CN) Network Resource Model (NRM) Integration Reference Point (IRP); Information Service (IS)".
- [9] 3GPP TS 23.401: "GPRS enhancements for E-UTRAN access".
- [10] 3GPP TS 28.705: "Telecommunication management; IP Multimedia Subsystem (IMS) Network Resource Model (NRM) Integration Reference Point (IRP): Information Service (IS)".
- [11] 3GPP TS 28.658: "Telecommunication management; Evolved Universal Terrestrial Radio Access Network (E-UTRAN) Network Resource Model (NRM) Integration Reference Point (IRP); Information Service (IS)".
- [12] 3GPP TS 23.402: "Architecture Enhancements for non-3GPP accesses".
- [13] 3GPP TS 32.662: "Telecommunication management; Configuration Management (CM); Kernel CM; Information service (IS)".

- [14] 3GPP TS 23.003: " Technical Specification Group Core Network and Terminals; Numbering, addressing and identification".
- [15] 3GPP TR 32.816-160: "Telecommunication management; Study on management of Evolved Universal Terrestrial Radio Access Network (E-UTRAN) and Evolved Packet Core (EPC) ".
- [16] 3GPP TS 36.300: "Evolved Universal Terrestrial Radio Access (E-UTRA) and Evolved Universal Terrestrial Radio Access Network (E-UTRAN); Overall description; Stage 2".
- [17] 3GPP TS 36.331: "Evolved Universal Terrestrial Radio Access (E-UTRA); Radio Resource Control (RRC); Protocol specification".
- [18] 3GPP TS 36.331: " Evolved Universal Terrestrial Radio Access Network (E-UTRAN); S1 Application Protocol (S1AP)".
- [19] 3GPP TS 23.203: "Policy and charging control architecture".
- [20] 3GPP TS 32.302: "Telecommunication management; Configuration Management (CM); Notification Integration Reference Point (IRP): Information Service (IS)".
- [21] 3GPP TS 28.541: "Management and orchestration of networks and network slicing; NR and NG-RAN Network Resource Model (NRM); Stage 2 and stage 3".
- [22] 3GPP TS 28.543: "Management and orchestration of networks and network slicing; 5G Core Network (5GC) Network Resource Model (NRM); Stage 2 and stage 3".

---

## 3 Definitions and abbreviations

### 3.1 Definitions

For the purposes of the present document, the terms and definitions given in 3GPP TS 32.101 [1], 3GPP TS 32.102 [2], 3GPP TS 32.600 [5] and the following apply:

**Association:** See definition in TS 28.622 [6].

**Managed Element (ME):** See definition in TS 28.622 [6].

**Managed Object (MO):** See definition in TS 28.622 [6].

**Management Information Model (MIM):** also referred to as NRM - see the definition below.

**Network Resource Model (NRM):** See definition in TS 28.622 [6].

### 3.2 Abbreviations

For the purposes of the present document, the following abbreviations apply:

CIM	Common Information Model
EM	Element Manager
eNodeB	evolved NodeB
EPC	Evolved Packet Core
ePDG	evolved Packet Data Gateway
E-UTRAN	Evolved Universal Terrestrial Radio Access Network
GPRS	General Packet Radio System
IOC	Information Object Class
IRP	Integration Reference Point
IS	Information Service
ME	Managed Element
MIM	Management Information Model
MME	Mobility Management Entity
MO	Managed Object
NE	Network Element
NR	Network Resource



NRM	Network Resource Model
PCRF	Policy and Charging Rules Function
P-GW	PDN Gateway
RDN	Relative Distinguished Name (see 3GPP TS 32.300 [4])
S-GW	Serving Gateway
TMN	Telecom Management Network
UML	Unified Modelling Language

## 4 Model

### 4.1 Imported information entities and local labels

Label reference	Local label
TS 28.658 [11], information object class, ENBFunction	ENBFunction
TS 28.705 [10], information object class, HssFunction	HssFunction
TS 28.622 [6], information object class, Link	Link
TS 28.622 [6], information object class, ManagedElement	ManagedElement
TS 28.622 [6], information object class, ManagedFunction	ManagedFunction
TS 28.632 [8], information object class, SgsnFunction	SgsnFunction
TS 28.622 [6], information object class, SubNetwork	SubNetwork
TS 28.622 [6], information object class, EP_RP	EP_RP
TS 28.541 [21], information object class, ENGNBFunction	GNBFunction
TS 28.541 [21], information object class, ENGNBCUUPFunction	GNBCUUPFunction
TS 28.543 [22], information object class, AMFFunction	AMFFunction
TS 28.543 [22], information object class, EP_N26	EP_N26

### 4.2 Class diagram

#### 4.2.1 Relationships

This clause depicts the set of IOCs that encapsulate information relevant for this service. This clause provides the overview of the relationships of relevant classes in UML. Subsequent clauses provide more detailed specification of various aspects of these classes.

The figures below show the containment/naming hierarchy and the associations of the information object classes defined in the present document.

**NOTE:** The listed cardinality numbers represent transient as well as steady-state numbers, and reflect all managed object creation and deletion scenarios in all figures.

Each IOC is identified with a Distinguished Name (DN) according to 3GPP TS 32.300 [4] that expresses its containment hierarchy. As an example, the DN of an IOC representing a MME (3GPP TS 23.401 [9]) could have a format like:

```
SubNetwork=China, MeContext =MEC-Gbg-1, ManagedElement =MME-Gbg-1,
MMEFunction=MME-1.
```

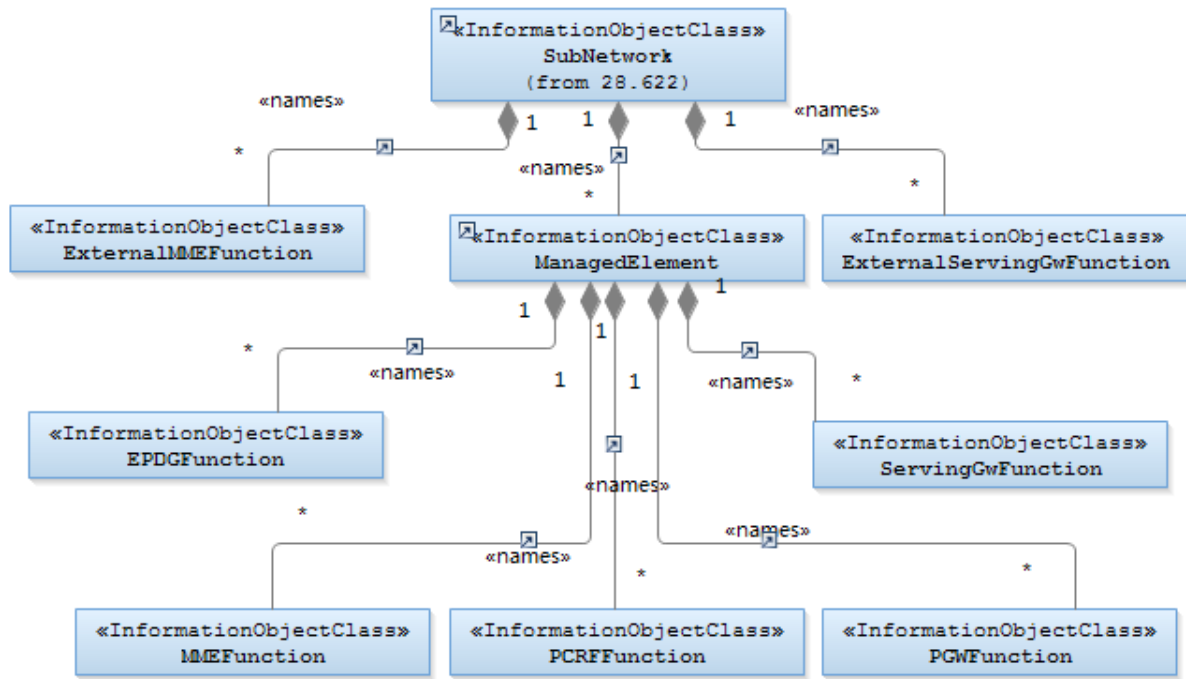


Figure 4.2.1-1: EPC NRM Containment/Naming Relationships

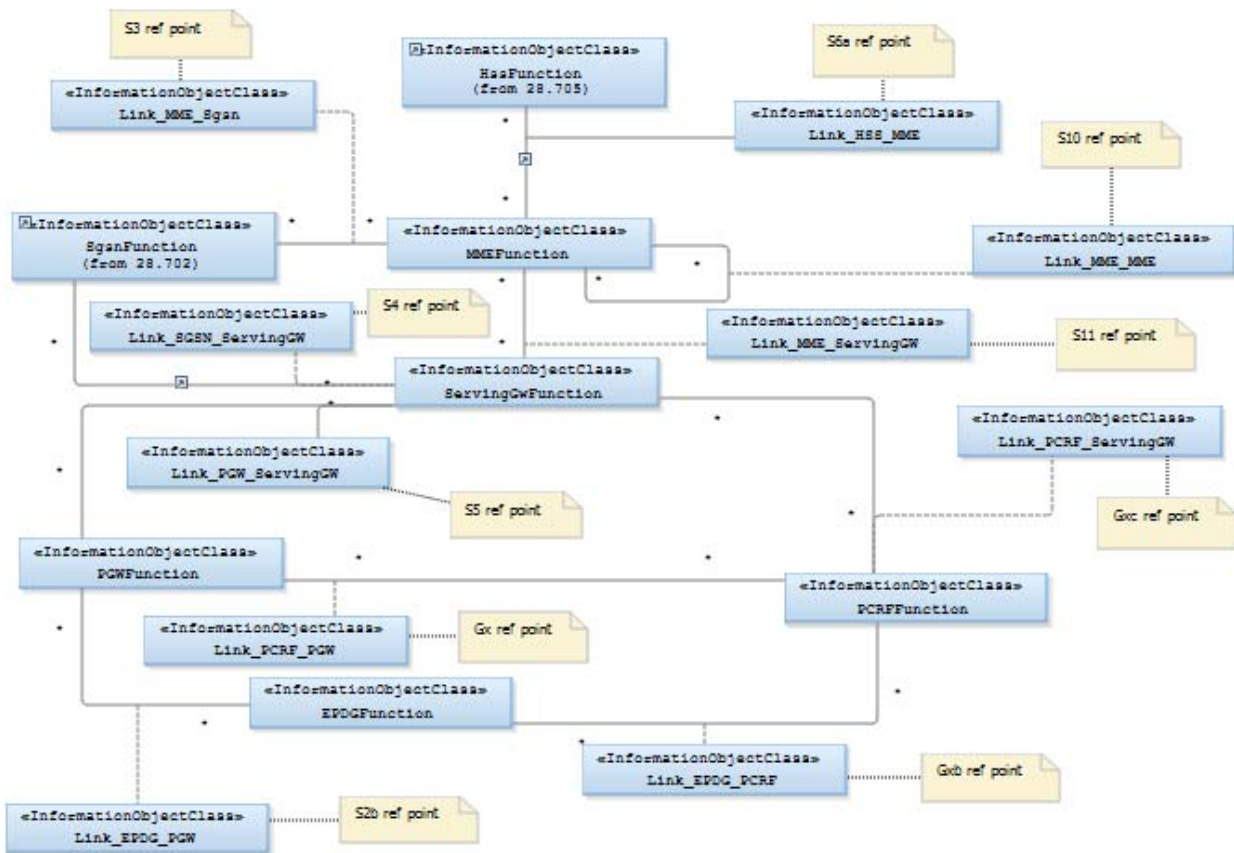


Figure 4.2.1-2: EPC NRM Containment/Naming and Association\_1

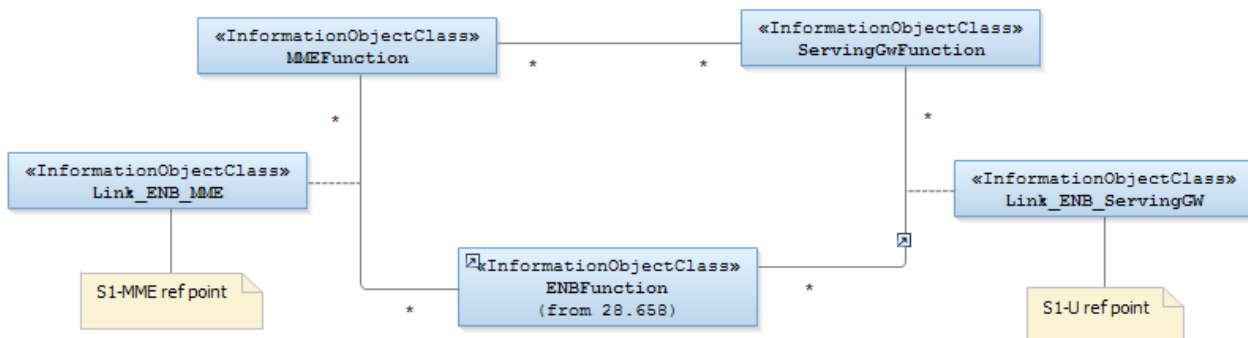


Figure 4.2.1-3: EPC NRM Containment/Naming and Association\_2

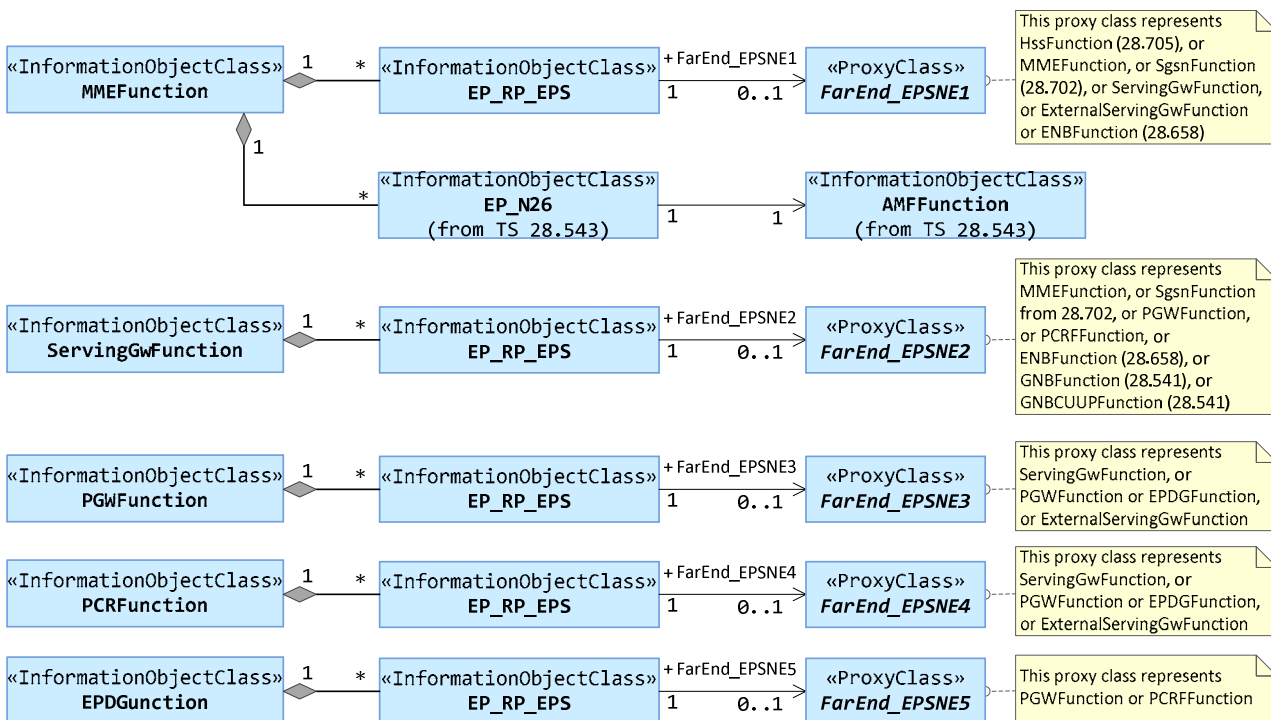


Figure 4.2.1-4: EPC NRM Containment/Naming and Association3

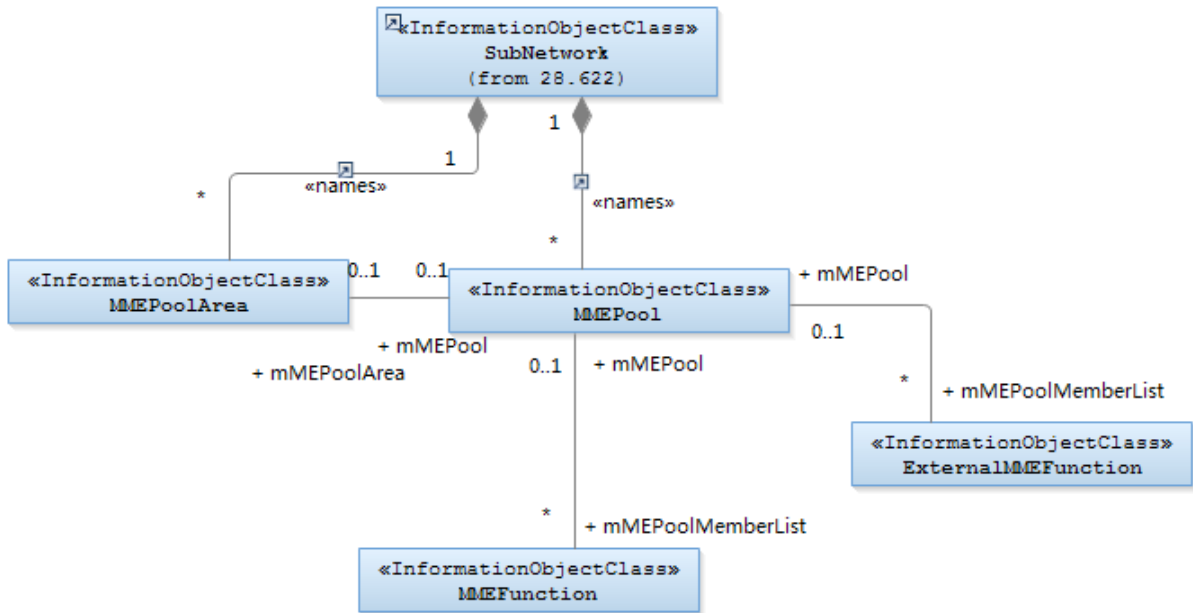
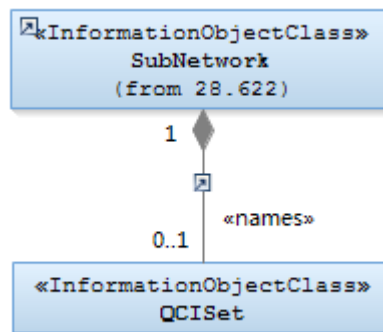


Figure 4.2.1-5 MME Pool Object Model of EPC NRM



NOTE: QCISet shall be contained in the root SubNetwork instance.

Figure 4.2.1-6: EPC NRM Containment/Naming and Association 3

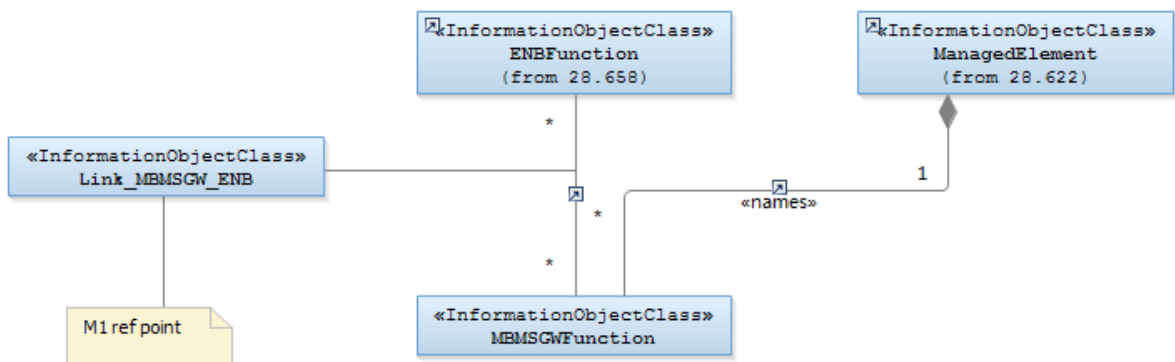


Figure 4.2.1-7: EPC NRM Containment/Naming and Association 4

### 4.2.2 Inheritance

This clause depicts the inheritance relationships that exist between IOCs.

The figures below show the inheritance hierarchy for the EPC NRM.

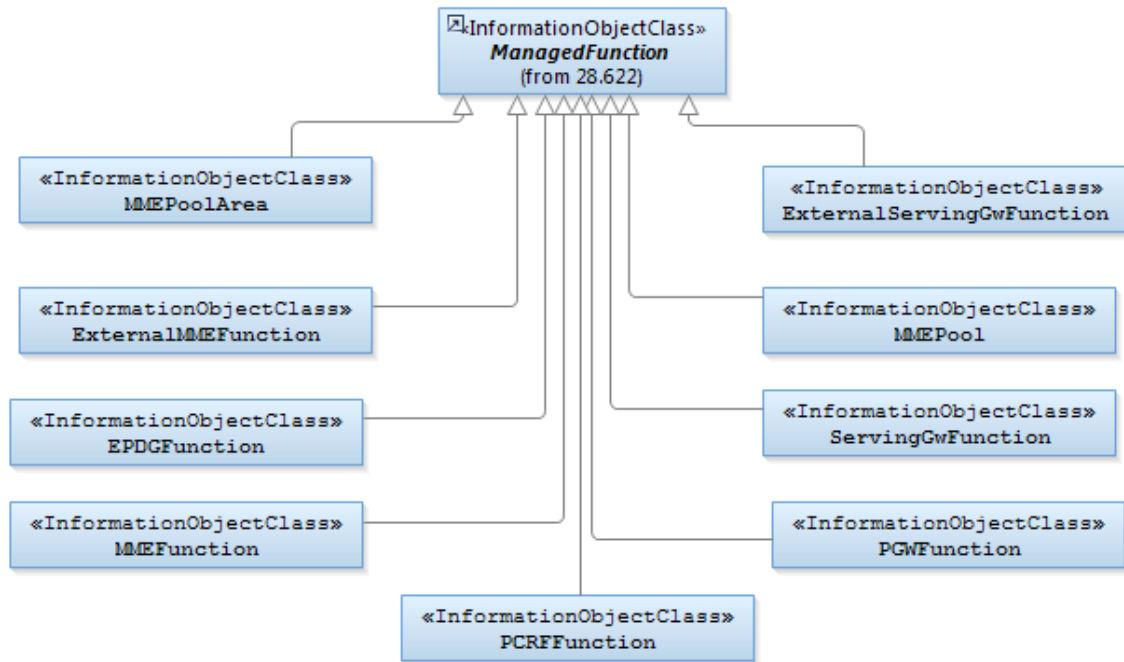


Figure 4.2.2-1: EPC NRM Inheritance Hierarchy\_1

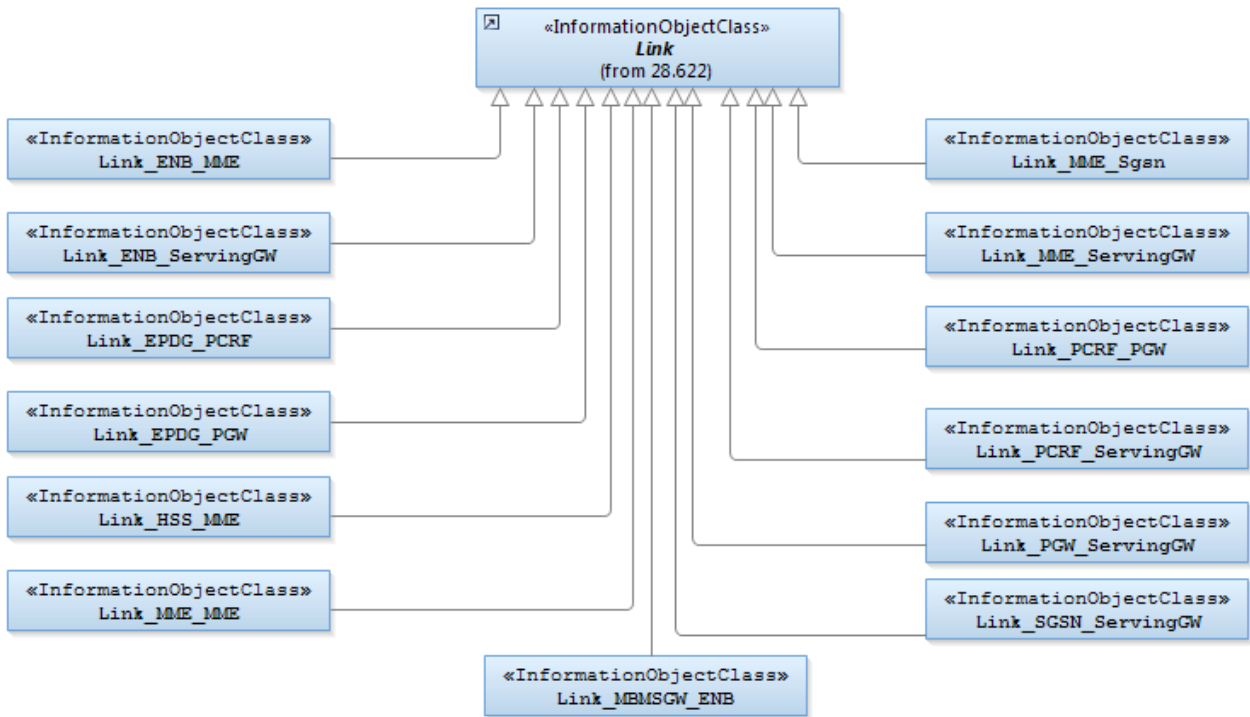


Figure 4.2.2-2: EPC NRM Inheritance Hierarchy\_2

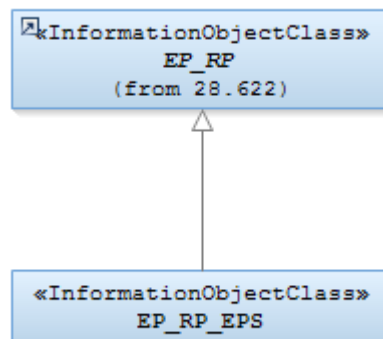


Figure 4.2.2-3: EPC NRM Inheritance Hierarchy\_3

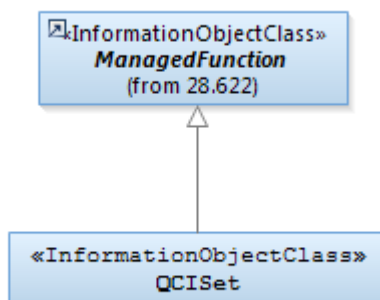


Figure 4.2.2-4: EPC NRM Inheritance Hierarchy\_4

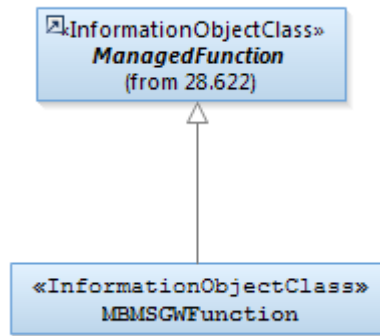


Figure 4.2.2-5: E-UTRAN NRM Inheritance Hierarchy\_5

### 4.3 Class definitions

#### 4.3.1 EPDGFunction

##### 4.3.1.1 Definition

This IOC represents ePDG functionality. For more information about the ePDG, see 3GPP TS 23.402 [12].

#### 4.3.2 MMEFunction

##### 4.3.2.1 Definition

This IOC represents MME functionality. For more information about the MME, see 3GPP TS 23.401 [9].

##### 4.3.2.2 Attributes

Attribute Name	Support Qualifier	isReadable	isWritable	isInvariant	isNotifiable
pLMNIdList	M	M	-	-	M
mMEC	M	M	-	-	M
<b>Attribute related to role</b>					
mMEPool	M	M	-	-	M

##### 4.3.2.3 Attribute constraints

None.

#### 4.3.3 PCRFFunction

##### 4.3.3.1 Definition

This IOC represents PCRF functionality. For more information about the PCRF, see 3GPP TS 23.401 [9].

#### 4.3.4 PGWFunction

##### 4.3.4.1 Definition

This IOC represents PDN Gateway functionality. For more information about the PDN Gateway, see 3GPP TS 23.401 [9].

## 4.3.5 ServingGWFunction

### 4.3.5.1 Definition

This IOC represents Serving Gateway functionality. For more information about the Serving Gateway, see 3GPP TS 23.401 [9].

### 4.3.5.2 Attributes

Attribute Name	Support Qualifier	isReadable	isWritable	isInvariant	isNotifiable
pLMNIdList	M	M	-	-	M
tACList	M	M	-	-	M

## 4.3.6 MMEPool

### 4.3.6.1 Definition

This IOC represents MME Pool. For more information about the MME Pool, see 3GPP TS 23.401 [9]. Key concepts related to MME Pool are:

- An MME Pool consists of one or more MME nodes. A particular node can be a member of one and only one MME Pool.
- One MME Pool serves at most one MME Pool Area. One MME Pool Area can be served by at most one MME Pool.

### 4.3.6.2 Attributes

Attribute Name	Support Qualifier	isReadable	isWritable	isInvariant	isNotifiable
mMEGI	M	M	-	-	M
<b>Attribute related to role</b>					
mMEEPoolMemberList	M	M	M	-	M
mMEEPoolArea	M	M	M	-	M

### 4.3.6.3 Attribute constraints

None.

## 4.3.7 MMEPoolArea

### 4.3.7.1 Definition

This IOC represents MME Pool Area. For more information about the MME Pool Area, see 3GPP TS 23.401 [9]. Key concepts related to MME Pool Area are:

- An MME Pool Area is defined as an area within which an UE may be served without the need to change the serving MME. It is a collection of complete Tracking Areas (TAs).
- A particular TA can be a member of one or more MME Pool Areas. In the latter case, the MME Pool Areas involved are called “overlapping MME Pool Areas”.



### 4.3.7.2 Attributes

Attribute Name	Support Qualifier	isReadable	isWritable	isInvariant	isNotifyable
tACLlist	M	M	-	-	M
pLMNidList	O	M	-	-	M
<b>Attribute related to role</b>					
mMEPool	M	M	M	-	M

### 4.3.7.3 Attribute constraints

None.

## 4.3.8 Link\_ENB\_MME

### 4.3.8.1 Definition

This IOC models the S1-MME reference point as defined in TS 23.401 [9].

## 4.3.9 Link\_ENB\_ServingGW

### 4.3.9.1 Definition

This IOC models the S1-U reference point as defined in TS 23.401 [9].

## 4.3.10 Link\_EPDG\_PCRF

### 4.3.10.1 Definition

This IOC models the Gxb reference point as defined in TS 23.402 [12].

## 4.3.11 Link\_EPDG\_PGW

### 4.3.11.1 Definition

This IOC models the S2b reference point as defined in TS 23.402 [12].

## 4.3.12 Link\_HSS\_MME

### 4.3.12.1 Definition

This IOC models the S6a reference point as defined in TS 23.401 [9].

## 4.3.13 Link\_MME\_MME

### 4.3.13.1 Definition

This IOC models the S10 reference point as defined in TS 23.401 [9].

## 4.3.14 Link\_MME\_SGSN

### 4.3.14.1 Definition

This IOC models the S3 reference point as defined in TS 23.401 [9].

## 4.3.15 Link\_MME\_ServingGW

### 4.3.15.1 Definition

This IOC models the S11 reference point as defined in TS 23.401 [9].

### 4.3.16 Link\_PCRF\_ServingGW

#### 4.3.16.1 Definition

This IOC models the Gxc reference point as defined in TS 23.402 [12].

### 4.3.17 Link\_PCRF\_PGW

#### 4.3.17.1 Definition

This IOC models the Gx reference point as defined in TS 23.401 [9].

### 4.3.18 Link\_PGW\_ServingGW

#### 4.3.18.1 Definition

This IOC models the S5 reference point as defined in TS 23.401 [9].

### 4.3.19 Link\_SGSN\_ServingGW

#### 4.3.19.1 Definition

This IOC models the S4 reference point as defined in TS 23.401 [9].

### 4.3.20 EP\_RP\_EPS

#### 4.3.20.1 Definition

This IOC represents an end point of reference point in EPS as defined in TS 23.401 [9].

#### 4.3.20.2 Attributes

Attribute Name	Support Qualifier	isReadable	isWritable	isInvariant	isNotifiable
farEndNeIpAddress	O	M	CM	-	M

#### 4.3.20.3 Attribute constraints

Name	Definition
farEndNeIpAddress's write qualifier	When the EP_RP_EPS object belongs to a different Domain Manager than the NE pointed by the farEndNeIpAddress attribute, the Write Qualifier of farEndNeIpAddress attribute is needed.

#### 4.3.20.4 Notifications

The common notifications defined in subclause 4.1.6 of 3GPP TS 28.622[6] are valid for this IOC, without exceptions or additions.

### 4.3.21 ExternalServingGWFunction

#### 4.3.21.1 Definition

This IOC represents SGW functionality controlled by another IRPAgent. For more information about the SGW, see 3GPP TS 23.401 [9].

### 4.3.21.2 Attributes

Attribute Name	Support Qualifier	isReadable	isWritable	isInvariant	isNotifiable
id	M	M	-	-	M
pLMNIdList	M	M	M	-	M
tACList	M	M	M	-	M

## 4.3.22 ExternalMMEFunction

### 4.3.22.1 Definition

This IOC represents MME functionality controlled by another IRPAgent. For more information about the MME, see 3GPP TS 23.401 [9].

### 4.3.22.2 Attributes

Attribute Name	Support Qualifier	isReadable	isWritable	isInvariant	isNotifiable
id	M	M	-	-	M
pLMNIdList	M	M	M	-	M
mMEC	M	M	M	-	M
<b>Attribute related to role</b>					
mMEPool	M	M	M	-	M

## 4.3.23 IOC QCISet

### 4.3.23.1 Definition

This IOC represents a set of QCI as defined in section 6.1.7.2 of TS 23.203 [19].

### 4.3.23.2 Attributes

Attribute Name	Support Qualifier	isReadable	isWritable	isInvariant	isNotifiable
id	M	M	-	-	M
qCIIList	M	M	M	-	M

### 4.3.23.3 Attribute constraints

Null.

### 4.3.23.4 Notifications

Name	Qualifier	Notes
notifyAttributeValueChange	See Kernel CM IRP (3GPP TS 32.662 [13])	
notifyObjectCreation	See Kernel CM IRP (3GPP TS 32.662 [13])	
notifyObjectDeletion	See Kernel CM IRP (3GPP TS 32.662 [13])	

## 4.3.24 MBMSGWFfunction

### 4.3.24.1 Definition

This IOC represents MBMS GW functionality. For more information about the MBMS GW, see 3GPP TS 36.300 [16].

### 4.3.24.2 Attributes

Attribute Name	Support Qualifier	isReadable	isWritable	isInvariant	isNotifiable
id	M	M	-	-	M

## 4.3.25 Link\_MBMSGW\_ENB

### 4.3.25.1 Definition

This IOC represents the M1 reference point as defined in 3GPP TS 36.300 [16].

## 4.4 Attribute definitions

### 4.4.1 Attribute properties

The following table defines the attributes that are present in several Information Object Classes (IOCs) of the present document.

Attribute Name	Documentation and Allowed Values	Properties
farEndNeIpAddress	The IP address(s) of the far end network entity to which the reference point is related. The IP address can be either IPv4 or IPv6.	type: String multiplicity: 1..* isOrdered: N/A isUnique: N/A defaultValue: None allowedValues: N/A isNullable: True
mMEC	MME Identifier (MMEI) is constructed from an MME Group ID (MMEGI) and an MME Code (MMEC). The MMEC is unique within the MME pool area and, if overlapping pool areas are in use, unique within the area of overlapping MME pools. (Ref. 3GPP TS 23.003[14])	type: Integer multiplicity: 1 isOrdered: N/A isUnique: N/A defaultValue: None isNullable: True
mMEGI	MME Identifier (MMEI) is constructed from an MME Group ID (MMEGI) and an MME Code (MMEC). The MMEGI is the unique identity of MME Pool within the context of PLMN. ( Ref.3GPP TS 23.003[14]). Note: An UE, supported by a cell, can connect to one out of a group of MMEs. The group consists of the MMEs supporting the tracking area for the cell limited to those that are connected to the serving eNB. The MME is identified by the combination PLMNID-MMEGI-MMEC. The combination is called GUMMEI.	type: Integer multiplicity: 1 isOrdered: N/A isUnique: N/A defaultValue: None isNullable: True
pLMNidList	It is a list of PLMN-Id, PLMN-Id= Mobile Country Codes (MCC)   Mobile Network Codes(MNC) (Ref. 3GPP TS 23.003[14])  The MMEPoolArea.pLMNidList purpose is to identify the PLMNs (related to MMEFunction) the MME Pool is serving.  The MMEFunction.pLMNidList purpose is as following. One operator may have several PLMN Ids and accordingly RAN broadcasts these Ids to enable UEs of different PLMN (i.e, UEs with different MNC in their IMSIs) to access its network. If CN node does not know this PLMN list, UEs of different PLMN than the one combined in MME might be treated as UEs from other operators. This will affect Location Update and Inter-MME handover procedures, and also the changing order.  allowedValues: A list of at most six entries of PLMN Identifiers. The PLMN Identifier is composed of a Mobile Country Code (MCC) and a Mobile Network Code (MNC).	type: Integer multiplicity: 1..* isOrdered: N/A isUnique: N/A defaultValue: None allowedValues: N/A isNullable: True
qCIIList	It is a list of QCI characteristic, which is a structure including the element QCI, Resource_Type, Priority, Packet_Delay_Budget and Packet_Error_Loss_Rate; Wherein - QCI representing the number of the QCI, is an integer; - Resource_Type representing the Resource Type(GBR or Non-GBR) of the QC; - Priority representing the Priority of QCI, is an integer; - Packet_Delay_Budget representing the Packet Delay Budget of the QCI, is an integer with the unit of millisecond(ms); - Packet_Error_Loss_Rate representing the Packet Error Loss Rate of the QCI, is a real. ( Ref.3GPP TS 23.203[x])	Refer to 3GPP TS 23.203[19]

tACList	It is the list of TAC of the MMEPoolArea that is used for traffic handling. Each TAC is provisioned over the S1 interface from the eNodeB, Ref 3GPP TS 36.413[18]. Note: A cell can only broadcast one TAC. See TS 36.300 v8.4.0 [16], section 10.1.7 (PLMNID and TAC relation). The Tracking Area Identity is constructed from the MCC (Mobile Country Code), MNC (Mobile Network Code) and TAC (Tracking Area Code). ( Ref.3GPP TS 23.401[9])	type: Integer multiplicity: 1..* isOrdered: N/A isUnique: N/A defaultValue: None allowedValues: N/A isNullable: True
Attribute Name related to role	Documentation and Allowed Values	Properties
mMEPool	It is the DN of a MMEPool instance.  allowedValues: N/A	type: DN multiplicity: 1 isOrdered: N/A isUnique: True defaultValue: None isNullable: True
mMEPoolArea	It is the DN of a MMEPoolArea instance.  allowedValues: N/A	type: DN multiplicity: 1 isOrdered: N/A isUnique: True defaultValue: None isNullable: True
mMEPoolMemberList	It is the list of DNs of MMEFunction instances of the MMEPool.  allowedValues: N/A	type: DN multiplicity: 1 isOrdered: N/A isUnique: True defaultValue: None isNullable: True

## 4.5 Common notifications

### 4.5.1 Alarm notifications

This clause presents a list of notifications, defined in [3], that IRPManager can receive. The notification header attribute `objectClass/objectInstance`, defined in [20], would capture the DN of an instance of an IOC defined in this IRP specification.

Name	Qualifier	Notes
<code>notifyAckStateChanged</code>	See Alarm IRP (3GPP TS 32.111-2 [3])	
<code>notifyAlarmListRebuilt</code>	See Alarm IRP (3GPP TS 32.111-2 [3])	
<code>notifyChangedAlarm</code>	See Alarm IRP (3GPP TS 32.111-2 [3])	
<code>notifyClearedAlarm</code>	See Alarm IRP (3GPP TS 32.111-2 [3])	
<code>notifyComments</code>	See Alarm IRP (3GPP TS 32.111-2 [3])	
<code>notifyNewAlarm</code>	See Alarm IRP (3GPP TS 32.111-2 [3])	
<code>notifyPotentialFaultyAlarmList</code>	See Alarm IRP (3GPP TS 32.111-2 [3])	

### 4.5.2 Configuration notifications

This clause presents a list of notifications, defined in [12], that IRPManager can receive. The notification header attribute `objectClass/objectInstance`, defined in [20], would capture the DN of an instance of an IOC defined in this IRP specification.

Name	Qualifier	Notes
<code>notifyAttributeValueChange</code>	See Kernel CM IRP (3GPP TS 32.662 [13])	
<code>notifyObjectCreation</code>	See Kernel CM IRP (3GPP TS 32.662 [13])	
<code>notifyObjectDeletion</code>	See Kernel CM IRP (3GPP TS 32.662 [13])	

---

## Annex A (informative): Change history

Change history							
Date	Meeting	TDoc	CR	Rev	Cat	Subject/Comment	New version
2014-06	SA#64	SP-140360	001	-		remove the feature support statements	11.1.0
2014-10	-	-	-	-		Update to Rel-12 version (MCC)	12.0.0
2016-01	-	-	-	-		Update to Rel-13 version (MCC)	13.0.0
2017-03	-	-	-	-		Update to Rel-14 version (MCC)	14.0.0
2018-06	SA#80	SP-180421	0007	1	B	Update EPC NRM definitions to support management of EN-DC and 5G interworking	15.0.0



---

# History

<b>Document history</b>		
V15.0.0	June 2018	Publication